
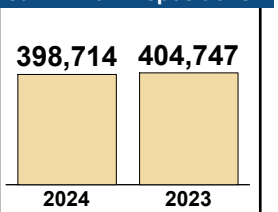


CPSS-CCMS-10.11 CASELOAD STATISTICS OF THE CIRCUIT COURTS

Virginia

January 2023 -- November 2024 Dispositions

Alexandria and Fairfax Circuit are not Included in State Totals

Dashboard		Monthly Dispositions Summary		Jan --- Nov Dispositions	
<p>Court: Virginia Circuit Start/End Date: Jan-23 / Nov-24 2023 Average Month: 36,508 Jan-Nov 2023: 404,747 Dispositions Trending: ↔</p>	<p>Circuit/Court ID: 0 200999 Type of Case: Dispositions 2024 Average Month: 36,247 Jan-Nov 2024 : 398,714 Overall AVG. Month: 36,383</p>	 <p>Jan 23 - Nov 24</p>		<p>398,714 404,747</p>  <p>2024 2023</p>	

Dispositions by Division																
Divisions		Jan	Feb	Mar	Apr	May	Jun	Jul	Aug	Sep	Oct	Nov	Dec	Thru Nov	% Change	Total
Total	2024	37,761	38,576	40,336	39,275	35,326	32,498	35,430	36,896	33,981	37,775	30,860	-	398,714	-1%	398,714
	2023	40,148	37,366	44,179	36,180	36,786	38,054	32,760	38,159	32,861	35,783	32,471	33,347	404,747	▼	438,094
Civil	2024	5,166	5,614	6,104	6,161	5,357	4,940	5,249	5,144	4,945	5,542	4,270	-	58,492	3%	58,492
	2023	5,112	4,920	5,681	4,956	5,580	5,280	5,090	5,366	4,765	5,048	4,880	4,561	56,678	▲	61,239
Criminal	2024	14,232	15,167	15,912	14,430	13,657	13,451	13,967	15,215	14,049	14,435	11,726	-	156,241	1%	156,241
	2023	14,315	13,241	15,888	13,247	13,467	15,277	12,583	15,587	13,953	14,697	12,860	12,503	155,115	▲	167,618
Concealed Handgun Permits	2024	10,186	10,254	10,875	10,104	8,879	7,406	8,543	8,691	8,268	10,116	8,493	-	101,815	-8%	101,815
	2023	12,416	11,947	14,145	10,842	9,989	9,422	7,803	8,941	7,808	8,783	8,956	7,895	111,052	▼	118,947
Miscellaneous/ Other	2024	8,088	7,464	7,375	8,512	7,374	6,617	7,593	7,748	6,621	7,599	6,304	-	81,295	0%	81,295
	2023	8,267	7,216	8,419	7,092	7,706	8,032	7,264	8,190	6,301	7,216	5,726	8,339	81,429	▼	89,768
Others	2024	89	77	70	68	59	84	78	98	98	83	67	-	871	84%	871
	2023	38	42	46	43	44	43	20	75	34	39	49	49	473	▲	522

Dispositions by Case Category																
Case Categories		Jan	Feb	Mar	Apr	May	Jun	Jul	Aug	Sep	Oct	Nov	Dec	Thru Nov	% Change	Total
Administrative Law	2024	33	41	39	54	19	28	30	34	30	53	28	-	389	15%	389
	2023	27	34	25	34	25	36	32	27	27	44	28	20	339	▲	359
Aggravated Murder	2024	15	19	5	3	16	6	10	8	10	18	11	-	121	3%	121
	2023	20	6	13	6	8	11	14	8	10	12	9	6	117	▲	123
Contested Divorce	2024	573	550	647	742	672	577	654	635	556	622	497	-	6,725	-2%	6,725
	2023	594	589	673	659	736	629	633	653	556	563	572	610	6,857	▼	7,467
Domestic and Family - Level 1	2024	596	551	618	762	666	603	724	641	593	701	543	-	6,998	-3%	6,998
	2023	695	741	715	565	603	714	579	741	599	696	592	553	7,240	▼	7,793
Domestic and Family - Level 2	2024	325	383	682	509	337	364	329	380	296	362	281	-	4,248	27%	4,248
	2023	331	248	330	254	281	314	256	334	285	324	390	311	3,347	▲	3,658
Felonies and Related Matters	2024	9,545	10,136	10,896	9,655	8,780	8,908	9,159	9,905	9,198	9,600	7,646	-	103,428	-1%	103,428
	2023	9,615	8,997	10,662	9,102	9,008	10,394	8,390	10,374	9,233	9,923	8,537	8,209	104,235	▼	112,444
General Civil	2024	5	5	10	30	21	23	2	1	1	5	5	-	108	23%	108
	2023	27	8	-	-	8	4	3	15	12	4	7	4	88	▲	92
General Civil - Level 1	2024	65	448	537	239	132	67	84	48	99	70	66	-	1,855	110%	1,855
	2023	88	74	67	75	87	81	111	98	69	62	71	77	883	▲	960
General Civil - Level 2	2024	1,250	1,161	1,200	1,530	1,153	1,004	1,098	1,049	1,100	1,269	989	-	12,803	6%	12,803
	2023	1,158	1,055	1,259	1,029	1,217	1,110	976	1,097	1,050	1,107	1,068	969	12,126	▲	13,095
General Civil - Level 3	2024	951	966	932	968	902	914	919	925	829	877	668	-	9,851	-3%	9,851
	2023	915	858	1,023	869	997	892	999	972	789	952	861	692	10,127	▼	10,819
Miscellaneous Civil	2024	14,149	13,800	14,361	14,117	12,452	10,631	12,387	12,544	11,676	13,806	11,667	-	141,590	-8%	141,590
	2023	16,473	15,542	18,576	14,736	14,016	14,160	11,981	13,198	11,060	12,507	11,778	10,982	154,027	▼	165,009
Misdemeanor	2024	3,659	3,872	3,887	3,648	3,567	3,522	3,566	4,040	3,627	3,564	3,014	-	39,966	3%	39,966
	2023	3,679	3,319	4,061	3,130	3,330	3,602	3,080	4,003	3,588	3,651	3,280	3,272	38,723	▲	41,995
Other	2024	3,909	3,741	3,622	4,008	3,478	3,182	3,395	3,636	3,050	3,636	2,928	-	38,585	9%	38,585
	2023	3,856	3,382	3,624	2,920	3,427	3,030	2,805	3,599	2,820	3,107	2,693	5,079	35,263	▲	40,342
Other Criminally Related Matters	2024	1,104	1,231	1,212	1,206	1,376	1,089	1,308	1,376	1,335	1,402	1,121	-	13,760	6%	13,760
	2023	1,088	995	1,243	1,094	1,190	1,361	1,173	1,312	1,197	1,203	1,109	1,064	12,965	▲	14,029
Probates/Wills & Trusts - Level 1	2024	20	32	32	31	23	18	25	29	17	23	25	-	275	6%	275
	2023	17	27	18	13	27	23	27	32	35	24	17	24	260	▲	284
Probates/Wills & Trusts - Level 2	2024	195	213	213	207	223	225	220	241	204	259	209	-	2,409	-1%	2,409
	2023	210	217	241	232	242	256	214	243	180	236	153	198	2,424	▼	2,622
Protective Orders	2024	23	23	23	17	15	15	16	21	20	19	13	-	205	0%	205
	2023	8	15	19	16	18	32	20	20	20	20	17	28	205	↔	233
Uncontested Divorce	2024	1,344	1,404	1,420	1,549	1,494	1,322	1,504	1,383	1,340	1,489	1,149	-	15,398	-1%	15,398
	2023	1,347	1,259	1,630	1,446	1,566	1,405	1,467	1,433	1,331	1,348	1,289	1,249	15,521	▼	16,770

This report reflects the case management system. Numbers will update as reports are refreshed and posted. The case types reported may not necessitate judicial involvement.

CPSS-CCMS-10.11 CASELOAD STATISTICS OF THE CIRCUIT COURTS

Chesapeake

January 2023 -- November 2024 Dispositions

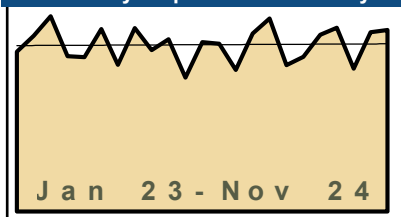
Alexandria and Fairfax Circuit are not Included in State Totals

Dashboard

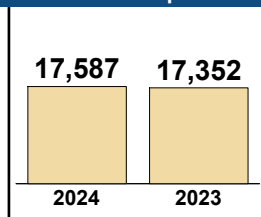
Court: Chesapeake Circuit
Start/End Date: Jan-23 / Nov-24
2023 Average Month: 1,581
Jan-Nov 2023: 17,352
Dispositions Trending: ⇌

Circuit/Court ID: 1 201550
Type of Case: Dispositions
2024 Average Month: 1,599
Jan-Nov 2024 : 17,587
Overall AVG. Month: 1,589

Monthly Dispositions Summary



Jan --- Nov Dispositions



Dispositions by Division

Divisions		Jan	Feb	Mar	Apr	May	Jun	Jul	Aug	Sep	Oct	Nov	Dec	Thru Nov	% Change	Total
Total	2024	1,599	1,348	1,695	1,839	1,396	1,475	1,683	1,752	1,361	1,709	1,730	-	17,587	1%	17,587
	2023	1,522	1,676	1,861	1,480	1,470	1,739	1,399	1,747	1,539	1,642	1,277	1,614	17,352	▲	18,966
Civil	2024	194	184	216	198	277	239	261	211	195	237	217	-	2,429	-8%	2,429
	2023	214	237	255	226	290	256	228	243	243	247	207	205	2,646	▼	2,851
Criminal	2024	483	635	723	495	473	600	629	647	464	522	520	-	6,191	-5%	6,191
	2023	574	518	696	539	497	725	528	629	610	707	485	475	6,508	▼	6,983
Concealed Handgun Permits	2024	515	217	376	407	297	230	451	566	368	403	369	-	4,199	11%	4,199
	2023	365	572	486	379	265	355	190	353	312	232	279	232	3,788	▲	4,020
Miscellaneous/ Other	2024	406	312	380	739	348	405	339	327	334	546	623	-	4,759	8%	4,759
	2023	369	347	424	336	417	402	453	521	374	455	305	700	4,403	▲	5,103
Others	2024	1	-	-	-	1	1	3	1	-	1	1	-	9	29%	9
	2023	-	2	-	-	1	1	-	1	-	1	1	2	7	▲	9

Dispositions by Case Category

Case Categories		Jan	Feb	Mar	Apr	May	Jun	Jul	Aug	Sep	Oct	Nov	Dec	Thru Nov	% Change	Total
Administrative Law	2024	1	1	-	1	-	2	-	-	3	-	3	-	11	-35%	11
	2023	1	2	1	-	3	2	1	1	2	4	-	1	17	▼	18
Aggravated Murder	2024	1	-	1	-	-	-	1	-	-	-	-	-	3	0%	3
	2023	1	-	-	-	-	-	1	-	-	-	1	-	3	↔	3
Contested Divorce	2024	34	31	45	22	46	53	61	43	41	35	33	-	444	0%	444
	2023	33	36	41	46	45	55	37	41	37	38	37	42	446	▼	488
Domestic and Family - Level 1	2024	25	25	23	26	46	25	18	24	12	47	15	-	286	-30%	286
	2023	31	43	28	41	40	34	33	39	63	26	29	31	407	▼	438
Domestic and Family - Level 2	2024	6	5	5	11	13	7	7	8	2	9	7	-	80	-25%	80
	2023	8	7	14	5	11	11	11	13	6	8	13	10	107	▼	117
Felonies and Related Matters	2024	319	475	577	331	335	421	467	416	310	380	365	-	4,396	-2%	4,396
	2023	384	360	454	355	336	523	362	435	410	536	344	322	4,499	▼	4,821
General Civil - Level 1	2024	3	4	2	3	6	5	4	2	1	8	3	-	41	64%	41
	2023	-	2	2	1	7	1	2	1	3	4	2	-	25	▲	25
General Civil - Level 2	2024	49	23	29	51	41	36	51	24	30	58	43	-	435	-7%	435
	2023	34	24	47	36	52	30	47	35	43	74	44	31	466	▼	497
General Civil - Level 3	2024	24	5	6	37	29	17	28	12	24	28	32	-	242	8%	242
	2023	12	19	26	11	28	17	24	15	10	44	18	10	224	▲	234
Miscellaneous Civil	2024	607	291	460	491	408	358	565	668	464	542	449	-	5,303	1%	5,303
	2023	494	722	625	513	379	527	353	509	409	318	388	357	5,237	▲	5,594
Misdemeanor	2024	128	124	108	130	105	151	116	182	122	108	122	-	1,396	-15%	1,396
	2023	152	123	196	161	128	166	138	150	172	146	108	122	1,640	▼	1,762
Other	2024	293	233	298	609	232	252	198	225	230	364	537	-	3,471	26%	3,471
	2023	232	196	253	186	298	219	257	356	268	314	180	574	2,759	▲	3,333
Other Criminally Related Matters	2024	35	36	43	35	37	30	45	52	32	34	33	-	412	5%	412
	2023	37	38	55	24	35	36	34	44	29	26	33	33	391	▲	424
Probates/Wills & Trusts - Level 1	2024	1	3	1	1	1	2	-	3	2	2	2	-	18	0%	18
	2023	-	4	2	2	-	-	1	3	3	1	2	2	18	↔	20
Probates/Wills & Trusts - Level 2	2024	12	12	11	4	9	20	10	8	6	17	9	-	118	31%	118
	2023	6	8	8	8	12	7	9	6	9	11	6	5	90	▲	95
Uncontested Divorce	2024	61	80	86	87	88	96	112	85	82	77	77	-	931	-9%	931
	2023	97	92	109	91	96	111	89	99	75	92	72	74	1,023	▼	1,097

This report reflects the case management system. Numbers will update as reports are refreshed and posted. The case types reported may not necessitate judicial involvement.

Dashboard				Monthly Dispositions Summary				Jan --- Nov Dispositions			
Court: Accomack Circuit		Circuit/Court ID: 2 202001		<p>Jan 23 - Nov 24</p>				<p>2024: 1,469 2023: 1,393</p>			
Start/End Date: Jan-23 / Nov-24		Type of Case: Dispositions									
2023 Average Month: 127		2024 Average Month: 134									
Jan-Nov 2023: 1,393		Jan-Nov 2024 : 1,469									
Dispositions Trending: ▲		Overall AVG. Month: 130									

Dispositions by Division																
Divisions		Jan	Feb	Mar	Apr	May	Jun	Jul	Aug	Sep	Oct	Nov	Dec	Thru Nov	% Change	Total
Total	2024	110	159	156	175	119	86	133	110	107	187	127	-	1,469	5%	1,469
	2023	143	95	149	164	109	164	115	153	75	91	135	134	1,393	▲	1,527
Civil	2024	8	10	37	8	21	8	10	14	9	39	8	-	172	37%	172
	2023	7	15	10	21	14	5	7	14	5	12	16	12	126	▲	138
Criminal	2024	60	111	26	82	59	40	68	54	82	82	61	-	725	27%	725
	2023	31	44	45	57	24	102	59	80	42	44	43	53	571	▲	624
Concealed Handgun Permits	2024	28	27	55	75	33	34	35	24	8	64	47	-	430	-26%	430
	2023	97	32	80	78	59	45	30	45	20	26	67	59	579	▼	638
Miscellaneous/ Other	2024	14	11	38	10	6	4	20	18	8	2	11	-	142	21%	142
	2023	8	4	14	8	12	12	19	14	8	9	9	10	117	▲	127

Dispositions by Case Category																
Case Categories		Jan	Feb	Mar	Apr	May	Jun	Jul	Aug	Sep	Oct	Nov	Dec	Thru Nov	% Change	Total
Administrative Law	2024	-	1	-	-	-	-	-	-	-	-	-	-	1	0%	1
	2023	-	-	-	-	-	-	1	-	-	-	-	-	1	↔	1
Aggravated Murder	2024	2	-	-	-	-	-	-	-	-	-	-	-	2	100%	2
	2023	-	-	-	-	-	-	1	-	-	-	-	-	1	▲	1
Contested Divorce	2024	1	1	9	2	2	3	1	5	1	4	-	-	29	26%	29
	2023	-	3	2	3	3	2	-	3	1	2	4	2	23	▲	25
Domestic and Family - Level 1	2024	-	-	-	1	1	-	1	-	2	-	-	-	5	-17%	5
	2023	-	2	2	-	-	-	-	1	-	1	-	1	6	▼	7
Domestic and Family - Level 2	2024	-	-	-	-	-	1	2	-	-	15	1	-	19	217%	19
	2023	-	-	-	-	1	1	-	-	2	-	2	-	6	▲	6
Felonies and Related Matters	2024	42	31	20	53	41	23	58	40	71	53	48	-	480	25%	480
	2023	22	26	31	34	22	69	36	60	26	22	35	32	383	▲	415
General Civil - Level 1	2024	-	-	-	1	-	-	-	1	-	-	-	-	2	100%	2
	2023	-	-	-	-	-	-	-	-	-	1	-	-	1	▲	1
General Civil - Level 2	2024	2	-	13	2	1	1	3	3	2	2	1	-	30	76%	30
	2023	1	2	2	-	2	1	1	4	-	2	2	-	17	▲	17
General Civil - Level 3	2024	10	5	13	1	2	2	4	7	4	12	5	-	65	16%	65
	2023	5	3	5	11	6	2	6	7	4	2	5	5	56	▲	61
Miscellaneous Civil	2024	36	37	77	81	38	37	50	34	15	65	56	-	526	-20%	526
	2023	103	35	91	84	68	53	46	52	25	32	72	66	661	▼	727
Misdemeanor	2024	15	70	7	25	17	13	9	12	11	21	10	-	210	36%	210
	2023	8	12	14	22	3	28	13	14	14	17	9	15	154	▲	169
Other	2024	-	-	2	1	-	-	-	-	-	1	-	-	4	300%	4
	2023	-	-	-	-	-	-	-	1	-	-	-	1	1	▲	2
Other Criminally Related Matters	2024	1	10	-	4	1	4	1	2	-	8	3	-	34	-8%	34
	2023	2	6	-	1	-	6	9	6	2	5	-	6	37	▼	43
Probates/Wills & Trusts - Level 2	2024	-	-	-	-	-	-	-	-	-	-	2	-	2	-33%	2
	2023	1	-	-	-	-	-	-	1	-	1	-	-	3	▼	3
Protective Orders	2024	-	-	-	-	1	-	-	-	-	-	-	-	1	0%	1
	2023	-	-	-	1	-	-	-	-	-	-	-	-	1	↔	1
Uncontested Divorce	2024	1	4	15	4	15	2	4	6	1	6	1	-	59	40%	59
	2023	1	6	2	8	4	2	2	4	1	6	6	6	42	▲	48

CPSS-CCMS-10.11 CASELOAD STATISTICS OF THE CIRCUIT COURTS

Northampton

January 2023 -- November 2024 Dispositions


Alexandria and Fairfax Circuit are not Included in State Totals

Dashboard

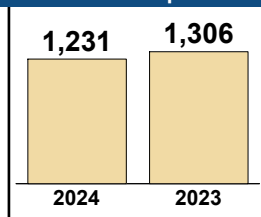
Court: Northampton Circuit
Start/End Date: Jan-23 / Nov-24
2023 Average Month: 115
Jan-Nov 2023: 1,306
Dispositions Trending: ▼

Circuit/Court ID: 2 202131
Type of Case: Dispositions
2024 Average Month: 112
Jan-Nov 2024 : 1,231
Overall AVG. Month: 114

Monthly Dispositions Summary



Jan --- Nov Dispositions



Dispositions by Division

Divisions		Jan	Feb	Mar	Apr	May	Jun	Jul	Aug	Sep	Oct	Nov	Dec	Thru Nov	% Change	Total
Total	2024	106	156	130	117	105	77	109	98	79	93	161	-	1,231	-6%	1,231
	2023	151	81	104	67	168	84	137	79	137	128	170	77	1,306	▼	1,383
Civil	2024	5	23	15	19	5	6	4	5	1	6	9	-	98	44%	98
	2023	3	10	2	6	4	5	1	2	22	5	8	8	68	▲	76
Criminal	2024	75	93	74	64	71	50	63	60	64	65	105	-	784	-21%	784
	2023	116	49	84	40	142	66	122	49	92	101	132	51	993	▼	1,044
Concealed Handgun Permits	2024	14	21	24	18	14	7	15	19	10	10	25	-	177	-10%	177
	2023	29	15	14	17	18	11	10	24	15	15	28	16	196	▼	212
Miscellaneous/ Other	2024	12	18	17	16	15	14	27	14	4	12	22	-	171	249%	171
	2023	3	7	4	4	4	2	4	4	8	7	2	2	49	▲	51
Others	2024	-	1	-	-	-	-	-	-	-	-	-	-	1	1	1
	2023	-	-	-	-	-	-	-	-	-	-	-	-	0	↔	0

Dispositions by Case Category


Case Categories		Jan	Feb	Mar	Apr	May	Jun	Jul	Aug	Sep	Oct	Nov	Dec	Thru Nov	% Change	Total
Administrative Law	2024	-	-	-	1	-	-	-	-	-	-	1	-	2	-33%	2
	2023	-	2	-	1	-	-	-	-	-	-	-	-	3	▼	3
Aggravated Murder	2024	-	-	-	-	-	-	-	-	-	-	-	-	0	-100%	0
	2023	-	-	-	-	1	-	-	-	-	-	1	-	2	▼	2
Contested Divorce	2024	1	-	1	1	-	-	1	-	-	-	2	-	6	0%	6
	2023	-	2	-	1	1	1	-	-	1	-	-	2	6	↔	8
Domestic and Family - Level 1	2024	-	-	-	-	-	-	-	-	-	1	-	-	1	-67%	1
	2023	-	1	-	-	-	1	-	-	-	1	-	-	3	▼	3
Domestic and Family - Level 2	2024	-	3	1	-	-	-	-	-	-	-	1	-	5	400%	5
	2023	-	1	-	-	-	-	-	-	-	-	-	-	1	▲	1
Felonies and Related Matters	2024	29	53	23	33	20	25	19	28	24	42	39	-	335	-25%	335
	2023	22	25	32	30	66	34	66	21	23	60	68	18	447	▼	465
General Civil	2024	-	-	-	-	-	-	-	-	-	-	3	-	3	3	3
	2023	-	-	-	-	-	-	-	-	-	-	-	-	0	↔	0
General Civil - Level 1	2024	-	-	-	1	-	-	-	-	1	-	-	-	2	2	2
	2023	-	-	-	-	-	-	-	-	-	-	-	-	0	↔	0
General Civil - Level 2	2024	1	9	15	9	3	7	1	1	1	3	3	-	53	39%	53
	2023	-	2	1	2	-	3	-	1	19	3	7	2	38	▲	40
General Civil - Level 3	2024	3	12	1	10	1	-	1	2	-	-	3	-	33	267%	33
	2023	-	-	-	1	1	-	1	1	2	2	1	2	9	▲	11
Miscellaneous Civil	2024	20	27	29	23	16	10	20	21	12	18	35	-	231	-2%	231
	2023	32	21	18	19	21	13	13	28	20	21	30	18	236	▼	254
Misdemeanor	2024	33	38	38	30	39	21	30	32	24	21	48	-	354	-21%	354
	2023	82	22	44	10	56	28	44	27	48	36	53	28	450	▼	478
Other	2024	5	7	9	2	11	9	22	12	1	4	6	-	88	88	88
	2023	-	-	-	-	-	-	-	-	-	-	-	-	0	↔	0
Other Criminally Related Matters	2024	13	2	13	3	12	4	14	-	16	2	18	-	97	0%	97
	2023	13	2	8	1	20	4	12	1	21	5	10	5	97	↔	102
Probates/Wills & Trusts - Level 1	2024	-	2	-	-	-	-	-	-	-	-	-	-	2	2	2
	2023	-	-	-	-	-	-	-	-	-	-	-	-	0	↔	0
Probates/Wills & Trusts - Level 2	2024	-	2	-	-	-	-	-	-	-	-	-	-	2	2	2
	2023	-	-	-	-	-	-	-	-	-	-	-	1	0	↔	1
Uncontested Divorce	2024	1	1	-	4	3	1	1	2	-	2	2	-	17	21%	17
	2023	2	3	1	2	2	-	1	-	3	-	-	1	14	▲	15

This report reflects the case management system. Numbers will update as reports are refreshed and posted. The case types reported may not necessitate judicial involvement.

CPSS-CCMS-10.11 CASELOAD STATISTICS OF THE CIRCUIT COURTS

January 2023 -- November 2024 Dispositions

Alexandria and Fairfax Circuit are not Included in State Totals

Dashboard		Monthly Dispositions Summary		Jan --- Nov Dispositions	
<p>Court: Virginia Beach Circuit Start/End Date: Jan-23 / Nov-24 2023 Average Month: 1,276 Jan-Nov 2023: 14,197 Dispositions Trending: ↔</p>	<p>Circuit/Court ID: 2 202810 Type of Case: Dispositions 2024 Average Month: 1,295 Jan-Nov 2024 : 14,241 Overall AVG. Month: 1,285</p>	 <p style="text-align: center; font-weight: bold;">Jan 23 - Nov 24</p>		<p>14,241</p> <div style="width: 50px; height: 50px; background-color: #f0e68c; margin: 0 auto;"></div> <p>2024</p>	<p>14,197</p> <div style="width: 50px; height: 50px; background-color: #f0e68c; margin: 0 auto;"></div> <p>2023</p>

Dispositions by Division																
Divisions		Jan	Feb	Mar	Apr	May	Jun	Jul	Aug	Sep	Oct	Nov	Dec	Thru Nov	% Change	Total
Total	2024	1,270	1,252	1,271	1,332	1,239	1,277	1,308	1,405	1,194	1,417	1,276	-	14,241	0%	14,241
	2023	1,419	1,193	1,471	1,211	1,320	1,330	1,186	1,455	1,141	1,298	1,173	1,119	14,197	▲	15,316
Civil	2024	280	296	305	322	329	343	306	365	264	416	291	-	3,517	0%	3,517
	2023	360	307	345	315	314	309	284	378	302	321	294	289	3,529	▼	3,818
Criminal	2024	655	630	636	637	551	556	642	583	574	621	657	-	6,742	3%	6,742
	2023	613	540	701	541	621	582	499	700	533	623	583	485	6,536	▲	7,021
Concealed Handgun Permits	2024	-	-	-	-	-	-	-	-	-	-	-	-	0	-100%	0
	2023	-	-	2	-	-	-	-	-	-	-	-	-	2	▼	2
Miscellaneous/ Other	2024	335	325	327	373	359	377	359	456	354	379	328	-	3,972	-4%	3,972
	2023	446	346	423	355	385	438	402	377	305	352	296	344	4,125	▼	4,469
Others	2024	-	1	3	-	-	1	1	1	2	1	-	-	10	100%	10
	2023	-	-	-	-	-	1	1	-	1	2	-	1	5	▲	6

Dispositions by Case Category																
Case Categories		Jan	Feb	Mar	Apr	May	Jun	Jul	Aug	Sep	Oct	Nov	Dec	Thru Nov	% Change	Total
Administrative Law	2024	1	3	-	-	-	-	2	1	-	-	-	-	7	-13%	7
	2023	3	1	-	-	1	-	-	1	-	2	-	-	8	▼	8
Aggravated Murder	2024	-	1	-	1	-	-	2	-	-	-	-	-	4	0%	4
	2023	1	-	-	-	3	-	-	-	-	-	-	-	4	↔	4
Contested Divorce	2024	17	25	16	24	28	30	21	36	15	29	19	-	260	-11%	260
	2023	33	20	26	31	36	27	21	27	28	26	18	20	293	▼	313
Domestic and Family - Level 1	2024	29	35	33	42	28	31	31	47	37	30	38	-	381	-3%	381
	2023	39	41	37	34	35	26	24	47	45	31	34	32	393	▼	425
Domestic and Family - Level 2	2024	20	15	24	17	19	25	24	23	15	27	21	-	230	22%	230
	2023	25	15	21	16	11	15	17	17	13	22	17	17	189	▲	206
Felonies and Related Matters	2024	404	397	388	397	329	293	377	326	352	353	389	-	4,005	3%	4,005
	2023	392	338	400	337	379	343	307	395	285	379	348	284	3,903	▲	4,187
General Civil - Level 1	2024	-	4	3	4	1	4	4	2	2	6	7	-	37	-12%	37
	2023	1	2	5	4	6	4	4	6	6	-	4	9	42	▼	51
General Civil - Level 2	2024	58	65	59	78	60	69	43	86	51	77	66	-	712	1%	712
	2023	88	76	85	61	48	64	41	64	64	62	49	42	702	▲	744
General Civil - Level 3	2024	92	111	110	109	117	104	111	122	86	126	89	-	1,177	-8%	1,177
	2023	116	108	101	131	124	120	117	135	107	114	102	113	1,275	▼	1,388
Miscellaneous Civil	2024	134	139	140	198	187	164	169	212	190	194	155	-	1,882	-3%	1,882
	2023	212	153	191	159	194	212	238	186	143	122	139	129	1,949	▼	2,078
Misdemeanor	2024	204	206	215	204	180	220	196	204	191	218	218	-	2,256	1%	2,256
	2023	195	173	249	179	214	189	156	266	189	212	204	179	2,226	▲	2,405
Other	2024	185	155	176	139	161	207	178	218	148	160	150	-	1,877	-4%	1,877
	2023	207	163	217	151	169	206	158	168	135	214	158	196	1,946	▼	2,142
Other Criminally Related Matters	2024	55	35	40	42	50	47	73	57	33	61	56	-	549	18%	549
	2023	28	31	60	28	26	56	42	54	65	38	37	28	465	▲	493
Probates/Wills & Trusts - Level 1	2024	-	1	-	-	-	-	-	-	2	2	1	-	6	20%	6
	2023	-	-	-	1	-	1	-	2	-	-	1	1	5	▲	6
Probates/Wills & Trusts - Level 2	2024	13	6	9	20	21	17	17	14	14	54	14	-	199	21%	199
	2023	7	16	9	14	17	17	21	23	11	21	8	11	164	▲	175
Protective Orders	2024	-	3	-	1	1	1	1	1	-	2	4	-	14	180%	14
	2023	-	-	-	-	1	-	-	2	-	2	-	3	5	▲	8
Uncontested Divorce	2024	58	51	58	56	57	65	59	56	58	78	49	-	645	3%	645
	2023	72	56	70	65	56	50	40	62	50	53	54	55	628	▲	683

This report reflects the case management system. Numbers will update as reports are refreshed and posted. The case types reported may not necessitate judicial involvement.

Dashboard		Monthly Dispositions Summary		Jan --- Nov Dispositions	
<p>Court: Portsmouth Circuit Start/End Date: Jan-23 / Nov-24 2023 Average Month: 717 Jan-Nov 2023: 8,113 Dispositions Trending: ▼</p>	<p>Circuit/Court ID: 3 203740 Type of Case: Dispositions 2024 Average Month: 587 Jan-Nov 2024 : 6,461 Overall AVG. Month: 655</p>	<p style="text-align: center; font-weight: bold;">Jan 23 - Nov 24</p>		<p style="text-align: center;"> 6,461 8,113 2024 2023 </p>	

Dispositions by Division																
Divisions		Jan	Feb	Mar	Apr	May	Jun	Jul	Aug	Sep	Oct	Nov	Dec	Thru Nov	% Change	Total
Total	2024	638	627	760	566	542	658	549	572	603	537	409	-	6,461	-20%	6,461
	2023	870	930	961	857	750	617	683	561	609	628	647	490	8,113	▼	8,603
Civil	2024	233	186	280	176	182	231	191	193	221	145	111	-	2,149	-25%	2,149
	2023	224	349	299	348	259	196	309	180	200	231	279	159	2,874	▼	3,033
Criminal	2024	168	148	123	123	137	157	155	132	182	144	134	-	1,603	-8%	1,603
	2023	203	173	224	153	202	120	105	133	127	161	141	126	1,742	▼	1,868
Concealed Handgun Permits	2024	77	144	144	104	76	151	104	131	81	117	75	-	1,204	-6%	1,204
	2023	197	171	163	117	98	90	79	64	123	72	107	83	1,281	▼	1,364
Miscellaneous/ Other	2024	160	149	213	163	147	119	98	116	119	131	89	-	1,504	-32%	1,504
	2023	246	237	274	239	191	210	190	180	159	164	120	122	2,210	▼	2,332
Others	2024	-	-	-	-	-	-	1	-	-	-	-	-	1	-83%	1
	2023	-	-	1	-	-	1	-	4	-	-	-	-	6	▼	6

Dispositions by Case Category																
Case Categories		Jan	Feb	Mar	Apr	May	Jun	Jul	Aug	Sep	Oct	Nov	Dec	Thru Nov	% Change	Total
Administrative Law	2024	2	-	2	-	-	-	-	1	1	1	1	-	8	-20%	8
	2023	-	1	2	1	1	1	1	1	1	1	1	-	10	▼	10
Aggravated Murder	2024	4	-	-	-	-	2	-	-	1	-	4	-	11	267%	11
	2023	-	-	-	1	-	-	-	-	-	-	2	-	3	▲	3
Contested Divorce	2024	10	3	6	13	8	5	9	4	19	4	8	-	89	-28%	89
	2023	6	14	16	22	8	5	8	2	12	18	13	8	124	▼	132
Domestic and Family - Level 1	2024	8	12	15	5	21	12	15	7	7	7	22	-	131	-43%	131
	2023	3	99	16	6	13	46	6	12	9	7	12	9	229	▼	238
Domestic and Family - Level 2	2024	1	-	3	2	5	7	1	2	1	-	1	-	23	-23%	23
	2023	1	9	1	3	1	-	4	2	2	2	5	5	30	▼	35
Felonies and Related Matters	2024	107	91	79	73	79	88	99	75	109	92	65	-	957	-10%	957
	2023	138	94	150	94	106	56	70	89	53	131	80	69	1,061	▼	1,130
General Civil	2024	5	1	9	3	5	7	2	1	1	3	2	-	39	-55%	39
	2023	27	8	-	-	7	4	3	15	12	4	6	4	86	▼	90
General Civil - Level 1	2024	2	1	2	1	-	-	-	-	3	-	2	-	11	-52%	11
	2023	2	1	2	9	2	3	1	-	1	1	1	1	23	▼	24
General Civil - Level 2	2024	21	10	14	20	21	10	19	10	18	11	12	-	166	-26%	166
	2023	10	7	27	59	16	12	19	12	14	21	28	12	225	▼	237
General Civil - Level 3	2024	148	137	218	118	108	177	124	161	139	116	50	-	1,496	-22%	1,496
	2023	188	164	195	180	193	117	251	148	135	160	194	106	1,925	▼	2,031
Miscellaneous Civil	2024	157	201	242	167	157	233	145	223	161	195	156	-	2,037	-15%	2,037
	2023	310	260	299	275	192	211	196	137	204	140	162	157	2,386	▼	2,543
Misdemeanor	2024	44	44	30	33	41	45	37	37	39	36	55	-	441	4%	441
	2023	45	54	41	31	59	31	23	21	62	24	35	38	426	▲	464
Other	2024	74	87	101	91	60	28	50	20	37	43	7	-	598	-42%	598
	2023	105	163	126	88	93	83	69	90	66	86	59	42	1,028	▼	1,070
Other Criminally Related Matters	2024	23	16	17	17	17	23	20	21	35	19	11	-	219	-21%	219
	2023	20	35	36	29	38	34	16	24	12	8	26	19	278	▼	297
Probates/Wills & Trusts - Level 1	2024	1	-	1	1	1	-	-	4	-	-	-	-	8	60%	8
	2023	-	-	-	1	2	1	1	-	-	-	-	-	5	▲	5
Probates/Wills & Trusts - Level 2	2024	2	3	4	1	2	3	5	1	6	-	-	-	27	-23%	27
	2023	-	1	6	10	4	3	1	3	-	6	1	4	35	▼	39
Protective Orders	2024	-	-	-	-	-	-	-	-	-	-	-	-	0	-100%	0
	2023	-	1	4	3	2	-	-	-	-	-	-	-	10	▼	10
Uncontested Divorce	2024	29	21	17	21	17	18	23	5	26	10	13	-	200	-13%	200
	2023	15	19	40	45	13	10	14	5	26	20	22	16	229	▼	245

CPSS-CCMS-10.11 CASELOAD STATISTICS OF THE CIRCUIT COURTS

January 2023 -- November 2024 Dispositions

Alexandria and Fairfax Circuit are not Included in State Totals

Dashboard		Monthly Dispositions Summary		Jan --- Nov Dispositions	
<p>Court: Norfolk Circuit Start/End Date: Jan-23 / Nov-24 2023 Average Month: 1,842 Jan-Nov 2023: 20,618 Dispositions Trending: ▼</p>	<p>Circuit/Court ID: 4 204710 Type of Case: Dispositions 2024 Average Month: 1,639 Jan-Nov 2024 : 18,024 Overall AVG. Month: 1,745</p>	<p style="text-align: center; font-weight: bold;">Jan 23 - Nov 24</p>		<div style="display: flex; justify-content: space-around;"> <div style="text-align: center;"> <p style="font-size: 24px; font-weight: bold;">18,024</p> <p style="font-size: 12px;">2024</p> </div> <div style="text-align: center;"> <p style="font-size: 24px; font-weight: bold;">20,618</p> <p style="font-size: 12px;">2023</p> </div> </div>	

Dispositions by Division																
Divisions		Jan	Feb	Mar	Apr	May	Jun	Jul	Aug	Sep	Oct	Nov	Dec	Thru Nov	% Change	Total
Total	2024	1,733	1,596	1,542	1,639	1,743	1,467	2,015	1,818	1,323	1,754	1,394	-	18,024	-13%	18,024
	2023	2,170	1,873	2,205	1,751	1,830	2,741	1,574	1,844	1,461	1,751	1,418	1,490	20,618	▼	22,108
Civil	2024	397	412	432	385	450	374	425	418	424	431	339	-	4,487	2%	4,487
	2023	347	350	443	447	403	470	364	395	404	393	371	405	4,387	▲	4,792
Criminal	2024	398	381	419	303	374	327	410	483	301	466	378	-	4,240	-6%	4,240
	2023	430	317	467	381	312	429	380	526	458	421	402	418	4,523	▼	4,941
Concealed Handgun Permits	2024	217	237	205	232	191	177	181	190	162	230	209	-	2,231	-9%	2,231
	2023	270	237	316	251	227	191	198	207	180	197	171	191	2,445	▼	2,636
Miscellaneous/ Other	2024	719	563	478	712	722	578	995	721	430	614	462	-	6,994	-24%	6,994
	2023	1,121	966	979	672	888	1,649	632	713	419	738	471	476	9,248	▼	9,724
Others	2024	2	3	8	7	6	11	4	6	6	13	6	-	72	380%	72
	2023	2	3	-	-	-	2	-	3	-	2	3	-	15	▲	15

Dispositions by Case Category																
Case Categories		Jan	Feb	Mar	Apr	May	Jun	Jul	Aug	Sep	Oct	Nov	Dec	Thru Nov	% Change	Total
Administrative Law	2024	4	5	4	4	4	2	5	8	1	8	1	-	46	-4%	46
	2023	6	3	7	3	1	3	4	6	2	8	5	3	48	▼	51
Aggravated Murder	2024	-	3	-	-	1	-	-	-	-	-	-	-	4	4	4
	2023	-	-	-	-	-	-	-	-	-	-	-	-	0	↔	0
Contested Divorce	2024	68	84	105	86	105	66	93	101	90	87	75	-	960	8%	960
	2023	70	70	88	108	88	91	67	84	74	72	78	96	890	▲	986
Domestic and Family - Level 1	2024	42	26	19	35	36	30	42	30	29	32	32	-	353	7%	353
	2023	39	37	26	22	18	38	13	24	22	55	37	28	331	▲	359
Domestic and Family - Level 2	2024	26	22	19	25	16	18	51	21	17	27	12	-	254	10%	254
	2023	27	18	25	19	24	21	17	24	15	23	18	23	231	▲	254
Felonies and Related Matters	2024	295	263	279	217	258	253	304	356	196	334	250	-	3,005	-3%	3,005
	2023	291	233	339	269	185	309	242	359	296	288	288	280	3,099	▼	3,379
General Civil - Level 1	2024	2	4	7	6	4	8	6	2	4	6	10	-	59	59%	59
	2023	3	3	5	3	2	7	3	4	1	1	5	6	37	▲	43
General Civil - Level 2	2024	60	45	44	47	41	56	46	41	57	54	48	-	539	15%	539
	2023	35	43	44	48	34	47	41	50	43	36	46	41	467	▲	508
General Civil - Level 3	2024	99	98	73	79	116	80	124	108	61	78	72	-	988	-2%	988
	2023	94	72	116	80	95	106	78	110	83	104	69	56	1,007	▼	1,063
Miscellaneous Civil	2024	749	654	582	739	693	606	866	665	452	617	518	-	7,141	-30%	7,141
	2023	1,181	1,022	1,086	807	986	1,733	736	765	508	782	526	563	10,132	▼	10,695
Misdemeanor	2024	56	69	92	46	68	59	69	83	54	78	107	-	781	-16%	781
	2023	98	61	88	68	76	83	92	119	95	88	67	93	935	▼	1,028
Other	2024	97	44	40	113	113	79	131	123	111	152	101	-	1,104	73%	1,104
	2023	103	105	94	56	43	41	37	35	22	45	57	49	638	▲	687
Other Criminally Related Matters	2024	49	52	53	42	49	20	39	59	61	59	27	-	510	-10%	510
	2023	48	33	46	52	57	49	50	59	71	49	51	47	565	▼	612
Probates/Wills & Trusts - Level 1	2024	1	2	2	1	3	4	4	3	1	-	2	-	23	-8%	23
	2023	-	4	1	1	1	1	3	5	2	5	2	3	25	▼	28
Probates/Wills & Trusts - Level 2	2024	21	28	31	15	28	23	29	22	11	17	10	-	235	0%	235
	2023	18	25	28	25	25	15	13	33	15	23	16	24	236	▼	260
Protective Orders	2024	8	5	7	4	4	4	1	2	2	3	-	-	40	0%	40
	2023	2	2	5	3	3	6	4	3	7	4	1	7	40	↔	47
Uncontested Divorce	2024	156	192	185	180	204	159	205	194	176	202	129	-	1,982	2%	1,982
	2023	155	142	207	187	192	191	174	164	205	168	152	171	1,937	▲	2,108

This report reflects the case management system. Numbers will update as reports are refreshed and posted. The case types reported may not necessitate judicial involvement.

CPSS-CCMS-10.11 CASELOAD STATISTICS OF THE CIRCUIT COURTS

Isle of Wight

January 2023 -- November 2024 Dispositions


Alexandria and Fairfax Circuit are not Included in State Totals

Dashboard

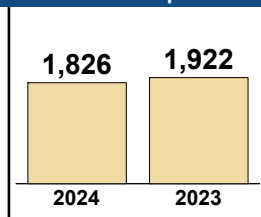
Court: Isle of Wight Circuit
Start/End Date: Jan-23 / Nov-24
2023 Average Month: 173
Jan-Nov 2023: 1,922
Dispositions Trending: ▼

Circuit/Court ID: 5 205093
Type of Case: Dispositions
2024 Average Month: 166
Jan-Nov 2024 : 1,826
Overall AVG. Month: 170

Monthly Dispositions Summary



Jan --- Nov Dispositions



Dispositions by Division

Divisions		Jan	Feb	Mar	Apr	May	Jun	Jul	Aug	Sep	Oct	Nov	Dec	Thru Nov	% Change	Total
Total	2024	173	119	188	191	140	121	194	196	182	179	143	-	1,826	-5%	1,826
	2023	273	150	271	155	184	141	171	140	136	162	139	154	1,922	▼	2,076
Civil	2024	13	31	17	39	24	13	13	15	16	19	18	-	218	-9%	218
	2023	26	11	23	23	24	26	20	17	17	21	32	26	240	▼	266
Criminal	2024	41	21	28	44	46	60	73	58	56	54	47	-	528	16%	528
	2023	59	38	56	42	29	56	46	37	34	34	23	34	454	▲	488
Concealed Handgun Permits	2024	98	50	110	79	54	36	86	93	91	86	63	-	846	-10%	846
	2023	153	86	154	67	104	30	78	65	60	77	67	73	941	▼	1,014
Miscellaneous/ Other	2024	21	17	32	29	16	12	22	30	19	20	15	-	233	-18%	233
	2023	34	15	38	22	27	29	27	21	25	30	17	21	285	▼	306
Others	2024	-	-	1	-	-	-	-	-	-	-	-	-	1	-50%	1
	2023	1	-	-	1	-	-	-	-	-	-	-	-	2	▼	2

Dispositions by Case Category

Case Categories		Jan	Feb	Mar	Apr	May	Jun	Jul	Aug	Sep	Oct	Nov	Dec	Thru Nov	% Change	Total
Administrative Law	2024	-	1	-	-	-	-	-	-	1	-	-	-	2	100%	2
	2023	-	-	-	-	-	-	-	-	-	-	1	-	1	▲	1
Contested Divorce	2024	1	5	3	5	4	2	1	3	2	1	2	-	29	-26%	29
	2023	2	4	2	2	2	2	5	4	2	8	6	1	39	▼	40
Domestic and Family - Level 1	2024	-	-	-	9	-	-	1	1	3	1	3	-	18	-25%	18
	2023	7	1	2	-	-	4	2	2	2	2	2	3	24	▼	27
Domestic and Family - Level 2	2024	1	2	1	2	4	2	1	-	-	1	4	-	18	38%	18
	2023	3	-	3	2	1	-	2	-	1	-	1	3	13	▲	16
Felonies and Related Matters	2024	24	10	18	33	28	38	46	42	35	27	29	-	330	2%	330
	2023	41	23	44	32	20	43	32	31	26	16	17	20	325	▲	345
General Civil - Level 1	2024	1	-	-	-	-	1	1	-	-	-	-	-	3	200%	3
	2023	-	-	-	-	-	-	-	-	-	-	1	-	1	▲	1
General Civil - Level 2	2024	4	9	3	11	3	2	3	1	-	4	1	-	41	-5%	41
	2023	3	3	5	3	3	7	3	4	4	4	4	5	43	▼	48
General Civil - Level 3	2024	1	3	2	2	4	1	1	2	2	3	-	-	21	-40%	21
	2023	-	2	2	9	4	4	1	3	4	3	3	4	35	▼	39
Miscellaneous Civil	2024	116	62	129	103	61	44	93	106	100	103	78	-	995	-11%	995
	2023	171	94	173	79	119	51	95	78	76	102	77	82	1,115	▼	1,197
Misdemeanor	2024	11	6	6	7	9	19	19	6	18	16	12	-	129	77%	129
	2023	14	6	9	4	5	7	9	1	5	9	4	5	73	▲	78
Other	2024	3	4	10	6	10	4	13	14	10	3	1	-	78	-29%	78
	2023	18	7	19	11	12	7	10	8	9	5	4	9	110	▼	119
Other Criminally Related Matters	2024	6	5	5	5	10	3	8	10	3	11	6	-	72	22%	72
	2023	4	9	3	8	4	7	5	5	3	9	2	9	59	▲	68
Probates/Wills & Trusts - Level 1	2024	-	-	-	-	-	-	-	1	-	-	-	-	1	-67%	1
	2023	-	-	1	-	1	-	-	-	-	-	1	-	3	▼	3
Probates/Wills & Trusts - Level 2	2024	3	2	2	1	3	1	1	-	-	-	2	-	15	150%	15
	2023	1	-	-	-	-	-	2	-	-	-	3	2	6	▲	8
Uncontested Divorce	2024	2	10	9	7	4	4	6	10	8	9	5	-	74	-1%	74
	2023	9	1	8	5	13	9	5	4	4	4	13	11	75	▼	86

This report reflects the case management system. Numbers will update as reports are refreshed and posted. The case types reported may not necessitate judicial involvement.

CPSS-CCMS-10.11 CASELOAD STATISTICS OF THE CIRCUIT COURTS

Southampton

January 2023 -- November 2024 Dispositions


Alexandria and Fairfax Circuit are not Included in State Totals

Dashboard

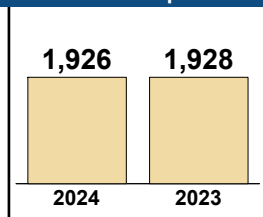
Court: Southampton Circuit
Start/End Date: Jan-23 / Nov-24
2023 Average Month: 172
Jan-Nov 2023: 1,928
Dispositions Trending: ↔

Circuit/Court ID: 5 205175
Type of Case: Dispositions
2024 Average Month: 175
Jan-Nov 2024 : 1,926
Overall AVG. Month: 173

Monthly Dispositions Summary



Jan --- Nov Dispositions



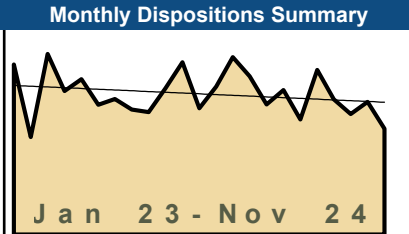
Dispositions by Division

Divisions		Jan	Feb	Mar	Apr	May	Jun	Jul	Aug	Sep	Oct	Nov	Dec	Thru Nov	% Change	Total
Total	2024	228	111	210	199	190	156	163	164	150	204	151	-	1,926	0%	1,926
	2023	215	174	197	174	190	151	168	156	228	151	124	133	1,928	▼	2,061
Civil	2024	18	15	16	17	20	15	22	10	19	13	10	-	175	1%	175
	2023	13	15	14	19	14	10	21	21	12	16	19	18	174	▲	192
Criminal	2024	93	59	95	86	114	67	73	98	69	118	40	-	912	2%	912
	2023	84	69	64	88	113	60	94	80	128	57	55	64	892	▲	956
Concealed Handgun Permits	2024	81	7	82	50	20	35	33	25	41	33	71	-	478	-14%	478
	2023	87	73	95	45	36	43	32	21	48	46	30	33	556	▼	589
Miscellaneous/ Other	2024	35	30	17	46	35	39	35	31	21	40	30	-	359	18%	359
	2023	30	17	24	22	27	38	21	34	40	32	20	18	305	▲	323
Others	2024	1	-	-	-	1	-	-	-	-	-	-	-	2	100%	2
	2023	1	-	-	-	-	-	-	-	-	-	-	-	1	▲	1

Dispositions by Case Category

Case Categories		Jan	Feb	Mar	Apr	May	Jun	Jul	Aug	Sep	Oct	Nov	Dec	Thru Nov	% Change	Total
Contested Divorce	2024	4	-	3	-	2	1	3	-	2	4	3	-	22	47%	22
	2023	3	1	-	2	1	2	3	-	2	-	1	4	15	▲	19
Domestic and Family - Level 1	2024	4	-	1	1	-	-	2	2	-	1	2	-	13	117%	13
	2023	-	-	-	-	-	1	3	1	-	-	1	-	6	▲	6
Domestic and Family - Level 2	2024	-	1	-	1	1	-	-	1	-	-	-	-	4	33%	4
	2023	-	-	-	1	-	-	-	1	-	-	1	1	3	▲	4
Felonies and Related Matters	2024	56	37	56	56	77	36	38	48	41	62	31	-	538	-3%	538
	2023	47	49	44	49	68	39	55	43	80	44	36	30	554	▼	584
General Civil - Level 1	2024	-	2	-	1	-	1	-	-	-	-	-	-	4	0%	4
	2023	-	1	-	-	-	-	1	-	2	-	-	1	4	↔	5
General Civil - Level 2	2024	-	6	-	4	5	2	2	2	6	1	1	-	29	-28%	29
	2023	3	7	2	6	2	2	3	5	4	3	3	5	40	▼	45
General Civil - Level 3	2024	4	5	3	7	5	4	7	2	5	2	1	-	45	-22%	45
	2023	2	2	4	8	7	3	4	7	4	10	7	4	58	▼	62
Miscellaneous Civil	2024	92	17	94	66	32	45	45	33	48	53	76	-	601	-14%	601
	2023	101	79	106	58	43	63	41	34	67	63	41	40	696	▼	736
Misdemeanor	2024	31	7	15	20	29	18	14	20	18	32	4	-	208	-2%	208
	2023	23	12	11	23	28	17	18	24	40	6	10	17	212	▼	229
Other	2024	26	18	7	28	25	30	23	23	13	22	25	-	240	43%	240
	2023	20	11	13	8	19	18	15	20	19	15	10	11	168	▲	179
Other Criminally Related Matters	2024	6	15	24	10	8	13	21	30	10	24	5	-	166	29%	166
	2023	14	8	10	16	17	4	21	14	8	7	10	17	129	▲	146
Probates/Wills & Trusts - Level 1	2024	-	-	-	1	-	-	-	-	1	-	-	-	2	2	2
	2023	-	-	-	-	-	-	-	-	-	-	-	-	0	↔	0
Probates/Wills & Trusts - Level 2	2024	-	-	-	-	-	-	2	1	1	-	-	-	4	33%	4
	2023	-	-	-	-	-	-	-	1	-	-	2	-	3	▲	3
Protective Orders	2024	-	-	-	-	-	-	-	-	-	-	-	-	0	-100%	0
	2023	-	1	1	1	-	2	-	-	-	-	-	-	5	▼	5
Uncontested Divorce	2024	5	3	7	4	6	6	6	2	5	3	3	-	50	43%	50
	2023	2	3	6	2	5	-	4	6	2	3	2	3	35	▲	38

This report reflects the case management system. Numbers will update as reports are refreshed and posted. The case types reported may not necessitate judicial involvement.

Dashboard		Monthly Dispositions Summary		Jan --- Nov Dispositions					
<p>Court: Suffolk Circuit Start/End Date: Jan-23 / Nov-24 2023 Average Month: 541 Jan-Nov 2023: 6,013 Dispositions Trending: ▼</p>	<p>Circuit/Court ID: 5 205800 Type of Case: Dispositions 2024 Average Month: 531 Jan-Nov 2024 : 5,839 Overall AVG. Month: 536</p>	 <p>Jan 23 - Nov 24</p>		<table border="1" style="margin: auto;"> <tr> <td style="text-align: center; width: 50px;">5,839</td> <td style="text-align: center; width: 50px;">6,013</td> </tr> <tr> <td style="text-align: center;">2024</td> <td style="text-align: center;">2023</td> </tr> </table>		5,839	6,013	2024	2023
5,839	6,013								
2024	2023								

Dispositions by Division																
Divisions		Jan	Feb	Mar	Apr	May	Jun	Jul	Aug	Sep	Oct	Nov	Dec	Thru Nov	% Change	Total
Total	2024	564	676	603	496	551	439	627	515	459	506	403	-	5,839	-3%	5,839
	2023	648	372	688	547	592	494	516	476	466	558	656	481	6,013	▼	6,494
Civil	2024	91	141	70	87	96	60	137	58	59	61	56	-	916	18%	916
	2023	66	69	63	67	67	56	72	53	60	89	116	128	778	▲	906
Criminal	2024	230	295	304	217	267	216	281	274	203	199	145	-	2,631	-4%	2,631
	2023	214	172	336	260	295	216	241	228	255	244	281	178	2,742	▼	2,920
Concealed Handgun Permits	2024	183	153	163	139	147	134	137	137	148	195	154	-	1,690	-18%	1,690
	2023	330	90	243	183	187	175	172	152	117	187	214	138	2,050	▼	2,188
Miscellaneous/ Other	2024	60	86	65	52	41	27	72	44	49	50	48	-	594	35%	594
	2023	38	41	46	36	43	46	31	43	33	38	44	37	439	▲	476
Others	2024	-	1	1	1	-	2	-	2	-	1	-	-	8	100%	8
	2023	-	-	-	1	-	1	-	-	1	-	1	-	4	▲	4

Dispositions by Case Category																
Case Categories		Jan	Feb	Mar	Apr	May	Jun	Jul	Aug	Sep	Oct	Nov	Dec	Thru Nov	% Change	Total
Administrative Law	2024	2	1	-	1	-	1	1	-	1	1	-	-	8	700%	8
	2023	-	-	-	-	-	1	-	-	-	-	-	-	1	▲	1
Aggravated Murder	2024	-	1	1	-	2	2	-	2	-	-	-	-	8	100%	8
	2023	1	-	1	-	-	-	1	-	1	-	-	1	4	▲	5
Contested Divorce	2024	12	12	12	12	14	6	19	7	4	6	4	-	108	16%	108
	2023	13	6	4	4	7	6	7	6	9	18	13	14	93	▲	107
Domestic and Family - Level 1	2024	6	9	3	10	6	2	16	5	7	9	7	-	80	16%	80
	2023	8	7	11	1	9	6	3	3	6	10	5	4	69	▲	73
Domestic and Family - Level 2	2024	9	11	7	9	31	9	15	6	9	8	6	-	120	54%	120
	2023	10	7	6	8	5	5	8	5	7	9	8	15	78	▲	93
Felonies and Related Matters	2024	145	223	212	113	166	156	159	144	143	123	80	-	1,664	1%	1,664
	2023	117	72	228	167	215	120	128	126	166	146	169	96	1,654	▲	1,750
General Civil - Level 1	2024	3	2	-	-	2	-	1	1	-	-	-	-	9	-10%	9
	2023	-	-	-	1	-	1	1	1	-	4	2	3	10	▼	13
General Civil - Level 2	2024	18	32	18	16	12	7	19	19	14	12	18	-	185	28%	185
	2023	10	8	11	19	9	9	10	15	10	11	33	26	145	▲	171
General Civil - Level 3	2024	9	34	6	8	6	5	19	4	6	6	5	-	108	-9%	108
	2023	8	24	4	9	12	8	18	5	5	9	17	12	119	▼	131
Miscellaneous Civil	2024	242	219	223	189	188	161	194	175	194	241	194	-	2,220	-10%	2,220
	2023	367	127	288	214	229	220	204	199	149	225	244	177	2,466	▼	2,643
Misdemeanor	2024	65	58	76	86	73	46	91	110	49	61	52	-	767	-14%	767
	2023	82	74	101	79	60	75	96	88	77	67	95	66	894	▼	960
Other	2024	-	4	2	3	2	4	3	3	4	2	1	-	28	87%	28
	2023	1	1	3	1	1	2	-	-	1	1	4	3	15	▲	18
Other Criminally Related Matters	2024	20	13	15	18	26	12	31	18	11	15	13	-	192	-8%	192
	2023	14	26	11	16	20	21	24	15	11	32	18	15	208	▼	223
Probates/Wills & Trusts - Level 1	2024	1	6	-	2	1	-	1	-	-	-	1	-	12	300%	12
	2023	-	1	-	-	1	-	-	-	-	-	1	-	3	▲	3
Probates/Wills & Trusts - Level 2	2024	5	9	3	7	2	6	7	2	7	2	3	-	53	43%	53
	2023	3	-	4	3	4	4	2	3	3	6	5	6	37	▲	43
Uncontested Divorce	2024	27	42	25	22	20	22	51	19	10	20	19	-	277	28%	277
	2023	14	19	16	25	20	16	14	10	21	20	42	43	217	▲	260

This report reflects the case management system. Numbers will update as reports are refreshed and posted. The case types reported may not necessitate judicial involvement.

CPSS-CCMS-10.11 CASELOAD STATISTICS OF THE CIRCUIT COURTS

Brunswick

January 2023 -- November 2024 Dispositions


Alexandria and Fairfax Circuit are not Included in State Totals

Dashboard

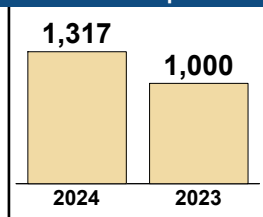
Court: Brunswick Circuit
Start/End Date: Jan-23 / Nov-24
2023 Average Month: 92
Jan-Nov 2023: 1,000
Dispositions Trending: ▲

Circuit/Court ID: 6 206025
Type of Case: Dispositions
2024 Average Month: 120
Jan-Nov 2024 : 1,317
Overall AVG. Month: 105

Monthly Dispositions Summary



Jan --- Nov Dispositions



Dispositions by Division

Divisions		Jan	Feb	Mar	Apr	May	Jun	Jul	Aug	Sep	Oct	Nov	Dec	Thru Nov	% Change	Total
Total	2024	172	140	135	129	104	86	120	127	119	106	79	-	1,317	32%	1,317
	2023	98	140	79	109	56	134	58	127	56	92	51	103	1,000	▲	1,103
Civil	2024	24	14	7	4	2	7	7	4	2	3	4	-	78	111%	78
	2023	1	5	2	3	3	7	3	3	1	6	3	3	37	▲	40
Criminal	2024	65	70	80	73	68	47	76	80	90	80	40	-	769	48%	769
	2023	37	92	42	55	33	80	37	57	27	48	12	56	520	▲	576
Concealed Handgun Permits	2024	30	42	39	38	24	21	30	35	16	14	32	-	321	3%	321
	2023	51	33	22	31	11	34	12	53	22	17	26	30	312	▲	342
Miscellaneous/ Other	2024	53	14	9	14	10	11	7	8	11	9	3	-	149	16%	149
	2023	9	10	13	20	9	13	6	14	6	19	10	14	129	▲	143
Others	2024	-	-	-	-	-	-	-	-	-	-	-	-	0	-100%	0
	2023	-	-	-	-	-	-	-	-	-	2	-	-	2	▼	2

Dispositions by Case Category

Case Categories		Jan	Feb	Mar	Apr	May	Jun	Jul	Aug	Sep	Oct	Nov	Dec	Thru Nov	% Change	Total
Administrative Law	2024	2	-	-	-	-	-	-	-	-	-	-	-	2	2	2
	2023	-	-	-	-	-	-	-	-	-	-	-	-	0	↔	0
Contested Divorce	2024	7	1	-	1	-	-	-	-	-	-	1	-	10	43%	10
	2023	1	-	1	2	-	1	1	-	1	-	-	-	7	▲	7
Domestic and Family - Level 1	2024	-	2	3	1	-	2	-	-	-	-	-	-	8	0%	8
	2023	-	-	1	-	-	2	-	-	-	5	-	-	8	↔	8
Domestic and Family - Level 2	2024	1	-	-	-	-	-	-	-	-	-	-	-	1	0%	1
	2023	-	-	-	-	-	-	-	-	-	-	1	-	1	↔	1
Felonies and Related Matters	2024	36	25	62	40	45	14	58	39	42	50	27	-	438	58%	438
	2023	28	36	31	23	20	39	31	15	21	23	10	12	277	▲	289
General Civil - Level 1	2024	1	-	-	-	-	-	-	-	-	-	-	-	1	0%	1
	2023	-	-	-	-	-	-	1	-	-	-	-	-	1	↔	1
General Civil - Level 2	2024	12	2	3	-	-	1	3	-	-	1	2	-	24	500%	24
	2023	-	2	-	-	-	1	1	-	-	-	-	2	4	▲	6
General Civil - Level 3	2024	6	1	1	2	-	2	1	2	-	-	-	-	15	88%	15
	2023	1	2	-	-	2	1	-	-	-	1	1	3	8	▲	11
Miscellaneous Civil	2024	72	49	43	48	27	28	34	39	23	19	35	-	417	10%	417
	2023	58	39	26	37	13	45	15	63	23	31	28	39	378	▲	417
Misdemeanor	2024	27	30	17	19	19	21	13	25	33	18	10	-	232	32%	232
	2023	8	42	11	22	11	29	6	27	6	12	2	9	176	▲	185
Other	2024	1	8	4	4	7	4	3	4	4	4	-	-	43	-31%	43
	2023	1	4	9	14	7	1	3	4	5	6	8	2	62	▼	64
Other Criminally Related Matters	2024	2	20	1	14	4	12	5	16	15	12	3	-	104	55%	104
	2023	1	14	-	10	2	12	-	15	-	13	-	35	67	▲	102
Probates/Wills & Trusts - Level 1	2024	-	-	-	-	-	-	-	1	-	-	-	-	1	1	1
	2023	-	-	-	-	-	-	-	-	-	-	-	-	0	↔	0
Probates/Wills & Trusts - Level 2	2024	2	-	-	-	-	-	1	-	-	-	1	-	4	4	4
	2023	-	-	-	-	-	-	-	-	-	-	-	-	0	↔	0
Protective Orders	2024	-	-	-	-	1	-	-	-	-	-	-	-	1	1	1
	2023	-	-	-	-	-	-	-	-	-	-	-	-	0	↔	0
Uncontested Divorce	2024	3	2	1	-	1	2	2	1	2	2	-	-	16	45%	16
	2023	-	1	-	1	1	3	-	3	-	1	1	1	11	▲	12

This report reflects the case management system. Numbers will update as reports are refreshed and posted. The case types reported may not necessitate judicial involvement.

Dashboard		Monthly Dispositions Summary		Jan --- Nov Dispositions	
<p>Court: Greenville Circuit Start/End Date: Jan-23 / Nov-24 2023 Average Month: 90 Jan-Nov 2023: 990 Dispositions Trending: ▲</p>	<p>Circuit/Court ID: 6 206081 Type of Case: Dispositions 2024 Average Month: 97 Jan-Nov 2024 : 1,072 Overall AVG. Month: 93</p>	<p>Jan 23 - Nov 24</p>		<div style="display: flex; justify-content: space-around;"> <div style="text-align: center;"> <p>1,072</p> <div style="width: 40px; height: 40px; background-color: #f0e68c; margin: 0 auto;"></div> <p>2024</p> </div> <div style="text-align: center;"> <p>990</p> <div style="width: 40px; height: 40px; background-color: #f0e68c; margin: 0 auto;"></div> <p>2023</p> </div> </div>	

Dispositions by Division																
Divisions		Jan	Feb	Mar	Apr	May	Jun	Jul	Aug	Sep	Oct	Nov	Dec	Thru Nov	% Change	Total
Total	2024	114	152	114	121	80	86	49	90	81	129	56	-	1,072	8%	1,072
	2023	63	123	133	105	88	55	95	69	98	93	68	85	990	▲	1,075
Civil	2024	9	5	6	12	7	6	4	11	23	9	7	-	99	15%	99
	2023	4	2	8	11	9	5	12	15	4	7	9	3	86	▲	89
Criminal	2024	77	123	69	75	50	50	38	53	41	66	34	-	676	16%	676
	2023	28	103	67	67	46	26	61	28	62	53	44	77	585	▲	662
Concealed Handgun Permits	2024	24	16	30	29	14	22	7	17	9	50	14	-	232	-8%	232
	2023	27	15	52	20	26	19	11	12	29	30	12	-	253	▼	253
Miscellaneous/ Other	2024	4	8	9	5	9	8	-	9	8	4	1	-	65	2%	65
	2023	4	2	6	7	7	4	11	14	3	3	3	5	64	▲	69
Others	2024	-	-	-	-	-	-	-	-	-	-	-	-	0	-100%	0
	2023	-	1	-	-	-	-	1	-	-	-	-	-	2	▼	2

Dispositions by Case Category																
Case Categories		Jan	Feb	Mar	Apr	May	Jun	Jul	Aug	Sep	Oct	Nov	Dec	Thru Nov	% Change	Total
Administrative Law	2024	-	-	-	-	-	-	-	-	-	-	-	-	0	-100%	0
	2023	-	-	-	1	-	-	-	-	-	-	-	-	-	1	▼
Aggravated Murder	2024	-	-	-	-	-	-	-	-	-	-	-	-	0	-100%	0
	2023	-	-	-	-	1	-	-	-	-	-	1	-	2	▼	2
Contested Divorce	2024	-	1	1	-	2	1	-	1	2	1	1	-	10	-9%	10
	2023	2	1	1	-	-	1	2	-	-	3	1	-	11	▼	11
Domestic and Family - Level 1	2024	2	-	1	2	-	-	-	1	1	2	-	-	9	80%	9
	2023	-	-	-	-	2	2	-	1	-	-	-	-	5	▲	5
Domestic and Family - Level 2	2024	-	2	-	1	-	-	-	1	1	1	-	-	6	-40%	6
	2023	1	-	2	-	-	1	3	2	-	1	-	1	10	▼	11
Felonies and Related Matters	2024	42	63	44	56	26	28	21	28	20	38	19	-	385	0%	385
	2023	22	73	42	52	25	15	38	15	43	32	27	61	384	▲	445
General Civil - Level 1	2024	-	-	1	-	-	-	-	-	3	-	1	-	5	5	5
	2023	-	-	-	-	-	-	-	-	-	-	-	-	0	↔	0
General Civil - Level 2	2024	2	-	-	3	2	-	1	3	11	1	2	-	25	4%	25
	2023	1	1	1	5	4	-	2	2	2	2	4	2	24	▲	26
General Civil - Level 3	2024	3	3	2	3	3	3	2	4	4	2	3	-	32	146%	32
	2023	1	-	2	1	3	-	5	-	1	-	-	-	13	▲	13
Miscellaneous Civil	2024	27	23	39	34	21	30	7	26	11	55	15	-	288	-10%	288
	2023	29	17	56	28	32	23	18	35	32	33	16	4	319	▼	323
Misdemeanor	2024	31	48	22	14	20	15	13	18	12	15	9	-	217	70%	217
	2023	6	19	17	10	10	4	13	13	15	8	13	15	128	▲	143
Other	2024	-	-	-	-	-	-	-	-	-	-	-	-	0	-100%	0
	2023	-	1	-	-	-	-	1	-	-	-	-	-	3	▼	3
Other Criminally Related Matters	2024	6	12	3	6	4	7	4	7	10	13	6	-	78	10%	78
	2023	-	11	8	5	10	7	10	-	4	12	4	2	71	▲	73
Probates/Wills & Trusts - Level 2	2024	-	-	-	-	1	-	-	-	-	-	-	-	1	-67%	1
	2023	-	-	-	3	-	-	-	-	-	-	-	-	3	▼	3
Uncontested Divorce	2024	1	-	1	2	1	2	1	1	6	1	-	-	16	0%	16
	2023	1	-	4	-	1	1	4	1	1	1	2	-	16	↔	16


This report reflects the case management system. Numbers will update as reports are refreshed and posted. The case types reported may not necessitate judicial involvement.

Dashboard

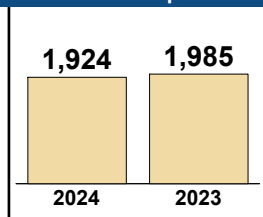
Court: Prince George Circuit
Start/End Date: Jan-23 / Nov-24
2023 Average Month: 177
Jan-Nov 2023: 1,985
Dispositions Trending: ▼

Circuit/Court ID: 6 206149
Type of Case: Dispositions
2024 Average Month: 175
Jan-Nov 2024 : 1,924
Overall AVG. Month: 176

Monthly Dispositions Summary



Jan --- Nov Dispositions



Dispositions by Division

Divisions		Jan	Feb	Mar	Apr	May	Jun	Jul	Aug	Sep	Oct	Nov	Dec	Thru Nov	% Change	Total
Total	2024	238	167	155	152	175	189	181	180	151	161	175	-	1,924	-3%	1,924
	2023	216	194	262	146	162	205	172	200	153	152	123	133	1,985	▼	2,118
Civil	2024	15	23	10	23	25	26	15	24	22	24	15	-	222	21%	222
	2023	16	7	15	18	38	11	15	24	10	17	13	14	184	▲	198
Criminal	2024	108	84	58	64	77	103	86	122	59	69	83	-	913	6%	913
	2023	106	87	100	64	58	100	69	99	76	46	53	77	858	▲	935
Concealed Handgun Permits	2024	108	50	74	58	56	53	64	32	59	61	73	-	688	-18%	688
	2023	93	93	128	55	59	84	76	69	57	70	53	38	837	▼	875
Miscellaneous/ Other	2024	7	10	13	7	17	7	16	2	11	7	4	-	101	-5%	101
	2023	1	7	19	9	7	10	12	8	10	19	4	4	106	▼	110

Dispositions by Case Category

Case Categories		Jan	Feb	Mar	Apr	May	Jun	Jul	Aug	Sep	Oct	Nov	Dec	Thru Nov	% Change	Total
Contested Divorce	2024	3	2	-	4	6	5	2	3	3	3	1	-	32	10%	32
	2023	2	-	2	4	7	1	-	3	4	1	5	2	29	▲	31
Domestic and Family - Level 1	2024	2	6	1	8	1	8	1	5	3	5	3	-	43	126%	43
	2023	1	1	1	2	4	-	2	4	3	1	-	1	19	▲	20
Domestic and Family - Level 2	2024	-	-	-	-	-	1	-	3	-	-	1	-	5	-29%	5
	2023	2	-	1	-	1	1	-	1	-	1	-	2	7	▼	9
Felonies and Related Matters	2024	66	53	36	38	44	53	63	73	35	45	57	-	563	15%	563
	2023	61	57	55	32	32	59	40	58	37	27	30	43	488	▲	531
General Civil - Level 1	2024	-	-	1	-	-	-	-	-	-	-	-	-	1	-50%	1
	2023	-	-	-	-	-	-	-	1	-	1	-	2	2	▼	4
General Civil - Level 2	2024	3	6	3	4	3	5	2	4	4	7	-	-	41	37%	41
	2023	3	3	1	-	6	2	1	6	1	5	2	2	30	▲	32
General Civil - Level 3	2024	3	3	3	-	6	2	-	1	1	4	4	-	27	-7%	27
	2023	1	1	2	4	8	5	1	5	1	-	1	2	29	▼	31
Miscellaneous Civil	2024	115	57	87	65	72	59	78	34	69	66	77	-	779	-17%	779
	2023	94	100	143	64	65	93	88	77	67	89	56	42	936	▼	978
Misdemeanor	2024	38	26	18	24	31	44	20	46	18	20	16	-	301	-10%	301
	2023	41	25	43	26	25	40	26	36	34	15	22	30	333	▼	363
Other	2024	-	-	-	-	-	-	-	-	1	-	-	-	1	-67%	1
	2023	-	1	-	-	1	-	-	1	-	-	-	-	3	▼	3
Other Criminally Related Matters	2024	5	5	5	2	2	6	3	3	8	4	10	-	53	39%	53
	2023	4	5	2	6	1	1	4	5	5	4	1	4	38	▲	42
Probates/Wills & Trusts - Level 1	2024	-	-	-	-	-	-	-	-	-	-	-	-	0	-100%	0
	2023	-	-	-	-	-	-	-	-	-	-	1	-	1	▼	1
Probates/Wills & Trusts - Level 2	2024	-	-	-	1	2	3	1	1	-	1	1	-	10	0%	10
	2023	1	1	1	-	4	-	1	1	-	1	-	-	10	↔	10
Protective Orders	2024	-	2	1	-	-	1	1	-	-	-	-	-	5	5	5
	2023	-	-	-	-	-	-	-	-	-	-	-	-	0	↔	0
Uncontested Divorce	2024	3	7	-	6	8	2	10	7	9	6	5	-	63	5%	63
	2023	6	-	11	8	8	3	9	2	1	7	5	3	60	▲	63

Dashboard		Monthly Dispositions Summary		Jan --- Nov Dispositions	
<p>Court: Surry Circuit Start/End Date: Jan-23 / Nov-24 2023 Average Month: 27 Jan-Nov 2023: 303 Dispositions Trending: ▼</p>	<p>Circuit/Court ID: 6 206181 Type of Case: Dispositions 2024 Average Month: 26 Jan-Nov 2024 : 283 Overall AVG. Month: 26</p>				

Dispositions by Division																
Divisions		Jan	Feb	Mar	Apr	May	Jun	Jul	Aug	Sep	Oct	Nov	Dec	Thru Nov	% Change	Total
Total	2024	28	37	28	39	33	16	18	38	14	16	16	-	283	-7%	283
	2023	34	14	27	39	26	22	27	6	31	40	37	22	303	▼	325
Civil	2024	-	2	2	1	2	1	1	-	-	-	-	-	9	-79%	9
	2023	3	-	2	4	2	1	2	1	7	15	6	4	43	▼	47
Criminal	2024	15	8	3	31	2	9	3	4	2	-	3	-	80	86%	80
	2023	3	-	3	-	1	10	-	2	7	14	3	5	43	▲	48
Concealed Handgun Permits	2024	13	24	22	4	23	5	14	34	11	15	10	-	175	2%	175
	2023	21	14	16	33	22	8	19	2	16	2	19	6	172	▲	178
Miscellaneous/ Other	2024	-	3	1	3	6	1	-	-	1	1	3	-	19	-58%	19
	2023	7	-	6	2	1	3	6	1	1	9	9	7	45	▼	52

Dispositions by Case Category																
Case Categories		Jan	Feb	Mar	Apr	May	Jun	Jul	Aug	Sep	Oct	Nov	Dec	Thru Nov	% Change	Total
Administrative Law	2024	-	-	-	-	-	-	-	-	-	-	-	-	0	-100%	0
	2023	-	-	-	-	-	-	-	-	-	-	-	2	-	2	▼
Contested Divorce	2024	-	-	1	-	-	1	-	-	-	-	-	-	2	-80%	2
	2023	-	-	-	1	-	-	1	1	-	5	2	-	10	▼	10
Domestic and Family - Level 1	2024	-	-	-	-	-	-	-	-	-	-	-	-	0	-100%	0
	2023	-	-	-	1	1	-	-	-	3	-	-	-	5	▼	5
Domestic and Family - Level 2	2024	-	-	-	-	-	-	-	-	-	-	-	-	0	-100%	0
	2023	-	-	-	-	-	-	-	-	-	1	-	-	1	▼	1
Felonies and Related Matters	2024	8	3	3	30	1	4	2	4	1	-	2	-	58	142%	58
	2023	-	-	2	-	1	8	-	1	4	6	2	3	24	▲	27
General Civil - Level 2	2024	-	-	2	1	1	1	-	-	-	-	-	-	5	-44%	5
	2023	1	-	1	-	-	-	-	-	-	1	6	-	9	▼	10
General Civil - Level 3	2024	-	1	-	1	-	-	-	-	-	-	-	-	2	-80%	2
	2023	1	-	-	1	1	-	-	-	-	6	1	1	10	▼	11
Miscellaneous Civil	2024	13	27	22	5	29	5	14	34	12	16	13	-	190	-10%	190
	2023	27	14	22	35	23	10	25	3	17	7	27	13	210	▼	223
Misdemeanor	2024	7	4	-	1	-	5	-	-	1	-	-	-	18	6%	18
	2023	3	-	1	-	-	1	-	1	3	7	1	3	17	▲	20
Other	2024	-	-	-	-	-	-	-	-	-	-	-	-	0	-100%	0
	2023	-	-	-	-	-	1	-	-	-	-	-	-	1	▼	1
Other Criminally Related Matters	2024	-	1	-	-	1	-	1	-	-	-	1	-	4	100%	4
	2023	-	-	-	-	-	1	-	-	-	1	-	-	2	▲	2
Probates/Wills & Trusts - Level 2	2024	-	-	-	-	-	-	1	-	-	-	-	-	1	-50%	1
	2023	1	-	1	-	-	-	-	-	-	-	-	-	2	▼	2
Protective Orders	2024	-	-	-	-	-	-	-	-	-	-	-	-	0	-100%	0
	2023	-	-	-	-	-	1	-	-	-	-	-	1	2	▼	2
Uncontested Divorce	2024	-	1	-	1	1	-	-	-	-	-	-	-	3	-63%	3
	2023	1	-	-	1	-	-	1	-	3	1	1	1	8	▼	9

Dashboard		Monthly Dispositions Summary		Jan --- Nov Dispositions	
<p>Court: Sussex Circuit Start/End Date: Jan-23 / Nov-24 2023 Average Month: 55 Jan-Nov 2023: 607 Dispositions Trending: ▼</p>	<p>Circuit/Court ID: 6 206183 Type of Case: Dispositions 2024 Average Month: 52 Jan-Nov 2024 : 570 Overall AVG. Month: 54</p>	<p style="text-align: center; font-weight: bold; font-size: 1.2em;">Jan 23 - Nov 24</p>		<div style="display: flex; justify-content: space-around; align-items: center;"> <div style="text-align: center;"> <p style="font-size: 1.5em; font-weight: bold;">570</p> <p style="font-size: 0.8em;">2024</p> </div> <div style="text-align: center;"> <p style="font-size: 1.5em; font-weight: bold;">607</p> <p style="font-size: 0.8em;">2023</p> </div> </div>	

Dispositions by Division																
Divisions		Jan	Feb	Mar	Apr	May	Jun	Jul	Aug	Sep	Oct	Nov	Dec	Thru Nov	% Change	Total
Total	2024	63	35	68	48	41	54	36	56	74	45	50	-	570	-6%	570
	2023	83	49	71	46	45	45	48	58	58	59	45	54	607	▼	661
Civil	2024	2	5	4	4	1	6	8	2	1	1	7	-	41	3%	41
	2023	2	6	6	8	2	5	3	2	4	-	2	5	40	▲	45
Criminal	2024	38	15	38	24	16	36	10	37	44	24	27	-	309	-4%	309
	2023	53	16	38	18	16	19	41	27	36	42	17	26	323	▼	349
Concealed Handgun Permits	2024	19	12	20	17	13	12	14	11	20	15	12	-	165	-15%	165
	2023	24	17	23	17	20	17	4	21	15	14	23	20	195	▼	215
Miscellaneous/ Other	2024	4	3	6	3	11	-	4	6	9	5	4	-	55	12%	55
	2023	4	10	4	3	7	4	-	8	3	3	3	3	49	▲	52

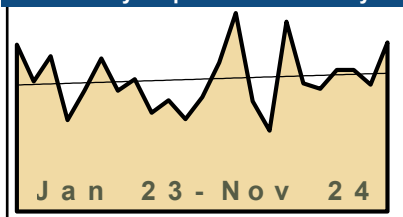
Dispositions by Case Category																
Case Categories		Jan	Feb	Mar	Apr	May	Jun	Jul	Aug	Sep	Oct	Nov	Dec	Thru Nov	% Change	Total
Contested Divorce	2024	-	1	1	1	1	1	-	1	-	-	-	-	6	50%	6
	2023	-	-	1	1	-	-	2	-	-	-	-	1	4	▲	5
Domestic and Family - Level 1	2024	-	-	-	-	-	2	-	-	-	-	2	-	4	100%	4
	2023	1	-	-	1	-	-	-	-	-	-	-	3	2	▲	5
Domestic and Family - Level 2	2024	-	-	-	-	-	-	-	-	-	-	1	-	1	0%	1
	2023	-	-	-	-	-	1	-	-	-	-	-	-	1	↔	1
Felonies and Related Matters	2024	27	11	33	7	8	26	8	26	31	14	11	-	202	-4%	202
	2023	38	7	23	15	11	10	34	10	24	31	7	21	210	▼	231
General Civil - Level 1	2024	-	-	-	-	-	1	-	-	-	-	-	-	1	1	1
	2023	-	-	-	-	-	-	-	-	-	-	-	-	0	↔	0
General Civil - Level 2	2024	1	2	2	2	1	-	2	-	1	1	2	-	14	-26%	14
	2023	-	4	1	3	1	3	1	3	2	-	1	-	19	▼	19
General Civil - Level 3	2024	1	1	1	1	-	-	2	-	-	2	2	-	10	-47%	10
	2023	-	2	5	4	2	1	-	1	2	-	2	-	19	▼	19
Miscellaneous Civil	2024	22	13	25	19	23	12	18	17	29	18	16	-	212	-8%	212
	2023	28	25	25	19	26	20	4	26	18	16	24	23	231	▼	254
Misdemeanor	2024	9	1	5	5	3	2	1	8	7	7	10	-	58	-30%	58
	2023	12	8	11	1	2	6	5	15	8	9	6	6	83	▼	89
Other Criminally Related Matters	2024	2	3	-	12	5	8	1	3	6	3	6	-	49	63%	49
	2023	3	1	4	2	3	3	2	2	4	2	4	-	30	▲	30
Probates/Wills & Trusts - Level 2	2024	-	2	-	-	-	-	-	-	-	-	-	-	2	2	2
	2023	-	-	-	-	-	-	-	-	-	-	-	-	0	↔	0
Uncontested Divorce	2024	1	1	1	1	-	2	4	1	-	-	-	-	11	38%	11
	2023	1	2	1	-	-	1	-	1	-	1	1	-	8	▲	8

Dashboard

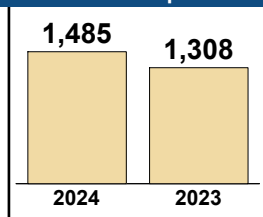
Court: Hopewell Circuit
Start/End Date: Jan-23 / Nov-24
2023 Average Month: 118
Jan-Nov 2023: 1,308
Dispositions Trending: ▲

Circuit/Court ID: 6 206670
Type of Case: Dispositions
2024 Average Month: 135
Jan-Nov 2024 : 1,485
Overall AVG. Month: 126

Monthly Dispositions Summary



Jan --- Nov Dispositions



Dispositions by Division

Divisions		Jan	Feb	Mar	Apr	May	Jun	Jul	Aug	Sep	Oct	Nov	Dec	Thru Nov	% Change	Total
Total	2024	142	189	105	77	181	122	117	135	135	121	161	-	1,485	14%	1,485
	2023	159	124	148	87	115	146	115	126	94	106	88	109	1,308	▲	1,417
Civil	2024	20	15	9	13	18	16	14	15	12	10	47	-	189	24%	189
	2023	26	9	9	12	11	5	13	17	16	25	10	14	153	▲	167
Criminal	2024	82	117	45	50	105	76	79	78	74	79	65	-	850	19%	850
	2023	100	62	58	43	48	108	74	69	48	64	42	71	716	▲	787
Concealed Handgun Permits	2024	34	44	42	7	47	22	13	22	28	25	18	-	302	-6%	302
	2023	23	47	51	18	53	22	19	24	22	13	29	17	321	▼	338
Miscellaneous/ Other	2024	6	12	9	6	11	8	10	20	21	7	31	-	141	21%	141
	2023	9	6	30	14	3	11	9	16	8	4	7	7	117	▲	124
Others	2024	-	1	-	1	-	-	1	-	-	-	-	-	3	200%	3
	2023	1	-	-	-	-	-	-	-	-	-	-	-	1	▲	1

Dispositions by Case Category

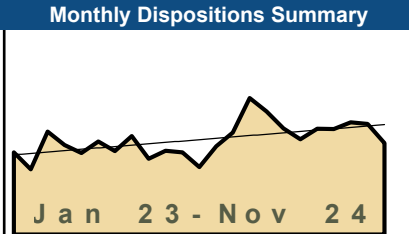
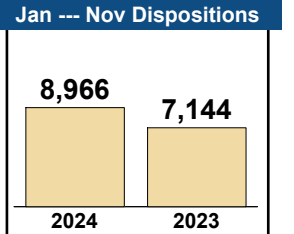
Case Categories		Jan	Feb	Mar	Apr	May	Jun	Jul	Aug	Sep	Oct	Nov	Dec	Thru Nov	% Change	Total
Contested Divorce	2024	1	3	-	2	2	2	4	1	-	1	7	-	23	28%	23
	2023	-	3	2	1	2	1	1	1	3	2	2	-	18	▲	18
Domestic and Family - Level 1	2024	4	2	1	1	5	7	2	-	1	1	-	-	24	-37%	24
	2023	16	-	1	-	-	1	1	6	2	11	-	3	38	▼	41
Domestic and Family - Level 2	2024	3	-	1	2	1	1	-	1	-	1	2	-	12	-8%	12
	2023	2	1	1	2	2	1	-	1	-	2	1	-	13	▼	13
Felonies and Related Matters	2024	59	77	31	34	48	52	57	48	39	48	38	-	531	13%	531
	2023	76	44	43	32	35	61	49	46	29	29	26	48	470	▲	518
General Civil - Level 1	2024	-	-	-	-	-	-	-	1	1	1	-	-	3	200%	3
	2023	-	-	-	-	-	-	-	-	1	-	-	-	1	▲	2
General Civil - Level 2	2024	3	3	3	2	2	-	-	2	3	2	27	-	47	194%	47
	2023	-	1	-	4	-	1	2	3	3	1	1	2	16	▲	18
General Civil - Level 3	2024	4	6	2	1	5	1	4	5	3	3	10	-	44	63%	44
	2023	4	2	1	3	3	-	4	-	3	4	3	-	27	▲	27
Miscellaneous Civil	2024	40	56	51	13	58	30	21	42	49	31	38	-	429	0%	429
	2023	31	53	78	29	56	32	28	40	29	16	35	24	427	▲	451
Misdemeanor	2024	23	36	9	16	54	23	15	29	31	25	28	-	289	30%	289
	2023	23	18	14	7	10	46	21	23	16	31	13	20	222	▲	242
Other	2024	-	2	-	3	1	-	1	-	-	-	-	-	7	75%	7
	2023	2	-	1	-	-	-	-	-	-	-	1	-	4	▲	4
Other Criminally Related Matters	2024	-	4	5	-	3	1	7	1	4	6	-	-	31	29%	31
	2023	1	-	1	4	3	1	4	-	3	4	3	3	24	▲	27
Probates/Wills & Trusts - Level 2	2024	1	-	-	-	-	-	2	1	1	-	-	-	5	25%	5
	2023	-	-	1	1	-	-	1	1	-	-	-	-	4	▲	4
Protective Orders	2024	-	-	-	-	-	-	-	2	-	1	-	-	3	-63%	3
	2023	-	1	-	1	-	1	2	1	-	1	1	1	8	▼	9
Uncontested Divorce	2024	4	-	2	3	2	5	4	2	3	1	11	-	37	3%	37
	2023	4	1	5	3	4	1	2	4	5	4	3	7	36	▲	43

Dashboard		Monthly Dispositions Summary		Jan --- Nov Dispositions					
<p>Court: Newport News Circuit Start/End Date: Jan-23 / Nov-24 2023 Average Month: 797 Jan-Nov 2023: 8,824 Dispositions Trending: ▲</p>	<p>Circuit/Court ID: 7 207700 Type of Case: Dispositions 2024 Average Month: 858 Jan-Nov 2024 : 9,433 Overall AVG. Month: 826</p>	<p>Jan 23 - Nov 24</p>		<table border="1" style="margin: auto;"> <tr> <td style="text-align: center; width: 50px;">9,433</td> <td style="text-align: center; width: 50px;">8,824</td> </tr> <tr> <td style="text-align: center;">2024</td> <td style="text-align: center;">2023</td> </tr> </table>		9,433	8,824	2024	2023
9,433	8,824								
2024	2023								

Dispositions by Division																
Divisions		Jan	Feb	Mar	Apr	May	Jun	Jul	Aug	Sep	Oct	Nov	Dec	Thru Nov	% Change	Total
Total	2024	753	1,126	1,492	921	855	766	569	922	689	729	611	-	9,433	7%	9,433
	2023	718	722	926	765	822	1,009	788	822	697	850	705	744	8,824	▲	9,568
Civil	2024	95	488	540	224	120	38	67	91	65	52	58	-	1,838	32%	1,838
	2023	88	136	128	103	135	168	153	168	79	110	120	83	1,388	▲	1,471
Criminal	2024	322	307	405	340	328	417	265	454	386	364	298	-	3,886	5%	3,886
	2023	302	325	369	327	304	455	274	362	348	386	265	340	3,717	▲	4,057
Concealed Handgun Permits	2024	161	166	253	185	278	228	108	195	164	170	204	-	2,112	-2%	2,112
	2023	210	171	269	226	233	239	219	109	121	172	196	149	2,165	▼	2,314
Miscellaneous/ Other	2024	173	164	294	171	129	83	129	182	74	143	51	-	1,593	3%	1,593
	2023	117	89	160	108	150	147	142	181	148	182	123	172	1,547	▲	1,719
Others	2024	2	1	-	1	-	-	-	-	-	-	-	-	4	-43%	4
	2023	1	1	-	1	-	-	-	-	2	1	-	1	7	▼	7

Dispositions by Case Category																
Case Categories		Jan	Feb	Mar	Apr	May	Jun	Jul	Aug	Sep	Oct	Nov	Dec	Thru Nov	% Change	Total
Administrative Law	2024	-	-	-	-	1	-	-	-	-	1	-	-	2	-60%	2
	2023	-	-	-	-	1	3	-	-	-	1	-	-	5	▼	5
Aggravated Murder	2024	-	-	-	-	-	-	-	-	-	-	-	-	0	-100%	0
	2023	-	-	-	-	-	1	-	-	-	-	-	-	1	▼	1
Contested Divorce	2024	18	12	9	9	9	8	8	10	5	13	8	-	109	-37%	109
	2023	6	15	18	15	17	14	15	24	12	14	22	14	172	▼	186
Domestic and Family - Level 1	2024	6	9	7	11	5	-	6	14	2	4	1	-	65	-58%	65
	2023	6	11	26	5	12	22	11	16	5	18	22	7	154	▼	161
Domestic and Family - Level 2	2024	1	5	-	1	-	3	3	9	5	3	1	-	31	-43%	31
	2023	4	8	2	2	5	8	6	8	3	4	4	7	54	▼	61
Felonies and Related Matters	2024	171	149	236	167	131	208	121	257	174	174	139	-	1,927	0%	1,927
	2023	158	167	218	187	145	248	141	189	147	207	125	166	1,932	▼	2,098
General Civil	2024	-	3	1	3	3	-	-	-	-	-	-	-	10	10	10
	2023	-	-	-	-	-	-	-	-	-	-	-	-	0	↔	0
General Civil - Level 1	2024	7	377	470	148	70	-	4	8	6	6	10	-	1,106	554%	1,106
	2023	13	25	9	14	15	11	48	23	-	6	5	6	169	▲	175
General Civil - Level 2	2024	26	25	27	21	11	5	22	24	11	5	11	-	188	-24%	188
	2023	15	23	24	13	23	63	14	19	19	14	22	19	249	▼	268
General Civil - Level 3	2024	6	25	10	13	8	9	14	14	4	2	8	-	113	-19%	113
	2023	17	10	13	15	15	17	15	12	5	11	10	7	140	▼	147
Miscellaneous Civil	2024	276	245	440	306	382	264	169	318	214	282	239	-	3,135	3%	3,135
	2023	262	225	332	295	310	303	301	221	203	284	297	297	3,033	▲	3,330
Misdemeanor	2024	77	79	117	94	60	112	67	114	105	78	78	-	981	9%	981
	2023	77	88	101	72	74	96	56	84	83	102	63	80	896	▲	976
Other	2024	55	77	101	43	21	48	65	59	22	32	14	-	537	-15%	537
	2023	61	34	92	35	70	61	59	68	63	69	22	23	634	▼	657
Other Criminally Related Matters	2024	75	86	52	80	137	97	77	86	119	115	81	-	1,005	6%	1,005
	2023	79	86	52	77	87	110	80	90	124	80	83	94	948	▲	1,042
Probates/Wills & Trusts - Level 1	2024	-	-	-	-	-	-	-	-	-	-	-	-	0	-100%	0
	2023	-	1	-	-	-	-	-	-	-	-	-	-	1	▼	1
Probates/Wills & Trusts - Level 2	2024	3	1	1	2	6	1	2	-	2	-	2	-	20	-38%	20
	2023	-	1	3	4	4	8	6	3	2	-	1	-	32	▼	32
Uncontested Divorce	2024	32	33	21	23	11	11	11	9	20	14	19	-	204	-50%	204
	2023	20	28	36	31	44	44	36	65	31	40	29	24	404	▼	428

This report reflects the case management system. Numbers will update as reports are refreshed and posted. The case types reported may not necessitate judicial involvement.

Dashboard		Monthly Dispositions Summary		Jan --- Nov Dispositions	
<p>Court: Hampton Circuit Start/End Date: Jan-23 / Nov-24 2023 Average Month: 638 Jan-Nov 2023: 7,144 Dispositions Trending: ▲</p>	<p>Circuit/Court ID: 8 208650 Type of Case: Dispositions 2024 Average Month: 815 Jan-Nov 2024 : 8,966 Overall AVG. Month: 723</p>				

Dispositions by Division																
Divisions		Jan	Feb	Mar	Apr	May	Jun	Jul	Aug	Sep	Oct	Nov	Dec	Thru Nov	% Change	Total
Total	2024	672	777	1,041	939	808	725	807	803	856	842	696	-	8,966	26%	8,966
	2023	627	498	784	681	620	708	635	750	577	638	626	515	7,144	▲	7,659
Civil	2024	159	109	426	152	129	135	165	139	234	223	170	-	2,041	116%	2,041
	2023	80	64	67	102	75	100	116	81	88	82	90	54	945	▲	999
Criminal	2024	287	404	356	300	348	442	394	455	371	329	321	-	4,007	17%	4,007
	2023	295	224	406	257	274	376	319	382	293	344	266	325	3,436	▲	3,761
Concealed Handgun Permits	2024	161	161	142	316	227	99	191	117	180	159	154	-	1,907	-9%	1,907
	2023	216	154	244	269	210	152	119	212	139	153	224	84	2,092	▼	2,176
Miscellaneous/ Other	2024	65	103	117	171	104	49	56	92	71	131	51	-	1,010	52%	1,010
	2023	36	56	66	53	61	80	81	74	57	58	44	51	666	▲	717
Others	2024	-	-	-	-	-	-	1	-	-	-	-	-	1	-80%	1
	2023	-	-	1	-	-	-	-	1	-	1	2	1	5	▼	6

Dispositions by Case Category																
Case Categories		Jan	Feb	Mar	Apr	May	Jun	Jul	Aug	Sep	Oct	Nov	Dec	Thru Nov	% Change	Total
Administrative Law	2024	-	1	1	3	-	1	-	1	4	3	-	-	14	367%	14
	2023	-	-	-	1	-	2	-	-	-	-	-	-	-	3	▲
Aggravated Murder	2024	-	-	-	-	-	-	-	-	2	1	-	-	3	200%	3
	2023	-	-	-	-	-	-	-	-	-	1	-	-	1	▲	1
Contested Divorce	2024	24	20	15	18	15	11	18	13	14	21	8	-	177	54%	177
	2023	11	8	5	13	12	13	19	3	7	11	13	3	115	▲	118
Domestic and Family - Level 1	2024	15	10	31	9	17	16	51	13	48	10	90	-	310	167%	310
	2023	19	5	5	12	14	10	9	11	11	8	12	10	116	▲	126
Domestic and Family - Level 2	2024	3	2	287	12	3	4	3	8	13	7	13	-	355	1,320%	355
	2023	2	1	3	5	-	-	5	4	4	-	1	2	25	▲	27
Felonies and Related Matters	2024	117	194	183	142	159	178	207	213	170	184	143	-	1,890	14%	1,890
	2023	170	123	215	151	130	144	148	187	153	129	103	139	1,653	▲	1,792
General Civil	2024	-	-	-	4	13	-	-	-	-	-	-	-	17	1,600%	17
	2023	-	-	-	-	1	-	-	-	-	-	-	-	1	▲	1
General Civil - Level 1	2024	2	-	2	5	1	1	1	-	6	4	-	-	22	267%	22
	2023	-	-	-	1	-	1	-	-	1	1	2	1	6	▲	7
General Civil - Level 2	2024	26	24	32	53	40	28	37	34	31	62	20	-	387	142%	387
	2023	19	14	13	17	19	13	17	12	10	6	20	10	160	▲	170
General Civil - Level 3	2024	15	19	18	46	21	13	20	25	31	48	7	-	263	61%	263
	2023	10	10	15	19	10	30	6	9	21	18	15	4	163	▲	167
Miscellaneous Civil	2024	193	228	212	431	291	139	236	194	231	247	200	-	2,602	5%	2,602
	2023	248	180	267	298	243	200	169	256	179	190	253	117	2,483	▲	2,600
Misdemeanor	2024	75	134	117	62	94	178	94	140	111	76	109	-	1,190	29%	1,190
	2023	77	65	121	74	73	104	71	97	76	83	79	109	920	▲	1,029
Other	2024	29	32	31	11	15	10	11	8	6	12	2	-	167	-39%	167
	2023	3	29	39	23	25	31	30	31	18	25	19	20	273	▼	293
Other Criminally Related Matters	2024	113	84	65	99	95	112	102	116	135	117	77	-	1,115	15%	1,115
	2023	54	43	88	41	72	140	101	128	78	139	86	78	970	▲	1,048
Probates/Wills & Trusts - Level 1	2024	-	1	-	1	1	-	-	-	-	1	-	-	4	100%	4
	2023	-	-	-	1	-	-	1	-	-	-	-	-	2	▲	2
Probates/Wills & Trusts - Level 2	2024	6	1	3	6	2	6	4	6	5	7	8	-	54	108%	54
	2023	4	3	1	3	1	3	3	2	2	3	1	4	26	▲	30
Protective Orders	2024	-	-	-	-	-	-	-	-	4	-	-	-	4	4	4
	2023	-	-	-	-	-	-	-	-	-	-	-	-	0	↔	0
Uncontested Divorce	2024	54	27	44	37	41	28	23	32	45	42	19	-	392	73%	392
	2023	10	17	12	22	20	17	56	10	17	24	22	18	227	▲	245

Dashboard		Monthly Dispositions Summary		Jan --- Nov Dispositions	
<p>Court: Charles City Circuit Start/End Date: Jan-23 / Nov-24 2023 Average Month: 34 Jan-Nov 2023: 369 Dispositions Trending: ▼</p>	<p>Circuit/Court ID: 9 209036 Type of Case: Dispositions 2024 Average Month: 27 Jan-Nov 2024 : 292 Overall AVG. Month: 30</p>				

Dispositions by Division																
Divisions		Jan	Feb	Mar	Apr	May	Jun	Jul	Aug	Sep	Oct	Nov	Dec	Thru Nov	% Change	Total
Total	2024	35	32	40	24	15	16	32	28	17	23	30	-	292	-21%	292
	2023	44	40	41	33	23	28	78	14	15	15	38	37	369	▼	406
Civil	2024	1	8	1	3	1	-	3	7	4	2	4	-	34	-41%	34
	2023	3	4	-	1	-	8	26	2	5	2	7	2	58	▼	60
Criminal	2024	8	1	11	3	2	4	17	7	3	1	1	-	58	-15%	58
	2023	11	4	8	6	8	3	6	1	2	3	16	7	68	▼	75
Concealed Handgun Permits	2024	19	17	19	16	10	11	9	8	4	13	23	-	149	-9%	149
	2023	17	28	24	25	11	12	12	9	5	8	13	13	164	▼	177
Miscellaneous/ Other	2024	7	6	9	2	2	1	3	6	6	7	2	-	51	-35%	51
	2023	13	4	9	1	4	5	34	2	3	2	2	15	79	▼	94

Dispositions by Case Category																
Case Categories		Jan	Feb	Mar	Apr	May	Jun	Jul	Aug	Sep	Oct	Nov	Dec	Thru Nov	% Change	Total
Administrative Law	2024	-	1	-	-	-	-	-	-	-	-	-	-	1	1	1
	2023	-	-	-	-	-	-	-	-	-	-	-	-	0	↔	0
Aggravated Murder	2024	-	-	1	-	-	-	-	-	-	-	-	-	1	1	1
	2023	-	-	-	-	-	-	-	-	-	-	-	-	0	↔	0
Contested Divorce	2024	-	1	-	1	-	-	-	-	-	-	1	-	3	-50%	3
	2023	-	1	-	-	-	1	3	-	-	-	1	-	6	▼	6
Domestic and Family - Level 1	2024	-	-	-	-	-	-	-	1	-	-	1	-	2	-75%	2
	2023	-	-	-	-	-	-	6	-	1	1	-	-	8	▼	8
Domestic and Family - Level 2	2024	-	-	1	-	-	-	1	-	-	-	-	-	2	0%	2
	2023	-	1	-	-	-	-	-	1	-	-	-	1	2	↔	3
Felonies and Related Matters	2024	6	1	6	2	2	2	-	2	2	1	-	-	24	-52%	24
	2023	8	3	6	4	7	2	4	1	2	1	12	5	50	▼	55
General Civil - Level 1	2024	-	-	-	1	-	-	-	-	-	1	-	-	2	100%	2
	2023	-	-	-	-	-	-	-	-	-	-	1	-	1	▲	1
General Civil - Level 2	2024	-	4	-	-	1	-	-	2	1	1	2	-	11	-39%	11
	2023	2	-	1	-	-	5	6	-	2	1	1	2	18	▼	20
General Civil - Level 3	2024	-	1	-	-	1	-	2	-	1	-	-	-	5	-17%	5
	2023	2	-	-	1	-	1	1	-	-	-	1	-	6	▼	6
Miscellaneous Civil	2024	25	22	28	18	11	12	12	14	9	19	25	-	195	-18%	195
	2023	27	32	32	26	15	13	48	11	8	10	15	24	237	▼	261
Misdemeanor	2024	2	-	3	1	-	1	1	3	-	-	1	-	12	9%	12
	2023	1	1	1	2	1	1	1	-	1	2	-	2	11	▲	13
Other	2024	-	1	-	1	-	-	-	-	-	-	-	-	2	-33%	2
	2023	-	1	-	-	-	-	1	-	1	-	-	3	3	▼	6
Other Criminally Related Matters	2024	-	-	1	-	-	1	16	5	1	-	-	-	24	200%	24
	2023	2	-	1	-	-	-	1	-	-	-	4	-	8	▲	8
Probates/Wills & Trusts - Level 2	2024	1	-	-	-	-	-	-	-	-	1	-	-	2	100%	2
	2023	-	-	-	-	-	1	-	-	-	-	-	-	1	▲	1
Uncontested Divorce	2024	1	1	-	-	-	-	-	1	2	1	-	-	6	-67%	6
	2023	2	1	-	-	-	4	7	1	-	-	3	-	18	▼	18

This report reflects the case management system. Numbers will update as reports are refreshed and posted. The case types reported may not necessitate judicial involvement.

Dashboard		Monthly Dispositions Summary		Jan --- Nov Dispositions			
<p>Court: Gloucester Circuit Start/End Date: Jan-23 / Nov-24 2023 Average Month: 240 Jan-Nov 2023: 2,697 Dispositions Trending: ▼</p>	<p>Circuit/Court ID: 9 209073 Type of Case: Dispositions 2024 Average Month: 229 Jan-Nov 2024 : 2,516 Overall AVG. Month: 235</p>	<p style="text-align: center; font-weight: bold;">Jan 23 - Nov 24</p>		<table style="margin: auto;"> <tr> <td style="text-align: center; width: 50%;"> <p style="font-size: 1.2em; font-weight: bold;">2,516</p> <div style="width: 50px; height: 50px; background-color: #f0e68c; margin: 0 auto;"></div> <p style="font-size: 0.8em;">2024</p> </td> <td style="text-align: center; width: 50%;"> <p style="font-size: 1.2em; font-weight: bold;">2,697</p> <div style="width: 50px; height: 50px; background-color: #f0e68c; margin: 0 auto;"></div> <p style="font-size: 0.8em;">2023</p> </td> </tr> </table>		<p style="font-size: 1.2em; font-weight: bold;">2,516</p> <div style="width: 50px; height: 50px; background-color: #f0e68c; margin: 0 auto;"></div> <p style="font-size: 0.8em;">2024</p>	<p style="font-size: 1.2em; font-weight: bold;">2,697</p> <div style="width: 50px; height: 50px; background-color: #f0e68c; margin: 0 auto;"></div> <p style="font-size: 0.8em;">2023</p>
<p style="font-size: 1.2em; font-weight: bold;">2,516</p> <div style="width: 50px; height: 50px; background-color: #f0e68c; margin: 0 auto;"></div> <p style="font-size: 0.8em;">2024</p>	<p style="font-size: 1.2em; font-weight: bold;">2,697</p> <div style="width: 50px; height: 50px; background-color: #f0e68c; margin: 0 auto;"></div> <p style="font-size: 0.8em;">2023</p>						

Dispositions by Division																
Divisions		Jan	Feb	Mar	Apr	May	Jun	Jul	Aug	Sep	Oct	Nov	Dec	Thru Nov	% Change	Total
Total	2024	272	210	274	231	235	192	303	182	232	212	173	-	2,516	-7%	2,516
	2023	241	298	342	243	190	230	247	258	173	242	233	182	2,697	▼	2,879
Civil	2024	28	15	50	35	44	29	56	19	23	29	22	-	350	30%	350
	2023	11	24	49	11	12	17	31	40	18	25	32	29	270	▲	299
Criminal	2024	71	89	102	81	70	69	120	77	112	56	33	-	880	-2%	880
	2023	66	97	99	70	57	101	74	88	68	70	104	60	894	▼	954
Concealed Handgun Permits	2024	117	62	81	76	69	55	73	57	50	84	81	-	805	-15%	805
	2023	110	98	115	121	93	67	87	77	44	85	45	68	942	▼	1,010
Miscellaneous/ Other	2024	56	44	41	39	51	38	54	29	44	43	37	-	476	-19%	476
	2023	54	79	77	39	28	45	55	53	43	62	52	25	587	▼	612
Others	2024	-	-	-	-	1	1	-	-	3	-	-	-	5	25%	5
	2023	-	-	2	2	-	-	-	-	-	-	-	-	4	▲	4

Dispositions by Case Category																
Case Categories		Jan	Feb	Mar	Apr	May	Jun	Jul	Aug	Sep	Oct	Nov	Dec	Thru Nov	% Change	Total
Contested Divorce	2024	3	-	13	3	-	3	4	-	3	5	1	-	35	25%	35
	2023	2	-	8	-	1	-	4	8	-	-	5	4	28	▲	32
Domestic and Family - Level 1	2024	1	7	4	6	12	2	11	2	4	4	8	-	61	65%	61
	2023	-	2	7	3	-	3	3	6	1	8	4	2	37	▲	39
Domestic and Family - Level 2	2024	2	-	1	4	1	1	6	1	4	-	-	-	20	18%	20
	2023	-	2	3	-	-	1	7	3	1	-	-	4	17	▲	21
Felonies and Related Matters	2024	43	72	80	49	42	45	87	62	68	32	26	-	606	-6%	606
	2023	42	86	83	55	39	70	55	52	46	44	72	39	644	▼	683
General Civil - Level 1	2024	-	-	1	-	-	-	3	-	-	-	-	-	4	300%	4
	2023	-	-	-	-	-	1	-	-	-	-	-	-	1	▲	1
General Civil - Level 2	2024	5	3	3	7	10	4	9	3	4	5	2	-	55	25%	55
	2023	3	6	5	4	1	8	2	2	1	6	6	4	44	▲	48
General Civil - Level 3	2024	4	3	6	4	4	5	2	1	4	2	3	-	38	-30%	38
	2023	4	11	6	3	3	2	1	9	8	4	3	2	54	▼	56
Miscellaneous Civil	2024	140	73	95	89	90	71	88	72	67	102	98	-	985	-16%	985
	2023	124	134	158	131	102	85	103	96	64	110	70	77	1,177	▼	1,254
Misdemeanor	2024	25	14	19	30	24	20	23	16	25	18	5	-	219	3%	219
	2023	23	10	10	10	18	25	16	36	19	18	28	15	213	▲	228
Other	2024	37	30	26	26	28	26	39	14	29	28	20	-	303	-14%	303
	2023	39	43	33	32	18	26	39	36	22	36	27	19	351	▼	370
Other Criminally Related Matters	2024	3	3	3	3	4	5	10	-	19	6	3	-	59	51%	59
	2023	1	2	6	5	-	6	3	1	3	8	4	6	39	▲	45
Probates/Wills & Trusts - Level 1	2024	-	-	-	1	-	-	-	-	-	-	-	-	1	1	1
	2023	-	-	-	-	-	-	-	-	-	-	-	-	0	↔	0
Probates/Wills & Trusts - Level 2	2024	1	1	3	-	1	3	1	1	3	-	-	-	14	133%	14
	2023	-	1	-	-	-	-	1	-	-	3	1	1	6	▲	7
Protective Orders	2024	-	1	-	-	-	-	1	-	-	-	-	-	2	2	2
	2023	-	-	-	-	-	-	-	-	-	-	-	-	0	↔	0
Uncontested Divorce	2024	8	3	20	9	19	7	19	10	2	10	7	-	114	33%	114
	2023	3	1	23	-	8	3	13	9	8	5	13	9	86	▲	95


This report reflects the case management system. Numbers will update as reports are refreshed and posted. The case types reported may not necessitate judicial involvement.

Dashboard

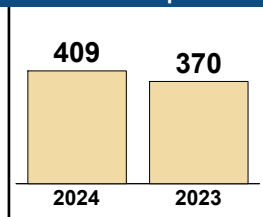
Court: King & Queen Circuit
Start/End Date: Jan-23 / Nov-24
2023 Average Month: 33
Jan-Nov 2023: 370
Dispositions Trending: ▲

Circuit/Court ID: 9 209097
Type of Case: Dispositions
2024 Average Month: 37
Jan-Nov 2024 : 409
Overall AVG. Month: 35

Monthly Dispositions Summary



Jan --- Nov Dispositions



Dispositions by Division

Divisions		Jan	Feb	Mar	Apr	May	Jun	Jul	Aug	Sep	Oct	Nov	Dec	Thru Nov	% Change	Total
Total	2024	57	36	44	30	32	26	17	34	47	41	45	-	409	11%	409
	2023	32	37	27	34	33	39	35	39	27	25	42	20	370	▲	390
Civil	2024	8	1	4	5	3	1	2	6	9	5	8	-	52	49%	52
	2023	3	1	6	-	1	4	4	5	6	3	2	2	35	▲	37
Criminal	2024	8	21	10	9	4	12	2	17	14	10	3	-	110	-12%	110
	2023	10	13	1	14	9	11	21	14	7	11	14	2	125	▼	127
Concealed Handgun Permits	2024	26	11	21	7	21	9	8	7	11	14	30	-	165	-4%	165
	2023	16	20	17	18	18	17	8	15	10	9	23	15	171	▼	186
Miscellaneous/ Other	2024	14	3	4	5	4	3	4	4	12	12	4	-	69	77%	69
	2023	3	3	3	2	5	7	2	5	4	2	3	1	39	▲	40
Others	2024	1	-	5	4	-	1	1	-	1	-	-	-	13	13	13
	2023	-	-	-	-	-	-	-	-	-	-	-	-	0	↔	0

Dispositions by Case Category

Case Categories		Jan	Feb	Mar	Apr	May	Jun	Jul	Aug	Sep	Oct	Nov	Dec	Thru Nov	% Change	Total
Contested Divorce	2024	2	-	-	1	1	-	1	-	-	-	-	-	5	67%	5
	2023	-	-	-	-	-	-	1	-	-	1	1	-	3	▲	3
Domestic and Family - Level 1	2024	-	-	-	1	-	-	-	-	-	-	4	-	5	-44%	5
	2023	-	-	7	-	-	-	-	2	-	-	-	-	9	▼	9
Domestic and Family - Level 2	2024	-	-	3	-	1	-	-	5	4	-	1	-	14	100%	14
	2023	-	1	-	-	-	1	-	-	5	-	-	-	7	▲	7
Felonies and Related Matters	2024	4	15	9	3	2	7	2	13	6	5	3	-	69	-15%	69
	2023	6	8	1	7	6	8	14	5	7	7	12	1	81	▼	82
General Civil - Level 1	2024	-	-	-	-	-	-	-	-	-	1	-	-	1	1	1
	2023	-	-	-	-	-	-	-	-	-	-	-	-	0	↔	0
General Civil - Level 2	2024	2	-	-	1	-	1	2	-	3	2	1	-	12	50%	12
	2023	3	-	-	-	-	2	-	1	-	1	1	-	8	▲	8
General Civil - Level 3	2024	1	1	1	1	-	2	1	1	2	-	1	-	11	267%	11
	2023	-	-	-	-	-	-	-	2	-	1	-	1	3	▲	4
Miscellaneous Civil	2024	35	11	23	11	24	10	9	10	20	18	32	-	203	-1%	203
	2023	19	23	19	20	23	24	9	19	14	11	24	16	205	▼	221
Misdemeanor	2024	4	3	1	4	2	4	-	1	2	2	-	-	23	-18%	23
	2023	1	3	-	1	3	2	5	7	1	3	2	1	28	▼	29
Other	2024	5	3	7	4	1	1	2	1	1	9	2	-	36	3,500%	36
	2023	-	-	-	-	-	-	-	-	-	-	1	-	1	▲	1
Other Criminally Related Matters	2024	-	3	-	2	-	1	-	3	6	3	-	-	18	6%	18
	2023	3	2	-	6	-	1	2	2	-	1	-	1	17	▲	18
Probates/Wills & Trusts - Level 2	2024	1	-	-	-	-	-	-	-	1	-	-	-	2	2	2
	2023	-	-	-	-	-	-	-	-	-	-	-	-	0	↔	0
Protective Orders	2024	-	-	-	-	1	-	-	-	-	-	-	-	1	1	1
	2023	-	-	-	-	-	-	-	-	-	-	-	-	0	↔	0
Uncontested Divorce	2024	3	-	-	2	-	-	-	-	2	1	1	-	9	13%	9
	2023	-	-	-	-	1	1	4	1	-	-	1	-	8	▲	8

CPSS-CCMS-10.11 CASELOAD STATISTICS OF THE CIRCUIT COURTS

King William

January 2023 -- November 2024 Dispositions

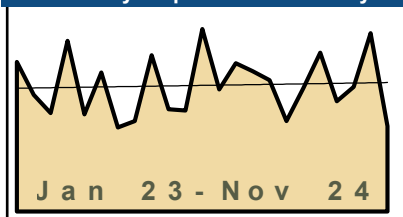
Alexandria and Fairfax Circuit are not Included in State Totals

Dashboard

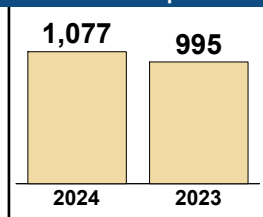
Court: King William Circuit
Start/End Date: Jan-23 / Nov-24
2023 Average Month: 95
Jan-Nov 2023: 995
Dispositions Trending: ▲

Circuit/Court ID: 9 209101
Type of Case: Dispositions
2024 Average Month: 98
Jan-Nov 2024 : 1,077
Overall AVG. Month: 96

Monthly Dispositions Summary



Jan --- Nov Dispositions



Dispositions by Division

Divisions		Jan	Feb	Mar	Apr	May	Jun	Jul	Aug	Sep	Oct	Nov	Dec	Thru Nov	% Change	Total
Total	2024	93	113	107	100	69	94	121	84	95	136	65	-	1,077	8%	1,077
	2023	114	89	75	130	74	106	64	69	119	78	77	139	995	▲	1,134
Civil	2024	12	6	13	9	8	14	7	13	22	3	6	-	113	45%	113
	2023	6	8	6	3	9	5	9	5	14	7	6	12	78	▲	90
Criminal	2024	21	31	24	30	13	24	36	7	14	28	12	-	240	-1%	240
	2023	22	19	17	43	20	24	14	10	42	11	21	12	243	▼	255
Concealed Handgun Permits	2024	44	53	44	33	29	36	49	28	17	72	23	-	428	-5%	428
	2023	58	45	38	60	27	59	23	25	40	38	37	45	450	▼	495
Miscellaneous/ Other	2024	16	23	26	28	19	20	29	36	42	33	24	-	296	32%	296
	2023	28	17	14	24	18	18	18	29	23	22	13	70	224	▲	294

Dispositions by Case Category

Case Categories		Jan	Feb	Mar	Apr	May	Jun	Jul	Aug	Sep	Oct	Nov	Dec	Thru Nov	% Change	Total
Administrative Law	2024	-	-	2	-	-	-	-	-	-	-	-	-	2	2	2
	2023	-	-	-	-	-	-	-	-	-	-	-	-	0	↔	0
Aggravated Murder	2024	-	-	-	-	-	-	1	-	-	-	-	-	1	0%	1
	2023	-	-	-	-	1	-	-	-	-	-	-	-	1	↔	1
Contested Divorce	2024	1	-	3	-	-	2	1	2	-	-	-	-	9	125%	9
	2023	1	-	-	-	1	1	-	1	-	-	-	3	4	▲	7
Domestic and Family - Level 1	2024	3	-	-	-	1	4	-	-	5	-	2	-	15	25%	15
	2023	1	1	-	1	-	-	1	-	3	4	1	-	12	▲	12
Domestic and Family - Level 2	2024	-	1	2	4	-	2	-	-	-	1	-	-	10	43%	10
	2023	1	-	-	-	1	1	1	-	3	-	-	-	7	▲	7
Felonies and Related Matters	2024	18	22	23	23	3	14	28	6	7	19	6	-	169	10%	169
	2023	18	12	16	35	12	17	5	6	21	4	7	4	153	▲	157
General Civil - Level 1	2024	-	-	-	-	-	-	-	-	-	-	-	-	0	-100%	0
	2023	-	-	-	-	-	-	-	-	1	-	-	-	1	▼	1
General Civil - Level 2	2024	-	2	2	-	-	2	2	1	13	-	2	-	24	71%	24
	2023	-	1	2	-	4	2	1	-	2	1	1	-	14	▲	14
General Civil - Level 3	2024	6	-	3	2	6	1	2	3	11	-	1	-	35	59%	35
	2023	-	5	2	3	1	1	3	2	1	1	3	5	22	▲	27
Miscellaneous Civil	2024	46	67	51	48	36	46	63	45	36	78	33	-	549	1%	549
	2023	64	48	44	70	38	65	28	43	50	46	45	56	541	▲	597
Misdemeanor	2024	2	9	2	4	3	9	6	3	7	7	1	-	53	-22%	53
	2023	3	2	1	7	4	6	8	3	15	5	14	3	68	▼	71
Other	2024	13	8	17	12	10	10	14	18	16	27	14	-	159	21%	159
	2023	22	14	8	13	8	11	12	11	14	13	5	59	131	▲	190
Other Criminally Related Matters	2024	1	-	-	3	7	1	1	1	-	2	5	-	21	0%	21
	2023	1	5	-	1	3	1	1	1	6	2	-	5	21	↔	26
Probates/Wills & Trusts - Level 2	2024	-	1	-	-	1	1	-	1	-	1	1	-	6	500%	6
	2023	-	-	-	-	-	-	-	1	-	-	-	-	1	▲	1
Uncontested Divorce	2024	3	3	2	4	2	2	3	4	-	1	-	-	24	26%	24
	2023	3	1	2	-	1	1	4	1	3	2	1	4	19	▲	23

This report reflects the case management system. Numbers will update as reports are refreshed and posted. The case types reported may not necessitate judicial involvement.

Dashboard		Monthly Dispositions Summary		Jan --- Nov Dispositions					
<p>Court: Mathews Circuit Start/End Date: Jan-23 / Nov-24 2023 Average Month: 37 Jan-Nov 2023: 383 Dispositions Trending: ▲</p>	<p>Circuit/Court ID: 9 209115 Type of Case: Dispositions 2024 Average Month: 45 Jan-Nov 2024 : 495 Overall AVG. Month: 41</p>			<table border="1" style="margin: auto;"> <tr> <td style="text-align: center; width: 50px; height: 50px;">495</td> <td style="text-align: center; width: 50px; height: 50px;">383</td> </tr> <tr> <td style="text-align: center;">2024</td> <td style="text-align: center;">2023</td> </tr> </table>		495	383	2024	2023
495	383								
2024	2023								

Dispositions by Division																
Divisions		Jan	Feb	Mar	Apr	May	Jun	Jul	Aug	Sep	Oct	Nov	Dec	Thru Nov	% Change	Total
Total	2024	44	52	43	29	46	46	67	39	43	29	57	-	495	29%	495
	2023	39	34	54	35	43	22	36	38	29	24	29	59	383	▲	442
Civil	2024	13	7	9	6	8	9	19	7	6	5	7	-	96	100%	96
	2023	3	5	9	3	7	2	7	6	-	-	6	7	48	▲	55
Criminal	2024	3	7	10	10	10	17	13	11	10	6	16	-	113	23%	113
	2023	10	3	14	23	6	2	10	8	7	3	6	21	92	▲	113
Concealed Handgun Permits	2024	21	34	21	9	21	17	23	18	16	15	24	-	219	21%	219
	2023	18	20	18	8	21	15	15	18	18	16	14	22	181	▲	203
Miscellaneous/ Other	2024	7	4	3	4	7	3	12	3	10	3	10	-	66	6%	66
	2023	8	6	13	1	9	3	4	6	4	5	3	9	62	▲	71
Others	2024	-	-	-	-	-	-	-	-	1	-	-	-	1	1	1
	2023	-	-	-	-	-	-	-	-	-	-	-	-	0	↔	0

Dispositions by Case Category																
Case Categories		Jan	Feb	Mar	Apr	May	Jun	Jul	Aug	Sep	Oct	Nov	Dec	Thru Nov	% Change	Total
Administrative Law	2024	-	-	-	-	1	-	1	-	-	-	-	-	2	2	2
	2023	-	-	-	-	-	-	-	-	-	-	-	-	0	↔	0
Contested Divorce	2024	1	-	-	-	-	-	2	-	-	-	-	-	3	-25%	3
	2023	-	-	1	-	1	-	1	-	-	-	1	1	4	▼	5
Domestic and Family - Level 1	2024	1	5	-	1	-	-	5	1	-	-	2	-	15	275%	15
	2023	-	4	-	-	-	-	-	-	-	-	-	-	4	▲	4
Domestic and Family - Level 2	2024	-	-	-	-	-	1	1	2	-	1	-	-	5	67%	5
	2023	-	-	2	-	-	-	-	-	-	-	1	-	3	▲	3
Felonies and Related Matters	2024	2	5	7	7	3	16	5	7	8	1	7	-	68	17%	68
	2023	4	2	8	16	2	1	6	5	5	3	6	12	58	▲	70
General Civil - Level 1	2024	1	-	-	-	-	-	-	-	-	-	-	-	1	1	1
	2023	-	-	-	-	-	-	-	-	-	-	-	-	0	↔	0
General Civil - Level 2	2024	3	2	-	2	1	1	3	-	2	2	3	-	19	217%	19
	2023	2	1	-	-	3	-	-	-	-	-	-	1	6	▲	7
General Civil - Level 3	2024	4	-	-	-	4	1	1	1	-	-	-	-	11	-27%	11
	2023	1	1	2	-	-	1	6	1	-	-	3	4	15	▼	19
Miscellaneous Civil	2024	28	37	25	12	27	20	32	21	26	18	34	-	280	17%	280
	2023	24	25	31	10	30	18	18	24	21	21	17	30	239	▲	269
Misdemeanor	2024	-	1	2	3	6	1	10	4	2	5	8	-	42	68%	42
	2023	-	1	4	7	4	1	4	3	1	-	-	6	25	▲	31
Other	2024	1	1	1	1	-	-	1	-	1	-	-	-	6	100%	6
	2023	-	-	-	-	-	1	1	-	1	-	-	1	3	▲	4
Other Criminally Related Matters	2024	1	1	1	-	1	-	2	-	-	-	1	-	7	-36%	7
	2023	6	-	2	2	-	-	-	-	1	-	-	3	11	▼	14
Probates/Wills & Trusts - Level 2	2024	-	-	1	2	1	2	1	-	-	1	1	-	9	125%	9
	2023	-	-	-	-	2	-	-	1	-	-	1	-	4	▲	4
Protective Orders	2024	-	-	-	-	-	-	1	-	2	-	-	-	3	200%	3
	2023	-	-	1	-	-	-	-	-	-	-	-	-	1	▲	1
Uncontested Divorce	2024	2	-	6	1	2	4	2	3	2	1	1	-	24	140%	24
	2023	2	-	3	-	1	-	-	4	-	-	-	1	10	▲	11

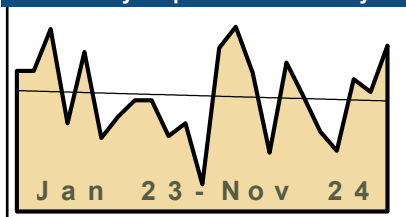
This report reflects the case management system. Numbers will update as reports are refreshed and posted. The case types reported may not necessitate judicial involvement.

Dashboard

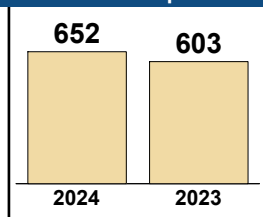
Court: Middlesex Circuit
Start/End Date: Jan-23 / Nov-24
2023 Average Month: 51
Jan-Nov 2023: 603
Dispositions Trending: ▲

Circuit/Court ID: 9 209119
Type of Case: Dispositions
2024 Average Month: 59
Jan-Nov 2024 : 652
Overall AVG. Month: 55

Monthly Dispositions Summary



Jan --- Nov Dispositions



Dispositions by Division

Divisions		Jan	Feb	Mar	Apr	May	Jun	Jul	Aug	Sep	Oct	Nov	Dec	Thru Nov	% Change	Total
Total	2024	78	88	66	28	71	55	38	29	63	57	79	-	652	8%	652
	2023	67	67	87	42	76	35	45	53	53	36	42	13	603	▲	616
Civil	2024	15	4	9	2	8	12	5	13	13	7	8	-	96	26%	96
	2023	4	8	12	5	13	2	7	7	5	10	3	5	76	▲	81
Criminal	2024	23	52	25	3	25	23	16	3	26	24	43	-	263	33%	263
	2023	29	20	31	7	35	7	7	20	17	11	14	-	198	▲	198
Concealed Handgun Permits	2024	37	26	23	17	25	13	11	9	16	23	18	-	218	-16%	218
	2023	30	28	38	22	24	22	21	23	21	11	20	5	260	▼	265
Miscellaneous/ Other	2024	3	6	9	6	13	7	6	4	6	3	10	-	73	11%	73
	2023	4	11	6	8	3	4	9	3	9	4	5	3	66	▲	69
Others	2024	-	-	-	-	-	-	-	-	2	-	-	-	2	-33%	2
	2023	-	-	-	-	1	-	1	-	1	-	-	-	3	▼	3

Dispositions by Case Category

Case Categories		Jan	Feb	Mar	Apr	May	Jun	Jul	Aug	Sep	Oct	Nov	Dec	Thru Nov	% Change	Total
Administrative Law	2024	-	-	-	-	-	-	-	-	1	-	-	-	1	1	1
	2023	-	-	-	-	-	-	-	-	-	-	-	-	0	↔	0
Aggravated Murder	2024	-	-	-	-	-	-	-	-	-	-	-	-	0	-100%	0
	2023	-	-	-	1	-	-	-	-	-	-	-	-	1	▼	1
Contested Divorce	2024	1	-	1	-	-	-	1	-	-	1	2	-	6	-33%	6
	2023	-	-	3	-	1	-	1	2	2	-	-	3	9	▼	12
Domestic and Family - Level 1	2024	2	-	-	-	4	8	-	-	-	3	-	-	17	143%	17
	2023	-	-	4	-	-	1	-	-	-	2	-	-	7	▲	7
Domestic and Family - Level 2	2024	-	1	2	-	-	-	-	-	-	-	-	-	3	200%	3
	2023	-	-	-	-	-	-	-	1	-	-	-	-	1	▲	1
Felonies and Related Matters	2024	12	38	18	1	17	19	8	-	15	12	41	-	181	60%	181
	2023	20	13	10	3	23	7	6	7	13	5	6	-	113	▲	113
General Civil - Level 1	2024	-	-	-	-	-	-	1	-	-	-	-	-	1	0%	1
	2023	1	-	-	-	-	-	-	-	-	-	-	-	1	↔	1
General Civil - Level 2	2024	2	3	1	1	2	1	-	3	1	-	-	-	14	17%	14
	2023	2	1	1	1	-	-	2	1	-	2	2	-	12	▲	12
General Civil - Level 3	2024	2	1	1	-	-	2	4	3	2	-	4	-	19	-21%	19
	2023	2	6	-	4	4	1	2	1	-	2	2	-	24	▼	24
Miscellaneous Civil	2024	39	29	26	22	31	16	12	10	20	24	23	-	252	-18%	252
	2023	31	37	43	29	27	25	27	23	26	14	24	7	306	▼	313
Misdemeanor	2024	10	10	7	1	7	4	7	-	11	11	2	-	70	-7%	70
	2023	9	7	19	3	11	-	-	13	3	5	5	-	75	▼	75
Other	2024	1	2	4	1	7	3	4	3	4	2	3	-	34	42%	34
	2023	2	3	1	-	1	1	3	4	6	3	-	1	24	▲	25
Other Criminally Related Matters	2024	2	4	-	1	1	-	1	3	-	1	-	-	13	30%	13
	2023	-	-	2	1	1	-	1	-	1	1	3	-	10	▲	10
Probates/Wills & Trusts - Level 1	2024	-	-	-	-	-	-	-	-	1	-	1	-	2	2	2
	2023	-	-	-	-	-	-	-	-	-	-	-	-	0	↔	0
Probates/Wills & Trusts - Level 2	2024	1	-	1	1	-	1	-	1	2	-	-	-	7	75%	7
	2023	-	-	2	-	-	-	-	-	1	1	-	1	4	▲	5
Protective Orders	2024	3	-	-	-	-	-	-	-	-	1	-	-	4	4	4
	2023	-	-	-	-	-	-	-	-	-	-	-	-	0	↔	0
Uncontested Divorce	2024	3	-	5	-	2	1	-	6	6	2	3	-	28	75%	28
	2023	-	-	2	-	8	-	3	1	1	1	-	1	16	▲	17


This report reflects the case management system. Numbers will update as reports are refreshed and posted. The case types reported may not necessitate judicial involvement.

Dashboard

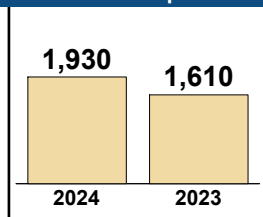
Court: New Kent Circuit
Start/End Date: Jan-23 / Nov-24
2023 Average Month: 157
Jan-Nov 2023: 1,610
Dispositions Trending: ▲

Circuit/Court ID: 9 209127
Type of Case: Dispositions
2024 Average Month: 175
Jan-Nov 2024 : 1,930
Overall AVG. Month: 166

Monthly Dispositions Summary



Jan --- Nov Dispositions



Dispositions by Division

Divisions		Jan	Feb	Mar	Apr	May	Jun	Jul	Aug	Sep	Oct	Nov	Dec	Thru Nov	% Change	Total
Total	2024	123	196	193	165	151	145	184	280	187	165	141	-	1,930	20%	1,930
	2023	186	132	163	130	147	131	117	121	189	151	143	269	1,610	▲	1,879
Civil	2024	8	9	11	13	14	5	14	13	14	41	8	-	150	-5%	150
	2023	18	17	13	11	7	16	13	11	17	20	15	24	158	▼	182
Criminal	2024	49	51	53	47	59	53	54	76	81	37	28	-	588	15%	588
	2023	68	24	19	66	54	30	54	36	79	45	37	68	512	▲	580
Concealed Handgun Permits	2024	33	88	76	55	51	45	58	47	60	28	69	-	610	-5%	610
	2023	82	64	100	23	50	58	25	50	60	59	70	63	641	▼	704
Miscellaneous/ Other	2024	33	48	53	49	27	42	58	144	31	59	36	-	580	94%	580
	2023	18	27	31	30	36	27	25	24	33	27	21	113	299	▲	412
Others	2024	-	-	-	1	-	-	-	-	1	-	-	-	2	2	2
	2023	-	-	-	-	-	-	-	-	-	-	-	1	0	↔	1

Dispositions by Case Category

Case Categories		Jan	Feb	Mar	Apr	May	Jun	Jul	Aug	Sep	Oct	Nov	Dec	Thru Nov	% Change	Total
Contested Divorce	2024	-	2	-	3	2	1	-	-	3	-	-	-	11	-39%	11
	2023	4	2	2	4	-	2	1	1	-	1	1	5	18	▼	23
Domestic and Family - Level 1	2024	3	-	3	1	1	-	1	1	1	3	2	-	16	-41%	16
	2023	3	5	-	1	-	2	6	-	5	3	2	-	27	▼	27
Domestic and Family - Level 2	2024	-	-	2	-	-	-	-	1	-	30	-	-	33	106%	33
	2023	-	2	1	-	-	-	2	1	4	3	3	2	16	▲	18
Felonies and Related Matters	2024	35	26	27	36	34	30	38	46	63	26	19	-	380	6%	380
	2023	52	13	6	56	38	20	36	20	59	25	33	54	358	▲	412
General Civil - Level 1	2024	-	-	-	1	-	-	1	-	1	-	-	-	3	3	3
	2023	-	-	-	-	-	-	-	-	-	-	-	-	0	↔	0
General Civil - Level 2	2024	3	-	1	3	1	-	4	3	4	1	1	-	21	-5%	21
	2023	-	2	2	-	-	4	1	1	2	5	5	8	22	▼	30
General Civil - Level 3	2024	2	1	4	3	1	-	3	2	1	3	1	-	21	-25%	21
	2023	7	3	4	3	-	1	1	4	3	2	-	5	28	▼	33
Miscellaneous Civil	2024	45	94	86	63	61	54	75	56	65	38	76	-	713	-2%	713
	2023	88	72	109	32	64	66	32	54	69	63	80	70	729	▼	799
Misdemeanor	2024	7	14	26	10	14	16	13	18	14	10	8	-	150	18%	150
	2023	11	10	8	10	15	9	16	8	19	17	4	13	127	▲	140
Other	2024	20	41	41	40	16	33	41	135	27	49	29	-	472	125%	472
	2023	12	19	22	21	22	19	18	20	24	22	11	108	210	▲	318
Other Criminally Related Matters	2024	7	11	-	1	11	7	3	12	4	1	1	-	58	115%	58
	2023	5	1	5	-	1	1	2	8	1	3	-	1	27	▲	28
Probates/Wills & Trusts - Level 1	2024	-	-	-	-	-	-	1	-	-	-	-	-	1	1	1
	2023	-	-	-	-	-	-	-	-	-	-	-	1	0	↔	1
Probates/Wills & Trusts - Level 2	2024	-	-	-	1	-	1	1	1	-	-	-	-	4	0%	4
	2023	-	1	-	-	-	1	-	-	-	1	1	-	4	↔	4
Protective Orders	2024	-	-	1	-	2	1	-	-	-	-	1	-	5	67%	5
	2023	-	1	-	-	-	-	-	-	-	2	-	-	3	▲	3
Uncontested Divorce	2024	1	7	2	3	8	2	3	5	4	4	3	-	42	2%	42
	2023	4	1	4	3	7	6	2	4	3	4	3	2	41	▲	43

This report reflects the case management system. Numbers will update as reports are refreshed and posted. The case types reported may not necessitate judicial involvement.

Dashboard		Monthly Dispositions Summary		Jan --- Nov Dispositions	
<p>Court: York Circuit Start/End Date: Jan-23 / Nov-24 2023 Average Month: 333 Jan-Nov 2023: 3,710 Dispositions Trending: ▼</p>	<p>Circuit/Court ID: 9 209199 Type of Case: Dispositions 2024 Average Month: 303 Jan-Nov 2024 : 3,334 Overall AVG. Month: 319</p>	<p style="text-align: center; font-weight: bold;">Jan 23 - Nov 24</p>		<p style="text-align: center; font-weight: bold;">3,334 3,710</p> <p style="text-align: center;">2024 2023</p>	

Dispositions by Division																
Divisions		Jan	Feb	Mar	Apr	May	Jun	Jul	Aug	Sep	Oct	Nov	Dec	Thru Nov	% Change	Total
Total	2024	401	264	382	293	325	268	266	304	257	292	282	-	3,334	-10%	3,334
	2023	380	324	437	360	312	400	234	383	299	299	282	284	3,710	▼	3,994
Civil	2024	53	28	49	55	46	45	44	46	47	35	21	-	469	5%	469
	2023	35	44	51	41	52	44	26	47	28	48	32	43	448	▲	491
Criminal	2024	158	78	133	87	122	105	88	73	70	100	78	-	1,092	-6%	1,092
	2023	105	92	90	96	94	140	99	122	109	105	107	74	1,159	▼	1,233
Concealed Handgun Permits	2024	140	121	175	111	112	81	84	140	90	123	149	-	1,326	-18%	1,326
	2023	181	152	243	167	128	173	78	164	110	113	109	134	1,618	▼	1,752
Miscellaneous/ Other	2024	50	37	25	40	45	37	49	45	50	34	33	-	445	-8%	445
	2023	59	36	52	55	38	43	31	50	52	32	34	32	482	▼	514
Others	2024	-	-	-	-	-	-	1	-	-	-	1	-	2	-33%	2
	2023	-	-	1	1	-	-	-	-	-	-	1	-	1	3	▼

Dispositions by Case Category																
Case Categories		Jan	Feb	Mar	Apr	May	Jun	Jul	Aug	Sep	Oct	Nov	Dec	Thru Nov	% Change	Total
Administrative Law	2024	-	-	-	-	-	-	1	-	-	1	-	-	2	0%	2
	2023	-	-	-	2	-	-	-	-	-	-	-	1	2	↔	3
Contested Divorce	2024	4	5	9	9	11	4	4	5	9	7	2	-	69	73%	69
	2023	4	4	2	1	6	1	3	5	3	7	4	8	40	▲	48
Domestic and Family - Level 1	2024	9	3	5	17	4	3	6	4	8	2	5	-	66	78%	66
	2023	-	3	11	3	3	2	-	5	2	6	2	7	37	▲	44
Domestic and Family - Level 2	2024	15	2	5	4	5	11	6	9	2	6	1	-	66	-14%	66
	2023	7	10	11	8	10	6	2	6	5	5	7	2	77	▼	79
Felonies and Related Matters	2024	100	45	76	47	62	65	52	41	38	56	42	-	624	2%	624
	2023	53	42	53	49	52	70	59	66	54	57	54	50	609	▲	659
General Civil - Level 1	2024	-	-	1	-	-	-	1	1	-	1	-	-	4	-33%	4
	2023	-	-	-	2	1	-	2	-	1	-	-	-	6	▼	6
General Civil - Level 2	2024	6	12	16	11	13	8	8	11	11	6	6	-	108	26%	108
	2023	10	10	12	8	8	10	2	6	7	9	4	6	86	▲	92
General Civil - Level 3	2024	13	6	7	5	2	7	5	2	5	5	6	-	63	-3%	63
	2023	4	11	8	6	3	5	5	7	4	6	6	6	65	▼	71
Miscellaneous Civil	2024	181	149	195	145	148	111	127	180	136	155	176	-	1,703	-16%	1,703
	2023	236	182	286	213	159	213	105	208	159	141	137	162	2,039	▼	2,201
Misdemeanor	2024	45	25	28	35	48	29	20	20	29	37	25	-	341	-23%	341
	2023	45	49	28	38	30	57	29	55	42	38	34	20	445	▼	465
Other	2024	2	-	1	-	1	-	3	-	3	3	1	-	14	-36%	14
	2023	2	2	1	5	5	1	-	2	-	3	1	3	22	▼	25
Other Criminally Related Matters	2024	13	8	29	5	12	11	16	12	3	7	11	-	127	19%	127
	2023	7	1	10	9	12	13	11	1	13	11	19	4	107	▲	111
Probates/Wills & Trusts - Level 1	2024	-	-	-	-	1	-	1	-	-	-	1	-	3	50%	3
	2023	-	-	-	-	1	1	-	-	-	-	-	-	2	▲	2
Probates/Wills & Trusts - Level 2	2024	2	-	3	2	1	4	3	4	2	-	-	-	21	-28%	21
	2023	5	3	1	2	2	6	3	4	2	1	-	3	29	▼	32
Protective Orders	2024	-	1	1	-	-	-	-	-	-	-	-	-	2	2	2
	2023	-	-	-	-	-	-	-	-	-	-	-	-	0	↔	0
Uncontested Divorce	2024	11	8	6	13	17	15	13	15	11	6	6	-	121	-16%	121
	2023	7	7	14	14	20	15	13	18	7	15	14	12	144	▼	156

This report reflects the case management system. Numbers will update as reports are refreshed and posted. The case types reported may not necessitate judicial involvement.

CPSS-CCMS-10.11 CASELOAD STATISTICS OF THE CIRCUIT COURTS

Williamsburg

January 2023 -- November 2024 Dispositions


Alexandria and Fairfax Circuit are not Included in State Totals

Dashboard

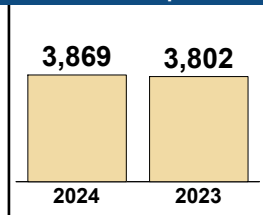
Court: Williamsburg Circuit
Start/End Date: Jan-23 / Nov-24
2023 Average Month: 342
Jan-Nov 2023: 3,802
Dispositions Trending: ↔

Circuit/Court ID: 9 209830
Type of Case: Dispositions
2024 Average Month: 352
Jan-Nov 2024 : 3,869
Overall AVG. Month: 347

Monthly Dispositions Summary



Jan --- Nov Dispositions



Dispositions by Division

Divisions		Jan	Feb	Mar	Apr	May	Jun	Jul	Aug	Sep	Oct	Nov	Dec	Thru Nov	% Change	Total
Total	2024	401	343	420	336	381	305	319	327	362	439	236	-	3,869	2%	3,869
	2023	412	424	375	319	373	327	342	332	338	311	249	299	3,802	▲	4,101
Civil	2024	60	45	38	55	45	52	41	45	40	66	31	-	518	-7%	518
	2023	57	67	70	38	45	56	45	42	62	47	29	42	558	▼	600
Criminal	2024	105	71	123	90	100	126	117	126	120	136	56	-	1,170	17%	1,170
	2023	94	82	76	58	98	95	119	92	101	90	99	89	1,004	▲	1,093
Concealed Handgun Permits	2024	156	134	164	87	131	71	96	80	126	146	88	-	1,279	-7%	1,279
	2023	157	179	135	154	143	94	103	122	101	109	84	109	1,381	▼	1,490
Miscellaneous/ Other	2024	80	91	95	104	105	56	64	76	76	91	60	-	898	5%	898
	2023	104	96	94	69	87	82	75	76	73	65	37	59	858	▲	917
Others	2024	-	2	-	-	-	-	1	-	-	-	1	-	4	300%	4
	2023	-	-	-	-	-	-	-	-	1	-	-	-	1	▲	1

Dispositions by Case Category

Case Categories		Jan	Feb	Mar	Apr	May	Jun	Jul	Aug	Sep	Oct	Nov	Dec	Thru Nov	% Change	Total
Administrative Law	2024	-	-	-	-	-	-	-	1	-	-	-	-	1	-75%	1
	2023	-	2	2	-	-	-	-	-	-	-	-	-	4	▼	4
Aggravated Murder	2024	-	-	-	-	-	-	-	-	-	-	-	-	0	-100%	0
	2023	-	-	-	-	-	1	-	-	1	-	-	1	2	▼	3
Contested Divorce	2024	5	7	2	7	6	2	6	5	1	8	6	-	55	-15%	55
	2023	5	6	10	7	6	6	4	8	5	5	3	3	65	▼	68
Domestic and Family - Level 1	2024	6	1	3	6	5	8	-	3	3	2	2	-	39	-37%	39
	2023	4	9	3	8	4	4	5	1	15	5	4	4	62	▼	66
Domestic and Family - Level 2	2024	3	1	1	2	1	3	1	2	4	4	-	-	22	-8%	22
	2023	5	-	5	1	3	2	3	1	2	2	-	-	24	▼	24
Felonies and Related Matters	2024	47	37	74	55	49	81	58	77	76	89	33	-	676	26%	676
	2023	52	43	34	39	50	43	79	44	53	50	50	54	537	▲	591
General Civil - Level 1	2024	-	1	1	2	-	-	1	2	-	-	-	-	7	-13%	7
	2023	3	1	-	1	1	1	-	-	-	1	-	1	8	▼	9
General Civil - Level 2	2024	9	8	13	14	7	17	8	7	11	21	5	-	120	-2%	120
	2023	24	20	14	9	4	12	4	9	12	8	6	5	122	▼	127
General Civil - Level 3	2024	16	7	6	14	7	9	4	9	10	9	6	-	97	-22%	97
	2023	6	7	22	5	11	13	16	10	12	13	10	12	125	▼	137
Miscellaneous Civil	2024	200	156	205	140	164	97	133	125	165	195	108	-	1,688	-2%	1,688
	2023	192	216	185	187	171	128	130	147	133	136	101	127	1,726	▼	1,853
Misdemeanor	2024	29	21	37	31	36	34	47	44	35	34	14	-	362	9%	362
	2023	27	31	32	15	34	36	23	38	37	25	34	27	332	▲	359
Other	2024	35	68	55	49	71	28	27	27	35	40	42	-	477	0%	477
	2023	61	58	42	32	56	44	43	50	39	35	17	40	477	↔	517
Other Criminally Related Matters	2024	30	13	12	5	15	11	20	6	9	13	9	-	143	7%	143
	2023	16	8	10	4	14	15	17	10	10	15	15	10	134	▲	144
Probates/Wills & Trusts - Level 1	2024	1	-	2	-	-	-	-	-	-	-	2	-	5	-17%	5
	2023	1	3	-	-	1	-	1	-	-	-	-	-	6	▼	6
Probates/Wills & Trusts - Level 2	2024	3	4	2	-	7	2	6	2	1	4	1	-	32	0%	32
	2023	5	3	-	1	-	5	3	3	5	4	3	2	32	↔	34
Uncontested Divorce	2024	17	19	7	11	13	13	8	17	12	20	8	-	145	-1%	145
	2023	11	17	16	10	18	17	14	11	14	12	6	13	146	▼	159

This report reflects the case management system. Numbers will update as reports are refreshed and posted. The case types reported may not necessitate judicial involvement.

Dashboard		Monthly Dispositions Summary		Jan --- Nov Dispositions	
Court: Appomattox Circuit	Circuit/Court ID: 10 210011				
Start/End Date: Jan-23 / Nov-24	Type of Case: Dispositions				
2023 Average Month: 100	2024 Average Month: 89				
Jan-Nov 2023: 1,086	Jan-Nov 2024 : 984				
Dispositions Trending: ▼	Overall AVG. Month: 95				

Dispositions by Division																
Divisions		Jan	Feb	Mar	Apr	May	Jun	Jul	Aug	Sep	Oct	Nov	Dec	Thru Nov	% Change	Total
Total	2024	67	109	104	69	58	136	65	125	48	128	75	-	984	-9%	984
	2023	127	102	166	62	116	111	89	89	75	75	74	113	1,086	▼	1,199
Civil	2024	7	11	7	10	14	8	6	8	4	23	6	-	104	-5%	104
	2023	7	7	6	8	40	11	4	8	5	4	9	10	109	▼	119
Criminal	2024	12	28	30	24	19	74	19	72	18	43	32	-	371	-4%	371
	2023	43	32	56	14	37	51	44	38	29	16	28	68	388	▼	456
Concealed Handgun Permits	2024	46	66	60	28	22	50	34	37	22	51	35	-	451	-13%	451
	2023	68	55	97	34	32	41	28	39	37	52	34	26	517	▼	543
Miscellaneous/ Other	2024	2	4	7	7	3	4	6	8	4	11	2	-	58	-18%	58
	2023	9	8	7	6	7	8	13	4	4	2	3	9	71	▼	80
Others	2024	-	-	-	-	-	-	-	-	-	-	-	-	0	-100%	0
	2023	-	-	-	-	-	-	-	-	-	1	-	-	1	▼	1

Dispositions by Case Category																
Case Categories		Jan	Feb	Mar	Apr	May	Jun	Jul	Aug	Sep	Oct	Nov	Dec	Thru Nov	% Change	Total
Administrative Law	2024	-	-	-	-	-	-	-	-	-	1	-	-	1	1	1
	2023	-	-	-	-	-	-	-	-	-	-	-	-	0	↔	0
Contested Divorce	2024	1	-	-	2	-	-	-	1	-	2	1	-	7	-30%	7
	2023	-	-	-	4	1	1	1	1	-	-	2	2	10	▼	12
Domestic and Family - Level 1	2024	1	4	1	1	2	-	1	1	-	2	1	-	14	-50%	14
	2023	2	3	-	-	18	5	-	-	-	-	-	-	28	▼	28
Domestic and Family - Level 2	2024	2	-	-	1	2	3	-	2	-	2	2	-	14	17%	14
	2023	2	2	-	2	1	-	-	1	1	1	2	2	12	▲	14
Felonies and Related Matters	2024	8	19	22	17	16	60	10	65	14	43	22	-	296	-1%	296
	2023	29	29	36	6	30	49	39	36	20	14	12	46	300	▼	346
General Civil - Level 2	2024	-	1	1	2	2	1	1	3	1	4	1	-	17	13%	17
	2023	1	1	2	-	4	1	2	1	1	-	2	2	15	▲	17
General Civil - Level 3	2024	1	5	3	2	2	2	3	1	2	6	-	-	27	35%	27
	2023	2	1	2	-	6	3	-	1	2	2	1	1	20	▲	21
Miscellaneous Civil	2024	48	69	67	34	25	53	40	44	26	62	37	-	505	-13%	505
	2023	75	63	104	40	36	48	41	43	41	53	36	35	580	▼	615
Misdemeanor	2024	4	8	8	3	1	13	9	7	4	1	8	-	66	-1%	66
	2023	13	3	18	2	6	2	5	2	9	2	5	22	67	▼	89
Other	2024	-	-	-	-	1	-	-	-	-	-	-	-	1	-67%	1
	2023	-	-	-	-	1	-	-	-	-	2	-	-	3	▼	3
Other Criminally Related Matters	2024	-	1	-	4	2	1	-	-	-	-	2	-	10	-52%	10
	2023	1	-	2	6	1	-	-	-	-	-	11	-	21	▼	21
Probates/Wills & Trusts - Level 1	2024	-	-	-	-	-	-	-	-	-	2	-	-	2	0%	2
	2023	-	-	-	-	2	-	-	-	-	-	-	-	2	↔	2
Probates/Wills & Trusts - Level 2	2024	-	-	-	1	-	1	1	-	-	1	-	-	4	-50%	4
	2023	-	-	-	-	4	2	-	1	-	1	-	-	8	▼	8
Uncontested Divorce	2024	2	2	2	2	5	2	-	1	-	3	1	-	20	0%	20
	2023	2	-	2	2	6	-	1	3	1	-	3	3	20	↔	23

This report reflects the case management system. Numbers will update as reports are refreshed and posted. The case types reported may not necessitate judicial involvement.

CPSS-CCMS-10.11 CASELOAD STATISTICS OF THE CIRCUIT COURTS

Buckingham

January 2023 -- November 2024 Dispositions

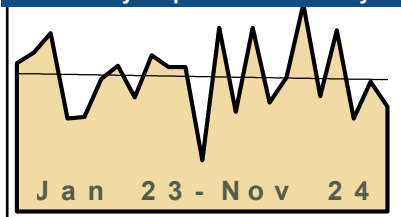
Alexandria and Fairfax Circuit are not Included in State Totals

Dashboard

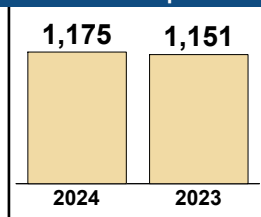
Court: Buckingham Circuit
Start/End Date: Jan-23 / Nov-24
2023 Average Month: 99
Jan-Nov 2023: 1,151
Dispositions Trending: ↔

Circuit/Court ID: 10 210029
Type of Case: Dispositions
2024 Average Month: 107
Jan-Nov 2024 : 1,175
Overall AVG. Month: 103

Monthly Dispositions Summary



Jan --- Nov Dispositions



Dispositions by Division

Divisions		Jan	Feb	Mar	Apr	May	Jun	Jul	Aug	Sep	Oct	Nov	Dec	Thru Nov	% Change	Total
Total	2024	140	76	140	83	102	158	88	138	71	99	80	-	1,175	2%	1,175
	2023	113	121	136	71	72	101	111	87	119	110	110	39	1,151	▲	1,190
Civil	2024	4	3	7	15	15	11	7	10	10	10	4	-	96	0%	96
	2023	9	6	20	4	11	7	2	16	8	10	3	3	96	↔	99
Criminal	2024	72	25	57	12	49	100	24	52	22	36	27	-	476	-16%	476
	2023	54	74	60	14	16	59	69	22	55	61	86	23	570	▼	593
Concealed Handgun Permits	2024	37	32	48	37	21	25	27	19	27	29	26	-	328	-3%	328
	2023	38	29	46	33	29	24	24	32	38	29	17	5	339	▼	344
Miscellaneous/ Other	2024	27	16	28	19	17	22	30	55	12	24	22	-	272	86%	272
	2023	12	12	10	20	16	11	16	17	18	10	4	8	146	▲	154
Others	2024	-	-	-	-	-	-	-	2	-	-	1	-	3	3	3
	2023	-	-	-	-	-	-	-	-	-	-	-	-	0	↔	0

Dispositions by Case Category

Case Categories		Jan	Feb	Mar	Apr	May	Jun	Jul	Aug	Sep	Oct	Nov	Dec	Thru Nov	% Change	Total
Administrative Law	2024	-	-	-	-	-	-	-	-	-	-	-	-	0	-100%	0
	2023	-	-	1	-	-	1	-	-	-	-	1	-	3	▼	3
Aggravated Murder	2024	-	-	-	-	-	-	-	-	-	-	-	-	0	-100%	0
	2023	-	-	-	-	-	1	-	-	-	-	-	-	1	▼	1
Contested Divorce	2024	2	1	-	3	2	1	1	-	1	3	-	-	14	27%	14
	2023	-	1	-	-	1	2	-	5	-	2	-	1	11	▲	12
Domestic and Family - Level 1	2024	-	1	1	-	2	4	-	2	-	-	-	-	10	-55%	10
	2023	1	-	13	-	3	-	-	4	1	-	-	-	22	▼	22
Domestic and Family - Level 2	2024	-	-	-	-	2	-	-	1	1	1	1	-	6	-40%	6
	2023	2	1	1	-	2	-	-	-	2	2	-	1	10	▼	11
Felonies and Related Matters	2024	64	24	38	10	42	93	23	44	17	26	20	-	401	-8%	401
	2023	49	66	44	11	12	46	52	21	37	42	58	17	438	▼	455
General Civil - Level 1	2024	-	-	-	-	-	-	-	-	-	-	-	-	0	-100%	0
	2023	-	-	-	-	2	-	-	-	-	-	-	-	2	▼	2
General Civil - Level 2	2024	2	-	-	1	2	2	4	1	4	2	1	-	19	-21%	19
	2023	4	2	1	2	2	1	1	3	5	2	1	-	24	▼	24
General Civil - Level 3	2024	-	1	1	4	3	1	2	3	-	1	-	-	16	60%	16
	2023	1	-	1	1	1	1	1	2	2	1	-	-	10	▲	10
Miscellaneous Civil	2024	48	37	60	39	28	33	35	29	30	41	32	-	412	-3%	412
	2023	46	36	54	43	34	31	32	42	51	34	22	8	425	▼	433
Misdemeanor	2024	8	1	19	-	6	7	1	8	3	9	6	-	68	-41%	68
	2023	5	6	14	1	3	8	16	1	17	18	27	5	116	▼	121
Other	2024	15	11	17	17	9	13	20	46	8	11	17	-	184	261%	184
	2023	3	4	3	10	10	3	8	6	2	2	-	5	51	▲	56
Other Criminally Related Matters	2024	-	-	-	3	1	-	-	-	3	1	1	-	9	-40%	9
	2023	-	2	2	2	1	4	1	-	1	1	1	1	15	▼	16
Probates/Wills & Trusts - Level 1	2024	-	-	-	1	-	-	-	-	-	-	-	-	1	1	1
	2023	-	-	-	-	-	-	-	-	-	-	-	-	0	↔	0
Probates/Wills & Trusts - Level 2	2024	-	-	1	1	1	1	-	1	-	-	-	-	5	67%	5
	2023	-	-	-	-	-	-	1	-	-	1	1	-	3	▲	3
Uncontested Divorce	2024	1	-	3	4	4	3	2	3	4	4	2	-	30	50%	30
	2023	2	3	2	1	1	3	-	3	1	4	-	1	20	▲	21

This report reflects the case management system. Numbers will update as reports are refreshed and posted. The case types reported may not necessitate judicial involvement.

Dashboard		Monthly Dispositions Summary		Jan --- Nov Dispositions					
<p>Court: Charlotte Circuit Start/End Date: Jan-23 / Nov-24 2023 Average Month: 70 Jan-Nov 2023: 715 Dispositions Trending: ▼</p>	<p>Circuit/Court ID: 10 210037 Type of Case: Dispositions 2024 Average Month: 63 Jan-Nov 2024 : 691 Overall AVG. Month: 67</p>	<p>Jan 23 - Nov 24</p>		<table border="1" style="margin: auto;"> <tr> <td style="text-align: center; width: 50px;">691</td> <td style="text-align: center; width: 50px;">715</td> </tr> <tr> <td style="text-align: center;">2024</td> <td style="text-align: center;">2023</td> </tr> </table>		691	715	2024	2023
691	715								
2024	2023								

Dispositions by Division																
Divisions		Jan	Feb	Mar	Apr	May	Jun	Jul	Aug	Sep	Oct	Nov	Dec	Thru Nov	% Change	Total
Total	2024	60	55	115	77	48	74	36	49	70	56	51	-	691	-3%	691
	2023	87	60	71	60	50	27	46	84	68	69	93	130	715	▼	845
Civil	2024	7	5	7	10	10	8	6	5	8	10	3	-	79	-25%	79
	2023	17	6	11	8	8	2	11	8	13	6	15	10	105	▼	115
Criminal	2024	13	11	66	34	13	33	9	26	42	17	8	-	272	6%	272
	2023	32	22	13	29	11	12	11	38	18	35	35	33	256	▲	289
Concealed Handgun Permits	2024	15	23	27	23	16	17	11	10	12	20	23	-	197	-19%	197
	2023	31	22	35	17	17	10	13	27	21	17	32	12	242	▼	254
Miscellaneous/ Other	2024	24	16	15	10	9	16	9	8	8	9	17	-	141	26%	141
	2023	7	10	12	6	14	3	11	11	16	11	11	75	112	▲	187
Others	2024	1	-	-	-	-	-	-	1	-	-	-	-	2	2	2
	2023	-	-	-	-	-	-	-	-	-	-	-	-	0	↔	0

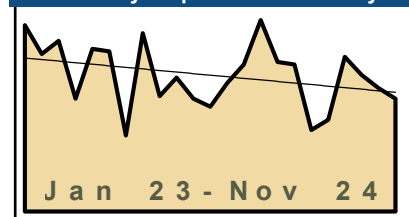
Dispositions by Case Category																
Case Categories		Jan	Feb	Mar	Apr	May	Jun	Jul	Aug	Sep	Oct	Nov	Dec	Thru Nov	% Change	Total
Administrative Law	2024	-	-	-	-	-	-	-	-	-	-	-	-	0	-100%	0
	2023	-	-	-	-	-	-	2	-	-	-	-	-	2	▼	2
Aggravated Murder	2024	-	-	-	-	-	-	-	-	-	-	-	-	0	-100%	0
	2023	-	-	1	-	-	-	-	-	-	-	-	-	1	▼	1
Contested Divorce	2024	1	1	2	1	-	1	1	-	1	1	-	-	9	50%	9
	2023	-	1	1	1	1	-	-	1	-	-	-	1	2	6	▲
Domestic and Family - Level 1	2024	1	-	2	1	-	-	3	1	1	2	1	-	12	-54%	12
	2023	7	-	-	-	1	-	4	1	6	1	6	-	26	▼	26
Domestic and Family - Level 2	2024	-	-	1	2	2	2	1	-	1	1	1	-	11	22%	11
	2023	3	-	2	-	1	-	1	1	1	-	-	-	9	▲	9
Felonies and Related Matters	2024	9	9	62	25	11	24	7	24	36	13	6	-	226	15%	226
	2023	22	17	10	25	9	8	7	28	11	31	29	28	197	▲	225
General Civil - Level 1	2024	-	-	-	-	-	1	-	-	-	-	-	-	1	-50%	1
	2023	1	-	-	1	-	-	-	-	-	-	-	-	2	▼	2
General Civil - Level 2	2024	-	1	-	1	-	-	-	-	1	-	1	-	4	-71%	4
	2023	1	2	-	1	-	2	-	1	2	3	2	2	14	▼	16
General Civil - Level 3	2024	2	2	1	1	7	1	1	1	1	3	1	-	21	24%	21
	2023	-	1	1	1	-	-	4	4	1	1	4	1	17	▲	18
Miscellaneous Civil	2024	19	30	30	28	17	25	15	17	16	25	30	-	252	-18%	252
	2023	32	30	43	18	26	12	19	33	32	22	41	19	308	▼	327
Misdemeanor	2024	5	-	3	9	2	8	1	2	6	4	2	-	42	-14%	42
	2023	8	4	1	3	2	2	4	10	5	4	6	3	49	▼	52
Other	2024	20	9	9	6	8	9	6	1	4	4	9	-	85	73%	85
	2023	7	2	6	5	5	1	5	5	5	6	2	68	49	▲	117
Other Criminally Related Matters	2024	-	2	1	-	-	1	1	2	-	-	-	-	7	-36%	7
	2023	2	1	1	1	-	2	-	-	3	-	1	2	11	▼	13
Probates/Wills & Trusts - Level 1	2024	-	-	-	-	-	-	-	-	-	-	-	-	0	-100%	0
	2023	-	-	-	-	-	1	-	-	-	-	-	-	1	▼	1
Probates/Wills & Trusts - Level 2	2024	-	-	1	2	-	1	-	1	-	-	-	-	5	25%	5
	2023	1	-	1	-	-	-	-	-	1	1	-	1	4	▲	5
Uncontested Divorce	2024	3	1	3	1	1	1	-	-	3	3	-	-	16	-16%	16
	2023	3	2	4	4	4	-	-	-	1	-	1	4	19	▼	23

Dashboard

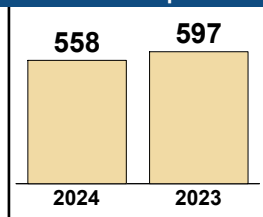
Court: Cumberland Circuit
Start/End Date: Jan-23 / Nov-24
2023 Average Month: 53
Jan-Nov 2023: 597
Dispositions Trending: ▼

Circuit/Court ID: 10 210049
Type of Case: Dispositions
2024 Average Month: 51
Jan-Nov 2024 : 558
Overall AVG. Month: 52

Monthly Dispositions Summary



Jan --- Nov Dispositions

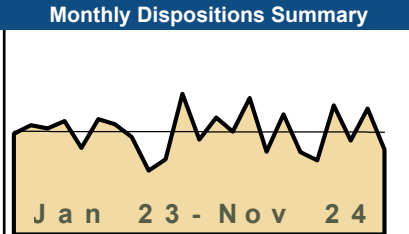


Dispositions by Division

Divisions		Jan	Feb	Mar	Apr	May	Jun	Jul	Aug	Sep	Oct	Nov	Dec	Thru Nov	% Change	Total
Total	2024	49	56	73	57	56	31	35	59	52	47	43	-	558	-7%	558
	2023	71	60	65	43	62	61	29	68	44	51	43	40	597	▼	637
Civil	2024	1	6	5	5	4	5	6	5	6	7	4	-	54	-17%	54
	2023	9	2	9	5	6	8	6	4	5	7	4	2	65	▼	67
Criminal	2024	12	10	27	22	24	11	3	13	19	6	6	-	153	-25%	153
	2023	27	7	22	13	34	20	7	31	13	17	12	4	203	▼	207
Concealed Handgun Permits	2024	24	23	27	18	23	10	14	26	19	20	24	-	228	-3%	228
	2023	24	41	26	19	17	17	10	24	18	19	20	23	235	▼	258
Miscellaneous/ Other	2024	12	17	14	12	5	5	11	15	8	13	9	-	121	29%	121
	2023	11	10	8	6	5	16	6	9	8	8	7	11	94	▲	105
Others	2024	-	-	-	-	-	-	1	-	-	1	-	-	2	2	2
	2023	-	-	-	-	-	-	-	-	-	-	-	-	0	↔	0

Dispositions by Case Category

Case Categories		Jan	Feb	Mar	Apr	May	Jun	Jul	Aug	Sep	Oct	Nov	Dec	Thru Nov	% Change	Total
Contested Divorce	2024	-	-	1	1	2	-	-	-	-	1	-	-	5	-17%	5
	2023	-	1	1	1	-	2	1	-	-	-	-	1	6	▼	7
Domestic and Family - Level 1	2024	-	4	3	-	-	2	1	-	2	-	-	-	12	200%	12
	2023	-	-	-	-	-	-	1	-	2	1	-	-	4	▲	4
Domestic and Family - Level 2	2024	-	-	-	-	-	-	-	-	-	-	-	-	0	-100%	0
	2023	1	-	-	-	-	3	-	-	1	-	-	-	5	▼	5
Felonies and Related Matters	2024	12	7	21	14	21	5	1	7	12	5	5	-	110	-5%	110
	2023	15	2	13	6	19	13	1	19	11	9	8	4	116	▼	120
General Civil - Level 2	2024	-	1	-	-	-	1	1	-	1	1	1	-	6	-14%	6
	2023	1	-	-	-	1	2	1	-	1	1	-	-	7	▼	7
General Civil - Level 3	2024	-	1	-	2	2	-	2	3	1	4	2	-	17	13%	17
	2023	4	-	3	2	2	1	2	-	-	-	1	-	15	▲	15
Miscellaneous Civil	2024	30	26	33	22	27	12	18	33	23	22	28	-	274	-8%	274
	2023	32	47	31	23	20	27	15	32	21	25	26	33	299	▼	332
Misdemeanor	2024	-	3	6	8	2	6	1	6	6	1	1	-	40	-41%	40
	2023	12	5	4	5	12	6	1	12	1	7	3	-	68	▼	68
Other	2024	6	13	8	8	1	3	8	8	4	12	4	-	75	150%	75
	2023	3	4	3	1	2	5	1	1	5	4	1	1	30	▲	31
Other Criminally Related Matters	2024	-	-	-	-	1	-	1	-	1	-	-	-	3	-84%	3
	2023	-	-	5	2	3	1	5	-	1	1	1	-	19	▼	19
Probates/Wills & Trusts - Level 2	2024	-	-	1	-	-	1	1	1	-	-	-	-	4	100%	4
	2023	-	-	1	-	-	-	-	-	-	1	-	-	2	▲	2
Uncontested Divorce	2024	1	1	-	2	-	1	1	1	2	1	2	-	12	-54%	12
	2023	3	1	4	3	3	1	1	4	1	2	3	1	26	▼	27

Dashboard		Monthly Dispositions Summary		Jan --- Nov Dispositions					
<p>Court: Halifax Circuit Start/End Date: Jan-23 / Nov-24 2023 Average Month: 193 Jan-Nov 2023: 2,132 Dispositions Trending: ▲</p>	<p>Circuit/Court ID: 10 210083 Type of Case: Dispositions 2024 Average Month: 199 Jan-Nov 2024 : 2,191 Overall AVG. Month: 196</p>			<table border="1" style="margin: auto;"> <tr> <td style="text-align: center; width: 50px;">2,191</td> <td style="text-align: center; width: 50px;">2,132</td> </tr> <tr> <td style="text-align: center;">2024</td> <td style="text-align: center;">2023</td> </tr> </table>		2,191	2,132	2024	2023
2,191	2,132								
2024	2023								

Dispositions by Division																
Divisions		Jan	Feb	Mar	Apr	May	Jun	Jul	Aug	Sep	Oct	Nov	Dec	Thru Nov	% Change	Total
Total	2024	223	196	260	158	229	157	141	246	179	240	162	-	2,191	3%	2,191
	2023	192	208	202	216	165	220	210	186	122	143	268	181	2,132	▲	2,313
Civil	2024	20	11	32	16	23	15	18	38	28	24	23	-	248	25%	248
	2023	14	17	25	20	18	20	25	22	7	14	16	16	198	▲	214
Criminal	2024	112	106	127	74	116	75	54	104	77	111	54	-	1,010	9%	1,010
	2023	46	82	63	111	77	98	93	64	67	53	173	103	927	▲	1,030
Concealed Handgun Permits	2024	72	62	67	43	63	39	41	49	48	73	57	-	614	-15%	614
	2023	104	82	81	50	51	62	58	65	37	67	67	51	724	▼	775
Miscellaneous/ Other	2024	19	17	34	25	27	28	28	55	26	32	27	-	318	13%	318
	2023	28	27	33	35	19	40	34	35	11	9	11	9	282	▲	291
Others	2024	-	-	-	-	-	-	-	-	-	-	1	-	1	0%	1
	2023	-	-	-	-	-	-	-	-	-	-	-	1	2	1	↔

Dispositions by Case Category																
Case Categories		Jan	Feb	Mar	Apr	May	Jun	Jul	Aug	Sep	Oct	Nov	Dec	Thru Nov	% Change	Total
Administrative Law	2024	-	-	-	-	-	-	-	-	-	-	1	-	1	-80%	1
	2023	-	-	-	2	1	-	1	-	1	-	-	-	5	▼	5
Contested Divorce	2024	2	3	4	4	6	1	-	5	6	1	2	-	34	17%	34
	2023	-	4	4	4	3	7	4	1	1	1	-	5	29	▲	34
Domestic and Family - Level 1	2024	3	1	6	3	1	1	3	14	4	2	5	-	43	438%	43
	2023	-	1	-	-	2	1	1	1	-	1	1	-	8	▲	8
Domestic and Family - Level 2	2024	1	-	5	-	-	-	-	2	-	-	-	-	8	-33%	8
	2023	2	-	1	2	-	-	3	-	-	4	-	-	12	▼	12
Felonies and Related Matters	2024	72	86	69	53	82	48	33	72	53	86	35	-	689	11%	689
	2023	28	56	36	75	51	54	61	36	40	38	144	29	619	▲	648
General Civil - Level 1	2024	-	-	1	1	-	1	-	-	-	1	-	-	4	100%	4
	2023	1	-	1	-	-	-	-	-	-	-	-	-	2	▲	2
General Civil - Level 2	2024	3	1	3	4	3	7	4	1	4	6	1	-	37	-8%	37
	2023	2	2	8	3	6	4	4	4	-	7	1	1	40	▼	41
General Civil - Level 3	2024	3	2	12	-	7	3	1	8	8	2	2	-	48	20%	48
	2023	10	1	4	3	-	2	6	7	1	4	2	4	40	▲	44
Miscellaneous Civil	2024	86	72	80	53	68	49	53	69	57	88	69	-	744	-10%	744
	2023	111	87	90	61	59	73	72	71	47	76	77	59	824	▼	883
Misdemeanor	2024	40	18	47	19	18	26	18	30	24	24	17	-	281	15%	281
	2023	18	17	25	35	17	34	27	16	21	7	27	74	244	▲	318
Other	2024	7	6	17	14	20	16	16	35	17	16	15	-	179	2%	179
	2023	19	22	23	23	10	28	19	29	-	-	2	2	175	▲	177
Other Criminally Related Matters	2024	1	3	11	2	16	1	3	2	1	1	2	-	43	-37%	43
	2023	-	11	2	1	11	10	5	12	6	8	2	-	68	▼	68
Probates/Wills & Trusts - Level 1	2024	-	-	-	-	-	-	-	1	-	-	-	-	1	0%	1
	2023	-	-	-	-	-	-	-	-	-	1	-	-	1	↔	1
Probates/Wills & Trusts - Level 2	2024	1	1	-	-	2	-	3	-	-	-	-	-	7	17%	7
	2023	-	1	-	-	-	1	1	1	1	-	1	2	6	▲	8
Protective Orders	2024	-	-	1	-	-	-	2	-	-	-	-	-	3	200%	3
	2023	-	-	-	-	1	-	-	-	-	-	-	-	1	▲	1
Uncontested Divorce	2024	4	3	4	5	6	4	5	7	5	13	13	-	69	19%	69
	2023	1	6	8	7	4	6	6	8	4	3	5	5	58	▲	63

This report reflects the case management system. Numbers will update as reports are refreshed and posted. The case types reported may not necessitate judicial involvement.

CPSS-CCMS-10.11 CASELOAD STATISTICS OF THE CIRCUIT COURTS

Lunenburg

January 2023 -- November 2024 Dispositions

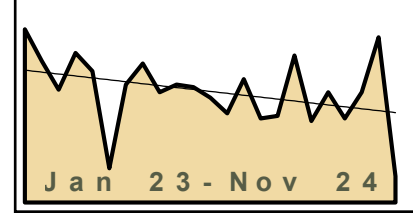
Alexandria and Fairfax Circuit are not Included in State Totals

Dashboard

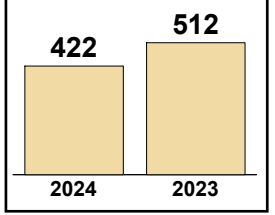
Court: Lunenburg Circuit
Start/End Date: Jan-23 / Nov-24
2023 Average Month: 46
Jan-Nov 2023: 512
Dispositions Trending: ▼

Circuit/Court ID: 10 210111
Type of Case: Dispositions
2024 Average Month: 38
Jan-Nov 2024 : 422
Overall AVG. Month: 42

Monthly Dispositions Summary



Jan --- Nov Dispositions



Dispositions by Division

Divisions		Jan	Feb	Mar	Apr	May	Jun	Jul	Aug	Sep	Oct	Nov	Dec	Thru Nov	% Change	Total
Total	2024	34	47	32	33	56	31	42	32	42	63	10	-	422	-18%	422
	2023	66	54	43	57	50	13	45	53	42	45	44	40	512	▼	552
Civil	2024	-	-	-	-	-	-	-	-	-	1	-	-	1	-86%	1
	2023	2	-	-	1	1	-	1	1	-	-	1	-	7	▼	7
Criminal	2024	14	21	14	24	21	16	12	22	12	30	5	-	191	-27%	191
	2023	27	35	14	29	32	3	18	22	29	32	19	26	260	▼	286
Concealed Handgun Permits	2024	15	26	18	9	35	15	29	10	30	32	5	-	224	-5%	224
	2023	36	19	29	27	12	10	26	26	13	13	24	13	235	▼	248
Miscellaneous/ Other	2024	5	-	-	-	-	-	1	-	-	-	-	-	6	-40%	6
	2023	1	-	-	-	5	-	-	4	-	-	-	1	10	▼	11

Dispositions by Case Category

Case Categories		Jan	Feb	Mar	Apr	May	Jun	Jul	Aug	Sep	Oct	Nov	Dec	Thru Nov	% Change	Total
Domestic and Family - Level 1	2024	-	-	-	-	-	-	-	-	-	-	-	-	0	-100%	0
	2023	1	-	-	-	-	-	-	-	-	-	-	-	1	▼	1
Domestic and Family - Level 2	2024	-	-	-	-	-	-	-	-	-	1	-	-	1	0%	1
	2023	-	-	-	1	-	-	-	-	-	-	-	-	1	↔	1
Felonies and Related Matters	2024	8	19	13	17	16	16	8	15	12	24	4	-	152	-32%	152
	2023	22	27	13	26	27	3	18	16	27	32	14	18	225	▼	243
General Civil - Level 1	2024	-	-	-	-	-	-	-	-	-	-	-	-	0	-100%	0
	2023	-	-	-	-	1	-	-	-	-	-	-	-	1	▼	1
General Civil - Level 2	2024	1	-	-	-	-	-	-	-	-	-	-	-	1	-80%	1
	2023	1	-	-	-	2	-	-	2	-	-	-	-	5	▼	5
General Civil - Level 3	2024	-	-	-	-	-	-	-	-	-	-	-	-	0	-100%	0
	2023	-	-	-	-	2	-	-	1	-	-	-	-	3	▼	3
Miscellaneous Civil	2024	19	26	18	9	35	15	30	10	30	32	5	-	229	-3%	229
	2023	36	19	29	27	13	10	26	27	13	13	24	14	237	▼	251
Misdemeanor	2024	5	2	1	7	3	-	3	2	-	6	1	-	30	-3%	30
	2023	4	7	-	3	5	-	-	6	1	-	5	5	31	▼	36
Other Criminally Related Matters	2024	1	-	-	-	2	-	1	5	-	-	-	-	9	125%	9
	2023	1	1	1	-	-	-	-	-	1	-	-	3	4	▲	7
Probates/Wills & Trusts - Level 1	2024	-	-	-	-	-	-	-	-	-	-	-	-	0	-100%	0
	2023	1	-	-	-	-	-	-	-	-	-	-	-	1	▼	1
Uncontested Divorce	2024	-	-	-	-	-	-	-	-	-	-	-	-	0	-100%	0
	2023	-	-	-	-	-	-	1	1	-	-	1	-	3	▼	3

CPSS-CCMS-10.11 CASELOAD STATISTICS OF THE CIRCUIT COURTS

Mecklenburg

January 2023 -- November 2024 Dispositions


Alexandria and Fairfax Circuit are not Included in State Totals

Dashboard

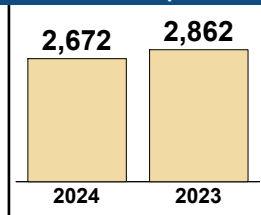
Court: Mecklenburg Circuit
Start/End Date: Jan-23 / Nov-24
2023 Average Month: 254
Jan-Nov 2023: 2,862
Dispositions Trending: ▼

Circuit/Court ID: 10 210117
Type of Case: Dispositions
2024 Average Month: 243
Jan-Nov 2024 : 2,672
Overall AVG. Month: 249

Monthly Dispositions Summary



Jan --- Nov Dispositions



Dispositions by Division

Divisions		Jan	Feb	Mar	Apr	May	Jun	Jul	Aug	Sep	Oct	Nov	Dec	Thru Nov	% Change	Total
Total	2024	236	268	224	301	242	315	248	241	167	270	160	-	2,672	-7%	2,672
	2023	319	222	377	272	294	290	148	217	263	243	217	189	2,862	▼	3,051
Civil	2024	35	37	36	43	33	128	39	27	57	25	24	-	484	2%	484
	2023	35	33	83	45	41	49	39	36	46	33	34	42	474	▲	516
Criminal	2024	113	105	92	171	103	120	128	106	65	131	75	-	1,209	-3%	1,209
	2023	146	63	165	100	133	141	65	78	140	105	114	73	1,250	▼	1,323
Concealed Handgun Permits	2024	55	81	61	53	67	31	38	75	21	79	41	-	602	-17%	602
	2023	99	84	74	88	76	63	19	69	40	68	47	34	727	▼	761
Miscellaneous/ Other	2024	32	44	33	34	39	35	40	32	24	35	20	-	368	-10%	368
	2023	38	40	55	39	44	37	25	34	36	37	22	40	407	▼	447
Others	2024	1	1	2	-	-	1	3	1	-	-	-	-	9	125%	9
	2023	1	2	-	-	-	-	-	-	1	-	-	-	4	▲	4

Dispositions by Case Category

Case Categories		Jan	Feb	Mar	Apr	May	Jun	Jul	Aug	Sep	Oct	Nov	Dec	Thru Nov	% Change	Total
Administrative Law	2024	-	-	-	-	-	-	-	-	1	-	-	-	1	-67%	1
	2023	-	1	-	-	-	-	-	1	-	1	-	-	3	▼	3
Aggravated Murder	2024	-	-	-	-	-	-	-	-	-	-	-	-	0	-100%	0
	2023	-	1	6	-	-	6	-	-	-	-	-	-	13	▼	13
Contested Divorce	2024	14	3	14	13	9	9	9	4	11	7	9	-	102	-6%	102
	2023	7	8	13	17	13	12	9	8	11	6	5	7	109	▼	116
Domestic and Family - Level 1	2024	1	4	-	4	2	-	2	3	7	-	2	-	25	-55%	25
	2023	6	4	5	3	2	3	4	3	12	5	9	2	56	▼	58
Domestic and Family - Level 2	2024	2	1	2	-	-	1	1	1	-	1	-	-	9	-10%	9
	2023	3	1	1	-	-	1	-	2	1	-	1	-	10	▼	10
Felonies and Related Matters	2024	78	72	46	134	80	69	66	65	44	96	44	-	794	-4%	794
	2023	106	42	86	86	67	98	39	52	106	66	82	55	830	▼	885
General Civil - Level 1	2024	-	1	-	-	-	1	1	1	1	-	-	-	5	25%	5
	2023	-	-	-	-	-	2	1	1	-	-	-	-	4	▲	4
General Civil - Level 2	2024	2	5	2	2	2	2	7	3	7	4	1	-	37	23%	37
	2023	3	2	3	1	1	5	4	4	3	1	3	9	30	▲	39
General Civil - Level 3	2024	-	4	4	4	2	97	4	2	3	2	-	-	122	149%	122
	2023	-	-	34	4	3	3	1	1	1	1	1	5	49	▲	54
Miscellaneous Civil	2024	62	96	71	62	78	41	53	88	29	92	58	-	730	-16%	730
	2023	111	90	91	107	88	79	25	84	56	83	51	62	865	▼	927
Misdemeanor	2024	25	22	43	24	17	46	60	35	14	27	21	-	334	1%	334
	2023	38	17	62	14	35	33	17	21	30	36	28	18	331	▲	349
Other	2024	27	25	23	24	29	27	26	18	13	20	3	-	235	-10%	235
	2023	27	36	37	19	31	18	15	19	19	22	17	12	260	▼	272
Other Criminally Related Matters	2024	10	11	3	13	6	5	2	6	7	8	10	-	81	5%	81
	2023	2	3	11	-	32	4	9	5	4	3	4	-	77	▲	77
Probates/Wills & Trusts - Level 1	2024	-	-	-	-	-	1	-	2	-	-	-	-	3	-63%	3
	2023	1	-	2	-	1	1	-	2	1	-	-	-	8	▼	8
Probates/Wills & Trusts - Level 2	2024	-	1	1	-	-	2	-	-	-	2	2	-	8	0%	8
	2023	1	2	3	-	-	1	1	-	-	-	-	5	8	↔	13
Protective Orders	2024	-	-	-	-	-	-	-	-	-	-	-	-	0	-100%	0
	2023	-	-	-	-	1	-	-	-	-	-	-	-	1	▼	1
Uncontested Divorce	2024	15	23	15	21	17	14	17	13	30	11	10	-	186	-11%	186
	2023	14	15	23	21	20	24	23	14	19	19	16	14	208	▼	222

This report reflects the case management system. Numbers will update as reports are refreshed and posted. The case types reported may not necessitate judicial involvement.

Dashboard		Monthly Dispositions Summary		Jan --- Nov Dispositions	
<p>Court: Prince Edward Circuit Start/End Date: Jan-23 / Nov-24 2023 Average Month: 123 Jan-Nov 2023: 1,391 Dispositions Trending: ▼</p>	<p>Circuit/Court ID: 10 210147 Type of Case: Dispositions 2024 Average Month: 104 Jan-Nov 2024 : 1,145 Overall AVG. Month: 114</p>	<p style="text-align: center; font-weight: bold;">Jan 23 - Nov 24</p>		<p style="text-align: center; font-weight: bold;">2024: 1,145 2023: 1,391</p>	

Dispositions by Division																
Divisions		Jan	Feb	Mar	Apr	May	Jun	Jul	Aug	Sep	Oct	Nov	Dec	Thru Nov	% Change	Total
Total	2024	102	128	130	86	116	99	70	100	88	123	103	-	1,145	-18%	1,145
	2023	147	121	143	111	155	158	97	164	130	98	67	86	1,391	▼	1,477
Civil	2024	12	19	7	8	15	12	9	16	5	13	13	-	129	11%	129
	2023	15	6	8	6	8	26	13	7	11	10	6	7	116	▲	123
Criminal	2024	30	56	82	37	62	54	34	30	39	57	30	-	511	-28%	511
	2023	66	49	79	58	94	74	44	101	81	40	27	43	713	▼	756
Concealed Handgun Permits	2024	36	32	20	15	23	22	11	34	25	19	39	-	276	-14%	276
	2023	30	53	35	28	28	21	14	32	22	36	21	24	320	▼	344
Miscellaneous/ Other	2024	24	21	21	26	16	11	16	20	19	34	21	-	229	-5%	229
	2023	36	13	21	19	25	37	26	24	16	12	13	12	242	▼	254

Dispositions by Case Category																
Case Categories		Jan	Feb	Mar	Apr	May	Jun	Jul	Aug	Sep	Oct	Nov	Dec	Thru Nov	% Change	Total
Administrative Law	2024	-	-	-	-	1	-	-	-	-	-	-	-	1	0%	1
	2023	-	-	1	-	-	-	-	-	-	-	-	-	1	↔	1
Aggravated Murder	2024	-	-	-	-	-	-	-	-	-	-	-	-	0	-100%	0
	2023	1	-	-	-	-	1	-	-	-	-	-	-	2	▼	2
Contested Divorce	2024	2	2	2	2	2	1	2	-	-	1	-	-	14	0%	14
	2023	1	2	3	-	2	1	2	1	1	1	-	2	14	↔	16
Domestic and Family - Level 1	2024	2	4	-	-	2	-	-	-	-	1	6	-	15	25%	15
	2023	3	1	-	2	-	-	2	-	1	2	1	1	12	▲	13
Domestic and Family - Level 2	2024	-	-	1	2	2	-	-	1	-	-	1	-	7	7	7
	2023	-	-	-	-	-	-	-	-	-	-	-	-	0	↔	0
Felonies and Related Matters	2024	19	38	59	29	45	32	26	21	23	35	23	-	350	-29%	350
	2023	45	36	54	50	80	50	24	46	63	25	21	27	494	▼	521
General Civil - Level 1	2024	-	1	1	-	-	-	-	-	-	-	-	-	2	0%	2
	2023	-	-	1	-	-	-	-	-	-	-	-	1	2	↔	2
General Civil - Level 2	2024	6	6	1	2	2	2	3	4	2	2	-	-	30	43%	30
	2023	1	1	1	-	2	9	1	2	2	1	1	1	21	▲	22
General Civil - Level 3	2024	2	1	2	2	4	1	1	2	-	2	2	-	19	6%	19
	2023	3	1	1	-	-	8	1	2	-	2	-	1	18	▲	19
Miscellaneous Civil	2024	44	42	33	21	27	30	18	45	34	32	46	-	372	-9%	372
	2023	36	56	42	36	36	38	25	44	31	42	22	25	408	▼	433
Misdemeanor	2024	11	11	21	8	17	21	6	6	13	21	5	-	140	-30%	140
	2023	17	13	25	8	14	19	17	53	15	13	5	11	199	▼	210
Other	2024	14	13	7	17	12	3	10	8	10	20	14	-	128	-17%	128
	2023	30	9	14	11	17	16	17	12	8	7	13	10	154	▼	164
Other Criminally Related Matters	2024	-	7	2	-	-	1	2	3	3	4	2	-	24	26%	24
	2023	3	-	-	-	-	5	3	2	3	2	1	5	19	▲	24
Probates/Wills & Trusts - Level 1	2024	-	-	-	-	-	-	-	-	-	-	-	-	0	-100%	0
	2023	1	-	-	-	-	-	-	-	-	-	-	-	1	▼	1
Probates/Wills & Trusts - Level 2	2024	1	1	-	1	-	4	-	2	-	2	1	-	12	140%	12
	2023	1	1	-	-	1	1	-	-	1	-	-	1	5	▲	6
Protective Orders	2024	-	-	-	-	-	-	-	3	-	-	-	-	3	50%	3
	2023	1	-	-	-	-	-	-	-	1	-	-	2	2	▲	4
Uncontested Divorce	2024	1	2	1	2	2	4	2	5	3	3	3	-	28	-28%	28
	2023	4	1	1	4	3	10	5	2	4	3	2	-	39	▼	39

CPSS-CCMS-10.11 CASELOAD STATISTICS OF THE CIRCUIT COURTS

Amelia

January 2023 -- November 2024 Dispositions

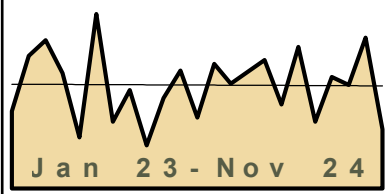
Alexandria and Fairfax Circuit are not Included in State Totals

Dashboard

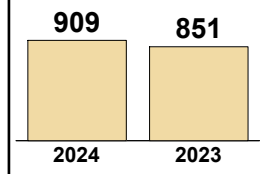
Court: Amelia Circuit
Start/End Date: Jan-23 / Nov-24
2023 Average Month: 75
Jan-Nov 2023: 851
Dispositions Trending: ▲

Circuit/Court ID: 11 211007
Type of Case: Dispositions
2024 Average Month: 83
Jan-Nov 2024 : 909
Overall AVG. Month: 79

Monthly Dispositions Summary



Jan --- Nov Dispositions



Dispositions by Division

Divisions		Jan	Feb	Mar	Apr	May	Jun	Jul	Aug	Sep	Oct	Nov	Dec	Thru Nov	% Change	Total
Total	2024	95	80	89	98	64	108	51	85	79	115	45	-	909	7%	909
	2023	59	101	113	88	39	133	51	75	33	69	90	54	851	▲	905
Civil	2024	6	4	10	9	7	14	6	9	7	8	8	-	80	-11%	80
	2023	6	10	9	10	5	19	6	12	1	8	4	11	90	▼	101
Criminal	2024	21	19	27	30	36	41	12	25	38	18	19	-	286	1%	286
	2023	18	29	30	38	7	64	5	25	6	30	32	14	284	▲	298
Concealed Handgun Permits	2024	61	36	37	45	14	39	22	32	24	79	18	-	407	11%	407
	2023	26	47	58	31	22	33	32	27	22	19	50	16	367	▲	383
Miscellaneous/ Other	2024	6	21	15	14	7	14	11	19	10	10	8	-	135	23%	135
	2023	9	15	16	9	5	17	8	11	4	12	4	13	110	▲	123
Others	2024	1	-	-	-	-	-	-	-	-	-	-	-	1	1	1
	2023	-	-	-	-	-	-	-	-	-	-	-	-	0	↔	0

Dispositions by Case Category

Case Categories		Jan	Feb	Mar	Apr	May	Jun	Jul	Aug	Sep	Oct	Nov	Dec	Thru Nov	% Change	Total
Administrative Law	2024	-	-	-	-	-	-	1	-	-	-	-	-	1	0%	1
	2023	-	-	-	-	-	-	-	1	-	-	-	-	1	↔	1
Contested Divorce	2024	3	-	1	1	1	1	-	2	-	3	-	-	12	9%	12
	2023	-	1	-	1	1	6	-	2	-	-	-	2	11	▲	13
Domestic and Family - Level 1	2024	-	-	1	-	-	2	1	4	2	1	-	-	11	120%	11
	2023	-	-	-	1	-	1	3	-	-	-	-	3	5	▲	8
Domestic and Family - Level 2	2024	-	-	-	-	-	1	-	-	-	-	-	-	1	-50%	1
	2023	1	-	1	-	-	-	-	-	-	-	-	-	2	▼	2
Felonies and Related Matters	2024	14	10	18	23	31	27	11	13	12	10	8	-	177	-12%	177
	2023	14	16	18	33	3	53	2	12	3	25	21	8	200	▼	208
General Civil - Level 1	2024	-	-	-	-	-	1	-	-	-	-	1	-	2	100%	2
	2023	-	-	-	-	-	-	-	1	-	-	-	-	1	▲	1
General Civil - Level 2	2024	-	-	3	1	2	3	1	1	5	3	-	-	19	-37%	19
	2023	2	5	6	1	1	4	2	5	1	1	2	4	30	▼	34
General Civil - Level 3	2024	2	2	3	2	2	1	3	1	2	-	1	-	19	46%	19
	2023	4	2	1	1	-	1	1	-	-	-	3	2	13	▲	15
Miscellaneous Civil	2024	65	47	49	52	19	47	27	39	27	83	24	-	479	12%	479
	2023	31	53	61	37	26	45	38	33	26	28	51	25	429	▲	454
Misdemeanor	2024	6	9	8	6	4	14	-	12	21	7	11	-	98	18%	98
	2023	4	12	13	5	3	14	2	13	2	5	10	4	83	▲	87
Other	2024	2	9	1	5	1	6	4	9	4	6	-	-	47	24%	47
	2023	2	5	10	5	-	5	1	5	-	2	3	2	38	▲	40
Other Criminally Related Matters	2024	1	-	1	2	1	-	1	-	5	1	-	-	12	50%	12
	2023	-	1	1	-	1	1	1	1	1	-	1	2	8	▲	10
Probates/Wills & Trusts - Level 1	2024	-	-	1	-	-	1	-	-	-	-	-	-	2	100%	2
	2023	-	-	-	-	-	-	-	-	-	-	-	1	1	▲	1
Probates/Wills & Trusts - Level 2	2024	-	-	1	-	-	1	-	-	-	-	-	-	2	-67%	2
	2023	-	1	2	-	-	-	-	-	-	3	-	1	6	▼	7
Uncontested Divorce	2024	2	3	2	6	3	3	2	4	1	1	-	-	27	17%	27
	2023	1	5	-	4	4	3	1	2	-	1	2	1	23	▲	24


This report reflects the case management system. Numbers will update as reports are refreshed and posted. The case types reported may not necessitate judicial involvement.

Dashboard

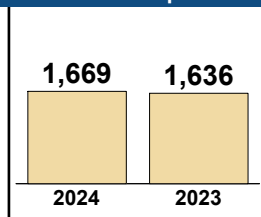
Court: Dinwiddie Circuit
Start/End Date: Jan-23 / Nov-24
2023 Average Month: 147
Jan-Nov 2023: 1,636
Dispositions Trending: ⇌

Circuit/Court ID: 11 211053
Type of Case: Dispositions
2024 Average Month: 152
Jan-Nov 2024 : 1,669
Overall AVG. Month: 149

Monthly Dispositions Summary



Jan --- Nov Dispositions



Dispositions by Division

Divisions		Jan	Feb	Mar	Apr	May	Jun	Jul	Aug	Sep	Oct	Nov	Dec	Thru Nov	% Change	Total
Total	2024	164	142	175	122	199	107	101	135	209	188	127	-	1,669	2%	1,669
	2023	161	147	227	191	138	136	118	147	100	118	153	124	1,636	▲	1,760
Civil	2024	32	23	17	32	15	16	20	14	30	20	17	-	236	8%	236
	2023	14	26	29	22	16	13	17	28	13	23	17	16	218	▲	234
Criminal	2024	59	49	67	25	100	45	26	50	123	45	41	-	630	7%	630
	2023	71	51	68	74	54	65	42	31	43	27	61	47	587	▲	634
Concealed Handgun Permits	2024	60	62	80	46	63	39	45	55	39	102	53	-	644	-5%	644
	2023	65	55	120	74	55	46	40	68	38	54	64	46	679	▼	725
Miscellaneous/ Other	2024	13	8	11	19	21	7	9	15	17	21	15	-	156	3%	156
	2023	11	15	10	21	13	12	19	20	6	14	10	15	151	▲	166
Others	2024	-	-	-	-	-	-	1	1	-	-	1	-	3	200%	3
	2023	-	-	-	-	-	-	-	-	-	-	1	-	1	▲	1

Dispositions by Case Category

Case Categories		Jan	Feb	Mar	Apr	May	Jun	Jul	Aug	Sep	Oct	Nov	Dec	Thru Nov	% Change	Total
Administrative Law	2024	-	-	-	-	-	-	-	1	-	-	-	-	1	1	1
	2023	-	-	-	-	-	-	-	-	-	-	-	-	0	↔	0
Aggravated Murder	2024	-	-	-	-	-	-	1	-	1	-	-	-	2	100%	2
	2023	-	-	-	-	-	-	-	-	-	1	-	-	1	▲	1
Contested Divorce	2024	4	3	4	3	-	-	4	2	2	1	2	-	25	47%	25
	2023	3	4	1	1	4	1	1	-	1	1	-	2	17	▲	19
Domestic and Family - Level 1	2024	4	1	1	12	1	1	2	4	-	2	-	-	28	12%	28
	2023	4	1	7	1	-	1	2	7	2	-	-	2	25	▲	27
Domestic and Family - Level 2	2024	3	-	-	3	5	2	1	1	-	2	1	-	18	-28%	18
	2023	1	1	5	1	2	1	3	1	1	7	2	1	25	▼	26
Felonies and Related Matters	2024	30	15	42	13	70	18	8	25	89	17	21	-	348	6%	348
	2023	44	35	35	52	27	37	20	22	14	9	33	26	328	▲	354
General Civil - Level 1	2024	-	-	1	2	-	-	-	-	-	-	-	-	3	3	3
	2023	1	-	-	-	-	-	-	-	-	-	-	2	0	↔	2
General Civil - Level 2	2024	9	6	4	2	3	2	6	3	5	2	5	-	47	2%	47
	2023	2	3	4	5	3	3	5	7	4	7	3	3	46	▲	49
General Civil - Level 3	2024	6	-	4	3	1	3	3	1	15	2	2	-	40	-2%	40
	2023	1	5	4	12	3	3	1	5	-	1	6	5	41	▼	46
Miscellaneous Civil	2024	75	72	89	66	82	46	53	69	54	124	65	-	795	-4%	795
	2023	73	69	132	94	67	57	60	87	45	69	73	60	826	▼	886
Misdemeanor	2024	22	25	19	9	28	20	16	20	25	25	12	-	221	6%	221
	2023	20	11	26	21	23	23	13	10	24	11	26	16	208	▲	224
Other	2024	-	1	1	-	-	-	2	1	-	2	1	-	8	14%	8
	2023	-	3	-	-	-	-	-	-	1	1	2	1	7	▲	8
Other Criminally Related Matters	2024	7	9	6	3	3	7	1	5	8	4	8	-	61	9%	61
	2023	7	7	8	1	4	5	9	2	5	6	2	5	56	▲	61
Probates/Wills & Trusts - Level 1	2024	-	1	-	1	-	-	1	-	-	-	-	-	3	3	3
	2023	-	-	-	-	-	-	-	-	-	-	-	-	0	↔	0
Probates/Wills & Trusts - Level 2	2024	-	1	2	2	-	2	1	-	4	1	2	-	15	114%	15
	2023	-	2	-	-	-	3	-	1	-	1	-	-	7	▲	7
Uncontested Divorce	2024	4	8	2	3	6	6	2	3	6	6	8	-	54	10%	54
	2023	6	6	5	3	5	2	4	5	3	4	6	1	49	▲	50

This report reflects the case management system. Numbers will update as reports are refreshed and posted. The case types reported may not necessitate judicial involvement.

CPSS-CCMS-10.11 CASELOAD STATISTICS OF THE CIRCUIT COURTS

Nottoway


January 2023 -- November 2024 Dispositions

Alexandria and Fairfax Circuit are not Included in State Totals

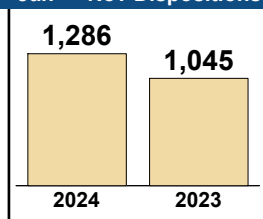
Dashboard

Court: Nottoway Circuit
Circuit/Court ID: 11 211135
Start/End Date: Jan-23 / Nov-24
Type of Case: Dispositions
2023 Average Month: 92
2024 Average Month: 117
Jan-Nov 2023: 1,045
Jan-Nov 2024 : 1,286
Dispositions Trending: ▲
Overall AVG. Month: 104

Monthly Dispositions Summary



Jan --- Nov Dispositions



Dispositions by Division

Divisions		Jan	Feb	Mar	Apr	May	Jun	Jul	Aug	Sep	Oct	Nov	Dec	Thru Nov	% Change	Total
Total	2024	120	128	145	154	118	116	69	109	156	114	57	-	1,286	23%	1,286
	2023	74	72	133	73	117	130	68	113	116	85	64	62	1,045	▲	1,107
Civil	2024	12	30	42	70	42	61	9	42	31	12	11	-	362	150%	362
	2023	16	10	14	6	15	12	22	12	15	10	13	6	145	▲	151
Criminal	2024	61	64	41	58	40	32	20	18	88	65	26	-	513	19%	513
	2023	15	20	48	31	65	75	12	57	66	30	12	28	431	▲	459
Concealed Handgun Permits	2024	36	23	42	14	26	12	24	25	24	29	12	-	267	-13%	267
	2023	31	29	48	25	25	34	19	30	17	29	19	21	306	▼	327
Miscellaneous/ Other	2024	11	11	20	12	10	11	16	24	13	8	8	-	144	-11%	144
	2023	11	13	23	10	12	9	15	14	18	16	20	7	161	▼	168
Others	2024	-	-	-	-	-	-	-	-	-	-	-	-	0	-100%	0
	2023	1	-	-	1	-	-	-	-	-	-	-	-	2	▼	2

Dispositions by Case Category

Case Categories		Jan	Feb	Mar	Apr	May	Jun	Jul	Aug	Sep	Oct	Nov	Dec	Thru Nov	% Change	Total
Administrative Law	2024	-	-	1	-	1	-	1	-	1	2	-	-	6	500%	6
	2023	-	-	-	1	-	-	-	-	-	-	-	1	1	▲	2
Aggravated Murder	2024	-	-	-	-	-	-	-	-	-	-	-	-	0	-100%	0
	2023	-	-	-	-	-	-	-	-	1	-	-	-	1	▼	1
Contested Divorce	2024	-	1	1	-	-	-	1	4	1	1	-	-	9	-18%	9
	2023	1	1	1	1	1	1	-	3	1	-	1	-	11	▼	11
Domestic and Family - Level 1	2024	1	1	4	-	-	-	-	-	1	-	-	-	7	-42%	7
	2023	-	-	-	-	-	-	5	-	6	1	-	-	12	▼	12
Domestic and Family - Level 2	2024	5	18	22	58	39	56	4	34	24	3	2	-	265	1,372%	265
	2023	2	3	-	1	4	2	-	5	1	-	-	2	18	▲	20
Felonies and Related Matters	2024	39	34	28	42	24	12	12	16	51	24	22	-	304	6%	304
	2023	11	11	27	22	29	59	7	37	55	21	8	22	287	▲	309
General Civil - Level 1	2024	-	-	-	-	-	-	-	-	-	-	-	-	0	-100%	0
	2023	-	-	-	-	-	-	1	-	-	-	-	-	1	▼	1
General Civil - Level 2	2024	2	3	6	3	1	1	1	-	1	3	5	-	26	-13%	26
	2023	2	-	5	1	1	4	3	3	4	2	5	2	30	▼	32
General Civil - Level 3	2024	2	5	6	6	1	3	3	2	2	1	3	-	34	0%	34
	2023	3	4	4	2	3	1	9	1	1	1	5	1	34	↔	35
Miscellaneous Civil	2024	42	30	58	24	32	17	30	36	34	33	16	-	352	-12%	352
	2023	40	38	62	31	35	37	28	38	26	37	30	22	402	▼	424
Misdemeanor	2024	22	28	13	14	14	20	4	2	35	5	3	-	160	47%	160
	2023	4	9	18	9	36	7	4	7	10	3	2	6	109	▲	115
Other	2024	4	4	2	2	1	4	9	12	3	3	4	-	48	-25%	48
	2023	5	4	8	4	2	6	5	4	8	9	9	5	64	▼	69
Other Criminally Related Matters	2024	-	2	-	2	2	-	4	-	2	36	1	-	49	23%	49
	2023	1	-	3	-	-	13	2	13	-	6	2	-	40	▲	40
Probates/Wills & Trusts - Level 1	2024	1	-	-	-	1	-	-	-	-	-	-	-	2	2	2
	2023	-	-	-	-	-	-	-	-	-	-	-	-	0	↔	0
Probates/Wills & Trusts - Level 2	2024	-	-	-	1	-	1	-	2	-	1	-	-	5	-44%	5
	2023	2	-	1	1	1	-	1	-	-	3	-	1	9	▼	10
Uncontested Divorce	2024	2	2	4	2	2	2	-	1	1	2	1	-	19	-27%	19
	2023	3	2	4	-	5	-	3	2	3	2	2	-	26	▼	26

This report reflects the case management system. Numbers will update as reports are refreshed and posted. The case types reported may not necessitate judicial involvement.

Dashboard		Monthly Dispositions Summary		Jan --- Nov Dispositions	
<p>Court: Powhatan Circuit Start/End Date: Jan-23 / Nov-24 2023 Average Month: 151 Jan-Nov 2023: 1,713 Dispositions Trending: ▼</p>	<p>Circuit/Court ID: 11 211145 Type of Case: Dispositions 2024 Average Month: 150 Jan-Nov 2024 : 1,647 Overall AVG. Month: 150</p>	<p>Jan 23 - Nov 24</p>		<div style="display: flex; justify-content: space-around;"> <div style="text-align: center;"> <p>1,647</p> <div style="width: 30px; height: 30px; background-color: #d9ead3; margin: 0 auto;"></div> <p>2024</p> </div> <div style="text-align: center;"> <p>1,713</p> <div style="width: 30px; height: 30px; background-color: #d9ead3; margin: 0 auto;"></div> <p>2023</p> </div> </div>	

Dispositions by Division																
Divisions		Jan	Feb	Mar	Apr	May	Jun	Jul	Aug	Sep	Oct	Nov	Dec	Thru Nov	% Change	Total
Total	2024	160	157	191	178	149	144	148	131	111	181	97	-	1,647	-4%	1,647
	2023	157	157	200	122	121	211	141	182	127	171	124	99	1,713	▼	1,812
Civil	2024	11	11	25	19	16	23	21	16	8	16	10	-	176	-11%	176
	2023	14	16	15	13	12	34	17	25	17	25	9	15	197	▼	212
Criminal	2024	19	25	46	39	25	39	24	23	15	14	6	-	275	0%	275
	2023	22	29	20	16	14	51	41	33	12	36	1	5	275	↔	280
Concealed Handgun Permits	2024	106	82	92	100	86	67	76	65	65	108	63	-	910	-2%	910
	2023	99	92	136	74	69	94	61	71	71	74	89	55	930	▼	985
Miscellaneous/ Other	2024	24	39	28	20	21	15	27	27	23	43	18	-	285	-8%	285
	2023	22	20	29	19	26	32	22	53	27	35	25	24	310	▼	334
Others	2024	-	-	-	-	1	-	-	-	-	-	-	-	1	0%	1
	2023	-	-	-	-	-	-	-	-	-	1	-	-	1	↔	1

Dispositions by Case Category																
Case Categories		Jan	Feb	Mar	Apr	May	Jun	Jul	Aug	Sep	Oct	Nov	Dec	Thru Nov	% Change	Total
Administrative Law	2024	-	-	2	-	-	1	-	-	-	-	-	-	3	3	3
	2023	-	-	-	-	-	-	-	-	-	-	-	1	0	↔	1
Contested Divorce	2024	1	-	2	3	2	4	4	3	1	3	2	-	25	9%	25
	2023	-	3	3	2	1	2	2	5	1	2	2	6	23	▲	29
Domestic and Family - Level 1	2024	2	2	2	1	3	-	2	2	-	1	-	-	15	-48%	15
	2023	2	5	1	-	1	10	3	2	-	5	-	-	29	▼	29
Domestic and Family - Level 2	2024	-	-	-	-	-	1	1	-	1	3	-	-	6	0%	6
	2023	-	-	2	1	-	1	-	-	1	-	1	-	6	↔	6
Felonies and Related Matters	2024	14	15	33	32	16	19	15	16	8	11	3	-	182	-13%	182
	2023	17	20	13	13	8	49	34	19	8	27	-	2	208	▼	210
General Civil - Level 1	2024	-	-	-	-	-	-	-	-	-	-	1	-	1	-83%	1
	2023	-	2	-	-	-	3	-	1	-	-	-	1	6	▼	7
General Civil - Level 2	2024	5	4	8	5	7	2	4	2	2	4	2	-	45	-12%	45
	2023	3	3	-	5	4	9	2	8	5	8	4	-	51	▼	51
General Civil - Level 3	2024	1	2	1	6	-	4	6	-	1	3	1	-	25	-17%	25
	2023	3	1	2	-	3	12	1	2	-	3	3	4	30	▼	34
Miscellaneous Civil	2024	124	100	114	110	100	75	95	78	80	128	73	-	1,077	-4%	1,077
	2023	115	102	148	85	81	117	79	107	90	94	104	71	1,122	▼	1,193
Misdemeanor	2024	5	8	14	7	5	13	5	5	7	3	3	-	75	19%	75
	2023	5	9	4	2	6	2	6	13	5	10	1	2	63	▲	65
Other	2024	4	16	6	8	7	7	8	14	8	19	7	-	104	16%	104
	2023	3	8	16	7	11	4	4	10	8	13	6	5	90	▲	95
Other Criminally Related Matters	2024	-	3	-	-	6	7	4	2	-	-	-	-	22	267%	22
	2023	-	-	3	1	-	-	1	1	-	-	-	2	6	▲	8
Probates/Wills & Trusts - Level 2	2024	1	-	-	2	-	-	1	2	-	-	-	-	6	-45%	6
	2023	2	3	1	1	-	-	-	1	2	1	-	1	11	▼	12
Protective Orders	2024	-	-	1	-	-	-	-	-	-	-	-	-	1	1	1
	2023	-	-	-	-	-	-	-	-	-	-	-	-	0	↔	0
Uncontested Divorce	2024	3	7	8	4	3	11	3	7	3	6	5	-	60	-12%	60
	2023	7	1	7	5	6	2	9	13	7	8	3	4	68	▼	72

This report reflects the case management system. Numbers will update as reports are refreshed and posted. The case types reported may not necessitate judicial involvement.

CPSS-CCMS-10.11 CASELOAD STATISTICS OF THE CIRCUIT COURTS

Petersburg

January 2023 -- November 2024 Dispositions

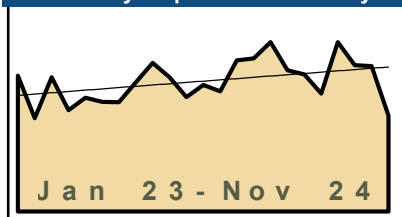
Alexandria and Fairfax Circuit are not Included in State Totals

Dashboard

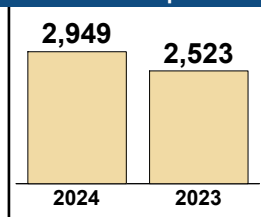
Court: Petersburg Circuit
Start/End Date: Jan-23 / Nov-24
2023 Average Month: 230
Jan-Nov 2023: 2,523
Dispositions Trending: ▲

Circuit/Court ID: 11 211730
Type of Case: Dispositions
2024 Average Month: 268
Jan-Nov 2024 : 2,949
Overall AVG. Month: 248

Monthly Dispositions Summary



Jan --- Nov Dispositions



Dispositions by Division

Divisions		Jan	Feb	Mar	Apr	May	Jun	Jul	Aug	Sep	Oct	Nov	Dec	Thru Nov	% Change	Total
Total	2024	229	288	292	323	269	261	225	323	279	277	183	-	2,949	17%	2,949
	2023	259	178	256	193	217	209	208	246	283	256	218	241	2,523	▲	2,764
Civil	2024	39	40	51	50	32	44	26	43	46	43	38	-	452	18%	452
	2023	39	21	20	39	42	36	40	41	24	33	47	23	382	▲	405
Criminal	2024	105	168	131	162	126	138	128	171	168	172	91	-	1,560	0%	1,560
	2023	148	121	166	94	126	127	117	165	206	169	125	142	1,564	▼	1,706
Concealed Handgun Permits	2024	7	29	29	34	32	24	33	48	15	16	9	-	276	-8%	276
	2023	45	13	46	24	20	19	30	20	37	16	30	50	300	▼	350
Miscellaneous/ Other	2024	77	51	79	76	79	55	38	60	50	46	44	-	655	144%	655
	2023	27	20	24	36	27	27	20	19	16	36	16	26	268	▲	294
Others	2024	1	-	2	1	-	-	-	1	-	-	1	-	6	-33%	6
	2023	-	3	-	-	2	-	-	1	1	-	2	-	9	▼	9

Dispositions by Case Category

Case Categories		Jan	Feb	Mar	Apr	May	Jun	Jul	Aug	Sep	Oct	Nov	Dec	Thru Nov	% Change	Total
Administrative Law	2024	1	2	-	2	1	-	-	1	1	-	-	-	8	700%	8
	2023	-	-	-	1	-	-	-	-	-	-	-	-	1	▲	1
Aggravated Murder	2024	-	-	-	-	-	1	-	-	-	-	-	-	1	1	1
	2023	-	-	-	-	-	-	-	-	-	-	-	-	0	↔	0
Contested Divorce	2024	3	4	2	1	2	4	3	3	3	2	1	-	28	12%	28
	2023	1	2	1	2	-	2	8	1	2	4	2	-	25	▲	25
Domestic and Family - Level 1	2024	-	5	12	1	2	2	1	-	4	3	2	-	32	113%	32
	2023	2	-	1	1	-	-	3	-	1	-	7	-	15	▲	15
Domestic and Family - Level 2	2024	-	-	2	-	-	-	2	-	4	1	1	-	10	11%	10
	2023	-	2	-	-	1	-	1	2	1	2	-	1	9	▲	10
Felonies and Related Matters	2024	61	99	72	103	39	77	86	91	95	100	41	-	864	-11%	864
	2023	95	80	103	58	93	86	65	88	118	109	71	88	966	▼	1,054
General Civil - Level 1	2024	1	-	1	1	1	2	-	-	-	1	3	-	10	-38%	10
	2023	1	-	-	2	-	2	3	4	1	-	3	1	16	▼	17
General Civil - Level 2	2024	10	10	10	12	9	6	5	14	9	6	9	-	100	-15%	100
	2023	18	10	3	15	10	13	9	13	8	7	12	10	118	▼	128
General Civil - Level 3	2024	22	15	13	29	9	18	8	17	19	28	9	-	187	44%	187
	2023	11	5	9	8	17	15	12	15	5	15	18	7	130	▲	137
Miscellaneous Civil	2024	23	46	49	53	53	40	49	63	36	34	30	-	476	-4%	476
	2023	62	29	66	54	41	39	48	33	47	42	35	62	496	▼	558
Misdemeanor	2024	39	51	53	42	49	49	30	70	39	46	32	-	500	16%	500
	2023	45	26	47	23	37	20	28	55	72	51	28	40	432	▲	472
Other	2024	59	31	62	55	57	40	22	44	27	27	24	-	448	659%	448
	2023	7	4	3	3	5	4	1	5	5	11	11	11	59	▲	70
Other Criminally Related Matters	2024	6	18	9	18	40	11	12	12	34	26	20	-	206	12%	206
	2023	10	15	16	15	7	21	25	23	17	9	26	14	184	▲	198
Probates/Wills & Trusts - Level 1	2024	-	-	-	-	-	1	-	-	-	-	-	-	1	1	1
	2023	-	-	-	-	-	-	-	-	-	-	-	-	0	↔	0
Probates/Wills & Trusts - Level 2	2024	1	-	-	3	1	5	2	1	1	2	7	-	23	28%	23
	2023	2	2	2	3	2	-	1	1	1	3	1	-	18	▲	18
Protective Orders	2024	-	-	-	-	-	-	-	1	-	-	-	-	1	1	1
	2023	-	-	-	-	-	-	-	-	-	-	-	1	0	↔	1
Uncontested Divorce	2024	3	7	7	3	6	5	5	6	7	1	4	-	54	0%	54
	2023	5	3	5	8	4	7	4	6	5	3	4	6	54	↔	60

This report reflects the case management system. Numbers will update as reports are refreshed and posted. The case types reported may not necessitate judicial involvement.

Dashboard		Monthly Dispositions Summary		Jan --- Nov Dispositions					
<p>Court: Chesterfield Circuit Start/End Date: Jan-23 / Nov-24 2023 Average Month: 1,777 Jan-Nov 2023: 19,775 Dispositions Trending: ▼</p>	<p>Circuit/Court ID: 12 212041 Type of Case: Dispositions 2024 Average Month: 1,741 Jan-Nov 2024 : 19,153 Overall AVG. Month: 1,760</p>	<p style="text-align: center; font-weight: bold;">Jan 23 - Nov 24</p>		<table style="margin: auto;"> <tr> <td style="text-align: center; width: 50px;">19,153</td> <td style="text-align: center; width: 50px;">19,775</td> </tr> <tr> <td style="text-align: center; width: 50px;">2024</td> <td style="text-align: center; width: 50px;">2023</td> </tr> </table>		19,153	19,775	2024	2023
19,153	19,775								
2024	2023								

Dispositions by Division																
Divisions		Jan	Feb	Mar	Apr	May	Jun	Jul	Aug	Sep	Oct	Nov	Dec	Thru Nov	% Change	Total
Total	2024	1,951	1,773	1,841	2,098	1,706	1,528	1,850	1,738	1,495	1,852	1,321	-	19,153	-3%	19,153
	2023	1,818	1,788	2,169	1,829	2,054	1,757	1,619	1,848	1,573	1,713	1,607	1,546	19,775	▼	21,321
Civil	2024	240	174	212	268	236	170	220	233	209	310	155	-	2,427	1%	2,427
	2023	221	178	246	191	278	216	241	206	183	251	197	188	2,408	▲	2,596
Criminal	2024	466	440	396	444	331	416	459	322	359	325	326	-	4,284	-2%	4,284
	2023	370	364	446	309	434	480	325	409	358	459	407	364	4,361	▼	4,725
Concealed Handgun Permits	2024	502	455	511	624	443	278	524	417	364	561	326	-	5,005	-13%	5,005
	2023	588	606	716	649	541	410	449	516	394	418	451	423	5,738	▼	6,161
Miscellaneous/ Other	2024	741	704	718	759	696	660	646	764	560	654	511	-	7,413	2%	7,413
	2023	639	640	760	679	800	650	604	713	638	584	547	569	7,254	▲	7,823
Others	2024	2	-	4	3	-	4	1	2	3	2	3	-	24	71%	24
	2023	-	-	1	1	1	1	-	4	-	1	5	2	14	▲	16

Dispositions by Case Category																
Case Categories		Jan	Feb	Mar	Apr	May	Jun	Jul	Aug	Sep	Oct	Nov	Dec	Thru Nov	% Change	Total
Administrative Law	2024	4	1	1	-	1	1	-	2	1	2	-	-	13	-24%	13
	2023	-	1	-	2	3	1	1	2	1	5	1	2	17	▼	19
Aggravated Murder	2024	-	-	-	-	-	-	-	-	2	-	-	-	2	0%	2
	2023	-	-	-	-	-	-	-	1	1	-	-	-	2	↔	2
Contested Divorce	2024	27	10	26	36	28	14	33	30	21	37	13	-	275	-4%	275
	2023	35	27	24	27	38	23	28	24	16	21	24	17	287	▼	304
Domestic and Family - Level 1	2024	39	30	24	23	23	11	31	20	28	34	31	-	294	9%	294
	2023	30	12	27	24	28	18	28	30	14	30	28	19	269	▲	288
Domestic and Family - Level 2	2024	5	6	13	4	5	6	4	16	4	3	5	-	71	-12%	71
	2023	7	7	7	6	9	4	6	12	4	10	9	5	81	▼	86
Felonies and Related Matters	2024	318	288	270	287	235	287	295	202	237	227	205	-	2,851	1%	2,851
	2023	220	257	291	198	272	290	229	282	221	312	257	242	2,829	▲	3,071
General Civil - Level 1	2024	2	2	3	-	3	3	3	1	1	-	1	-	19	-5%	19
	2023	1	-	-	2	4	1	3	4	2	2	1	1	20	▼	21
General Civil - Level 2	2024	67	47	78	75	67	56	72	69	60	106	39	-	736	15%	736
	2023	49	39	70	39	64	73	76	52	56	79	44	66	641	▲	707
General Civil - Level 3	2024	23	19	18	33	16	30	26	18	18	14	17	-	232	-10%	232
	2023	12	19	25	34	23	14	24	22	31	25	30	18	259	▼	277
Miscellaneous Civil	2024	679	625	706	842	592	443	682	599	519	794	483	-	6,964	-6%	6,964
	2023	758	734	882	777	716	530	634	679	532	575	578	602	7,395	▼	7,997
Misdemeanor	2024	120	121	95	127	72	116	129	92	99	88	90	-	1,149	-5%	1,149
	2023	113	83	113	79	139	152	78	94	110	131	123	97	1,215	▼	1,312
Other	2024	563	537	520	542	547	486	480	576	411	421	353	-	5,436	-3%	5,436
	2023	474	512	597	544	634	532	418	553	502	423	424	379	5,613	▼	5,992
Other Criminally Related Matters	2024	31	31	31	30	28	15	37	28	22	16	32	-	301	-16%	301
	2023	40	24	44	34	37	42	19	35	27	27	29	27	358	▼	385
Probates/Wills & Trusts - Level 1	2024	2	1	-	1	-	1	-	3	1	3	2	-	14	17%	14
	2023	1	1	3	1	1	3	-	-	1	1	-	-	12	▲	12
Probates/Wills & Trusts - Level 2	2024	6	11	6	18	10	7	7	14	13	16	6	-	114	-1%	114
	2023	9	8	12	16	11	20	11	6	7	6	9	11	115	▼	126
Protective Orders	2024	-	-	3	1	-	2	1	3	1	-	2	-	13	-35%	13
	2023	3	2	-	4	-	5	-	-	2	3	1	1	20	▼	21
Uncontested Divorce	2024	65	44	47	79	79	50	50	65	57	91	42	-	669	4%	669
	2023	66	62	74	42	75	49	64	52	46	63	49	59	642	▲	701

This report reflects the case management system. Numbers will update as reports are refreshed and posted. The case types reported may not necessitate judicial involvement.

Dashboard		Monthly Dispositions Summary		Jan --- Nov Dispositions	
<p>Court: Colonial Heights Circuit Start/End Date: Jan-23 / Nov-24 2023 Average Month: 116 Jan-Nov 2023: 1,295 Dispositions Trending: ▼</p>	<p>Circuit/Court ID: 12 212570 Type of Case: Dispositions 2024 Average Month: 106 Jan-Nov 2024 : 1,171 Overall AVG. Month: 111</p>	<p>Jan 23 - Nov 24</p>		<p>2024: 1,171 2023: 1,295</p>	

Dispositions by Division																
Divisions		Jan	Feb	Mar	Apr	May	Jun	Jul	Aug	Sep	Oct	Nov	Dec	Thru Nov	% Change	Total
Total	2024	138	90	139	171	84	87	110	96	95	102	59	-	1,171	-10%	1,171
	2023	133	148	140	116	120	124	105	104	107	110	88	96	1,295	▼	1,391
Civil	2024	16	7	13	14	10	8	15	5	17	8	12	-	125	21%	125
	2023	10	12	5	16	9	10	6	6	5	18	6	2	103	▲	105
Criminal	2024	79	53	75	92	57	49	48	56	44	73	25	-	651	-10%	651
	2023	71	62	88	46	68	70	57	62	84	58	56	66	722	▼	788
Concealed Handgun Permits	2024	22	22	41	35	8	22	36	26	23	12	11	-	258	-18%	258
	2023	33	47	31	42	29	30	20	26	14	21	22	25	315	▼	340
Miscellaneous/ Other	2024	21	8	10	30	9	8	11	9	11	9	11	-	137	-12%	137
	2023	19	27	16	12	14	14	22	10	4	13	4	3	155	▼	158

Dispositions by Case Category																
Case Categories		Jan	Feb	Mar	Apr	May	Jun	Jul	Aug	Sep	Oct	Nov	Dec	Thru Nov	% Change	Total
Administrative Law	2024	-	-	-	-	-	1	-	-	-	-	1	-	2	100%	2
	2023	-	-	-	-	-	1	-	-	-	-	-	-	1	▲	1
Contested Divorce	2024	2	2	-	-	-	1	2	-	4	1	2	-	14	27%	14
	2023	2	1	-	3	-	1	-	2	-	2	-	-	11	▲	11
Domestic and Family - Level 1	2024	7	1	1	2	1	1	1	2	-	1	2	-	19	171%	19
	2023	3	-	-	1	-	-	-	-	-	3	-	-	7	▲	7
Domestic and Family - Level 2	2024	-	-	-	2	-	1	-	2	1	-	-	-	6	-33%	6
	2023	1	2	-	-	-	-	1	1	-	3	1	-	9	▼	9
Felonies and Related Matters	2024	59	31	58	59	46	35	37	41	34	55	11	-	466	-10%	466
	2023	53	43	61	24	54	52	42	39	60	41	46	56	515	▼	571
General Civil - Level 1	2024	1	-	-	1	-	-	-	-	2	-	-	-	4	100%	4
	2023	-	-	-	-	1	-	1	-	-	-	-	-	2	▲	2
General Civil - Level 2	2024	2	2	2	1	6	-	2	-	4	4	2	-	25	19%	25
	2023	2	5	2	1	-	1	5	1	1	-	3	-	21	▲	21
General Civil - Level 3	2024	1	-	5	5	2	1	4	4	1	-	1	-	24	41%	24
	2023	1	1	1	1	3	1	5	2	-	1	1	-	17	▲	17
Miscellaneous Civil	2024	43	28	48	61	14	29	46	29	31	20	21	-	370	-8%	370
	2023	41	63	36	51	38	35	32	34	17	34	23	28	404	▼	432
Misdemeanor	2024	18	21	10	27	10	12	9	11	9	16	11	-	154	-10%	154
	2023	16	17	19	18	11	13	12	21	19	17	8	9	171	▼	180
Other	2024	-	-	3	-	-	-	-	2	1	-	1	-	7	-85%	7
	2023	9	8	8	4	5	9	2	-	-	-	1	-	46	▼	46
Other Criminally Related Matters	2024	2	1	7	6	1	2	2	4	2	2	3	-	32	-24%	32
	2023	2	3	8	4	3	5	3	2	5	3	4	1	42	▼	43
Probates/Wills & Trusts - Level 1	2024	-	-	-	1	-	-	-	-	-	-	-	-	1	0%	1
	2023	-	-	1	-	-	-	-	-	-	-	-	-	1	↔	1
Probates/Wills & Trusts - Level 2	2024	-	-	1	1	-	1	-	-	1	-	-	-	4	-56%	4
	2023	1	-	1	2	2	1	-	-	-	1	1	1	9	▼	10
Protective Orders	2024	-	-	-	-	-	-	-	-	-	-	1	-	1	-86%	1
	2023	-	-	2	1	-	1	1	1	1	-	-	1	7	▼	8
Uncontested Divorce	2024	3	4	4	5	4	3	7	1	5	3	3	-	42	31%	42
	2023	2	5	1	6	3	4	1	1	4	5	-	-	32	▲	32

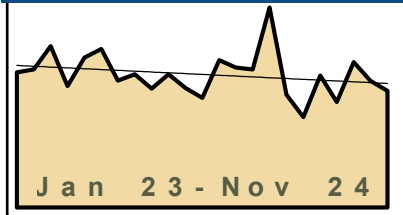
This report reflects the case management system. Numbers will update as reports are refreshed and posted. The case types reported may not necessitate judicial involvement.

Dashboard

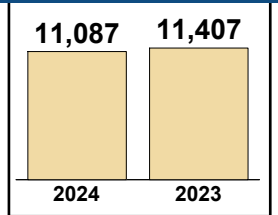
Court: Richmond Circuit
Start/End Date: Jan-23 / Nov-24
2023 Average Month: 1,020
Jan-Nov 2023: 11,407
Dispositions Trending: ▼

Circuit/Court ID: 13 213760
Type of Case: Dispositions
2024 Average Month: 1,008
Jan-Nov 2024 : 11,087
Overall AVG. Month: 1,014

Monthly Dispositions Summary



Jan --- Nov Dispositions



Dispositions by Division

Divisions		Jan	Feb	Mar	Apr	May	Jun	Jul	Aug	Sep	Oct	Nov	Dec	Thru Nov	% Change	Total
Total	2024	1,122	1,066	1,052	1,524	861	689	1,006	803	1,109	965	890	-	11,087	-3%	11,087
	2023	1,030	1,053	1,230	925	1,142	1,208	967	1,017	906	1,017	912	835	11,407	▼	12,242
Civil	2024	195	275	227	427	158	134	195	137	189	215	153	-	2,305	19%	2,305
	2023	186	158	234	126	190	194	157	162	151	172	208	123	1,938	▲	2,061
Criminal	2024	358	312	303	397	249	250	277	327	316	288	268	-	3,345	-15%	3,345
	2023	423	368	428	393	321	380	336	371	344	319	259	321	3,942	▼	4,263
Concealed Handgun Permits	2024	167	83	114	163	92	56	204	28	196	57	191	-	1,351	-8%	1,351
	2023	65	164	174	118	184	260	87	103	92	128	94	81	1,469	▼	1,550
Miscellaneous/ Other	2024	401	396	406	535	358	245	328	309	406	398	276	-	4,058	1%	4,058
	2023	353	360	390	287	446	373	387	379	316	396	350	309	4,037	▲	4,346
Others	2024	1	-	2	2	4	4	2	2	2	7	2	-	28	33%	28
	2023	3	3	4	1	1	1	-	2	3	2	1	1	21	▲	22

Dispositions by Case Category

Case Categories		Jan	Feb	Mar	Apr	May	Jun	Jul	Aug	Sep	Oct	Nov	Dec	Thru Nov	% Change	Total
Administrative Law	2024	3	5	4	29	1	1	5	2	1	3	1	-	55	104%	55
	2023	-	2	3	-	3	4	3	1	-	6	5	1	27	▲	28
Aggravated Murder	2024	-	-	1	-	-	-	-	-	1	-	-	-	2	0%	2
	2023	-	-	-	-	-	-	-	-	2	-	-	-	2	↔	2
Contested Divorce	2024	10	9	15	28	10	8	14	10	4	11	10	-	129	14%	129
	2023	13	7	13	5	14	13	14	10	7	10	7	5	113	▲	118
Domestic and Family - Level 1	2024	8	13	15	30	4	12	8	10	14	10	5	-	129	-3%	129
	2023	4	10	16	12	12	15	10	11	20	14	9	4	133	▼	137
Domestic and Family - Level 2	2024	16	16	15	21	9	7	15	2	4	15	5	-	125	-17%	125
	2023	17	11	16	10	15	20	6	20	16	5	14	12	150	▼	162
Felonies and Related Matters	2024	265	248	224	316	187	191	191	253	249	237	212	-	2,573	-18%	2,573
	2023	367	304	332	323	245	309	264	281	251	249	206	257	3,131	▼	3,388
General Civil	2024	-	-	-	2	-	-	-	-	-	1	-	-	3	3	3
	2023	-	-	-	-	-	-	-	-	-	-	-	-	0	↔	0
General Civil - Level 1	2024	3	13	10	17	4	5	6	2	5	8	5	-	78	77%	78
	2023	6	5	4	3	-	6	4	3	1	5	7	6	44	▲	50
General Civil - Level 2	2024	109	159	121	209	83	63	95	79	119	111	92	-	1,240	37%	1,240
	2023	87	71	79	70	88	82	71	57	78	95	129	70	907	▲	977
General Civil - Level 3	2024	55	32	39	56	22	19	40	27	44	27	30	-	391	-11%	391
	2023	40	48	78	26	32	43	25	54	23	38	32	23	439	▼	462
Miscellaneous Civil	2024	324	227	266	385	220	164	326	130	373	197	339	-	2,951	0%	2,951
	2023	183	286	324	205	378	375	260	222	222	255	248	164	2,958	▼	3,122
Misdemeanor	2024	65	33	53	56	38	41	45	41	55	31	35	-	493	-4%	493
	2023	32	46	63	42	52	40	41	52	64	46	37	42	515	▼	557
Other	2024	202	229	217	265	224	131	191	191	202	256	119	-	2,227	-6%	2,227
	2023	222	227	230	182	239	240	204	247	174	235	181	209	2,381	▼	2,590
Other Criminally Related Matters	2024	33	41	34	41	32	22	48	41	17	27	25	-	361	2%	361
	2023	27	26	37	34	28	38	36	44	31	29	23	22	353	▲	375
Probates/Wills & Trusts - Level 1	2024	-	-	-	2	-	2	-	-	-	-	-	-	4	300%	4
	2023	-	-	-	-	-	-	-	-	1	-	-	1	1	▲	2
Probates/Wills & Trusts - Level 2	2024	3	2	7	1	1	2	-	1	5	3	1	-	26	86%	26
	2023	2	-	3	-	2	1	1	1	-	3	1	4	14	▲	18
Uncontested Divorce	2024	26	39	31	66	26	21	22	14	16	28	11	-	300	26%	300
	2023	30	10	32	13	34	22	28	14	16	27	13	15	239	▲	254

This report reflects the case management system. Numbers will update as reports are refreshed and posted. The case types reported may not necessitate judicial involvement.

Dashboard		Monthly Dispositions Summary		Jan --- Nov Dispositions					
<p>Court: Henrico Circuit Start/End Date: Jan-23 / Nov-24 2023 Average Month: 1,311 Jan-Nov 2023: 14,679 Dispositions Trending: ▼</p>	<p>Circuit/Court ID: 14 214087 Type of Case: Dispositions 2024 Average Month: 1,226 Jan-Nov 2024 : 13,481 Overall AVG. Month: 1,270</p>			<table border="1" style="margin: auto;"> <tr> <td style="text-align: center; width: 50px;">13,481</td> <td style="text-align: center; width: 50px;">14,679</td> </tr> <tr> <td style="text-align: center;">2024</td> <td style="text-align: center;">2023</td> </tr> </table>		13,481	14,679	2024	2023
13,481	14,679								
2024	2023								


Dispositions by Division																
Divisions		Jan	Feb	Mar	Apr	May	Jun	Jul	Aug	Sep	Oct	Nov	Dec	Thru Nov	% Change	Total
Total	2024	1,334	1,259	1,228	1,175	1,146	1,020	1,304	1,206	1,373	1,294	1,142	-	13,481	-8%	13,481
	2023	1,615	1,554	1,667	1,236	1,126	1,277	1,398	1,445	1,086	1,280	995	1,049	14,679	▼	15,728
Civil	2024	239	206	193	180	186	155	186	179	192	176	141	-	2,033	-12%	2,033
	2023	372	390	172	148	174	249	165	187	148	173	140	131	2,318	▼	2,449
Criminal	2024	503	478	507	520	462	425	503	493	635	558	439	-	5,523	1%	5,523
	2023	527	508	642	498	430	474	513	566	472	435	405	503	5,470	▲	5,973
Concealed Handgun Permits	2024	373	303	334	294	263	263	297	259	304	309	289	-	3,288	-4%	3,288
	2023	385	340	433	300	296	277	260	271	241	325	282	235	3,410	▼	3,645
Miscellaneous/ Other	2024	217	268	190	175	232	173	313	273	238	249	272	-	2,600	-25%	2,600
	2023	327	315	418	289	219	272	459	418	223	344	166	178	3,450	▼	3,628
Others	2024	2	4	4	6	3	4	5	2	4	2	1	-	37	19%	37
	2023	4	1	2	1	7	5	1	3	2	3	2	2	31	▲	33

Dispositions by Case Category																
Case Categories		Jan	Feb	Mar	Apr	May	Jun	Jul	Aug	Sep	Oct	Nov	Dec	Thru Nov	% Change	Total
Administrative Law	2024	-	5	3	-	-	-	1	1	4	4	2	-	20	-5%	20
	2023	3	6	1	1	-	5	2	-	1	1	1	-	21	▼	21
Aggravated Murder	2024	-	-	-	-	4	-	-	-	-	1	1	-	6	6	6
	2023	-	-	-	-	-	-	-	-	-	-	-	-	0	↔	0
Contested Divorce	2024	30	29	24	19	24	25	22	16	25	18	22	-	254	-16%	254
	2023	42	52	26	20	23	31	26	30	18	20	14	19	302	▼	321
Domestic and Family - Level 1	2024	11	14	10	18	14	10	15	18	11	5	8	-	134	-15%	134
	2023	14	17	12	10	32	13	12	17	15	11	4	13	157	▼	170
Domestic and Family - Level 2	2024	4	3	8	5	4	2	7	6	5	8	5	-	57	-15%	57
	2023	14	14	5	5	6	5	2	3	3	9	1	2	67	▼	69
Felonies and Related Matters	2024	322	332	328	349	283	286	298	317	447	369	252	-	3,583	0%	3,583
	2023	340	348	430	354	267	322	320	366	299	287	250	357	3,583	↔	3,940
General Civil	2024	-	-	-	-	-	-	-	-	-	-	-	-	0	-100%	0
	2023	-	-	-	-	-	-	-	-	-	-	-	-	1	▼	1
General Civil - Level 1	2024	1	4	5	2	2	5	2	4	4	3	5	-	37	-21%	37
	2023	12	7	2	3	4	3	4	5	2	2	3	5	47	▼	52
General Civil - Level 2	2024	98	72	71	75	71	60	59	53	69	71	50	-	749	-10%	749
	2023	145	157	62	45	54	91	59	62	49	52	55	33	831	▼	864
General Civil - Level 3	2024	25	15	29	15	23	13	16	27	19	23	23	-	228	-14%	228
	2023	48	34	23	21	16	28	21	11	16	31	15	9	264	▼	273
Miscellaneous Civil	2024	568	552	504	449	480	427	593	525	525	548	531	-	5,702	-14%	5,702
	2023	654	606	825	580	500	533	697	676	455	659	422	409	6,607	▼	7,016
Misdemeanor	2024	143	124	141	127	125	108	158	161	157	151	138	-	1,533	5%	1,533
	2023	153	128	158	118	119	117	152	150	127	112	120	116	1,454	▲	1,570
Other	2024	8	9	7	13	10	4	7	4	6	9	4	-	81	-32%	81
	2023	23	18	9	4	13	9	3	4	7	4	25	5	119	▼	124
Other Criminally Related Matters	2024	45	32	46	44	52	31	54	18	33	38	55	-	448	-4%	448
	2023	43	34	58	28	46	36	43	55	47	36	43	30	469	▼	499
Probates/Wills & Trusts - Level 1	2024	2	1	3	2	3	-	-	-	1	1	1	-	14	100%	14
	2023	2	-	1	-	1	1	-	1	-	-	1	1	7	▲	8
Probates/Wills & Trusts - Level 2	2024	6	7	5	5	2	9	8	5	5	5	7	-	64	-36%	64
	2023	16	15	8	5	2	13	8	14	6	6	7	3	100	▼	103
Protective Orders	2024	-	-	1	-	-	-	-	-	-	-	-	-	1	0%	1
	2023	-	-	-	-	-	-	-	-	-	-	-	-	1	↔	1
Uncontested Divorce	2024	71	60	43	52	49	40	64	51	62	40	38	-	570	-12%	570
	2023	106	118	47	42	43	70	49	51	41	49	33	47	649	▼	696

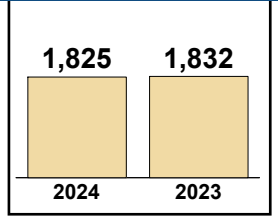
Dashboard

Court: Caroline Circuit **Circuit/Court ID:** 15 215033
Start/End Date: Jan-23 / Nov-24 **Type of Case:** Dispositions
2023 Average Month: 165 **2024 Average Month:** 166
Jan-Nov 2023: 1,832 **Jan-Nov 2024 :** 1,825
Dispositions Trending: ⇄ **Overall AVG. Month:** 165

Monthly Dispositions Summary



Jan --- Nov Dispositions




Dispositions by Division

Divisions		Jan	Feb	Mar	Apr	May	Jun	Jul	Aug	Sep	Oct	Nov	Dec	Thru Nov	% Change	Total
Total	2024	196	140	194	227	140	157	152	140	203	158	118	-	1,825	0%	1,825
	2023	190	164	169	179	131	122	121	193	191	189	183	143	1,832	▼	1,975
Civil	2024	20	10	12	22	21	15	35	41	16	38	18	-	248	23%	248
	2023	30	10	15	8	10	31	19	14	25	12	27	14	201	▲	215
Criminal	2024	84	46	72	83	44	79	50	35	109	39	47	-	688	10%	688
	2023	65	70	48	46	33	31	50	57	98	65	62	55	625	▲	680
Concealed Handgun Permits	2024	48	70	68	76	42	43	40	42	62	61	35	-	587	-12%	587
	2023	59	60	88	72	65	45	39	58	50	71	59	54	666	▼	720
Miscellaneous/ Other	2024	44	14	42	46	33	20	27	21	16	20	18	-	301	-10%	301
	2023	36	24	18	48	23	15	13	64	18	41	34	20	334	▼	354
Others	2024	-	-	-	-	-	-	-	1	-	-	-	-	1	-83%	1
	2023	-	-	-	5	-	-	-	-	-	-	-	1	6	▼	6

Dispositions by Case Category

Case Categories		Jan	Feb	Mar	Apr	May	Jun	Jul	Aug	Sep	Oct	Nov	Dec	Thru Nov	% Change	Total
Administrative Law	2024	-	-	-	-	-	-	2	-	-	-	-	-	2	100%	2
	2023	-	-	-	-	-	-	-	-	1	-	-	-	1	▲	1
Contested Divorce	2024	3	1	-	2	3	4	4	1	5	4	1	-	28	47%	28
	2023	2	1	4	-	-	1	1	3	1	2	4	4	19	▲	23
Domestic and Family - Level 1	2024	5	-	-	4	4	3	1	3	6	8	4	-	38	138%	38
	2023	-	1	-	-	1	6	-	3	2	1	2	3	16	▲	19
Domestic and Family - Level 2	2024	1	2	5	2	1	-	-	1	-	4	1	-	17	-58%	17
	2023	15	-	-	-	3	12	8	-	-	2	-	-	40	▼	40
Felonies and Related Matters	2024	60	24	49	43	26	53	29	13	55	20	36	-	408	9%	408
	2023	36	37	35	26	16	13	33	39	60	39	42	32	376	▲	408
General Civil - Level 1	2024	-	-	-	-	-	-	-	-	-	-	-	-	0	-100%	0
	2023	2	-	-	-	-	-	-	1	-	-	-	-	3	▼	3
General Civil - Level 2	2024	6	3	3	6	5	3	11	9	4	4	4	-	58	18%	58
	2023	5	5	8	3	1	6	5	2	3	1	10	5	49	▲	54
General Civil - Level 3	2024	1	1	4	2	2	3	4	15	-	11	3	-	46	39%	46
	2023	5	-	1	1	2	2	1	1	10	2	10	-	33	▲	33
Miscellaneous Civil	2024	69	84	83	97	54	56	62	61	77	79	53	-	775	-10%	775
	2023	79	77	103	79	87	60	52	78	68	91	84	72	858	▼	930
Misdemeanor	2024	18	19	17	31	14	21	17	17	48	17	11	-	230	15%	230
	2023	26	25	10	9	14	10	12	18	33	24	19	21	200	▲	221
Other	2024	24	-	26	25	20	6	2	2	-	-	-	-	105	-22%	105
	2023	12	7	2	46	1	-	1	44	1	18	2	-	134	▼	134
Other Criminally Related Matters	2024	6	3	6	9	4	5	4	5	6	2	-	-	50	2%	50
	2023	3	8	3	11	3	8	5	-	5	2	1	2	49	▲	51
Probates/Wills & Trusts - Level 1	2024	-	-	-	-	1	-	1	2	-	-	-	-	4	300%	4
	2023	-	-	-	-	1	-	-	-	-	-	-	-	1	▲	1
Probates/Wills & Trusts - Level 2	2024	1	-	-	1	2	-	1	3	-	-	-	-	8	60%	8
	2023	1	-	-	-	-	-	-	2	1	-	1	1	5	▲	6
Uncontested Divorce	2024	2	3	1	5	4	3	14	8	2	9	5	-	56	17%	56
	2023	4	3	3	4	2	6	3	2	6	7	8	3	48	▲	51

Dashboard		Monthly Dispositions Summary		Jan --- Nov Dispositions					
<p>Court: Essex Circuit Start/End Date: Jan-23 / Nov-24 2023 Average Month: 57 Jan-Nov 2023: 647 Dispositions Trending: ▼</p>	<p>Circuit/Court ID: 15 215057 Type of Case: Dispositions 2024 Average Month: 57 Jan-Nov 2024 : 622 Overall AVG. Month: 57</p>			<table border="1" style="margin: auto;"> <tr> <td style="text-align: center; width: 50px;">622</td> <td style="text-align: center; width: 50px;">647</td> </tr> <tr> <td style="text-align: center;">2024</td> <td style="text-align: center;">2023</td> </tr> </table>		622	647	2024	2023
622	647								
2024	2023								

Dispositions by Division																
Divisions		Jan	Feb	Mar	Apr	May	Jun	Jul	Aug	Sep	Oct	Nov	Dec	Thru Nov	% Change	Total
Total	2024	76	44	87	49	64	37	39	57	53	72	44	-	622	-4%	622
	2023	134	48	79	73	37	48	34	40	50	62	42	34	647	▼	681
Civil	2024	5	4	10	8	13	6	8	2	8	4	5	-	73	-10%	73
	2023	15	5	3	14	8	6	8	4	7	6	5	1	81	▼	82
Criminal	2024	28	7	37	17	23	3	5	28	27	22	16	-	213	8%	213
	2023	81	-	25	28	7	7	6	10	10	18	6	15	198	▲	213
Concealed Handgun Permits	2024	24	18	23	13	21	16	11	12	8	26	17	-	189	-17%	189
	2023	25	22	31	23	8	23	17	13	20	26	19	11	227	▼	238
Miscellaneous/ Other	2024	19	15	17	11	7	12	15	15	10	20	6	-	147	5%	147
	2023	13	20	20	8	14	12	3	13	13	12	12	7	140	▲	147
Others	2024	-	-	-	-	-	-	-	-	-	-	-	-	0	-100%	0
	2023	-	1	-	-	-	-	-	-	-	-	-	-	1	▼	1

Dispositions by Case Category																
Case Categories		Jan	Feb	Mar	Apr	May	Jun	Jul	Aug	Sep	Oct	Nov	Dec	Thru Nov	% Change	Total
Contested Divorce	2024	1	1	1	1	-	2	-	-	-	-	-	1	7	-13%	7
	2023	-	-	-	5	-	-	1	-	-	2	-	-	8	▼	8
Domestic and Family - Level 1	2024	-	-	6	1	7	-	-	-	3	-	-	-	17	89%	17
	2023	4	-	-	3	-	-	1	-	-	1	-	-	9	▲	9
Domestic and Family - Level 2	2024	-	-	-	-	-	-	-	-	-	-	-	-	0	-100%	0
	2023	-	-	-	-	1	3	-	-	1	1	-	-	6	▼	6
Felonies and Related Matters	2024	25	4	28	11	22	1	4	22	15	21	14	-	167	27%	167
	2023	53	-	16	19	5	6	4	9	4	14	2	7	132	▲	139
General Civil - Level 1	2024	-	-	-	-	-	-	-	-	-	-	-	-	0	-100%	0
	2023	-	-	-	-	-	1	-	-	-	-	-	2	3	▼	3
General Civil - Level 2	2024	4	2	1	1	2	1	3	-	3	1	-	-	18	200%	18
	2023	2	1	-	1	1	-	-	-	1	-	-	1	6	▲	7
General Civil - Level 3	2024	2	1	1	1	3	2	2	2	2	2	2	-	20	5%	20
	2023	4	1	1	1	4	1	2	-	2	3	-	-	19	▲	19
Miscellaneous Civil	2024	29	21	30	14	21	18	14	16	14	30	18	-	225	-12%	225
	2023	28	24	34	25	10	26	20	14	21	31	22	15	255	▼	270
Misdemeanor	2024	1	3	7	3	-	-	-	4	3	1	1	-	23	10%	23
	2023	4	-	3	3	2	-	1	-	2	2	4	1	21	▲	22
Other	2024	12	11	10	10	5	10	11	10	4	16	5	-	104	-8%	104
	2023	10	19	17	6	12	8	-	13	12	7	9	2	113	▼	115
Other Criminally Related Matters	2024	2	-	2	3	1	2	1	2	9	-	1	-	23	-52%	23
	2023	24	-	6	7	-	1	3	1	4	2	-	7	48	▼	55
Probates/Wills & Trusts - Level 1	2024	-	1	-	-	-	-	-	-	-	-	-	-	1	0%	1
	2023	1	-	-	-	-	-	-	-	-	-	-	-	1	↔	1
Probates/Wills & Trusts - Level 2	2024	-	-	-	-	1	-	1	-	-	1	-	-	3	50%	3
	2023	1	-	-	-	-	-	-	1	-	-	-	-	2	▲	2
Uncontested Divorce	2024	-	-	1	4	2	1	3	1	-	-	2	-	14	-42%	14
	2023	3	3	2	3	2	2	2	2	3	2	-	1	24	▼	25

Dashboard		Monthly Dispositions Summary		Jan --- Nov Dispositions					
<p>Court: Hanover Circuit Start/End Date: Jan-23 / Nov-24 2023 Average Month: 590 Jan-Nov 2023: 6,638 Dispositions Trending: ▼</p>	<p>Circuit/Court ID: 15 215085 Type of Case: Dispositions 2024 Average Month: 581 Jan-Nov 2024 : 6,389 Overall AVG. Month: 585</p>	<p style="text-align: center; font-weight: bold; font-size: 1.2em;">Jan 23 - Nov 24</p>		<table border="1" style="margin: auto;"> <tr> <td style="text-align: center; width: 50px;">6,389</td> <td style="text-align: center; width: 50px;">6,638</td> </tr> <tr> <td style="text-align: center; width: 50px;">2024</td> <td style="text-align: center; width: 50px;">2023</td> </tr> </table>		6,389	6,638	2024	2023
6,389	6,638								
2024	2023								

Dispositions by Division																
Divisions		Jan	Feb	Mar	Apr	May	Jun	Jul	Aug	Sep	Oct	Nov	Dec	Thru Nov	% Change	Total
Total	2024	647	500	764	576	502	458	642	532	603	658	507	-	6,389	-4%	6,389
	2023	685	583	664	600	602	641	484	531	667	572	609	437	6,638	▼	7,075
Civil	2024	105	101	124	126	86	95	95	103	102	129	85	-	1,151	-7%	1,151
	2023	105	91	107	87	122	130	109	126	113	114	133	64	1,237	▼	1,301
Criminal	2024	219	199	344	230	210	183	260	197	247	240	190	-	2,519	8%	2,519
	2023	214	206	240	185	207	245	211	171	239	210	211	216	2,339	▲	2,555
Concealed Handgun Permits	2024	270	147	244	129	154	118	184	117	190	219	179	-	1,951	-9%	1,951
	2023	280	201	205	248	188	184	87	149	229	162	202	116	2,135	▼	2,251
Miscellaneous/ Other	2024	53	53	51	90	52	62	102	115	63	70	53	-	764	-17%	764
	2023	86	85	112	80	84	82	77	85	85	86	63	41	925	▼	966
Others	2024	-	-	1	1	-	-	1	-	1	-	-	-	4	100%	4
	2023	-	-	-	-	1	-	-	-	1	-	-	-	2	▲	2

Dispositions by Case Category																
Case Categories		Jan	Feb	Mar	Apr	May	Jun	Jul	Aug	Sep	Oct	Nov	Dec	Thru Nov	% Change	Total
Administrative Law	2024	1	-	1	-	1	-	-	-	-	-	-	-	3	0%	3
	2023	-	-	-	-	1	-	-	1	-	-	1	1	3	↔	4
Aggravated Murder	2024	1	-	-	-	-	-	-	-	-	-	-	-	1	0%	1
	2023	-	-	-	-	-	-	-	-	-	-	1	-	1	↔	1
Contested Divorce	2024	12	14	29	23	16	20	14	16	13	23	15	-	195	-4%	195
	2023	16	20	21	12	30	21	16	14	20	18	16	9	204	▼	213
Domestic and Family - Level 1	2024	6	7	4	7	4	7	3	5	3	1	5	-	52	-27%	52
	2023	8	8	8	3	4	5	8	6	4	5	12	5	71	▼	76
Domestic and Family - Level 2	2024	5	5	7	6	5	7	11	5	6	7	6	-	70	21%	70
	2023	3	2	6	4	2	6	12	7	5	7	4	3	58	▲	61
Felonies and Related Matters	2024	137	89	230	119	117	99	177	109	152	143	129	-	1,501	8%	1,501
	2023	138	105	132	110	120	153	138	100	146	119	130	126	1,391	▲	1,517
General Civil - Level 1	2024	-	-	1	1	-	-	1	1	-	1	-	-	5	-44%	5
	2023	1	-	1	-	2	1	1	2	-	-	1	-	9	▼	9
General Civil - Level 2	2024	25	14	32	27	13	14	12	25	28	23	23	-	236	-24%	236
	2023	25	15	24	24	25	34	20	32	28	36	46	5	309	▼	314
General Civil - Level 3	2024	6	7	7	6	4	6	8	5	6	9	3	-	67	-12%	67
	2023	7	6	9	2	11	6	8	10	6	7	4	1	76	▼	77
Miscellaneous Civil	2024	322	197	287	214	201	181	287	226	254	286	226	-	2,681	-11%	2,681
	2023	362	282	310	321	269	264	161	224	312	245	263	159	3,013	▼	3,172
Misdemeanor	2024	77	98	101	102	88	78	72	79	86	88	51	-	920	6%	920
	2023	66	97	99	70	79	83	65	62	89	84	72	85	866	▲	951
Other	2024	6	5	3	6	-	1	5	6	4	7	2	-	45	-4%	45
	2023	11	2	3	2	6	3	2	2	7	8	1	4	47	▼	51
Other Criminally Related Matters	2024	4	12	13	9	5	6	11	9	12	13	10	-	104	13%	104
	2023	13	5	9	5	8	10	8	9	9	8	8	6	92	▲	98
Probates/Wills & Trusts - Level 1	2024	-	-	2	-	-	-	-	-	-	1	1	-	4	0%	4
	2023	-	-	-	1	-	1	1	1	-	-	-	2	4	↔	6
Probates/Wills & Trusts - Level 2	2024	3	2	6	1	6	-	2	6	4	4	-	-	34	36%	34
	2023	2	1	4	3	2	8	1	2	1	1	-	-	25	▲	25
Uncontested Divorce	2024	42	50	41	55	42	39	39	40	35	52	36	-	471	0%	471
	2023	33	40	38	43	43	46	43	59	40	34	50	31	469	▲	500

This report reflects the case management system. Numbers will update as reports are refreshed and posted. The case types reported may not necessitate judicial involvement.

CPSS-CCMS-10.11 CASELOAD STATISTICS OF THE CIRCUIT COURTS

King George

January 2023 -- November 2024 Dispositions

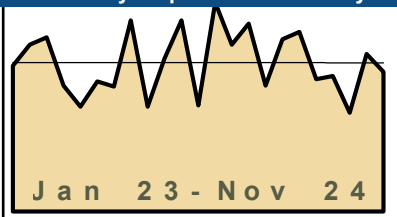
Alexandria and Fairfax Circuit are not Included in State Totals

Dashboard

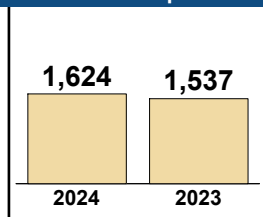
Court: King George Circuit
Start/End Date: Jan-23 / Nov-24
2023 Average Month: 137
Jan-Nov 2023: 1,537
Dispositions Trending: ▲

Circuit/Court ID: 15 215099
Type of Case: Dispositions
2024 Average Month: 148
Jan-Nov 2024 : 1,624
Overall AVG. Month: 142

Monthly Dispositions Summary



Jan --- Nov Dispositions



Dispositions by Division

Divisions		Jan	Feb	Mar	Apr	May	Jun	Jul	Aug	Sep	Oct	Nov	Dec	Thru Nov	% Change	Total
Total	2024	199	159	179	120	164	171	126	129	94	150	133	-	1,624	6%	1,624
	2023	139	159	166	120	100	124	119	182	100	146	182	101	1,537	▲	1,638
Civil	2024	14	5	15	22	15	12	7	9	8	10	6	-	123	-29%	123
	2023	9	20	14	18	11	8	15	37	9	20	13	15	174	▼	189
Criminal	2024	88	84	80	27	72	86	44	60	38	60	62	-	701	42%	701
	2023	40	63	51	25	20	45	41	38	30	57	84	39	494	▲	533
Concealed Handgun Permits	2024	77	51	65	49	55	53	61	43	40	70	57	-	621	-6%	621
	2023	65	57	80	59	51	56	48	74	46	55	67	29	658	▼	687
Miscellaneous/ Other	2024	20	19	19	22	22	20	14	16	8	10	8	-	178	-16%	178
	2023	25	19	21	18	18	15	15	33	15	14	18	18	211	▼	229
Others	2024	-	-	-	-	-	-	-	1	-	-	-	-	1	1	1
	2023	-	-	-	-	-	-	-	-	-	-	-	-	0	↔	0

Dispositions by Case Category

Case Categories		Jan	Feb	Mar	Apr	May	Jun	Jul	Aug	Sep	Oct	Nov	Dec	Thru Nov	% Change	Total
Administrative Law	2024	-	-	1	-	-	-	-	-	-	-	-	-	1	-50%	1
	2023	-	1	-	-	-	-	-	1	-	-	-	-	2	▼	2
Aggravated Murder	2024	-	-	-	-	-	-	-	-	-	-	-	-	0	-100%	0
	2023	-	-	-	-	1	-	-	-	-	-	-	-	1	▼	1
Contested Divorce	2024	1	2	1	4	1	1	2	2	-	2	2	-	18	-5%	18
	2023	3	1	2	4	1	-	2	5	1	-	-	2	19	▼	21
Domestic and Family - Level 1	2024	3	-	2	1	5	1	-	-	3	1	-	-	16	-30%	16
	2023	-	-	2	3	-	2	6	4	-	6	-	3	23	▼	26
Domestic and Family - Level 2	2024	1	-	2	2	-	1	-	-	-	1	-	-	7	17%	7
	2023	1	-	-	-	-	1	-	3	-	1	-	-	6	▲	6
Felonies and Related Matters	2024	57	43	49	18	57	62	19	40	29	38	29	-	441	40%	441
	2023	27	32	27	13	11	22	24	30	24	47	58	20	315	▲	335
General Civil - Level 1	2024	-	-	1	-	-	-	-	-	-	-	-	-	1	-83%	1
	2023	1	-	-	-	1	-	-	3	1	-	1	-	6	▼	6
General Civil - Level 2	2024	3	1	4	2	2	3	3	2	2	1	-	-	23	-21%	23
	2023	2	2	2	4	2	2	1	5	1	6	2	2	29	▼	31
General Civil - Level 3	2024	-	-	3	4	2	2	1	-	-	-	-	-	12	-66%	12
	2023	1	13	3	4	4	1	2	1	3	-	3	3	35	▼	38
Miscellaneous Civil	2024	88	60	77	58	71	70	70	50	46	79	63	-	732	-8%	732
	2023	81	70	92	71	63	67	58	100	57	65	75	40	799	▼	839
Misdemeanor	2024	29	40	28	8	14	22	22	15	9	21	28	-	236	54%	236
	2023	12	27	21	9	7	21	12	6	3	10	25	17	153	▲	170
Other	2024	7	10	6	13	6	4	4	10	2	1	2	-	65	2%	65
	2023	8	5	9	5	6	4	5	5	4	4	9	6	64	▲	70
Other Criminally Related Matters	2024	2	1	3	1	1	2	3	5	-	1	5	-	24	-17%	24
	2023	1	4	3	3	1	2	5	3	3	1	3	2	29	▼	31
Probates/Wills & Trusts - Level 1	2024	-	-	-	-	-	-	-	-	-	-	-	-	0	-100%	0
	2023	-	-	-	-	-	-	-	1	-	-	-	1	1	▼	2
Probates/Wills & Trusts - Level 2	2024	-	-	-	-	-	1	-	1	-	1	1	-	4	-33%	4
	2023	-	-	-	-	1	2	-	2	-	-	1	1	6	▼	7
Protective Orders	2024	2	-	-	2	1	-	1	-	-	1	-	-	7	600%	7
	2023	-	-	-	-	-	-	-	-	-	1	-	1	1	▲	2
Uncontested Divorce	2024	6	2	2	7	4	2	1	4	3	3	3	-	37	-23%	37
	2023	3	4	5	4	2	-	4	13	3	5	5	3	48	▼	51

This report reflects the case management system. Numbers will update as reports are refreshed and posted. The case types reported may not necessitate judicial involvement.

Dashboard		Monthly Dispositions Summary		Jan --- Nov Dispositions					
<p>Court: Lancaster Circuit Start/End Date: Jan-23 / Nov-24 2023 Average Month: 60 Jan-Nov 2023: 636 Dispositions Trending: ▲</p>	<p>Circuit/Court ID: 15 215103 Type of Case: Dispositions 2024 Average Month: 66 Jan-Nov 2024 : 727 Overall AVG. Month: 63</p>			<table border="1" style="margin: auto;"> <tr> <td style="text-align: center; width: 50px; height: 50px;">727</td> <td style="text-align: center; width: 50px; height: 50px;">636</td> </tr> <tr> <td style="text-align: center;">2024</td> <td style="text-align: center;">2023</td> </tr> </table>		727	636	2024	2023
727	636								
2024	2023								

Dispositions by Division																
Divisions		Jan	Feb	Mar	Apr	May	Jun	Jul	Aug	Sep	Oct	Nov	Dec	Thru Nov	% Change	Total
Total	2024	53	76	94	44	53	90	59	62	73	54	69	-	727	14%	727
	2023	74	72	67	69	51	63	65	36	63	42	34	81	636	▲	717
Civil	2024	7	-	5	6	5	10	10	7	10	11	6	-	77	-8%	77
	2023	8	6	10	12	12	13	6	4	8	3	2	5	84	▼	89
Criminal	2024	8	53	58	11	18	55	27	35	26	17	28	-	336	65%	336
	2023	26	27	15	13	14	22	25	14	17	18	13	42	204	▲	246
Concealed Handgun Permits	2024	22	16	23	21	19	13	15	6	24	16	28	-	203	-14%	203
	2023	29	30	28	34	12	20	23	7	28	13	13	28	237	▼	265
Miscellaneous/ Other	2024	16	7	8	6	11	12	7	14	13	10	7	-	111	1%	111
	2023	11	8	14	10	13	8	11	11	10	8	6	6	110	▲	116
Others	2024	-	-	-	-	-	-	-	-	-	-	-	-	0	-100%	0
	2023	-	1	-	-	-	-	-	-	-	-	-	-	1	▼	1


Dispositions by Case Category																
Case Categories		Jan	Feb	Mar	Apr	May	Jun	Jul	Aug	Sep	Oct	Nov	Dec	Thru Nov	% Change	Total
Administrative Law	2024	-	-	-	-	-	1	-	-	-	-	-	-	1	1	1
	2023	-	-	-	-	-	-	-	-	-	-	-	-	0	↔	0
Aggravated Murder	2024	-	-	-	-	-	-	-	-	-	-	-	-	0	-100%	0
	2023	-	-	-	-	-	-	-	-	-	-	2	-	2	▼	2
Contested Divorce	2024	-	-	1	-	1	1	1	1	-	-	1	-	6	-25%	6
	2023	1	1	-	-	-	1	-	1	3	1	-	1	8	▼	9
Domestic and Family - Level 1	2024	3	-	1	-	-	3	-	-	-	-	2	-	9	13%	9
	2023	1	-	4	-	1	-	-	-	1	-	1	-	8	▲	8
Domestic and Family - Level 2	2024	-	-	1	-	1	-	1	2	-	2	-	-	7	75%	7
	2023	1	-	1	1	-	1	-	-	-	-	-	-	4	▲	4
Felonies and Related Matters	2024	7	41	33	7	14	36	25	23	25	13	20	-	244	100%	244
	2023	20	21	12	10	13	2	18	4	7	10	5	30	122	▲	152
General Civil - Level 1	2024	-	-	-	-	-	-	-	-	1	1	-	-	2	-33%	2
	2023	-	-	1	-	-	1	-	-	1	-	-	-	3	▼	3
General Civil - Level 2	2024	3	-	2	2	3	2	1	3	4	5	-	-	25	39%	25
	2023	3	2	3	3	-	1	-	2	3	-	1	2	18	▲	20
General Civil - Level 3	2024	3	-	1	2	1	3	-	1	3	1	1	-	16	-47%	16
	2023	1	2	-	4	11	4	5	-	1	2	-	1	30	▼	31
Miscellaneous Civil	2024	27	22	27	26	28	20	21	14	31	22	33	-	271	-14%	271
	2023	35	36	36	41	21	28	28	18	35	19	17	30	314	▼	344
Misdemeanor	2024	-	11	24	4	4	16	1	10	1	3	9	-	83	26%	83
	2023	5	6	1	2	-	18	4	9	10	6	5	9	66	▲	75
Other	2024	7	1	2	1	1	1	4	4	6	4	2	-	33	14%	33
	2023	5	2	5	1	4	2	5	-	2	2	1	4	29	▲	33
Other Criminally Related Matters	2024	1	1	1	-	-	3	2	3	-	3	-	-	14	-7%	14
	2023	1	1	2	1	1	2	3	1	-	2	1	4	15	▼	19
Probates/Wills & Trusts - Level 2	2024	-	-	-	-	-	1	1	-	-	-	-	-	2	-60%	2
	2023	1	1	-	1	-	-	1	-	-	-	1	-	5	▼	5
Uncontested Divorce	2024	2	-	1	2	-	3	2	1	2	-	1	-	14	17%	14
	2023	-	-	2	5	-	3	1	1	-	-	-	-	12	▲	12

This report reflects the case management system. Numbers will update as reports are refreshed and posted. The case types reported may not necessitate judicial involvement.

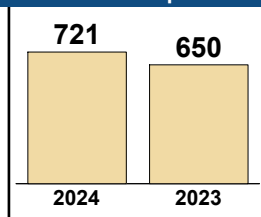
Dashboard

Court: Northumberland Circuit **Circuit/Court ID:** 15 215133
Start/End Date: Jan-23 / Nov-24 **Type of Case:** Dispositions
2023 Average Month: 57 **2024 Average Month:**66
Jan-Nov 2023: 650 **Jan-Nov 2024 :** 721
Dispositions Trending: ▲ **Overall AVG. Month:** 61

Monthly Dispositions Summary



Jan --- Nov Dispositions



Dispositions by Division

Divisions		Jan	Feb	Mar	Apr	May	Jun	Jul	Aug	Sep	Oct	Nov	Dec	Thru Nov	% Change	Total
Total	2024	57	44	68	106	67	90	47	52	53	83	54	-	721	11%	721
	2023	68	58	71	43	60	51	60	57	49	73	60	36	650	▲	686
Civil	2024	7	7	11	13	12	17	9	7	8	2	6	-	99	-7%	99
	2023	6	10	6	15	10	7	3	14	13	13	10	1	107	▼	108
Criminal	2024	23	7	12	32	15	14	15	9	31	24	29	-	211	1%	211
	2023	22	26	16	7	24	18	17	22	12	29	16	18	209	▲	227
Concealed Handgun Permits	2024	23	27	36	18	33	19	20	32	12	50	17	-	287	0%	287
	2023	38	21	44	17	21	22	32	19	18	26	28	14	286	▲	300
Miscellaneous/ Other	2024	3	3	9	43	7	40	3	4	2	7	2	-	123	162%	123
	2023	2	1	5	4	5	4	8	2	6	5	5	3	47	▲	50
Others	2024	1	-	-	-	-	-	-	-	-	-	-	-	1	0%	1
	2023	-	-	-	-	-	-	-	-	-	-	-	-	1	↔	1

Dispositions by Case Category


Case Categories		Jan	Feb	Mar	Apr	May	Jun	Jul	Aug	Sep	Oct	Nov	Dec	Thru Nov	% Change	Total
Administrative Law	2024	-	-	-	-	-	2	-	-	-	-	-	-	2	100%	2
	2023	-	-	-	-	-	-	-	-	-	-	-	-	1	▲	1
Aggravated Murder	2024	-	-	-	-	-	-	-	-	-	-	-	-	0	-100%	0
	2023	-	-	-	-	-	-	-	-	-	-	-	-	1	▼	1
Contested Divorce	2024	-	-	-	-	1	-	-	1	-	-	1	-	3	-67%	3
	2023	1	1	-	-	2	-	1	-	2	2	-	-	9	▼	9
Domestic and Family - Level 1	2024	-	-	-	-	-	-	-	1	-	-	1	-	2	-89%	2
	2023	2	-	1	-	4	1	1	1	6	2	-	-	18	▼	18
Domestic and Family - Level 2	2024	-	-	-	-	-	1	-	-	-	-	-	-	1	0%	1
	2023	-	-	-	1	-	-	-	-	-	-	-	-	1	↔	1
Felonies and Related Matters	2024	23	5	10	29	11	12	13	7	23	18	23	-	174	18%	174
	2023	16	21	13	2	19	15	10	7	6	25	13	17	147	▲	164
General Civil	2024	-	-	-	17	-	16	-	-	-	-	-	-	33	33	33
	2023	-	-	-	-	-	-	-	-	-	-	-	-	0	↔	0
General Civil - Level 1	2024	-	-	-	2	-	-	-	-	-	-	-	-	2	0%	2
	2023	-	-	-	-	-	-	-	-	-	-	-	-	2	↔	2
General Civil - Level 2	2024	-	2	3	5	3	-	5	2	2	3	1	-	26	86%	26
	2023	-	2	2	4	2	1	-	1	-	2	-	1	14	▲	15
General Civil - Level 3	2024	5	-	1	6	1	6	1	1	5	-	-	-	26	-13%	26
	2023	1	6	2	3	3	3	-	5	-	3	4	-	30	▼	30
Miscellaneous Civil	2024	25	30	50	41	39	45	22	36	14	56	19	-	377	12%	377
	2023	40	22	49	21	25	27	40	25	24	31	32	16	336	▲	352
Misdemeanor	2024	-	1	-	1	3	2	2	2	6	5	5	-	27	-39%	27
	2023	5	4	1	3	3	2	6	12	4	3	1	1	44	▼	45
Other	2024	2	1	-	1	3	1	-	1	-	-	1	-	10	150%	10
	2023	-	-	-	1	-	-	-	-	-	-	-	3	4	▲	4
Other Criminally Related Matters	2024	-	1	2	2	2	-	-	-	-	2	1	1	11	-39%	11
	2023	1	1	2	2	2	1	1	3	3	-	2	-	18	▼	18
Probates/Wills & Trusts - Level 1	2024	-	-	1	-	-	-	-	-	-	-	-	-	1	1	1
	2023	-	-	-	-	-	-	-	-	-	-	-	-	0	↔	0
Probates/Wills & Trusts - Level 2	2024	1	1	-	1	-	2	-	-	-	-	1	-	6	500%	6
	2023	-	-	-	1	-	-	-	-	-	-	-	-	1	▲	1
Uncontested Divorce	2024	1	3	1	1	4	3	4	1	1	-	1	-	20	-17%	20
	2023	2	1	1	5	-	1	1	3	4	3	3	1	24	▼	25

This report reflects the case management system. Numbers will update as reports are refreshed and posted. The case types reported may not necessitate judicial involvement.

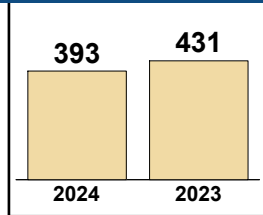
Dashboard

Court: Richmond County Circuit **Circuit/Court ID:** 15 215159
Start/End Date: Jan-23 / Nov-24 **Type of Case:** Dispositions
2023 Average Month: 39 **2024 Average Month:** 36
Jan-Nov 2023: 431 **Jan-Nov 2024 :** 393
Dispositions Trending: ▼ **Overall AVG. Month:** 37

Monthly Dispositions Summary



Jan --- Nov Dispositions



Dispositions by Division

Divisions		Jan	Feb	Mar	Apr	May	Jun	Jul	Aug	Sep	Oct	Nov	Dec	Thru Nov	% Change	Total
Total	2024	48	25	50	41	38	30	49	28	23	28	33	-	393	-9%	393
	2023	29	58	48	27	34	25	45	28	43	29	65	38	431	▼	469
Civil	2024	1	2	2	4	-	5	13	4	1	2	1	-	35	-15%	35
	2023	2	4	4	5	2	2	10	3	2	3	4	9	41	▼	50
Criminal	2024	33	1	20	16	11	13	16	9	12	12	10	-	153	-15%	153
	2023	10	17	22	3	14	7	16	14	27	6	43	20	179	▼	199
Concealed Handgun Permits	2024	10	18	25	18	26	10	15	10	5	10	20	-	167	1%	167
	2023	16	32	19	16	16	13	13	8	13	12	7	8	165	▲	173
Miscellaneous/ Other	2024	4	4	3	3	1	2	5	5	5	4	2	-	38	-17%	38
	2023	1	5	3	3	2	3	6	3	1	8	11	1	46	▼	47

Dispositions by Case Category

Case Categories		Jan	Feb	Mar	Apr	May	Jun	Jul	Aug	Sep	Oct	Nov	Dec	Thru Nov	% Change	Total
Administrative Law	2024	-	-	-	-	-	-	-	-	-	-	-	1	0	0	0
	2023	-	-	-	-	-	-	-	-	-	-	-	-	1	0	1
Contested Divorce	2024	-	-	-	-	-	1	1	-	-	1	-	-	3	50%	3
	2023	-	-	1	-	-	-	-	1	-	-	-	1	2	▲	3
Domestic and Family - Level 1	2024	-	-	-	-	-	-	2	-	1	-	-	-	3	-40%	3
	2023	-	2	-	-	-	-	-	1	-	1	1	1	5	▼	6
Domestic and Family - Level 2	2024	1	-	-	-	-	-	-	1	-	-	-	-	2	2	2
	2023	-	-	-	-	-	-	-	-	-	-	-	-	0	↔	0
Felonies and Related Matters	2024	26	1	14	10	10	10	8	8	3	12	10	-	112	-2%	112
	2023	4	12	16	2	9	3	8	10	15	2	33	12	114	▼	126
General Civil - Level 1	2024	-	-	-	-	-	-	-	-	-	-	-	-	0	-100%	0
	2023	-	-	-	-	-	-	1	-	-	-	-	-	1	▼	1
General Civil - Level 2	2024	-	-	1	-	-	1	3	3	-	-	1	-	9	13%	9
	2023	-	-	1	-	-	1	3	-	1	2	-	1	8	▲	9
General Civil - Level 3	2024	-	-	-	1	-	1	3	-	-	-	-	-	5	25%	5
	2023	-	1	-	-	1	-	1	1	-	-	-	-	4	▲	4
Miscellaneous Civil	2024	12	22	28	21	27	12	20	15	10	14	22	-	203	3%	203
	2023	17	35	22	18	18	15	16	11	14	18	13	9	197	▲	206
Misdemeanor	2024	7	-	4	6	-	3	7	1	8	-	-	-	36	-25%	36
	2023	5	3	4	-	5	3	6	2	12	1	7	6	48	▼	54
Other	2024	2	-	-	-	-	-	-	-	-	-	-	-	2	-85%	2
	2023	-	2	-	2	-	1	2	-	-	1	5	1	13	▼	14
Other Criminally Related Matters	2024	-	-	2	-	1	-	1	-	1	-	-	-	5	-72%	5
	2023	2	2	2	1	-	1	2	2	-	3	3	2	18	▼	20
Probates/Wills & Trusts - Level 1	2024	-	-	-	-	-	-	-	-	-	-	-	-	0	-100%	0
	2023	-	-	-	-	-	-	-	-	-	-	-	1	1	▼	1
Probates/Wills & Trusts - Level 2	2024	-	-	-	-	-	-	-	-	-	-	-	-	0	-100%	0
	2023	-	1	-	-	-	-	-	-	-	-	-	1	2	▼	2
Uncontested Divorce	2024	-	2	1	3	-	2	4	-	-	1	-	-	13	-28%	13
	2023	1	-	2	4	1	1	6	-	1	1	1	4	18	▼	22

CPSS-CCMS-10.11 CASELOAD STATISTICS OF THE CIRCUIT COURTS

January 2023 -- November 2024 Dispositions

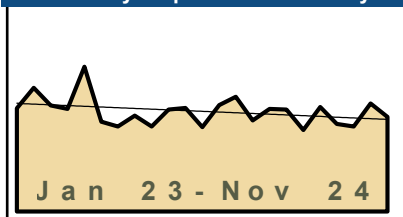
Alexandria and Fairfax Circuit are not Included in State Totals

Dashboard

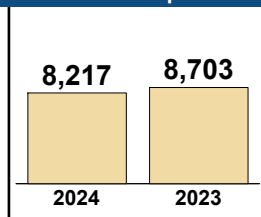
Court: Spotsylvania Circuit
Start/End Date: Jan-23 / Nov-24
2023 Average Month: 779
Jan-Nov 2023: 8,703
Dispositions Trending: ▼

Circuit/Court ID: 15 215177
Type of Case: Dispositions
2024 Average Month: 747
Jan-Nov 2024 : 8,217
Overall AVG. Month: 764

Monthly Dispositions Summary



Jan --- Nov Dispositions



Dispositions by Division

Divisions		Jan	Feb	Mar	Apr	May	Jun	Jul	Aug	Sep	Oct	Nov	Dec	Thru Nov	% Change	Total
Total	2024	811	874	694	782	776	622	797	668	649	823	721	-	8,217	-6%	8,217
	2023	788	943	809	783	1,104	684	647	731	648	777	789	642	8,703	▼	9,345
Civil	2024	80	92	51	79	68	80	78	71	55	92	94	-	840	-20%	840
	2023	101	74	60	81	232	114	79	73	73	69	96	79	1,052	▼	1,131
Criminal	2024	276	354	327	337	334	272	361	286	237	343	307	-	3,434	11%	3,434
	2023	216	232	288	290	356	274	221	333	268	306	302	323	3,086	▲	3,409
Concealed Handgun Permits	2024	326	320	225	244	250	180	259	220	251	235	213	-	2,723	-17%	2,723
	2023	348	532	324	315	329	199	254	193	190	297	294	155	3,275	▼	3,430
Miscellaneous/ Other	2024	128	107	90	122	124	90	97	91	105	150	107	-	1,211	-6%	1,211
	2023	123	105	135	97	186	97	93	132	117	104	97	85	1,286	▼	1,371
Others	2024	1	1	1	-	-	-	2	-	1	3	-	-	9	125%	9
	2023	-	-	2	-	1	-	-	-	-	-	1	-	4	▲	4

Dispositions by Case Category

Case Categories		Jan	Feb	Mar	Apr	May	Jun	Jul	Aug	Sep	Oct	Nov	Dec	Thru Nov	% Change	Total
Administrative Law	2024	2	3	-	-	-	1	1	-	-	-	1	-	8	0%	8
	2023	1	-	-	-	3	1	1	1	1	-	-	-	8	↔	8
Aggravated Murder	2024	-	-	-	-	-	-	-	-	-	-	-	-	0	-100%	0
	2023	-	-	-	-	-	-	-	-	-	-	1	-	1	▼	1
Contested Divorce	2024	5	9	6	6	8	16	11	9	2	8	12	-	92	-28%	92
	2023	8	10	7	6	35	19	13	12	3	6	8	7	127	▼	134
Domestic and Family - Level 1	2024	9	23	11	9	3	7	11	11	14	24	26	-	148	-42%	148
	2023	33	2	18	46	13	41	16	19	27	13	29	35	257	▼	292
Domestic and Family - Level 2	2024	5	5	3	4	8	6	4	6	7	7	5	-	60	30%	60
	2023	13	1	4	1	8	7	2	5	2	2	1	8	46	▲	54
Felonies and Related Matters	2024	202	261	208	221	224	193	236	195	171	252	197	-	2,360	10%	2,360
	2023	156	163	195	217	237	180	167	243	172	202	220	212	2,152	▲	2,364
General Civil - Level 1	2024	-	2	-	-	2	-	3	-	-	1	-	-	8	33%	8
	2023	-	2	-	-	1	-	2	-	-	-	1	-	6	▲	6
General Civil - Level 2	2024	15	18	9	27	25	14	22	13	10	20	15	-	188	-9%	188
	2023	12	17	12	10	61	16	14	10	18	17	19	8	206	▼	214
General Civil - Level 3	2024	12	6	3	8	4	7	4	7	6	8	3	-	68	-33%	68
	2023	7	13	6	5	26	4	9	3	4	14	10	6	101	▼	107
Miscellaneous Civil	2024	389	384	284	317	324	235	320	289	315	304	266	-	3,427	-13%	3,427
	2023	405	580	391	369	426	250	307	253	256	347	340	203	3,924	▼	4,127
Misdemeanor	2024	67	76	99	101	100	71	112	72	50	80	93	-	921	21%	921
	2023	47	60	69	61	93	77	42	80	76	85	72	102	762	▲	864
Other	2024	65	43	31	49	45	33	37	23	40	82	53	-	501	-19%	501
	2023	65	57	68	40	80	46	37	70	49	55	49	38	616	▼	654
Other Criminally Related Matters	2024	7	17	20	15	11	8	13	20	16	11	17	-	155	-11%	155
	2023	13	10	24	12	27	17	12	11	20	19	9	9	174	▼	183
Probates/Wills & Trusts - Level 1	2024	-	-	-	-	-	-	-	-	-	-	-	-	0	-100%	0
	2023	-	1	-	-	1	-	1	-	-	-	-	-	3	▼	3
Probates/Wills & Trusts - Level 2	2024	4	4	3	1	1	1	1	7	3	3	2	-	30	-36%	30
	2023	2	1	4	3	12	6	3	2	4	6	4	2	47	▼	49
Uncontested Divorce	2024	29	23	17	24	21	30	22	16	15	23	31	-	251	-8%	251
	2023	26	26	11	13	81	20	23	20	16	11	26	12	273	▼	285

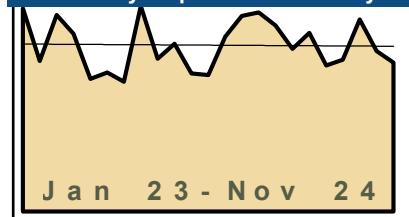
This report reflects the case management system. Numbers will update as reports are refreshed and posted. The case types reported may not necessitate judicial involvement.

Dashboard

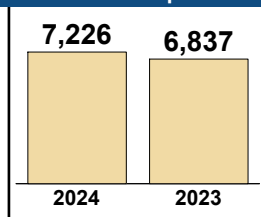
Court: Stafford Circuit
Start/End Date: Jan-23 / Nov-24
2023 Average Month: 613
Jan-Nov 2023: 6,837
Dispositions Trending: ▲

Circuit/Court ID: 15 215179
Type of Case: Dispositions
2024 Average Month: 657
Jan-Nov 2024 : 7,226
Overall AVG. Month: 634

Monthly Dispositions Summary



Jan --- Nov Dispositions



Dispositions by Division

Divisions		Jan	Feb	Mar	Apr	May	Jun	Jul	Aug	Sep	Oct	Nov	Dec	Thru Nov	% Change	Total
Total	2024	666	746	759	709	620	681	557	578	732	611	567	-	7,226	6%	7,226
	2023	775	574	749	677	506	530	495	783	582	640	526	520	6,837	▲	7,357
Civil	2024	45	30	58	45	62	31	50	44	49	48	44	-	506	2%	506
	2023	48	38	38	78	42	38	33	53	43	50	36	47	497	▲	544
Criminal	2024	300	312	401	325	281	388	239	350	294	240	268	-	3,398	14%	3,398
	2023	318	245	291	286	182	281	267	314	311	270	220	227	2,985	▲	3,212
Concealed Handgun Permits	2024	238	348	254	287	195	212	216	141	340	282	177	-	2,690	-3%	2,690
	2023	351	252	366	248	236	153	136	356	169	277	220	197	2,764	▼	2,961
Miscellaneous/ Other	2024	83	56	46	52	82	50	52	43	49	41	78	-	632	7%	632
	2023	58	39	54	65	46	58	59	60	59	43	50	49	591	▲	640

Dispositions by Case Category

Case Categories		Jan	Feb	Mar	Apr	May	Jun	Jul	Aug	Sep	Oct	Nov	Dec	Thru Nov	% Change	Total
Administrative Law	2024	2	-	1	-	-	-	-	-	-	-	1	-	4	-20%	4
	2023	2	-	-	1	-	-	-	-	-	1	-	-	5	▼	5
Aggravated Murder	2024	-	1	-	-	-	-	-	-	-	-	-	-	1	0%	1
	2023	-	1	-	-	-	-	-	-	-	-	-	-	1	↔	1
Contested Divorce	2024	1	5	12	10	7	2	3	5	13	4	5	-	67	-22%	67
	2023	7	5	4	15	8	5	8	11	7	9	7	9	86	▼	95
Domestic and Family - Level 1	2024	2	4	5	2	2	1	8	-	4	3	7	-	38	-36%	38
	2023	6	4	3	3	9	2	8	7	8	5	4	2	59	▼	61
Domestic and Family - Level 2	2024	12	3	6	4	4	5	5	6	5	2	10	-	62	29%	62
	2023	6	8	2	7	5	2	7	2	5	2	2	7	48	▲	55
Felonies and Related Matters	2024	196	205	256	225	199	257	170	232	196	151	166	-	2,253	12%	2,253
	2023	203	170	193	210	122	179	183	207	196	193	154	143	2,010	▲	2,153
General Civil - Level 1	2024	1	-	-	-	-	2	1	-	-	-	-	-	4	-33%	4
	2023	-	-	-	1	1	-	-	2	-	-	-	2	6	▼	6
General Civil - Level 2	2024	11	13	11	10	23	7	14	12	9	13	7	-	130	41%	130
	2023	7	10	13	12	10	4	2	12	6	5	11	10	92	▲	102
General Civil - Level 3	2024	4	1	4	10	7	5	5	4	5	7	4	-	56	30%	56
	2023	3	1	2	7	3	8	1	8	1	7	2	5	43	▲	48
Miscellaneous Civil	2024	318	401	296	335	272	261	264	184	387	320	252	-	3,290	-1%	3,290
	2023	408	289	418	309	277	208	191	413	226	319	268	243	3,326	▼	3,569
Misdemeanor	2024	84	75	120	85	60	97	58	87	66	58	90	-	880	14%	880
	2023	99	57	76	55	44	79	67	88	104	60	46	77	775	▲	852
Other	2024	1	-	1	-	-	-	1	1	1	2	-	-	7	17%	7
	2023	-	1	1	1	-	2	-	-	1	-	-	-	6	▲	6
Other Criminally Related Matters	2024	21	31	27	15	22	34	13	33	32	33	15	-	276	31%	276
	2023	16	17	24	22	17	24	18	19	12	22	20	8	211	▲	219
Probates/Wills & Trusts - Level 2	2024	-	-	-	1	-	-	1	-	-	-	-	-	2	-88%	2
	2023	3	-	-	1	-	5	1	2	4	-	-	1	16	▼	17
Uncontested Divorce	2024	13	7	20	12	24	10	14	14	14	17	11	-	156	2%	156
	2023	15	11	13	33	10	12	9	12	11	17	10	15	153	▲	168

This report reflects the case management system. Numbers will update as reports are refreshed and posted. The case types reported may not necessitate judicial involvement.

Dashboard		Monthly Dispositions Summary		Jan --- Nov Dispositions	
<p>Court: Westmoreland Circuit Start/End Date: Jan-23 / Nov-24 2023 Average Month: 100 Jan-Nov 2023: 1,126 Dispositions Trending: ▼</p>	<p>Circuit/Court ID: 15 215193 Type of Case: Dispositions 2024 Average Month: 78 Jan-Nov 2024 : 853 Overall AVG. Month: 89</p>	<p>Jan 23 - Nov 24</p>		<p>853 (2024) vs 1,126 (2023)</p>	

Dispositions by Division																
Divisions		Jan	Feb	Mar	Apr	May	Jun	Jul	Aug	Sep	Oct	Nov	Dec	Thru Nov	% Change	Total
Total	2024	102	80	90	76	76	48	60	82	53	114	72	-	853	-24%	853
	2023	142	94	141	69	117	102	124	87	111	53	86	70	1,126	▼	1,196
Civil	2024	7	4	4	13	7	4	1	4	2	6	5	-	57	-53%	57
	2023	7	14	12	7	16	13	18	8	7	7	11	2	120	▼	122
Criminal	2024	33	26	28	32	38	23	33	27	14	73	45	-	372	-31%	372
	2023	75	43	64	37	39	52	69	55	45	20	40	38	539	▼	577
Concealed Handgun Permits	2024	58	45	50	29	27	20	25	44	36	30	14	-	378	-1%	378
	2023	50	36	58	21	36	30	31	18	48	24	29	25	381	▼	406
Miscellaneous/ Other	2024	4	5	7	2	4	1	1	7	1	5	8	-	45	-48%	45
	2023	10	1	7	4	26	7	6	6	11	2	6	5	86	▼	91
Others	2024	-	-	1	-	-	-	-	-	-	-	-	-	1	1	1
	2023	-	-	-	-	-	-	-	-	-	-	-	-	0	↔	0

Dispositions by Case Category																
Case Categories		Jan	Feb	Mar	Apr	May	Jun	Jul	Aug	Sep	Oct	Nov	Dec	Thru Nov	% Change	Total
Administrative Law	2024	-	-	-	-	-	-	-	-	-	-	-	-	0	-100%	0
	2023	-	1	-	-	-	-	-	-	-	-	-	-	1	▼	1
Contested Divorce	2024	-	-	2	-	3	-	-	1	-	-	-	-	6	-57%	6
	2023	2	1	2	-	1	3	1	-	1	-	3	-	14	▼	14
Domestic and Family - Level 1	2024	3	-	-	13	2	2	-	-	-	-	-	1	21	-25%	21
	2023	4	4	1	2	1	2	4	4	2	1	3	-	28	▼	28
Domestic and Family - Level 2	2024	-	-	-	-	-	-	-	-	-	1	-	-	1	-67%	1
	2023	-	-	-	-	-	1	-	-	1	-	1	-	3	▼	3
Felonies and Related Matters	2024	30	22	23	15	32	10	20	19	7	42	35	-	255	-31%	255
	2023	39	29	43	22	33	43	59	39	27	7	27	31	368	▼	399
General Civil - Level 1	2024	-	-	-	-	-	-	-	-	1	-	-	-	1	-67%	1
	2023	-	-	-	-	1	-	-	-	-	1	1	-	3	▼	3
General Civil - Level 2	2024	1	-	-	-	1	-	-	2	1	2	7	-	14	-42%	14
	2023	1	1	2	2	8	2	2	1	-	3	2	1	24	▼	25
General Civil - Level 3	2024	-	2	2	-	-	-	-	-	-	1	-	-	5	-79%	5
	2023	1	2	4	1	4	4	4	2	-	-	2	-	24	▼	24
Miscellaneous Civil	2024	61	50	54	31	30	21	26	49	36	34	17	-	409	-9%	409
	2023	58	37	64	25	53	34	36	23	59	26	33	30	448	▼	478
Misdemeanor	2024	3	3	3	3	4	6	5	7	6	6	9	-	55	-58%	55
	2023	25	10	8	13	5	4	15	16	17	10	9	7	132	▼	139
Other	2024	-	-	3	-	-	-	-	-	-	-	-	-	3	50%	3
	2023	-	-	-	-	-	-	-	-	-	1	1	-	2	▲	2
Other Criminally Related Matters	2024	-	1	2	14	2	7	8	1	1	25	1	-	62	41%	62
	2023	11	4	13	2	1	5	-	-	1	3	4	-	44	▲	44
Probates/Wills & Trusts - Level 2	2024	-	-	-	-	-	-	-	1	-	-	-	-	1	-80%	1
	2023	-	1	-	1	2	-	-	-	1	-	-	-	5	▼	5
Uncontested Divorce	2024	4	2	1	-	2	2	1	2	1	3	2	-	20	-33%	20
	2023	1	4	4	1	8	4	3	2	2	1	-	1	30	▼	31

This report reflects the case management system. Numbers will update as reports are refreshed and posted. The case types reported may not necessitate judicial involvement.

CPSS-CCMS-10.11 CASELOAD STATISTICS OF THE CIRCUIT COURTS

Fredericksburg

January 2023 -- November 2024 Dispositions

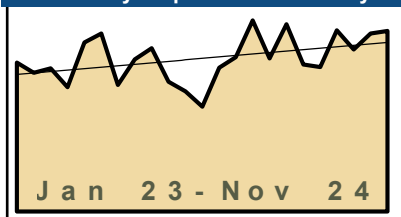
Alexandria and Fairfax Circuit are not Included in State Totals

Dashboard

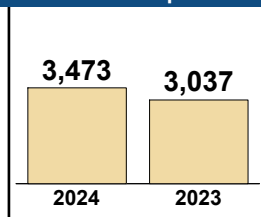
Court: Fredericksburg Circuit
Start/End Date: Jan-23 / Nov-24
2023 Average Month: 270
Jan-Nov 2023: 3,037
Dispositions Trending: ▲

Circuit/Court ID: 15 215630
Type of Case: Dispositions
2024 Average Month: 316
Jan-Nov 2024 : 3,473
Overall AVG. Month: 292

Monthly Dispositions Summary



Jan --- Nov Dispositions



Dispositions by Division

Divisions		Jan	Feb	Mar	Apr	May	Jun	Jul	Aug	Sep	Oct	Nov	Dec	Thru Nov	% Change	Total
Total	2024	274	294	364	292	357	280	275	345	309	339	344	-	3,473	14%	3,473
	2023	284	264	273	237	322	339	241	290	311	247	229	200	3,037	▲	3,237
Civil	2024	43	41	47	58	40	39	54	48	43	66	33	-	512	-8%	512
	2023	46	60	54	47	45	63	54	47	54	36	52	38	558	▼	596
Criminal	2024	158	168	234	161	235	172	156	216	201	200	257	-	2,158	32%	2,158
	2023	145	135	131	138	186	192	116	163	179	148	102	94	1,635	▲	1,729
Concealed Handgun Permits	2024	33	40	25	29	29	24	18	29	22	18	25	-	292	-6%	292
	2023	30	35	29	26	39	22	29	22	29	15	34	22	310	▼	332
Miscellaneous/ Other	2024	40	44	58	44	53	44	46	50	40	55	29	-	503	-5%	503
	2023	61	34	59	26	52	62	42	58	47	48	41	46	530	▼	576
Others	2024	-	1	-	-	-	1	1	2	3	-	-	-	8	100%	8
	2023	2	-	-	-	-	-	-	-	2	-	-	-	4	▲	4

Dispositions by Case Category


Case Categories		Jan	Feb	Mar	Apr	May	Jun	Jul	Aug	Sep	Oct	Nov	Dec	Thru Nov	% Change	Total
Administrative Law	2024	-	-	-	-	-	-	-	1	-	-	-	-	1	-75%	1
	2023	1	-	-	1	-	-	-	-	-	1	1	2	4	▼	6
Aggravated Murder	2024	-	-	-	-	-	-	-	-	-	-	-	-	0	-100%	0
	2023	-	2	-	-	-	-	-	-	-	-	-	-	2	▼	2
Contested Divorce	2024	5	3	2	7	3	3	4	6	5	2	4	-	44	-32%	44
	2023	7	4	4	6	6	3	11	4	9	4	7	5	65	▼	70
Domestic and Family - Level 1	2024	1	1	-	11	-	1	8	4	1	20	-	-	47	-43%	47
	2023	11	26	15	1	2	5	2	9	3	3	6	3	83	▼	86
Domestic and Family - Level 2	2024	12	6	9	6	11	10	16	8	4	10	6	-	98	-3%	98
	2023	3	7	7	10	13	14	9	11	10	5	12	3	101	▼	104
Felonies and Related Matters	2024	102	97	139	97	138	92	90	106	104	117	167	-	1,249	16%	1,249
	2023	104	81	92	95	106	125	74	113	126	101	63	71	1,080	▲	1,151
General Civil - Level 1	2024	1	-	-	2	2	1	1	1	3	2	1	-	14	8%	14
	2023	2	1	1	1	-	2	1	-	2	1	2	1	13	▲	14
General Civil - Level 2	2024	12	10	17	14	9	7	6	16	17	23	10	-	141	31%	141
	2023	7	6	15	8	14	11	11	8	12	8	8	10	108	▲	118
General Civil - Level 3	2024	4	1	1	3	4	2	4	3	3	2	1	-	28	-45%	28
	2023	7	8	4	4	5	8	3	6	1	3	2	5	51	▼	56
Miscellaneous Civil	2024	48	52	43	46	43	50	33	43	38	44	43	-	483	-9%	483
	2023	59	55	52	35	57	55	40	42	55	32	49	45	531	▼	576
Misdemeanor	2024	49	64	87	54	87	75	57	102	83	74	83	-	815	70%	815
	2023	34	46	31	40	75	51	40	42	48	35	37	19	479	▲	498
Other	2024	22	34	44	27	39	20	34	35	27	28	12	-	322	12%	322
	2023	27	8	34	15	31	32	30	34	22	30	25	23	288	▲	311
Other Criminally Related Matters	2024	8	7	9	11	10	6	10	8	14	9	7	-	99	30%	99
	2023	7	6	8	3	5	17	2	8	5	12	3	4	76	▲	80
Probates/Wills & Trusts - Level 1	2024	-	-	-	-	-	-	-	-	-	-	-	-	0	-100%	0
	2023	-	-	-	-	-	-	1	1	-	-	-	-	2	▼	2
Probates/Wills & Trusts - Level 2	2024	1	-	1	-	-	-	1	1	-	-	1	-	5	-67%	5
	2023	2	2	1	5	-	1	1	1	1	1	-	-	15	▼	15
Protective Orders	2024	-	-	-	-	-	-	-	-	-	2	-	-	2	2	2
	2023	-	-	-	-	-	-	-	-	-	-	-	-	0	↔	0
Uncontested Divorce	2024	9	19	12	14	11	13	11	11	10	6	9	-	125	-10%	125
	2023	13	12	9	13	8	15	16	11	17	11	14	9	139	▼	148

This report reflects the case management system. Numbers will update as reports are refreshed and posted. The case types reported may not necessitate judicial involvement.

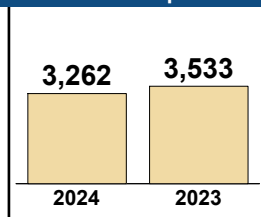
Dashboard

Court: Albemarle Circuit **Circuit/Court ID:** 16 216003
Start/End Date: Jan-23 / Nov-24 **Type of Case:** Dispositions
2023 Average Month: 323 **2024 Average Month:** 297
Jan-Nov 2023: 3,533 **Jan-Nov 2024 :** 3,262
Dispositions Trending: ▼ **Overall AVG. Month:** 310

Monthly Dispositions Summary



Jan --- Nov Dispositions



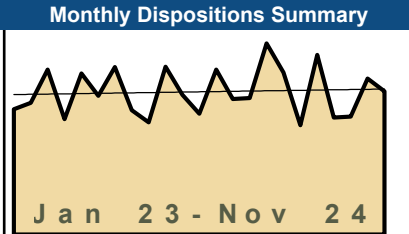
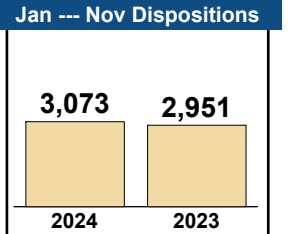
Dispositions by Division

Divisions		Jan	Feb	Mar	Apr	May	Jun	Jul	Aug	Sep	Oct	Nov	Dec	Thru Nov	% Change	Total
Total	2024	328	317	318	363	330	231	266	296	234	310	269	-	3,262	-8%	3,262
	2023	357	325	425	354	272	343	240	339	280	374	224	346	3,533	▼	3,879
Civil	2024	61	40	61	47	40	58	42	46	42	66	51	-	554	-24%	554
	2023	68	46	145	61	67	58	47	64	72	68	35	60	731	▼	791
Criminal	2024	32	51	30	62	64	20	35	51	49	38	40	-	472	-25%	472
	2023	61	65	37	71	31	84	36	49	75	98	25	29	632	▼	661
Concealed Handgun Permits	2024	90	101	111	114	73	47	85	108	59	91	98	-	977	-4%	977
	2023	109	126	114	132	68	91	67	108	49	116	33	104	1,013	▼	1,117
Miscellaneous/ Other	2024	144	125	115	138	151	104	103	86	83	115	80	-	1,244	8%	1,244
	2023	118	87	129	89	104	107	89	118	84	92	130	153	1,147	▲	1,300
Others	2024	1	-	1	2	2	2	1	5	1	-	-	-	15	50%	15
	2023	1	1	-	1	2	3	1	-	-	-	1	-	10	▲	10

Dispositions by Case Category

Case Categories		Jan	Feb	Mar	Apr	May	Jun	Jul	Aug	Sep	Oct	Nov	Dec	Thru Nov	% Change	Total
Administrative Law	2024	-	-	1	-	-	-	-	1	-	-	1	-	3	-40%	3
	2023	-	-	1	-	1	-	1	-	1	-	1	-	5	▼	5
Aggravated Murder	2024	-	-	-	-	-	-	-	-	-	-	3	-	3	50%	3
	2023	-	-	-	-	1	-	-	1	-	-	-	-	2	▲	2
Contested Divorce	2024	6	2	8	7	2	4	5	7	2	5	5	-	53	-38%	53
	2023	5	4	24	3	9	4	1	4	16	11	4	5	85	▼	90
Domestic and Family - Level 1	2024	7	10	3	8	1	7	2	4	1	15	4	-	62	-39%	62
	2023	16	13	16	11	6	15	5	10	3	4	3	5	102	▼	107
Domestic and Family - Level 2	2024	4	6	4	6	-	5	2	1	6	1	2	-	37	-31%	37
	2023	6	5	10	4	3	7	1	4	6	5	3	6	54	▼	60
Felonies and Related Matters	2024	25	40	23	42	48	15	23	47	44	31	29	-	367	-29%	367
	2023	50	49	33	57	28	69	33	34	66	77	24	26	520	▼	546
General Civil	2024	-	-	-	-	-	-	-	-	-	1	-	-	1	1	1
	2023	-	-	-	-	-	-	-	-	-	-	-	-	0	↔	0
General Civil - Level 1	2024	-	-	1	-	4	2	2	-	5	1	-	-	15	15%	15
	2023	1	-	1	2	-	1	1	4	3	-	-	2	13	▲	15
General Civil - Level 2	2024	10	6	3	6	13	19	11	11	9	20	16	-	124	-25%	124
	2023	14	10	39	13	12	9	19	16	10	13	11	20	166	▼	186
General Civil - Level 3	2024	11	11	10	10	3	3	6	6	3	5	7	-	75	19%	75
	2023	7	6	14	11	5	1	2	4	1	9	3	4	63	▲	67
Miscellaneous Civil	2024	118	141	147	153	110	77	120	142	93	143	139	-	1,383	-4%	1,383
	2023	146	140	174	165	107	145	109	153	83	153	73	131	1,448	▼	1,579
Misdemeanor	2024	6	10	5	18	13	5	11	3	4	4	8	-	87	-6%	87
	2023	11	13	4	10	2	15	3	11	8	15	1	1	93	▼	94
Other	2024	117	82	75	95	116	78	69	56	50	60	36	-	834	21%	834
	2023	81	70	65	55	67	56	45	72	47	50	84	116	692	▲	808
Other Criminally Related Matters	2024	1	1	2	2	3	-	1	1	1	3	-	-	15	-25%	15
	2023	-	3	1	4	-	2	-	3	1	6	-	2	20	▼	22
Probates/Wills & Trusts - Level 1	2024	-	-	1	-	-	-	-	-	-	-	-	-	1	-86%	1
	2023	-	-	-	-	2	1	1	-	2	-	1	1	7	▼	8
Probates/Wills & Trusts - Level 2	2024	7	1	3	4	3	3	3	6	1	-	4	-	35	-27%	35
	2023	6	5	6	3	2	4	2	9	3	7	1	2	48	▼	50
Protective Orders	2024	1	-	-	-	1	-	-	-	-	-	-	-	2	0%	2
	2023	-	-	-	-	-	2	-	-	-	-	-	-	2	↔	2
Uncontested Divorce	2024	15	7	32	12	13	13	11	11	15	21	15	-	165	-23%	165
	2023	14	7	37	16	27	12	17	14	30	24	15	25	213	▼	238

This report reflects the case management system. Numbers will update as reports are refreshed and posted. The case types reported may not necessitate judicial involvement.

Dashboard		Monthly Dispositions Summary		Jan --- Nov Dispositions	
<p>Court: Culpeper Circuit Start/End Date: Jan-23 / Nov-24 2023 Average Month: 265 Jan-Nov 2023: 2,951 Dispositions Trending: ▲</p>	<p>Circuit/Court ID: 16 216047 Type of Case: Dispositions 2024 Average Month: 279 Jan-Nov 2024 : 3,073 Overall AVG. Month: 272</p>	 <p>Jan 23 - Nov 24</p>		 <p>3,073 2,951 2024 2023</p>	

Dispositions by Division																
Divisions		Jan	Feb	Mar	Apr	May	Jun	Jul	Aug	Sep	Oct	Nov	Dec	Thru Nov	% Change	Total
Total	2024	314	258	260	364	309	208	342	223	225	297	273	-	3,073	4%	3,073
	2023	239	251	314	220	307	264	319	237	214	320	266	230	2,951	▲	3,181
Civil	2024	26	38	33	54	73	33	50	30	22	46	27	-	432	-6%	432
	2023	44	32	42	55	48	27	42	34	35	44	57	33	460	▼	493
Criminal	2024	132	150	103	147	125	100	140	88	105	165	138	-	1,393	6%	1,393
	2023	87	111	110	82	143	123	165	110	104	155	121	98	1,311	▲	1,409
Concealed Handgun Permits	2024	126	46	101	133	74	56	111	88	66	57	92	-	950	3%	950
	2023	89	89	138	68	82	80	95	67	55	92	64	87	919	▲	1,006
Miscellaneous/ Other	2024	30	24	23	30	37	18	41	17	29	29	16	-	294	13%	294
	2023	19	19	24	15	34	34	17	26	20	29	24	12	261	▲	273
Others	2024	-	-	-	-	-	1	-	-	3	-	-	-	4	4	4
	2023	-	-	-	-	-	-	-	-	-	-	-	-	0	↔	0

Dispositions by Case Category																
Case Categories		Jan	Feb	Mar	Apr	May	Jun	Jul	Aug	Sep	Oct	Nov	Dec	Thru Nov	% Change	Total
Administrative Law	2024	-	-	-	-	-	1	-	-	-	1	-	-	2	2	2
	2023	-	-	-	-	-	-	-	-	-	-	-	-	0	↔	0
Aggravated Murder	2024	-	-	-	-	-	-	-	-	-	5	-	-	5	5	5
	2023	-	-	-	-	-	-	-	-	-	-	-	-	0	↔	0
Contested Divorce	2024	1	6	4	20	9	3	9	8	5	9	3	-	77	-1%	77
	2023	8	5	10	15	9	3	7	6	9	2	4	8	78	▼	86
Domestic and Family - Level 1	2024	2	7	11	3	7	2	7	2	3	18	-	-	62	-14%	62
	2023	11	2	-	2	4	1	11	4	4	7	26	11	72	▼	83
Domestic and Family - Level 2	2024	4	2	-	3	4	2	2	1	1	1	1	-	21	-32%	21
	2023	2	1	4	3	4	2	1	1	6	3	4	1	31	▼	32
Felonies and Related Matters	2024	95	97	67	98	95	70	103	64	78	119	103	-	989	5%	989
	2023	67	74	82	62	115	84	100	76	77	112	90	80	939	▲	1,019
General Civil - Level 1	2024	-	-	-	1	2	-	-	-	1	-	-	-	4	0%	4
	2023	-	-	2	1	-	-	-	1	-	-	-	-	4	↔	4
General Civil - Level 2	2024	7	7	2	4	21	4	10	9	3	3	9	-	79	32%	79
	2023	1	4	8	8	7	4	4	4	2	12	6	3	60	▲	63
General Civil - Level 3	2024	-	2	1	1	6	2	2	2	1	3	3	-	18	-22%	18
	2023	5	1	-	2	2	-	2	2	3	3	3	1	23	▼	24
Miscellaneous Civil	2024	155	71	123	159	105	70	151	104	92	84	104	-	1,218	4%	1,218
	2023	110	107	162	82	113	113	111	92	74	120	83	99	1,167	▲	1,266
Misdemeanor	2024	34	50	34	44	29	28	35	21	26	40	34	-	375	7%	375
	2023	18	34	28	18	27	37	59	32	25	42	31	18	351	▲	369
Other	2024	-	1	3	1	6	6	4	-	6	2	1	-	30	400%	30
	2023	-	-	-	1	2	-	1	-	-	1	1	-	6	▲	6
Other Criminally Related Matters	2024	3	3	2	5	1	2	2	3	1	1	1	-	24	14%	24
	2023	2	3	-	2	1	2	6	2	2	1	-	-	21	▲	21
Probates/Wills & Trusts - Level 1	2024	1	-	-	-	-	-	2	1	-	-	-	-	4	4	4
	2023	-	-	-	-	-	-	-	-	-	-	-	-	0	↔	0
Probates/Wills & Trusts - Level 2	2024	-	-	-	1	2	1	3	2	1	3	4	-	17	31%	17
	2023	1	2	-	3	3	-	1	-	1	-	2	-	13	▲	13
Uncontested Divorce	2024	12	12	13	24	22	17	12	8	7	8	13	-	148	-20%	148
	2023	14	18	18	21	20	18	16	17	11	17	16	9	186	▼	195


This report reflects the case management system. Numbers will update as reports are refreshed and posted. The case types reported may not necessitate judicial involvement.

Dashboard

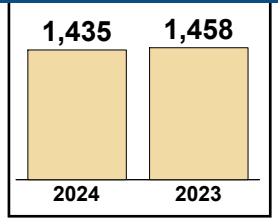
Court: Fluvanna Circuit
Start/End Date: Jan-23 / Nov-24
2023 Average Month: 139
Jan-Nov 2023: 1,458
Dispositions Trending: ⇄

Circuit/Court ID: 16 216065
Type of Case: Dispositions
2024 Average Month: 130
Jan-Nov 2024 : 1,435
Overall AVG. Month: 135

Monthly Dispositions Summary



Jan --- Nov Dispositions



Dispositions by Division

Divisions		Jan	Feb	Mar	Apr	May	Jun	Jul	Aug	Sep	Oct	Nov	Dec	Thru Nov	% Change	Total
Total	2024	172	145	116	113	113	197	116	143	117	97	106	-	1,435	-2%	1,435
	2023	148	110	131	142	71	198	100	200	119	169	70	214	1,458	▼	1,672
Civil	2024	10	14	19	14	21	8	25	28	15	20	4	-	178	29%	178
	2023	8	16	10	10	15	25	15	10	9	6	14	11	138	▲	149
Criminal	2024	58	23	28	22	18	78	24	22	29	19	8	-	329	-30%	329
	2023	32	31	37	28	23	46	26	113	51	70	15	33	472	▼	505
Concealed Handgun Permits	2024	77	79	47	52	43	77	40	67	48	35	63	-	628	14%	628
	2023	83	35	66	72	13	98	37	46	27	54	20	53	551	▲	604
Miscellaneous/ Other	2024	27	29	21	25	31	34	27	26	25	23	30	-	298	2%	298
	2023	25	28	18	30	20	28	22	31	32	39	20	117	293	▲	410
Others	2024	-	-	1	-	-	-	-	-	-	-	1	-	2	-50%	2
	2023	-	-	-	2	-	1	-	-	-	-	1	-	4	▼	4

Dispositions by Case Category

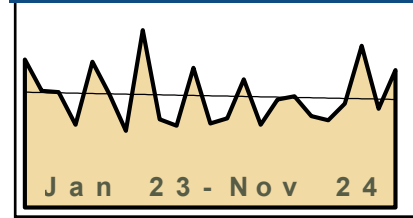
Case Categories		Jan	Feb	Mar	Apr	May	Jun	Jul	Aug	Sep	Oct	Nov	Dec	Thru Nov	% Change	Total
Administrative Law	2024	-	-	-	-	-	-	-	-	1	1	-	-	2	2	2
	2023	-	-	-	-	-	-	-	-	-	-	-	-	0	↔	0
Contested Divorce	2024	1	-	-	3	2	2	1	2	-	1	1	-	13	-46%	13
	2023	2	5	2	1	5	1	4	1	1	1	1	2	24	▼	26
Domestic and Family - Level 1	2024	-	3	4	-	1	-	8	14	1	2	-	-	33	43%	33
	2023	-	-	1	-	3	7	4	4	-	-	-	4	23	▲	23
Domestic and Family - Level 2	2024	1	2	3	4	3	-	2	-	-	2	1	-	18	38%	18
	2023	1	3	-	1	3	2	-	-	1	1	1	3	13	▲	16
Felonies and Related Matters	2024	53	14	18	12	13	61	17	13	19	10	6	-	236	-24%	236
	2023	22	15	23	21	14	29	22	77	39	40	9	29	311	▼	340
General Civil - Level 1	2024	-	-	-	-	-	-	-	-	-	-	-	-	0	-100%	0
	2023	-	-	-	1	-	-	-	-	-	1	-	-	2	▼	2
General Civil - Level 2	2024	2	2	4	1	2	-	2	4	2	1	-	-	20	-5%	20
	2023	1	1	4	1	3	2	-	2	2	3	2	4	21	▼	25
General Civil - Level 3	2024	2	2	2	3	5	4	9	3	1	2	1	-	34	100%	34
	2023	2	1	2	-	-	3	5	2	2	-	-	2	17	▲	19
Miscellaneous Civil	2024	91	90	57	65	58	94	54	81	63	49	83	-	785	16%	785
	2023	90	43	72	85	26	109	47	55	38	80	29	122	674	▲	796
Misdemeanor	2024	2	8	4	6	4	17	7	8	8	5	2	-	71	-47%	71
	2023	10	12	14	7	9	12	4	35	12	13	6	4	134	▼	138
Other	2024	13	17	12	12	15	15	12	12	9	8	11	-	136	-18%	136
	2023	18	20	11	18	6	19	10	21	21	11	11	46	166	▼	212
Other Criminally Related Matters	2024	3	2	6	4	1	-	-	1	2	4	-	-	23	-15%	23
	2023	-	4	-	-	-	5	-	1	-	17	-	-	27	▼	27
Probates/Wills & Trusts - Level 1	2024	-	-	-	-	2	-	-	-	-	-	-	-	2	100%	2
	2023	-	-	-	-	-	-	1	-	-	-	-	-	1	▲	1
Probates/Wills & Trusts - Level 2	2024	-	1	1	1	1	-	-	-	1	1	-	-	6	100%	6
	2023	-	2	-	-	-	-	-	-	1	-	-	-	3	▲	3
Uncontested Divorce	2024	4	4	5	2	6	4	4	5	10	11	1	-	56	33%	56
	2023	2	4	2	7	2	9	3	2	2	2	7	2	42	▲	44

Dashboard

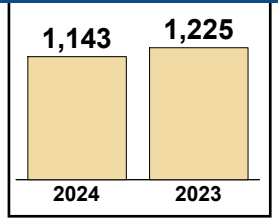
Court: Goochland Circuit
Start/End Date: Jan-23 / Nov-24
2023 Average Month: 109
Jan-Nov 2023: 1,225
Dispositions Trending: ▼

Circuit/Court ID: 16 216075
Type of Case: Dispositions
2024 Average Month: 104
Jan-Nov 2024 : 1,143
Overall AVG. Month: 106

Monthly Dispositions Summary



Jan --- Nov Dispositions



Dispositions by Division

Divisions		Jan	Feb	Mar	Apr	May	Jun	Jul	Aug	Sep	Oct	Nov	Dec	Thru Nov	% Change	Total
Total	2024	85	122	79	103	106	87	83	99	154	94	131	-	1,143	-7%	1,143
	2023	141	111	110	79	139	108	73	169	84	78	133	80	1,225	▼	1,305
Civil	2024	14	10	11	9	9	18	9	18	16	9	13	-	136	-6%	136
	2023	13	7	21	8	16	12	15	19	6	12	16	8	145	▼	153
Criminal	2024	22	37	25	24	22	24	19	26	30	12	17	-	258	-7%	258
	2023	12	13	19	9	41	19	20	77	20	18	30	11	278	▼	289
Concealed Handgun Permits	2024	39	66	35	59	68	35	51	27	100	58	92	-	630	-9%	630
	2023	100	78	57	52	78	73	29	61	51	31	85	52	695	▼	747
Miscellaneous/ Other	2024	10	9	8	11	7	10	4	28	8	15	9	-	119	11%	119
	2023	16	13	13	10	4	4	9	12	7	17	2	9	107	▲	116

Dispositions by Case Category

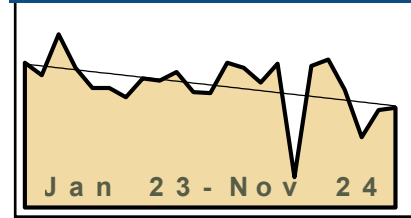
Case Categories		Jan	Feb	Mar	Apr	May	Jun	Jul	Aug	Sep	Oct	Nov	Dec	Thru Nov	% Change	Total
Administrative Law	2024	-	-	-	-	-	-	-	1	-	-	-	-	1	-50%	1
	2023	-	-	-	-	-	-	-	2	-	-	-	-	2	▼	2
Aggravated Murder	2024	-	-	-	-	-	-	-	3	-	-	-	-	3	200%	3
	2023	-	-	-	-	-	-	-	1	-	-	-	-	1	▲	1
Contested Divorce	2024	1	-	2	1	2	3	-	1	3	1	-	-	14	-39%	14
	2023	2	2	4	1	2	2	2	1	3	1	3	1	23	▼	24
Domestic and Family - Level 1	2024	1	3	-	-	1	-	-	-	4	-	-	-	9	0%	9
	2023	5	1	2	-	-	-	-	-	1	-	-	-	9	↔	9
Domestic and Family - Level 2	2024	1	-	1	-	-	-	1	2	-	-	-	-	5	25%	5
	2023	1	-	2	-	1	-	-	-	-	-	-	-	4	▲	4
Felonies and Related Matters	2024	11	17	12	4	13	10	13	10	11	6	5	-	112	-36%	112
	2023	9	6	13	2	22	14	11	58	11	9	20	8	175	▼	183
General Civil - Level 1	2024	-	-	1	-	1	-	-	1	2	-	-	-	5	150%	5
	2023	-	-	1	-	-	-	-	-	1	-	-	-	2	▲	2
General Civil - Level 2	2024	2	7	3	5	2	11	8	7	4	4	8	-	61	17%	61
	2023	5	1	5	3	7	6	5	8	-	6	6	4	52	▲	56
General Civil - Level 3	2024	3	-	3	2	2	1	1	4	2	-	3	-	21	11%	21
	2023	-	1	4	1	4	1	5	-	-	-	3	1	19	▲	20
Miscellaneous Civil	2024	49	74	40	68	75	43	53	49	106	72	100	-	729	-8%	729
	2023	114	91	69	62	82	77	38	71	56	47	86	60	793	▼	853
Misdemeanor	2024	6	15	10	18	8	14	6	12	17	6	7	-	119	61%	119
	2023	3	6	5	2	16	2	4	17	5	6	8	3	74	▲	77
Other	2024	-	-	-	-	-	-	-	5	-	-	1	-	6	6	6
	2023	-	-	-	-	-	-	-	-	-	-	-	-	0	↔	0
Other Criminally Related Matters	2024	5	5	3	2	1	1	-	1	2	1	5	-	26	-10%	26
	2023	-	1	1	5	3	3	5	2	4	3	2	-	29	▼	29
Probates/Wills & Trusts - Level 1	2024	-	-	-	-	-	-	-	-	-	-	-	-	0	-100%	0
	2023	-	-	-	-	-	-	-	-	1	-	-	-	1	▼	1
Probates/Wills & Trusts - Level 2	2024	-	1	1	1	-	-	-	2	-	-	-	-	5	150%	5
	2023	-	-	1	-	-	1	-	-	-	-	-	-	2	▲	2
Uncontested Divorce	2024	6	-	3	2	1	4	1	1	3	4	2	-	27	-31%	27
	2023	2	2	3	3	2	2	3	8	3	6	5	3	39	▼	42

Dashboard

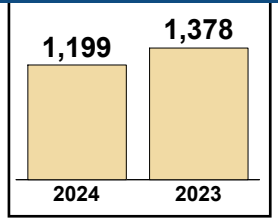
Court: Greene Circuit
Start/End Date: Jan-23 / Nov-24
2023 Average Month: 124
Jan-Nov 2023: 1,378
Dispositions Trending: ▼

Circuit/Court ID: 16 216079
Type of Case: Dispositions
2024 Average Month: 109
Jan-Nov 2024 : 1,199
Overall AVG. Month: 117

Monthly Dispositions Summary



Jan --- Nov Dispositions



Dispositions by Division

Divisions		Jan	Feb	Mar	Apr	May	Jun	Jul	Aug	Sep	Oct	Nov	Dec	Thru Nov	% Change	Total
Total	2024	138	133	119	137	29	135	141	112	67	93	95	-	1,199	-13%	1,199
	2023	138	126	165	133	114	114	105	123	121	129	110	109	1,378	▼	1,487
Civil	2024	15	10	9	9	5	10	17	15	8	11	11	-	120	-39%	120
	2023	10	5	14	56	31	11	10	21	10	21	7	18	196	▼	214
Criminal	2024	44	50	45	50	8	35	40	34	24	34	52	-	416	3%	416
	2023	50	53	56	19	23	33	19	64	19	48	21	5	405	▲	410
Concealed Handgun Permits	2024	67	58	51	54	-	70	58	43	23	34	26	-	484	-15%	484
	2023	66	57	76	32	40	43	55	19	80	32	68	15	568	▼	583
Miscellaneous/ Other	2024	12	15	14	22	16	20	26	19	12	14	6	-	176	-16%	176
	2023	12	11	19	26	20	27	21	19	12	28	14	71	209	▼	280
Others	2024	-	-	-	2	-	-	-	1	-	-	-	-	3	3	3
	2023	-	-	-	-	-	-	-	-	-	-	-	-	0	↔	0

Dispositions by Case Category

Case Categories		Jan	Feb	Mar	Apr	May	Jun	Jul	Aug	Sep	Oct	Nov	Dec	Thru Nov	% Change	Total
Administrative Law	2024	-	1	-	-	-	-	-	-	-	-	1	-	2	-33%	2
	2023	-	1	-	1	-	1	-	-	-	-	-	1	3	▼	4
Contested Divorce	2024	2	-	-	1	-	1	2	1	-	1	1	-	9	-61%	9
	2023	-	1	2	7	4	1	3	3	-	2	-	-	23	▼	23
Domestic and Family - Level 1	2024	5	1	3	-	-	-	6	2	5	1	2	-	25	-14%	25
	2023	2	-	4	3	5	-	2	11	-	1	1	11	29	▼	40
Domestic and Family - Level 2	2024	1	1	-	1	-	-	1	2	2	-	-	-	8	167%	8
	2023	-	-	-	-	1	1	-	1	-	-	-	-	3	▲	3
Felonies and Related Matters	2024	31	40	25	38	6	24	28	29	16	20	29	-	286	6%	286
	2023	34	31	39	9	14	28	11	47	16	23	17	2	269	▲	271
General Civil - Level 1	2024	-	-	1	-	-	-	-	-	-	-	-	-	1	-75%	1
	2023	-	-	1	1	-	-	-	-	-	1	1	1	4	▼	5
General Civil - Level 2	2024	1	-	2	-	2	2	3	3	1	3	4	-	21	-61%	21
	2023	3	1	3	20	10	1	2	1	3	5	5	3	54	▼	57
General Civil - Level 3	2024	-	2	-	1	-	3	-	3	-	1	-	-	10	-41%	10
	2023	1	-	-	6	4	-	1	1	2	2	1	1	17	▼	18
Miscellaneous Civil	2024	74	61	57	72	8	79	76	53	33	43	30	-	586	-19%	586
	2023	78	65	93	48	53	64	71	25	90	54	80	20	721	▼	741
Misdemeanor	2024	10	10	11	10	2	10	7	5	8	11	21	-	105	-13%	105
	2023	14	17	17	6	9	2	7	17	3	24	4	3	120	▼	123
Other	2024	5	12	9	6	8	10	8	9	1	6	2	-	76	62%	76
	2023	-	2	1	4	3	10	4	12	4	5	2	66	47	▲	113
Other Criminally Related Matters	2024	3	-	9	2	-	1	5	-	-	3	2	-	25	32%	25
	2023	3	5	-	4	-	4	1	-	-	2	-	-	19	▲	19
Probates/Wills & Trusts - Level 1	2024	-	-	-	-	-	-	-	-	-	-	-	-	0	-100%	0
	2023	-	-	-	-	2	-	-	1	-	-	-	-	3	▼	3
Probates/Wills & Trusts - Level 2	2024	1	-	-	-	-	-	-	-	-	-	1	-	2	-33%	2
	2023	-	-	2	1	-	-	-	-	-	-	-	-	3	▼	3
Protective Orders	2024	1	-	-	-	-	-	-	-	-	-	-	-	1	1	1
	2023	-	-	-	-	-	-	-	-	-	-	-	-	0	↔	0
Uncontested Divorce	2024	4	5	2	6	3	5	5	5	1	4	2	-	42	-33%	42
	2023	3	3	3	23	9	2	3	4	2	10	1	1	63	▼	64

This report reflects the case management system. Numbers will update as reports are refreshed and posted. The case types reported may not necessitate judicial involvement.

CPSS-CCMS-10.11 CASELOAD STATISTICS OF THE CIRCUIT COURTS

Louisa

January 2023 -- November 2024 Dispositions

Alexandria and Fairfax Circuit are not Included in State Totals

Dashboard		Monthly Dispositions Summary		Jan --- Nov Dispositions					
<p>Court: Louisa Circuit Start/End Date: Jan-23 / Nov-24 2023 Average Month: 209 Jan-Nov 2023: 2,356 Dispositions Trending: ▼</p>	<p>Circuit/Court ID: 16 216109 Type of Case: Dispositions 2024 Average Month: 205 Jan-Nov 2024 : 2,252 Overall AVG. Month: 207</p>	<p style="text-align: center; font-weight: bold;">Jan 23 - Nov 24</p>		<table border="1" style="margin: auto;"> <tr> <td style="text-align: center; width: 50px;">2,252</td> <td style="text-align: center; width: 50px;">2,356</td> </tr> <tr> <td style="text-align: center;">2024</td> <td style="text-align: center;">2023</td> </tr> </table>		2,252	2,356	2024	2023
2,252	2,356								
2024	2023								

Dispositions by Division																
Divisions		Jan	Feb	Mar	Apr	May	Jun	Jul	Aug	Sep	Oct	Nov	Dec	Thru Nov	% Change	Total
Total	2024	245	240	210	178	165	223	189	221	193	223	165	-	2,252	-4%	2,252
	2023	230	277	228	192	193	165	184	226	218	220	223	155	2,356	▼	2,511
Civil	2024	10	18	18	18	20	17	20	26	17	20	12	-	196	-5%	196
	2023	26	19	19	17	17	18	23	21	10	17	19	26	206	▼	232
Criminal	2024	67	89	63	36	59	79	98	70	73	71	54	-	759	-11%	759
	2023	67	66	64	68	63	75	61	93	117	101	76	54	851	▼	905
Concealed Handgun Permits	2024	122	102	84	98	60	100	42	62	81	101	81	-	933	1%	933
	2023	90	159	99	82	80	39	79	80	58	60	100	40	926	▲	966
Miscellaneous/ Other	2024	46	31	45	25	26	27	29	62	22	30	18	-	361	-3%	361
	2023	47	33	46	25	33	33	21	32	33	42	28	35	373	▼	408
Others	2024	-	-	-	1	-	-	-	1	-	1	-	-	3	3	3
	2023	-	-	-	-	-	-	-	-	-	-	-	-	0	↔	0

Dispositions by Case Category																
Case Categories		Jan	Feb	Mar	Apr	May	Jun	Jul	Aug	Sep	Oct	Nov	Dec	Thru Nov	% Change	Total
Administrative Law	2024	-	-	1	-	-	-	-	-	-	-	-	-	1	0%	1
	2023	-	1	-	-	-	-	-	-	-	-	-	-	1	↔	1
Aggravated Murder	2024	-	-	-	-	-	-	-	-	-	-	-	-	0	-100%	0
	2023	-	-	-	-	-	-	-	-	1	-	-	-	1	▼	1
Contested Divorce	2024	-	1	2	3	1	3	2	5	2	4	1	-	24	-38%	24
	2023	6	2	1	2	2	1	4	7	2	6	6	3	39	▼	42
Domestic and Family - Level 1	2024	-	4	4	1	5	2	1	2	2	2	1	-	24	300%	24
	2023	-	-	-	1	3	-	-	1	-	-	1	3	6	▲	9
Domestic and Family - Level 2	2024	2	-	3	4	1	2	1	-	-	1	1	-	15	67%	15
	2023	1	2	1	-	-	-	1	-	2	1	1	-	9	▲	9
Felonies and Related Matters	2024	51	61	40	29	36	61	71	59	45	45	40	-	538	-8%	538
	2023	40	48	33	32	40	46	40	64	110	74	59	32	586	▼	618
General Civil - Level 1	2024	-	-	-	-	-	-	-	1	-	-	-	-	1	0%	1
	2023	-	-	-	1	-	-	-	-	-	-	-	-	1	↔	1
General Civil - Level 2	2024	3	5	5	-	6	5	3	7	4	2	1	-	41	-7%	41
	2023	7	5	2	1	6	2	4	6	2	5	4	5	44	▼	49
General Civil - Level 3	2024	1	2	5	2	3	-	2	1	1	3	3	-	23	5%	23
	2023	2	1	2	3	2	3	5	-	-	-	4	5	22	▲	27
Miscellaneous Civil	2024	134	124	100	108	71	113	54	88	93	114	88	-	1,087	0%	1,087
	2023	104	179	117	93	96	54	84	102	73	76	113	49	1,091	▼	1,140
Misdemeanor	2024	16	23	23	7	20	15	27	12	27	25	14	-	209	-14%	209
	2023	26	17	26	36	22	28	20	26	4	24	13	21	242	▼	263
Other	2024	34	10	24	17	15	14	18	37	11	19	11	-	210	-1%	210
	2023	33	15	28	13	18	22	16	12	17	24	15	27	213	▼	240
Other Criminally Related Matters	2024	1	5	-	-	3	3	-	-	1	2	-	-	15	-38%	15
	2023	2	1	5	-	1	2	1	3	2	3	4	1	24	▼	25
Probates/Wills & Trusts - Level 1	2024	-	1	-	-	-	-	1	-	-	-	1	-	3	3	3
	2023	-	-	-	-	-	-	-	-	-	-	-	-	0	↔	0
Probates/Wills & Trusts - Level 2	2024	1	-	-	1	-	-	-	1	-	-	2	-	5	-55%	5
	2023	-	1	4	2	-	-	1	1	1	1	-	4	11	▼	15
Uncontested Divorce	2024	2	4	3	6	4	5	9	8	7	6	2	-	56	-15%	56
	2023	9	5	9	8	3	7	8	4	4	6	3	5	66	▼	71


This report reflects the case management system. Numbers will update as reports are refreshed and posted. The case types reported may not necessitate judicial involvement.

Dashboard

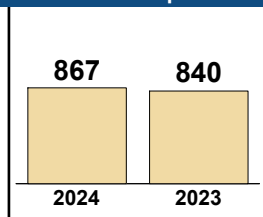
Court: Madison Circuit
Start/End Date: Jan-23 / Nov-24
2023 Average Month: 80
Jan-Nov 2023: 840
Dispositions Trending: ▲

Circuit/Court ID: 16 216113
Type of Case: Dispositions
2024 Average Month: 79
Jan-Nov 2024 : 867
Overall AVG. Month: 80

Monthly Dispositions Summary



Jan --- Nov Dispositions



Dispositions by Division

Divisions		Jan	Feb	Mar	Apr	May	Jun	Jul	Aug	Sep	Oct	Nov	Dec	Thru Nov	% Change	Total
Total	2024	57	116	100	90	75	42	73	80	80	89	65	-	867	3%	867
	2023	72	96	86	67	87	79	67	77	54	75	80	124	840	▲	964
Civil	2024	10	7	4	7	7	5	8	8	15	8	2	-	81	33%	81
	2023	2	5	4	8	11	10	4	8	2	2	5	4	61	▲	65
Criminal	2024	22	47	6	24	20	12	10	29	18	15	18	-	221	13%	221
	2023	18	12	24	7	26	17	18	13	28	7	26	21	196	▲	217
Concealed Handgun Permits	2024	2	45	65	38	33	14	31	24	34	53	31	-	370	-5%	370
	2023	37	60	42	44	33	34	16	30	4	53	38	36	391	▼	427
Miscellaneous/ Other	2024	23	17	25	21	15	11	23	19	13	13	14	-	194	1%	194
	2023	15	19	16	8	17	18	29	26	20	13	11	63	192	▲	255
Others	2024	-	-	-	-	-	-	1	-	-	-	-	-	1	1	1
	2023	-	-	-	-	-	-	-	-	-	-	-	-	0	↔	0

Dispositions by Case Category


Case Categories		Jan	Feb	Mar	Apr	May	Jun	Jul	Aug	Sep	Oct	Nov	Dec	Thru Nov	% Change	Total
Administrative Law	2024	-	-	-	-	-	-	1	-	-	1	-	-	2	0%	2
	2023	-	-	-	1	-	-	-	-	1	-	-	-	2	↔	2
Contested Divorce	2024	2	-	-	2	-	-	1	1	1	-	-	-	7	133%	7
	2023	-	-	-	1	1	1	-	-	-	-	-	-	3	▲	3
Domestic and Family - Level 1	2024	-	3	1	1	1	-	-	1	8	2	-	-	17	113%	17
	2023	-	-	1	-	1	2	1	-	-	-	3	1	8	▲	9
Domestic and Family - Level 2	2024	-	-	-	1	2	-	-	-	-	1	-	-	4	33%	4
	2023	-	1	1	1	-	-	-	-	-	-	-	-	3	▲	3
Felonies and Related Matters	2024	10	23	4	14	13	9	4	13	10	8	7	-	115	-11%	115
	2023	12	4	16	4	19	13	12	11	19	5	14	14	129	▼	143
General Civil - Level 2	2024	3	-	2	2	1	2	2	4	2	1	2	-	21	11%	21
	2023	-	-	-	3	7	2	2	3	-	-	2	1	19	▲	20
General Civil - Level 3	2024	2	2	1	-	-	1	1	2	-	2	-	-	11	-31%	11
	2023	1	3	1	1	1	1	-	5	1	2	-	1	16	▼	17
Miscellaneous Civil	2024	9	48	71	49	36	20	40	33	39	59	35	-	439	-5%	439
	2023	40	66	45	50	43	41	29	39	9	61	39	40	462	▼	502
Misdemeanor	2024	12	24	1	9	7	3	4	16	8	7	9	-	100	67%	100
	2023	6	7	7	3	7	4	5	2	6	1	12	6	60	▲	66
Other	2024	17	14	18	10	12	6	15	10	8	6	10	-	126	4%	126
	2023	12	12	13	3	7	12	16	16	15	5	10	59	121	▲	180
Other Criminally Related Matters	2024	-	-	1	1	-	-	2	-	-	-	2	-	6	-14%	6
	2023	-	1	1	-	-	-	1	-	3	1	-	1	7	▼	8
Probates/Wills & Trusts - Level 1	2024	-	-	-	-	-	-	-	-	-	1	-	-	1	1	1
	2023	-	-	-	-	-	-	-	-	-	-	-	-	0	↔	0
Probates/Wills & Trusts - Level 2	2024	-	-	-	-	-	-	-	-	1	-	-	-	1	-50%	1
	2023	-	-	-	-	1	1	-	-	-	-	-	-	2	▼	2
Uncontested Divorce	2024	2	2	1	1	3	1	3	-	3	1	-	-	17	113%	17
	2023	1	2	1	-	-	2	1	1	-	-	-	1	8	▲	9

Dashboard

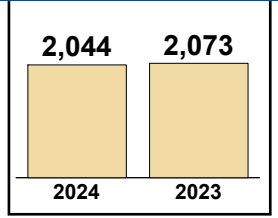
Court: Orange Circuit
Start/End Date: Jan-23 / Nov-24
2023 Average Month: 182
Jan-Nov 2023: 2,073
Dispositions Trending: ⇄

Circuit/Court ID: 16 216137
Type of Case: Dispositions
2024 Average Month: 186
Jan-Nov 2024 : 2,044
Overall AVG. Month: 184

Monthly Dispositions Summary



Jan --- Nov Dispositions



Dispositions by Division

Divisions		Jan	Feb	Mar	Apr	May	Jun	Jul	Aug	Sep	Oct	Nov	Dec	Thru Nov	% Change	Total
Total	2024	193	206	140	222	203	143	184	248	156	187	162	-	2,044	-1%	2,044
	2023	288	193	294	144	215	169	149	141	152	207	121	108	2,073	▼	2,181
Civil	2024	34	15	12	18	29	19	26	30	18	20	25	-	246	6%	246
	2023	22	19	19	35	26	16	20	11	17	20	27	5	232	▲	237
Criminal	2024	66	73	58	108	62	91	86	102	71	83	41	-	841	13%	841
	2023	73	91	111	48	72	51	51	73	45	89	42	58	746	▲	804
Concealed Handgun Permits	2024	74	105	61	85	90	21	49	101	52	72	78	-	788	-15%	788
	2023	176	67	144	37	95	95	47	46	76	88	51	37	922	▼	959
Miscellaneous/ Other	2024	18	13	9	11	22	12	22	15	15	12	18	-	167	-3%	167
	2023	17	16	19	24	22	7	31	11	14	10	1	8	172	▼	180
Others	2024	1	-	-	-	-	-	1	-	-	-	-	-	2	100%	2
	2023	-	-	1	-	-	-	-	-	-	-	-	-	1	▲	1

Dispositions by Case Category

Case Categories		Jan	Feb	Mar	Apr	May	Jun	Jul	Aug	Sep	Oct	Nov	Dec	Thru Nov	% Change	Total
Administrative Law	2024	-	-	-	-	-	1	-	-	-	-	1	-	2	100%	2
	2023	-	-	-	-	-	-	-	-	-	-	1	-	1	▲	1
Contested Divorce	2024	4	2	2	2	1	6	2	3	1	-	4	-	27	-16%	27
	2023	3	3	2	3	3	2	2	4	3	3	4	3	32	▼	35
Domestic and Family - Level 1	2024	15	6	2	3	1	-	1	10	5	7	-	-	50	100%	50
	2023	3	-	2	5	-	3	4	-	2	1	5	-	25	▲	25
Domestic and Family - Level 2	2024	-	-	1	1	1	1	1	4	-	3	3	-	15	15%	15
	2023	2	-	-	1	2	-	2	-	2	4	-	-	13	▲	13
Felonies and Related Matters	2024	52	55	42	75	41	64	49	68	38	55	22	-	561	-2%	561
	2023	55	82	79	37	61	39	36	54	38	67	24	38	572	▼	610
General Civil - Level 1	2024	-	-	-	-	-	-	-	1	-	-	-	-	1	-75%	1
	2023	-	-	2	1	1	-	-	-	-	-	-	1	4	▼	5
General Civil - Level 2	2024	3	1	1	5	7	2	9	1	7	4	4	-	44	-6%	44
	2023	1	7	4	8	8	1	2	5	4	5	2	1	47	▼	48
General Civil - Level 3	2024	3	2	-	1	10	2	3	5	4	5	3	-	38	6%	38
	2023	6	3	4	8	3	1	3	1	-	3	4	1	36	▲	37
Miscellaneous Civil	2024	90	118	70	95	107	32	71	116	64	81	93	-	937	-12%	937
	2023	190	76	158	54	114	102	77	55	88	97	51	41	1,062	▼	1,103
Misdemeanor	2024	13	17	15	31	18	24	35	31	31	24	17	-	256	62%	256
	2023	17	8	30	11	8	12	14	17	3	21	17	21	158	▲	179
Other	2024	1	-	-	1	-	1	2	1	-	-	1	-	7	0%	7
	2023	-	-	2	1	2	-	-	-	1	-	1	1	7	↔	8
Other Criminally Related Matters	2024	1	1	1	2	3	3	2	4	2	4	3	-	26	63%	26
	2023	1	1	2	-	3	-	1	2	4	1	1	-	16	▲	16
Probates/Wills & Trusts - Level 1	2024	-	-	-	-	-	-	-	-	-	-	1	-	1	0%	1
	2023	-	-	-	-	-	-	-	-	1	-	-	-	1	↔	1
Probates/Wills & Trusts - Level 2	2024	-	-	-	-	-	1	2	-	-	-	4	-	7	-50%	7
	2023	-	1	-	3	2	3	-	-	-	2	3	-	14	▼	14
Uncontested Divorce	2024	11	4	6	6	14	6	7	4	4	4	6	-	72	-15%	72
	2023	10	12	9	12	8	6	8	3	6	3	8	1	85	▼	86

Dashboard		Monthly Dispositions Summary		Jan --- Nov Dispositions					
<p>Court: Charlottesville Circuit Start/End Date: Jan-23 / Nov-24 2023 Average Month: 92 Jan-Nov 2023: 1,035 Dispositions Trending: ▼</p>	<p>Circuit/Court ID: 16 216540 Type of Case: Dispositions 2024 Average Month: 87 Jan-Nov 2024 : 952 Overall AVG. Month: 89</p>	<p style="text-align: center; font-weight: bold;">Jan 23 - Nov 24</p>		<table border="1" style="margin: auto;"> <tr> <td style="text-align: center; width: 50px; height: 50px;">952</td> <td style="text-align: center; width: 50px; height: 50px;">1,035</td> </tr> <tr> <td style="text-align: center; width: 50px;">2024</td> <td style="text-align: center; width: 50px;">2023</td> </tr> </table>		952	1,035	2024	2023
952	1,035								
2024	2023								

Dispositions by Division																
Divisions		Jan	Feb	Mar	Apr	May	Jun	Jul	Aug	Sep	Oct	Nov	Dec	Thru Nov	% Change	Total
Total	2024	85	84	90	92	120	76	97	79	65	92	72	-	952	-8%	952
	2023	106	62	148	78	99	75	100	89	69	124	85	68	1,035	▼	1,103
Civil	2024	19	9	18	22	38	11	19	19	24	20	14	-	213	11%	213
	2023	18	19	17	13	18	24	14	8	20	31	10	12	192	▲	204
Criminal	2024	34	36	50	40	38	32	46	29	19	41	37	-	402	-23%	402
	2023	70	12	86	43	41	35	62	40	29	68	35	30	521	▼	551
Concealed Handgun Permits	2024	15	18	12	11	21	20	23	16	11	17	6	-	170	21%	170
	2023	11	18	20	10	17	3	8	18	4	14	18	21	141	▲	162
Miscellaneous/ Other	2024	17	21	10	19	23	13	9	15	11	14	14	-	166	-8%	166
	2023	7	13	25	12	23	13	16	23	16	11	22	5	181	▼	186
Others	2024	-	-	-	-	-	-	-	-	-	-	1	-	1	1	1
	2023	-	-	-	-	-	-	-	-	-	-	-	-	0	↔	0

Dispositions by Case Category																
Case Categories		Jan	Feb	Mar	Apr	May	Jun	Jul	Aug	Sep	Oct	Nov	Dec	Thru Nov	% Change	Total
Administrative Law	2024	-	-	-	1	-	-	-	-	-	-	-	-	1	1	1
	2023	-	-	-	-	-	-	-	-	-	-	-	-	0	↔	0
Contested Divorce	2024	4	1	2	4	2	2	2	2	3	2	3	-	27	29%	27
	2023	1	4	2	4	2	-	3	2	2	-	1	1	21	▲	22
Domestic and Family - Level 1	2024	-	1	1	4	29	1	2	3	2	3	1	-	47	262%	47
	2023	1	3	-	1	1	1	-	-	6	-	-	-	13	▲	13
Domestic and Family - Level 2	2024	1	-	1	4	-	-	-	2	-	3	2	-	13	-24%	13
	2023	1	-	3	-	3	5	-	1	2	2	-	-	17	▼	17
Felonies and Related Matters	2024	27	25	33	29	24	24	37	23	14	25	25	-	286	-25%	286
	2023	47	9	69	31	28	24	49	23	24	54	22	23	380	▼	403
General Civil	2024	-	1	-	-	-	-	-	-	-	-	-	-	1	1	1
	2023	-	-	-	-	-	-	-	-	-	-	-	-	0	↔	0
General Civil - Level 1	2024	1	1	-	-	-	-	-	1	4	-	-	-	7	0%	7
	2023	2	1	-	-	-	1	-	1	1	1	-	1	7	↔	8
General Civil - Level 2	2024	2	3	6	3	2	1	8	3	3	7	4	-	42	-32%	42
	2023	5	5	5	4	5	3	2	4	8	13	8	5	62	▼	67
General Civil - Level 3	2024	3	2	-	-	3	1	1	2	1	1	1	-	15	-38%	15
	2023	3	-	3	2	2	5	-	2	1	4	2	1	24	▼	25
Miscellaneous Civil	2024	32	35	21	30	42	32	31	30	22	31	16	-	322	4%	322
	2023	18	31	44	20	40	16	25	37	18	24	37	26	310	▲	336
Misdemeanor	2024	5	6	12	11	13	5	6	5	2	10	8	-	83	-22%	83
	2023	23	3	15	9	8	7	10	9	2	10	10	8	106	▼	114
Other	2024	-	-	1	-	-	-	-	-	-	1	1	-	3	200%	3
	2023	-	-	-	-	-	-	-	-	-	1	-	-	1	▲	1
Other Criminally Related Matters	2024	3	5	5	-	1	3	3	1	4	6	5	-	36	-3%	36
	2023	1	-	2	3	5	4	3	8	3	5	3	-	37	▼	37
Probates/Wills & Trusts - Level 1	2024	-	-	-	-	-	-	-	-	-	-	-	-	0	-100%	0
	2023	-	-	-	-	-	-	1	-	-	-	-	-	1	▼	1
Probates/Wills & Trusts - Level 2	2024	2	-	-	-	1	3	-	2	2	-	-	-	10	11%	10
	2023	-	1	2	1	-	-	-	2	-	3	-	-	9	▲	9
Protective Orders	2024	-	2	-	-	-	-	-	-	-	-	-	-	2	2	2
	2023	-	-	-	-	-	-	-	-	-	-	-	-	0	↔	0
Uncontested Divorce	2024	5	2	8	6	3	4	7	5	8	3	6	-	57	21%	57
	2023	4	5	3	3	5	9	5	2	2	7	2	3	47	▲	50

This report reflects the case management system. Numbers will update as reports are refreshed and posted. The case types reported may not necessitate judicial involvement.

Dashboard		Monthly Dispositions Summary		Jan --- Nov Dispositions	
<p>Court: Arlington Circuit Start/End Date: Jan-23 / Nov-24 2023 Average Month: 780 Jan-Nov 2023: 8,482 Dispositions Trending: ▼</p>	<p>Circuit/Court ID: 17 217013 Type of Case: Dispositions 2024 Average Month: 743 Jan-Nov 2024 : 8,175 Overall AVG. Month: 762</p>	<p>Jan 23 - Nov 24</p>		<div style="display: flex; justify-content: space-around;"> <div style="text-align: center;"> <p>8,175</p> <div style="width: 40px; height: 40px; background-color: #d9ead3; margin: 0 auto;"></div> <p>2024</p> </div> <div style="text-align: center;"> <p>8,482</p> <div style="width: 40px; height: 40px; background-color: #d9ead3; margin: 0 auto;"></div> <p>2023</p> </div> </div>	

Dispositions by Division																
Divisions		Jan	Feb	Mar	Apr	May	Jun	Jul	Aug	Sep	Oct	Nov	Dec	Thru Nov	% Change	Total
Total	2024	690	838	726	877	741	671	604	931	746	707	644	-	8,175	-4%	8,175
	2023	649	943	1,049	781	812	814	644	701	738	702	649	874	8,482	▼	9,356
Civil	2024	160	175	161	222	143	147	131	136	153	163	161	-	1,752	-16%	1,752
	2023	141	188	299	204	259	181	120	171	225	167	143	215	2,098	▼	2,313
Criminal	2024	200	193	236	250	230	160	176	345	219	176	200	-	2,385	4%	2,385
	2023	258	224	262	202	243	226	128	182	185	211	175	246	2,296	▲	2,542
Concealed Handgun Permits	2024	8	206	85	93	65	63	54	161	65	95	46	-	941	-8%	941
	2023	84	231	113	55	24	155	89	52	78	49	98	131	1,028	▼	1,159
Miscellaneous/ Other	2024	319	259	242	311	301	300	241	284	303	266	233	-	3,059	1%	3,059
	2023	163	298	372	318	286	249	305	296	248	274	233	281	3,042	▲	3,323
Others	2024	3	5	2	1	2	1	2	5	6	7	4	-	38	111%	38
	2023	3	2	3	2	-	3	2	-	2	1	-	1	18	▲	19


Dispositions by Case Category																
Case Categories		Jan	Feb	Mar	Apr	May	Jun	Jul	Aug	Sep	Oct	Nov	Dec	Thru Nov	% Change	Total
Administrative Law	2024	2	2	-	2	1	1	1	3	-	1	-	-	13	-13%	13
	2023	1	-	-	3	1	1	2	1	1	3	2	-	15	▼	15
Contested Divorce	2024	10	16	6	17	11	15	9	10	9	14	13	-	130	-40%	130
	2023	12	23	22	21	32	17	14	30	12	13	22	19	218	▼	237
Domestic and Family - Level 1	2024	15	9	2	10	6	8	7	6	9	14	10	-	96	39%	96
	2023	3	4	10	5	6	10	8	2	14	5	2	5	69	▲	74
Domestic and Family - Level 2	2024	4	6	3	8	3	4	1	9	14	7	2	-	61	24%	61
	2023	-	3	3	4	6	7	3	12	2	7	2	4	49	▲	53
Felonies and Related Matters	2024	118	106	126	136	109	69	79	193	93	67	107	-	1,203	-6%	1,203
	2023	153	133	162	96	120	141	74	95	109	115	79	149	1,277	▼	1,426
General Civil - Level 1	2024	3	2	1	3	4	1	2	1	3	-	1	-	21	-43%	21
	2023	13	4	1	3	5	1	-	1	5	2	2	2	37	▼	39
General Civil - Level 2	2024	94	95	108	129	71	96	65	62	75	93	92	-	980	-15%	980
	2023	82	108	182	114	144	80	59	73	145	90	75	132	1,152	▼	1,284
General Civil - Level 3	2024	5	14	11	12	12	6	7	13	10	6	4	-	100	16%	100
	2023	6	3	6	7	9	6	12	11	13	7	6	8	86	▲	94
Miscellaneous Civil	2024	203	328	181	242	196	180	159	301	221	205	160	-	2,376	-8%	2,376
	2023	148	380	325	207	151	272	269	210	215	183	216	286	2,576	▼	2,862
Misdemeanor	2024	27	34	23	38	35	11	21	32	48	23	26	-	318	-2%	318
	2023	33	36	36	21	35	27	22	36	39	23	18	33	326	▼	359
Other	2024	128	140	149	165	174	184	143	149	151	161	123	-	1,667	9%	1,667
	2023	103	149	165	174	161	137	127	141	112	138	118	127	1,525	▲	1,652
Other Criminally Related Matters	2024	55	54	88	81	86	81	79	121	80	90	67	-	882	24%	882
	2023	72	55	69	87	89	63	32	51	38	76	82	65	714	▲	779
Probates/Wills & Trusts - Level 1	2024	1	-	4	2	-	-	3	1	-	3	-	-	14	-48%	14
	2023	1	3	3	2	1	2	4	1	6	2	2	2	27	▼	29
Probates/Wills & Trusts - Level 2	2024	2	4	7	4	9	6	3	12	7	9	15	-	78	-26%	78
	2023	10	17	12	10	10	14	5	6	10	8	4	8	106	▼	114
Uncontested Divorce	2024	23	28	17	28	24	9	25	18	26	14	24	-	236	-23%	236
	2023	12	25	53	27	42	36	13	31	17	30	19	34	305	▼	339

Dashboard

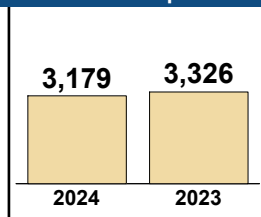
Court: Fauquier Circuit
Start/End Date: Jan-23 / Nov-24
2023 Average Month: 315
Jan-Nov 2023: 3,326
Dispositions Trending: ▼

Circuit/Court ID: 20 220061
Type of Case: Dispositions
2024 Average Month: 289
Jan-Nov 2024 : 3,179
Overall AVG. Month: 302

Monthly Dispositions Summary



Jan --- Nov Dispositions



Dispositions by Division

Divisions		Jan	Feb	Mar	Apr	May	Jun	Jul	Aug	Sep	Oct	Nov	Dec	Thru Nov	% Change	Total
Total	2024	314	301	285	318	302	213	259	299	345	283	260	-	3,179	-4%	3,179
	2023	367	358	348	291	264	330	275	303	256	274	260	452	3,326	▼	3,778
Civil	2024	61	37	31	50	55	26	38	31	40	49	24	-	442	-8%	442
	2023	42	45	34	42	48	57	48	51	43	39	34	24	483	▼	507
Criminal	2024	56	76	81	68	80	62	81	64	125	68	63	-	824	11%	824
	2023	80	71	57	59	68	82	71	70	59	54	70	59	741	▲	800
Concealed Handgun Permits	2024	122	139	140	161	118	89	92	151	116	116	141	-	1,385	-7%	1,385
	2023	174	183	193	150	103	138	104	112	94	129	116	143	1,496	▼	1,639
Miscellaneous/ Other	2024	75	49	33	39	49	36	48	53	64	50	32	-	528	-12%	528
	2023	71	59	64	40	45	53	50	69	60	52	40	225	603	▼	828
Others	2024	-	-	-	-	-	-	-	-	-	-	-	-	0	-100%	0
	2023	-	-	-	-	-	-	2	1	-	-	-	-	3	▼	4

Dispositions by Case Category

Case Categories		Jan	Feb	Mar	Apr	May	Jun	Jul	Aug	Sep	Oct	Nov	Dec	Thru Nov	% Change	Total
Administrative Law	2024	-	1	-	-	-	-	-	-	-	-	-	-	1	-67%	1
	2023	-	-	-	1	-	-	2	-	-	-	-	-	3	▼	3
Contested Divorce	2024	1	4	3	6	5	6	3	2	4	5	1	-	40	5%	40
	2023	3	3	4	2	5	5	1	3	2	3	7	4	38	▲	42
Domestic and Family - Level 1	2024	6	5	6	9	26	-	-	-	5	9	-	-	66	-11%	66
	2023	4	3	-	11	11	16	7	2	14	5	1	3	74	▼	77
Domestic and Family - Level 2	2024	7	2	-	-	2	-	2	2	1	3	-	-	19	-24%	19
	2023	4	2	1	-	-	6	2	2	3	4	1	2	25	▼	27
Felonies and Related Matters	2024	36	54	58	39	54	40	42	37	58	35	42	-	495	6%	495
	2023	57	42	45	30	52	45	39	44	39	29	45	40	467	▲	507
General Civil - Level 1	2024	-	-	2	-	-	-	-	-	-	-	-	-	2	-75%	2
	2023	1	1	-	1	-	2	-	-	-	-	1	2	8	▼	8
General Civil - Level 2	2024	13	8	11	17	6	10	11	9	11	12	6	-	114	-21%	114
	2023	15	17	15	11	15	11	13	18	10	9	11	8	145	▼	153
General Civil - Level 3	2024	12	5	3	3	1	2	6	13	6	6	5	-	62	7%	62
	2023	5	3	4	3	4	6	9	8	5	3	8	1	58	▲	59
Miscellaneous Civil	2024	158	166	162	182	140	107	107	176	137	135	158	-	1,628	-10%	1,628
	2023	206	220	227	170	132	163	137	151	120	158	133	156	1,817	▼	1,973
Misdemeanor	2024	15	16	16	19	18	13	30	14	60	13	15	-	229	32%	229
	2023	15	22	7	12	8	25	17	19	13	20	15	15	173	▲	188
Other	2024	38	22	10	17	25	14	32	22	41	28	11	-	260	5%	260
	2023	37	21	24	13	16	24	15	28	31	21	18	212	248	▲	460
Other Criminally Related Matters	2024	5	6	7	10	8	9	9	13	7	20	6	-	100	-4%	100
	2023	10	7	5	17	8	12	15	7	7	5	11	5	104	▼	109
Probates/Wills & Trusts - Level 1	2024	3	1	1	-	-	-	1	-	-	1	1	-	8	100%	8
	2023	-	1	-	-	-	-	-	1	-	1	1	-	4	▲	4
Probates/Wills & Trusts - Level 2	2024	2	4	-	-	8	2	1	1	-	5	5	-	28	-20%	28
	2023	4	5	1	1	1	1	8	6	1	6	1	2	35	▼	37
Protective Orders	2024	1	1	-	1	-	-	-	1	-	-	1	-	5	-72%	5
	2023	1	1	1	1	-	6	1	1	5	-	1	2	18	▼	20
Uncontested Divorce	2024	17	6	6	15	9	10	15	9	15	11	9	-	122	12%	122
	2023	5	10	14	18	12	8	9	13	6	9	5	2	109	▲	111

Dashboard		Monthly Dispositions Summary		Jan --- Nov Dispositions					
<p>Court: Loudoun Circuit Start/End Date: Jan-23 / Nov-24 2023 Average Month: 1,025 Jan-Nov 2023: 10,722 Dispositions Trending: ↔</p>	<p>Circuit/Court ID: 20 220107 Type of Case: Dispositions 2024 Average Month: 966 Jan-Nov 2024 : 10,625 Overall AVG. Month: 997</p>	<p style="text-align: center; font-weight: bold; font-size: 1.2em;">Jan 23 - Nov 24</p>		<table style="margin: auto;"> <tr> <td style="text-align: center; width: 50px;">10,625</td> <td style="text-align: center; width: 50px;">10,722</td> </tr> <tr> <td style="text-align: center; width: 50px;">2024</td> <td style="text-align: center; width: 50px;">2023</td> </tr> </table>		10,625	10,722	2024	2023
10,625	10,722								
2024	2023								

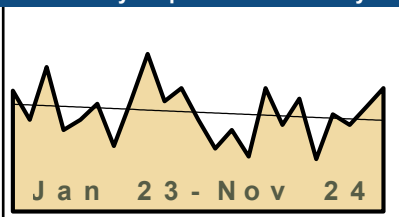
Dispositions by Division																
Divisions		Jan	Feb	Mar	Apr	May	Jun	Jul	Aug	Sep	Oct	Nov	Dec	Thru Nov	% Change	Total
Total	2024	875	918	982	962	851	953	1,065	1,034	1,101	1,052	832	-	10,625	-1%	10,625
	2023	1,104	829	1,268	1,249	983	898	785	1,047	807	847	905	1,577	10,722	▼	12,299
Civil	2024	105	142	124	173	131	186	164	181	169	202	135	-	1,712	-17%	1,712
	2023	244	160	253	149	155	168	180	261	148	153	190	177	2,061	▼	2,238
Criminal	2024	126	157	149	132	169	122	165	142	187	175	115	-	1,639	14%	1,639
	2023	133	104	208	131	121	149	105	139	93	117	132	126	1,432	▲	1,558
Concealed Handgun Permits	2024	271	286	322	306	229	263	301	262	337	270	212	-	3,059	-7%	3,059
	2023	367	363	429	363	259	284	216	251	233	257	277	304	3,299	▼	3,603
Miscellaneous/ Other	2024	371	327	387	349	319	381	434	449	407	402	369	-	4,195	7%	4,195
	2023	360	200	377	605	448	297	283	385	329	320	304	965	3,908	▲	4,873
Others	2024	2	6	-	2	3	1	1	-	1	3	1	-	20	-9%	20
	2023	-	2	1	1	-	-	-	1	11	4	-	2	22	▼	27

Dispositions by Case Category																
Case Categories		Jan	Feb	Mar	Apr	May	Jun	Jul	Aug	Sep	Oct	Nov	Dec	Thru Nov	% Change	Total
Administrative Law	2024	-	-	2	-	1	1	1	2	-	3	-	-	10	25%	10
	2023	4	-	1	3	-	-	-	-	-	-	-	-	8	▲	8
Aggravated Murder	2024	-	-	-	-	-	-	-	-	-	-	-	-	0	-100%	0
	2023	-	-	-	2	-	-	-	-	-	-	-	-	2	▼	2
Contested Divorce	2024	12	20	16	25	15	19	21	16	20	30	9	-	203	-19%	203
	2023	24	19	24	25	28	21	29	20	17	22	21	26	250	▼	276
Domestic and Family - Level 1	2024	4	15	11	16	8	42	16	16	6	34	10	-	178	-40%	178
	2023	25	21	38	9	17	27	26	91	22	12	11	23	299	▼	322
Domestic and Family - Level 2	2024	3	7	8	10	7	12	7	11	9	15	11	-	100	-22%	100
	2023	12	8	11	6	17	8	12	16	9	5	24	8	128	▼	136
Felonies and Related Matters	2024	72	66	71	78	95	96	105	63	94	96	69	-	905	31%	905
	2023	63	53	108	43	80	61	54	87	45	47	49	36	690	▲	726
General Civil - Level 1	2024	1	2	2	2	1	3	5	3	4	2	1	-	26	-10%	26
	2023	5	1	7	1	4	3	-	3	1	2	2	1	29	▼	30
General Civil - Level 2	2024	36	40	34	56	35	42	52	51	52	46	43	-	487	-15%	487
	2023	98	49	80	40	41	40	44	60	37	40	43	51	572	▼	623
General Civil - Level 3	2024	8	14	11	12	15	15	13	18	17	12	12	-	147	-25%	147
	2023	37	13	18	19	18	13	8	17	17	16	21	12	197	▼	209
Miscellaneous Civil	2024	396	406	475	460	356	422	471	451	552	431	345	-	4,765	-15%	4,765
	2023	649	536	643	814	488	444	365	482	380	377	397	420	5,575	▼	5,995
Misdemeanor	2024	25	22	31	24	29	16	19	19	51	24	14	-	274	8%	274
	2023	21	17	39	20	18	23	26	12	25	26	26	23	253	▲	276
Other	2024	242	195	214	182	180	210	241	237	175	218	226	-	2,320	62%	2,320
	2023	41	16	143	134	185	122	120	145	163	180	184	835	1,433	▲	2,268
Other Criminally Related Matters	2024	31	69	47	30	46	11	43	62	44	55	32	-	470	-5%	470
	2023	53	35	62	66	23	65	25	40	23	44	58	67	494	▼	561
Probates/Wills & Trusts - Level 1	2024	1	-	-	1	1	-	-	-	-	1	-	-	4	-33%	4
	2023	-	1	1	-	-	1	-	-	-	-	3	-	6	▼	7
Probates/Wills & Trusts - Level 2	2024	6	12	10	10	4	9	6	6	20	17	11	-	111	5%	111
	2023	7	10	14	6	10	8	14	11	3	13	10	4	106	▲	110
Uncontested Divorce	2024	38	50	50	56	58	55	65	79	57	68	49	-	625	-8%	625
	2023	65	50	79	61	54	62	62	63	65	60	59	70	680	▼	750

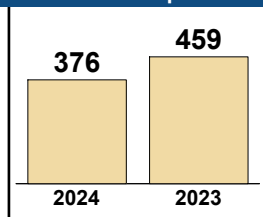
Dashboard

Court: Rappahannock Circuit **Circuit/Court ID:** 20 220157
Start/End Date: Jan-23 / Nov-24 **Type of Case:** Dispositions
2023 Average Month: 41 **2024 Average Month:**34
Jan-Nov 2023: 459 **Jan-Nov 2024 :** 376
Dispositions Trending: ▼ **Overall AVG. Month:** 38

Monthly Dispositions Summary



Jan --- Nov Dispositions



Dispositions by Division

Divisions		Jan	Feb	Mar	Apr	May	Jun	Jul	Aug	Sep	Oct	Nov	Dec	Thru Nov	% Change	Total
Total	2024	24	31	21	47	33	43	20	37	33	40	47	-	376	-18%	376
	2023	46	35	55	31	35	41	25	42	60	42	47	35	459	▼	494
Civil	2024	2	3	1	3	2	2	-	1	1	2	-	-	17	-67%	17
	2023	3	2	4	11	2	1	7	6	11	2	2	4	51	▼	55
Criminal	2024	6	10	7	21	17	25	10	11	12	11	21	-	151	-1%	151
	2023	3	10	14	7	7	20	7	8	22	26	29	5	153	▼	158
Concealed Handgun Permits	2024	10	8	11	20	12	14	8	20	13	20	21	-	157	1%	157
	2023	29	13	30	10	10	9	1	12	23	8	10	13	155	▲	168
Miscellaneous/ Other	2024	6	10	2	3	2	2	2	5	7	7	5	-	51	-48%	51
	2023	11	10	7	3	16	11	10	15	4	6	6	13	99	▼	112
Others	2024	-	-	-	-	-	-	-	-	-	-	-	-	0	-100%	0
	2023	-	-	-	-	-	-	-	1	-	-	-	-	1	▼	1

Dispositions by Case Category

Case Categories		Jan	Feb	Mar	Apr	May	Jun	Jul	Aug	Sep	Oct	Nov	Dec	Thru Nov	% Change	Total
Administrative Law	2024	-	-	-	-	-	-	-	-	-	-	-	-	0	-100%	0
	2023	-	-	1	-	-	-	-	-	-	-	-	-	-	1	▼
Aggravated Murder	2024	-	-	-	2	-	-	-	-	-	-	-	-	2	2	2
	2023	-	-	-	-	-	-	-	-	-	-	-	-	0	↔	0
Contested Divorce	2024	-	-	-	-	1	-	-	-	-	-	-	-	1	-86%	1
	2023	-	1	1	-	2	-	-	1	1	-	1	2	7	▼	9
Domestic and Family - Level 1	2024	-	1	-	1	-	-	-	-	-	-	-	-	2	-85%	2
	2023	1	-	-	9	-	-	3	-	-	-	-	-	13	▼	13
Domestic and Family - Level 2	2024	-	1	-	-	-	-	-	-	1	-	-	-	2	100%	2
	2023	1	-	-	-	-	-	-	-	-	-	-	-	1	▲	1
Felonies and Related Matters	2024	3	5	3	14	10	18	7	7	7	7	16	-	97	-1%	97
	2023	3	6	8	5	3	15	5	4	9	19	21	3	98	▼	101
General Civil - Level 2	2024	2	1	-	2	-	1	-	-	1	2	-	-	9	-40%	9
	2023	1	-	3	1	2	1	1	3	-	2	1	2	15	▼	17
General Civil - Level 3	2024	-	1	1	1	1	1	-	1	-	1	-	-	7	-68%	7
	2023	2	1	1	1	1	1	3	2	10	-	-	1	22	▼	23
Miscellaneous Civil	2024	15	12	13	22	14	16	10	23	19	25	26	-	195	8%	195
	2023	32	17	31	11	13	11	2	17	25	8	14	13	181	▲	194
Misdemeanor	2024	2	3	4	2	6	5	1	3	5	3	3	-	37	-18%	37
	2023	-	3	6	2	4	5	2	3	11	4	5	2	45	▼	47
Other	2024	-	3	-	-	-	-	-	1	-	1	-	-	5	-91%	5
	2023	6	5	4	1	9	8	7	7	2	5	1	12	55	▼	67
Other Criminally Related Matters	2024	1	2	-	3	1	2	2	1	-	1	2	-	15	50%	15
	2023	-	1	-	-	-	-	-	1	2	3	3	-	10	▲	10
Probates/Wills & Trusts - Level 2	2024	-	-	-	-	-	-	-	-	-	-	-	-	0	-100%	0
	2023	-	-	-	-	1	-	-	1	-	1	-	-	3	▼	3
Uncontested Divorce	2024	1	2	-	-	-	-	-	1	-	-	-	-	4	-50%	4
	2023	-	1	-	1	-	-	2	3	-	-	1	-	8	▼	8

CPSS-CCMS-10.11 CASELOAD STATISTICS OF THE CIRCUIT COURTS

Henry

January 2023 -- November 2024 Dispositions


Alexandria and Fairfax Circuit are not Included in State Totals

Dashboard

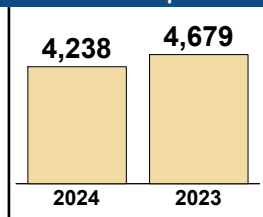
Court: Henry Circuit
Start/End Date: Jan-23 / Nov-24
2023 Average Month: 415
Jan-Nov 2023: 4,679
Dispositions Trending: ▼

Circuit/Court ID: 21 221089
Type of Case: Dispositions
2024 Average Month: 385
Jan-Nov 2024 : 4,238
Overall AVG. Month: 401

Monthly Dispositions Summary



Jan --- Nov Dispositions



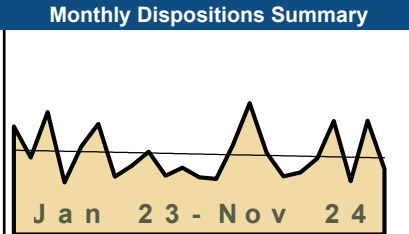
Dispositions by Division

Divisions		Jan	Feb	Mar	Apr	May	Jun	Jul	Aug	Sep	Oct	Nov	Dec	Thru Nov	% Change	Total
Total	2024	469	420	346	412	383	421	345	322	459	434	227	-	4,238	-9%	4,238
	2023	482	550	391	460	392	487	274	410	442	390	401	303	4,679	▼	4,982
Civil	2024	35	33	43	38	27	19	29	22	35	30	22	-	333	-15%	333
	2023	46	44	38	31	39	28	19	35	37	30	44	26	391	▼	417
Criminal	2024	249	212	152	214	191	221	171	131	273	228	124	-	2,166	-10%	2,166
	2023	242	265	210	211	207	284	117	214	229	207	219	169	2,405	▼	2,574
Concealed Handgun Permits	2024	115	86	85	88	87	115	65	73	111	101	26	-	952	-15%	952
	2023	132	160	85	153	73	102	63	80	104	89	76	47	1,117	▼	1,164
Miscellaneous/ Other	2024	70	89	65	72	78	65	80	95	40	75	55	-	784	2%	784
	2023	62	81	58	64	73	73	75	81	72	64	62	61	765	▲	826
Others	2024	-	-	1	-	-	1	-	1	-	-	-	-	3	200%	3
	2023	-	-	-	1	-	-	-	-	-	-	-	-	1	▲	1

Dispositions by Case Category

Case Categories		Jan	Feb	Mar	Apr	May	Jun	Jul	Aug	Sep	Oct	Nov	Dec	Thru Nov	% Change	Total
Administrative Law	2024	-	-	-	-	-	-	-	-	-	-	-	-	0	-100%	0
	2023	-	-	1	-	-	-	-	-	-	-	-	-	1	▼	1
Aggravated Murder	2024	-	-	-	-	1	-	-	-	-	-	-	-	1	-75%	1
	2023	-	-	-	-	-	-	4	-	-	-	-	-	4	▼	4
Contested Divorce	2024	7	5	8	4	4	2	4	4	2	1	1	-	42	-28%	42
	2023	6	1	9	3	3	9	2	4	5	5	11	2	58	▼	60
Domestic and Family - Level 1	2024	3	3	3	4	6	3	2	-	2	13	4	-	43	-39%	43
	2023	12	16	7	2	8	1	2	3	11	8	1	8	71	▼	79
Domestic and Family - Level 2	2024	2	1	2	1	-	-	3	2	2	1	1	-	15	-35%	15
	2023	4	2	2	1	1	1	1	2	2	5	2	1	23	▼	24
Felonies and Related Matters	2024	168	144	108	163	134	151	119	86	187	182	82	-	1,524	-8%	1,524
	2023	173	191	152	156	134	202	71	131	153	146	155	131	1,664	▼	1,795
General Civil - Level 2	2024	8	5	1	4	2	4	4	5	3	6	3	-	45	15%	45
	2023	2	2	3	2	3	6	3	7	5	2	4	1	39	▲	40
General Civil - Level 3	2024	8	7	11	8	2	3	4	3	9	2	3	-	60	2%	60
	2023	5	14	4	4	5	1	2	5	5	3	11	3	59	▲	62
Miscellaneous Civil	2024	139	115	110	118	105	144	88	100	119	127	44	-	1,209	-12%	1,209
	2023	148	186	110	184	89	129	95	113	123	114	88	59	1,379	▼	1,438
Misdemeanor	2024	72	58	26	46	44	65	38	35	67	41	27	-	519	-19%	519
	2023	64	67	55	49	59	74	34	71	67	55	47	33	642	▼	675
Other	2024	45	58	43	41	60	35	57	66	31	48	36	-	520	4%	520
	2023	47	53	32	35	57	44	43	48	52	38	49	48	498	▲	546
Other Criminally Related Matters	2024	9	10	18	5	13	5	14	10	19	6	15	-	124	28%	124
	2023	5	7	3	6	14	8	10	12	9	6	17	6	97	▲	103
Probates/Wills & Trusts - Level 1	2024	-	1	-	1	-	-	-	1	-	-	1	-	4	-20%	4
	2023	-	-	1	-	-	-	1	-	2	-	1	-	5	▼	5
Probates/Wills & Trusts - Level 2	2024	2	1	1	6	1	1	5	1	1	-	5	-	24	-4%	24
	2023	5	1	3	2	1	5	-	1	1	2	4	5	25	▼	30
Uncontested Divorce	2024	6	12	15	11	11	8	7	9	17	7	5	-	108	-5%	108
	2023	11	10	9	16	18	7	6	13	7	6	11	6	114	▼	120

This report reflects the case management system. Numbers will update as reports are refreshed and posted. The case types reported may not necessitate judicial involvement.

Dashboard		Monthly Dispositions Summary		Jan --- Nov Dispositions	
<p>Court: Patrick Circuit Start/End Date: Jan-23 / Nov-24 2023 Average Month: 151 Jan-Nov 2023: 1,702 Dispositions Trending: ⇌</p>	<p>Circuit/Court ID: 21 221141 Type of Case: Dispositions 2024 Average Month: 156 Jan-Nov 2024 : 1,716 Overall AVG. Month: 153</p>			<div style="display: flex; justify-content: space-around;"> <div style="text-align: center;"> <p>1,716</p> <div style="width: 40px; height: 40px; background-color: #f0e68c; margin: 0 auto;"></div> <p>2024</p> </div> <div style="text-align: center;"> <p>1,702</p> <div style="width: 40px; height: 40px; background-color: #f0e68c; margin: 0 auto;"></div> <p>2023</p> </div> </div>	

Dispositions by Division																
Divisions		Jan	Feb	Mar	Apr	May	Jun	Jul	Aug	Sep	Oct	Nov	Dec	Thru Nov	% Change	Total
Total	2024	106	170	250	156	111	118	145	216	102	217	125	-	1,716	1%	1,716
	2023	206	147	233	99	168	211	110	131	158	112	127	109	1,702	▲	1,811
Civil	2024	4	11	15	5	6	3	12	14	8	9	12	-	99	36%	99
	2023	2	6	12	5	11	12	7	9	3	4	2	1	73	▲	74
Criminal	2024	42	91	181	117	78	86	73	143	81	137	110	-	1,139	11%	1,139
	2023	141	112	93	26	112	137	69	70	110	65	91	77	1,026	▲	1,103
Concealed Handgun Permits	2024	54	66	43	28	18	17	54	57	1	64	-	-	402	-23%	402
	2023	60	25	122	64	37	52	26	49	35	28	26	27	524	▼	551
Miscellaneous/ Other	2024	6	2	11	6	8	12	6	2	12	7	3	-	75	-4%	75
	2023	3	4	6	4	8	10	7	3	10	15	8	4	78	▼	82
Others	2024	-	-	-	-	1	-	-	-	-	-	-	-	1	0%	1
	2023	-	-	-	-	-	-	1	-	-	-	-	-	1	↔	1

Dispositions by Case Category																
Case Categories		Jan	Feb	Mar	Apr	May	Jun	Jul	Aug	Sep	Oct	Nov	Dec	Thru Nov	% Change	Total
Administrative Law	2024	-	-	-	-	-	-	-	-	-	-	-	-	0	-100%	0
	2023	-	-	-	-	-	1	-	-	-	-	-	-	1	▼	1
Contested Divorce	2024	-	3	2	1	2	-	3	3	-	4	1	-	19	6%	19
	2023	-	1	3	2	4	-	2	3	-	2	1	1	18	▲	19
Domestic and Family - Level 1	2024	-	-	2	2	-	-	3	2	2	1	1	-	13	333%	13
	2023	-	-	-	-	-	2	-	1	-	-	-	-	3	▲	3
Domestic and Family - Level 2	2024	-	-	-	-	-	-	-	5	1	-	-	-	6	50%	6
	2023	-	-	1	2	-	-	-	-	1	-	-	1	4	▲	5
Felonies and Related Matters	2024	35	59	153	68	39	55	54	76	34	84	55	-	712	-1%	712
	2023	122	61	68	16	69	101	47	40	88	44	62	45	718	▼	763
General Civil - Level 1	2024	1	-	-	-	-	-	-	-	-	-	-	-	1	1	1
	2023	-	-	-	-	-	-	-	-	-	-	-	-	0	↔	0
General Civil - Level 2	2024	-	2	1	1	2	-	-	1	2	2	3	-	14	100%	14
	2023	-	-	1	-	-	1	2	-	1	2	-	-	7	▲	7
General Civil - Level 3	2024	-	2	2	1	1	1	1	2	2	-	1	-	13	-24%	13
	2023	1	2	3	-	2	6	1	-	-	2	-	-	17	▼	17
Miscellaneous Civil	2024	60	68	54	33	25	28	60	59	13	70	3	-	473	-20%	473
	2023	63	29	127	68	44	59	32	52	45	40	34	30	593	▼	623
Misdemeanor	2024	7	23	27	43	18	25	19	51	40	43	31	-	327	28%	327
	2023	19	39	25	10	32	34	22	17	20	14	23	30	255	▲	285
Other	2024	-	-	-	-	1	-	-	-	-	-	-	-	1	0%	1
	2023	-	-	-	-	-	-	1	-	-	-	-	-	1	↔	1
Other Criminally Related Matters	2024	-	9	1	6	21	6	-	16	7	10	24	-	100	85%	100
	2023	-	12	-	-	12	2	-	13	2	7	6	2	54	▲	56
Probates/Wills & Trusts - Level 2	2024	-	1	4	1	-	1	3	1	-	-	2	-	13	63%	13
	2023	-	1	2	-	3	2	-	-	-	-	-	-	8	▲	8
Uncontested Divorce	2024	3	3	4	-	2	2	2	-	1	3	4	-	24	4%	24
	2023	1	2	3	1	2	3	3	5	1	1	1	-	23	▲	23

CPSS-CCMS-10.11 CASELOAD STATISTICS OF THE CIRCUIT COURTS

Martinsville

January 2023 -- November 2024 Dispositions

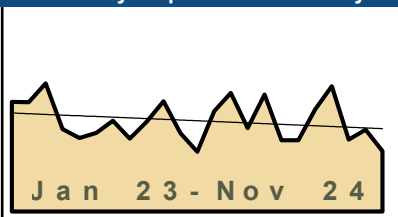
Alexandria and Fairfax Circuit are not Included in State Totals

Dashboard

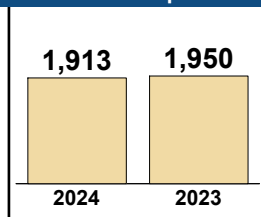
Court: Martinsville Circuit
Start/End Date: Jan-23 / Nov-24
2023 Average Month: 172
Jan-Nov 2023: 1,950
Dispositions Trending: ⇄

Circuit/Court ID: 21 221690
Type of Case: Dispositions
2024 Average Month: 174
Jan-Nov 2024 : 1,913
Overall AVG. Month: 173

Monthly Dispositions Summary



Jan --- Nov Dispositions



Dispositions by Division

Divisions		Jan	Feb	Mar	Apr	May	Jun	Jul	Aug	Sep	Oct	Nov	Dec	Thru Nov	% Change	Total
Total	2024	191	226	159	223	136	136	195	239	137	156	115	-	1,913	-2%	1,913
	2023	209	208	244	157	140	150	173	139	171	210	149	114	1,950	▼	2,064
Civil	2024	14	6	19	15	1	4	7	4	2	19	5	-	96	7%	96
	2023	14	5	12	13	5	5	12	9	3	5	7	5	90	▲	95
Criminal	2024	114	147	99	148	77	91	103	172	98	75	76	-	1,200	-11%	1,200
	2023	146	165	135	119	91	113	108	82	138	155	101	84	1,353	▼	1,437
Concealed Handgun Permits	2024	5	19	24	19	16	7	16	5	6	21	10	-	148	-8%	148
	2023	17	14	33	7	13	12	15	11	11	18	10	11	161	▼	172
Miscellaneous/ Other	2024	58	54	17	41	42	34	69	58	31	41	24	-	469	36%	469
	2023	32	24	64	18	31	20	38	37	19	32	31	13	346	▲	359
Others	2024	-	-	-	-	-	-	-	-	-	-	-	-	0	0	0
	2023	-	-	-	-	-	-	-	-	-	-	-	1	0	↔	1

Dispositions by Case Category

Case Categories		Jan	Feb	Mar	Apr	May	Jun	Jul	Aug	Sep	Oct	Nov	Dec	Thru Nov	% Change	Total
Administrative Law	2024	-	-	1	-	-	-	-	-	-	-	-	-	1	-50%	1
	2023	-	-	-	-	-	1	-	-	-	-	1	-	2	▼	2
Aggravated Murder	2024	-	-	-	-	-	-	-	1	-	-	-	-	1	0%	1
	2023	-	-	1	-	-	-	-	-	-	-	-	-	1	↔	1
Contested Divorce	2024	1	-	3	1	-	-	1	-	-	-	-	-	6	-50%	6
	2023	1	-	1	1	3	1	2	1	1	1	-	-	12	▼	12
Domestic and Family - Level 1	2024	2	-	-	-	-	-	-	-	-	10	2	-	14	180%	14
	2023	4	-	-	-	-	-	1	-	-	-	-	2	5	▲	7
Domestic and Family - Level 2	2024	1	-	-	-	-	-	-	-	-	1	-	-	2	2	2
	2023	-	-	-	-	-	-	-	-	-	-	-	-	0	↔	0
Felonies and Related Matters	2024	68	76	65	97	43	62	62	128	76	56	52	-	785	-12%	785
	2023	100	103	84	86	68	78	51	45	102	113	62	63	892	▼	955
General Civil - Level 1	2024	-	-	-	2	-	-	-	-	-	-	-	-	2	-33%	2
	2023	-	-	-	-	-	1	2	-	-	-	-	-	3	▼	3
General Civil - Level 2	2024	3	1	2	3	1	3	-	1	-	4	1	-	19	0%	19
	2023	1	1	4	3	1	-	3	3	1	1	1	-	19	↔	19
General Civil - Level 3	2024	6	24	2	7	-	-	2	1	-	1	-	-	43	5%	43
	2023	5	2	5	7	10	1	1	6	-	1	3	1	41	▲	42
Miscellaneous Civil	2024	18	27	29	27	19	14	30	23	15	28	16	-	246	6%	246
	2023	24	18	42	11	18	18	25	19	17	25	15	15	232	▲	247
Misdemeanor	2024	37	30	23	39	17	26	27	29	14	14	12	-	268	-6%	268
	2023	26	35	28	25	12	27	22	23	28	31	29	11	286	▼	297
Other	2024	44	24	11	30	38	26	54	39	22	33	17	-	338	35%	338
	2023	25	18	54	12	17	14	26	22	13	24	26	10	251	▲	261
Other Criminally Related Matters	2024	9	41	11	12	17	3	14	14	8	5	12	-	146	-16%	146
	2023	20	27	22	8	11	8	35	14	8	11	10	10	174	▼	184
Probates/Wills & Trusts - Level 2	2024	2	1	10	3	-	2	1	1	-	1	1	-	22	57%	22
	2023	2	4	-	2	-	-	-	2	1	2	1	1	14	▲	15
Uncontested Divorce	2024	-	2	2	2	1	-	4	2	2	3	2	-	20	11%	20
	2023	1	-	3	2	-	1	5	4	-	1	1	1	18	▲	19

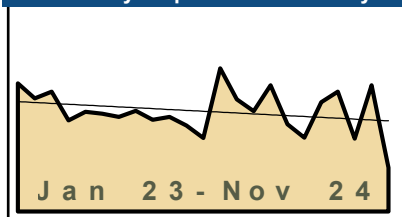
This report reflects the case management system. Numbers will update as reports are refreshed and posted. The case types reported may not necessitate judicial involvement.

Dashboard

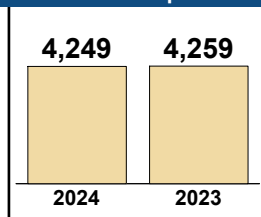
Court: Franklin County Circuit
Start/End Date: Jan-23 / Nov-24
2023 Average Month: 378
Jan-Nov 2023: 4,259
Dispositions Trending: ↔

Circuit/Court ID: 22 222067
Type of Case: Dispositions
2024 Average Month: 386
Jan-Nov 2024 : 4,249
Overall AVG. Month: 382

Monthly Dispositions Summary



Jan --- Nov Dispositions



Dispositions by Division

Divisions		Jan	Feb	Mar	Apr	May	Jun	Jul	Aug	Sep	Oct	Nov	Dec	Thru Nov	% Change	Total
Total	2024	546	427	382	481	332	281	417	457	278	481	167	-	4,249	0%	4,249
	2023	489	431	457	347	380	373	360	384	349	361	328	280	4,259	▼	4,539
Civil	2024	55	46	41	38	41	32	44	77	25	39	32	-	470	-23%	470
	2023	112	53	64	44	32	49	62	73	44	58	17	70	608	▼	678
Criminal	2024	238	168	181	180	125	153	229	150	145	193	59	-	1,821	-14%	1,821
	2023	244	180	207	218	170	180	204	140	223	197	153	125	2,116	▼	2,241
Concealed Handgun Permits	2024	197	143	82	191	95	23	81	169	51	183	18	-	1,233	-4%	1,233
	2023	113	178	160	71	159	124	61	140	63	79	140	63	1,288	▼	1,351
Miscellaneous/ Other	2024	56	70	78	72	70	73	63	61	57	66	58	-	724	197%	724
	2023	19	20	26	14	18	20	33	31	18	27	18	22	244	▲	266
Others	2024	-	-	-	-	1	-	-	-	-	-	-	-	1	-67%	1
	2023	1	-	-	-	1	-	-	-	1	-	-	-	3	▼	3

Dispositions by Case Category

Case Categories		Jan	Feb	Mar	Apr	May	Jun	Jul	Aug	Sep	Oct	Nov	Dec	Thru Nov	% Change	Total
Administrative Law	2024	-	-	1	-	-	-	-	1	-	-	1	-	3	3	3
	2023	-	-	-	-	-	-	-	-	-	-	-	-	0	↔	0
Aggravated Murder	2024	-	-	-	-	-	-	-	-	-	1	-	-	1	1	1
	2023	-	-	-	-	-	-	-	-	-	-	-	-	0	↔	0
Contested Divorce	2024	7	5	5	5	6	6	4	5	5	2	-	-	50	25%	50
	2023	4	3	6	6	2	5	5	1	5	1	2	4	40	▲	44
Domestic and Family - Level 1	2024	20	8	12	4	14	6	13	28	10	10	8	-	133	-48%	133
	2023	82	16	37	18	8	18	21	32	2	17	6	33	257	▼	290
Domestic and Family - Level 2	2024	3	1	2	2	1	1	1	1	1	-	3	-	16	-43%	16
	2023	2	5	-	-	2	6	1	6	4	1	1	4	28	▼	32
Felonies and Related Matters	2024	194	146	140	143	105	128	191	134	117	156	34	-	1,488	-14%	1,488
	2023	194	138	161	197	144	152	178	112	184	159	119	109	1,738	▼	1,847
General Civil - Level 1	2024	-	-	-	1	-	-	-	-	-	1	-	-	2	-33%	2
	2023	1	1	-	1	-	-	-	-	-	-	-	-	3	▼	3
General Civil - Level 2	2024	10	11	6	9	6	6	4	12	3	8	6	-	81	27%	81
	2023	2	6	5	2	7	4	13	9	5	7	4	5	64	▲	69
General Civil - Level 3	2024	3	7	3	4	7	3	4	4	2	4	5	-	46	-33%	46
	2023	7	9	2	3	4	6	6	6	14	9	3	8	69	▼	77
Miscellaneous Civil	2024	209	163	103	207	112	34	100	185	74	200	35	-	1,422	-5%	1,422
	2023	129	195	183	82	173	141	91	167	77	105	152	82	1,495	▼	1,577
Misdemeanor	2024	43	25	37	33	10	21	33	22	25	26	21	-	296	-11%	296
	2023	44	39	46	18	24	24	23	22	30	34	28	18	332	▼	350
Other	2024	41	47	56	50	51	61	43	42	33	45	35	-	504	3,260%	504
	2023	1	2	-	-	1	-	2	2	2	5	-	-	15	▲	15
Other Criminally Related Matters	2024	3	2	4	5	10	4	10	3	3	11	4	-	59	20%	59
	2023	6	3	2	3	2	4	4	6	9	4	6	3	49	▲	52
Probates/Wills & Trusts - Level 1	2024	-	1	1	-	-	-	-	-	-	-	-	-	2	0%	2
	2023	-	-	-	-	-	-	-	-	2	-	-	-	2	↔	2
Probates/Wills & Trusts - Level 2	2024	2	2	2	4	3	-	3	8	1	5	3	-	33	-20%	33
	2023	4	5	3	5	3	3	1	4	7	5	1	1	41	▼	42
Protective Orders	2024	-	-	1	-	-	-	-	-	1	3	-	-	5	25%	5
	2023	-	-	-	-	-	1	-	2	1	-	-	1	4	▲	5
Uncontested Divorce	2024	11	9	9	14	7	11	11	12	3	9	12	-	108	-11%	108
	2023	13	9	12	12	10	9	15	13	9	14	6	12	122	▼	134


This report reflects the case management system. Numbers will update as reports are refreshed and posted. The case types reported may not necessitate judicial involvement.

Dashboard

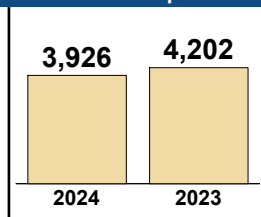
Court: Pittsylvania Circuit
Start/End Date: Jan-23 / Nov-24
2023 Average Month: 374
Jan-Nov 2023: 4,202
Dispositions Trending: ▼

Circuit/Court ID: 22 222143
Type of Case: Dispositions
2024 Average Month: 357
Jan-Nov 2024 : 3,926
Overall AVG. Month: 366

Monthly Dispositions Summary



Jan --- Nov Dispositions



Dispositions by Division

Divisions		Jan	Feb	Mar	Apr	May	Jun	Jul	Aug	Sep	Oct	Nov	Dec	Thru Nov	% Change	Total
Total	2024	445	378	395	390	387	332	306	354	332	340	267	-	3,926	-7%	3,926
	2023	489	291	545	347	298	308	413	400	379	421	311	284	4,202	▼	4,486
Civil	2024	46	27	38	28	56	32	30	50	33	23	24	-	387	6%	387
	2023	31	31	52	37	29	25	52	43	26	19	21	44	366	▲	410
Criminal	2024	81	138	114	113	137	82	129	94	93	120	58	-	1,159	-18%	1,159
	2023	100	113	145	117	102	122	121	139	165	182	116	77	1,422	▼	1,499
Concealed Handgun Permits	2024	193	148	174	169	126	109	78	136	114	99	119	-	1,465	-11%	1,465
	2023	254	70	286	122	97	112	186	131	114	164	119	104	1,655	▼	1,759
Miscellaneous/ Other	2024	97	59	69	80	68	109	69	74	91	98	65	-	879	16%	879
	2023	103	77	62	71	69	47	54	87	74	56	55	59	755	▲	814
Others	2024	28	6	-	-	-	-	-	-	1	-	1	-	36	800%	36
	2023	1	-	-	-	1	2	-	-	-	-	-	-	4	▲	4

Dispositions by Case Category

Case Categories		Jan	Feb	Mar	Apr	May	Jun	Jul	Aug	Sep	Oct	Nov	Dec	Thru Nov	% Change	Total
Administrative Law	2024	-	1	-	1	-	-	-	-	-	-	-	-	2	100%	2
	2023	-	-	-	-	-	1	-	-	-	-	-	-	1	▲	1
Aggravated Murder	2024	-	-	-	-	-	-	-	-	-	-	-	-	0	-100%	0
	2023	-	-	1	-	-	-	-	-	-	-	-	-	1	▼	1
Contested Divorce	2024	6	2	4	6	8	4	1	4	4	2	2	-	43	2%	43
	2023	-	4	10	4	3	2	5	5	2	3	4	11	42	▲	53
Domestic and Family - Level 1	2024	20	11	6	8	23	8	10	28	11	5	5	-	135	27%	135
	2023	10	10	15	16	6	8	28	8	4	1	-	15	106	▲	121
Domestic and Family - Level 2	2024	1	2	12	3	3	3	1	1	3	-	-	-	29	61%	29
	2023	1	-	4	-	4	-	2	1	1	1	4	-	18	▲	18
Felonies and Related Matters	2024	69	98	85	82	109	60	94	65	70	76	44	-	852	-20%	852
	2023	69	88	106	84	72	90	92	107	130	140	87	60	1,065	▼	1,125
General Civil - Level 1	2024	1	-	-	-	-	-	-	-	1	-	-	-	2	-60%	2
	2023	1	1	1	-	-	-	-	1	1	-	-	-	5	▼	5
General Civil - Level 2	2024	4	3	2	2	4	4	2	2	3	2	3	-	31	-23%	31
	2023	6	2	3	3	4	3	1	10	3	3	2	2	40	▼	42
General Civil - Level 3	2024	3	4	9	3	9	2	4	4	4	9	4	-	55	17%	55
	2023	4	2	6	4	5	4	4	7	5	4	2	8	47	▲	55
Miscellaneous Civil	2024	209	167	191	187	143	129	95	157	135	124	138	-	1,675	-11%	1,675
	2023	281	96	305	145	112	129	201	170	128	182	138	122	1,887	▼	2,009
Misdemeanor	2024	11	37	24	25	26	11	29	19	17	25	14	-	238	-24%	238
	2023	27	22	34	27	30	29	25	25	34	33	27	17	313	▼	330
Other	2024	109	43	47	62	48	90	53	52	69	71	45	-	689	37%	689
	2023	72	50	45	42	53	30	38	41	57	38	36	39	502	▲	541
Other Criminally Related Matters	2024	2	3	5	6	2	11	6	10	6	19	-	-	70	56%	70
	2023	4	3	4	6	-	3	5	7	1	10	2	3	45	▲	48
Probates/Wills & Trusts - Level 1	2024	-	-	-	-	-	-	-	-	-	-	-	-	0	-100%	0
	2023	-	-	-	-	-	-	-	-	-	-	-	1	1	▼	1
Probates/Wills & Trusts - Level 2	2024	-	1	1	1	-	1	3	-	1	-	1	-	9	-25%	9
	2023	1	1	1	3	-	1	-	2	-	2	1	2	12	▼	14
Uncontested Divorce	2024	10	6	9	4	12	9	8	12	8	7	11	-	96	-18%	96
	2023	13	12	10	13	9	8	12	16	13	4	7	5	117	▼	122

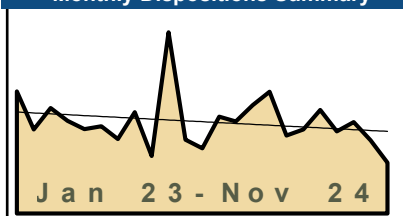
This report reflects the case management system. Numbers will update as reports are refreshed and posted. The case types reported may not necessitate judicial involvement.

Dashboard

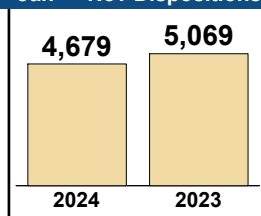
Court: Danville Circuit
Start/End Date: Jan-23 / Nov-24
2023 Average Month: 448
Jan-Nov 2023: 5,069
Dispositions Trending: ▼

Circuit/Court ID: 22 222590
Type of Case: Dispositions
2024 Average Month: 425
Jan-Nov 2024 : 4,679
Overall AVG. Month: 437

Monthly Dispositions Summary



Jan --- Nov Dispositions



Dispositions by Division

Divisions		Jan	Feb	Mar	Apr	May	Jun	Jul	Aug	Sep	Oct	Nov	Dec	Thru Nov	% Change	Total
Total	2024	461	438	516	580	372	401	493	392	436	348	242	-	4,679	-8%	4,679
	2023	581	401	502	442	402	416	354	483	274	863	351	310	5,069	▼	5,379
Civil	2024	42	36	79	61	41	32	50	36	14	52	15	-	458	24%	458
	2023	35	22	20	27	35	29	18	48	24	52	59	74	369	▲	443
Criminal	2024	243	263	219	311	163	190	259	221	258	175	150	-	2,452	-19%	2,452
	2023	391	227	312	298	165	271	194	259	131	583	189	89	3,020	▼	3,109
Concealed Handgun Permits	2024	44	45	66	48	47	68	54	17	48	30	28	-	495	-13%	495
	2023	69	53	86	25	88	24	49	60	48	37	31	55	570	▼	625
Miscellaneous/ Other	2024	132	94	152	160	121	111	130	116	116	89	49	-	1,270	15%	1,270
	2023	86	98	84	92	114	92	93	116	71	191	72	92	1,109	▲	1,201
Others	2024	-	-	-	-	-	-	-	2	-	2	-	-	4	300%	4
	2023	-	1	-	-	-	-	-	-	-	-	-	-	1	▲	1

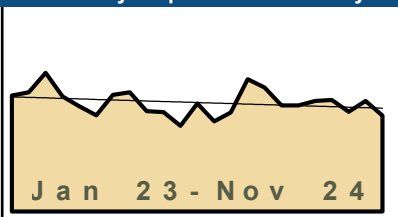
Dispositions by Case Category

Case Categories		Jan	Feb	Mar	Apr	May	Jun	Jul	Aug	Sep	Oct	Nov	Dec	Thru Nov	% Change	Total
Administrative Law	2024	-	-	-	1	-	-	1	-	-	3	2	-	7	250%	7
	2023	-	-	-	-	-	-	-	-	-	1	1	1	2	▲	3
Contested Divorce	2024	3	1	5	6	3	7	3	7	-	-	-	-	35	0%	35
	2023	3	3	2	3	3	4	2	7	1	5	2	6	35	↔	41
Domestic and Family - Level 1	2024	7	5	40	12	10	8	12	11	-	8	2	-	115	113%	115
	2023	7	3	4	6	2	4	1	8	2	2	15	15	54	▲	69
Domestic and Family - Level 2	2024	3	3	2	13	2	2	-	-	-	-	-	-	25	32%	25
	2023	1	-	1	-	-	1	-	-	-	16	-	11	19	▲	30
Felonies and Related Matters	2024	175	172	149	222	110	119	143	152	199	119	119	-	1,679	-15%	1,679
	2023	260	166	204	207	99	192	128	192	97	293	133	67	1,971	▼	2,038
General Civil - Level 1	2024	1	2	1	-	-	-	2	-	2	1	-	-	9	-18%	9
	2023	-	-	-	-	3	-	-	1	3	3	1	2	11	▼	13
General Civil - Level 2	2024	15	6	9	11	13	4	8	5	2	8	3	-	84	2%	84
	2023	6	4	5	5	4	5	5	7	8	25	8	16	82	▲	98
General Civil - Level 3	2024	9	17	15	10	6	8	17	7	12	6	3	-	110	7%	110
	2023	4	8	3	5	12	12	5	15	6	20	13	18	103	▲	121
Miscellaneous Civil	2024	66	60	96	89	65	92	72	27	64	46	35	-	712	-14%	712
	2023	76	74	97	37	99	40	75	119	55	115	38	92	825	▼	917
Misdemeanor	2024	64	91	55	69	36	69	100	58	56	60	26	-	684	-30%	684
	2023	134	53	96	75	58	66	55	74	29	280	60	18	980	▼	998
Other	2024	98	75	118	110	97	84	109	105	95	74	40	-	1,005	29%	1,005
	2023	75	76	71	76	101	71	64	50	58	77	59	43	778	▲	821
Other Criminally Related Matters	2024	11	5	15	25	22	4	17	12	4	15	6	-	136	10%	136
	2023	11	9	13	22	11	14	11	5	6	16	6	4	124	▲	128
Probates/Wills & Trusts - Level 1	2024	-	-	-	-	-	-	-	-	-	-	-	-	0	-100%	0
	2023	-	-	-	-	1	-	-	-	-	-	-	1	1	▼	2
Probates/Wills & Trusts - Level 2	2024	3	-	3	2	-	1	1	2	-	3	-	-	15	0%	15
	2023	-	-	-	-	1	-	3	1	5	2	3	2	15	↔	17
Uncontested Divorce	2024	6	1	8	10	8	3	8	6	2	5	6	-	63	-9%	63
	2023	4	5	6	6	8	7	5	4	4	8	12	14	69	▼	83

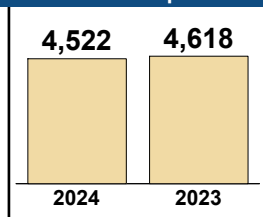
Dashboard

Court: Roanoke County Circuit **Circuit/Court ID:** 23 223161
Start/End Date: Jan-23 / Nov-24 **Type of Case:** Dispositions
2023 Average Month: 419 **2024 Average Month:** 411
Jan-Nov 2023: 4,618 **Jan-Nov 2024 :** 4,522
Dispositions Trending: ⇌ **Overall AVG. Month:** 415

Monthly Dispositions Summary



Jan --- Nov Dispositions



Dispositions by Division

Divisions		Jan	Feb	Mar	Apr	May	Jun	Jul	Aug	Sep	Oct	Nov	Dec	Thru Nov	% Change	Total
Total	2024	344	378	504	473	405	405	421	425	380	422	365	-	4,522	-2%	4,522
	2023	442	454	529	439	401	367	444	454	383	379	326	412	4,618	▼	5,030
Civil	2024	42	40	52	58	58	52	61	58	74	59	44	-	598	5%	598
	2023	43	68	61	51	61	40	48	61	52	43	43	44	571	▲	615
Criminal	2024	147	150	195	175	154	151	171	193	142	164	126	-	1,768	5%	1,768
	2023	122	150	201	143	114	120	196	196	149	164	133	162	1,688	▲	1,850
Concealed Handgun Permits	2024	114	151	211	183	153	161	156	131	115	164	168	-	1,707	-10%	1,707
	2023	233	195	224	215	195	164	158	146	120	134	119	176	1,903	▼	2,079
Miscellaneous/ Other	2024	41	37	46	57	40	41	33	43	49	35	27	-	449	-2%	449
	2023	44	41	43	30	31	43	42	51	62	38	31	29	456	▼	485
Others	2024	-	-	-	-	-	-	-	-	-	-	-	-	0	0	0
	2023	-	-	-	-	-	-	-	-	-	-	-	1	0	↔	1

Dispositions by Case Category

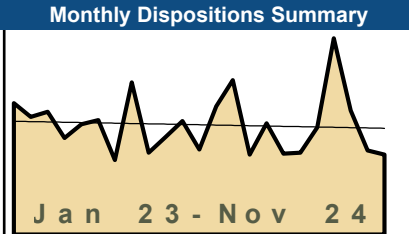
Case Categories		Jan	Feb	Mar	Apr	May	Jun	Jul	Aug	Sep	Oct	Nov	Dec	Thru Nov	% Change	Total
Administrative Law	2024	-	1	-	-	-	-	-	1	1	1	1	-	5	-17%	5
	2023	-	2	-	-	-	1	2	-	1	-	-	-	6	▼	6
Aggravated Murder	2024	-	-	-	-	-	-	-	-	-	-	-	-	0	-100%	0
	2023	-	-	1	-	-	-	-	-	-	-	-	-	1	▼	1
Contested Divorce	2024	7	10	3	6	6	4	12	7	5	7	4	-	71	-5%	71
	2023	5	11	8	5	11	1	9	8	9	5	3	3	75	▼	78
Domestic and Family - Level 1	2024	3	4	10	5	8	13	4	7	12	5	1	-	72	-17%	72
	2023	1	8	5	5	9	9	8	10	7	13	12	6	87	▼	93
Domestic and Family - Level 2	2024	2	4	5	3	5	3	3	4	2	3	6	-	40	43%	40
	2023	2	2	5	2	1	2	3	3	1	4	3	1	28	▲	29
Felonies and Related Matters	2024	111	126	154	144	106	114	120	152	94	126	100	-	1,347	1%	1,347
	2023	85	128	161	113	96	91	156	157	108	128	110	128	1,333	▲	1,461
General Civil - Level 1	2024	2	1	1	1	1	1	1	-	4	1	2	-	15	275%	15
	2023	1	-	-	1	-	-	-	-	-	1	1	-	4	▲	4
General Civil - Level 2	2024	9	6	12	19	12	13	11	11	11	12	9	-	125	13%	125
	2023	14	8	12	11	12	11	5	10	12	4	12	8	111	▲	119
General Civil - Level 3	2024	6	7	4	9	9	7	5	13	10	8	3	-	81	31%	81
	2023	3	10	4	7	5	5	7	12	3	3	3	11	62	▲	73
Miscellaneous Civil	2024	156	185	258	233	189	199	185	173	161	197	195	-	2,131	-9%	2,131
	2023	274	233	266	245	222	202	197	195	181	170	148	202	2,333	▼	2,535
Misdemeanor	2024	22	17	39	24	33	29	40	35	35	28	16	-	318	19%	318
	2023	24	17	29	23	11	22	37	32	27	31	15	23	268	▲	291
Other	2024	-	-	-	1	2	1	2	2	4	1	3	-	16	60%	16
	2023	-	1	2	-	1	1	-	-	5	-	-	2	10	▲	12
Other Criminally Related Matters	2024	14	7	7	7	16	8	11	6	14	10	10	-	110	26%	110
	2023	13	5	10	7	7	7	3	7	14	6	8	11	87	▲	98
Probates/Wills & Trusts - Level 1	2024	-	1	1	1	-	-	2	1	2	2	-	-	10	67%	10
	2023	1	1	-	-	1	1	-	-	2	-	-	-	6	▲	6
Probates/Wills & Trusts - Level 2	2024	4	1	1	6	6	2	3	5	6	5	2	-	41	11%	41
	2023	3	7	3	3	8	2	4	2	1	3	1	2	37	▲	39
Uncontested Divorce	2024	8	8	9	14	12	11	22	8	19	16	13	-	140	-18%	140
	2023	16	21	23	17	17	12	13	18	12	11	10	15	170	▼	185

Dashboard		Monthly Dispositions Summary		Jan --- Nov Dispositions	
<p>Court: Roanoke Circuit Start/End Date: Jan-23 / Nov-24 2023 Average Month: 393 Jan-Nov 2023: 4,351 Dispositions Trending: ▲</p>	<p>Circuit/Court ID: 23 223770 Type of Case: Dispositions 2024 Average Month: 437 Jan-Nov 2024 : 4,812 Overall AVG. Month: 414</p>	<p>Jan 23 - Nov 24</p>		<p>2024: 4,812 2023: 4,351</p>	

Dispositions by Division																
Divisions		Jan	Feb	Mar	Apr	May	Jun	Jul	Aug	Sep	Oct	Nov	Dec	Thru Nov	% Change	Total
Total	2024	714	383	465	479	355	346	471	426	361	511	301	-	4,812	11%	4,812
	2023	379	395	441	364	543	440	351	376	377	372	313	362	4,351	▲	4,713
Civil	2024	163	72	107	132	82	99	106	139	102	109	67	-	1,178	19%	1,178
	2023	58	80	96	83	138	99	68	92	120	90	68	58	992	▲	1,050
Criminal	2024	204	163	190	161	144	134	210	201	142	168	124	-	1,841	4%	1,841
	2023	153	169	203	144	167	188	158	161	161	134	137	177	1,775	▲	1,952
Concealed Handgun Permits	2024	39	97	136	118	72	67	95	31	81	186	62	-	984	-12%	984
	2023	119	122	93	94	162	116	86	79	55	104	82	84	1,112	▼	1,196
Miscellaneous/ Other	2024	308	51	32	68	57	46	60	54	35	48	47	-	806	71%	806
	2023	49	24	49	43	76	36	39	44	41	44	26	42	471	▲	513
Others	2024	-	-	-	-	-	-	-	1	1	-	1	-	3	200%	3
	2023	-	-	-	-	-	1	-	-	-	-	-	-	1	▲	2

Dispositions by Case Category																
Case Categories		Jan	Feb	Mar	Apr	May	Jun	Jul	Aug	Sep	Oct	Nov	Dec	Thru Nov	% Change	Total
Administrative Law	2024	3	-	1	1	-	-	1	-	-	1	-	-	7	133%	7
	2023	-	2	-	-	-	-	-	-	1	-	-	-	3	▲	3
Aggravated Murder	2024	-	-	-	-	-	-	-	-	-	-	-	-	0	-100%	0
	2023	1	-	1	-	-	1	2	-	-	-	-	-	5	▼	5
Contested Divorce	2024	11	7	5	12	13	7	8	17	8	2	7	-	97	5%	97
	2023	9	4	8	7	11	6	10	9	10	9	9	6	92	▲	98
Domestic and Family - Level 1	2024	39	8	42	65	27	39	26	43	34	45	12	-	380	40%	380
	2023	-	38	18	19	28	51	5	33	41	25	13	11	271	▲	282
Domestic and Family - Level 2	2024	14	2	10	7	3	7	5	4	4	1	6	-	63	54%	63
	2023	5	3	6	6	5	1	-	5	1	5	4	3	41	▲	44
Felonies and Related Matters	2024	166	126	159	107	92	109	162	154	103	132	82	-	1,392	6%	1,392
	2023	108	136	153	107	120	153	103	123	110	106	91	144	1,310	▲	1,454
General Civil - Level 1	2024	5	2	-	4	2	4	6	2	-	2	1	-	28	-18%	28
	2023	1	3	3	1	2	5	4	3	6	4	2	2	34	▼	36
General Civil - Level 2	2024	36	20	19	13	15	14	17	22	17	26	14	-	213	28%	213
	2023	9	9	22	14	38	14	11	13	15	16	6	20	167	▲	187
General Civil - Level 3	2024	20	16	9	11	10	2	18	10	11	10	12	-	129	42%	129
	2023	11	3	8	10	19	5	7	11	8	7	2	5	91	▲	96
Miscellaneous Civil	2024	332	139	167	182	120	110	150	87	116	232	106	-	1,741	11%	1,741
	2023	164	146	140	138	227	152	124	121	100	151	109	123	1,572	▲	1,695
Misdemeanor	2024	18	19	21	36	31	12	26	43	26	18	30	-	280	3%	280
	2023	17	21	34	22	20	23	37	23	36	17	21	18	271	▲	289
Other	2024	7	-	-	-	-	1	2	1	2	-	2	-	15	114%	15
	2023	-	-	-	1	2	1	1	-	2	-	-	2	7	▲	9
Other Criminally Related Matters	2024	20	22	18	20	21	13	24	17	14	20	14	-	203	6%	203
	2023	27	12	15	16	27	12	16	15	16	11	25	15	192	▲	207
Probates/Wills & Trusts - Level 1	2024	1	-	-	1	-	1	-	-	-	-	-	-	3	0%	3
	2023	1	-	-	1	-	-	-	-	1	-	-	1	3	↔	4
Probates/Wills & Trusts - Level 2	2024	11	-	1	2	3	2	3	3	2	2	1	-	30	-19%	30
	2023	1	2	6	7	7	5	4	1	2	1	1	2	37	▼	39
Protective Orders	2024	-	-	-	-	1	-	-	-	-	-	-	-	1	1	1
	2023	-	-	-	-	-	-	-	-	-	-	-	-	0	↔	0
Uncontested Divorce	2024	31	22	13	18	17	25	23	23	24	20	14	-	230	-10%	230
	2023	25	16	27	15	37	11	27	19	28	20	30	10	255	▼	265

This report reflects the case management system. Numbers will update as reports are refreshed and posted. The case types reported may not necessitate judicial involvement.

Dashboard		Monthly Dispositions Summary		Jan --- Nov Dispositions					
<p>Court: Salem Circuit Start/End Date: Jan-23 / Nov-24 2023 Average Month: 103 Jan-Nov 2023: 1,155 Dispositions Trending: ⇄</p>	<p>Circuit/Court ID: 23 223775 Type of Case: Dispositions 2024 Average Month: 106 Jan-Nov 2024 : 1,169 Overall AVG. Month: 105</p>	 <p>Jan 23 - Nov 24</p>		<table border="1" style="margin: auto;"> <tr> <td style="text-align: center; width: 50px;">1,169</td> <td style="text-align: center; width: 50px;">1,155</td> </tr> <tr> <td style="text-align: center;">2024</td> <td style="text-align: center;">2023</td> </tr> </table>		1,169	1,155	2024	2023
1,169	1,155								
2024	2023								

Dispositions by Division																
Divisions		Jan	Feb	Mar	Apr	May	Jun	Jul	Aug	Sep	Oct	Nov	Dec	Thru Nov	% Change	Total
Total	2024	122	147	76	106	77	78	102	187	118	80	76	-	1,169	1%	1,169
	2023	125	112	117	92	105	109	71	145	78	93	108	81	1,155	▲	1,236
Civil	2024	21	15	7	18	9	10	18	23	18	18	7	-	164	26%	164
	2023	12	15	14	8	12	12	6	17	11	8	15	12	130	▲	142
Criminal	2024	61	68	28	40	33	35	54	106	51	31	31	-	538	-4%	538
	2023	67	50	55	39	56	45	33	76	40	56	42	37	559	▼	596
Concealed Handgun Permits	2024	32	43	35	39	28	30	14	47	35	22	29	-	354	-3%	354
	2023	42	35	39	40	27	38	27	35	21	22	39	28	365	▼	393
Miscellaneous/ Other	2024	8	21	6	9	7	3	16	11	14	9	9	-	113	12%	113
	2023	4	12	9	5	10	14	5	17	6	7	12	4	101	▲	105

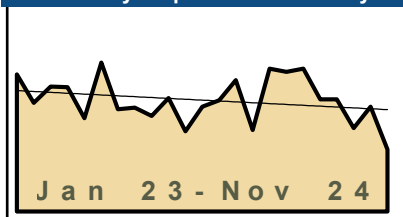
Dispositions by Case Category																
Case Categories		Jan	Feb	Mar	Apr	May	Jun	Jul	Aug	Sep	Oct	Nov	Dec	Thru Nov	% Change	Total
Administrative Law	2024	1	-	-	-	-	-	-	-	-	-	-	-	1	1	1
	2023	-	-	-	-	-	-	-	-	-	-	-	-	-	0	↔
Contested Divorce	2024	2	-	-	3	1	1	1	1	-	-	1	-	10	-52%	10
	2023	1	6	2	2	1	2	2	3	1	-	1	4	21	▼	25
Domestic and Family - Level 1	2024	3	-	3	2	-	1	6	4	5	7	-	-	31	7%	31
	2023	4	1	2	-	5	2	2	3	4	2	4	5	29	▲	34
Domestic and Family - Level 2	2024	1	2	-	1	-	1	2	2	2	-	1	-	12	20%	12
	2023	2	1	1	-	1	-	-	3	-	1	1	-	10	▲	10
Felonies and Related Matters	2024	47	53	23	28	25	27	27	93	47	22	25	-	417	-6%	417
	2023	57	38	46	28	42	35	27	52	32	51	36	30	444	▼	474
General Civil - Level 1	2024	-	1	1	-	-	-	-	-	-	-	1	-	3	50%	3
	2023	-	-	-	-	-	-	-	-	-	1	-	-	2	▲	2
General Civil - Level 2	2024	8	12	-	7	1	1	6	5	5	3	1	-	49	75%	49
	2023	3	2	3	4	4	3	1	2	2	1	3	2	28	▲	30
General Civil - Level 3	2024	-	3	-	-	2	1	1	3	2	3	1	-	16	78%	16
	2023	-	-	1	1	-	4	-	-	1	-	2	-	9	▲	9
Miscellaneous Civil	2024	39	52	40	48	35	34	27	58	45	29	38	-	445	-1%	445
	2023	46	44	46	44	34	49	31	51	27	28	50	30	450	▼	480
Misdemeanor	2024	9	15	2	6	8	5	26	11	5	7	6	-	100	-3%	100
	2023	10	9	7	10	13	10	6	20	7	5	6	7	103	▼	110
Other	2024	-	1	-	-	1	-	1	-	-	-	-	-	3	3	3
	2023	-	-	-	-	-	-	-	-	-	-	-	-	0	↔	0
Other Criminally Related Matters	2024	6	-	3	6	-	3	1	2	-	2	-	-	23	64%	23
	2023	-	3	2	2	1	-	-	4	1	1	-	-	14	▲	14
Probates/Wills & Trusts - Level 1	2024	-	-	-	-	-	-	-	-	-	1	-	-	1	1	1
	2023	-	-	-	-	-	-	-	-	-	-	-	1	0	↔	1
Probates/Wills & Trusts - Level 2	2024	1	4	-	-	1	-	-	2	1	1	-	-	10	-9%	10
	2023	1	2	1	-	1	-	-	1	2	1	2	-	11	▼	11
Uncontested Divorce	2024	5	4	4	5	3	4	4	6	6	5	2	-	48	41%	48
	2023	1	6	6	1	3	4	4	2	5	1	2	3	34	▲	36

Dashboard

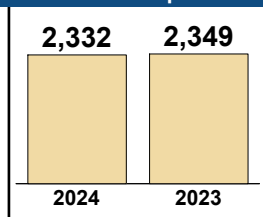
Court: Amherst Circuit
Start/End Date: Jan-23 / Nov-24
2023 Average Month: 212
Jan-Nov 2023: 2,349
Dispositions Trending: ↔

Circuit/Court ID: 24 224009
Type of Case: Dispositions
2024 Average Month: 212
Jan-Nov 2024 : 2,332
Overall AVG. Month: 212

Monthly Dispositions Summary



Jan --- Nov Dispositions

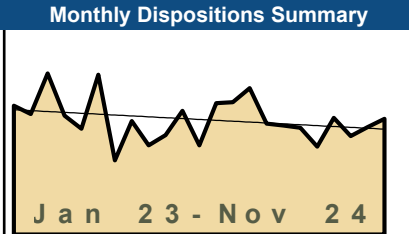


Dispositions by Division

Divisions		Jan	Feb	Mar	Apr	May	Jun	Jul	Aug	Sep	Oct	Nov	Dec	Thru Nov	% Change	Total
Total	2024	212	250	155	272	266	272	214	214	159	200	118	-	2,332	-1%	2,332
	2023	261	207	238	237	178	284	195	198	182	216	153	200	2,349	▼	2,549
Civil	2024	9	17	13	24	15	24	19	32	16	16	16	-	201	14%	201
	2023	8	5	34	10	15	47	8	9	10	14	16	11	176	▲	187
Criminal	2024	65	103	56	82	88	102	75	38	63	63	19	-	754	3%	754
	2023	83	64	79	66	62	97	59	56	59	89	20	91	734	▲	825
Concealed Handgun Permits	2024	79	86	34	86	87	49	65	70	39	77	48	-	720	-14%	720
	2023	102	78	66	126	36	80	71	58	63	69	84	46	833	▼	879
Miscellaneous/ Other	2024	59	44	52	80	76	97	55	74	41	44	35	-	657	9%	657
	2023	68	59	59	35	65	59	57	75	50	44	33	52	604	▲	656
Others	2024	-	-	-	-	-	-	-	-	-	-	-	-	0	-100%	0
	2023	-	1	-	-	-	1	-	-	-	-	-	-	2	▼	2

Dispositions by Case Category

Case Categories		Jan	Feb	Mar	Apr	May	Jun	Jul	Aug	Sep	Oct	Nov	Dec	Thru Nov	% Change	Total
Administrative Law	2024	-	-	1	-	-	-	-	-	-	1	-	-	2	100%	2
	2023	-	-	-	-	-	-	-	-	-	1	-	1	1	▲	2
Aggravated Murder	2024	-	-	-	-	1	-	-	-	1	-	-	-	2	100%	2
	2023	-	-	-	-	-	-	-	-	-	1	-	-	1	▲	1
Contested Divorce	2024	2	2	1	3	-	2	2	1	1	1	1	-	16	45%	16
	2023	2	-	2	2	-	1	2	-	-	-	2	2	11	▲	13
Domestic and Family - Level 1	2024	1	7	4	5	-	6	6	22	2	2	-	-	55	-10%	55
	2023	-	-	28	-	7	17	-	-	1	6	2	5	61	▼	66
Domestic and Family - Level 2	2024	-	1	-	4	-	1	-	5	-	1	1	-	13	18%	13
	2023	-	-	1	1	1	2	1	1	1	1	2	1	11	▲	12
Felonies and Related Matters	2024	46	79	41	54	33	51	55	26	28	32	12	-	457	7%	457
	2023	50	50	39	40	37	61	41	23	39	33	16	52	429	▲	481
General Civil - Level 1	2024	-	-	-	-	-	-	1	-	-	-	-	-	1	1	1
	2023	-	-	-	-	-	-	-	-	-	-	-	-	0	↔	0
General Civil - Level 2	2024	-	3	2	4	5	8	4	2	2	7	4	-	41	52%	41
	2023	3	4	1	1	-	3	4	2	4	1	4	-	27	▲	27
General Civil - Level 3	2024	2	1	3	4	5	-	1	-	6	1	-	-	23	44%	23
	2023	1	-	2	2	2	3	1	1	2	3	1	1	16	▲	17
Miscellaneous Civil	2024	86	91	43	107	102	70	78	80	45	88	53	-	843	-9%	843
	2023	107	91	77	130	43	88	82	66	71	82	88	52	925	▼	977
Misdemeanor	2024	15	21	5	27	12	29	19	8	30	19	2	-	187	5%	187
	2023	20	10	31	21	15	27	8	17	12	14	3	35	178	▲	213
Other	2024	51	38	43	57	60	70	42	64	35	32	28	-	520	2%	520
	2023	63	47	47	30	57	52	45	67	42	29	29	46	508	▲	554
Other Criminally Related Matters	2024	4	3	10	1	42	23	1	4	4	12	5	-	109	-20%	109
	2023	14	4	9	5	10	18	10	16	8	41	1	4	136	▼	140
Probates/Wills & Trusts - Level 1	2024	-	-	-	-	-	1	-	-	-	-	-	-	1	0%	1
	2023	-	-	-	1	-	-	-	-	-	-	-	-	1	↔	1
Probates/Wills & Trusts - Level 2	2024	2	-	1	-	1	1	1	1	2	1	4	-	14	100%	14
	2023	-	-	1	-	2	1	-	1	1	-	1	-	7	▲	7
Uncontested Divorce	2024	3	4	1	6	5	10	4	1	3	3	8	-	48	30%	48
	2023	1	1	2	4	4	11	1	4	1	4	4	1	37	▲	38

Dashboard		Monthly Dispositions Summary		Jan --- Nov Dispositions					
<p>Court: Bedford Circuit Start/End Date: Jan-23 / Nov-24 2023 Average Month: 440 Jan-Nov 2023: 4,934 Dispositions Trending: ↔</p>	<p>Circuit/Court ID: 24 224019 Type of Case: Dispositions 2024 Average Month: 437 Jan-Nov 2024 : 4,812 Overall AVG. Month: 439</p>	 <p>Jan 23 - Nov 24</p>		<table border="1" style="margin: auto;"> <tr> <td style="text-align: center; width: 50px;">4,812</td> <td style="text-align: center; width: 50px;">4,934</td> </tr> <tr> <td style="text-align: center;">2024</td> <td style="text-align: center;">2023</td> </tr> </table>		4,812	4,934	2024	2023
4,812	4,934								
2024	2023								

Dispositions by Division																
Divisions		Jan	Feb	Mar	Apr	May	Jun	Jul	Aug	Sep	Oct	Nov	Dec	Thru Nov	% Change	Total
Total	2024	501	504	558	423	415	407	335	444	375	409	441	-	4,812	-2%	4,812
	2023	491	459	614	453	403	609	282	433	340	379	471	340	4,934	▼	5,274
Civil	2024	49	57	47	67	50	59	52	63	45	33	23	-	545	-15%	545
	2023	63	85	52	69	52	65	27	53	41	50	87	67	644	▼	711
Criminal	2024	128	145	134	161	128	123	60	97	113	95	108	-	1,292	4%	1,292
	2023	117	65	125	59	145	178	83	100	119	133	113	63	1,237	▲	1,300
Concealed Handgun Permits	2024	235	232	305	133	182	151	153	202	168	211	242	-	2,214	-7%	2,214
	2023	262	251	359	272	134	292	110	223	124	142	221	147	2,390	▼	2,537
Miscellaneous/ Other	2024	89	70	72	61	55	74	70	82	49	70	68	-	760	15%	760
	2023	49	58	78	53	72	74	62	57	56	54	50	62	663	▲	725
Others	2024	-	-	-	1	-	-	-	-	-	-	-	-	1	1	1
	2023	-	-	-	-	-	-	-	-	-	-	-	1	0	↔	1

Dispositions by Case Category																
Case Categories		Jan	Feb	Mar	Apr	May	Jun	Jul	Aug	Sep	Oct	Nov	Dec	Thru Nov	% Change	Total
Administrative Law	2024	-	-	-	-	-	1	-	-	-	1	2	-	4	33%	4
	2023	1	1	-	-	-	-	-	1	-	-	-	-	3	▲	3
Aggravated Murder	2024	-	-	-	-	1	-	-	-	-	-	-	-	1	-50%	1
	2023	2	-	-	-	-	-	-	-	-	-	-	-	2	▼	2
Contested Divorce	2024	5	7	6	7	5	8	4	3	8	5	4	-	62	-6%	62
	2023	6	15	6	3	3	12	-	6	6	2	7	4	66	▼	70
Domestic and Family - Level 1	2024	17	2	9	20	17	14	17	22	11	11	1	-	141	-4%	141
	2023	6	37	6	23	10	8	-	16	5	8	28	13	147	▼	160
Domestic and Family - Level 2	2024	4	12	4	4	3	2	4	2	2	4	-	-	41	-31%	41
	2023	8	6	6	6	4	3	4	3	5	6	8	7	59	▼	66
Felonies and Related Matters	2024	102	124	73	110	96	106	35	69	65	56	71	-	907	6%	907
	2023	78	52	86	42	105	100	60	81	75	103	72	51	854	▲	905
General Civil - Level 1	2024	-	-	-	1	1	1	-	-	1	1	-	-	5	0%	5
	2023	1	-	2	1	-	-	-	-	1	1	-	2	5	↔	7
General Civil - Level 2	2024	6	12	10	14	7	19	9	13	10	1	11	-	112	6%	112
	2023	18	8	2	11	8	14	6	8	4	21	6	28	106	▲	134
General Civil - Level 3	2024	10	3	2	6	1	9	5	4	8	1	2	-	51	-23%	51
	2023	2	1	6	3	7	6	13	15	4	1	8	5	66	▼	71
Miscellaneous Civil	2024	279	263	343	158	200	186	179	248	193	241	267	-	2,557	-6%	2,557
	2023	288	282	403	299	162	325	142	251	157	167	246	177	2,722	▼	2,899
Misdemeanor	2024	17	14	34	29	23	13	15	13	38	25	19	-	240	23%	240
	2023	26	13	24	8	12	18	13	13	26	17	25	8	195	▲	203
Other	2024	41	41	33	37	38	26	43	36	18	37	42	-	392	27%	392
	2023	16	25	36	23	42	39	28	28	21	28	23	27	309	▲	336
Other Criminally Related Matters	2024	9	7	27	22	13	4	10	17	11	14	18	-	152	-23%	152
	2023	11	1	17	12	31	60	10	6	18	13	18	4	197	▼	201
Probates/Wills & Trusts - Level 1	2024	-	-	-	-	1	-	-	-	-	-	-	-	1	-89%	1
	2023	2	2	1	-	-	1	-	1	-	2	-	1	9	▼	10
Probates/Wills & Trusts - Level 2	2024	1	4	5	1	2	1	2	3	3	1	2	-	25	-42%	25
	2023	3	2	5	3	3	9	-	2	7	4	5	2	43	▼	45
Uncontested Divorce	2024	10	15	12	14	7	17	12	14	7	11	2	-	121	-20%	121
	2023	24	14	14	19	16	14	6	2	11	6	25	11	151	▼	162

Dashboard		Monthly Dispositions Summary		Jan --- Nov Dispositions			
<p>Court: Campbell Circuit Start/End Date: Jan-23 / Nov-24 2023 Average Month: 296 Jan-Nov 2023: 3,328 Dispositions Trending: ▼</p>	<p>Circuit/Court ID: 24 224031 Type of Case: Dispositions 2024 Average Month: 292 Jan-Nov 2024 : 3,216 Overall AVG. Month: 294</p>	<p style="text-align: center; font-weight: bold;">Jan 23 - Nov 24</p>		<table style="margin: auto;"> <tr> <td style="text-align: center; width: 50%;"> <p style="font-size: 1.2em; font-weight: bold;">3,216</p> <div style="width: 50px; height: 50px; background-color: #d9ead3; margin: 0 auto;"></div> <p style="font-size: 0.8em;">2024</p> </td> <td style="text-align: center; width: 50%;"> <p style="font-size: 1.2em; font-weight: bold;">3,328</p> <div style="width: 50px; height: 50px; background-color: #d9ead3; margin: 0 auto;"></div> <p style="font-size: 0.8em;">2023</p> </td> </tr> </table>		<p style="font-size: 1.2em; font-weight: bold;">3,216</p> <div style="width: 50px; height: 50px; background-color: #d9ead3; margin: 0 auto;"></div> <p style="font-size: 0.8em;">2024</p>	<p style="font-size: 1.2em; font-weight: bold;">3,328</p> <div style="width: 50px; height: 50px; background-color: #d9ead3; margin: 0 auto;"></div> <p style="font-size: 0.8em;">2023</p>
<p style="font-size: 1.2em; font-weight: bold;">3,216</p> <div style="width: 50px; height: 50px; background-color: #d9ead3; margin: 0 auto;"></div> <p style="font-size: 0.8em;">2024</p>	<p style="font-size: 1.2em; font-weight: bold;">3,328</p> <div style="width: 50px; height: 50px; background-color: #d9ead3; margin: 0 auto;"></div> <p style="font-size: 0.8em;">2023</p>						

Dispositions by Division																
Divisions		Jan	Feb	Mar	Apr	May	Jun	Jul	Aug	Sep	Oct	Nov	Dec	Thru Nov	% Change	Total
Total	2024	322	352	358	235	310	176	322	245	270	357	269	-	3,216	-3%	3,216
	2023	394	241	341	305	318	292	308	224	291	273	341	220	3,328	▼	3,548
Civil	2024	45	36	35	23	18	20	42	38	30	42	43	-	372	-12%	372
	2023	48	28	44	33	37	32	49	31	43	30	49	17	424	▼	441
Criminal	2024	116	90	119	60	132	73	88	64	80	137	74	-	1,033	-8%	1,033
	2023	106	61	90	77	109	148	99	93	93	112	129	51	1,117	▼	1,168
Concealed Handgun Permits	2024	123	189	151	115	128	60	156	105	103	143	117	-	1,390	-3%	1,390
	2023	208	136	169	166	139	77	111	72	132	102	124	127	1,436	▼	1,563
Miscellaneous/ Other	2024	38	37	53	37	32	23	36	38	56	35	35	-	420	20%	420
	2023	32	16	38	29	33	35	49	28	23	29	39	25	351	▲	376
Others	2024	-	-	-	-	-	-	-	-	1	-	-	-	1	1	1
	2023	-	-	-	-	-	-	-	-	-	-	-	-	0	↔	0

Dispositions by Case Category																
Case Categories		Jan	Feb	Mar	Apr	May	Jun	Jul	Aug	Sep	Oct	Nov	Dec	Thru Nov	% Change	Total
Administrative Law	2024	-	-	-	-	-	-	-	-	-	2	-	-	2	100%	2
	2023	-	-	-	-	-	-	-	-	1	-	-	-	1	▲	1
Aggravated Murder	2024	-	-	-	-	-	-	-	-	-	1	-	-	1	1	1
	2023	-	-	-	-	-	-	-	-	-	-	-	-	0	↔	0
Contested Divorce	2024	8	6	5	6	3	3	3	2	-	8	2	-	46	18%	46
	2023	1	5	6	3	6	2	5	5	5	1	-	-	39	▲	39
Domestic and Family - Level 1	2024	6	3	2	2	1	2	7	4	6	7	1	-	41	-41%	41
	2023	10	8	8	3	5	5	5	3	4	1	17	5	69	▼	74
Domestic and Family - Level 2	2024	2	2	-	1	2	-	3	2	1	3	4	-	20	-35%	20
	2023	4	-	3	2	3	3	1	1	2	3	9	-	31	▼	31
Felonies and Related Matters	2024	67	54	67	36	78	46	41	38	37	77	41	-	582	-12%	582
	2023	47	36	61	40	66	89	52	66	61	84	63	32	665	▼	697
General Civil - Level 1	2024	1	-	1	-	-	-	1	-	-	-	-	-	3	50%	3
	2023	-	-	-	-	-	1	-	-	-	-	-	-	2	▲	2
General Civil - Level 2	2024	7	5	8	5	7	2	7	6	3	7	10	-	67	-26%	67
	2023	8	2	9	7	7	5	14	9	16	8	6	3	91	▼	94
General Civil - Level 3	2024	19	20	13	3	5	5	15	13	20	15	10	-	138	57%	138
	2023	6	1	12	4	3	4	25	6	6	11	10	9	88	▲	97
Miscellaneous Civil	2024	142	201	174	132	142	72	173	118	132	153	139	-	1,578	-4%	1,578
	2023	225	144	182	187	161	104	142	90	144	118	145	136	1,642	▼	1,778
Misdemeanor	2024	43	32	48	21	50	27	42	23	38	51	24	-	399	-2%	399
	2023	54	22	22	36	37	58	40	28	23	27	61	19	408	▼	427
Other	2024	8	13	24	19	12	9	14	22	22	18	16	-	177	62%	177
	2023	16	8	16	8	10	10	7	7	9	12	6	8	109	▲	117
Other Criminally Related Matters	2024	7	4	5	3	4	-	5	3	6	8	9	-	54	20%	54
	2023	5	3	7	1	6	1	7	-	9	1	5	-	45	▲	45
Probates/Wills & Trusts - Level 1	2024	-	-	-	-	-	-	-	-	1	-	-	-	1	-80%	1
	2023	2	-	-	-	1	-	-	-	-	1	1	-	5	▼	5
Probates/Wills & Trusts - Level 2	2024	2	3	1	-	1	-	3	3	-	1	2	-	16	33%	16
	2023	5	2	3	-	-	1	-	-	1	-	-	-	12	▲	12
Protective Orders	2024	-	1	-	-	-	-	-	-	-	-	-	-	1	1	1
	2023	-	-	-	-	-	-	-	-	-	-	-	-	0	↔	0
Uncontested Divorce	2024	10	8	10	7	5	10	8	11	4	6	11	-	90	-26%	90
	2023	11	10	12	14	13	9	10	9	9	6	18	8	121	▼	129

This report reflects the case management system. Numbers will update as reports are refreshed and posted. The case types reported may not necessitate judicial involvement.

Dashboard		Monthly Dispositions Summary		Jan --- Nov Dispositions	
<p>Court: Nelson Circuit Start/End Date: Jan-23 / Nov-24 2023 Average Month: 97 Jan-Nov 2023: 1,093 Dispositions Trending: ▲</p>	<p>Circuit/Court ID: 24 224125 Type of Case: Dispositions 2024 Average Month: 104 Jan-Nov 2024 : 1,142 Overall AVG. Month: 100</p>	<p>Jan 23 - Nov 24</p>		<div style="display: flex; justify-content: space-around;"> <div style="text-align: center;"> <p>1,142</p> <div style="width: 40px; height: 40px; background-color: #f0e68c; margin: 0 auto;"></div> <p>2024</p> </div> <div style="text-align: center;"> <p>1,093</p> <div style="width: 40px; height: 40px; background-color: #f0e68c; margin: 0 auto;"></div> <p>2023</p> </div> </div>	

Dispositions by Division																
Divisions		Jan	Feb	Mar	Apr	May	Jun	Jul	Aug	Sep	Oct	Nov	Dec	Thru Nov	% Change	Total
Total	2024	73	112	126	86	83	71	93	172	91	122	113	-	1,142	4%	1,142
	2023	127	100	167	90	101	73	81	72	99	92	91	75	1,093	▲	1,168
Civil	2024	4	9	11	9	12	4	12	9	8	7	11	-	96	-4%	96
	2023	5	5	12	5	20	12	7	8	10	7	9	8	100	▼	108
Criminal	2024	25	44	82	18	43	39	44	135	60	65	56	-	611	9%	611
	2023	47	58	96	50	36	41	41	36	47	66	41	26	559	▲	585
Concealed Handgun Permits	2024	38	39	23	50	19	25	27	19	17	41	29	-	327	-5%	327
	2023	66	29	48	26	37	12	23	17	39	15	33	37	345	▼	382
Miscellaneous/ Other	2024	5	20	10	9	9	3	10	9	6	9	17	-	107	22%	107
	2023	9	8	11	9	8	8	10	11	3	4	7	4	88	▲	92
Others	2024	1	-	-	-	-	-	-	-	-	-	-	-	1	0%	1
	2023	-	-	-	-	-	-	-	-	-	-	-	1	1	↔	1

Dispositions by Case Category																
Case Categories		Jan	Feb	Mar	Apr	May	Jun	Jul	Aug	Sep	Oct	Nov	Dec	Thru Nov	% Change	Total
Administrative Law	2024	-	-	-	-	-	-	-	1	1	-	-	-	2	100%	2
	2023	-	1	-	-	-	-	-	-	-	-	-	-	1	▲	1
Contested Divorce	2024	2	1	2	2	-	-	3	-	-	1	1	-	12	20%	12
	2023	-	1	4	-	-	2	3	-	-	-	-	-	10	▲	10
Domestic and Family - Level 1	2024	-	3	-	-	2	-	1	3	-	-	4	-	13	-7%	13
	2023	-	-	2	2	3	1	2	-	1	2	1	2	14	▼	16
Domestic and Family - Level 2	2024	1	-	-	-	-	-	-	1	-	1	-	-	3	-25%	3
	2023	-	-	-	-	-	1	-	1	1	1	-	-	4	▼	4
Felonies and Related Matters	2024	14	30	41	16	29	21	32	59	56	30	27	-	355	1%	355
	2023	18	40	66	27	23	29	29	24	16	59	19	11	350	▲	361
General Civil - Level 1	2024	-	-	-	-	-	-	-	-	1	-	-	-	1	0%	1
	2023	-	-	-	-	1	-	-	-	-	-	-	2	1	↔	3
General Civil - Level 2	2024	-	4	3	4	3	2	2	2	3	3	3	-	29	26%	29
	2023	-	2	3	1	5	1	-	4	1	1	5	1	23	▲	24
General Civil - Level 3	2024	1	5	2	3	5	1	2	1	2	1	4	-	27	4%	27
	2023	5	1	4	1	6	3	3	3	1	1	1	3	26	▲	29
Miscellaneous Civil	2024	42	53	33	57	28	27	37	27	23	50	42	-	419	-2%	419
	2023	74	35	57	34	45	21	34	25	42	19	40	40	426	▼	466
Misdemeanor	2024	3	10	12	2	13	8	7	71	-	33	28	-	187	26%	187
	2023	28	16	24	14	7	9	9	11	6	6	19	8	149	▲	157
Other	2024	1	-	1	-	-	-	-	-	-	-	-	-	2	-67%	2
	2023	-	-	-	-	2	-	-	-	1	1	2	-	6	▼	6
Other Criminally Related Matters	2024	8	4	29	-	1	10	5	5	4	2	1	-	69	11%	69
	2023	1	2	6	10	7	3	3	1	25	1	3	7	62	▲	69
Probates/Wills & Trusts - Level 1	2024	-	-	-	-	1	-	1	-	-	-	-	-	2	100%	2
	2023	1	-	-	-	-	-	-	-	-	-	-	-	1	▲	1
Probates/Wills & Trusts - Level 2	2024	-	1	-	-	1	-	-	1	-	-	-	-	3	0%	3
	2023	-	-	-	1	-	-	-	-	1	-	1	1	3	↔	4
Uncontested Divorce	2024	1	1	3	2	-	2	3	1	1	1	3	-	18	6%	18
	2023	-	2	1	-	2	3	1	3	4	1	-	-	17	▲	17

CPSS-CCMS-10.11 CASELOAD STATISTICS OF THE CIRCUIT COURTS

Lynchburg

January 2023 -- November 2024 Dispositions

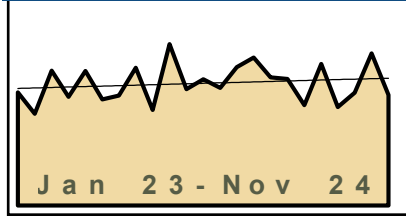
Alexandria and Fairfax Circuit are not Included in State Totals

Dashboard

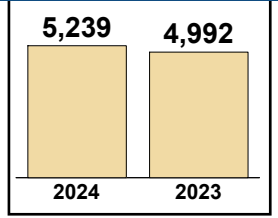
Court: Lynchburg Circuit
Start/End Date: Jan-23 / Nov-24
2023 Average Month: 456
Jan-Nov 2023: 4,992
Dispositions Trending: ▲

Circuit/Court ID: 24 224680
Type of Case: Dispositions
2024 Average Month: 476
Jan-Nov 2024 : 5,239
Overall AVG. Month: 466

Monthly Dispositions Summary



Jan --- Nov Dispositions



Dispositions by Division

Divisions		Jan	Feb	Mar	Apr	May	Jun	Jul	Aug	Sep	Oct	Nov	Dec	Thru Nov	% Change	Total
Total	2024	448	527	564	488	482	383	540	375	430	580	422	-	5,239	5%	5,239
	2023	431	349	514	414	513	405	419	525	364	615	443	481	4,992	▲	5,473
Civil	2024	67	81	101	62	95	73	103	46	59	69	47	-	803	0%	803
	2023	67	60	60	64	74	85	70	86	53	116	67	81	802	▲	883
Criminal	2024	228	208	278	240	208	180	312	215	249	311	180	-	2,609	6%	2,609
	2023	193	154	279	181	243	190	220	264	154	365	221	230	2,464	▲	2,694
Concealed Handgun Permits	2024	59	114	79	85	88	56	67	52	72	55	100	-	827	-12%	827
	2023	111	81	100	91	137	80	69	70	76	64	65	88	944	▼	1,032
Miscellaneous/ Other	2024	94	124	106	101	90	74	58	62	50	145	95	-	999	29%	999
	2023	59	53	75	77	59	48	60	105	81	70	90	82	777	▲	859
Others	2024	-	-	-	-	1	-	-	-	-	-	-	-	1	-80%	1
	2023	1	1	-	1	-	2	-	-	-	-	-	-	5	▼	5

Dispositions by Case Category

Case Categories		Jan	Feb	Mar	Apr	May	Jun	Jul	Aug	Sep	Oct	Nov	Dec	Thru Nov	% Change	Total
Administrative Law	2024	-	-	1	-	1	1	-	-	-	-	-	-	3	0%	3
	2023	1	-	-	-	-	1	-	-	-	1	-	-	3	↔	3
Contested Divorce	2024	5	5	6	5	9	9	4	5	8	4	3	-	63	-17%	63
	2023	8	8	5	9	11	4	5	8	5	5	8	6	76	▼	82
Domestic and Family - Level 1	2024	20	17	30	12	22	10	45	3	16	19	5	-	199	8%	199
	2023	4	16	5	17	11	19	22	16	4	56	14	21	184	▲	205
Domestic and Family - Level 2	2024	3	6	4	1	4	1	3	8	3	1	9	-	43	8%	43
	2023	1	3	5	5	6	3	2	4	3	2	6	1	40	▲	41
Felonies and Related Matters	2024	142	111	175	150	124	83	185	104	131	174	104	-	1,483	0%	1,483
	2023	84	91	161	107	153	105	128	155	83	280	133	135	1,480	▲	1,615
General Civil - Level 1	2024	2	1	1	-	1	1	2	-	2	-	2	-	12	-40%	12
	2023	1	1	3	-	3	-	1	1	3	3	4	1	20	▼	21
General Civil - Level 2	2024	10	25	19	11	19	11	13	8	13	14	4	-	147	-6%	147
	2023	14	11	16	7	12	14	12	25	17	12	17	15	157	▼	172
General Civil - Level 3	2024	6	9	14	9	10	19	17	4	8	7	11	-	114	23%	114
	2023	12	6	14	11	9	12	4	11	4	3	7	12	93	▲	105
Miscellaneous Civil	2024	93	164	122	130	119	89	105	94	106	94	128	-	1,244	-5%	1,244
	2023	137	102	144	126	156	105	99	125	117	96	96	117	1,303	▼	1,420
Misdemeanor	2024	74	75	78	76	87	82	104	98	106	134	69	-	983	24%	983
	2023	82	47	100	64	72	63	79	75	58	77	78	80	795	▲	875
Other	2024	58	63	66	56	59	35	17	20	11	100	66	-	551	34%	551
	2023	32	33	28	38	38	29	30	49	39	37	57	53	410	▲	463
Other Criminally Related Matters	2024	15	25	25	21	12	17	27	13	15	14	8	-	192	-18%	192
	2023	29	16	18	17	20	25	15	35	21	24	15	19	235	▼	254
Probates/Wills & Trusts - Level 1	2024	1	-	-	-	-	-	1	-	-	-	-	-	2	2	2
	2023	-	-	-	-	-	-	-	-	-	-	-	1	0	↔	1
Probates/Wills & Trusts - Level 2	2024	1	3	2	3	2	2	1	5	2	2	1	-	24	-8%	24
	2023	9	3	-	2	2	3	-	3	-	3	1	2	26	▼	28
Protective Orders	2024	-	2	-	-	-	-	-	-	-	-	-	-	2	2	2
	2023	-	-	-	-	-	-	-	-	-	-	-	-	0	↔	0
Uncontested Divorce	2024	18	21	21	14	13	23	16	13	9	17	12	-	177	4%	177
	2023	17	12	15	11	20	22	22	18	10	16	7	18	170	▲	188


This report reflects the case management system. Numbers will update as reports are refreshed and posted. The case types reported may not necessitate judicial involvement.

Dashboard

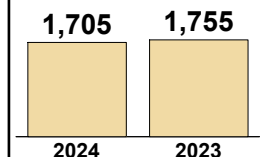
Court: Alleghany Circuit
Start/End Date: Jan-23 / Nov-24
2023 Average Month: 159
Jan-Nov 2023: 1,755
Dispositions Trending: ▼

Circuit/Court ID: 25 225005
Type of Case: Dispositions
2024 Average Month: 155
Jan-Nov 2024 : 1,705
Overall AVG. Month: 157

Monthly Dispositions Summary



Jan --- Nov Dispositions



Dispositions by Division

Divisions		Jan	Feb	Mar	Apr	May	Jun	Jul	Aug	Sep	Oct	Nov	Dec	Thru Nov	% Change	Total
Total	2024	122	195	143	181	93	162	171	176	135	179	148	-	1,705	-3%	1,705
	2023	161	167	183	116	119	164	153	197	211	164	120	148	1,755	▼	1,903
Civil	2024	10	42	10	7	7	11	8	6	8	9	7	-	125	-10%	125
	2023	15	7	16	14	4	9	13	17	24	5	15	12	139	▼	151
Criminal	2024	61	76	79	128	65	126	107	126	66	121	95	-	1,050	5%	1,050
	2023	87	79	80	44	66	109	93	130	145	109	57	85	999	▲	1,084
Concealed Handgun Permits	2024	40	41	46	35	17	24	40	26	49	39	41	-	398	-19%	398
	2023	50	71	78	48	35	29	36	39	37	37	33	42	493	▼	535
Miscellaneous/ Other	2024	11	36	8	11	4	1	15	18	12	10	5	-	131	7%	131
	2023	9	10	8	10	13	17	11	11	5	13	15	9	122	▲	131
Others	2024	-	-	-	-	-	-	1	-	-	-	-	-	1	-50%	1
	2023	-	-	1	-	1	-	-	-	-	-	-	-	2	▼	2

Dispositions by Case Category


Case Categories		Jan	Feb	Mar	Apr	May	Jun	Jul	Aug	Sep	Oct	Nov	Dec	Thru Nov	% Change	Total
Administrative Law	2024	-	-	-	-	-	-	-	-	-	-	1	-	1	1	1
	2023	-	-	-	-	-	-	-	-	-	-	-	-	0	↔	0
Aggravated Murder	2024	-	-	-	-	-	-	-	-	-	-	-	-	0	0	0
	2023	-	-	-	-	-	-	-	-	-	-	-	2	0	↔	2
Contested Divorce	2024	2	4	2	1	1	1	2	-	1	1	-	-	15	-17%	15
	2023	2	-	-	2	1	1	1	4	3	-	4	1	18	▼	19
Domestic and Family - Level 1	2024	2	1	1	-	-	-	1	-	2	2	-	-	9	-31%	9
	2023	1	-	1	1	-	-	1	-	5	1	3	1	13	▼	14
Domestic and Family - Level 2	2024	-	1	-	-	2	1	-	-	-	1	-	-	5	-29%	5
	2023	1	-	2	1	-	-	1	2	-	-	-	-	7	▼	7
Felonies and Related Matters	2024	37	52	59	79	47	90	77	86	49	83	72	-	731	2%	731
	2023	52	52	52	37	44	84	65	103	108	77	44	56	718	▲	774
General Civil - Level 1	2024	-	2	-	1	-	-	-	1	-	-	1	-	5	150%	5
	2023	1	-	-	1	-	-	-	-	-	1	-	2	2	▲	4
General Civil - Level 2	2024	1	13	2	1	1	-	1	-	1	-	-	-	20	25%	20
	2023	1	2	4	2	1	2	2	1	1	-	-	1	16	▲	17
General Civil - Level 3	2024	-	13	-	-	1	2	2	-	3	2	-	-	23	-26%	23
	2023	6	-	2	2	-	1	3	3	10	-	4	1	31	▼	32
Miscellaneous Civil	2024	51	64	53	46	20	25	54	44	61	49	46	-	513	-15%	513
	2023	58	81	86	56	46	45	44	50	42	50	45	50	603	▼	653
Misdemeanor	2024	21	22	13	44	13	27	26	34	16	29	21	-	266	3%	266
	2023	30	24	22	7	21	25	27	25	34	30	13	23	258	▲	281
Other	2024	1	2	-	-	-	-	1	-	-	-	-	-	4	33%	4
	2023	-	-	1	-	1	1	-	-	-	-	-	-	3	▲	3
Other Criminally Related Matters	2024	3	2	7	5	5	9	4	6	1	9	3	-	54	125%	54
	2023	5	3	6	-	1	-	1	3	3	2	-	4	24	▲	28
Probates/Wills & Trusts - Level 1	2024	-	4	-	-	-	-	-	-	-	-	1	-	5	400%	5
	2023	-	-	-	1	-	-	-	-	-	-	-	-	1	▲	1
Probates/Wills & Trusts - Level 2	2024	1	-	1	1	-	1	-	1	-	-	-	-	5	-29%	5
	2023	-	-	2	-	-	2	2	1	-	-	-	1	7	▼	8
Protective Orders	2024	-	-	-	-	-	-	-	-	-	1	-	-	1	1	1
	2023	-	-	-	-	-	-	-	-	-	-	-	-	0	↔	0
Uncontested Divorce	2024	3	15	5	3	3	6	3	4	1	2	3	-	48	-11%	48
	2023	5	5	5	6	4	3	6	5	5	3	7	6	54	▼	60

This report reflects the case management system. Numbers will update as reports are refreshed and posted. The case types reported may not necessitate judicial involvement.

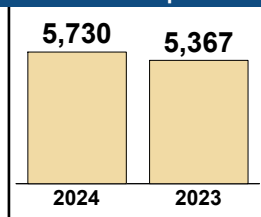
Dashboard

Court: Augusta Circuit
Circuit/Court ID: 25 225015
Start/End Date: Jan-23 / Nov-24
Type of Case: Dispositions
2023 Average Month: 486
2024 Average Month: 521
Jan-Nov 2023: 5,367
Jan-Nov 2024 : 5,730
Dispositions Trending: ▲
Overall AVG. Month: 503

Monthly Dispositions Summary



Jan --- Nov Dispositions



Dispositions by Division

Divisions		Jan	Feb	Mar	Apr	May	Jun	Jul	Aug	Sep	Oct	Nov	Dec	Thru Nov	% Change	Total
Total	2024	678	762	564	515	517	449	437	457	446	520	385	-	5,730	7%	5,730
	2023	509	509	697	463	548	367	395	509	475	463	432	470	5,367	▲	5,837
Civil	2024	140	244	61	45	55	65	76	49	48	73	37	-	893	58%	893
	2023	43	27	76	38	37	56	44	82	43	81	39	78	566	▲	644
Criminal	2024	217	203	173	224	173	208	167	165	207	215	157	-	2,109	6%	2,109
	2023	216	167	209	184	217	124	125	218	202	176	155	161	1,993	▲	2,154
Concealed Handgun Permits	2024	166	217	263	173	186	114	108	166	127	159	147	-	1,826	-2%	1,826
	2023	161	232	316	168	208	96	140	107	150	129	160	125	1,867	▼	1,992
Miscellaneous/ Other	2024	144	90	62	68	99	55	84	68	57	67	41	-	835	-9%	835
	2023	87	82	94	70	85	89	86	98	80	77	74	101	922	▼	1,023
Others	2024	11	8	5	5	4	7	2	9	7	6	3	-	67	253%	67
	2023	2	1	2	3	1	2	-	4	-	-	4	5	19	▲	24

Dispositions by Case Category

Case Categories		Jan	Feb	Mar	Apr	May	Jun	Jul	Aug	Sep	Oct	Nov	Dec	Thru Nov	% Change	Total
Administrative Law	2024	-	-	-	1	-	3	-	-	-	1	-	-	6	-25%	6
	2023	-	1	1	1	-	-	-	4	-	-	1	-	8	▼	8
Aggravated Murder	2024	-	2	-	-	-	-	-	-	-	-	-	-	2	0%	2
	2023	-	-	-	-	-	-	-	1	1	-	-	-	2	↔	2
Contested Divorce	2024	5	12	15	6	5	5	3	6	4	6	7	-	74	4%	74
	2023	6	4	9	6	8	2	8	11	6	5	6	5	71	▲	76
Domestic and Family - Level 1	2024	6	4	1	14	7	15	39	3	7	5	1	-	102	183%	102
	2023	4	1	1	1	-	5	4	7	3	8	2	2	36	▲	38
Domestic and Family - Level 2	2024	3	19	3	6	8	7	4	11	4	7	4	-	76	-5%	76
	2023	4	5	32	7	3	3	5	11	3	6	1	4	80	▼	84
Felonies and Related Matters	2024	131	150	124	168	126	148	134	121	177	155	120	-	1,554	14%	1,554
	2023	138	110	160	137	130	101	85	142	125	130	108	103	1,366	▲	1,469
General Civil - Level 1	2024	5	1	-	-	1	1	-	-	2	-	1	-	11	0%	11
	2023	2	2	-	1	1	-	-	3	1	1	-	1	11	↔	12
General Civil - Level 2	2024	34	8	6	3	12	1	10	7	14	29	4	-	128	33%	128
	2023	6	4	8	8	9	11	4	10	8	23	5	11	96	▲	107
General Civil - Level 3	2024	16	8	9	4	11	15	5	4	3	8	8	-	91	-7%	91
	2023	7	3	9	4	2	13	14	16	6	12	12	15	98	▼	113
Miscellaneous Civil	2024	294	426	288	205	233	141	141	197	148	186	164	-	2,423	6%	2,423
	2023	192	265	359	208	251	136	167	152	199	158	197	188	2,284	▲	2,472
Misdemeanor	2024	81	53	48	53	42	56	28	39	27	57	33	-	517	-9%	517
	2023	70	50	45	41	80	18	33	72	71	46	40	56	566	▼	622
Other	2024	85	45	49	39	51	33	54	45	39	48	24	-	512	3%	512
	2023	57	49	53	30	43	48	55	40	32	48	40	71	495	▲	566
Other Criminally Related Matters	2024	5	3	1	4	5	4	6	8	3	3	4	-	46	-26%	46
	2023	8	7	5	6	7	5	7	4	6	-	7	2	62	▼	64
Probates/Wills & Trusts - Level 1	2024	-	-	-	-	1	-	1	-	-	-	1	-	3	0%	3
	2023	-	-	-	-	-	-	-	2	-	1	-	-	3	↔	3
Probates/Wills & Trusts - Level 2	2024	1	5	3	2	1	4	1	2	-	1	2	-	22	-31%	22
	2023	2	1	4	1	3	1	2	12	1	4	1	5	32	▼	37
Protective Orders	2024	-	-	-	-	-	1	-	1	-	-	-	-	2	2	2
	2023	-	-	-	-	-	-	-	-	-	-	-	-	0	↔	0
Uncontested Divorce	2024	12	26	17	10	14	15	11	13	17	15	11	-	161	3%	161
	2023	13	7	11	12	11	24	11	22	13	21	12	7	157	▲	164


This report reflects the case management system. Numbers will update as reports are refreshed and posted. The case types reported may not necessitate judicial involvement.

Dashboard

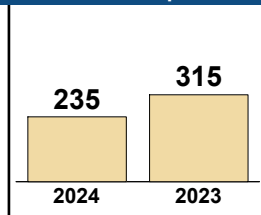
Court: Bath Circuit
Start/End Date: Jan-23 / Nov-24
2023 Average Month: 28
Jan-Nov 2023: 315
Dispositions Trending: ▼

Circuit/Court ID: 25 225017
Type of Case: Dispositions
2024 Average Month: 21
Jan-Nov 2024 : 235
Overall AVG. Month: 25

Monthly Dispositions Summary



Jan --- Nov Dispositions



Dispositions by Division

Divisions		Jan	Feb	Mar	Apr	May	Jun	Jul	Aug	Sep	Oct	Nov	Dec	Thru Nov	% Change	Total
Total	2024	16	15	28	19	19	21	20	12	30	38	17	-	235	-25%	235
	2023	24	20	36	15	23	40	36	26	20	31	44	26	315	▼	341
Civil	2024	2	4	-	1	-	3	2	1	4	-	-	-	17	31%	17
	2023	-	-	4	-	1	3	1	-	3	-	1	2	13	▲	15
Criminal	2024	4	2	17	3	3	8	8	-	7	23	1	-	76	-21%	76
	2023	5	3	6	-	4	22	5	4	8	17	22	7	96	▼	103
Concealed Handgun Permits	2024	9	9	9	13	15	8	7	11	17	14	12	-	124	-31%	124
	2023	17	16	24	12	12	13	27	18	6	14	20	17	179	▼	196
Miscellaneous/ Other	2024	1	-	2	2	1	2	3	-	2	1	4	-	18	-33%	18
	2023	2	1	2	3	6	2	3	4	3	-	1	-	27	▼	27

Dispositions by Case Category

Case Categories		Jan	Feb	Mar	Apr	May	Jun	Jul	Aug	Sep	Oct	Nov	Dec	Thru Nov	% Change	Total
Contested Divorce	2024	-	1	-	-	-	-	-	-	-	-	-	-	1	-67%	1
	2023	-	-	-	-	-	1	1	-	-	-	-	1	3	▼	3
Domestic and Family - Level 1	2024	-	1	-	-	-	-	-	-	1	-	-	-	2	2	2
	2023	-	-	-	-	-	-	-	-	-	-	-	2	0	↔	2
Domestic and Family - Level 2	2024	-	-	-	-	-	-	-	-	-	-	-	-	0	-100%	0
	2023	-	-	-	-	-	1	-	-	-	-	-	-	1	▼	1
Felonies and Related Matters	2024	3	-	15	2	3	5	6	-	3	21	1	-	59	-19%	59
	2023	5	3	6	-	3	21	1	1	5	15	13	6	73	▼	79
General Civil - Level 1	2024	-	-	-	-	-	-	-	-	1	-	-	-	1	0%	1
	2023	-	-	-	-	-	-	1	-	-	-	-	-	1	↔	1
General Civil - Level 2	2024	3	-	-	1	-	-	1	-	-	-	1	-	6	50%	6
	2023	-	-	1	-	-	-	1	-	2	-	-	-	4	▲	4
General Civil - Level 3	2024	-	1	-	-	-	-	-	-	-	-	1	-	2	-67%	2
	2023	-	-	2	-	1	-	-	1	1	-	1	-	6	▼	6
Miscellaneous Civil	2024	9	9	11	14	16	10	9	11	18	15	14	-	136	-31%	136
	2023	19	17	25	14	17	14	28	20	8	14	20	17	196	▼	213
Misdemeanor	2024	1	2	2	1	-	2	2	-	2	2	-	-	14	-22%	14
	2023	-	-	-	-	-	1	4	1	2	2	8	1	18	▼	19
Other Criminally Related Matters	2024	-	-	-	-	-	1	-	-	2	-	-	-	3	-40%	3
	2023	-	-	-	-	1	-	-	2	1	-	1	-	5	▼	5
Probates/Wills & Trusts - Level 2	2024	-	-	-	-	-	2	1	-	-	-	-	-	3	0%	3
	2023	-	-	-	1	-	-	-	1	1	-	-	-	3	↔	3
Uncontested Divorce	2024	-	1	-	1	-	1	1	1	3	-	-	-	8	60%	8
	2023	-	-	2	-	1	2	-	-	-	-	-	-	5	▲	5

This report reflects the case management system. Numbers will update as reports are refreshed and posted. The case types reported may not necessitate judicial involvement.

Dashboard		Monthly Dispositions Summary		Jan --- Nov Dispositions					
<p>Court: Botetourt Circuit Start/End Date: Jan-23 / Nov-24 2023 Average Month: 214 Jan-Nov 2023: 2,378 Dispositions Trending: ▼</p>	<p>Circuit/Court ID: 25 225023 Type of Case: Dispositions 2024 Average Month: 196 Jan-Nov 2024 : 2,159 Overall AVG. Month: 206</p>	<p style="text-align: center; font-weight: bold;">Jan 23 - Nov 24</p>		<table border="1" style="margin: auto;"> <tr> <td style="text-align: center; width: 50px;">2,159</td> <td style="text-align: center; width: 50px;">2,378</td> </tr> <tr> <td style="text-align: center;">2024</td> <td style="text-align: center;">2023</td> </tr> </table>		2,159	2,378	2024	2023
2,159	2,378								
2024	2023								

Dispositions by Division																
Divisions		Jan	Feb	Mar	Apr	May	Jun	Jul	Aug	Sep	Oct	Nov	Dec	Thru Nov	% Change	Total
Total	2024	235	261	186	202	143	184	217	194	165	238	134	-	2,159	-9%	2,159
	2023	279	198	233	281	249	197	156	244	184	162	195	191	2,378	▼	2,569
Civil	2024	27	28	22	13	16	16	16	17	27	27	16	-	225	29%	225
	2023	28	8	13	19	9	24	13	21	13	11	15	12	174	▲	186
Criminal	2024	86	139	60	101	69	82	90	82	52	88	28	-	877	-15%	877
	2023	120	78	97	130	144	74	54	103	84	79	64	84	1,027	▼	1,111
Concealed Handgun Permits	2024	103	74	84	72	38	66	90	74	68	98	74	-	841	-7%	841
	2023	98	80	92	103	80	74	74	88	68	53	99	74	909	▼	983
Miscellaneous/Other	2024	19	20	19	16	20	18	21	21	18	25	16	-	213	-21%	213
	2023	33	32	31	29	16	25	15	32	19	19	17	21	268	▼	289
Others	2024	-	-	1	-	-	2	-	-	-	-	-	-	3	3	3
	2023	-	-	-	-	-	-	-	-	-	-	-	-	0	↔	0

Dispositions by Case Category																
Case Categories		Jan	Feb	Mar	Apr	May	Jun	Jul	Aug	Sep	Oct	Nov	Dec	Thru Nov	% Change	Total
Administrative Law	2024	1	-	-	-	-	-	-	-	-	-	-	-	1	0%	1
	2023	-	-	-	-	-	-	-	-	-	1	-	1	1	↔	2
Aggravated Murder	2024	-	-	-	-	-	-	-	-	-	-	-	-	0	0	0
	2023	-	-	-	-	-	-	-	-	-	-	-	1	0	↔	1
Contested Divorce	2024	3	5	2	3	1	-	1	1	6	4	4	-	30	67%	30
	2023	2	1	2	4	-	2	2	2	1	-	2	-	18	▲	18
Domestic and Family - Level 1	2024	6	6	8	-	1	4	4	2	8	3	1	-	43	-2%	43
	2023	7	3	2	4	-	12	6	2	-	2	6	4	44	▼	48
Domestic and Family - Level 2	2024	2	-	1	-	-	-	-	1	-	1	-	-	5	-44%	5
	2023	1	-	1	2	2	-	-	1	-	-	2	-	9	▼	9
Felonies and Related Matters	2024	67	118	49	70	57	55	59	59	41	61	23	-	659	-17%	659
	2023	99	58	85	91	133	51	43	69	71	54	41	60	795	▼	855
General Civil - Level 1	2024	-	-	-	-	-	-	-	-	-	-	-	-	0	-100%	0
	2023	-	-	-	-	1	-	-	-	-	-	-	-	1	▼	1
General Civil - Level 2	2024	4	6	4	2	1	1	3	4	4	7	4	-	40	14%	40
	2023	1	2	4	6	-	5	1	7	3	3	3	1	35	▲	36
General Civil - Level 3	2024	4	-	3	2	4	3	1	-	1	4	2	-	24	41%	24
	2023	4	2	1	1	1	2	-	-	3	3	1	2	17	▲	19
Miscellaneous Civil	2024	112	86	93	80	48	78	96	88	80	116	82	-	959	-8%	959
	2023	114	95	107	123	88	88	86	100	75	58	108	86	1,042	▼	1,128
Misdemeanor	2024	16	17	11	29	11	18	30	15	12	23	4	-	186	9%	186
	2023	20	16	11	23	10	23	8	18	9	12	21	17	171	▲	188
Other	2024	10	7	11	8	8	8	14	6	6	7	8	-	93	-23%	93
	2023	16	14	16	8	8	10	3	19	10	11	6	8	121	▼	129
Other Criminally Related Matters	2024	4	4	-	2	1	9	1	8	-	4	1	-	34	-44%	34
	2023	1	4	1	16	1	-	3	16	4	13	2	6	61	▼	67
Probates/Wills & Trusts - Level 1	2024	-	-	-	-	-	-	-	-	-	-	-	-	0	-100%	0
	2023	1	1	-	-	-	-	-	-	-	-	-	-	2	▼	2
Probates/Wills & Trusts - Level 2	2024	-	4	-	-	-	-	-	-	3	1	1	-	9	80%	9
	2023	2	-	-	-	-	-	-	1	-	2	-	-	5	▲	5
Uncontested Divorce	2024	6	8	4	6	11	8	8	10	4	7	4	-	76	36%	76
	2023	11	2	4	3	5	4	4	9	8	3	3	5	56	▲	61

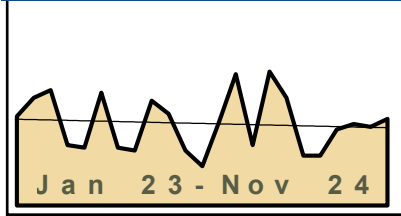
This report reflects the case management system. Numbers will update as reports are refreshed and posted. The case types reported may not necessitate judicial involvement.

Dashboard

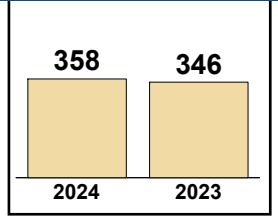
Court: Craig Circuit
Start/End Date: Jan-23 / Nov-24
2023 Average Month: 30
Jan-Nov 2023: 346
Dispositions Trending: ▲

Circuit/Court ID: 25 225045
Type of Case: Dispositions
2024 Average Month: 33
Jan-Nov 2024 : 358
Overall AVG. Month: 31

Monthly Dispositions Summary



Jan --- Nov Dispositions



Dispositions by Division

Divisions		Jan	Feb	Mar	Apr	May	Jun	Jul	Aug	Sep	Oct	Nov	Dec	Thru Nov	% Change	Total
Total	2024	32	50	23	51	41	19	19	29	31	30	33	-	358	3%	358
	2023	34	41	44	23	22	43	22	21	40	35	21	15	346	▲	361
Civil	2024	-	2	3	2	14	2	5	2	14	1	3	-	48	66%	48
	2023	4	1	2	3	7	6	1	3	-	1	1	3	29	▲	32
Criminal	2024	1	24	1	15	1	2	1	5	3	6	13	-	72	33%	72
	2023	7	5	11	4	-	5	-	-	18	4	-	-	54	▲	54
Concealed Handgun Permits	2024	29	23	15	31	23	12	12	19	13	21	13	-	211	-8%	211
	2023	18	34	26	16	10	24	18	16	21	28	18	12	229	▼	241
Miscellaneous/ Other	2024	2	1	4	3	3	3	1	3	1	2	4	-	27	-21%	27
	2023	5	1	5	-	5	8	3	2	1	2	2	-	34	▼	34

Dispositions by Case Category


Case Categories		Jan	Feb	Mar	Apr	May	Jun	Jul	Aug	Sep	Oct	Nov	Dec	Thru Nov	% Change	Total
Contested Divorce	2024	-	-	-	-	-	-	1	-	1	1	-	-	3	50%	3
	2023	-	-	-	-	-	1	-	1	-	-	-	-	2	▲	2
Domestic and Family - Level 1	2024	-	-	1	-	14	-	-	-	12	-	1	-	28	250%	28
	2023	-	-	-	1	7	-	-	-	-	-	-	-	8	▲	8
Domestic and Family - Level 2	2024	-	-	-	-	-	-	-	-	-	-	-	-	0	-100%	0
	2023	-	1	-	-	-	-	-	-	-	-	1	-	2	▼	2
Felonies and Related Matters	2024	1	15	1	13	1	2	1	4	3	5	11	-	57	68%	57
	2023	7	3	2	3	-	4	-	-	13	2	-	-	34	▲	34
General Civil - Level 1	2024	-	-	-	1	-	-	-	-	-	-	-	-	1	-50%	1
	2023	-	-	-	1	-	1	-	-	-	-	-	-	2	▼	2
General Civil - Level 2	2024	-	2	1	-	-	-	1	1	-	-	1	-	6	100%	6
	2023	-	-	1	-	-	-	-	1	-	1	-	-	3	▲	3
General Civil - Level 3	2024	-	-	1	-	-	-	1	1	1	-	-	-	4	-50%	4
	2023	2	-	1	-	-	4	1	-	-	-	-	1	8	▼	9
Miscellaneous Civil	2024	31	24	19	34	26	15	13	22	14	23	17	-	238	-10%	238
	2023	23	35	31	16	15	32	21	18	22	30	20	12	263	▼	275
Misdemeanor	2024	-	9	-	2	-	-	-	-	-	1	2	-	14	-26%	14
	2023	-	2	8	1	-	1	-	-	5	2	-	-	19	▼	19
Other Criminally Related Matters	2024	-	-	-	-	-	-	-	1	-	-	-	-	1	0%	1
	2023	-	-	1	-	-	-	-	-	-	-	-	-	1	↔	1
Probates/Wills & Trusts - Level 1	2024	-	-	-	1	-	-	-	-	-	-	-	-	1	1	1
	2023	-	-	-	-	-	-	-	-	-	-	-	1	0	↔	1
Uncontested Divorce	2024	-	-	-	-	-	2	2	-	-	-	1	-	5	25%	5
	2023	2	-	-	1	-	-	-	-	-	-	-	1	4	▲	5

Dashboard

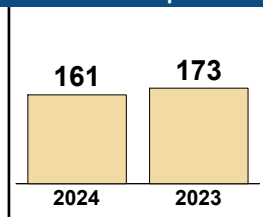
Court: Highland Circuit
Start/End Date: Jan-23 / Nov-24
2023 Average Month: 15
Jan-Nov 2023: 173
Dispositions Trending: ▼

Circuit/Court ID: 25 225091
Type of Case: Dispositions
2024 Average Month: 15
Jan-Nov 2024 : 161
Overall AVG. Month: 15

Monthly Dispositions Summary



Jan --- Nov Dispositions



Dispositions by Division

Divisions		Jan	Feb	Mar	Apr	May	Jun	Jul	Aug	Sep	Oct	Nov	Dec	Thru Nov	% Change	Total
Total	2024	14	9	30	21	12	13	16	11	13	17	5	-	161	-7%	161
	2023	12	15	30	43	16	8	9	13	13	6	8	11	173	▼	184
Civil	2024	1	1	1	-	2	-	2	2	3	-	2	-	14	-7%	14
	2023	2	1	8	1	1	1	-	-	1	-	-	-	15	▼	15
Criminal	2024	4	-	18	8	1	4	3	-	-	5	1	-	44	-34%	44
	2023	-	-	1	35	2	4	5	7	5	1	7	1	67	▼	68
Concealed Handgun Permits	2024	9	5	9	10	8	9	10	7	7	11	2	-	87	5%	87
	2023	10	13	21	4	13	3	4	5	6	4	-	9	83	▲	92
Miscellaneous/ Other	2024	-	3	2	3	1	-	1	2	3	1	-	-	16	100%	16
	2023	-	1	-	3	-	-	-	1	1	1	1	1	8	▲	9

Dispositions by Case Category

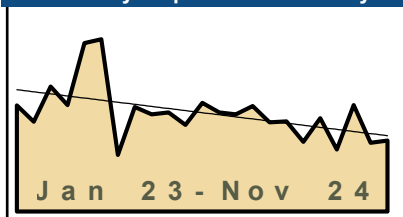
Case Categories		Jan	Feb	Mar	Apr	May	Jun	Jul	Aug	Sep	Oct	Nov	Dec	Thru Nov	% Change	Total
Administrative Law	2024	-	-	-	-	-	-	-	-	-	-	1	-	1	1	1
	2023	-	-	-	-	-	-	-	-	-	-	-	-	0	↔	0
Contested Divorce	2024	1	-	-	-	-	-	-	-	-	2	-	-	3	50%	3
	2023	-	-	1	-	-	1	-	-	-	-	-	-	2	▲	2
Domestic and Family - Level 1	2024	-	-	-	-	-	-	-	-	-	-	-	-	0	-100%	0
	2023	-	-	3	1	-	-	-	-	-	-	-	-	4	▼	4
Domestic and Family - Level 2	2024	-	-	-	-	-	-	-	-	-	-	-	-	0	-100%	0
	2023	-	-	1	-	-	-	-	-	-	-	-	-	1	▼	1
Felonies and Related Matters	2024	3	-	12	7	-	2	3	-	-	5	1	-	33	-15%	33
	2023	-	-	1	17	2	3	4	3	4	5	5	-	39	▼	39
General Civil - Level 1	2024	-	1	-	-	-	-	-	-	-	-	-	-	1	1	1
	2023	-	-	-	-	-	-	-	-	-	-	-	-	0	↔	0
General Civil - Level 2	2024	-	-	-	-	-	-	1	1	1	-	-	-	3	50%	3
	2023	2	-	-	-	-	-	-	-	-	-	-	-	2	▲	2
General Civil - Level 3	2024	-	-	-	-	2	-	-	-	-	-	-	-	3	200%	3
	2023	-	1	-	-	-	-	-	-	-	-	-	-	1	▲	1
Miscellaneous Civil	2024	9	8	11	13	8	9	11	9	10	12	2	-	102	12%	102
	2023	10	14	21	7	13	3	4	6	7	5	1	10	91	▲	101
Misdemeanor	2024	1	-	5	-	1	2	-	-	-	-	-	-	9	-64%	9
	2023	-	-	-	17	-	1	1	4	1	-	1	1	25	▼	26
Other	2024	-	-	-	-	-	-	-	1	-	-	-	-	1	1	1
	2023	-	-	-	-	-	-	-	-	-	-	-	-	0	↔	0
Other Criminally Related Matters	2024	-	-	1	1	-	-	-	-	-	-	-	-	2	-33%	2
	2023	-	-	-	1	-	-	-	-	-	1	1	-	3	▼	3
Probates/Wills & Trusts - Level 2	2024	-	-	1	-	1	-	-	-	-	-	-	-	2	0%	2
	2023	-	-	1	-	-	-	-	-	1	-	-	-	2	↔	2
Uncontested Divorce	2024	-	-	-	-	-	-	1	-	-	-	-	-	1	-67%	1
	2023	-	-	2	-	1	-	-	-	-	-	-	-	3	▼	3

Dashboard

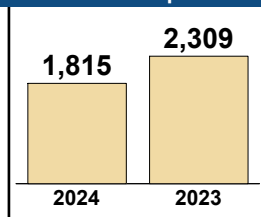
Court: Rockbridge Circuit
Start/End Date: Jan-23 / Nov-24
2023 Average Month: 210
Jan-Nov 2023: 2,309
Dispositions Trending: ▼

Circuit/Court ID: 25 225163
Type of Case: Dispositions
2024 Average Month: 165
Jan-Nov 2024 : 1,815
Overall AVG. Month: 188

Monthly Dispositions Summary



Jan --- Nov Dispositions



Dispositions by Division

Divisions		Jan	Feb	Mar	Apr	May	Jun	Jul	Aug	Sep	Oct	Nov	Dec	Thru Nov	% Change	Total
Total	2024	189	185	201	170	172	133	178	118	203	131	135	-	1,815	-21%	1,815
	2023	202	171	238	203	321	328	108	199	185	189	165	207	2,309	▼	2,516
Civil	2024	15	16	15	23	20	14	20	15	15	21	12	-	186	-35%	186
	2023	17	20	20	27	40	22	21	20	21	51	25	13	284	▼	297
Criminal	2024	115	91	113	73	97	60	99	44	142	63	78	-	975	-29%	975
	2023	130	71	135	100	220	251	42	127	120	80	103	132	1,379	▼	1,511
Concealed Handgun Permits	2024	43	69	63	62	41	55	51	48	40	33	36	-	541	3%	541
	2023	47	69	69	63	45	40	38	48	34	40	31	53	524	▲	577
Miscellaneous/ Other	2024	16	9	10	12	14	4	8	10	6	14	9	-	112	-8%	112
	2023	8	11	14	13	16	15	7	4	10	18	6	9	122	▼	131
Others	2024	-	-	-	-	-	-	-	1	-	-	-	-	1	1	1
	2023	-	-	-	-	-	-	-	-	-	-	-	-	0	↔	0

Dispositions by Case Category

Case Categories		Jan	Feb	Mar	Apr	May	Jun	Jul	Aug	Sep	Oct	Nov	Dec	Thru Nov	% Change	Total
Administrative Law	2024	-	-	-	-	1	-	-	-	1	-	-	-	2	-50%	2
	2023	-	-	-	-	1	1	-	-	1	-	1	-	4	▼	4
Contested Divorce	2024	3	2	3	4	2	-	2	2	4	5	1	-	28	17%	28
	2023	3	3	1	2	6	2	1	1	-	3	2	2	24	▲	26
Domestic and Family - Level 1	2024	-	4	-	-	2	1	-	5	-	1	4	-	17	-73%	17
	2023	-	-	2	12	8	1	-	5	2	25	9	-	64	▼	64
Domestic and Family - Level 2	2024	4	-	1	5	-	2	2	2	1	5	3	-	25	-24%	25
	2023	3	-	5	-	2	3	3	7	2	5	3	3	33	▼	36
Felonies and Related Matters	2024	76	68	81	57	55	40	64	25	107	33	59	-	665	-25%	665
	2023	59	49	75	64	131	188	31	83	83	49	72	83	884	▼	967
General Civil - Level 1	2024	-	-	-	-	-	-	1	-	-	-	-	-	1	1	1
	2023	-	-	-	-	-	-	-	-	-	-	-	-	0	↔	0
General Civil - Level 2	2024	5	3	5	7	9	3	5	1	2	3	3	-	46	5%	46
	2023	4	7	1	5	7	6	3	-	3	3	5	1	44	▲	45
General Civil - Level 3	2024	-	6	-	-	1	4	5	2	2	3	-	-	23	-34%	23
	2023	-	8	3	-	8	1	3	-	6	5	1	1	35	▼	36
Miscellaneous Civil	2024	57	74	73	74	53	59	59	56	45	47	45	-	642	2%	642
	2023	53	76	83	76	59	51	45	51	45	56	37	61	632	▲	693
Misdemeanor	2024	32	22	28	12	23	16	22	15	31	28	16	-	245	-44%	245
	2023	60	21	60	28	87	57	11	41	32	18	24	40	439	▼	479
Other	2024	-	1	-	2	-	-	-	1	-	-	-	-	4	0%	4
	2023	-	1	1	-	-	-	1	-	-	1	-	1	4	↔	5
Other Criminally Related Matters	2024	7	1	4	4	20	4	13	4	4	2	3	-	66	16%	66
	2023	11	1	-	8	2	6	1	3	5	13	7	9	57	▲	66
Probates/Wills & Trusts - Level 1	2024	-	-	1	-	-	-	-	-	-	1	-	-	2	100%	2
	2023	-	1	-	-	-	-	-	-	-	-	-	-	1	▲	1
Probates/Wills & Trusts - Level 2	2024	-	-	1	1	2	2	1	-	-	-	-	-	7	-46%	7
	2023	1	1	2	-	1	3	3	2	-	-	-	-	13	▼	13
Uncontested Divorce	2024	5	4	4	4	4	2	4	5	6	3	1	-	42	-44%	42
	2023	8	3	5	8	9	9	6	6	6	11	4	6	75	▼	81


This report reflects the case management system. Numbers will update as reports are refreshed and posted. The case types reported may not necessitate judicial involvement.

Dashboard

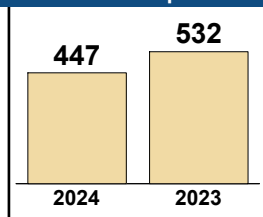
Court: Buena Vista Circuit
Start/End Date: Jan-23 / Nov-24
2023 Average Month: 50
Jan-Nov 2023: 532
Dispositions Trending: ▼

Circuit/Court ID: 25 225530
Type of Case: Dispositions
2024 Average Month: 41
Jan-Nov 2024 : 447
Overall AVG. Month: 45

Monthly Dispositions Summary



Jan --- Nov Dispositions



Dispositions by Division

Divisions		Jan	Feb	Mar	Apr	May	Jun	Jul	Aug	Sep	Oct	Nov	Dec	Thru Nov	% Change	Total
Total	2024	45	38	39	61	19	71	23	52	39	29	31	-	447	-16%	447
	2023	39	67	43	69	22	61	67	59	19	36	50	62	532	▼	594
Civil	2024	4	2	2	2	2	7	1	1	3	2	3	-	29	-34%	29
	2023	1	-	2	9	1	11	3	6	4	3	4	6	44	▼	50
Criminal	2024	22	29	29	42	6	47	14	42	23	16	16	-	286	-21%	286
	2023	26	44	30	45	21	42	54	39	10	19	33	44	363	▼	407
Concealed Handgun Permits	2024	16	4	7	15	8	14	6	7	10	9	6	-	102	17%	102
	2023	9	21	6	7	-	6	6	11	1	11	9	10	87	▲	97
Miscellaneous/ Other	2024	1	3	1	2	3	3	2	2	3	2	6	-	28	-24%	28
	2023	3	2	5	7	-	2	4	3	4	3	4	2	37	▼	39
Others	2024	2	-	-	-	-	-	-	-	-	-	-	-	2	100%	2
	2023	-	-	-	1	-	-	-	-	-	-	-	-	1	▲	1

Dispositions by Case Category

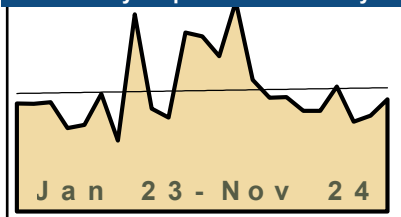
Case Categories		Jan	Feb	Mar	Apr	May	Jun	Jul	Aug	Sep	Oct	Nov	Dec	Thru Nov	% Change	Total
Contested Divorce	2024	-	-	-	1	-	1	-	1	-	-	1	-	4	0%	4
	2023	-	-	1	1	-	-	-	-	1	-	1	5	4	↔	9
Domestic and Family - Level 1	2024	1	-	-	-	1	1	-	-	-	1	-	-	4	-67%	4
	2023	-	-	-	1	-	6	-	2	2	1	-	-	12	▼	12
Domestic and Family - Level 2	2024	-	-	-	-	-	-	1	-	-	-	-	-	1	-80%	1
	2023	-	-	-	2	-	2	-	-	-	1	-	-	5	▼	5
Felonies and Related Matters	2024	11	19	20	33	3	27	11	31	20	14	15	-	204	-22%	204
	2023	18	23	25	34	18	25	50	26	5	13	24	28	261	▼	289
General Civil - Level 1	2024	-	-	-	-	-	-	-	-	-	-	1	-	1	0%	1
	2023	-	-	-	1	-	-	-	-	-	-	-	-	1	↔	1
General Civil - Level 2	2024	1	-	-	1	-	1	-	-	1	-	-	-	4	-20%	4
	2023	-	-	1	2	-	-	-	-	-	1	1	-	5	▼	5
General Civil - Level 3	2024	1	-	-	-	-	1	-	-	1	-	-	-	3	0%	3
	2023	-	-	1	-	-	1	-	1	-	-	-	-	3	↔	3
Miscellaneous Civil	2024	16	7	8	17	11	18	8	9	12	11	10	-	127	7%	127
	2023	12	23	9	13	-	8	10	14	5	13	12	12	119	▲	131
Misdemeanor	2024	10	7	8	7	3	15	3	11	3	2	-	-	69	-20%	69
	2023	5	17	4	11	2	13	4	12	5	6	7	14	86	▼	100
Other	2024	2	-	-	-	1	-	-	-	-	-	-	-	3	200%	3
	2023	-	-	-	1	-	-	-	-	-	-	-	-	1	▲	1
Other Criminally Related Matters	2024	1	3	1	2	-	5	-	-	-	-	1	-	13	-19%	13
	2023	3	4	1	-	1	4	-	1	-	-	2	2	16	▼	18
Probates/Wills & Trusts - Level 2	2024	1	1	-	-	-	2	-	-	-	-	-	-	4	33%	4
	2023	-	-	-	1	-	-	1	1	-	-	-	-	3	▲	3
Protective Orders	2024	-	-	-	-	-	-	-	-	-	-	-	-	0	-100%	0
	2023	-	-	-	-	-	1	-	-	-	-	-	-	1	▼	1
Uncontested Divorce	2024	1	1	2	-	-	-	-	-	2	1	3	-	10	-33%	10
	2023	1	-	1	2	1	1	2	2	1	1	3	1	15	▼	16

Dashboard

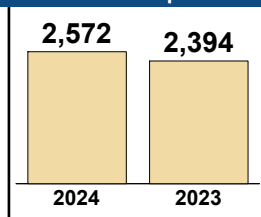
Court: Staunton Circuit
Start/End Date: Jan-23 / Nov-24
2023 Average Month: 227
Jan-Nov 2023: 2,394
Dispositions Trending: ▲

Circuit/Court ID: 25 225790
Type of Case: Dispositions
2024 Average Month: 234
Jan-Nov 2024 : 2,572
Overall AVG. Month: 230

Monthly Dispositions Summary



Jan --- Nov Dispositions



Dispositions by Division

Divisions		Jan	Feb	Mar	Apr	May	Jun	Jul	Aug	Sep	Oct	Nov	Dec	Thru Nov	% Change	Total
Total	2024	296	400	251	217	218	192	192	238	171	183	214	-	2,572	7%	2,572
	2023	206	205	208	159	165	224	135	376	196	179	341	334	2,394	▲	2,728
Civil	2024	18	108	24	16	25	32	19	17	10	23	7	-	299	-7%	299
	2023	12	11	9	19	18	6	7	41	39	15	143	56	320	▼	376
Criminal	2024	210	228	134	128	118	96	95	163	88	94	128	-	1,482	7%	1,482
	2023	114	146	119	68	93	157	77	251	108	113	134	205	1,380	▲	1,585
Concealed Handgun Permits	2024	25	35	33	30	29	22	20	23	28	31	36	-	312	1%	312
	2023	43	31	30	27	26	25	13	44	22	27	21	21	309	▲	330
Miscellaneous/ Other	2024	43	29	58	43	46	42	58	35	45	35	43	-	477	24%	477
	2023	37	17	50	45	28	36	38	40	27	24	43	52	385	▲	437
Others	2024	-	-	2	-	-	-	-	-	-	-	-	-	2	2	2
	2023	-	-	-	-	-	-	-	-	-	-	-	-	0	↔	0

Dispositions by Case Category

Case Categories		Jan	Feb	Mar	Apr	May	Jun	Jul	Aug	Sep	Oct	Nov	Dec	Thru Nov	% Change	Total
Contested Divorce	2024	3	3	-	2	4	3	2	2	3	4	2	-	28	47%	28
	2023	2	1	1	2	2	-	1	2	3	1	4	6	19	▲	25
Domestic and Family - Level 1	2024	4	2	2	2	2	12	-	3	-	7	-	-	34	-58%	34
	2023	3	-	2	5	7	4	-	17	27	3	12	21	80	▼	101
Domestic and Family - Level 2	2024	3	93	13	3	6	8	3	3	1	3	1	-	137	-4%	137
	2023	1	5	-	-	2	1	2	8	6	3	114	6	142	▼	148
Felonies and Related Matters	2024	159	185	99	77	94	66	73	138	56	78	100	-	1,125	15%	1,125
	2023	81	115	94	36	61	123	39	167	85	76	98	164	975	▲	1,139
General Civil - Level 1	2024	-	-	-	-	1	-	1	-	-	1	1	-	4	300%	4
	2023	-	-	-	1	-	-	-	-	-	-	-	1	1	▲	2
General Civil - Level 2	2024	1	-	5	-	1	1	3	3	1	3	2	-	20	-29%	20
	2023	4	3	4	2	2	3	2	3	2	1	2	10	28	▼	38
General Civil - Level 3	2024	2	1	3	4	-	2	-	1	4	2	4	-	23	-18%	23
	2023	3	1	2	3	3	1	-	5	1	1	8	13	28	▼	41
Miscellaneous Civil	2024	34	47	53	47	38	29	38	37	41	41	52	-	457	2%	457
	2023	52	38	48	44	40	36	25	60	32	38	34	37	447	▲	484
Misdemeanor	2024	36	32	29	48	15	23	19	22	15	12	18	-	269	-7%	269
	2023	22	19	20	31	26	31	19	46	17	23	34	29	288	▼	317
Other	2024	32	16	36	24	35	32	37	18	29	19	23	-	301	48%	301
	2023	23	8	27	23	9	21	24	20	14	12	22	18	203	▲	221
Other Criminally Related Matters	2024	15	11	6	3	13	7	3	4	17	4	10	-	93	-26%	93
	2023	11	12	6	7	6	3	19	38	6	15	2	12	125	▼	137
Probates/Wills & Trusts - Level 1	2024	-	-	1	-	-	-	-	-	-	-	-	-	1	1	1
	2023	-	-	-	-	-	-	-	-	-	-	-	-	0	↔	0
Probates/Wills & Trusts - Level 2	2024	1	3	1	2	5	1	3	-	-	-	-	-	16	100%	16
	2023	1	-	1	1	-	1	1	1	-	1	1	6	8	▲	14
Protective Orders	2024	1	-	-	-	-	1	-	-	-	-	-	-	2	100%	2
	2023	-	-	-	-	-	-	-	-	-	1	-	-	1	▲	1
Uncontested Divorce	2024	5	7	3	5	4	7	10	7	4	9	1	-	62	27%	62
	2023	3	3	3	4	7	-	3	9	3	4	10	11	49	▲	60

CPSS-CCMS-10.11 CASELOAD STATISTICS OF THE CIRCUIT COURTS

Waynesboro

January 2023 -- November 2024 Dispositions


Alexandria and Fairfax Circuit are not Included in State Totals

Dashboard

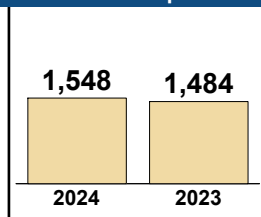
Court: Waynesboro Circuit
Start/End Date: Jan-23 / Nov-24
2023 Average Month: 137
Jan-Nov 2023: 1,484
Dispositions Trending: ▲

Circuit/Court ID: 25 225820
Type of Case: Dispositions
2024 Average Month: 141
Jan-Nov 2024 : 1,548
Overall AVG. Month: 139

Monthly Dispositions Summary



Jan --- Nov Dispositions



Dispositions by Division

Divisions		Jan	Feb	Mar	Apr	May	Jun	Jul	Aug	Sep	Oct	Nov	Dec	Thru Nov	% Change	Total
Total	2024	146	205	153	128	121	120	111	141	100	173	150	-	1,548	4%	1,548
	2023	111	156	149	176	130	109	110	165	133	147	98	162	1,484	▲	1,646
Civil	2024	19	13	11	7	19	14	20	12	20	14	20	-	169	1%	169
	2023	12	16	19	19	10	9	26	12	10	21	14	8	168	▲	176
Criminal	2024	88	118	55	58	55	76	50	70	55	96	73	-	794	13%	794
	2023	37	57	57	100	74	69	34	103	66	72	36	100	705	▲	805
Concealed Handgun Permits	2024	11	44	49	33	19	17	8	42	6	38	36	-	303	6%	303
	2023	24	34	30	33	30	19	24	16	25	27	25	22	287	▲	309
Miscellaneous/ Other	2024	28	29	37	27	27	12	31	17	17	25	19	-	269	-16%	269
	2023	38	48	43	23	16	12	26	34	32	27	23	31	322	▼	353
Others	2024	-	1	1	3	1	1	2	-	2	-	2	-	13	550%	13
	2023	-	1	-	1	-	-	-	-	-	-	-	1	2	▲	3

Dispositions by Case Category

Case Categories		Jan	Feb	Mar	Apr	May	Jun	Jul	Aug	Sep	Oct	Nov	Dec	Thru Nov	% Change	Total
Administrative Law	2024	-	-	-	-	-	-	-	-	-	2	-	-	2	100%	2
	2023	-	-	1	-	-	-	-	-	-	-	-	-	1	▲	1
Aggravated Murder	2024	-	-	-	-	-	-	-	-	-	-	-	-	0	-100%	0
	2023	-	-	-	-	-	-	1	-	-	-	-	-	1	▼	1
Contested Divorce	2024	1	-	2	1	1	4	2	2	-	1	1	-	15	-44%	15
	2023	4	3	4	2	2	-	5	1	1	3	2	1	27	▼	28
Domestic and Family - Level 1	2024	10	2	3	-	3	4	7	2	7	3	2	-	43	48%	43
	2023	4	-	5	6	-	-	5	4	2	2	1	1	29	▲	30
Domestic and Family - Level 2	2024	-	2	1	-	1	1	1	-	2	-	1	-	9	-10%	9
	2023	1	-	2	-	-	2	3	1	-	1	-	-	10	▼	10
Felonies and Related Matters	2024	55	82	42	41	33	58	43	59	27	68	44	-	552	5%	552
	2023	24	44	39	83	55	54	24	82	48	48	26	72	527	▲	599
General Civil - Level 1	2024	-	-	-	-	-	-	-	-	-	-	-	-	0	-100%	0
	2023	1	-	-	-	-	-	1	-	-	-	-	-	1	▼	1
General Civil - Level 2	2024	2	3	4	2	2	1	1	-	3	2	3	-	23	5%	23
	2023	1	6	3	5	-	2	3	-	1	-	1	-	22	▲	22
General Civil - Level 3	2024	4	1	1	-	3	1	-	-	3	2	3	-	18	-62%	18
	2023	2	1	1	4	2	5	5	6	3	11	7	3	47	▼	50
Miscellaneous Civil	2024	15	50	65	41	26	26	23	47	14	48	42	-	397	-1%	397
	2023	32	43	36	40	45	29	40	30	35	35	34	36	399	▼	435
Misdemeanor	2024	28	36	12	15	20	16	5	10	25	22	27	-	216	31%	216
	2023	12	12	17	16	19	11	9	21	18	22	8	24	165	▲	189
Other	2024	24	23	22	22	21	4	19	13	11	14	15	-	188	-10%	188
	2023	30	41	36	17	1	1	10	19	20	19	14	18	208	▼	226
Other Criminally Related Matters	2024	5	-	1	2	2	2	3	1	3	6	2	-	27	125%	27
	2023	1	1	1	1	-	4	-	-	-	2	2	4	12	▲	16
Probates/Wills & Trusts - Level 1	2024	-	-	-	-	-	-	-	1	-	-	-	-	1	1	1
	2023	-	-	-	-	-	-	-	-	-	-	-	-	0	↔	0
Probates/Wills & Trusts - Level 2	2024	-	-	-	-	1	-	1	-	1	-	-	-	3	-40%	3
	2023	-	-	-	-	3	1	1	-	-	-	-	-	5	▼	5
Uncontested Divorce	2024	2	6	-	4	8	3	6	6	4	5	10	-	54	80%	54
	2023	-	5	4	2	3	-	3	1	5	4	3	3	30	▲	33

This report reflects the case management system. Numbers will update as reports are refreshed and posted. The case types reported may not necessitate judicial involvement.

Dashboard		Monthly Dispositions Summary		Jan --- Nov Dispositions					
<p>Court: Clarke Circuit Start/End Date: Jan-23 / Nov-24 2023 Average Month: 60 Jan-Nov 2023: 658 Dispositions Trending: ▼</p>	<p>Circuit/Court ID: 26 226043 Type of Case: Dispositions 2024 Average Month: 58 Jan-Nov 2024 : 639 Overall AVG. Month: 59</p>	<p>Jan 23 - Nov 24</p>		<table border="1" style="margin: auto;"> <tr> <td style="text-align: center; width: 50px;">639</td> <td style="text-align: center; width: 50px;">658</td> </tr> <tr> <td style="text-align: center;">2024</td> <td style="text-align: center;">2023</td> </tr> </table>		639	658	2024	2023
639	658								
2024	2023								

Dispositions by Division																
Divisions		Jan	Feb	Mar	Apr	May	Jun	Jul	Aug	Sep	Oct	Nov	Dec	Thru Nov	% Change	Total
Total	2024	60	40	63	68	65	45	120	39	45	46	48	-	639	-3%	639
	2023	59	61	63	52	68	52	77	55	52	60	59	64	658	▼	722
Civil	2024	7	7	9	7	9	10	9	10	6	6	7	-	87	-3%	87
	2023	9	18	7	6	12	2	9	9	5	6	7	6	90	▼	96
Criminal	2024	12	1	15	26	19	12	72	1	7	4	13	-	182	26%	182
	2023	4	8	9	4	16	21	22	9	8	23	21	22	145	▲	167
Concealed Handgun Permits	2024	32	23	34	27	28	16	31	18	24	31	21	-	285	-16%	285
	2023	37	30	40	27	35	25	36	31	30	21	26	31	338	▼	369
Miscellaneous/ Other	2024	9	9	5	8	9	7	8	10	8	5	7	-	85	0%	85
	2023	9	5	7	15	5	4	10	6	9	10	5	5	85	↔	90


Dispositions by Case Category																
Case Categories		Jan	Feb	Mar	Apr	May	Jun	Jul	Aug	Sep	Oct	Nov	Dec	Thru Nov	% Change	Total
Administrative Law	2024	-	-	-	-	-	-	-	-	-	-	-	-	0	-100%	0
	2023	1	-	-	-	-	-	-	-	-	-	-	-	1	▼	1
Contested Divorce	2024	-	3	1	3	1	2	2	3	1	2	1	-	19	171%	19
	2023	1	-	1	-	2	-	1	1	-	-	1	2	7	▲	9
Domestic and Family - Level 1	2024	-	-	5	-	-	1	2	1	-	-	-	-	9	13%	9
	2023	-	-	3	-	-	-	-	-	1	3	1	-	8	▲	8
Domestic and Family - Level 2	2024	-	1	-	1	1	2	-	1	-	-	-	-	6	50%	6
	2023	1	-	-	-	-	-	-	1	-	-	2	-	4	▲	4
Felonies and Related Matters	2024	11	1	11	19	4	7	69	-	2	3	5	-	132	25%	132
	2023	1	5	9	4	13	13	16	8	5	22	10	17	106	▲	123
General Civil - Level 1	2024	-	-	-	1	-	-	-	-	-	-	-	-	1	0%	1
	2023	-	-	-	-	-	-	-	1	-	-	-	-	1	↔	1
General Civil - Level 2	2024	1	3	2	-	5	-	2	2	2	3	2	-	22	10%	22
	2023	3	2	2	5	-	-	2	3	-	2	1	-	20	▲	20
General Civil - Level 3	2024	2	-	-	2	3	4	1	1	-	2	-	-	15	-50%	15
	2023	-	14	2	3	4	-	4	-	2	1	-	1	30	▼	31
Miscellaneous Civil	2024	40	30	37	32	34	22	39	26	31	34	28	-	353	-11%	353
	2023	43	31	44	35	39	29	43	35	38	29	31	36	397	▼	433
Misdemeanor	2024	-	-	4	7	13	5	2	1	4	1	8	-	45	88%	45
	2023	2	3	-	-	2	5	6	-	2	1	3	4	24	▲	28
Other	2024	-	1	-	-	-	-	-	-	4	-	-	-	5	0%	5
	2023	1	2	-	1	-	-	-	-	1	-	-	-	5	↔	5
Other Criminally Related Matters	2024	1	-	-	-	2	-	1	-	1	-	-	-	5	-74%	5
	2023	1	1	-	-	1	3	1	1	1	1	9	1	19	▼	20
Probates/Wills & Trusts - Level 1	2024	-	-	1	-	-	-	-	-	-	-	-	-	1	1	1
	2023	-	-	-	-	-	-	-	-	-	-	-	-	0	↔	0
Probates/Wills & Trusts - Level 2	2024	1	-	1	1	-	1	-	1	-	-	-	-	5	-17%	5
	2023	1	1	2	1	1	-	-	-	-	-	-	-	6	▼	6
Protective Orders	2024	-	-	-	-	-	-	-	-	-	-	-	-	0	0	0
	2023	-	-	-	-	-	-	-	-	-	-	-	1	0	↔	1
Uncontested Divorce	2024	4	1	1	2	2	1	2	3	-	1	4	-	21	-30%	21
	2023	4	2	-	3	6	2	4	5	2	1	1	2	30	▼	32

Dashboard

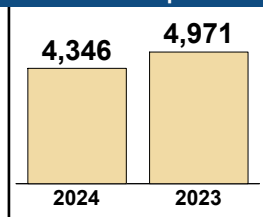
Court: Frederick Circuit
Start/End Date: Jan-23 / Nov-24
2023 Average Month: 446
Jan-Nov 2023: 4,971
Dispositions Trending: ▼

Circuit/Court ID: 26 226069
Type of Case: Dispositions
2024 Average Month: 395
Jan-Nov 2024 : 4,346
Overall AVG. Month: 422

Monthly Dispositions Summary



Jan --- Nov Dispositions



Dispositions by Division

Divisions		Jan	Feb	Mar	Apr	May	Jun	Jul	Aug	Sep	Oct	Nov	Dec	Thru Nov	% Change	Total
Total	2024	354	397	444	471	346	352	359	406	343	470	404	-	4,346	-13%	4,346
	2023	536	494	466	395	435	453	489	391	520	352	440	380	4,971	▼	5,351
Civil	2024	39	25	37	37	23	31	26	30	48	52	25	-	373	-36%	373
	2023	38	47	54	49	40	54	118	55	38	22	69	50	584	▼	634
Criminal	2024	141	168	165	156	167	136	147	156	132	197	184	-	1,749	-8%	1,749
	2023	223	175	126	148	182	196	162	144	248	147	157	138	1,908	▼	2,046
Concealed Handgun Permits	2024	140	154	200	154	117	138	136	178	133	176	144	-	1,670	-10%	1,670
	2023	227	214	217	140	156	149	136	114	187	150	171	157	1,861	▼	2,018
Miscellaneous/ Other	2024	34	50	41	123	39	47	50	41	30	45	51	-	551	-10%	551
	2023	45	58	69	58	55	53	72	77	47	33	42	35	609	▼	644
Others	2024	-	-	1	1	-	-	-	1	-	-	-	-	3	-67%	3
	2023	3	-	-	-	2	1	1	1	-	-	1	-	9	▼	9

Dispositions by Case Category

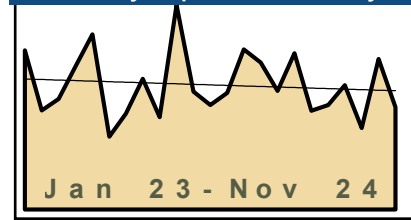
Case Categories		Jan	Feb	Mar	Apr	May	Jun	Jul	Aug	Sep	Oct	Nov	Dec	Thru Nov	% Change	Total
Administrative Law	2024	-	-	-	-	-	-	-	-	-	-	-	-	0	-100%	0
	2023	-	1	-	-	-	-	-	-	-	-	-	-	1	▼	1
Contested Divorce	2024	4	2	8	7	5	4	3	4	5	13	2	-	57	-30%	57
	2023	9	7	9	5	8	9	12	7	7	-	8	7	81	▼	88
Domestic and Family - Level 1	2024	3	4	3	4	2	5	3	4	5	2	3	-	38	-42%	38
	2023	5	4	8	6	1	7	4	5	2	2	21	2	65	▼	67
Domestic and Family - Level 2	2024	1	2	2	3	-	4	2	2	3	1	1	-	21	-48%	21
	2023	4	2	1	4	2	3	2	10	2	1	9	5	40	▼	45
Felonies and Related Matters	2024	95	115	103	114	124	97	94	98	93	131	149	-	1,213	-14%	1,213
	2023	151	137	90	114	129	135	121	107	178	114	134	97	1,410	▼	1,507
General Civil - Level 1	2024	-	-	-	1	-	-	-	-	-	-	-	-	1	-67%	1
	2023	-	-	-	-	-	1	2	-	-	-	-	-	3	▼	3
General Civil - Level 2	2024	8	4	6	9	3	4	5	2	14	5	6	-	66	-43%	66
	2023	7	14	7	10	6	15	32	7	6	3	8	6	115	▼	121
General Civil - Level 3	2024	5	2	3	3	3	1	3	3	2	3	3	-	31	-34%	31
	2023	3	3	3	1	5	7	8	9	3	3	2	3	47	▼	50
Miscellaneous Civil	2024	158	177	229	178	136	171	162	197	150	217	185	-	1,960	-11%	1,960
	2023	256	239	252	167	190	181	184	147	220	172	196	180	2,204	▼	2,384
Misdemeanor	2024	31	43	52	37	37	31	44	47	35	57	31	-	445	0%	445
	2023	64	35	30	24	47	57	41	30	66	30	19	41	443	▲	484
Other	2024	13	26	12	93	16	11	19	21	10	2	5	-	228	0%	228
	2023	18	27	27	27	21	15	23	38	9	9	13	12	227	▲	239
Other Criminally Related Matters	2024	16	10	11	5	6	8	9	11	4	10	6	-	96	45%	96
	2023	8	4	6	10	6	5	3	7	7	3	7	-	66	▲	66
Probates/Wills & Trusts - Level 1	2024	-	-	-	-	-	-	-	-	-	-	-	-	0	-100%	0
	2023	-	-	-	-	1	-	2	-	1	-	-	1	4	▼	5
Probates/Wills & Trusts - Level 2	2024	4	3	2	-	1	1	-	1	7	2	3	-	24	-43%	24
	2023	1	6	3	8	4	4	7	5	2	1	1	3	42	▼	45
Protective Orders	2024	1	1	-	-	-	-	-	1	-	-	-	-	3	-40%	3
	2023	-	-	-	-	-	-	1	1	2	-	1	1	5	▼	6
Uncontested Divorce	2024	15	8	13	17	13	15	15	15	15	27	10	-	163	-25%	163
	2023	10	15	30	19	15	14	47	18	15	14	21	22	218	▼	240

Dashboard

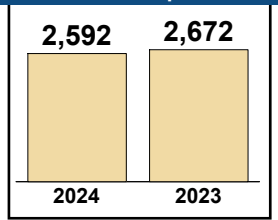
Court: Page Circuit
Start/End Date: Jan-23 / Nov-24
2023 Average Month: 239
Jan-Nov 2023: 2,672
Dispositions Trending: ▼

Circuit/Court ID: 26 226139
Type of Case: Dispositions
2024 Average Month: 236
Jan-Nov 2024 : 2,592
Overall AVG. Month: 238

Monthly Dispositions Summary



Jan --- Nov Dispositions



Dispositions by Division

Divisions		Jan	Feb	Mar	Apr	May	Jun	Jul	Aug	Sep	Oct	Nov	Dec	Thru Nov	% Change	Total
Total	2024	222	305	280	226	298	188	199	237	155	287	195	-	2,592	-3%	2,592
	2023	303	189	211	273	334	139	183	249	176	390	225	199	2,672	▼	2,871
Civil	2024	27	17	19	18	12	13	34	43	15	4	12	-	214	24%	214
	2023	16	16	11	5	21	7	16	14	28	17	22	24	173	▲	197
Criminal	2024	142	233	185	158	239	135	110	141	95	227	120	-	1,785	-3%	1,785
	2023	199	89	128	200	267	89	119	173	109	317	157	148	1,847	▼	1,995
Concealed Handgun Permits	2024	43	42	61	41	38	24	32	41	31	49	59	-	461	-14%	461
	2023	72	77	62	57	33	40	35	45	31	43	38	21	533	▼	554
Miscellaneous/ Other	2024	10	12	15	9	9	15	23	12	14	7	4	-	130	9%	130
	2023	16	7	10	11	13	3	13	17	8	13	8	6	119	▲	125
Others	2024	-	1	-	-	-	1	-	-	-	-	-	-	2	2	2
	2023	-	-	-	-	-	-	-	-	-	-	-	-	0	↔	0

Dispositions by Case Category

Case Categories		Jan	Feb	Mar	Apr	May	Jun	Jul	Aug	Sep	Oct	Nov	Dec	Thru Nov	% Change	Total
Administrative Law	2024	-	-	-	-	-	-	1	-	-	-	-	-	1	1	1
	2023	-	-	-	-	-	-	-	-	-	-	-	-	0	↔	0
Contested Divorce	2024	1	2	3	3	1	2	5	3	2	1	4	-	27	42%	27
	2023	2	1	1	-	1	1	2	2	4	2	3	3	19	▲	22
Domestic and Family - Level 1	2024	2	1	-	-	5	-	4	6	2	-	1	-	21	91%	21
	2023	-	3	-	2	-	-	2	-	3	1	-	4	11	▲	15
Domestic and Family - Level 2	2024	7	2	3	4	-	5	4	4	1	-	-	-	30	43%	30
	2023	5	-	1	-	-	1	-	-	8	-	6	7	21	▲	28
Felonies and Related Matters	2024	87	170	117	116	175	96	65	95	70	183	77	-	1,251	-2%	1,251
	2023	143	57	72	112	210	70	81	88	59	268	118	102	1,278	▼	1,380
General Civil - Level 1	2024	-	-	-	-	-	-	-	1	-	-	-	-	1	1	1
	2023	-	-	-	-	-	-	-	-	-	-	-	-	0	↔	0
General Civil - Level 2	2024	2	5	5	1	3	2	12	13	3	1	1	-	48	66%	48
	2023	3	3	3	2	5	1	1	5	2	3	1	-	29	▲	29
General Civil - Level 3	2024	12	5	4	2	1	2	7	5	-	1	2	-	41	14%	41
	2023	2	1	1	1	10	1	-	4	7	3	6	4	36	▲	40
Miscellaneous Civil	2024	51	50	74	50	46	38	45	53	44	55	62	-	568	-11%	568
	2023	87	84	71	65	45	43	47	59	39	55	46	26	641	▼	667
Misdemeanor	2024	55	64	68	44	62	36	45	47	25	44	44	-	534	12%	534
	2023	56	31	39	66	54	16	33	73	35	45	28	47	476	▲	523
Other	2024	-	2	-	1	-	1	4	2	1	-	-	-	11	11	11
	2023	-	-	-	-	-	-	-	-	-	-	-	1	0	↔	1
Other Criminally Related Matters	2024	-	-	-	-	2	4	-	1	-	-	-	-	7	-93%	7
	2023	-	2	17	22	3	3	5	12	15	4	11	1	94	▼	95
Probates/Wills & Trusts - Level 2	2024	-	2	-	-	-	-	1	1	1	-	1	-	6	0%	6
	2023	-	2	-	-	-	1	1	1	1	-	-	1	6	↔	7
Protective Orders	2024	-	-	-	1	-	-	-	1	-	-	-	-	2	2	2
	2023	-	-	-	-	-	-	-	-	-	-	-	-	0	↔	0
Uncontested Divorce	2024	5	2	6	4	3	2	6	5	6	2	3	-	44	-28%	44
	2023	5	5	6	3	6	2	11	5	3	9	6	3	61	▼	64

Dashboard		Monthly Dispositions Summary		Jan --- Nov Dispositions	
<p>Court: Rockingham Circuit Start/End Date: Jan-23 / Nov-24 2023 Average Month: 712 Jan-Nov 2023: 7,672 Dispositions Trending: ▼</p>	<p>Circuit/Court ID: 26 226165 Type of Case: Dispositions 2024 Average Month: 673 Jan-Nov 2024 : 7,406 Overall AVG. Month: 693</p>	<p>Jan 23 - Nov 24</p>		<p>7,406 7,672</p> <p>2024 2023</p>	

Dispositions by Division																
Divisions		Jan	Feb	Mar	Apr	May	Jun	Jul	Aug	Sep	Oct	Nov	Dec	Thru Nov	% Change	Total
Total	2024	673	746	781	683	700	623	681	620	634	705	560	-	7,406	-3%	7,406
	2023	689	638	829	710	672	744	639	826	632	681	612	869	7,672	▼	8,541
Civil	2024	55	49	61	52	101	34	80	83	70	55	64	-	704	-7%	704
	2023	58	61	85	66	58	77	86	62	74	63	63	70	753	▼	823
Criminal	2024	258	281	370	306	264	268	292	300	251	338	250	-	3,178	2%	3,178
	2023	278	203	332	262	232	382	268	374	234	307	257	292	3,129	▲	3,421
Concealed Handgun Permits	2024	186	188	187	188	190	136	170	138	171	154	136	-	1,844	-10%	1,844
	2023	170	215	232	213	236	156	147	172	173	170	173	153	2,057	▼	2,210
Miscellaneous/ Other	2024	174	228	163	137	145	185	139	99	142	157	110	-	1,679	-3%	1,679
	2023	183	159	180	168	146	129	138	218	151	140	119	354	1,731	▼	2,085
Others	2024	-	-	-	-	-	-	-	-	-	-	1	-	1	-50%	1
	2023	-	-	-	1	-	-	-	-	-	-	1	-	2	▼	2


Dispositions by Case Category																
Case Categories		Jan	Feb	Mar	Apr	May	Jun	Jul	Aug	Sep	Oct	Nov	Dec	Thru Nov	% Change	Total
Administrative Law	2024	-	1	1	-	-	-	-	1	1	3	-	-	7	17%	7
	2023	-	-	-	2	1	-	2	-	-	-	-	1	-	6	▲
Aggravated Murder	2024	-	1	-	-	-	-	2	-	-	2	-	-	5	400%	5
	2023	-	1	-	-	-	-	-	-	-	-	-	-	1	▲	1
Contested Divorce	2024	7	8	7	5	21	3	12	10	10	3	9	-	95	-11%	95
	2023	9	10	16	9	10	11	9	9	6	8	10	15	107	▼	122
Domestic and Family - Level 1	2024	2	2	5	19	23	6	5	5	14	8	12	-	101	-18%	101
	2023	5	22	12	11	8	5	29	4	10	15	2	9	123	▼	132
Domestic and Family - Level 2	2024	12	-	4	4	10	3	3	7	7	5	5	-	60	30%	60
	2023	3	3	6	1	4	14	5	2	5	2	1	4	46	▲	50
Felonies and Related Matters	2024	199	231	303	237	188	201	207	221	194	253	209	-	2,443	2%	2,443
	2023	221	144	255	185	177	308	218	302	176	236	183	217	2,405	▲	2,622
General Civil - Level 1	2024	-	1	-	-	2	-	1	3	1	-	1	-	9	-10%	9
	2023	3	-	-	-	-	-	-	3	3	1	-	-	10	▼	10
General Civil - Level 2	2024	10	13	16	5	11	12	16	15	9	10	12	-	129	3%	129
	2023	9	8	11	13	15	12	10	12	14	7	14	14	125	▲	139
General Civil - Level 3	2024	13	6	5	3	5	3	10	10	4	5	7	-	71	-5%	71
	2023	5	8	7	8	9	4	5	7	8	9	5	8	75	▼	83
Miscellaneous Civil	2024	229	249	232	231	235	180	227	184	223	206	184	-	2,380	-7%	2,380
	2023	217	252	281	271	275	191	189	241	229	210	202	189	2,558	▼	2,747
Misdemeanor	2024	48	45	60	63	66	61	74	68	51	74	34	-	644	3%	644
	2023	47	52	70	72	44	66	44	65	44	64	59	62	627	▲	689
Other	2024	124	160	112	94	92	132	69	47	88	103	60	-	1,081	-8%	1,081
	2023	131	113	126	106	99	89	93	142	90	94	86	312	1,169	▼	1,481
Other Criminally Related Matters	2024	11	4	7	8	10	6	10	11	8	10	8	-	93	-5%	93
	2023	11	6	8	5	11	8	6	7	14	7	15	13	98	▼	111
Probates/Wills & Trusts - Level 1	2024	-	1	-	-	1	-	-	-	-	-	-	-	2	100%	2
	2023	-	-	-	-	-	-	-	-	-	-	-	-	1	▲	1
Probates/Wills & Trusts - Level 2	2024	1	4	3	4	2	3	2	2	1	2	4	-	28	-7%	28
	2023	2	-	6	3	2	2	2	3	3	3	4	1	30	▼	31
Protective Orders	2024	1	-	1	1	-	-	5	3	1	-	1	-	13	-41%	13
	2023	-	2	2	-	1	3	7	3	-	3	1	1	22	▼	23
Uncontested Divorce	2024	16	20	25	9	34	13	38	33	22	21	14	-	245	-9%	245
	2023	26	17	29	24	15	31	20	26	30	22	29	24	269	▼	293

This report reflects the case management system. Numbers will update as reports are refreshed and posted. The case types reported may not necessitate judicial involvement.

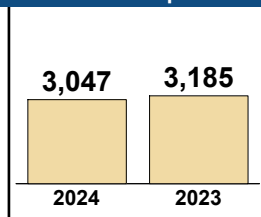
Dashboard

Court: Shenandoah Circuit **Circuit/Court ID:** 26 226171
Start/End Date: Jan-23 / Nov-24 **Type of Case:** Dispositions
2023 Average Month: 311 **2024 Average Month:** 277
Jan-Nov 2023: 3,185 **Jan-Nov 2024 :** 3,047
Dispositions Trending: ▼ **Overall AVG. Month:** 295

Monthly Dispositions Summary



Jan --- Nov Dispositions



Dispositions by Division

Divisions		Jan	Feb	Mar	Apr	May	Jun	Jul	Aug	Sep	Oct	Nov	Dec	Thru Nov	% Change	Total
Total	2024	254	274	321	346	262	313	296	262	241	261	217	-	3,047	-4%	3,047
	2023	250	327	270	290	296	247	355	429	219	199	303	550	3,185	▼	3,735
Civil	2024	17	13	20	25	26	41	25	18	18	18	20	23	241	-3%	241
	2023	18	15	43	18	16	37	17	24	15	34	12	23	249	▼	272
Criminal	2024	78	76	122	122	116	88	148	103	62	78	37	-	1,030	-11%	1,030
	2023	130	85	99	100	74	77	138	157	87	74	140	273	1,161	▼	1,434
Concealed Handgun Permits	2024	64	112	84	134	65	112	43	64	93	89	78	-	938	-18%	938
	2023	56	196	90	105	171	77	132	76	68	58	121	90	1,150	▼	1,240
Miscellaneous/ Other	2024	91	66	93	64	53	61	74	61	67	72	75	-	777	26%	777
	2023	46	31	38	67	35	56	65	166	49	33	30	164	616	▲	780
Others	2024	4	7	2	1	2	11	6	16	1	4	7	-	61	578%	61
	2023	-	-	-	-	-	-	-	3	6	-	-	-	9	▲	9

Dispositions by Case Category

Case Categories		Jan	Feb	Mar	Apr	May	Jun	Jul	Aug	Sep	Oct	Nov	Dec	Thru Nov	% Change	Total
Administrative Law	2024	-	1	1	-	-	-	-	1	-	-	-	-	3	200%	3
	2023	-	-	-	-	-	1	-	-	-	-	-	-	1	▲	1
Aggravated Murder	2024	-	-	-	-	-	-	-	-	1	3	-	-	4	-56%	4
	2023	8	-	1	-	-	-	-	-	-	-	-	-	9	▼	9
Contested Divorce	2024	3	1	4	2	3	4	2	3	4	1	2	-	29	-12%	29
	2023	3	-	9	3	2	6	2	1	1	3	3	4	33	▼	37
Domestic and Family - Level 1	2024	-	1	3	6	2	15	5	-	1	1	3	-	37	-46%	37
	2023	11	11	13	-	4	3	3	12	-	10	2	6	69	▼	75
Domestic and Family - Level 2	2024	-	-	1	2	2	1	1	-	-	1	-	-	8	-50%	8
	2023	2	-	-	3	2	3	-	1	-	4	1	1	16	▼	17
Felonies and Related Matters	2024	50	53	77	78	72	52	85	49	27	45	22	-	610	-27%	610
	2023	113	59	74	54	61	46	66	121	73	60	112	151	839	▼	990
General Civil - Level 1	2024	-	-	-	1	-	-	-	-	1	-	-	-	2	100%	2
	2023	-	-	-	-	-	1	-	-	-	-	-	-	1	▲	1
General Civil - Level 2	2024	4	5	2	5	5	11	7	3	3	5	6	-	56	56%	56
	2023	-	2	4	1	6	9	3	1	5	4	1	-	36	▲	36
General Civil - Level 3	2024	7	4	3	1	2	2	4	-	-	3	2	-	28	115%	28
	2023	2	-	1	1	-	4	-	1	1	2	1	2	13	▲	15
Miscellaneous Civil	2024	83	137	104	160	78	141	70	83	108	105	103	-	1,172	-10%	1,172
	2023	70	211	102	118	179	97	153	95	75	70	129	99	1,299	▼	1,398
Misdemeanor	2024	28	18	37	29	42	19	43	53	22	27	6	-	324	16%	324
	2023	8	20	24	34	13	23	69	35	16	11	27	118	280	▲	398
Other	2024	75	47	72	38	41	41	54	57	52	59	58	-	594	29%	594
	2023	28	14	26	55	24	31	48	153	39	22	22	155	462	▲	617
Other Criminally Related Matters	2024	-	5	8	15	2	17	21	1	12	3	9	-	93	121%	93
	2023	1	6	-	15	-	10	3	3	-	3	1	4	42	▲	46
Probates/Wills & Trusts - Level 1	2024	-	-	-	-	-	-	-	-	1	-	-	-	1	-67%	1
	2023	-	-	-	-	-	-	1	-	2	-	-	-	3	▼	3
Probates/Wills & Trusts - Level 2	2024	-	-	1	1	2	2	-	3	3	1	-	-	13	44%	13
	2023	1	-	1	1	1	1	2	-	-	2	-	2	9	▲	11
Protective Orders	2024	-	-	-	-	-	-	-	-	-	-	-	-	0	0	0
	2023	-	-	-	-	-	-	-	-	-	-	-	1	0	↔	1
Uncontested Divorce	2024	4	2	8	8	11	8	4	9	6	7	6	-	73	0%	73
	2023	3	4	15	5	4	12	5	6	7	8	4	7	73	↔	80

This report reflects the case management system. Numbers will update as reports are refreshed and posted. The case types reported may not necessitate judicial involvement.

Dashboard		Monthly Dispositions Summary		Jan --- Nov Dispositions	
<p>Court: Warren Circuit Start/End Date: Jan-23 / Nov-24 2023 Average Month: 333 Jan-Nov 2023: 3,612 Dispositions Trending: ▼</p>	<p>Circuit/Court ID: 26 226187 Type of Case: Dispositions 2024 Average Month: 307 Jan-Nov 2024 : 3,379 Overall AVG. Month: 321</p>	<p>Jan 23 - Nov 24</p>		<div style="display: flex; justify-content: space-around;"> <div style="text-align: center;"> <p>3,379</p> <p>2024</p> </div> <div style="text-align: center;"> <p>3,612</p> <p>2023</p> </div> </div>	

Dispositions by Division																
Divisions		Jan	Feb	Mar	Apr	May	Jun	Jul	Aug	Sep	Oct	Nov	Dec	Thru Nov	% Change	Total
Total	2024	333	287	371	428	208	238	334	318	236	318	308	-	3,379	-6%	3,379
	2023	328	272	522	282	409	280	292	328	278	345	276	383	3,612	▼	3,995
Civil	2024	20	28	28	37	18	26	23	38	23	23	30	-	294	-37%	294
	2023	27	29	61	39	70	36	43	60	37	41	21	18	464	▼	482
Criminal	2024	149	103	190	200	105	110	154	146	115	140	119	-	1,531	10%	1,531
	2023	147	122	147	135	157	117	104	117	143	103	102	157	1,394	▲	1,551
Concealed Handgun Permits	2024	88	86	77	93	42	34	82	78	42	88	109	-	819	-8%	819
	2023	105	70	159	36	105	61	68	74	26	108	75	62	887	▼	949
Miscellaneous/ Other	2024	73	70	76	98	43	68	75	56	56	67	50	-	732	-15%	732
	2023	49	51	155	72	77	66	76	75	72	92	78	146	863	▼	1,009
Others	2024	3	-	-	-	-	-	-	-	-	-	-	-	3	-25%	3
	2023	-	-	-	-	-	-	1	2	-	1	-	-	4	▼	4

Dispositions by Case Category																
Case Categories		Jan	Feb	Mar	Apr	May	Jun	Jul	Aug	Sep	Oct	Nov	Dec	Thru Nov	% Change	Total
Administrative Law	2024	-	1	-	-	-	-	-	-	-	-	-	-	1	-80%	1
	2023	-	-	-	3	1	-	1	-	-	-	-	-	5	▼	5
Contested Divorce	2024	4	3	5	2	3	3	4	3	3	2	3	-	35	-33%	35
	2023	6	1	3	3	11	6	7	6	4	1	4	-	52	▼	52
Domestic and Family - Level 1	2024	4	10	2	4	1	12	7	18	2	5	4	-	69	-26%	69
	2023	4	11	13	2	16	2	5	7	9	20	4	2	93	▼	95
Domestic and Family - Level 2	2024	2	1	-	2	1	2	1	-	-	2	3	-	14	-59%	14
	2023	1	-	2	12	5	2	2	6	2	1	1	2	34	▼	36
Felonies and Related Matters	2024	106	74	142	154	63	84	87	108	76	88	102	-	1,084	5%	1,084
	2023	110	88	98	106	121	73	83	85	113	71	80	121	1,028	▲	1,149
General Civil - Level 1	2024	-	-	-	-	-	-	1	-	-	1	-	-	2	2	2
	2023	-	-	-	-	-	-	-	-	-	-	-	-	0	↔	0
General Civil - Level 2	2024	2	3	7	9	9	2	3	4	4	5	9	-	57	-41%	57
	2023	7	4	14	3	12	14	10	20	3	7	2	3	96	▼	99
General Civil - Level 3	2024	-	1	4	8	1	1	1	9	4	3	1	-	33	-47%	33
	2023	2	6	12	7	2	5	6	1	11	8	2	2	62	▼	64
Miscellaneous Civil	2024	111	106	107	117	52	51	108	97	63	114	133	-	1,059	-11%	1,059
	2023	120	87	205	70	128	85	94	109	57	139	95	77	1,189	▼	1,266
Misdemeanor	2024	34	23	40	44	22	20	61	24	23	46	15	-	352	26%	352
	2023	32	18	42	26	22	26	19	23	24	25	22	30	279	▲	309
Other	2024	55	51	44	74	32	50	46	37	35	40	26	-	490	-8%	490
	2023	32	31	103	34	51	38	46	41	40	59	58	130	533	▼	663
Other Criminally Related Matters	2024	9	6	8	2	20	6	6	14	16	6	3	-	96	8%	96
	2023	5	16	7	3	14	18	2	10	7	7	-	6	89	▲	95
Probates/Wills & Trusts - Level 1	2024	-	-	1	-	-	-	-	-	-	-	-	-	1	-50%	1
	2023	-	2	-	-	-	-	-	-	-	-	-	-	2	▼	2
Probates/Wills & Trusts - Level 2	2024	-	3	-	1	2	1	1	-	3	-	1	-	12	-45%	12
	2023	2	1	1	1	4	4	3	2	1	1	2	4	22	▼	26
Uncontested Divorce	2024	6	5	11	11	2	6	8	4	7	6	8	-	74	-42%	74
	2023	7	7	22	12	22	7	14	18	7	6	6	6	128	▼	134

This report reflects the case management system. Numbers will update as reports are refreshed and posted. The case types reported may not necessitate judicial involvement.

Dashboard		Monthly Dispositions Summary		Jan --- Nov Dispositions					
<p>Court: Winchester Circuit Start/End Date: Jan-23 / Nov-24 2023 Average Month: 196 Jan-Nov 2023: 2,167 Dispositions Trending: ↔</p>	<p>Circuit/Court ID: 26 226840 Type of Case: Dispositions 2024 Average Month: 193 Jan-Nov 2024 : 2,121 Overall AVG. Month: 194</p>	<p style="text-align: center; font-weight: bold;">Jan 23 - Nov 24</p>		<table style="margin: auto;"> <tr> <td style="text-align: center; width: 50px;">2,121</td> <td style="text-align: center; width: 50px;">2,167</td> </tr> <tr> <td style="text-align: center; width: 50px;">2024</td> <td style="text-align: center; width: 50px;">2023</td> </tr> </table>		2,121	2,167	2024	2023
2,121	2,167								
2024	2023								

Dispositions by Division																
Divisions		Jan	Feb	Mar	Apr	May	Jun	Jul	Aug	Sep	Oct	Nov	Dec	Thru Nov	% Change	Total
Total	2024	167	174	245	205	162	177	239	216	167	219	150	-	2,121	-2%	2,121
	2023	190	206	199	221	223	181	163	185	208	205	186	182	2,167	▼	2,349
Civil	2024	15	23	27	20	17	23	17	17	7	18	19	-	203	-25%	203
	2023	21	25	22	16	51	22	9	26	23	19	36	22	270	▼	292
Criminal	2024	101	88	157	140	88	104	132	134	115	151	84	-	1,294	1%	1,294
	2023	112	127	120	152	81	93	110	104	144	145	95	108	1,283	▲	1,391
Concealed Handgun Permits	2024	22	22	27	20	32	16	46	27	13	19	25	-	269	13%	269
	2023	38	27	24	27	23	16	15	15	18	15	20	21	238	▲	259
Miscellaneous/Other	2024	29	40	34	24	22	33	40	38	32	30	22	-	344	-5%	344
	2023	17	27	31	26	66	50	29	35	23	25	34	30	363	▼	393
Others	2024	-	1	-	1	3	1	4	-	-	1	-	-	11	-15%	11
	2023	2	-	2	-	2	-	-	5	-	1	1	1	13	▼	14

Dispositions by Case Category																
Case Categories		Jan	Feb	Mar	Apr	May	Jun	Jul	Aug	Sep	Oct	Nov	Dec	Thru Nov	% Change	Total
Administrative Law	2024	-	-	-	-	-	-	-	-	-	-	-	-	0	-100%	0
	2023	-	-	-	-	1	-	-	-	1	-	-	-	2	▼	2
Aggravated Murder	2024	-	-	-	-	-	-	-	-	-	-	-	-	0	-100%	0
	2023	-	-	-	2	-	-	1	-	-	-	-	-	3	▼	3
Contested Divorce	2024	3	4	1	1	-	2	1	3	1	-	2	-	18	-40%	18
	2023	2	1	2	2	8	-	2	6	-	3	4	3	30	▼	33
Domestic and Family - Level 1	2024	-	-	14	2	2	2	4	4	-	-	6	-	34	-44%	34
	2023	4	2	4	4	10	1	-	3	6	10	17	-	61	▼	61
Domestic and Family - Level 2	2024	-	-	2	2	1	1	3	3	-	6	2	-	20	-13%	20
	2023	1	-	6	2	2	1	1	3	3	1	3	1	23	▼	24
Felonies and Related Matters	2024	73	71	122	110	67	84	87	97	91	108	58	-	968	-2%	968
	2023	71	102	89	111	68	87	96	87	104	105	68	89	988	▼	1,077
General Civil - Level 1	2024	-	1	1	-	1	3	2	1	1	1	-	-	11	10%	11
	2023	-	1	1	-	5	-	-	1	1	-	1	2	10	▲	12
General Civil - Level 2	2024	2	7	5	1	3	3	1	3	2	4	4	-	35	-22%	35
	2023	1	8	6	5	7	6	1	4	3	2	2	4	45	▼	49
General Civil - Level 3	2024	2	2	-	1	1	1	4	1	2	2	1	-	17	21%	17
	2023	1	3	1	1	4	2	-	-	-	-	2	1	14	▲	15
Miscellaneous Civil	2024	26	36	43	28	42	31	58	36	21	32	33	-	386	4%	386
	2023	42	37	31	38	53	42	28	26	23	21	31	32	372	▲	404
Misdemeanor	2024	22	14	31	24	22	24	36	36	21	32	21	-	283	10%	283
	2023	39	22	28	32	11	5	10	13	32	40	26	15	258	▲	273
Other	2024	26	28	17	17	15	18	31	29	22	16	13	-	232	-2%	232
	2023	15	18	24	13	37	23	15	29	18	20	24	20	236	▼	256
Other Criminally Related Matters	2024	6	3	4	7	2	3	9	1	3	12	5	-	55	49%	55
	2023	2	5	3	7	2	1	3	4	8	-	2	4	37	▲	41
Probates/Wills & Trusts - Level 2	2024	3	2	1	2	1	1	1	-	-	4	2	-	17	-19%	17
	2023	5	2	1	2	5	1	-	1	3	1	-	4	21	▼	25
Protective Orders	2024	1	-	-	-	-	-	-	-	-	-	-	-	1	1	1
	2023	-	-	-	-	-	-	-	-	-	-	-	2	0	↔	2
Uncontested Divorce	2024	3	6	4	10	5	4	2	2	3	2	3	-	44	-34%	44
	2023	7	5	3	2	10	12	6	8	6	2	6	5	67	▼	72


This report reflects the case management system. Numbers will update as reports are refreshed and posted. The case types reported may not necessitate judicial involvement.

Dashboard

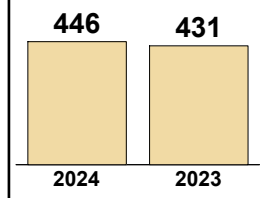
Court: Bland Circuit
Start/End Date: Jan-23 / Nov-24
2023 Average Month: 39
Jan-Nov 2023: 431
Dispositions Trending: ▲

Circuit/Court ID: 27 227021
Type of Case: Dispositions
2024 Average Month: 41
Jan-Nov 2024 : 446
Overall AVG. Month: 40

Monthly Dispositions Summary



Jan --- Nov Dispositions



Dispositions by Division

Divisions		Jan	Feb	Mar	Apr	May	Jun	Jul	Aug	Sep	Oct	Nov	Dec	Thru Nov	% Change	Total
Total	2024	27	44	51	35	19	61	57	39	35	43	35	-	446	3%	446
	2023	26	35	65	49	42	56	15	40	26	46	31	37	431	▲	468
Civil	2024	3	6	5	2	3	8	17	2	-	4	2	-	52	21%	52
	2023	1	5	-	7	1	8	1	7	2	9	2	5	43	▲	48
Criminal	2024	10	9	20	-	1	29	9	13	22	8	4	-	125	52%	125
	2023	-	5	13	8	4	23	1	15	2	9	2	11	82	▲	93
Concealed Handgun Permits	2024	12	27	22	28	14	19	26	22	13	24	28	-	235	-12%	235
	2023	22	23	49	29	33	18	11	13	20	24	25	16	267	▼	283
Miscellaneous/ Other	2024	2	2	4	5	1	5	5	2	-	6	1	-	33	-15%	33
	2023	3	2	3	5	4	7	2	5	2	4	2	5	39	▼	44
Others	2024	-	-	-	-	-	-	-	-	-	1	-	-	1	1	1
	2023	-	-	-	-	-	-	-	-	-	-	-	-	0	↔	0

Dispositions by Case Category

Case Categories		Jan	Feb	Mar	Apr	May	Jun	Jul	Aug	Sep	Oct	Nov	Dec	Thru Nov	% Change	Total
Administrative Law	2024	-	-	-	-	-	-	-	-	-	-	-	-	0	-100%	0
	2023	-	-	-	-	-	-	-	-	1	-	-	-	1	▼	1
Aggravated Murder	2024	1	-	-	-	-	-	-	-	-	-	-	-	1	1	1
	2023	-	-	-	-	-	-	-	-	-	-	-	-	0	↔	0
Contested Divorce	2024	1	-	-	-	-	3	3	-	-	2	-	-	9	0%	9
	2023	-	-	-	1	-	2	1	3	-	2	-	-	9	↔	9
Domestic and Family - Level 1	2024	-	-	-	-	-	1	-	-	-	1	-	-	2	-71%	2
	2023	-	-	-	1	-	4	-	-	-	2	-	-	7	▼	7
Domestic and Family - Level 2	2024	-	-	-	-	1	1	-	1	-	-	1	-	4	0%	4
	2023	-	2	-	-	-	-	-	-	1	-	1	1	4	↔	5
Felonies and Related Matters	2024	8	9	14	-	1	25	6	7	22	7	3	-	102	42%	102
	2023	-	3	11	8	4	23	1	12	2	6	2	6	72	▲	78
General Civil - Level 1	2024	-	-	-	-	-	-	1	-	-	-	-	-	1	1	1
	2023	-	-	-	-	-	-	-	-	-	-	-	-	0	↔	0
General Civil - Level 2	2024	1	3	3	-	2	1	2	-	-	-	-	-	12	33%	12
	2023	1	2	-	2	-	-	-	1	1	2	-	2	9	▲	11
General Civil - Level 3	2024	2	1	1	2	-	1	-	-	-	-	-	-	7	75%	7
	2023	-	1	-	-	-	-	-	2	-	1	-	1	4	▲	5
Miscellaneous Civil	2024	13	28	25	32	15	23	31	24	13	30	29	-	263	-12%	263
	2023	24	25	52	33	37	25	12	17	21	27	27	21	300	▼	321
Misdemeanor	2024	1	-	5	-	-	4	3	6	-	1	1	-	21	250%	21
	2023	-	2	2	-	-	-	-	-	-	2	-	5	6	▲	11
Other	2024	-	-	-	-	-	-	-	-	-	1	-	-	1	0%	1
	2023	-	-	-	1	-	-	-	-	-	-	-	-	1	↔	1
Other Criminally Related Matters	2024	-	-	1	-	-	-	-	-	-	-	-	-	1	-75%	1
	2023	-	-	-	-	-	-	-	3	-	1	-	-	4	▼	4
Probates/Wills & Trusts - Level 2	2024	-	-	1	-	-	-	1	-	-	-	-	-	2	0%	2
	2023	-	-	-	-	1	-	1	-	-	-	-	1	2	↔	3
Uncontested Divorce	2024	-	3	1	1	-	2	10	1	-	1	1	-	20	67%	20
	2023	1	-	-	3	-	2	-	2	-	3	1	-	12	▲	12

This report reflects the case management system. Numbers will update as reports are refreshed and posted. The case types reported may not necessitate judicial involvement.

Dashboard		Monthly Dispositions Summary		Jan --- Nov Dispositions	
<p>Court: Carroll Circuit Start/End Date: Jan-23 / Nov-24 2023 Average Month: 324 Jan-Nov 2023: 3,654 Dispositions Trending: ▼</p>	<p>Circuit/Court ID: 27 227035 Type of Case: Dispositions 2024 Average Month: 259 Jan-Nov 2024 : 2,850 Overall AVG. Month: 293</p>	<p>Jan 23 - Nov 24</p>		<p>2,850 (2024) vs 3,654 (2023)</p>	

Dispositions by Division																
Divisions		Jan	Feb	Mar	Apr	May	Jun	Jul	Aug	Sep	Oct	Nov	Dec	Thru Nov	% Change	Total
Total	2024	249	354	239	332	250	257	230	296	200	241	202	-	2,850	-22%	2,850
	2023	370	361	374	361	333	287	335	433	286	263	251	228	3,654	▼	3,882
Civil	2024	7	30	15	19	21	26	30	21	21	13	32	-	235	-24%	235
	2023	31	13	17	29	10	57	35	37	23	35	21	17	308	▼	325
Criminal	2024	71	114	89	139	105	141	97	137	81	130	85	-	1,189	-28%	1,189
	2023	135	191	125	161	162	90	147	262	123	152	98	96	1,646	▼	1,742
Concealed Handgun Permits	2024	141	85	93	121	84	47	45	79	60	56	42	-	853	-30%	853
	2023	157	113	184	127	117	96	111	75	101	34	97	53	1,212	▼	1,265
Miscellaneous/ Other	2024	30	125	42	52	39	42	57	59	38	40	43	-	567	16%	567
	2023	47	44	48	43	44	44	42	59	39	42	35	62	487	▲	549
Others	2024	-	-	-	1	1	1	1	-	-	2	-	-	6	500%	6
	2023	-	-	-	1	-	-	-	-	-	-	-	-	1	▲	1

Dispositions by Case Category																
Case Categories		Jan	Feb	Mar	Apr	May	Jun	Jul	Aug	Sep	Oct	Nov	Dec	Thru Nov	% Change	Total
Administrative Law	2024	-	-	-	-	-	-	1	1	-	-	-	-	2	100%	2
	2023	-	-	-	-	-	-	-	-	1	-	-	-	1	▲	1
Aggravated Murder	2024	-	-	-	-	-	-	-	-	-	-	-	-	0	-100%	0
	2023	-	-	-	-	-	-	-	2	-	-	-	-	2	▼	2
Contested Divorce	2024	2	4	-	3	3	4	2	2	3	2	3	-	28	-20%	28
	2023	5	2	3	3	2	6	5	1	1	4	3	3	35	▼	38
Domestic and Family - Level 1	2024	-	4	3	1	-	7	13	1	-	-	1	-	30	-61%	30
	2023	16	4	2	3	1	25	5	8	4	9	-	-	77	▼	77
Domestic and Family - Level 2	2024	-	3	3	4	1	3	2	1	2	-	1	-	20	-35%	20
	2023	3	1	3	7	1	7	1	1	1	3	3	3	31	▼	34
Felonies and Related Matters	2024	59	94	63	125	94	116	72	116	66	103	61	-	969	-27%	969
	2023	106	163	101	135	130	54	116	215	95	132	86	61	1,333	▼	1,394
General Civil - Level 1	2024	-	2	1	-	1	-	1	1	-	-	-	-	6	50%	6
	2023	-	-	-	-	-	1	-	1	2	-	-	1	4	▲	5
General Civil - Level 2	2024	2	9	3	5	1	3	2	3	2	3	7	-	40	11%	40
	2023	2	1	1	3	-	5	3	6	2	7	6	3	36	▲	39
General Civil - Level 3	2024	-	5	2	-	7	-	3	4	1	1	3	-	26	30%	26
	2023	-	-	1	2	1	4	1	5	3	2	1	1	20	▲	21
Miscellaneous Civil	2024	145	97	106	147	106	69	67	90	75	76	62	-	1,040	-25%	1,040
	2023	177	123	202	150	130	110	129	96	114	48	112	64	1,391	▼	1,455
Misdemeanor	2024	12	13	15	5	4	10	11	9	5	14	7	-	105	-46%	105
	2023	21	20	18	13	8	18	17	38	14	16	12	16	195	▼	211
Other	2024	27	110	27	27	19	21	36	47	23	21	22	-	380	24%	380
	2023	27	34	29	20	32	28	24	38	25	28	21	51	306	▲	357
Other Criminally Related Matters	2024	-	7	11	9	7	15	14	12	12	13	17	-	117	0%	117
	2023	8	8	6	13	24	18	15	7	14	4	-	19	117	↔	136
Probates/Wills & Trusts - Level 1	2024	-	1	-	-	-	-	-	-	-	-	1	-	2	-33%	2
	2023	-	-	-	-	-	2	-	-	-	-	-	1	3	▼	3
Probates/Wills & Trusts - Level 2	2024	-	-	1	-	4	4	1	1	3	-	8	-	22	38%	22
	2023	-	-	-	4	-	-	2	4	1	5	-	-	16	▲	16
Uncontested Divorce	2024	2	5	4	6	3	5	5	8	8	8	9	-	63	-28%	63
	2023	5	5	8	8	4	9	17	11	9	4	7	6	87	▼	93

This report reflects the case management system. Numbers will update as reports are refreshed and posted. The case types reported may not necessitate judicial involvement.

Dashboard				Monthly Dispositions Summary				Jan --- Nov Dispositions							
Court: Floyd Circuit		Circuit/Court ID: 27 227063		<p>Jan 23 - Nov 24</p>				<table border="1" style="margin: auto;"> <tr> <td style="text-align: center; width: 50px;">1,001</td> <td style="text-align: center; width: 50px;">1,024</td> </tr> <tr> <td style="text-align: center;">2024</td> <td style="text-align: center;">2023</td> </tr> </table>				1,001	1,024	2024	2023
1,001	1,024														
2024	2023														
Start/End Date: Jan-23 / Nov-24		Type of Case: Dispositions													
2023 Average Month: 92		2024 Average Month: 91													
Jan-Nov 2023: 1,024		Jan-Nov 2024 : 1,001													
Dispositions Trending: ↔				Overall AVG. Month: 91											

Dispositions by Division																
Divisions		Jan	Feb	Mar	Apr	May	Jun	Jul	Aug	Sep	Oct	Nov	Dec	Thru Nov	% Change	Total
Total	2024	74	102	100	121	67	53	145	60	107	80	92	-	1,001	-2%	1,001
	2023	118	103	116	96	90	91	47	98	67	115	83	76	1,024	▼	1,100
Civil	2024	12	19	9	22	7	5	29	4	14	13	7	-	141	45%	141
	2023	12	7	7	14	13	6	4	7	12	11	4	12	97	▲	109
Criminal	2024	20	32	35	26	17	16	45	27	36	26	11	-	291	-27%	291
	2023	28	62	31	34	35	31	6	47	24	55	46	35	399	▼	434
Concealed Handgun Permits	2024	30	46	45	63	37	25	52	25	44	34	58	-	459	8%	459
	2023	68	23	70	39	26	47	29	34	26	33	29	21	424	▲	445
Miscellaneous/ Other	2024	12	5	11	10	6	7	19	4	13	7	16	-	110	6%	110
	2023	10	11	8	9	16	7	8	10	5	16	4	8	104	▲	112

Dispositions by Case Category																
Case Categories		Jan	Feb	Mar	Apr	May	Jun	Jul	Aug	Sep	Oct	Nov	Dec	Thru Nov	% Change	Total
Contested Divorce	2024	1	1	2	2	1	1	5	-	1	2	1	-	17	21%	17
	2023	2	1	-	3	2	-	2	1	2	1	-	2	14	▲	16
Domestic and Family - Level 1	2024	1	13	2	13	4	-	12	1	8	4	-	-	58	263%	58
	2023	5	-	1	-	4	-	-	-	2	4	-	2	16	▲	18
Domestic and Family - Level 2	2024	-	-	-	1	-	-	2	-	1	2	1	-	7	-50%	7
	2023	1	1	1	4	2	2	-	1	1	1	-	-	14	▼	14
Felonies and Related Matters	2024	8	16	22	18	9	9	34	21	27	23	10	-	197	-23%	197
	2023	10	24	15	28	29	22	4	36	22	37	29	26	256	▼	282
General Civil - Level 2	2024	6	1	1	-	1	-	1	-	1	-	-	-	11	-35%	11
	2023	2	1	1	3	2	2	1	2	-	2	1	4	17	▼	21
General Civil - Level 3	2024	5	1	1	1	1	2	1	-	-	-	-	-	12	0%	12
	2023	1	-	1	-	5	1	1	-	1	1	1	-	12	↔	12
Miscellaneous Civil	2024	37	50	56	73	42	32	71	29	57	41	74	-	562	9%	562
	2023	77	34	78	48	35	53	36	44	31	48	32	27	516	▲	543
Misdemeanor	2024	11	13	13	8	7	7	10	6	9	3	1	-	88	-36%	88
	2023	17	36	16	4	6	9	2	11	2	17	17	9	137	▼	146
Other	2024	-	-	-	-	-	-	-	-	-	-	-	-	0	-100%	0
	2023	-	1	-	-	1	1	-	-	1	-	-	-	4	▼	4
Other Criminally Related Matters	2024	1	3	-	-	1	-	1	-	-	-	-	-	6	0%	6
	2023	1	2	-	2	-	-	-	-	-	1	-	-	6	↔	6
Probates/Wills & Trusts - Level 1	2024	-	-	-	-	-	-	-	-	-	-	-	-	0	-100%	0
	2023	-	-	-	-	-	-	-	-	1	-	-	-	1	▼	1
Probates/Wills & Trusts - Level 2	2024	-	1	-	-	-	-	1	-	1	3	-	-	6	-25%	6
	2023	2	-	1	1	1	-	-	1	1	-	1	4	8	▼	12
Protective Orders	2024	-	-	1	-	-	1	1	-	1	-	-	-	4	100%	4
	2023	-	-	-	1	1	-	-	-	-	-	-	-	2	▲	2
Uncontested Divorce	2024	4	3	2	5	1	1	6	3	1	2	5	-	33	57%	33
	2023	-	3	2	2	2	1	1	2	3	3	2	2	21	▲	23

Dashboard		Monthly Dispositions Summary		Jan --- Nov Dispositions	
Court: Giles Circuit	Circuit/Court ID: 27 227071				
Start/End Date: Jan-23 / Nov-24	Type of Case: Dispositions				
2023 Average Month: 151	2024 Average Month: 128				
Jan-Nov 2023: 1,640	Jan-Nov 2024 : 1,413				
Dispositions Trending: ▼	Overall AVG. Month: 140				

Dispositions by Division																
Divisions		Jan	Feb	Mar	Apr	May	Jun	Jul	Aug	Sep	Oct	Nov	Dec	Thru Nov	% Change	Total
Total	2024	172	167	95	136	137	113	161	108	84	158	82	-	1,413	-14%	1,413
	2023	147	105	211	150	121	118	193	175	146	131	143	177	1,640	▼	1,817
Civil	2024	11	25	6	16	12	21	6	15	7	10	5	-	134	-34%	134
	2023	17	14	12	16	6	18	62	7	18	24	8	12	202	▼	214
Criminal	2024	88	74	46	54	61	40	80	52	33	78	30	-	636	9%	636
	2023	32	25	80	59	50	38	42	79	74	39	64	56	582	▲	638
Concealed Handgun Permits	2024	29	50	26	33	39	24	45	14	22	42	31	-	355	-34%	355
	2023	76	41	93	48	48	34	33	55	30	29	49	25	536	▼	561
Miscellaneous/ Other	2024	44	18	17	33	25	28	30	26	20	25	16	-	282	-10%	282
	2023	22	24	25	27	17	27	56	33	24	39	21	84	315	▼	399
Others	2024	-	-	-	-	-	-	-	1	2	3	-	-	6	20%	6
	2023	-	1	1	-	-	1	-	1	-	-	1	-	5	▲	5

Dispositions by Case Category																
Case Categories		Jan	Feb	Mar	Apr	May	Jun	Jul	Aug	Sep	Oct	Nov	Dec	Thru Nov	% Change	Total
Administrative Law	2024	-	-	-	-	-	-	-	-	-	-	-	-	0	-100%	0
	2023	-	-	-	-	-	-	2	1	-	-	-	-	3	▼	3
Contested Divorce	2024	1	3	-	3	2	3	-	1	2	2	1	-	18	-22%	18
	2023	1	-	2	4	-	2	9	2	1	1	1	2	23	▼	25
Domestic and Family - Level 1	2024	7	13	-	1	-	6	5	6	-	5	1	-	44	-25%	44
	2023	9	13	2	1	5	2	3	-	7	15	2	6	59	▼	65
Domestic and Family - Level 2	2024	-	-	1	3	1	-	-	1	1	1	-	-	8	-20%	8
	2023	-	-	-	1	-	3	2	-	1	2	1	1	10	▼	11
Felonies and Related Matters	2024	49	52	33	41	26	28	65	39	17	39	25	-	414	8%	414
	2023	16	16	68	34	38	31	25	59	43	22	33	32	385	▲	417
General Civil - Level 1	2024	-	-	-	2	-	-	-	-	-	-	-	-	2	-33%	2
	2023	-	-	-	1	-	-	2	-	-	-	-	-	3	▼	3
General Civil - Level 2	2024	1	4	1	3	1	2	-	-	2	-	1	-	15	-65%	15
	2023	2	-	2	3	-	3	24	2	4	2	1	1	43	▼	44
General Civil - Level 3	2024	-	-	1	3	6	4	-	2	1	-	1	-	18	-18%	18
	2023	-	-	1	2	-	4	14	-	-	-	-	-	22	▼	22
Miscellaneous Civil	2024	40	52	28	42	47	32	55	20	30	44	31	-	421	-32%	421
	2023	81	46	101	58	50	40	49	61	40	44	53	28	623	▼	651
Misdemeanor	2024	39	18	12	12	34	12	15	10	16	37	5	-	210	16%	210
	2023	14	5	14	22	11	7	16	20	29	17	26	23	181	▲	204
Other	2024	33	16	15	19	16	20	20	21	13	26	16	-	215	4%	215
	2023	17	20	18	15	15	20	21	25	14	24	17	81	206	▲	287
Other Criminally Related Matters	2024	-	4	1	1	1	-	-	3	-	2	-	-	12	-37%	12
	2023	2	4	1	3	1	-	1	-	2	-	5	1	19	▼	20
Probates/Wills & Trusts - Level 1	2024	-	-	-	-	-	-	-	-	-	-	-	-	0	-100%	0
	2023	-	-	-	-	-	-	1	-	-	-	-	-	1	▼	1
Probates/Wills & Trusts - Level 2	2024	-	1	-	1	1	1	-	1	-	-	-	-	5	-67%	5
	2023	1	1	-	1	1	1	6	-	1	1	2	1	15	▼	16
Protective Orders	2024	-	-	-	-	-	-	-	-	-	-	-	-	0	-100%	0
	2023	-	-	-	-	-	-	-	1	-	-	-	-	1	▼	1
Uncontested Divorce	2024	2	4	3	5	2	5	1	4	2	2	1	-	31	-33%	31
	2023	4	-	2	5	-	5	18	4	4	3	1	1	46	▼	47


This report reflects the case management system. Numbers will update as reports are refreshed and posted. The case types reported may not necessitate judicial involvement.

Dashboard

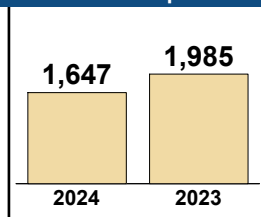
Court: Grayson Circuit
Start/End Date: Jan-23 / Nov-24
2023 Average Month: 179
Jan-Nov 2023: 1,985
Dispositions Trending: ▼

Circuit/Court ID: 27 227077
Type of Case: Dispositions
2024 Average Month: 150
Jan-Nov 2024 : 1,647
Overall AVG. Month: 165

Monthly Dispositions Summary



Jan --- Nov Dispositions



Dispositions by Division

Divisions		Jan	Feb	Mar	Apr	May	Jun	Jul	Aug	Sep	Oct	Nov	Dec	Thru Nov	% Change	Total
Total	2024	121	227	147	115	156	128	120	170	116	175	172	-	1,647	-17%	1,647
	2023	171	184	272	200	161	234	132	141	158	186	146	165	1,985	▼	2,150
Civil	2024	14	20	15	13	22	13	13	16	18	25	12	-	181	-10%	181
	2023	9	16	8	18	22	39	9	28	22	22	8	28	201	▼	229
Criminal	2024	35	123	68	44	65	56	66	99	34	78	109	-	777	-14%	777
	2023	59	72	118	99	58	118	81	46	84	86	87	68	908	▼	976
Concealed Handgun Permits	2024	45	61	40	38	44	42	25	40	49	56	41	-	481	-20%	481
	2023	69	69	113	60	53	55	21	38	38	49	37	47	602	▼	649
Miscellaneous/ Other	2024	27	23	24	20	25	17	16	15	13	16	10	-	206	-25%	206
	2023	34	27	33	23	28	22	21	29	14	28	14	22	273	▼	295
Others	2024	-	-	-	-	-	-	-	-	2	-	-	-	2	100%	2
	2023	-	-	-	-	-	-	-	-	-	1	-	-	1	▲	1

Dispositions by Case Category

Case Categories		Jan	Feb	Mar	Apr	May	Jun	Jul	Aug	Sep	Oct	Nov	Dec	Thru Nov	% Change	Total
Aggravated Murder	2024	-	-	1	-	-	-	-	-	-	-	-	-	1	-50%	1
	2023	-	-	-	-	-	-	-	-	2	-	-	-	2	▼	2
Contested Divorce	2024	2	-	1	2	3	-	1	2	2	4	-	-	17	6%	17
	2023	2	-	2	2	1	2	1	2	2	1	1	2	16	▲	18
Domestic and Family - Level 1	2024	-	-	8	2	7	-	2	2	1	-	3	-	25	-58%	25
	2023	2	6	-	-	2	23	-	21	3	2	1	13	60	▼	73
Domestic and Family - Level 2	2024	4	1	2	1	4	2	-	2	2	1	-	-	19	12%	19
	2023	-	1	1	1	2	2	-	2	5	3	-	1	17	▲	18
Felonies and Related Matters	2024	27	89	44	40	48	44	56	80	29	65	86	-	608	-13%	608
	2023	39	55	96	80	47	90	61	33	65	70	64	49	700	▼	749
General Civil - Level 1	2024	-	-	-	-	-	-	-	-	-	-	-	-	0	-100%	0
	2023	-	-	-	-	-	-	-	1	1	-	-	-	2	▼	2
General Civil - Level 2	2024	1	1	-	2	1	1	1	-	4	1	1	-	13	-58%	13
	2023	8	3	1	5	3	3	-	1	7	-	-	2	31	▼	33
General Civil - Level 3	2024	-	12	1	-	6	2	5	2	3	11	5	-	47	68%	47
	2023	1	3	2	6	5	2	2	1	2	2	2	2	28	▲	30
Miscellaneous Civil	2024	46	67	44	41	51	46	28	43	51	60	46	-	523	-22%	523
	2023	71	76	120	66	63	64	25	43	44	55	41	56	668	▼	724
Misdemeanor	2024	6	32	19	3	15	11	11	18	4	13	21	-	153	-16%	153
	2023	15	14	21	19	8	26	18	13	14	16	19	19	183	▼	202
Other	2024	27	20	20	19	18	14	12	13	11	12	5	-	171	-15%	171
	2023	27	19	26	17	17	14	20	23	10	16	11	17	200	▼	217
Other Criminally Related Matters	2024	2	2	4	1	2	2	1	1	2	-	2	-	19	-30%	19
	2023	5	3	1	-	3	3	2	-	4	2	4	1	27	▼	28
Probates/Wills & Trusts - Level 1	2024	-	-	-	-	-	-	-	-	-	-	-	-	0	-100%	0
	2023	-	-	-	-	-	1	-	-	-	-	-	-	1	▼	1
Probates/Wills & Trusts - Level 2	2024	1	1	1	1	1	-	-	1	2	-	1	-	9	-40%	9
	2023	-	-	-	-	7	3	-	-	3	2	-	-	15	▼	15
Protective Orders	2024	1	-	-	-	-	-	-	-	-	-	-	-	1	1	1
	2023	-	-	-	-	-	-	-	-	-	-	-	-	0	↔	0
Uncontested Divorce	2024	4	2	2	3	-	6	3	6	5	8	2	-	41	17%	41
	2023	1	4	2	4	3	1	3	2	2	10	3	3	35	▲	38

This report reflects the case management system. Numbers will update as reports are refreshed and posted. The case types reported may not necessitate judicial involvement.

CPSS-CCMS-10.11 CASELOAD STATISTICS OF THE CIRCUIT COURTS

Montgomery

January 2023 -- November 2024 Dispositions


Alexandria and Fairfax Circuit are not Included in State Totals

Dashboard

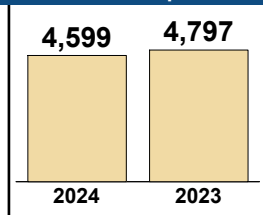
Court: Montgomery Circuit
Start/End Date: Jan-23 / Nov-24
2023 Average Month: 429
Jan-Nov 2023: 4,797
Dispositions Trending: ▼

Circuit/Court ID: 27 227121
Type of Case: Dispositions
2024 Average Month: 418
Jan-Nov 2024 : 4,599
Overall AVG. Month: 424

Monthly Dispositions Summary



Jan --- Nov Dispositions




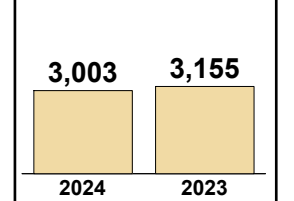
Dispositions by Division

Divisions		Jan	Feb	Mar	Apr	May	Jun	Jul	Aug	Sep	Oct	Nov	Dec	Thru Nov	% Change	Total
Total	2024	352	494	378	429	360	327	509	577	374	434	365	-	4,599	-4%	4,599
	2023	432	456	558	395	426	378	417	464	354	419	498	345	4,797	▼	5,142
Civil	2024	33	42	28	41	35	42	43	38	30	43	33	-	408	-20%	408
	2023	50	42	54	52	37	46	69	50	34	39	38	41	511	▼	552
Criminal	2024	202	241	202	217	202	167	317	392	207	236	181	-	2,564	-6%	2,564
	2023	184	268	349	187	228	199	228	300	211	255	320	147	2,729	▼	2,876
Concealed Handgun Permits	2024	82	122	115	123	96	79	110	82	89	106	101	-	1,105	-4%	1,105
	2023	156	108	125	100	133	94	82	77	86	96	100	84	1,157	▼	1,241
Miscellaneous/ Other	2024	35	88	33	48	27	38	39	65	46	49	50	-	518	30%	518
	2023	42	38	30	56	28	39	38	37	23	28	39	73	398	▲	471
Others	2024	-	1	-	-	-	1	-	-	2	-	-	-	4	100%	4
	2023	-	-	-	-	-	-	-	-	-	1	1	-	2	▲	2

Dispositions by Case Category

Case Categories		Jan	Feb	Mar	Apr	May	Jun	Jul	Aug	Sep	Oct	Nov	Dec	Thru Nov	% Change	Total
Administrative Law	2024	-	-	-	-	-	1	1	-	-	-	-	-	2	100%	2
	2023	1	-	-	-	-	-	-	-	-	-	-	-	1	▲	1
Contested Divorce	2024	8	4	3	6	1	6	7	5	8	4	2	-	54	-22%	54
	2023	-	7	4	8	5	10	8	8	7	4	8	7	69	▼	76
Domestic and Family - Level 1	2024	2	3	1	13	6	5	5	5	7	12	8	-	67	-9%	67
	2023	16	6	5	7	6	2	18	4	-	4	6	10	74	▼	84
Domestic and Family - Level 2	2024	2	2	1	1	2	1	1	1	-	-	2	-	13	-52%	13
	2023	5	2	4	3	2	2	2	3	1	2	1	-	27	▼	27
Felonies and Related Matters	2024	123	168	111	122	130	104	217	242	151	164	129	-	1,661	-6%	1,661
	2023	123	186	196	116	168	137	137	205	132	166	205	82	1,771	▼	1,853
General Civil - Level 1	2024	3	3	-	-	2	1	-	-	1	-	-	-	10	11%	10
	2023	-	2	1	1	-	2	1	-	-	-	-	2	9	▲	10
General Civil - Level 2	2024	10	10	11	9	9	7	6	9	5	3	4	-	83	19%	83
	2023	9	6	11	5	7	4	10	9	1	5	3	9	70	▲	79
General Civil - Level 3	2024	6	8	3	6	3	6	10	6	5	6	8	-	67	-19%	67
	2023	9	6	11	2	5	4	19	10	9	8	-	4	83	▼	87
Miscellaneous Civil	2024	102	150	134	159	118	109	142	130	116	136	132	-	1,428	0%	1,428
	2023	179	129	148	143	153	121	109	108	103	115	127	104	1,435	▼	1,539
Misdemeanor	2024	66	67	85	86	66	54	88	134	51	62	41	-	800	-7%	800
	2023	51	75	144	62	55	56	77	88	77	76	100	53	861	▼	914
Other	2024	9	59	10	9	4	7	6	12	19	18	19	-	172	70%	172
	2023	17	16	4	9	8	11	8	3	4	8	13	50	101	▲	151
Other Criminally Related Matters	2024	13	6	6	9	6	9	12	16	5	10	11	-	103	5%	103
	2023	10	7	9	9	5	7	14	7	2	13	15	12	98	▲	110
Probates/Wills & Trusts - Level 1	2024	-	-	-	-	-	-	-	-	-	-	-	-	0	-100%	0
	2023	-	-	-	-	-	-	1	-	-	-	-	1	1	▼	2
Probates/Wills & Trusts - Level 2	2024	-	1	1	2	-	-	-	3	-	3	2	-	12	-40%	12
	2023	2	1	3	5	1	3	1	1	-	-	3	1	20	▼	21
Protective Orders	2024	-	-	-	-	-	-	-	-	-	-	-	-	0	-100%	0
	2023	-	-	-	-	-	-	-	-	-	-	1	-	1	▼	1
Uncontested Divorce	2024	8	13	12	7	13	17	14	14	6	16	7	-	127	-28%	127
	2023	10	13	18	25	11	19	12	18	18	18	14	11	176	▼	187

This report reflects the case management system. Numbers will update as reports are refreshed and posted. The case types reported may not necessitate judicial involvement.

Dashboard		Monthly Dispositions Summary		Jan --- Nov Dispositions	
<p>Court: Pulaski Circuit Start/End Date: Jan-23 / Nov-24 2023 Average Month: 279 Jan-Nov 2023: 3,155 Dispositions Trending: ▼</p>	<p>Circuit/Court ID: 27 227155 Type of Case: Dispositions 2024 Average Month: 273 Jan-Nov 2024 : 3,003 Overall AVG. Month: 276</p>	 <p>Jan 23 - Nov 24</p>		 <p>3,003 2024 vs 3,155 2023</p>	

Dispositions by Division																
Divisions		Jan	Feb	Mar	Apr	May	Jun	Jul	Aug	Sep	Oct	Nov	Dec	Thru Nov	% Change	Total
Total	2024	279	302	230	341	228	263	220	267	373	199	301	-	3,003	-5%	3,003
	2023	213	336	432	193	281	348	250	319	272	230	281	192	3,155	▼	3,347
Civil	2024	20	36	19	46	23	47	15	26	16	35	33	-	316	9%	316
	2023	30	26	31	21	51	18	22	22	21	24	23	20	289	▲	309
Criminal	2024	151	180	147	206	87	126	146	228	226	127	129	-	1,753	-3%	1,753
	2023	116	202	191	108	146	246	114	205	193	120	172	116	1,813	▼	1,929
Concealed Handgun Permits	2024	100	75	47	77	100	77	47	3	125	25	125	-	801	-11%	801
	2023	50	100	197	51	50	73	103	74	50	75	75	50	898	▼	948
Miscellaneous/ Other	2024	8	11	17	12	18	13	12	10	6	12	14	-	133	-13%	133
	2023	15	8	13	13	34	11	11	18	8	11	11	6	153	▼	159
Others	2024	-	-	-	-	-	-	-	-	-	-	-	-	0	-100%	0
	2023	2	-	-	-	-	-	-	-	-	-	-	-	2	▼	2

Dispositions by Case Category																
Case Categories		Jan	Feb	Mar	Apr	May	Jun	Jul	Aug	Sep	Oct	Nov	Dec	Thru Nov	% Change	Total
Administrative Law	2024	-	1	-	-	-	-	-	-	-	-	-	1	2	100%	2
	2023	-	-	-	1	-	-	-	-	-	-	-	-	-	1	▲
Aggravated Murder	2024	-	-	-	-	-	-	-	-	-	-	-	-	0	-100%	0
	2023	-	-	-	-	-	-	-	1	-	-	-	-	1	▼	1
Contested Divorce	2024	2	5	3	3	3	4	3	-	2	1	3	-	29	-19%	29
	2023	4	5	5	2	6	-	1	4	4	4	1	2	36	▼	38
Domestic and Family - Level 1	2024	5	6	3	29	4	24	4	1	3	19	7	-	105	24%	105
	2023	5	13	12	13	8	5	6	8	2	8	5	4	85	▲	89
Domestic and Family - Level 2	2024	-	4	1	2	-	-	-	3	1	1	1	-	13	63%	13
	2023	4	-	-	-	2	-	1	-	1	-	-	-	8	▲	8
Felonies and Related Matters	2024	116	109	109	129	46	82	114	144	176	86	78	-	1,189	-9%	1,189
	2023	73	147	139	78	93	191	87	136	156	93	109	80	1,302	▼	1,382
General Civil - Level 1	2024	-	-	-	-	-	1	1	-	-	-	-	-	2	-50%	2
	2023	-	-	-	-	2	-	-	-	2	-	-	-	4	▼	4
General Civil - Level 2	2024	1	2	3	2	4	3	1	6	-	3	4	-	29	-9%	29
	2023	7	1	1	1	8	1	4	2	3	1	3	3	32	▼	35
General Civil - Level 3	2024	3	4	1	1	3	2	1	6	2	4	9	-	36	16%	36
	2023	2	3	4	-	8	1	3	2	4	2	2	-	31	▲	31
Miscellaneous Civil	2024	108	86	63	88	119	94	57	12	131	34	138	-	930	-11%	930
	2023	66	107	209	63	78	86	112	92	56	90	85	57	1,044	▼	1,101
Misdemeanor	2024	27	63	33	67	30	37	28	67	44	31	35	-	462	7%	462
	2023	29	48	44	23	39	53	23	59	32	26	54	32	430	▲	462
Other	2024	-	-	-	-	-	1	-	-	-	1	-	-	2	-60%	2
	2023	2	-	-	-	3	-	-	-	-	-	-	1	5	▼	6
Other Criminally Related Matters	2024	8	8	5	10	11	8	4	21	6	10	16	-	107	32%	107
	2023	14	8	8	7	14	2	4	9	5	1	9	4	81	▲	85
Probates/Wills & Trusts - Level 1	2024	-	1	-	-	-	-	-	-	-	-	-	-	1	0%	1
	2023	-	-	-	-	-	-	-	-	1	-	-	-	1	↔	1
Probates/Wills & Trusts - Level 2	2024	1	4	3	1	2	2	2	1	3	3	2	-	24	140%	24
	2023	1	-	2	1	4	1	-	-	-	1	-	3	10	▲	13
Protective Orders	2024	-	3	-	2	1	2	-	1	-	-	3	-	12	-50%	12
	2023	1	2	1	-	6	3	2	1	-	-	8	-	24	▼	24
Uncontested Divorce	2024	8	6	6	7	5	3	5	5	5	6	4	-	60	0%	60
	2023	5	2	7	4	10	5	7	5	6	4	5	6	60	↔	66

CPSS-CCMS-10.11 CASELOAD STATISTICS OF THE CIRCUIT COURTS

January 2023 -- November 2024 Dispositions

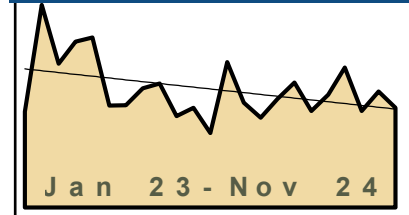
Alexandria and Fairfax Circuit are not Included in State Totals

Dashboard

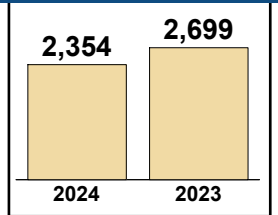
Court: Wythe Circuit
Start/End Date: Jan-23 / Nov-24
2023 Average Month: 237
Jan-Nov 2023: 2,699
Dispositions Trending: ▼

Circuit/Court ID: 27 227197
Type of Case: Dispositions
2024 Average Month: 214
Jan-Nov 2024 : 2,354
Overall AVG. Month: 226

Monthly Dispositions Summary



Jan --- Nov Dispositions



Dispositions by Division

Divisions		Jan	Feb	Mar	Apr	May	Jun	Jul	Aug	Sep	Oct	Nov	Dec	Thru Nov	% Change	Total
Total	2024	277	200	171	207	238	184	215	267	184	221	190	-	2,354	-13%	2,354
	2023	183	386	274	316	324	194	195	227	236	174	190	142	2,699	▼	2,841
Civil	2024	18	20	21	35	39	23	47	32	21	27	20	-	303	15%	303
	2023	11	25	21	28	22	32	29	32	24	17	23	24	264	▲	288
Criminal	2024	145	73	65	83	135	94	114	110	83	109	99	-	1,110	-11%	1,110
	2023	67	188	95	154	200	66	87	111	124	60	101	59	1,253	▼	1,312
Concealed Handgun Permits	2024	98	87	67	77	57	52	38	104	62	72	63	-	777	-22%	777
	2023	89	158	131	114	87	78	60	67	70	81	57	49	992	▼	1,041
Miscellaneous/ Other	2024	15	20	18	12	7	15	16	21	18	13	8	-	163	-14%	163
	2023	16	15	27	20	15	18	19	17	18	16	9	10	190	▼	200
Others	2024	1	-	-	-	-	-	-	-	-	-	-	-	1	1	1
	2023	-	-	-	-	-	-	-	-	-	-	-	-	0	↔	0

Dispositions by Case Category

Case Categories		Jan	Feb	Mar	Apr	May	Jun	Jul	Aug	Sep	Oct	Nov	Dec	Thru Nov	% Change	Total
Contested Divorce	2024	2	2	-	5	3	-	1	5	3	-	3	-	24	-49%	24
	2023	1	7	1	1	2	13	6	4	6	3	3	5	47	▼	52
Domestic and Family - Level 1	2024	4	1	8	14	1	18	23	14	2	9	3	-	97	111%	97
	2023	-	3	15	11	6	1	-	4	2	3	1	-	46	▲	46
Domestic and Family - Level 2	2024	1	1	1	1	2	-	5	-	4	1	1	-	17	183%	17
	2023	-	1	-	2	-	-	-	1	1	-	1	-	6	▲	6
Felonies and Related Matters	2024	108	55	41	62	89	63	93	77	58	70	84	-	800	-18%	800
	2023	61	144	65	124	156	53	63	87	98	39	82	50	972	▼	1,022
General Civil - Level 1	2024	-	-	-	-	1	-	-	-	1	-	-	-	2	-33%	2
	2023	-	1	-	-	-	1	-	-	1	-	-	-	3	▼	3
General Civil - Level 2	2024	3	-	3	4	4	1	5	2	5	2	1	-	30	15%	30
	2023	4	5	1	1	1	1	2	3	3	1	4	1	26	▲	27
General Civil - Level 3	2024	4	5	4	5	8	2	6	4	1	4	2	-	45	5%	45
	2023	-	6	2	3	4	4	2	8	6	5	3	2	43	▲	45
Miscellaneous Civil	2024	112	110	85	90	71	68	55	125	77	83	74	-	950	-20%	950
	2023	104	171	157	136	104	97	81	85	86	96	71	66	1,188	▼	1,254
Misdemeanor	2024	36	16	20	16	39	28	17	26	23	33	13	-	267	12%	267
	2023	2	41	25	24	38	7	20	22	22	19	18	8	238	▲	246
Other	2024	2	-	-	-	1	-	-	-	-	2	-	-	5	25%	5
	2023	-	-	1	-	-	-	1	1	1	-	-	-	4	▲	4
Other Criminally Related Matters	2024	1	2	4	5	8	3	4	7	2	6	2	-	44	-2%	44
	2023	4	3	5	7	6	6	4	3	4	2	1	1	45	▼	46
Probates/Wills & Trusts - Level 1	2024	-	-	-	1	-	-	-	1	-	-	-	-	2	100%	2
	2023	-	-	-	-	-	-	-	1	-	-	-	-	1	▲	1
Probates/Wills & Trusts - Level 2	2024	2	2	-	-	-	-	1	4	2	2	2	-	15	-12%	15
	2023	-	3	-	2	3	1	3	-	2	1	2	-	17	▼	17
Uncontested Divorce	2024	2	6	5	4	11	1	5	2	6	9	5	-	56	-11%	56
	2023	7	1	2	5	4	10	13	8	4	5	4	9	63	▼	72

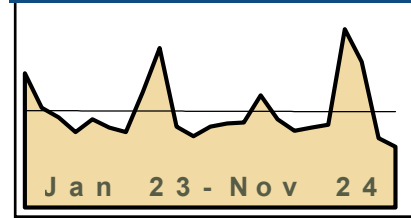
This report reflects the case management system. Numbers will update as reports are refreshed and posted. The case types reported may not necessitate judicial involvement.

Dashboard

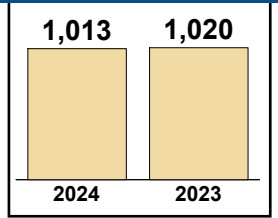
Court: Radford Circuit
Start/End Date: Jan-23 / Nov-24
2023 Average Month: 91
Jan-Nov 2023: 1,020
Dispositions Trending: ↔

Circuit/Court ID: 27 227750
Type of Case: Dispositions
2024 Average Month: 92
Jan-Nov 2024 : 1,013
Overall AVG. Month: 92

Monthly Dispositions Summary



Jan --- Nov Dispositions



Dispositions by Division

Divisions		Jan	Feb	Mar	Apr	May	Jun	Jul	Aug	Sep	Oct	Nov	Dec	Thru Nov	% Change	Total
Total	2024	80	81	107	84	73	76	79	170	139	66	58	-	1,013	-1%	1,013
	2023	128	95	86	72	84	76	72	110	152	77	68	77	1,020	▼	1,097
Civil	2024	8	4	13	5	5	4	4	3	8	12	3	-	69	-26%	69
	2023	16	1	5	10	18	6	8	12	8	4	5	5	93	▼	98
Criminal	2024	41	44	73	47	30	59	55	139	107	45	40	-	680	8%	680
	2023	73	70	54	39	32	40	33	70	121	57	40	51	629	▲	680
Concealed Handgun Permits	2024	27	28	15	22	15	9	8	19	21	3	8	-	175	-21%	175
	2023	32	19	18	18	19	26	18	20	19	13	19	16	221	▼	237
Miscellaneous/ Other	2024	4	5	6	10	23	4	12	9	3	6	7	-	89	19%	89
	2023	7	5	9	5	15	4	12	7	4	3	4	5	75	▲	80
Others	2024	-	-	-	-	-	-	-	-	-	-	-	-	0	-100%	0
	2023	-	-	-	-	-	-	1	1	-	-	-	-	2	▼	2

Dispositions by Case Category

Case Categories		Jan	Feb	Mar	Apr	May	Jun	Jul	Aug	Sep	Oct	Nov	Dec	Thru Nov	% Change	Total
Aggravated Murder	2024	-	-	-	-	-	-	-	-	-	-	-	-	0	-100%	0
	2023	-	-	-	-	-	-	-	-	-	-	1	-	1	▼	1
Contested Divorce	2024	-	-	-	-	-	2	2	1	1	2	1	-	9	-25%	9
	2023	2	-	1	-	4	-	-	1	1	2	1	-	12	▼	12
Domestic and Family - Level 1	2024	-	3	9	3	3	-	-	-	4	1	1	-	24	-27%	24
	2023	10	-	-	6	2	2	-	9	2	-	2	-	33	▼	33
Domestic and Family - Level 2	2024	-	1	-	-	-	-	-	-	-	2	1	-	4	-60%	4
	2023	-	1	-	3	1	1	3	-	-	-	1	-	10	▼	10
Felonies and Related Matters	2024	30	29	52	34	18	36	36	95	84	35	31	-	480	7%	480
	2023	55	52	32	30	19	26	22	50	99	39	26	40	450	▲	490
General Civil - Level 2	2024	1	1	1	1	3	-	1	1	-	2	-	-	11	-15%	11
	2023	2	-	3	-	3	-	2	-	1	1	1	4	13	▼	17
General Civil - Level 3	2024	3	-	2	-	-	1	-	1	-	1	-	-	8	-20%	8
	2023	-	-	1	-	8	-	1	-	-	-	-	-	10	▼	10
Miscellaneous Civil	2024	31	32	21	31	36	13	20	27	24	9	15	-	259	-9%	259
	2023	38	23	25	23	29	30	30	26	23	15	23	20	285	▼	305
Misdemeanor	2024	8	15	19	13	8	20	15	41	20	9	6	-	174	7%	174
	2023	15	18	21	7	12	13	7	20	21	15	13	11	162	▲	173
Other	2024	-	-	-	-	-	-	-	-	-	-	-	-	0	-100%	0
	2023	-	-	-	-	-	-	1	2	-	-	-	-	3	▼	3
Other Criminally Related Matters	2024	3	-	2	-	4	3	4	3	3	1	3	-	26	53%	26
	2023	3	-	1	2	1	1	4	1	1	2	1	-	17	▲	17
Probates/Wills & Trusts - Level 1	2024	-	-	-	-	-	-	-	-	-	-	-	-	0	-100%	0
	2023	-	-	-	-	-	-	1	-	-	-	-	-	1	▼	1
Probates/Wills & Trusts - Level 2	2024	-	-	-	-	-	-	-	1	-	-	-	-	1	0%	1
	2023	-	-	-	-	-	1	-	-	-	-	-	-	1	↔	1
Protective Orders	2024	-	-	-	-	-	-	-	-	2	-	-	-	2	0%	2
	2023	-	-	-	-	-	-	-	-	1	1	-	-	2	↔	2
Uncontested Divorce	2024	4	-	1	2	1	1	1	-	1	4	-	-	15	-25%	15
	2023	3	1	2	1	5	2	1	1	3	1	-	2	20	▼	22

CPSS-CCMS-10.11 CASELOAD STATISTICS OF THE CIRCUIT COURTS

Smyth

January 2023 -- November 2024 Dispositions

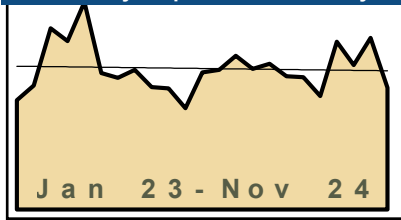
Alexandria and Fairfax Circuit are not Included in State Totals

Dashboard

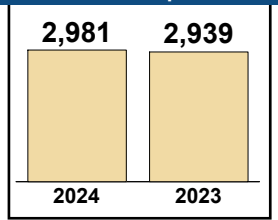
Court: Smyth Circuit
Start/End Date: Jan-23 / Nov-24
2023 Average Month: 267
Jan-Nov 2023: 2,939
Dispositions Trending: ↔

Circuit/Court ID: 28 228173
Type of Case: Dispositions
2024 Average Month: 271
Jan-Nov 2024 : 2,981
Overall AVG. Month: 269

Monthly Dispositions Summary



Jan --- Nov Dispositions



Dispositions by Division

Divisions		Jan	Feb	Mar	Apr	May	Jun	Jul	Aug	Sep	Oct	Nov	Dec	Thru Nov	% Change	Total
Total	2024	266	293	268	278	254	252	216	320	275	327	232	-	2,981	1%	2,981
	2023	208	236	345	321	395	260	251	266	233	231	193	261	2,939	▲	3,200
Civil	2024	9	26	36	33	41	29	31	43	17	28	19	-	312	-8%	312
	2023	22	16	28	25	32	22	23	32	46	66	28	19	340	▼	359
Criminal	2024	69	123	61	94	73	90	60	105	122	138	78	-	1,013	8%	1,013
	2023	42	71	109	95	86	121	112	111	71	58	60	57	936	▲	993
Concealed Handgun Permits	2024	70	84	107	91	52	55	62	84	46	104	79	-	834	-18%	834
	2023	84	74	149	140	219	62	64	67	65	44	55	55	1,023	▼	1,078
Miscellaneous/ Other	2024	111	48	55	48	77	60	46	67	57	50	39	-	658	20%	658
	2023	57	67	42	57	47	46	51	44	41	58	39	120	549	▲	669
Others	2024	7	12	9	12	11	18	17	21	33	7	17	-	164	80%	164
	2023	3	8	17	4	11	9	1	12	10	5	11	10	91	▲	101

Dispositions by Case Category

Case Categories		Jan	Feb	Mar	Apr	May	Jun	Jul	Aug	Sep	Oct	Nov	Dec	Thru Nov	% Change	Total
Administrative Law	2024	-	-	-	-	-	-	-	-	-	-	-	-	0	-100%	0
	2023	-	-	-	-	-	-	-	-	1	1	-	-	2	▼	2
Contested Divorce	2024	2	2	2	6	6	4	4	10	1	1	3	-	41	-16%	41
	2023	6	1	1	4	2	1	5	4	11	11	3	2	49	▼	51
Domestic and Family - Level 1	2024	1	12	2	4	18	3	4	6	-	7	1	-	58	41%	58
	2023	-	2	14	6	10	-	3	2	1	3	-	3	41	▲	44
Domestic and Family - Level 2	2024	1	-	2	3	1	6	5	5	2	1	1	-	27	-27%	27
	2023	3	3	1	1	2	2	2	6	2	9	6	1	37	▼	38
Felonies and Related Matters	2024	62	90	53	70	64	73	37	88	101	106	64	-	808	12%	808
	2023	32	62	93	73	69	100	97	79	42	34	41	34	722	▲	756
General Civil - Level 1	2024	-	-	2	-	-	-	-	-	1	-	-	-	3	-25%	3
	2023	-	-	-	-	2	-	1	-	-	1	-	1	4	▼	5
General Civil - Level 2	2024	4	1	6	3	1	3	4	3	3	6	1	-	35	-26%	35
	2023	1	1	3	3	3	5	2	4	4	13	8	2	47	▼	49
General Civil - Level 3	2024	1	5	8	10	4	1	3	7	-	8	-	-	47	7%	47
	2023	-	4	4	-	4	6	2	9	5	9	1	2	44	▲	46
Miscellaneous Civil	2024	77	98	124	110	69	76	68	106	59	120	88	-	995	-13%	995
	2023	90	89	161	148	235	71	82	79	74	59	62	83	1,150	▼	1,233
Misdemeanor	2024	7	33	8	20	6	16	14	17	21	30	13	-	185	-4%	185
	2023	9	9	15	18	17	21	13	28	28	15	19	18	192	▼	210
Other	2024	107	44	45	39	70	57	56	65	77	37	47	-	644	32%	644
	2023	53	58	43	53	41	43	33	43	40	39	42	101	488	▲	589
Other Criminally Related Matters	2024	-	-	-	4	3	1	9	-	-	2	2	-	21	-9%	21
	2023	1	-	1	4	-	-	3	4	1	9	-	5	23	▼	28
Probates/Wills & Trusts - Level 2	2024	-	1	4	3	7	-	1	1	4	3	3	-	27	17%	27
	2023	2	4	4	2	1	1	1	2	2	3	1	1	23	▲	24
Uncontested Divorce	2024	4	7	12	6	5	12	11	12	6	6	9	-	90	-23%	90
	2023	11	3	5	9	9	10	7	6	22	25	10	8	117	▼	125

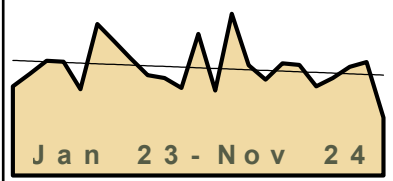
This report reflects the case management system. Numbers will update as reports are refreshed and posted. The case types reported may not necessitate judicial involvement.

Dashboard

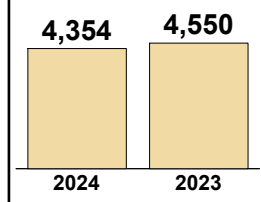
Court: Washington Circuit
Start/End Date: Jan-23 / Nov-24
2023 Average Month: 424
Jan-Nov 2023: 4,550
Dispositions Trending: ▼

Circuit/Court ID: 28 228191
Type of Case: Dispositions
2024 Average Month: 396
Jan-Nov 2024 : 4,354
Overall AVG. Month: 411

Monthly Dispositions Summary



Jan --- Nov Dispositions



Dispositions by Division

Divisions		Jan	Feb	Mar	Apr	May	Jun	Jul	Aug	Sep	Oct	Nov	Dec	Thru Nov	% Change	Total
Total	2024	324	616	420	366	427	422	340	372	414	433	220	-	4,354	-4%	4,354
	2023	340	387	437	434	329	577	513	446	382	371	334	540	4,550	▼	5,090
Civil	2024	30	20	22	30	24	40	24	35	43	33	25	-	326	-31%	326
	2023	37	27	40	44	50	47	40	50	79	28	28	20	470	▼	490
Criminal	2024	142	211	157	150	232	116	186	188	196	188	97	-	1,863	2%	1,863
	2023	118	154	190	119	135	211	260	209	107	128	191	113	1,822	▲	1,935
Concealed Handgun Permits	2024	80	192	181	119	129	217	78	90	98	170	69	-	1,423	-9%	1,423
	2023	127	153	137	218	83	263	145	96	124	159	55	233	1,560	▼	1,793
Miscellaneous/ Other	2024	67	187	55	62	38	48	50	57	74	39	28	-	705	2%	705
	2023	58	53	70	53	61	56	68	91	71	55	58	170	694	▲	864
Others	2024	5	6	5	5	4	1	2	2	3	3	1	-	37	825%	37
	2023	-	-	-	-	-	-	-	-	1	1	2	4	4	▲	8

Dispositions by Case Category

Case Categories		Jan	Feb	Mar	Apr	May	Jun	Jul	Aug	Sep	Oct	Nov	Dec	Thru Nov	% Change	Total
Administrative Law	2024	-	-	-	-	-	-	-	-	1	-	-	-	1	-67%	1
	2023	-	-	-	-	-	-	-	-	3	-	-	-	3	▼	3
Aggravated Murder	2024	-	-	-	-	-	-	-	-	-	-	-	-	0	-100%	0
	2023	3	-	-	-	-	-	-	-	-	1	-	-	4	▼	4
Contested Divorce	2024	3	-	2	8	4	8	-	6	4	5	6	-	46	18%	46
	2023	2	2	5	3	4	2	2	3	8	4	4	2	39	▲	41
Domestic and Family - Level 1	2024	5	-	-	3	-	5	-	2	9	7	4	-	35	-41%	35
	2023	7	1	5	7	16	5	4	1	1	12	-	-	59	▼	59
Domestic and Family - Level 2	2024	-	3	-	2	4	4	3	5	4	2	2	-	29	-19%	29
	2023	4	4	2	6	5	3	2	2	6	2	-	2	36	▼	38
Felonies and Related Matters	2024	105	156	129	120	172	91	125	139	159	138	71	-	1,405	0%	1,405
	2023	102	128	139	96	109	164	229	153	77	95	119	90	1,411	▼	1,501
General Civil - Level 1	2024	-	-	1	-	-	1	-	-	2	-	-	-	4	-33%	4
	2023	1	-	2	-	-	1	2	-	-	-	-	-	6	▼	6
General Civil - Level 2	2024	11	6	4	5	2	3	7	8	4	7	3	-	60	-32%	60
	2023	10	8	7	9	4	8	5	13	16	2	6	2	88	▼	90
General Civil - Level 3	2024	3	2	1	3	1	-	5	1	6	4	4	-	30	-48%	30
	2023	1	3	5	2	2	12	5	12	13	3	-	1	58	▼	59
Miscellaneous Civil	2024	100	217	196	139	145	233	103	116	153	192	87	-	1,681	-8%	1,681
	2023	144	172	159	241	113	293	179	136	149	175	73	248	1,834	▼	2,082
Misdemeanor	2024	25	54	28	27	49	25	56	39	27	42	19	-	391	7%	391
	2023	12	25	43	20	25	39	30	37	30	32	72	19	365	▲	384
Other	2024	53	171	47	44	31	32	29	37	21	19	10	-	494	13%	494
	2023	44	34	47	30	36	30	36	52	43	38	48	165	438	▲	603
Other Criminally Related Matters	2024	12	2	-	3	11	-	5	10	10	8	7	-	68	45%	68
	2023	3	1	9	3	3	8	1	19	-	-	-	4	47	▲	51
Probates/Wills & Trusts - Level 1	2024	-	-	1	2	1	1	1	-	-	-	-	-	6	-45%	6
	2023	-	-	1	-	-	2	-	1	6	1	-	-	11	▼	11
Probates/Wills & Trusts - Level 2	2024	2	1	5	2	2	1	1	1	-	-	-	-	15	-32%	15
	2023	2	-	2	4	2	1	3	4	3	-	1	1	22	▼	23
Protective Orders	2024	-	1	2	3	-	1	-	-	-	4	-	-	11	0%	11
	2023	-	2	1	-	-	-	2	4	-	1	1	-	11	↔	11
Uncontested Divorce	2024	5	3	4	5	5	17	5	8	14	5	7	-	78	-34%	78
	2023	5	7	12	11	10	9	13	9	27	5	10	6	118	▼	124

This report reflects the case management system. Numbers will update as reports are refreshed and posted. The case types reported may not necessitate judicial involvement.

CPSS-CCMS-10.11 CASELOAD STATISTICS OF THE CIRCUIT COURTS

Bristol

January 2023 -- November 2024 Dispositions


Alexandria and Fairfax Circuit are not Included in State Totals

Dashboard

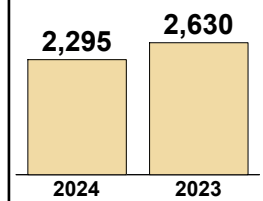
Court: Bristol Circuit
Start/End Date: Jan-23 / Nov-24
2023 Average Month: 233
Jan-Nov 2023: 2,630
Dispositions Trending: ▼

Circuit/Court ID: 28 228520
Type of Case: Dispositions
2024 Average Month: 209
Jan-Nov 2024 : 2,295
Overall AVG. Month: 221

Monthly Dispositions Summary



Jan --- Nov Dispositions



Dispositions by Division

Divisions		Jan	Feb	Mar	Apr	May	Jun	Jul	Aug	Sep	Oct	Nov	Dec	Thru Nov	% Change	Total
Total	2024	163	256	249	216	201	143	166	310	150	221	220	-	2,295	-13%	2,295
	2023	182	229	297	156	239	225	185	333	295	224	265	164	2,630	▼	2,794
Civil	2024	18	29	25	16	15	7	13	22	20	16	14	-	195	17%	195
	2023	13	19	14	15	16	12	16	23	15	10	14	18	167	▲	185
Criminal	2024	65	176	154	135	139	113	86	226	81	134	168	-	1,477	-4%	1,477
	2023	98	120	192	69	150	99	58	224	232	115	175	95	1,532	▼	1,627
Concealed Handgun Permits	2024	24	7	36	24	17	7	30	12	12	35	12	-	216	-16%	216
	2023	24	35	44	29	27	6	33	19	12	16	12	17	257	▼	274
Miscellaneous/ Other	2024	56	44	34	40	30	16	37	50	37	36	26	-	406	-39%	406
	2023	47	54	47	42	46	107	78	67	36	83	64	34	671	▼	705
Others	2024	-	-	-	1	-	-	-	-	-	-	-	-	1	-67%	1
	2023	-	1	-	1	-	1	-	-	-	-	-	-	3	▼	3

Dispositions by Case Category

Case Categories		Jan	Feb	Mar	Apr	May	Jun	Jul	Aug	Sep	Oct	Nov	Dec	Thru Nov	% Change	Total
Administrative Law	2024	-	-	-	-	-	-	-	-	-	-	-	-	0	-100%	0
	2023	-	-	-	-	-	1	-	-	1	1	-	-	3	▼	3
Contested Divorce	2024	2	3	4	3	1	2	4	5	-	1	3	-	28	87%	28
	2023	2	1	2	-	1	1	1	2	2	3	-	1	15	▲	16
Domestic and Family - Level 1	2024	4	6	2	-	-	-	-	1	6	-	-	-	19	36%	19
	2023	-	-	-	6	-	5	1	-	1	-	1	6	14	▲	20
Domestic and Family - Level 2	2024	1	2	-	1	1	-	-	1	-	-	1	-	7	-59%	7
	2023	1	-	-	1	4	6	-	3	-	1	1	1	17	▼	18
Felonies and Related Matters	2024	54	138	111	110	103	96	64	165	62	97	116	-	1,116	-7%	1,116
	2023	80	89	153	47	124	78	43	176	193	82	137	71	1,202	▼	1,273
General Civil - Level 1	2024	-	-	-	-	-	-	-	-	1	-	-	-	1	-50%	1
	2023	-	-	-	-	1	-	-	1	-	-	-	-	2	▼	2
General Civil - Level 2	2024	2	2	1	-	2	2	1	3	1	-	1	-	15	-57%	15
	2023	5	2	3	2	3	2	7	4	1	2	4	2	35	▼	37
General Civil - Level 3	2024	2	3	8	-	4	2	4	12	-	1	1	-	37	-40%	37
	2023	4	2	4	3	3	14	1	7	1	17	6	2	62	▼	64
Miscellaneous Civil	2024	56	27	49	46	25	12	43	25	26	46	26	-	381	-28%	381
	2023	39	45	52	48	46	62	78	56	20	50	31	38	527	▼	565
Misdemeanor	2024	10	35	43	25	33	11	21	60	13	30	47	-	328	13%	328
	2023	16	25	37	18	26	16	9	38	37	29	38	12	289	▲	301
Other	2024	26	25	21	24	22	11	24	32	28	30	17	-	260	-28%	260
	2023	29	47	38	23	27	33	34	28	30	31	41	13	361	▼	374
Other Criminally Related Matters	2024	1	3	-	-	3	6	1	1	6	7	5	-	33	-20%	33
	2023	2	6	2	4	-	5	6	10	2	4	-	13	41	▼	54
Probates/Wills & Trusts - Level 2	2024	-	1	1	-	1	1	1	-	3	1	1	-	10	150%	10
	2023	-	-	1	-	-	1	-	-	1	1	-	2	4	▲	6
Protective Orders	2024	-	-	-	1	-	-	1	-	1	-	-	-	3	3	3
	2023	-	-	-	-	-	-	-	-	-	-	-	-	0	↔	0
Uncontested Divorce	2024	5	11	9	6	6	-	2	5	3	8	2	-	57	-2%	57
	2023	4	12	5	4	4	1	5	8	6	3	6	3	58	▼	61

This report reflects the case management system. Numbers will update as reports are refreshed and posted. The case types reported may not necessitate judicial involvement.

Dashboard		Monthly Dispositions Summary		Jan --- Nov Dispositions					
<p>Court: Buchanan Circuit Start/End Date: Jan-23 / Nov-24 2023 Average Month: 227 Jan-Nov 2023: 2,473 Dispositions Trending: ▲</p>	<p>Circuit/Court ID: 29 229027 Type of Case: Dispositions 2024 Average Month: 245 Jan-Nov 2024 : 2,693 Overall AVG. Month: 235</p>			<table border="1" style="margin: auto;"> <tr> <td style="text-align: center; width: 50px;">2,693</td> <td style="text-align: center; width: 50px;">2,473</td> </tr> <tr> <td style="text-align: center;">2024</td> <td style="text-align: center;">2023</td> </tr> </table>		2,693	2,473	2024	2023
2,693	2,473								
2024	2023								

Dispositions by Division																
Divisions		Jan	Feb	Mar	Apr	May	Jun	Jul	Aug	Sep	Oct	Nov	Dec	Thru Nov	% Change	Total
Total	2024	205	269	289	685	187	183	124	150	209	199	193	-	2,693	9%	2,693
	2023	233	203	324	217	206	225	179	341	135	237	173	246	2,473	▲	2,719
Civil	2024	6	16	15	215	15	10	17	9	21	5	13	-	342	138%	342
	2023	14	18	20	13	19	9	11	18	2	12	8	8	144	▲	152
Criminal	2024	137	181	208	226	118	114	65	91	128	132	126	-	1,526	-6%	1,526
	2023	173	130	202	152	87	157	113	261	80	145	132	184	1,632	▼	1,816
Concealed Handgun Permits	2024	53	56	55	65	50	48	35	45	47	55	44	-	553	-7%	553
	2023	40	44	86	48	90	50	50	54	51	53	30	45	596	▼	641
Miscellaneous/ Other	2024	9	16	11	179	4	11	7	5	13	7	8	-	270	167%	270
	2023	6	11	16	4	10	9	5	8	2	27	3	9	101	▲	110
Others	2024	-	-	-	-	-	-	-	-	-	-	2	-	2	2	2
	2023	-	-	-	-	-	-	-	-	-	-	-	-	0	↔	0


Dispositions by Case Category																
Case Categories		Jan	Feb	Mar	Apr	May	Jun	Jul	Aug	Sep	Oct	Nov	Dec	Thru Nov	% Change	Total
Administrative Law	2024	-	-	-	5	-	-	1	-	-	-	-	-	6	500%	6
	2023	-	-	-	-	1	-	-	-	-	-	-	-	1	▲	1
Aggravated Murder	2024	-	2	-	-	-	-	-	-	-	-	-	-	2	2	2
	2023	-	-	-	-	-	-	-	-	-	-	-	-	0	↔	0
Contested Divorce	2024	-	-	1	32	2	-	1	-	2	-	-	-	38	192%	38
	2023	-	-	2	1	1	1	1	3	1	3	-	1	13	▲	14
Domestic and Family - Level 1	2024	-	7	1	9	-	-	11	2	12	1	2	-	45	67%	45
	2023	4	2	6	1	5	-	4	3	-	2	-	-	27	▲	27
Domestic and Family - Level 2	2024	1	1	-	5	-	2	-	-	2	-	3	-	14	-22%	14
	2023	1	5	-	2	2	1	1	3	-	1	2	-	18	▼	18
Felonies and Related Matters	2024	107	140	155	167	87	79	48	66	98	96	92	-	1,135	-4%	1,135
	2023	120	80	157	103	64	119	81	193	69	114	86	154	1,186	▼	1,340
General Civil	2024	-	-	-	1	-	-	-	-	-	-	-	-	1	1	1
	2023	-	-	-	-	-	-	-	-	-	-	-	-	0	↔	0
General Civil - Level 1	2024	-	2	1	6	-	-	1	-	-	-	-	-	10	900%	10
	2023	-	-	-	-	-	-	1	-	-	-	-	-	1	▲	1
General Civil - Level 2	2024	2	4	6	133	8	5	2	-	-	1	3	-	164	249%	164
	2023	4	4	4	7	6	6	6	7	-	5	4	3	47	▲	50
General Civil - Level 3	2024	1	3	1	37	1	2	-	3	-	1	2	-	51	325%	51
	2023	1	-	3	-	-	4	1	1	-	1	1	1	12	▲	13
Miscellaneous Civil	2024	61	68	63	155	52	56	41	50	58	62	51	-	717	5%	717
	2023	45	55	99	52	99	55	55	60	53	77	31	50	681	▲	731
Misdemeanor	2024	30	36	46	56	27	30	17	25	30	36	29	-	362	-3%	362
	2023	45	38	33	38	19	38	27	53	10	30	42	28	373	▼	401
Other	2024	-	-	-	12	-	-	-	-	-	-	2	-	14	600%	14
	2023	1	-	-	-	-	-	-	1	-	-	-	-	2	▲	2
Other Criminally Related Matters	2024	-	3	7	5	4	6	-	-	-	-	5	-	30	-59%	30
	2023	8	12	12	11	4	-	5	15	1	1	4	2	73	▼	75
Probates/Wills & Trusts - Level 1	2024	-	-	-	2	-	-	-	-	-	-	-	-	2	100%	2
	2023	-	-	-	-	-	-	1	-	-	-	-	-	1	▲	1
Probates/Wills & Trusts - Level 2	2024	-	1	-	3	1	1	-	1	1	2	3	-	13	333%	13
	2023	-	-	-	-	2	-	1	-	-	-	-	1	3	▲	4
Protective Orders	2024	1	-	2	-	1	-	-	1	3	-	-	-	8	700%	8
	2023	-	-	1	-	-	-	-	-	-	-	-	2	1	▲	3
Uncontested Divorce	2024	2	2	6	57	4	2	2	2	3	-	1	-	81	138%	81
	2023	4	7	7	2	3	1	1	2	1	3	3	4	34	▲	38

Dashboard

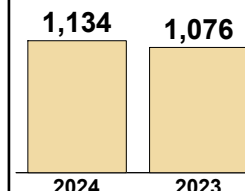
Court: Dickenson Circuit
Start/End Date: Jan-23 / Nov-24
2023 Average Month: 104
Jan-Nov 2023: 1,076
Dispositions Trending: ▲

Circuit/Court ID: 29 229051
Type of Case: Dispositions
2024 Average Month: 103
Jan-Nov 2024 : 1,134
Overall AVG. Month: 103

Monthly Dispositions Summary



Jan --- Nov Dispositions



Dispositions by Division

Divisions		Jan	Feb	Mar	Apr	May	Jun	Jul	Aug	Sep	Oct	Nov	Dec	Thru Nov	% Change	Total
Total	2024	82	104	139	115	121	90	80	112	126	71	94	-	1,134	5%	1,134
	2023	94	73	132	119	54	137	55	164	55	102	91	169	1,076	▲	1,245
Civil	2024	3	4	6	22	8	10	7	7	8	10	8	-	93	-15%	93
	2023	13	6	17	8	13	6	9	16	2	13	7	7	110	▼	117
Criminal	2024	38	45	69	43	50	47	32	61	65	29	30	-	509	-3%	509
	2023	45	25	53	73	14	98	22	100	22	29	45	91	526	▼	617
Concealed Handgun Permits	2024	36	41	46	40	44	18	26	37	34	27	51	-	400	16%	400
	2023	31	34	53	36	21	24	19	31	19	46	31	35	345	▲	380
Miscellaneous/ Other	2024	5	14	18	10	19	15	15	7	19	5	5	-	132	40%	132
	2023	5	8	9	2	6	8	5	17	12	14	8	36	94	▲	130
Others	2024	-	-	-	-	-	-	-	-	-	-	-	-	0	-100%	0
	2023	-	-	-	-	-	1	-	-	-	-	-	-	1	▼	1

Dispositions by Case Category

Case Categories		Jan	Feb	Mar	Apr	May	Jun	Jul	Aug	Sep	Oct	Nov	Dec	Thru Nov	% Change	Total
Contested Divorce	2024	-	1	1	-	3	2	-	3	1	-	2	-	13	-7%	13
	2023	2	1	-	-	1	1	2	2	-	4	1	2	14	▼	16
Domestic and Family - Level 1	2024	-	-	-	15	-	1	1	2	-	1	-	-	20	43%	20
	2023	4	-	2	-	-	3	2	1	-	-	2	-	14	▲	14
Domestic and Family - Level 2	2024	-	-	-	-	-	1	-	1	-	-	-	-	2	-80%	2
	2023	-	1	1	2	-	-	-	4	2	-	-	-	10	▼	10
Felonies and Related Matters	2024	23	41	50	35	40	43	30	51	54	28	22	-	417	-4%	417
	2023	38	22	47	59	11	87	14	80	19	26	33	76	436	▼	512
General Civil - Level 1	2024	-	-	-	-	-	-	-	-	1	-	-	-	1	1	1
	2023	-	-	-	-	-	-	-	-	-	-	-	-	0	↔	0
General Civil - Level 2	2024	-	-	1	4	3	-	1	-	3	-	1	-	13	0%	13
	2023	-	1	3	1	4	-	-	1	-	1	2	3	13	↔	16
General Civil - Level 3	2024	2	2	2	-	2	3	-	-	1	3	3	-	18	29%	18
	2023	3	2	2	1	1	-	3	-	-	2	-	1	14	▲	15
Miscellaneous Civil	2024	39	43	49	40	46	19	27	38	37	29	51	-	418	13%	418
	2023	32	36	55	37	22	25	20	33	22	53	35	38	370	▲	408
Misdemeanor	2024	15	4	18	9	7	2	2	8	10	1	8	-	84	5%	84
	2023	7	3	5	14	3	10	5	18	2	3	10	15	80	▲	95
Other	2024	2	12	15	9	16	13	13	6	14	4	5	-	109	56%	109
	2023	5	6	5	1	5	8	4	16	9	7	4	31	70	▲	101
Other Criminally Related Matters	2024	-	-	1	-	3	2	-	2	1	-	-	-	9	-10%	9
	2023	-	-	1	-	-	1	3	2	1	-	2	-	10	▼	10
Probates/Wills & Trusts - Level 2	2024	1	-	-	-	-	-	-	-	2	1	-	-	4	-20%	4
	2023	-	-	2	-	-	-	-	-	1	-	1	-	5	▼	5
Uncontested Divorce	2024	-	1	2	3	1	4	6	1	2	4	2	-	26	-35%	26
	2023	3	1	9	4	7	2	2	6	-	5	1	3	40	▼	43

Dashboard		Monthly Dispositions Summary		Jan --- Nov Dispositions	
<p>Court: Russell Circuit Start/End Date: Jan-23 / Nov-24 2023 Average Month: 190 Jan-Nov 2023: 2,112 Dispositions Trending: ▲</p>	<p>Circuit/Court ID: 29 229167 Type of Case: Dispositions 2024 Average Month: 208 Jan-Nov 2024 : 2,291 Overall AVG. Month: 199</p>	<p>Jan 23 - Nov 24</p>		<p>2,291 (2024) vs 2,112 (2023)</p>	

Dispositions by Division																
Divisions		Jan	Feb	Mar	Apr	May	Jun	Jul	Aug	Sep	Oct	Nov	Dec	Thru Nov	% Change	Total
Total	2024	168	164	289	303	231	212	213	198	167	177	169	-	2,291	8%	2,291
	2023	209	180	188	214	215	227	201	227	142	146	163	170	2,112	▲	2,282
Civil	2024	18	15	13	45	23	13	23	17	22	20	14	-	223	5%	223
	2023	10	20	15	12	37	10	19	24	14	14	38	18	213	▲	231
Criminal	2024	92	62	169	99	92	112	113	72	84	52	79	-	1,026	-9%	1,026
	2023	122	85	85	88	94	155	129	159	61	93	60	96	1,131	▼	1,227
Concealed Handgun Permits	2024	52	85	102	120	108	83	71	100	58	100	69	-	948	36%	948
	2023	73	74	80	108	69	59	50	40	62	35	47	52	697	▲	749
Miscellaneous/ Other	2024	6	2	5	39	8	4	6	9	3	5	7	-	94	32%	94
	2023	4	1	8	6	15	3	3	4	5	4	18	4	71	▲	75

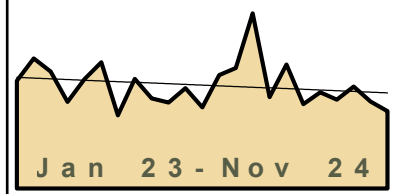
Dispositions by Case Category																
Case Categories		Jan	Feb	Mar	Apr	May	Jun	Jul	Aug	Sep	Oct	Nov	Dec	Thru Nov	% Change	Total
Administrative Law	2024	-	-	1	-	-	-	-	-	-	-	-	-	1	1	1
	2023	-	-	-	-	-	-	-	-	-	-	-	-	0	↔	0
Contested Divorce	2024	-	4	2	4	2	1	3	2	2	2	4	-	26	-21%	26
	2023	1	3	3	2	8	-	2	1	4	3	6	4	33	▼	37
Domestic and Family - Level 1	2024	3	-	-	5	2	-	4	2	1	1	1	-	19	6%	19
	2023	1	-	3	-	4	-	2	-	1	1	6	-	18	▲	18
Domestic and Family - Level 2	2024	1	2	1	6	-	-	2	-	2	2	-	-	16	23%	16
	2023	1	3	2	1	-	-	3	-	1	2	-	3	13	▲	16
Felonies and Related Matters	2024	57	32	120	85	64	90	95	51	62	40	51	-	747	-16%	747
	2023	91	52	67	72	73	130	108	128	56	71	41	59	889	▼	948
General Civil - Level 1	2024	-	1	-	-	-	-	-	-	-	-	-	-	1	0%	1
	2023	-	-	-	-	-	-	-	1	-	-	-	-	1	↔	1
General Civil - Level 2	2024	1	-	3	2	4	-	1	5	3	3	1	-	23	-18%	23
	2023	-	1	2	2	8	1	1	3	1	1	8	1	28	▼	29
General Civil - Level 3	2024	9	7	2	4	8	2	6	4	5	3	4	-	54	20%	54
	2023	1	6	1	2	9	5	2	13	-	3	3	4	45	▲	49
Miscellaneous Civil	2024	57	87	104	161	115	87	75	109	61	105	75	-	1,036	38%	1,036
	2023	77	75	87	114	79	62	53	43	67	37	59	56	753	▲	809
Misdemeanor	2024	32	25	44	14	25	22	14	19	20	9	23	-	247	12%	247
	2023	31	31	17	15	12	25	20	29	4	19	17	35	220	▲	255
Other	2024	1	-	-	11	-	-	1	-	-	1	-	-	14	1,300%	14
	2023	-	-	-	-	1	-	-	-	-	-	-	-	1	▲	1
Other Criminally Related Matters	2024	3	5	5	-	3	-	4	2	2	5	5	-	34	48%	34
	2023	-	2	1	1	9	1	1	2	1	3	2	2	23	▲	25
Probates/Wills & Trusts - Level 1	2024	-	-	-	1	1	-	-	-	-	-	2	-	4	300%	4
	2023	-	-	-	-	-	-	-	-	-	-	1	-	1	▲	1
Probates/Wills & Trusts - Level 2	2024	-	-	-	3	-	3	3	1	1	-	-	-	11	-27%	11
	2023	-	2	-	-	2	3	2	1	2	2	1	-	15	▼	15
Uncontested Divorce	2024	4	1	7	7	7	7	5	3	8	6	3	-	58	-19%	58
	2023	6	5	5	5	10	-	7	6	5	4	19	6	72	▼	78

Dashboard

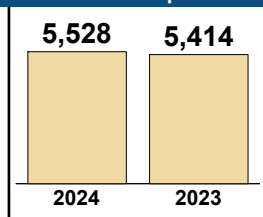
Court: Tazewell Circuit
Start/End Date: Jan-23 / Nov-24
2023 Average Month: 483
Jan-Nov 2023: 5,414
Dispositions Trending: ⇌

Circuit/Court ID: 29 229185
Type of Case: Dispositions
2024 Average Month: 503
Jan-Nov 2024 : 5,528
Overall AVG. Month: 493

Monthly Dispositions Summary



Jan --- Nov Dispositions



Dispositions by Division

Divisions		Jan	Feb	Mar	Apr	May	Jun	Jul	Aug	Sep	Oct	Nov	Dec	Thru Nov	% Change	Total
Total	2024	541	574	835	435	590	402	459	423	486	414	369	-	5,528	2%	5,528
	2023	513	620	557	413	521	602	349	522	429	410	478	387	5,414	▲	5,801
Civil	2024	43	80	17	50	35	22	20	27	35	28	47	-	404	5%	404
	2023	62	46	39	28	25	37	33	33	25	32	24	26	384	▲	410
Criminal	2024	411	296	608	260	322	273	293	244	347	246	215	-	3,515	1%	3,515
	2023	232	399	278	281	341	436	208	360	344	284	320	234	3,483	▲	3,717
Concealed Handgun Permits	2024	69	145	185	97	190	76	100	123	77	116	94	-	1,272	2%	1,272
	2023	127	150	222	76	142	110	89	109	42	78	108	114	1,253	▲	1,367
Miscellaneous/ Other	2024	18	53	25	28	42	31	45	29	26	24	13	-	334	14%	334
	2023	92	25	18	27	13	19	19	20	17	16	26	13	292	▲	305
Others	2024	-	-	-	-	1	-	1	-	1	-	-	-	3	50%	3
	2023	-	-	-	1	-	-	-	-	1	-	-	-	2	▲	2

Dispositions by Case Category

Case Categories		Jan	Feb	Mar	Apr	May	Jun	Jul	Aug	Sep	Oct	Nov	Dec	Thru Nov	% Change	Total
Administrative Law	2024	-	-	-	-	-	-	-	-	1	-	-	-	1	1	1
	2023	-	-	-	-	-	-	-	-	-	-	-	-	0	↔	0
Aggravated Murder	2024	-	-	-	-	-	-	-	-	-	-	-	-	0	-100%	0
	2023	-	1	-	-	-	-	-	-	-	2	1	-	4	▼	4
Contested Divorce	2024	4	6	1	9	4	8	4	3	3	3	4	-	49	-13%	49
	2023	10	2	3	8	3	6	5	7	2	7	3	6	56	▼	62
Domestic and Family - Level 1	2024	4	6	1	7	13	-	1	-	4	-	9	-	45	-31%	45
	2023	5	20	13	-	2	1	15	2	-	6	1	-	65	▼	65
Domestic and Family - Level 2	2024	4	1	5	1	1	3	2	3	-	3	2	-	25	-26%	25
	2023	6	1	4	3	1	8	1	4	3	-	3	2	34	▼	36
Felonies and Related Matters	2024	259	211	514	182	236	218	215	181	230	187	180	-	2,613	-1%	2,613
	2023	159	313	226	220	263	369	128	268	264	189	249	145	2,648	▼	2,793
General Civil - Level 1	2024	-	1	-	2	-	-	-	-	2	-	1	-	6	-14%	6
	2023	1	2	-	-	1	-	-	-	1	2	-	-	7	▼	7
General Civil - Level 2	2024	4	15	3	11	3	2	2	5	3	5	8	-	61	20%	61
	2023	14	6	4	5	1	4	1	6	3	2	5	5	51	▲	56
General Civil - Level 3	2024	4	13	-	4	4	3	4	-	2	3	6	-	43	48%	43
	2023	11	2	-	2	1	2	2	-	3	2	4	1	29	▲	30
Miscellaneous Civil	2024	80	183	192	105	218	90	119	137	89	127	103	-	1,443	-1%	1,443
	2023	205	168	235	89	150	125	95	118	56	88	125	121	1,454	▼	1,575
Misdemeanor	2024	146	81	93	75	84	54	72	56	117	57	32	-	867	8%	867
	2023	72	81	49	61	75	64	78	89	77	91	69	82	806	▲	888
Other	2024	9	24	17	19	15	17	27	15	17	14	4	-	178	84%	178
	2023	14	5	7	14	5	6	12	13	3	9	9	7	97	▲	104
Other Criminally Related Matters	2024	7	4	3	4	2	1	6	7	1	2	5	-	42	68%	42
	2023	1	4	3	-	3	3	2	3	3	2	1	7	25	▲	32
Probates/Wills & Trusts - Level 1	2024	1	-	-	1	-	-	-	-	-	-	-	-	2	100%	2
	2023	-	-	-	-	-	-	-	-	1	-	-	-	1	▲	1
Probates/Wills & Trusts - Level 2	2024	6	8	-	4	3	1	1	5	2	2	4	-	36	44%	36
	2023	2	1	4	1	2	3	3	-	4	3	2	1	25	▲	26
Protective Orders	2024	-	-	-	-	-	-	-	-	2	-	-	-	2	2	2
	2023	-	-	-	-	-	-	-	-	-	-	-	-	0	↔	0
Uncontested Divorce	2024	13	21	6	11	7	5	6	11	13	11	11	-	115	3%	115
	2023	13	14	9	10	14	11	7	11	10	7	6	10	112	▲	122

This report reflects the case management system. Numbers will update as reports are refreshed and posted. The case types reported may not necessitate judicial involvement.

Dashboard		Monthly Dispositions Summary		Jan --- Nov Dispositions	
<p>Court: Lee Circuit Start/End Date: Jan-23 / Nov-24 2023 Average Month: 227 Jan-Nov 2023: 2,588 Dispositions Trending: ▼</p>	<p>Circuit/Court ID: 30 230105 Type of Case: Dispositions 2024 Average Month: 201 Jan-Nov 2024 : 2,214 Overall AVG. Month: 215</p>	<p>Jan 23 - Nov 24</p>		<p>2,214 (2024) vs 2,588 (2023)</p>	

Dispositions by Division																
Divisions		Jan	Feb	Mar	Apr	May	Jun	Jul	Aug	Sep	Oct	Nov	Dec	Thru Nov	% Change	Total
Total	2024	163	218	299	235	143	164	158	224	174	283	153	-	2,214	-14%	2,214
	2023	274	198	328	244	217	224	386	188	164	191	174	140	2,588	▼	2,728
Civil	2024	9	16	24	20	21	17	15	27	14	27	16	-	206	-41%	206
	2023	25	18	17	15	57	20	105	30	17	17	26	8	347	▼	355
Criminal	2024	124	108	216	161	65	97	91	156	120	170	105	-	1,413	-7%	1,413
	2023	172	136	212	179	112	136	144	101	106	114	105	82	1,517	▼	1,599
Concealed Handgun Permits	2024	22	75	45	40	48	38	44	27	31	79	23	-	472	-6%	472
	2023	58	33	90	34	38	56	53	39	35	43	25	44	504	▼	548
Miscellaneous/ Other	2024	8	19	14	14	9	12	8	14	9	7	8	-	122	-44%	122
	2023	19	11	8	16	10	12	84	18	6	17	18	6	219	▼	225
Others	2024	-	-	-	-	-	-	-	-	-	-	1	-	1	0%	1
	2023	-	-	1	-	-	-	-	-	-	-	-	-	1	↔	1

Dispositions by Case Category																
Case Categories		Jan	Feb	Mar	Apr	May	Jun	Jul	Aug	Sep	Oct	Nov	Dec	Thru Nov	% Change	Total
Administrative Law	2024	-	-	-	-	-	-	-	-	-	-	-	-	0	-100%	0
	2023	-	-	-	-	-	-	2	-	-	-	-	-	2	▼	2
Contested Divorce	2024	-	2	1	2	1	4	2	1	1	4	2	-	20	-53%	20
	2023	4	-	1	6	2	2	14	4	4	4	2	3	43	▼	46
Domestic and Family - Level 1	2024	-	-	12	9	1	-	1	7	2	1	5	-	38	23%	38
	2023	4	2	4	1	-	5	3	1	3	1	7	-	31	▲	31
Domestic and Family - Level 2	2024	3	2	1	1	-	1	1	6	1	3	1	-	20	-20%	20
	2023	1	1	1	2	1	3	11	1	-	1	3	1	25	▼	26
Felonies and Related Matters	2024	102	93	172	135	44	78	67	136	93	149	92	-	1,161	-2%	1,161
	2023	156	101	171	146	80	92	98	76	87	87	88	68	1,182	▼	1,250
General Civil - Level 1	2024	-	-	-	-	-	-	-	-	-	-	-	-	0	-100%	0
	2023	-	-	-	-	-	-	7	-	-	-	-	1	8	▼	8
General Civil - Level 2	2024	1	2	3	1	2	-	-	3	-	4	1	-	17	-70%	17
	2023	-	3	2	4	2	1	33	5	1	3	2	1	56	▼	57
General Civil - Level 3	2024	-	-	1	2	2	-	-	-	-	5	1	-	11	-73%	11
	2023	2	4	1	1	-	1	21	1	3	2	5	3	41	▼	44
Miscellaneous Civil	2024	28	95	53	50	68	52	56	41	43	86	34	-	606	-12%	606
	2023	75	41	98	46	84	61	100	58	41	54	33	46	691	▼	737
Misdemeanor	2024	21	13	36	22	21	19	22	16	23	19	13	-	225	-24%	225
	2023	15	30	36	32	30	40	37	25	17	21	15	13	298	▼	311
Other	2024	2	7	9	3	1	2	3	2	3	1	3	-	36	-51%	36
	2023	6	6	3	5	7	9	14	8	1	4	10	2	73	▼	75
Other Criminally Related Matters	2024	1	2	8	4	-	-	2	4	4	2	-	-	27	-29%	27
	2023	1	5	5	1	2	5	9	-	2	6	2	1	38	▼	39
Probates/Wills & Trusts - Level 1	2024	-	-	-	-	-	-	-	-	-	-	-	-	0	-100%	0
	2023	-	-	-	-	-	-	1	-	-	-	-	-	1	▼	1
Probates/Wills & Trusts - Level 2	2024	1	-	1	2	1	2	1	5	1	-	1	-	15	-25%	15
	2023	1	1	1	-	-	1	7	2	2	2	3	1	20	▼	21
Protective Orders	2024	-	-	-	-	-	-	-	-	-	-	-	-	0	-100%	0
	2023	-	-	-	-	2	-	-	-	-	-	-	-	2	▼	2
Uncontested Divorce	2024	4	2	2	4	2	6	3	3	3	9	-	-	38	-51%	38
	2023	9	4	5	-	7	4	29	7	3	6	3	1	77	▼	78

This report reflects the case management system. Numbers will update as reports are refreshed and posted. The case types reported may not necessitate judicial involvement.

Dashboard		Monthly Dispositions Summary		Jan --- Nov Dispositions					
<p>Court: Scott Circuit Start/End Date: Jan-23 / Nov-24 2023 Average Month: 303 Jan-Nov 2023: 3,437 Dispositions Trending: ⇄</p>	<p>Circuit/Court ID: 30 230169 Type of Case: Dispositions 2024 Average Month: 305 Jan-Nov 2024 : 3,354 Overall AVG. Month: 304</p>	<p style="text-align: center; font-weight: bold; font-size: 1.2em;">Jan 23 - Nov 24</p>		<table style="margin: auto;"> <tr> <td style="text-align: center; width: 50px;">3,354</td> <td style="text-align: center; width: 50px;">3,437</td> </tr> <tr> <td style="text-align: center; width: 50px;">2024</td> <td style="text-align: center; width: 50px;">2023</td> </tr> </table>		3,354	3,437	2024	2023
3,354	3,437								
2024	2023								

Dispositions by Division																
Divisions		Jan	Feb	Mar	Apr	May	Jun	Jul	Aug	Sep	Oct	Nov	Dec	Thru Nov	% Change	Total
Total	2024	233	443	334	221	432	297	240	367	321	285	181	-	3,354	-2%	3,354
	2023	306	325	351	450	255	244	340	355	248	312	251	196	3,437	▼	3,633
Civil	2024	17	22	11	19	12	7	18	27	15	17	12	-	177	-19%	177
	2023	19	24	18	20	16	19	16	46	17	10	14	5	219	▼	224
Criminal	2024	155	342	208	123	359	230	140	261	265	194	99	-	2,376	-1%	2,376
	2023	201	197	241	338	170	186	243	231	173	221	192	133	2,393	▼	2,526
Concealed Handgun Permits	2024	50	75	101	72	51	56	67	54	33	60	58	-	677	-1%	677
	2023	74	97	74	77	57	33	71	52	47	69	36	48	687	▼	735
Miscellaneous/ Other	2024	11	4	14	7	10	4	15	25	8	14	12	-	124	-8%	124
	2023	12	7	18	15	11	6	10	24	11	12	9	10	135	▼	145
Others	2024	-	-	-	-	-	-	-	-	-	-	-	-	0	-100%	0
	2023	-	-	-	-	1	-	-	2	-	-	-	-	3	▼	3

Dispositions by Case Category																
Case Categories		Jan	Feb	Mar	Apr	May	Jun	Jul	Aug	Sep	Oct	Nov	Dec	Thru Nov	% Change	Total
Aggravated Murder	2024	-	-	-	-	-	-	-	-	-	-	-	-	0	-100%	0
	2023	-	-	-	-	-	-	2	-	-	-	-	1	2	▼	3
Contested Divorce	2024	2	1	1	4	1	-	4	2	2	-	2	-	19	-27%	19
	2023	4	4	2	2	2	3	3	4	-	1	1	1	26	▼	27
Domestic and Family - Level 1	2024	-	2	1	7	1	-	-	2	-	3	1	-	17	-35%	17
	2023	-	7	-	-	-	2	1	15	-	-	1	1	26	▼	27
Domestic and Family - Level 2	2024	2	2	-	-	2	2	1	4	-	-	1	-	14	-42%	14
	2023	3	-	-	2	4	2	5	3	2	1	2	-	24	▼	24
Felonies and Related Matters	2024	127	256	185	101	179	172	94	194	206	145	67	-	1,726	-2%	1,726
	2023	141	132	167	282	132	135	175	168	116	162	157	98	1,767	▼	1,865
General Civil - Level 1	2024	-	-	-	-	1	-	-	-	1	-	-	-	2	0%	2
	2023	1	-	-	-	-	-	-	1	-	-	-	-	2	↔	2
General Civil - Level 2	2024	2	2	4	2	2	2	8	13	3	8	2	-	48	-2%	48
	2023	2	4	7	6	1	1	1	10	8	4	5	2	49	▼	51
General Civil - Level 3	2024	1	3	4	1	1	2	2	5	5	3	-	-	27	-47%	27
	2023	2	9	8	3	4	5	3	8	6	1	2	2	51	▼	53
Miscellaneous Civil	2024	60	78	113	78	58	59	79	68	38	70	69	-	770	-1%	770
	2023	83	101	85	86	67	38	81	61	54	79	43	53	778	▼	831
Misdemeanor	2024	25	86	21	19	180	53	43	64	47	43	34	-	615	6%	615
	2023	55	61	69	54	33	46	64	60	51	55	34	33	582	▲	615
Other	2024	-	-	-	-	-	-	-	-	-	-	-	-	0	-100%	0
	2023	-	-	-	-	1	-	-	7	-	-	-	-	8	▼	8
Other Criminally Related Matters	2024	3	2	2	3	-	5	3	3	13	6	1	-	41	-9%	41
	2023	6	4	5	2	5	6	3	3	6	4	1	2	45	▼	47
Probates/Wills & Trusts - Level 2	2024	2	2	-	-	2	-	2	2	1	2	-	-	13	8%	13
	2023	3	-	1	-	-	-	1	3	1	1	2	1	12	▲	13
Protective Orders	2024	1	-	-	-	-	-	-	-	-	-	-	-	1	1	1
	2023	-	-	-	-	-	-	-	-	-	-	-	-	0	↔	0
Uncontested Divorce	2024	8	9	3	6	5	2	4	10	5	5	4	-	61	-6%	61
	2023	6	3	7	13	6	6	1	12	4	4	3	2	65	▼	67

This report reflects the case management system. Numbers will update as reports are refreshed and posted. The case types reported may not necessitate judicial involvement.

Dashboard		Monthly Dispositions Summary		Jan --- Nov Dispositions					
<p>Court: Wise Circuit Start/End Date: Jan-23 / Nov-24 2023 Average Month: 318 Jan-Nov 2023: 3,615 Dispositions Trending: ▼</p>	<p>Circuit/Court ID: 30 230195 Type of Case: Dispositions 2024 Average Month: 320 Jan-Nov 2024 : 3,515 Overall AVG. Month: 319</p>	<p>Jan 23 - Nov 24</p>		<table border="1" style="margin: auto;"> <tr> <td style="text-align: center; width: 50px;">3,515</td> <td style="text-align: center; width: 50px;">3,615</td> </tr> <tr> <td style="text-align: center;">2024</td> <td style="text-align: center;">2023</td> </tr> </table>		3,515	3,615	2024	2023
3,515	3,615								
2024	2023								

Dispositions by Division																
Divisions		Jan	Feb	Mar	Apr	May	Jun	Jul	Aug	Sep	Oct	Nov	Dec	Thru Nov	% Change	Total
Total	2024	323	396	426	310	432	260	281	319	267	252	249	-	3,515	-3%	3,515
	2023	428	319	398	339	285	338	230	389	315	333	241	204	3,615	▼	3,819
Civil	2024	22	23	32	29	60	42	36	35	17	39	39	-	374	-5%	374
	2023	34	34	36	33	49	20	31	41	54	33	30	15	395	▼	410
Criminal	2024	199	266	267	151	246	139	133	180	182	127	121	-	2,011	5%	2,011
	2023	259	163	191	193	129	172	137	205	142	195	125	144	1,911	▲	2,055
Concealed Handgun Permits	2024	74	85	106	93	85	61	79	73	54	64	72	-	846	-16%	846
	2023	120	98	143	89	85	120	46	103	74	76	54	37	1,008	▼	1,045
Miscellaneous/ Other	2024	28	22	21	37	41	18	32	31	14	22	17	-	283	-6%	283
	2023	14	24	28	24	22	26	16	40	45	29	32	8	300	▼	308
Others	2024	-	-	-	-	-	-	1	-	-	-	-	-	1	0%	1
	2023	1	-	-	-	-	-	-	-	-	-	-	-	1	↔	1

Dispositions by Case Category																
Case Categories		Jan	Feb	Mar	Apr	May	Jun	Jul	Aug	Sep	Oct	Nov	Dec	Thru Nov	% Change	Total
Administrative Law	2024	-	-	-	-	-	-	-	-	-	-	-	-	0	-100%	0
	2023	-	-	-	-	-	-	-	-	-	2	-	-	2	▼	2
Aggravated Murder	2024	1	1	-	-	-	-	-	1	-	-	-	-	3	-25%	3
	2023	2	-	-	-	-	-	1	1	-	-	-	-	4	▼	4
Contested Divorce	2024	1	5	7	2	12	5	8	5	2	3	5	-	55	-7%	55
	2023	7	3	9	3	12	2	6	6	3	3	5	1	59	▼	60
Domestic and Family - Level 1	2024	8	1	2	5	7	15	7	6	4	14	15	-	84	24%	84
	2023	2	12	3	11	4	10	4	10	6	4	2	1	68	▲	69
Domestic and Family - Level 2	2024	4	5	5	5	5	4	2	3	3	2	3	-	41	-2%	41
	2023	1	2	3	4	7	2	3	8	5	4	3	3	42	▼	45
Felonies and Related Matters	2024	146	190	215	102	205	116	98	123	146	108	85	-	1,534	8%	1,534
	2023	209	108	154	144	91	133	105	134	105	145	90	109	1,418	▲	1,527
General Civil - Level 1	2024	-	-	1	-	2	-	3	-	-	2	-	-	8	-43%	8
	2023	-	1	5	-	1	1	-	1	3	2	-	1	14	▼	15
General Civil - Level 2	2024	4	2	7	11	13	4	16	5	4	8	4	-	78	-1%	78
	2023	5	4	9	1	8	3	3	8	20	11	7	1	79	▼	80
General Civil - Level 3	2024	4	2	1	7	8	5	7	8	1	7	7	-	57	-16%	57
	2023	3	10	5	5	7	6	5	10	9	4	4	1	68	▼	69
Miscellaneous Civil	2024	90	105	122	113	107	73	93	93	64	76	83	-	1,019	-15%	1,019
	2023	131	114	156	107	100	137	58	124	100	94	76	44	1,197	▼	1,241
Misdemeanor	2024	53	69	50	45	36	22	31	54	35	19	34	-	448	1%	448
	2023	43	51	35	44	33	35	28	62	32	48	33	29	444	▲	473
Other	2024	2	1	-	4	4	2	2	-	2	1	1	-	19	58%	19
	2023	1	-	-	3	1	-	-	3	1	3	-	-	12	▲	12
Other Criminally Related Matters	2024	-	6	2	4	5	1	4	2	2	3	2	-	31	-35%	31
	2023	6	4	3	5	5	4	4	8	5	2	2	6	48	▼	54
Probates/Wills & Trusts - Level 1	2024	-	1	1	-	-	2	-	-	-	-	-	-	4	300%	4
	2023	-	-	-	-	-	-	-	-	1	-	-	-	1	▲	1
Probates/Wills & Trusts - Level 2	2024	3	-	3	1	5	-	1	4	-	1	1	-	19	-37%	19
	2023	6	2	3	3	3	1	-	2	6	1	3	-	30	▼	30
Protective Orders	2024	-	-	-	-	-	-	-	-	-	1	-	-	1	1	1
	2023	-	-	-	-	-	-	-	-	-	-	-	-	0	↔	0
Uncontested Divorce	2024	7	8	10	11	23	11	9	15	4	7	9	-	114	-12%	114
	2023	12	8	13	9	13	4	13	11	20	10	16	8	129	▼	137

This report reflects the case management system. Numbers will update as reports are refreshed and posted. The case types reported may not necessitate judicial involvement.

CPSS-CCMS-10.11 CASELOAD STATISTICS OF THE CIRCUIT COURTS

Prince William

January 2023 -- November 2024 Dispositions


Alexandria and Fairfax Circuit are not included in State Totals

Dashboard

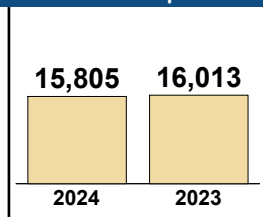
Court: Prince William Circuit
Start/End Date: Jan-23 / Nov-24
2023 Average Month: 1,439
Jan-Nov 2023: 16,013
Dispositions Trending: ↔

Circuit/Court ID: 31 231153
Type of Case: Dispositions
2024 Average Month: 1,437
Jan-Nov 2024 : 15,805
Overall AVG. Month: 1,438

Monthly Dispositions Summary



Jan --- Nov Dispositions



Dispositions by Division

Divisions		Jan	Feb	Mar	Apr	May	Jun	Jul	Aug	Sep	Oct	Nov	Dec	Thru Nov	% Change	Total
Total	2024	1,603	1,308	1,676	1,424	1,607	1,343	1,214	1,441	1,334	1,497	1,358	-	15,805	-1%	15,805
	2023	1,990	1,722	1,547	1,411	1,303	1,456	1,155	1,422	1,339	1,501	1,167	1,250	16,013	▼	17,263
Civil	2024	265	201	363	393	341	290	218	253	239	267	288	-	3,118	41%	3,118
	2023	197	171	242	165	223	198	206	197	232	241	136	259	2,208	▲	2,467
Criminal	2024	456	328	432	347	331	333	271	394	439	318	339	-	3,988	11%	3,988
	2023	247	360	348	338	272	388	344	331	388	319	267	301	3,602	▲	3,903
Concealed Handgun Permits	2024	572	500	564	388	560	427	408	489	374	556	364	-	5,202	-15%	5,202
	2023	634	655	637	620	491	588	329	587	400	611	533	416	6,085	▼	6,501
Miscellaneous/ Other	2024	308	273	313	295	370	290	314	299	281	345	362	-	3,450	-15%	3,450
	2023	911	532	317	281	310	281	274	300	318	323	228	270	4,075	▼	4,345
Others	2024	2	6	4	1	5	3	3	6	1	11	5	-	47	9%	47
	2023	1	4	3	7	7	1	2	7	1	7	3	4	43	▲	47

Dispositions by Case Category

Case Categories		Jan	Feb	Mar	Apr	May	Jun	Jul	Aug	Sep	Oct	Nov	Dec	Thru Nov	% Change	Total
Administrative Law	2024	1	1	3	1	3	4	-	1	-	5	2	-	21	133%	21
	2023	1	1	1	-	-	1	1	1	1	1	1	2	9	▲	11
Aggravated Murder	2024	1	2	-	-	-	-	-	-	-	-	-	-	3	0%	3
	2023	-	-	-	-	-	-	-	-	-	3	-	-	3	↔	3
Contested Divorce	2024	30	19	33	26	44	29	27	50	33	28	34	-	353	27%	353
	2023	26	29	26	25	21	32	24	26	31	22	16	42	278	▲	320
Domestic and Family - Level 1	2024	21	12	26	22	28	19	21	15	8	30	12	-	214	9%	214
	2023	20	20	26	9	19	10	29	15	9	24	15	9	196	▲	205
Domestic and Family - Level 2	2024	35	30	94	139	29	37	32	38	51	38	58	-	581	261%	581
	2023	12	11	15	5	4	13	9	5	36	43	8	63	161	▲	224
Felonies and Related Matters	2024	264	111	223	132	166	169	110	188	196	152	133	-	1,844	12%	1,844
	2023	119	192	137	149	119	211	139	143	148	166	119	129	1,642	▲	1,771
General Civil - Level 1	2024	6	3	1	4	4	3	2	1	5	3	2	-	34	55%	34
	2023	3	-	2	1	2	5	2	2	1	2	2	2	22	▲	24
General Civil - Level 2	2024	90	45	80	78	113	100	45	41	61	59	55	-	767	31%	767
	2023	55	43	51	41	105	45	41	72	52	46	34	50	585	▲	635
General Civil - Level 3	2024	16	19	17	27	51	25	14	16	25	21	30	-	261	25%	261
	2023	26	10	28	13	11	22	16	15	24	26	17	18	208	▲	226
Miscellaneous Civil	2024	759	665	761	570	785	618	613	688	553	774	616	-	7,402	-8%	7,402
	2023	813	808	843	782	688	756	505	772	610	812	676	597	8,065	▼	8,662
Misdemeanor	2024	117	77	102	81	76	69	74	94	134	91	111	-	1,026	9%	1,026
	2023	70	95	100	119	66	90	66	87	106	79	61	70	939	▲	1,009
Other	2024	103	101	105	93	93	77	97	93	83	111	98	-	1,054	-47%	1,054
	2023	721	371	97	115	103	97	93	94	96	115	74	78	1,976	▼	2,054
Other Criminally Related Matters	2024	77	139	111	140	89	97	89	116	113	75	102	-	1,148	9%	1,148
	2023	61	73	114	70	92	90	146	107	141	76	87	104	1,057	▲	1,161
Probates/Wills & Trusts - Level 1	2024	1	-	5	1	1	1	3	3	4	1	2	-	22	83%	22
	2023	-	-	-	-	2	2	1	3	1	3	-	-	12	▲	12
Probates/Wills & Trusts - Level 2	2024	3	13	13	10	11	12	15	15	9	17	11	-	129	12%	129
	2023	7	9	14	13	10	15	15	13	8	10	1	13	115	▲	128
Uncontested Divorce	2024	79	71	102	100	114	83	72	82	59	92	92	-	946	27%	946
	2023	56	60	93	69	61	67	68	67	75	73	56	73	745	▲	818

This report reflects the case management system. Numbers will update as reports are refreshed and posted. The case types reported may not necessitate judicial involvement.