

CPSS-CCMS-10.11 CASELOAD STATISTICS OF THE CIRCUIT COURTS

Virginia

January 2023 -- September 2024 Dispositions


Alexandria and Fairfax Circuit are not Included in State Totals

Dashboard

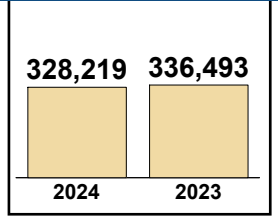
Court: Virginia Circuit
Start/End Date: Jan-23 / Sep-24
2023 Average Month: 36,508
Jan-Sep 2023: 336,493
Dispositions Trending: ↔

Circuit/Court ID: 0 200999
Type of Case: Dispositions
2024 Average Month: 36,469
Jan-Sep 2024 : 328,219
Overall AVG. Month: 36,491

Monthly Dispositions Summary



Jan --- Sep Dispositions



Dispositions by Division

Divisions		Jan	Feb	Mar	Apr	May	Jun	Jul	Aug	Sep	Oct	Nov	Dec	Thru Sep	% Change	Total
Total	2024	37,650	38,510	40,142	39,123	35,217	32,380	35,270	36,673	33,254	-	-	-	328,219	-2%	328,219
	2023	40,148	37,366	44,179	36,180	36,786	38,054	32,760	38,159	32,861	35,783	32,471	33,347	336,493	▼	438,094
Civil	2024	5,160	5,609	6,001	6,146	5,342	4,929	5,236	5,115	4,832	-	-	-	48,370	3%	48,370
	2023	5,112	4,920	5,681	4,956	5,580	5,280	5,090	5,366	4,765	5,048	4,880	4,561	46,750	▲	61,239
Criminal	2024	14,154	15,114	15,842	14,330	13,607	13,386	13,859	15,135	13,784	-	-	-	129,211	1%	129,211
	2023	14,315	13,241	15,888	13,247	13,467	15,277	12,583	15,587	13,953	14,697	12,860	12,503	127,558	▲	167,618
Concealed Handgun Permits	2024	10,168	10,261	10,877	10,107	8,885	7,405	8,550	8,693	8,276	-	-	-	83,222	-11%	83,222
	2023	12,416	11,947	14,145	10,842	9,989	9,422	7,803	8,941	7,808	8,783	8,956	7,895	93,313	▼	118,947
Miscellaneous/ Other	2024	8,079	7,449	7,353	8,472	7,324	6,578	7,548	7,632	6,269	-	-	-	66,704	-3%	66,704
	2023	8,267	7,216	8,419	7,092	7,706	8,032	7,264	8,190	6,301	7,216	5,726	8,339	68,487	▼	89,768
Others	2024	89	77	69	68	59	82	77	98	93	-	-	-	712	85%	712
	2023	38	42	46	43	44	43	20	75	34	39	49	49	385	▲	522

Dispositions by Case Category

Case Categories		Jan	Feb	Mar	Apr	May	Jun	Jul	Aug	Sep	Oct	Nov	Dec	Thru Sep	% Change	Total
Administrative Law	2024	34	43	35	56	18	30	34	31	32	-	-	-	313	17%	313
	2023	27	34	25	34	25	36	32	27	27	44	28	20	267	▲	359
Capital Murder	2024	14	21	12	6	13	14	11	10	12	-	-	-	113	18%	113
	2023	20	6	13	6	8	11	14	8	10	12	9	6	96	▲	123
Contested Divorce	2024	593	574	645	690	647	534	613	621	575	-	-	-	5,492	-4%	5,492
	2023	594	589	673	659	736	629	633	653	556	563	572	610	5,722	▼	7,467
Domestic and Family - Level 1	2024	595	554	617	746	671	603	708	627	578	-	-	-	5,699	-4%	5,699
	2023	695	741	715	565	603	714	579	741	599	696	592	553	5,952	▼	7,793
Domestic and Family - Level 2	2024	336	376	575	496	337	366	319	366	289	-	-	-	3,460	31%	3,460
	2023	331	248	330	254	281	314	256	334	285	324	390	311	2,633	▲	3,658
Felonies and Related Matters	2024	9,491	10,101	10,843	9,596	8,751	8,854	9,080	9,864	8,985	-	-	-	85,565	0%	85,565
	2023	9,615	8,997	10,662	9,102	9,008	10,394	8,390	10,374	9,233	9,923	8,537	8,209	85,775	▼	112,444
General Civil	2024	5	5	10	30	21	23	2	1	1	-	-	-	98	27%	98
	2023	27	8	-	-	8	4	3	15	12	4	7	4	77	▲	92
General Civil - Level 1	2024	66	443	539	233	131	63	83	49	93	-	-	-	1,700	127%	1,700
	2023	88	74	67	75	87	81	111	98	69	62	71	77	750	▲	960
General Civil - Level 2	2024	1,259	1,168	1,202	1,521	1,161	1,006	1,101	1,045	1,069	-	-	-	10,532	6%	10,532
	2023	1,158	1,055	1,259	1,029	1,217	1,110	976	1,097	1,050	1,107	1,068	969	9,951	▲	13,095
General Civil - Level 3	2024	947	952	929	995	881	924	941	929	825	-	-	-	8,323	0%	8,323
	2023	915	858	1,023	869	997	892	999	972	789	952	861	692	8,314	▲	10,819
Miscellaneous Civil	2024	14,090	13,809	14,362	14,088	12,444	10,635	12,392	12,589	11,660	-	-	-	116,069	-11%	116,069
	2023	16,473	15,542	18,576	14,736	14,016	14,160	11,981	13,198	11,060	12,507	11,778	10,982	129,742	▼	165,009
Misdemeanor	2024	3,640	3,860	3,868	3,622	3,556	3,516	3,552	4,015	3,576	-	-	-	33,205	4%	33,205
	2023	3,679	3,319	4,061	3,130	3,330	3,602	3,080	4,003	3,588	3,651	3,280	3,272	31,792	▲	41,995
Other	2024	3,902	3,739	3,599	3,982	3,437	3,143	3,350	3,480	2,718	-	-	-	31,350	6%	31,350
	2023	3,856	3,382	3,624	2,920	3,427	3,030	2,805	3,599	2,820	3,107	2,693	5,079	29,463	▲	40,342
Other Criminally Related Matters	2024	1,099	1,220	1,206	1,188	1,367	1,076	1,298	1,359	1,319	-	-	-	11,132	4%	11,132
	2023	1,088	995	1,243	1,094	1,190	1,361	1,173	1,312	1,197	1,203	1,109	1,064	10,653	▲	14,029
Probates/Wills & Trusts - Level 1	2024	22	34	35	30	26	15	24	29	16	-	-	-	231	5%	231
	2023	17	27	18	13	27	23	27	32	35	24	17	24	219	▲	284
Probates/Wills & Trusts - Level 2	2024	199	217	210	213	220	209	213	234	196	-	-	-	1,911	-6%	1,911
	2023	210	217	241	232	242	256	214	243	180	236	153	198	2,035	▼	2,622
Protective Orders	2024	23	23	23	17	15	15	16	22	16	-	-	-	170	1%	170
	2023	8	15	19	16	18	32	20	20	20	20	17	28	168	▲	233
Uncontested Divorce	2024	1,335	1,371	1,432	1,614	1,521	1,354	1,533	1,402	1,294	-	-	-	12,856	0%	12,856
	2023	1,347	1,259	1,630	1,446	1,566	1,405	1,467	1,433	1,331	1,348	1,289	1,249	12,884	▼	16,770

This report reflects data in the case management system. Numbers will update accordingly as reports are refreshed and posted.

CPSS-CCMS-10.11 CASELOAD STATISTICS OF THE CIRCUIT COURTS

Chesapeake

January 2023 -- September 2024 Dispositions

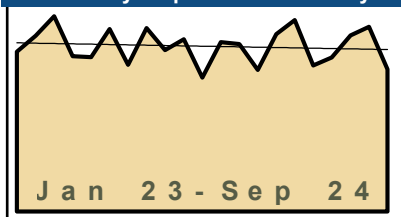
Alexandria and Fairfax Circuit are not Included in State Totals

Dashboard

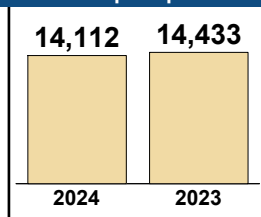
Court: Chesapeake Circuit
Start/End Date: Jan-23 / Sep-24
2023 Average Month: 1,581
Jan-Sep 2023: 14,433
Dispositions Trending: ↔

Circuit/Court ID: 1 201550
Type of Case: Dispositions
2024 Average Month: 1,568
Jan-Sep 2024 : 14,112
Overall AVG. Month: 1,575

Monthly Dispositions Summary



Jan --- Sep Dispositions



Dispositions by Division

Divisions		Jan	Feb	Mar	Apr	May	Jun	Jul	Aug	Sep	Oct	Nov	Dec	Thru Sep	% Change	Total
Total	2024	1,596	1,348	1,690	1,825	1,393	1,469	1,677	1,759	1,355	-	-	-	14,112	-2%	14,112
	2023	1,522	1,676	1,861	1,480	1,470	1,739	1,399	1,747	1,539	1,642	1,277	1,614	14,433	▼	18,966
Civil	2024	191	184	212	197	274	234	257	208	192	-	-	-	1,949	-11%	1,949
	2023	214	237	255	226	290	256	228	243	243	247	207	205	2,192	▼	2,851
Criminal	2024	483	635	723	495	473	600	629	646	464	-	-	-	5,148	-3%	5,148
	2023	574	518	696	539	497	725	528	629	610	707	485	475	5,316	▼	6,983
Concealed Handgun Permits	2024	515	217	376	407	297	230	451	566	368	-	-	-	3,427	5%	3,427
	2023	365	572	486	379	265	355	190	353	312	232	279	232	3,277	▲	4,020
Miscellaneous/ Other	2024	406	312	379	726	348	405	337	338	331	-	-	-	3,582	-2%	3,582
	2023	369	347	424	336	417	402	453	521	374	455	305	700	3,643	▼	5,103
Others	2024	1	-	-	-	1	-	3	1	-	-	-	-	6	20%	6
	2023	-	2	-	-	1	1	-	1	-	1	1	2	5	▲	9

Dispositions by Case Category

Case Categories		Jan	Feb	Mar	Apr	May	Jun	Jul	Aug	Sep	Oct	Nov	Dec	Thru Sep	% Change	Total
Administrative Law	2024	1	1	-	-	-	2	-	-	3	-	-	-	7	-46%	7
	2023	1	2	1	-	3	2	1	1	2	4	-	1	13	▼	18
Capital Murder	2024	1	-	1	-	-	-	1	-	-	-	-	-	3	50%	3
	2023	1	-	-	-	-	-	1	-	-	-	1	-	2	▲	3
Contested Divorce	2024	20	28	45	43	38	39	54	43	45	-	-	-	355	-4%	355
	2023	33	36	41	46	45	55	37	41	37	38	37	42	371	▼	488
Domestic and Family - Level 1	2024	25	25	21	26	43	25	18	24	13	-	-	-	220	-38%	220
	2023	31	43	28	41	40	34	33	39	63	26	29	31	352	▼	438
Domestic and Family - Level 2	2024	7	5	6	11	13	6	7	8	3	-	-	-	66	-23%	66
	2023	8	7	14	5	11	11	11	13	6	8	13	10	86	▼	117
Felonies and Related Matters	2024	319	475	577	331	335	421	467	416	311	-	-	-	3,652	1%	3,652
	2023	384	360	454	355	336	523	362	435	410	536	344	322	3,619	▲	4,821
General Civil - Level 1	2024	3	4	2	2	6	4	2	2	-	-	-	-	25	32%	25
	2023	-	2	2	1	7	1	2	1	3	4	2	-	19	▲	25
General Civil - Level 2	2024	47	22	29	40	42	36	53	25	31	-	-	-	325	-7%	325
	2023	34	24	47	36	52	30	47	35	43	74	44	31	348	▼	497
General Civil - Level 3	2024	23	7	6	34	27	16	31	12	18	-	-	-	174	7%	174
	2023	12	19	26	11	28	17	24	15	10	44	18	10	162	▲	234
Miscellaneous Civil	2024	609	292	460	494	408	357	558	677	463	-	-	-	4,318	-5%	4,318
	2023	494	722	625	513	379	527	353	509	409	318	388	357	4,531	▼	5,594
Misdemeanor	2024	128	124	108	130	105	151	116	181	121	-	-	-	1,164	-16%	1,164
	2023	152	123	196	161	128	166	138	150	172	146	108	122	1,386	▼	1,762
Other	2024	293	233	296	609	232	251	198	224	230	-	-	-	2,566	13%	2,566
	2023	232	196	253	186	298	219	257	356	268	314	180	574	2,265	▲	3,333
Other Criminally Related Matters	2024	35	36	43	35	37	30	45	52	32	-	-	-	345	4%	345
	2023	37	38	55	24	35	36	34	44	29	26	33	33	332	▲	424
Probates/Wills & Trusts - Level 1	2024	1	3	1	1	1	1	-	3	2	-	-	-	13	-13%	13
	2023	-	4	2	2	-	-	1	3	3	1	2	2	15	▼	20
Probates/Wills & Trusts - Level 2	2024	12	12	10	4	9	21	10	8	6	-	-	-	92	26%	92
	2023	6	8	8	8	12	7	9	6	9	11	6	5	73	▲	95
Uncontested Divorce	2024	72	81	85	65	97	109	117	84	77	-	-	-	787	-8%	787
	2023	97	92	109	91	96	111	89	99	75	92	72	74	859	▼	1,097

This report reflects data in the case management system. Numbers will update accordingly as reports are refreshed and posted.

CPSS-CCMS-10.11 CASELOAD STATISTICS OF THE CIRCUIT COURTS

Accomack

January 2023 -- September 2024 Dispositions

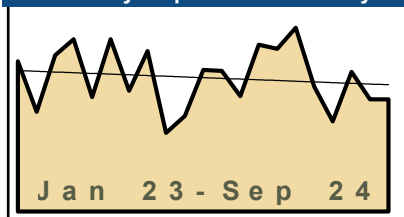
Alexandria and Fairfax Circuit are not Included in State Totals

Dashboard

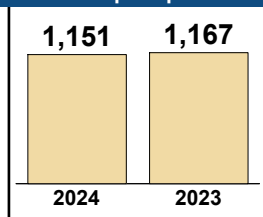
Court: Accomack Circuit
Start/End Date: Jan-23 / Sep-24
2023 Average Month: 127
Jan-Sep 2023: 1,167
Dispositions Trending: ↔

Circuit/Court ID: 2 202001
Type of Case: Dispositions
2024 Average Month: 128
Jan-Sep 2024 : 1,151
Overall AVG. Month: 128

Monthly Dispositions Summary



Jan --- Sep Dispositions



Dispositions by Division

Divisions		Jan	Feb	Mar	Apr	May	Jun	Jul	Aug	Sep	Oct	Nov	Dec	Thru Sep	% Change	Total
Total	2024	110	159	155	175	119	86	133	107	107	-	-	-	1,151	-1%	1,151
	2023	143	95	149	164	109	164	115	153	75	91	135	134	1,167	▼	1,527
Civil	2024	8	10	37	8	21	8	10	14	9	-	-	-	125	28%	125
	2023	7	15	10	21	14	5	7	14	5	12	16	12	98	▲	138
Criminal	2024	60	111	26	82	59	40	68	54	82	-	-	-	582	20%	582
	2023	31	44	45	57	24	102	59	80	42	44	43	53	484	▲	624
Concealed Handgun Permits	2024	28	27	55	75	33	34	35	24	8	-	-	-	319	-34%	319
	2023	97	32	80	78	59	45	30	45	20	26	67	59	486	▼	638
Miscellaneous/ Other	2024	14	11	37	10	6	4	20	15	8	-	-	-	125	26%	125
	2023	8	4	14	8	12	12	19	14	8	9	9	10	99	▲	127

Dispositions by Case Category

Case Categories		Jan	Feb	Mar	Apr	May	Jun	Jul	Aug	Sep	Oct	Nov	Dec	Thru Sep	% Change	Total
Administrative Law	2024	-	1	-	-	-	-	-	-	-	-	-	-	1	0%	1
	2023	-	-	-	-	-	-	1	-	-	-	-	-	1	↔	1
Capital Murder	2024	2	-	-	-	-	-	-	-	-	-	-	-	2	100%	2
	2023	-	-	-	-	-	-	1	-	-	-	-	-	1	▲	1
Contested Divorce	2024	1	1	7	1	8	1	1	3	1	-	-	-	24	41%	24
	2023	-	3	2	3	3	2	-	3	1	2	4	2	17	▲	25
Domestic and Family - Level 1	2024	-	-	-	1	1	-	1	-	2	-	-	-	5	0%	5
	2023	-	2	2	-	-	-	-	1	-	1	-	1	5	↔	7
Domestic and Family - Level 2	2024	-	-	-	-	-	1	2	-	-	-	-	-	3	-25%	3
	2023	-	-	-	-	1	1	-	-	2	-	2	-	4	▼	6
Felonies and Related Matters	2024	42	31	20	53	41	23	58	40	71	-	-	-	379	16%	379
	2023	22	26	31	34	22	69	36	60	26	22	35	32	326	▲	415
General Civil - Level 1	2024	-	-	1	-	1	1	-	1	-	-	-	-	4	4	4
	2023	-	-	-	-	-	-	-	-	-	1	-	-	0	↔	1
General Civil - Level 2	2024	5	1	13	3	-	-	2	3	1	-	-	-	28	115%	28
	2023	1	2	2	-	2	1	1	4	-	2	2	-	13	▲	17
General Civil - Level 3	2024	7	4	12	1	2	2	5	4	5	-	-	-	42	-14%	42
	2023	5	3	5	11	6	2	6	7	4	2	5	5	49	▼	61
Miscellaneous Civil	2024	36	37	76	81	38	37	50	34	15	-	-	-	404	-27%	404
	2023	103	35	91	84	68	53	46	52	25	32	72	66	557	▼	727
Misdemeanor	2024	15	70	7	25	17	13	9	12	11	-	-	-	179	40%	179
	2023	8	12	14	22	3	28	13	14	14	17	9	15	128	▲	169
Other	2024	-	-	2	1	-	-	-	-	-	-	-	-	3	200%	3
	2023	-	-	-	-	-	-	-	1	-	-	-	1	1	▲	2
Other Criminally Related Matters	2024	1	10	-	4	1	4	1	2	-	-	-	-	23	-28%	23
	2023	2	6	-	1	-	6	9	6	2	5	-	6	32	▼	43
Probates/Wills & Trusts - Level 2	2024	-	-	-	-	-	-	-	-	-	-	-	-	0	-100%	0
	2023	1	-	-	-	-	-	-	1	-	1	-	-	2	▼	3
Protective Orders	2024	-	-	-	-	1	-	-	-	-	-	-	-	1	0%	1
	2023	-	-	-	1	-	-	-	-	-	-	-	-	1	↔	1
Uncontested Divorce	2024	1	4	17	5	9	4	4	8	1	-	-	-	53	77%	53
	2023	1	6	2	8	4	2	2	4	1	6	6	6	30	▲	48

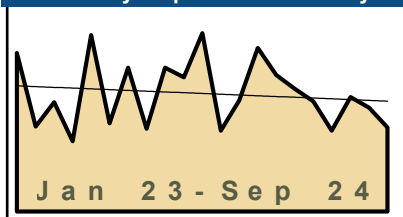
This report reflects data in the case management system. Numbers will update accordingly as reports are refreshed and posted.

Dashboard

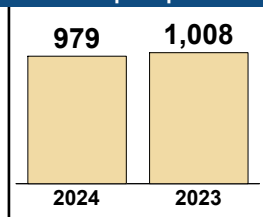
Court: Northampton Circuit
Start/End Date: Jan-23 / Sep-24
2023 Average Month: 115
Jan-Sep 2023: 1,008
Dispositions Trending: ▼

Circuit/Court ID: 2 202131
Type of Case: Dispositions
2024 Average Month: 109
Jan-Sep 2024 : 979
Overall AVG. Month: 112

Monthly Dispositions Summary



Jan --- Sep Dispositions



Dispositions by Division

Divisions		Jan	Feb	Mar	Apr	May	Jun	Jul	Aug	Sep	Oct	Nov	Dec	Thru Sep	% Change	Total
Total	2024	106	156	130	117	105	77	109	99	80	-	-	-	979	-3%	979
	2023	151	81	104	67	168	84	137	79	137	128	170	77	1,008	▼	1,383
Civil	2024	5	23	15	19	5	6	4	5	1	-	-	-	83	51%	83
	2023	3	10	2	6	4	5	1	2	22	5	8	8	55	▲	76
Criminal	2024	75	93	74	64	71	50	63	61	65	-	-	-	616	-19%	616
	2023	116	49	84	40	142	66	122	49	92	101	132	51	760	▼	1,044
Concealed Handgun Permits	2024	14	21	24	18	14	7	15	19	10	-	-	-	142	-7%	142
	2023	29	15	14	17	18	11	10	24	15	15	28	16	153	▼	212
Miscellaneous/ Other	2024	12	18	17	16	15	14	27	14	4	-	-	-	137	243%	137
	2023	3	7	4	4	4	2	4	4	8	7	2	2	40	▲	51
Others	2024	-	1	-	-	-	-	-	-	-	-	-	-	1	1	1
	2023	-	-	-	-	-	-	-	-	-	-	-	-	0	↔	0

Dispositions by Case Category

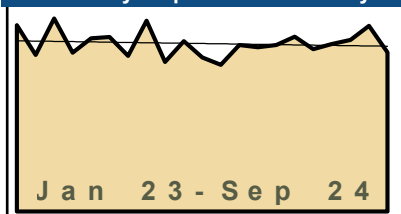
Case Categories		Jan	Feb	Mar	Apr	May	Jun	Jul	Aug	Sep	Oct	Nov	Dec	Thru Sep	% Change	Total
Administrative Law	2024	-	-	-	1	-	-	-	-	-	-	-	-	1	-67%	1
	2023	-	2	-	1	-	-	-	-	-	-	-	-	3	▼	3
Capital Murder	2024	-	-	-	-	-	-	-	-	-	-	-	-	0	-100%	0
	2023	-	-	-	-	1	-	-	-	-	-	1	-	1	▼	2
Contested Divorce	2024	1	-	-	2	-	-	1	-	-	-	-	-	4	-33%	4
	2023	-	2	-	1	1	1	-	-	1	-	-	2	6	▼	8
Domestic and Family - Level 1	2024	-	-	-	-	-	-	-	-	-	-	-	-	0	-100%	0
	2023	-	1	-	-	-	1	-	-	-	1	-	-	2	▼	3
Domestic and Family - Level 2	2024	-	3	1	-	-	-	-	-	-	-	-	-	4	300%	4
	2023	-	1	-	-	-	-	-	-	-	-	-	-	1	▲	1
Felonies and Related Matters	2024	29	53	23	33	20	25	19	29	25	-	-	-	256	-20%	256
	2023	22	25	32	30	66	34	66	21	23	60	68	18	319	▼	465
General Civil - Level 1	2024	1	-	-	-	-	-	-	-	-	-	-	-	1	1	1
	2023	1	-	-	-	-	-	-	-	-	-	-	-	0	↔	0
General Civil - Level 2	2024	1	10	14	14	3	6	1	1	2	-	-	-	52	86%	52
	2023	-	2	1	2	-	3	-	1	19	3	7	2	28	▲	40
General Civil - Level 3	2024	2	11	2	6	1	1	1	2	-	-	-	-	26	333%	26
	2023	-	1	-	1	1	-	1	1	2	2	1	2	6	▲	11
Miscellaneous Civil	2024	20	26	29	23	16	11	20	21	12	-	-	-	178	-4%	178
	2023	32	21	18	19	21	13	13	28	20	21	30	18	185	▼	254
Misdemeanor	2024	33	38	38	30	39	21	30	32	24	-	-	-	285	-21%	285
	2023	82	22	44	10	56	28	44	27	48	36	53	28	361	▼	478
Other	2024	5	7	9	2	11	9	22	12	1	-	-	-	78	78	78
	2023	-	-	-	-	-	-	-	-	-	-	-	-	0	↔	0
Other Criminally Related Matters	2024	13	2	13	3	12	4	14	-	16	-	-	-	77	-6%	77
	2023	13	2	8	1	20	4	12	1	21	5	10	5	82	▼	102
Probates/Wills & Trusts - Level 1	2024	-	2	-	-	-	-	-	-	-	-	-	-	2	2	2
	2023	-	-	-	-	-	-	-	-	-	-	-	-	0	↔	0
Probates/Wills & Trusts - Level 2	2024	-	3	-	-	-	-	-	-	-	-	-	-	3	3	3
	2023	-	-	-	-	-	-	-	-	-	-	-	1	0	↔	1
Uncontested Divorce	2024	1	1	1	3	3	-	1	2	-	-	-	-	12	-14%	12
	2023	2	3	1	2	2	-	1	-	3	-	-	1	14	▼	15

Dashboard

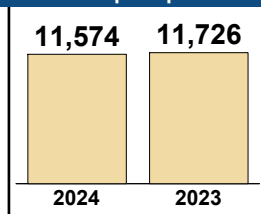
Court: Virginia Beach Circuit
Start/End Date: Jan-23 / Sep-24
2023 Average Month: 1,276
Jan-Sep 2023: 11,726
Dispositions Trending: ↔

Circuit/Court ID: 2 202810
Type of Case: Dispositions
2024 Average Month: 1,286
Jan-Sep 2024 : 11,574
Overall AVG. Month: 1,280

Monthly Dispositions Summary



Jan --- Sep Dispositions



Dispositions by Division

Divisions		Jan	Feb	Mar	Apr	May	Jun	Jul	Aug	Sep	Oct	Nov	Dec	Thru Sep	% Change	Total
Total	2024	1,270	1,252	1,270	1,332	1,237	1,277	1,308	1,416	1,212	-	-	-	11,574	-1%	11,574
	2023	1,419	1,193	1,471	1,211	1,320	1,330	1,186	1,455	1,141	1,298	1,173	1,119	11,726	▼	15,316
Civil	2024	280	296	305	322	329	342	305	364	266	-	-	-	2,809	-4%	2,809
	2023	360	307	345	315	314	309	284	378	302	321	294	289	2,914	▼	3,818
Criminal	2024	655	630	635	637	550	556	642	583	573	-	-	-	5,461	2%	5,461
	2023	613	540	701	541	621	582	499	700	533	623	583	485	5,330	▲	7,021
Concealed Handgun Permits	2024	-	-	-	-	-	-	-	-	-	-	-	-	0	-100%	0
	2023	-	-	2	-	-	-	-	-	-	-	-	-	2	▼	2
Miscellaneous/ Other	2024	335	325	327	373	358	378	360	468	371	-	-	-	3,295	-5%	3,295
	2023	446	346	423	355	385	438	402	377	305	352	296	344	3,477	▼	4,469
Others	2024	-	1	3	-	-	1	1	1	2	-	-	-	9	200%	9
	2023	-	-	-	-	-	1	1	-	1	2	-	1	3	▲	6

Dispositions by Case Category

Case Categories		Jan	Feb	Mar	Apr	May	Jun	Jul	Aug	Sep	Oct	Nov	Dec	Thru Sep	% Change	Total
Administrative Law	2024	1	2	-	-	2	-	2	1	1	-	-	-	9	50%	9
	2023	3	1	-	-	1	-	-	1	-	2	-	-	6	▲	8
Capital Murder	2024	-	2	1	1	-	-	2	-	-	-	-	-	6	50%	6
	2023	1	-	-	-	3	-	-	-	-	-	-	-	4	▲	4
Contested Divorce	2024	25	22	23	29	23	28	20	26	26	-	-	-	222	-11%	222
	2023	33	20	26	31	36	27	21	27	28	26	18	20	249	▼	313
Domestic and Family - Level 1	2024	29	35	33	41	28	29	31	45	36	-	-	-	307	-6%	307
	2023	39	41	37	34	35	26	24	47	45	31	34	32	328	▼	425
Domestic and Family - Level 2	2024	20	15	24	17	18	26	24	23	15	-	-	-	182	21%	182
	2023	25	15	21	16	11	15	17	17	13	22	17	17	150	▲	206
Felonies and Related Matters	2024	404	397	388	397	328	293	377	326	353	-	-	-	3,263	3%	3,263
	2023	392	338	400	337	379	343	307	395	285	379	348	284	3,176	▲	4,187
General Civil - Level 1	2024	1	5	4	1	-	3	4	3	4	-	-	-	25	-34%	25
	2023	1	2	5	4	6	4	4	6	6	-	4	9	38	▼	51
General Civil - Level 2	2024	57	69	59	78	56	72	44	85	50	-	-	-	570	-4%	570
	2023	88	76	85	61	48	64	41	64	64	62	49	42	591	▼	744
General Civil - Level 3	2024	92	105	111	112	122	103	109	122	89	-	-	-	965	-9%	965
	2023	116	108	101	131	124	120	117	135	107	114	102	113	1,059	▼	1,388
Miscellaneous Civil	2024	134	142	138	201	187	165	168	223	209	-	-	-	1,567	-7%	1,567
	2023	212	153	191	159	194	212	238	186	143	122	139	129	1,688	▼	2,078
Misdemeanor	2024	204	205	213	204	180	220	196	204	190	-	-	-	1,816	0%	1,816
	2023	195	173	249	179	214	189	156	266	189	212	204	179	1,810	▲	2,405
Other	2024	185	155	176	139	161	207	178	221	146	-	-	-	1,568	0%	1,568
	2023	207	163	217	151	169	206	158	168	135	214	158	196	1,574	▼	2,142
Other Criminally Related Matters	2024	55	35	40	42	50	47	73	56	33	-	-	-	431	11%	431
	2023	28	31	60	28	26	56	42	54	65	38	37	28	390	▲	493
Probates/Wills & Trusts - Level 1	2024	-	1	1	-	-	-	-	-	2	-	-	-	4	0%	4
	2023	-	-	-	1	-	1	-	2	-	-	1	1	4	↔	6
Probates/Wills & Trusts - Level 2	2024	13	7	9	17	20	17	17	15	12	-	-	-	127	-6%	127
	2023	7	16	9	14	17	17	21	23	11	21	8	11	135	▼	175
Protective Orders	2024	-	3	-	1	1	1	1	1	-	-	-	-	8	167%	8
	2023	-	-	-	-	1	-	-	2	-	2	-	3	3	▲	8
Uncontested Divorce	2024	50	52	50	52	61	66	62	65	46	-	-	-	504	-3%	504
	2023	72	56	70	65	56	50	40	62	50	53	54	55	521	▼	683

Dashboard		Monthly Dispositions Summary		Jan --- Sep Dispositions	
<p>Court: Portsmouth Circuit Start/End Date: Jan-23 / Sep-24 2023 Average Month: 717 Jan-Sep 2023: 6,838 Dispositions Trending: ▼</p>	<p>Circuit/Court ID: 3 203740 Type of Case: Dispositions 2024 Average Month: 604 Jan-Sep 2024 : 5,434 Overall AVG. Month: 668</p>	<p style="text-align: center; font-weight: bold;">Jan 23 - Sep 24</p>		<p style="text-align: center; font-weight: bold;">5,434 6,838</p> <p style="text-align: center;">2024 2023</p>	

Dispositions by Division																
Divisions		Jan	Feb	Mar	Apr	May	Jun	Jul	Aug	Sep	Oct	Nov	Dec	Thru Sep	% Change	Total
Total	2024	636	624	756	546	532	658	548	570	564	-	-	-	5,434	-21%	5,434
	2023	870	930	961	857	750	617	683	561	609	628	647	490	6,838	▼	8,603
Civil	2024	232	186	280	176	181	233	193	192	219	-	-	-	1,892	-20%	1,892
	2023	224	349	299	348	259	196	309	180	200	231	279	159	2,364	▼	3,033
Criminal	2024	167	146	122	118	134	156	154	131	171	-	-	-	1,299	-10%	1,299
	2023	203	173	224	153	202	120	105	133	127	161	141	126	1,440	▼	1,868
Concealed Handgun Permits	2024	77	144	144	104	77	151	104	131	81	-	-	-	1,013	-8%	1,013
	2023	197	171	163	117	98	90	79	64	123	72	107	83	1,102	▼	1,364
Miscellaneous/ Other	2024	160	148	210	148	140	118	96	116	93	-	-	-	1,229	-36%	1,229
	2023	246	237	274	239	191	210	190	180	159	164	120	122	1,926	▼	2,332
Others	2024	-	-	-	-	-	-	1	-	-	-	-	-	1	-83%	1
	2023	-	-	1	-	-	1	-	4	-	-	-	-	6	▼	6

Dispositions by Case Category																
Case Categories		Jan	Feb	Mar	Apr	May	Jun	Jul	Aug	Sep	Oct	Nov	Dec	Thru Sep	% Change	Total
Administrative Law	2024	2	-	3	-	-	-	-	1	1	-	-	-	7	-22%	7
	2023	-	1	2	1	1	1	1	1	1	-	-	1	9	▼	10
Capital Murder	2024	4	-	-	-	-	2	-	-	1	-	-	-	7	600%	7
	2023	-	-	-	1	-	-	-	-	-	-	-	2	1	▲	3
Contested Divorce	2024	7	3	7	15	3	6	10	2	12	-	-	-	65	-30%	65
	2023	6	14	16	22	8	5	8	2	12	18	13	8	93	▼	132
Domestic and Family - Level 1	2024	8	13	13	4	21	11	12	7	8	-	-	-	97	-54%	97
	2023	3	99	16	6	13	46	6	12	9	7	12	9	210	▼	238
Domestic and Family - Level 2	2024	1	-	2	-	6	8	1	2	2	-	-	-	22	-4%	22
	2023	1	9	1	3	1	-	4	2	2	2	5	5	23	▼	35
Felonies and Related Matters	2024	107	91	79	73	79	88	99	75	107	-	-	-	798	-6%	798
	2023	138	94	150	94	106	56	70	89	53	131	80	69	850	▼	1,130
General Civil	2024	5	1	9	3	5	7	2	1	1	-	-	-	34	-55%	34
	2023	27	8	-	-	7	4	3	15	12	4	6	4	76	▼	90
General Civil - Level 1	2024	2	2	2	1	-	-	-	-	3	-	-	-	10	-52%	10
	2023	2	1	2	9	2	3	1	-	1	1	1	1	21	▼	24
General Civil - Level 2	2024	20	8	15	19	21	10	20	10	18	-	-	-	141	-20%	141
	2023	10	7	27	59	16	12	19	12	14	21	28	12	176	▼	237
General Civil - Level 3	2024	153	141	215	122	108	177	122	167	139	-	-	-	1,344	-14%	1,344
	2023	188	164	195	180	193	117	251	148	135	160	194	106	1,571	▼	2,031
Miscellaneous Civil	2024	148	196	247	166	156	232	148	213	157	-	-	-	1,663	-20%	1,663
	2023	310	260	299	275	192	211	196	137	204	140	162	157	2,084	▼	2,543
Misdemeanor	2024	44	44	30	33	41	45	37	37	37	-	-	-	348	-5%	348
	2023	45	54	41	31	59	31	23	21	62	24	35	38	367	▼	464
Other	2024	74	86	98	76	53	27	50	20	14	-	-	-	498	-44%	498
	2023	105	163	126	88	93	83	69	90	66	86	59	42	883	▼	1,070
Other Criminally Related Matters	2024	22	14	16	12	14	22	19	20	27	-	-	-	166	-32%	166
	2023	20	35	36	29	38	34	16	24	12	8	26	19	244	▼	297
Probates/Wills & Trusts - Level 1	2024	2	-	1	1	1	-	1	4	-	-	-	-	10	100%	10
	2023	-	-	-	1	2	1	1	-	-	-	-	-	5	▲	5
Probates/Wills & Trusts - Level 2	2024	4	2	3	1	2	4	5	2	6	-	-	-	29	4%	29
	2023	-	1	6	10	4	3	1	3	-	6	1	4	28	▲	39
Protective Orders	2024	-	-	-	-	-	-	-	-	-	-	-	-	0	-100%	0
	2023	-	1	4	3	2	-	-	-	-	-	-	-	10	▼	10
Uncontested Divorce	2024	33	23	16	20	22	19	22	9	31	-	-	-	195	4%	195
	2023	15	19	40	45	13	10	14	5	26	20	22	16	187	▲	245

CPSS-CCMS-10.11 CASELOAD STATISTICS OF THE CIRCUIT COURTS

Norfolk

January 2023 -- September 2024 Dispositions

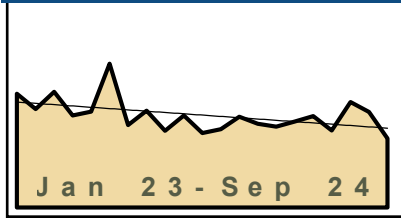
Alexandria and Fairfax Circuit are not Included in State Totals

Dashboard

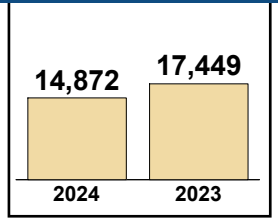
Court: Norfolk Circuit
Start/End Date: Jan-23 / Sep-24
2023 Average Month: 1,842
Jan-Sep 2023: 17,449
Dispositions Trending: ▼

Circuit/Court ID: 4 204710
Type of Case: Dispositions
2024 Average Month: 1,652
Jan-Sep 2024 : 14,872
Overall AVG. Month: 1,761

Monthly Dispositions Summary



Jan --- Sep Dispositions



Dispositions by Division

Divisions		Jan	Feb	Mar	Apr	May	Jun	Jul	Aug	Sep	Oct	Nov	Dec	Thru Sep	% Change	Total
Total	2024	1,732	1,598	1,543	1,638	1,743	1,467	2,012	1,821	1,318	-	-	-	14,872	-15%	14,872
	2023	2,170	1,873	2,205	1,751	1,830	2,741	1,574	1,844	1,461	1,751	1,418	1,490	17,449	▼	22,108
Civil	2024	396	410	432	383	450	374	425	417	408	-	-	-	3,695	2%	3,695
	2023	347	350	443	447	403	470	364	395	404	393	371	405	3,623	▲	4,792
Criminal	2024	398	381	419	304	374	327	410	483	301	-	-	-	3,397	-8%	3,397
	2023	430	317	467	381	312	429	380	526	458	421	402	418	3,700	▼	4,941
Concealed Handgun Permits	2024	217	237	205	232	191	177	181	190	161	-	-	-	1,791	-14%	1,791
	2023	270	237	316	251	227	191	198	207	180	197	171	191	2,077	▼	2,636
Miscellaneous/ Other	2024	719	567	479	712	722	578	992	725	442	-	-	-	5,936	-26%	5,936
	2023	1,121	966	979	672	888	1,649	632	713	419	738	471	476	8,039	▼	9,724
Others	2024	2	3	8	7	6	11	4	6	6	-	-	-	53	430%	53
	2023	2	3	-	-	-	2	-	3	-	2	3	-	10	▲	15

Dispositions by Case Category

Case Categories		Jan	Feb	Mar	Apr	May	Jun	Jul	Aug	Sep	Oct	Nov	Dec	Thru Sep	% Change	Total
Administrative Law	2024	5	4	3	4	2	3	7	6	2	-	-	-	36	3%	36
	2023	6	3	7	3	1	3	4	6	2	8	5	3	35	▲	51
Capital Murder	2024	-	3	-	-	1	1	-	-	-	-	-	-	5	5	5
	2023	-	-	-	-	-	-	-	-	-	-	-	-	0	↔	0
Contested Divorce	2024	72	93	88	69	87	53	88	100	75	-	-	-	725	-2%	725
	2023	70	70	88	108	88	91	67	84	74	72	78	96	740	▼	986
Domestic and Family - Level 1	2024	42	30	20	33	40	31	35	29	31	-	-	-	291	22%	291
	2023	39	37	26	22	18	38	13	24	22	55	37	28	239	▲	359
Domestic and Family - Level 2	2024	32	20	19	23	20	22	44	14	13	-	-	-	207	9%	207
	2023	27	18	25	19	24	21	17	24	15	23	18	23	190	▲	254
Felonies and Related Matters	2024	295	263	279	217	258	252	304	356	196	-	-	-	2,420	-4%	2,420
	2023	291	233	339	269	185	309	242	359	296	288	288	280	2,523	▼	3,379
General Civil - Level 1	2024	2	3	8	5	4	7	8	2	5	-	-	-	44	42%	44
	2023	3	3	5	3	2	7	3	4	1	1	5	6	31	▲	43
General Civil - Level 2	2024	58	47	43	49	45	55	44	42	46	-	-	-	429	11%	429
	2023	35	43	44	48	34	47	41	50	43	36	46	41	385	▲	508
General Civil - Level 3	2024	101	93	89	93	95	81	148	108	78	-	-	-	886	6%	886
	2023	94	72	116	80	95	106	78	110	83	104	69	56	834	▲	1,063
Miscellaneous Civil	2024	739	669	562	714	700	607	862	676	446	-	-	-	5,975	-32%	5,975
	2023	1,181	1,022	1,086	807	986	1,733	736	765	508	782	526	563	8,824	▼	10,695
Misdemeanor	2024	56	69	92	46	68	59	69	83	54	-	-	-	596	-24%	596
	2023	98	61	88	68	76	83	92	119	95	88	67	93	780	▼	1,028
Other	2024	97	44	40	113	113	79	131	122	111	-	-	-	850	59%	850
	2023	103	105	94	56	43	41	37	35	22	45	57	49	536	▲	687
Other Criminally Related Matters	2024	49	52	53	43	49	20	39	59	61	-	-	-	425	-9%	425
	2023	48	33	46	52	57	49	50	59	71	49	51	47	465	▼	612
Probates/Wills & Trusts - Level 1	2024	1	3	2	1	6	3	2	3	-	-	-	-	21	17%	21
	2023	-	4	1	1	1	1	3	5	2	5	2	3	18	▲	28
Probates/Wills & Trusts - Level 2	2024	21	21	29	25	26	17	24	23	11	-	-	-	197	0%	197
	2023	18	25	28	25	25	15	13	33	15	23	16	24	197	↔	260
Protective Orders	2024	8	5	7	4	4	4	1	2	2	-	-	-	37	6%	37
	2023	2	2	5	3	3	6	4	3	7	4	1	7	35	▲	47
Uncontested Divorce	2024	154	179	209	199	225	173	206	196	187	-	-	-	1,728	7%	1,728
	2023	155	142	207	187	192	191	174	164	205	168	152	171	1,617	▲	2,108

This report reflects data in the case management system. Numbers will update accordingly as reports are refreshed and posted.

CPSS-CCMS-10.11 CASELOAD STATISTICS OF THE CIRCUIT COURTS

Isle of Wight

January 2023 -- September 2024 Dispositions

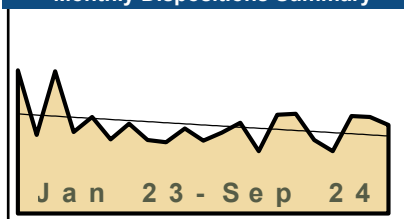
Alexandria and Fairfax Circuit are not Included in State Totals

Dashboard

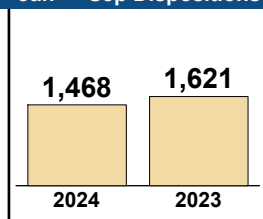
Court: Isle of Wight Circuit
Start/End Date: Jan-23 / Sep-24
2023 Average Month: 173
Jan-Sep 2023: 1,621
Dispositions Trending: ▼

Circuit/Court ID: 5 205093
Type of Case: Dispositions
2024 Average Month: 163
Jan-Sep 2024 : 1,468
Overall AVG. Month: 169

Monthly Dispositions Summary



Jan --- Sep Dispositions



Dispositions by Division

Divisions		Jan	Feb	Mar	Apr	May	Jun	Jul	Aug	Sep	Oct	Nov	Dec	Thru Sep	% Change	Total
Total	2024	173	119	188	190	140	119	186	184	169	-	-	-	1,468	-9%	1,468
	2023	273	150	271	155	184	141	171	140	136	162	139	154	1,621	▼	2,076
Civil	2024	13	31	17	38	24	13	13	16	15	-	-	26	180	-4%	180
	2023	26	11	23	23	24	26	20	17	17	21	32	26	187	▼	266
Criminal	2024	41	21	28	44	46	60	73	58	55	-	-	34	426	7%	426
	2023	59	38	56	42	29	56	46	37	34	34	23	34	397	▲	488
Concealed Handgun Permits	2024	98	50	110	79	54	34	86	93	89	-	-	-	693	-13%	693
	2023	153	86	154	67	104	30	78	65	60	77	67	73	797	▼	1,014
Miscellaneous/ Other	2024	21	17	32	29	16	12	14	17	10	-	-	-	168	-29%	168
	2023	34	15	38	22	27	29	27	21	25	30	17	21	238	▼	306
Others	2024	-	-	1	-	-	-	-	-	-	-	-	-	1	-50%	1
	2023	1	-	-	1	-	-	-	-	-	-	-	-	2	▼	2

Dispositions by Case Category

Case Categories		Jan	Feb	Mar	Apr	May	Jun	Jul	Aug	Sep	Oct	Nov	Dec	Thru Sep	% Change	Total
Administrative Law	2024	-	1	-	-	-	-	-	-	1	-	-	-	2	2	2
	2023	-	-	-	-	-	-	-	-	-	-	1	-	0	↔	1
Contested Divorce	2024	2	3	4	5	4	2	3	1	3	-	-	-	27	8%	27
	2023	2	4	2	2	2	2	5	4	2	8	6	1	25	▲	40
Domestic and Family - Level 1	2024	-	-	-	9	-	-	1	1	3	-	-	-	14	-30%	14
	2023	7	1	2	-	-	4	2	2	2	2	2	3	20	▼	27
Domestic and Family - Level 2	2024	-	2	1	2	4	2	1	-	-	-	-	-	12	0%	12
	2023	3	-	3	2	1	-	2	-	1	-	1	3	12	↔	16
Felonies and Related Matters	2024	24	10	18	33	27	38	46	42	34	-	-	-	272	-7%	272
	2023	41	23	44	32	20	43	32	31	26	16	17	20	292	▼	345
General Civil - Level 1	2024	1	-	-	-	-	1	-	-	-	-	-	-	2	2	2
	2023	-	-	-	-	-	-	-	-	-	-	1	-	0	↔	1
General Civil - Level 2	2024	4	9	3	11	3	2	4	3	-	-	-	-	39	11%	39
	2023	3	3	5	3	3	7	3	4	4	4	4	5	35	▲	48
General Civil - Level 3	2024	1	3	2	2	5	1	1	-	2	-	-	-	17	-41%	17
	2023	-	2	2	9	4	4	1	3	4	3	3	4	29	▼	39
Miscellaneous Civil	2024	117	62	131	103	61	42	94	107	99	-	-	-	816	-13%	816
	2023	171	94	173	79	119	51	95	78	76	102	77	82	936	▼	1,197
Misdemeanor	2024	11	6	6	7	9	19	19	6	18	-	-	-	101	68%	101
	2023	14	6	9	4	5	7	9	1	5	9	4	5	60	▲	78
Other	2024	3	4	10	6	10	4	5	-	-	-	-	-	42	-58%	42
	2023	18	7	19	11	12	7	10	8	9	5	4	9	101	▼	119
Other Criminally Related Matters	2024	6	5	5	5	10	3	8	10	3	-	-	-	55	15%	55
	2023	4	9	3	8	4	7	5	5	3	9	2	9	48	▲	68
Probates/Wills & Trusts - Level 1	2024	-	-	-	-	-	-	-	1	-	-	-	-	1	-50%	1
	2023	-	-	1	-	1	-	-	-	-	-	1	-	2	▼	3
Probates/Wills & Trusts - Level 2	2024	3	2	2	1	3	1	1	-	-	-	-	-	13	333%	13
	2023	1	-	-	-	-	-	2	-	-	-	3	2	3	▲	8
Uncontested Divorce	2024	1	12	6	6	4	4	3	13	6	-	-	-	55	-5%	55
	2023	9	1	8	5	13	9	5	4	4	4	13	11	58	▼	86

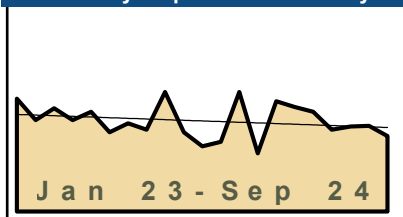
This report reflects data in the case management system. Numbers will update accordingly as reports are refreshed and posted.

Dashboard

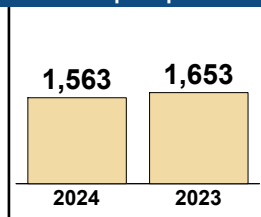
Court: Southampton Circuit
Start/End Date: Jan-23 / Sep-24
2023 Average Month: 172
Jan-Sep 2023: 1,653
Dispositions Trending: ▼

Circuit/Court ID: 5 205175
Type of Case: Dispositions
2024 Average Month: 174
Jan-Sep 2024 : 1,563
Overall AVG. Month: 173

Monthly Dispositions Summary



Jan --- Sep Dispositions



Dispositions by Division

Divisions		Jan	Feb	Mar	Apr	May	Jun	Jul	Aug	Sep	Oct	Nov	Dec	Thru Sep	% Change	Total
Total	2024	228	111	210	199	190	156	162	163	144	-	-	-	1,563	-5%	1,563
	2023	215	174	197	174	190	151	168	156	228	151	124	133	1,653	▼	2,061
Civil	2024	18	15	16	17	20	15	22	10	19	-	-	-	152	9%	152
	2023	13	15	14	19	14	10	21	21	12	16	19	18	139	▲	192
Criminal	2024	93	59	95	86	114	67	73	98	69	-	-	-	754	-3%	754
	2023	84	69	64	88	113	60	94	80	128	57	55	64	780	▼	956
Concealed Handgun Permits	2024	81	7	82	50	20	35	33	25	41	-	-	-	374	-22%	374
	2023	87	73	95	45	36	43	32	21	48	46	30	33	480	▼	589
Miscellaneous/ Other	2024	35	30	17	46	35	39	34	30	15	-	-	-	281	11%	281
	2023	30	17	24	22	27	38	21	34	40	32	20	18	253	▲	323
Others	2024	1	-	-	-	1	-	-	-	-	-	-	-	2	100%	2
	2023	1	-	-	-	-	-	-	-	-	-	-	-	1	▲	1

Dispositions by Case Category

Case Categories		Jan	Feb	Mar	Apr	May	Jun	Jul	Aug	Sep	Oct	Nov	Dec	Thru Sep	% Change	Total
Contested Divorce	2024	2	-	3	1	-	3	2	-	2	-	-	-	13	-7%	13
	2023	3	1	-	2	1	2	3	-	2	-	1	4	14	▼	19
Domestic and Family - Level 1	2024	4	-	1	1	-	-	2	2	-	-	-	-	10	100%	10
	2023	-	-	-	-	-	1	3	1	-	-	1	-	5	▲	6
Domestic and Family - Level 2	2024	-	1	-	1	1	-	-	1	-	-	-	-	4	100%	4
	2023	-	-	-	1	-	-	-	1	-	-	1	1	2	▲	4
Felonies and Related Matters	2024	56	37	56	56	77	36	38	48	41	-	-	-	445	-6%	445
	2023	47	49	44	49	68	39	55	43	80	44	36	30	474	▼	584
General Civil - Level 1	2024	-	2	-	-	-	1	-	-	-	-	-	-	3	-25%	3
	2023	-	1	-	-	-	-	1	-	2	-	-	1	4	▼	5
General Civil - Level 2	2024	-	6	-	4	5	2	2	2	6	-	-	-	27	-21%	27
	2023	3	7	2	6	2	2	3	5	4	3	3	5	34	▼	45
General Civil - Level 3	2024	4	3	3	8	5	5	7	2	5	-	-	-	42	2%	42
	2023	2	2	4	8	7	3	4	7	4	10	7	4	41	▲	62
Miscellaneous Civil	2024	92	19	94	66	32	44	45	33	48	-	-	-	473	-20%	473
	2023	101	79	106	58	43	63	41	34	67	63	41	40	592	▼	736
Misdemeanor	2024	31	7	15	20	29	18	14	20	18	-	-	-	172	-12%	172
	2023	23	12	11	23	28	17	18	24	40	6	10	17	196	▼	229
Other	2024	26	18	7	28	25	30	22	22	7	-	-	-	185	29%	185
	2023	20	11	13	8	19	18	15	20	19	15	10	11	143	▲	179
Other Criminally Related Matters	2024	6	15	24	10	8	13	21	30	10	-	-	-	137	22%	137
	2023	14	8	10	16	17	4	21	14	8	7	10	17	112	▲	146
Probates/Wills & Trusts - Level 1	2024	-	-	-	1	-	-	-	-	1	-	-	-	2	2	2
	2023	-	-	-	-	-	-	-	-	-	-	-	-	0	↔	0
Probates/Wills & Trusts - Level 2	2024	-	-	-	-	-	-	2	1	1	-	-	-	4	300%	4
	2023	-	-	-	-	-	-	-	1	-	-	2	-	1	▲	3
Protective Orders	2024	-	-	-	-	-	-	-	-	-	-	-	-	0	-100%	0
	2023	-	1	1	1	-	2	-	-	-	-	-	-	5	▼	5
Uncontested Divorce	2024	7	3	7	3	8	4	7	2	5	-	-	-	46	53%	46
	2023	2	3	6	2	5	-	4	6	2	3	2	3	30	▲	38

Dashboard		Monthly Dispositions Summary		Jan --- Sep Dispositions					
<p>Court: Suffolk Circuit Start/End Date: Jan-23 / Sep-24 2023 Average Month: 541 Jan-Sep 2023: 4,799 Dispositions Trending: ▲</p>	<p>Circuit/Court ID: 5 205800 Type of Case: Dispositions 2024 Average Month: 548 Jan-Sep 2024 : 4,934 Overall AVG. Month: 544</p>			<table border="1" style="margin: auto;"> <tr> <td style="text-align: center; width: 50px;">4,934</td> <td style="text-align: center; width: 50px;">4,799</td> </tr> <tr> <td style="text-align: center;">2024</td> <td style="text-align: center;">2023</td> </tr> </table>		4,934	4,799	2024	2023
4,934	4,799								
2024	2023								

Dispositions by Division																
Divisions		Jan	Feb	Mar	Apr	May	Jun	Jul	Aug	Sep	Oct	Nov	Dec	Thru Sep	% Change	Total
Total	2024	564	675	603	494	551	439	627	516	465	-	-	-	4,934	3%	4,934
	2023	648	372	688	547	592	494	516	476	466	558	656	481	4,799	▲	6,494
Civil	2024	91	141	70	86	96	60	137	58	59	-	-	-	798	39%	798
	2023	66	69	63	67	67	56	72	53	60	89	116	128	573	▲	906
Criminal	2024	230	295	304	217	267	216	281	274	203	-	-	-	2,287	3%	2,287
	2023	214	172	336	260	295	216	241	228	255	244	281	178	2,217	▲	2,920
Concealed Handgun Permits	2024	183	152	163	139	147	134	137	138	154	-	-	-	1,347	-18%	1,347
	2023	330	90	243	183	187	175	172	152	117	187	214	138	1,649	▼	2,188
Miscellaneous/ Other	2024	60	86	65	51	41	27	72	44	49	-	-	-	495	39%	495
	2023	38	41	46	36	43	46	31	43	33	38	44	37	357	▲	476
Others	2024	-	1	1	1	-	2	-	2	-	-	-	-	7	133%	7
	2023	-	-	-	1	-	1	-	-	1	-	1	-	3	▲	4

Dispositions by Case Category																
Case Categories		Jan	Feb	Mar	Apr	May	Jun	Jul	Aug	Sep	Oct	Nov	Dec	Thru Sep	% Change	Total
Administrative Law	2024	2	1	-	1	-	1	1	-	1	-	-	-	7	600%	7
	2023	-	-	-	-	-	1	-	-	-	-	-	-	1	▲	1
Capital Murder	2024	-	1	1	-	2	3	-	2	-	-	-	-	9	125%	9
	2023	1	-	1	-	-	-	1	-	1	-	-	1	4	▲	5
Contested Divorce	2024	9	16	9	10	11	6	21	9	6	-	-	-	97	56%	97
	2023	13	6	4	4	7	6	7	6	9	18	13	14	62	▲	107
Domestic and Family - Level 1	2024	6	9	3	10	6	2	15	5	7	-	-	-	63	17%	63
	2023	8	7	11	1	9	6	3	3	6	10	5	4	54	▲	73
Domestic and Family - Level 2	2024	9	12	8	9	31	9	15	6	9	-	-	-	108	77%	108
	2023	10	7	6	8	5	5	8	5	7	9	8	15	61	▲	93
Felonies and Related Matters	2024	145	223	212	113	166	156	159	144	143	-	-	-	1,461	9%	1,461
	2023	117	72	228	167	215	120	128	126	166	146	169	96	1,339	▲	1,750
General Civil - Level 1	2024	3	2	-	-	2	-	1	1	-	-	-	-	9	125%	9
	2023	-	-	-	1	-	1	1	1	-	4	2	3	4	▲	13
General Civil - Level 2	2024	17	31	18	16	12	7	20	18	14	-	-	-	153	51%	153
	2023	10	8	11	19	9	9	10	15	10	11	33	26	101	▲	171
General Civil - Level 3	2024	12	38	5	10	6	5	18	5	7	-	-	-	106	14%	106
	2023	8	24	4	9	12	8	18	5	5	9	17	12	93	▲	131
Miscellaneous Civil	2024	237	218	224	185	188	162	200	174	200	-	-	-	1,788	-10%	1,788
	2023	367	127	288	214	229	220	204	199	149	225	244	177	1,997	▼	2,643
Misdemeanor	2024	65	58	76	86	73	45	91	110	49	-	-	-	653	-11%	653
	2023	82	74	101	79	60	75	96	88	77	67	95	66	732	▼	960
Other	2024	-	4	2	3	2	4	3	3	4	-	-	-	25	150%	25
	2023	1	1	3	1	1	2	-	-	1	1	4	3	10	▲	18
Other Criminally Related Matters	2024	20	13	15	18	26	12	31	18	11	-	-	-	164	4%	164
	2023	14	26	11	16	20	21	24	15	11	32	18	15	158	▲	223
Probates/Wills & Trusts - Level 1	2024	1	6	-	2	1	-	1	-	-	-	-	-	11	450%	11
	2023	-	1	-	-	-	-	-	-	-	-	-	1	2	▲	3
Probates/Wills & Trusts - Level 2	2024	5	9	3	7	2	5	7	1	6	-	-	-	45	73%	45
	2023	3	-	4	3	4	4	2	3	3	6	5	6	26	▲	43
Uncontested Divorce	2024	33	34	27	24	23	22	44	20	8	-	-	-	235	52%	235
	2023	14	19	16	25	20	16	14	10	21	20	42	43	155	▲	260

CPSS-CCMS-10.11 CASELOAD STATISTICS OF THE CIRCUIT COURTS

Brunswick

January 2023 -- September 2024 Dispositions


Alexandria and Fairfax Circuit are not Included in State Totals

Dashboard

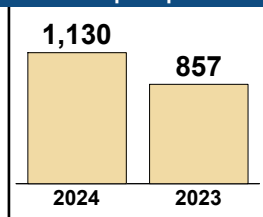
Court: Brunswick Circuit
Start/End Date: Jan-23 / Sep-24
2023 Average Month: 92
Jan-Sep 2023: 857
Dispositions Trending: ▲

Circuit/Court ID: 6 206025
Type of Case: Dispositions
2024 Average Month: 126
Jan-Sep 2024 : 1,130
Overall AVG. Month: 106

Monthly Dispositions Summary



Jan --- Sep Dispositions



Dispositions by Division

Divisions		Jan	Feb	Mar	Apr	May	Jun	Jul	Aug	Sep	Oct	Nov	Dec	Thru Sep	% Change	Total
Total	2024	172	140	135	129	104	86	120	127	117	-	-	-	1,130	32%	1,130
	2023	98	140	79	109	56	134	58	127	56	92	51	103	857	▲	1,103
Civil	2024	24	14	7	4	2	7	7	4	2	-	-	-	71	154%	71
	2023	1	5	2	3	3	7	3	3	1	6	3	3	28	▲	40
Criminal	2024	65	70	80	73	68	47	76	80	89	-	-	-	648	41%	648
	2023	37	92	42	55	33	80	37	57	27	48	12	56	460	▲	576
Concealed Handgun Permits	2024	30	42	39	38	24	21	30	35	15	-	-	-	274	2%	274
	2023	51	33	22	31	11	34	12	53	22	17	26	30	269	▲	342
Miscellaneous/ Other	2024	53	14	9	14	10	11	7	8	11	-	-	-	137	37%	137
	2023	9	10	13	20	9	13	6	14	6	19	10	14	100	▲	143
Others	2024	-	-	-	-	-	-	-	-	-	-	-	-	0	0	0
	2023	-	-	-	-	-	-	-	-	-	2	-	-	0	↔	2

Dispositions by Case Category

Case Categories		Jan	Feb	Mar	Apr	May	Jun	Jul	Aug	Sep	Oct	Nov	Dec	Thru Sep	% Change	Total
Administrative Law	2024	2	-	-	-	-	-	-	-	-	-	-	-	2	2	2
	2023	-	-	-	-	-	-	-	-	-	-	-	-	0	↔	0
Contested Divorce	2024	3	1	-	1	-	-	1	1	1	-	-	-	8	14%	8
	2023	1	-	1	2	-	1	1	-	1	-	-	-	7	▲	7
Domestic and Family - Level 1	2024	-	2	3	1	-	2	-	-	-	-	-	-	8	167%	8
	2023	-	-	1	-	-	2	-	-	-	5	-	-	3	▲	8
Domestic and Family - Level 2	2024	1	-	-	-	-	-	-	-	-	-	-	-	1	1	1
	2023	-	-	-	-	-	-	-	-	-	-	1	-	0	↔	1
Felonies and Related Matters	2024	36	25	62	40	45	14	58	39	42	-	-	-	361	48%	361
	2023	28	36	31	23	20	39	31	15	21	23	10	12	244	▲	289
General Civil - Level 1	2024	-	-	-	-	-	-	-	-	-	-	-	-	0	-100%	0
	2023	-	-	-	-	-	-	1	-	-	-	-	-	1	▼	1
General Civil - Level 2	2024	13	2	3	-	-	1	3	-	-	-	-	-	22	450%	22
	2023	-	2	-	-	-	1	1	-	-	-	-	2	4	▲	6
General Civil - Level 3	2024	6	1	1	2	-	2	1	2	-	-	-	-	15	150%	15
	2023	1	2	-	-	2	1	-	-	-	1	1	3	6	▲	11
Miscellaneous Civil	2024	72	49	43	48	27	28	34	39	22	-	-	-	362	13%	362
	2023	58	39	26	37	13	45	15	63	23	31	28	39	319	▲	417
Misdemeanor	2024	27	30	17	19	19	21	13	25	33	-	-	-	204	26%	204
	2023	8	42	11	22	11	29	6	27	6	12	2	9	162	▲	185
Other	2024	1	8	4	4	7	4	3	4	4	-	-	-	39	-19%	39
	2023	1	4	9	14	7	1	3	4	5	6	8	2	48	▼	64
Other Criminally Related Matters	2024	2	20	1	14	4	12	5	16	14	-	-	-	88	63%	88
	2023	1	14	-	10	2	12	-	15	-	13	-	35	54	▲	102
Probates/Wills & Trusts - Level 1	2024	-	-	-	-	-	-	-	1	-	-	-	-	1	1	1
	2023	-	-	-	-	-	-	-	-	-	-	-	-	0	↔	0
Probates/Wills & Trusts - Level 2	2024	2	-	-	-	-	-	1	-	-	-	-	-	3	3	3
	2023	-	-	-	-	-	-	-	-	-	-	-	-	0	↔	0
Protective Orders	2024	-	-	-	-	1	-	-	-	-	-	-	-	1	1	1
	2023	-	-	-	-	-	-	-	-	-	-	-	-	0	↔	0
Uncontested Divorce	2024	7	2	1	-	1	2	1	-	1	-	-	-	15	67%	15
	2023	-	1	-	1	1	3	-	3	-	1	1	1	9	▲	12

This report reflects data in the case management system. Numbers will update accordingly as reports are refreshed and posted.

Dashboard		Monthly Dispositions Summary		Jan --- Sep Dispositions					
<p>Court: Greenville Circuit Start/End Date: Jan-23 / Sep-24 2023 Average Month: 90 Jan-Sep 2023: 829 Dispositions Trending: ▲</p>	<p>Circuit/Court ID: 6 206081 Type of Case: Dispositions 2024 Average Month: 98 Jan-Sep 2024 : 886 Overall AVG. Month: 93</p>	<p style="text-align: center; font-weight: bold;">Jan 23 - Sep 24</p>		<table border="1" style="margin: auto;"> <tr> <td style="text-align: center; width: 50px;">886</td> <td style="text-align: center; width: 50px;">829</td> </tr> <tr> <td style="text-align: center;">2024</td> <td style="text-align: center;">2023</td> </tr> </table>		886	829	2024	2023
886	829								
2024	2023								

Dispositions by Division																
Divisions		Jan	Feb	Mar	Apr	May	Jun	Jul	Aug	Sep	Oct	Nov	Dec	Thru Sep	% Change	Total
Total	2024	114	152	114	121	80	86	49	90	80	-	-	-	886	7%	886
	2023	63	123	133	105	88	55	95	69	98	93	68	85	829	▲	1,075
Civil	2024	9	5	6	12	7	6	4	11	22	-	-	-	82	17%	82
	2023	4	2	8	11	9	5	12	15	4	7	9	3	70	▲	89
Criminal	2024	77	123	69	75	50	50	38	53	41	-	-	-	576	18%	576
	2023	28	103	67	67	46	26	61	28	62	53	44	77	488	▲	662
Concealed Handgun Permits	2024	24	16	30	29	14	22	7	17	9	-	-	-	168	-20%	168
	2023	27	15	52	20	26	19	11	12	29	30	12	-	211	▼	253
Miscellaneous/ Other	2024	4	8	9	5	9	8	-	9	8	-	-	-	60	3%	60
	2023	4	2	6	7	7	4	11	14	3	3	3	5	58	▲	69
Others	2024	-	-	-	-	-	-	-	-	-	-	-	-	0	-100%	0
	2023	-	1	-	-	-	1	-	-	-	-	-	-	2	▼	2

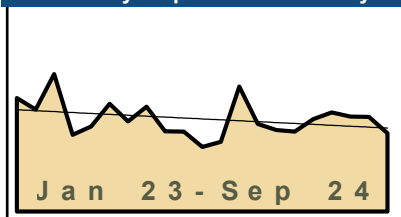
Dispositions by Case Category																
Case Categories		Jan	Feb	Mar	Apr	May	Jun	Jul	Aug	Sep	Oct	Nov	Dec	Thru Sep	% Change	Total
Administrative Law	2024	-	-	-	-	-	-	-	-	-	-	-	-	0	-100%	0
	2023	-	-	-	1	-	-	-	-	-	-	-	-	1	▼	1
Capital Murder	2024	-	-	-	-	-	-	-	-	-	-	-	-	0	-100%	0
	2023	-	-	-	-	1	-	-	-	-	1	-	-	1	▼	2
Contested Divorce	2024	1	-	-	-	1	1	1	2	2	-	-	-	8	14%	8
	2023	2	1	1	-	-	1	2	-	-	3	1	-	7	▲	11
Domestic and Family - Level 1	2024	2	-	1	2	-	-	-	1	1	-	-	-	7	40%	7
	2023	-	-	-	-	2	2	-	1	-	-	-	-	5	▲	5
Domestic and Family - Level 2	2024	-	2	-	1	-	-	-	1	1	-	-	-	5	-44%	5
	2023	1	-	2	-	-	1	3	2	-	1	-	1	9	▼	11
Felonies and Related Matters	2024	42	63	44	56	26	28	21	28	19	-	-	-	327	1%	327
	2023	22	73	42	52	25	15	38	15	43	32	27	61	325	▲	445
General Civil - Level 1	2024	-	-	1	-	-	-	-	-	3	-	-	-	4	4	4
	2023	-	-	-	-	-	-	-	-	-	-	-	-	0	↔	0
General Civil - Level 2	2024	3	1	-	2	2	-	1	3	9	-	-	-	21	17%	21
	2023	1	1	1	5	4	-	2	2	2	2	4	2	18	▲	26
General Civil - Level 3	2024	2	2	2	4	3	3	2	4	6	-	-	-	28	115%	28
	2023	1	-	2	1	3	-	5	-	1	-	-	-	13	▲	13
Miscellaneous Civil	2024	27	23	39	34	21	30	7	26	11	-	-	-	218	-19%	218
	2023	29	17	56	28	32	23	18	35	32	33	16	4	270	▼	323
Misdemeanor	2024	31	48	22	14	20	15	13	18	12	-	-	-	193	80%	193
	2023	6	19	17	10	10	4	13	13	15	8	13	15	107	▲	143
Other	2024	-	-	-	-	-	-	-	-	-	-	-	-	0	-100%	0
	2023	-	1	-	-	-	1	-	-	-	-	-	1	2	▼	3
Other Criminally Related Matters	2024	6	12	3	6	4	7	4	7	10	-	-	-	59	7%	59
	2023	-	11	8	5	10	7	10	-	4	12	4	2	55	▲	73
Probates/Wills & Trusts - Level 2	2024	-	-	-	-	1	-	-	-	-	-	-	-	1	-67%	1
	2023	-	-	-	3	-	-	-	-	-	-	-	-	3	▼	3
Uncontested Divorce	2024	-	1	2	2	2	2	-	-	6	-	-	-	15	15%	15
	2023	1	-	4	-	1	1	4	1	1	1	2	-	13	▲	16

Dashboard

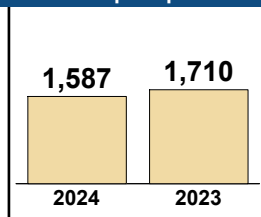
Court: Prince George Circuit
Start/End Date: Jan-23 / Sep-24
2023 Average Month: 177
Jan-Sep 2023: 1,710
Dispositions Trending: ▼

Circuit/Court ID: 6 206149
Type of Case: Dispositions
2024 Average Month: 176
Jan-Sep 2024 : 1,587
Overall AVG. Month: 176

Monthly Dispositions Summary



Jan --- Sep Dispositions



Dispositions by Division

Divisions		Jan	Feb	Mar	Apr	May	Jun	Jul	Aug	Sep	Oct	Nov	Dec	Thru Sep	% Change	Total
Total	2024	238	167	155	152	176	189	181	180	149	-	-	-	1,587	-7%	1,587
	2023	216	194	262	146	162	205	172	200	153	152	123	133	1,710	▼	2,118
Civil	2024	15	23	10	23	26	26	15	24	22	-	-	-	184	19%	184
	2023	16	7	15	18	38	11	15	24	10	17	13	14	154	▲	198
Criminal	2024	108	84	58	64	77	103	86	122	58	-	-	-	760	0%	760
	2023	106	87	100	64	58	100	69	99	76	46	53	77	759	▲	935
Concealed Handgun Permits	2024	108	50	74	58	56	53	64	32	59	-	-	-	554	-22%	554
	2023	93	93	128	55	59	84	76	69	57	70	53	38	714	▼	875
Miscellaneous/ Other	2024	7	10	13	7	17	7	16	2	10	-	-	-	89	7%	89
	2023	1	7	19	9	7	10	12	8	10	19	4	4	83	▲	110

Dispositions by Case Category

Case Categories		Jan	Feb	Mar	Apr	May	Jun	Jul	Aug	Sep	Oct	Nov	Dec	Thru Sep	% Change	Total
Contested Divorce	2024	1	1	-	7	5	2	3	6	3	-	-	-	28	22%	28
	2023	2	-	2	4	7	1	-	3	4	1	5	2	23	▲	31
Domestic and Family - Level 1	2024	2	6	1	8	1	8	1	5	3	-	-	-	35	94%	35
	2023	1	1	1	2	4	-	2	4	3	1	-	1	18	▲	20
Domestic and Family - Level 2	2024	-	-	-	-	-	1	-	3	-	-	-	-	4	-33%	4
	2023	2	-	1	-	1	1	-	1	-	1	-	2	6	▼	9
Felonies and Related Matters	2024	66	53	36	38	44	53	63	73	35	-	-	-	461	7%	461
	2023	61	57	55	32	32	59	40	58	37	27	30	43	431	▲	531
General Civil - Level 1	2024	-	-	1	-	-	-	-	-	-	-	-	-	1	0%	1
	2023	-	-	-	-	-	-	-	1	-	1	-	2	1	↔	4
General Civil - Level 2	2024	3	5	3	4	4	5	2	4	4	-	-	-	34	48%	34
	2023	3	3	1	-	6	2	1	6	1	5	2	2	23	▲	32
General Civil - Level 3	2024	3	4	3	1	6	2	-	1	1	-	-	-	21	-25%	21
	2023	1	1	2	4	8	5	1	5	1	-	1	2	28	▼	31
Miscellaneous Civil	2024	115	57	87	64	73	59	78	34	68	-	-	-	635	-20%	635
	2023	94	100	143	64	65	93	88	77	67	89	56	42	791	▼	978
Misdemeanor	2024	38	26	18	24	31	44	20	46	17	-	-	-	264	-11%	264
	2023	41	25	43	26	25	40	26	36	34	15	22	30	296	▼	363
Other	2024	-	-	-	-	-	-	-	-	1	-	-	-	1	-67%	1
	2023	-	1	-	-	1	-	-	1	-	-	-	-	3	▼	3
Other Criminally Related Matters	2024	5	5	5	2	2	6	3	3	8	-	-	-	39	18%	39
	2023	4	5	2	6	1	1	4	5	5	4	1	4	33	▲	42
Probates/Wills & Trusts - Level 1	2024	-	-	-	-	-	-	-	-	-	-	-	-	0	0	0
	2023	-	-	-	-	-	-	-	-	-	-	1	-	0	↔	1
Probates/Wills & Trusts - Level 2	2024	-	-	-	1	2	3	1	1	-	-	-	-	8	-11%	8
	2023	1	1	1	-	4	-	1	1	-	1	-	-	9	▼	10
Protective Orders	2024	-	2	1	-	-	1	1	-	-	-	-	-	5	5	5
	2023	-	-	-	-	-	-	-	-	-	-	-	-	0	↔	0
Uncontested Divorce	2024	5	8	-	3	8	5	9	4	9	-	-	-	51	6%	51
	2023	6	-	11	8	8	3	9	2	1	7	5	3	48	▲	63

Dashboard		Monthly Dispositions Summary		Jan --- Sep Dispositions	
<p>Court: Surry Circuit Start/End Date: Jan-23 / Sep-24 2023 Average Month: 27 Jan-Sep 2023: 226 Dispositions Trending: ▲</p>	<p>Circuit/Court ID: 6 206181 Type of Case: Dispositions 2024 Average Month: 28 Jan-Sep 2024 : 250 Overall AVG. Month: 27</p>				

Dispositions by Division																
Divisions		Jan	Feb	Mar	Apr	May	Jun	Jul	Aug	Sep	Oct	Nov	Dec	Thru Sep	% Change	Total
Total	2024	28	37	28	39	33	16	18	38	13	-	-	-	250	11%	250
	2023	34	14	27	39	26	22	27	6	31	40	37	22	226	▲	325
Civil	2024	-	2	2	1	2	1	1	-	-	-	-	-	9	-59%	9
	2023	3	-	2	4	2	1	2	1	7	15	6	4	22	▼	47
Criminal	2024	15	8	3	31	2	9	3	4	1	-	-	-	76	192%	76
	2023	3	-	3	-	1	10	-	2	7	14	3	5	26	▲	48
Concealed Handgun Permits	2024	13	24	22	4	23	5	14	34	11	-	-	-	150	-1%	150
	2023	21	14	16	33	22	8	19	2	16	2	19	6	151	▼	178
Miscellaneous/ Other	2024	-	3	1	3	6	1	-	-	1	-	-	-	15	-44%	15
	2023	7	-	6	2	1	3	6	1	1	9	9	7	27	▼	52

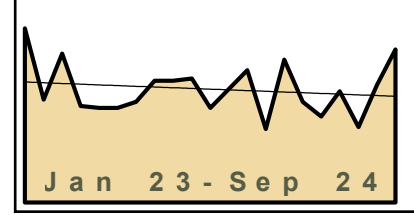
Dispositions by Case Category																
Case Categories		Jan	Feb	Mar	Apr	May	Jun	Jul	Aug	Sep	Oct	Nov	Dec	Thru Sep	% Change	Total
Administrative Law	2024	-	-	-	-	-	-	-	-	-	-	-	2	0	0	0
	2023	-	-	-	-	-	-	-	-	-	-	-	-	-	0	↔
Contested Divorce	2024	-	1	1	1	-	-	-	-	-	-	-	-	3	0%	3
	2023	-	-	-	1	-	-	1	1	-	5	2	-	3	↔	10
Domestic and Family - Level 1	2024	-	-	-	-	-	-	-	-	-	-	-	-	0	-100%	0
	2023	-	-	-	1	1	-	-	-	-	3	-	-	5	▼	5
Domestic and Family - Level 2	2024	-	-	-	-	-	-	-	-	-	-	-	-	0	0	0
	2023	-	-	-	-	-	-	-	-	-	1	-	-	0	↔	1
Felonies and Related Matters	2024	8	3	3	30	1	4	2	4	-	-	-	-	55	244%	55
	2023	-	-	2	-	1	8	-	1	4	6	2	3	16	▲	27
General Civil - Level 2	2024	-	-	2	2	1	1	-	-	-	-	-	-	6	100%	6
	2023	1	-	1	-	-	-	-	-	-	1	6	-	3	▲	10
General Civil - Level 3	2024	-	1	-	-	-	-	-	-	-	-	-	-	1	-67%	1
	2023	1	-	-	1	1	-	-	-	-	6	1	1	3	▼	11
Miscellaneous Civil	2024	13	27	22	5	29	5	14	34	12	-	-	-	161	-9%	161
	2023	27	14	22	35	23	10	25	3	17	7	27	13	176	▼	223
Misdemeanor	2024	7	4	-	1	-	5	-	-	1	-	-	-	18	100%	18
	2023	3	-	1	-	-	1	-	1	3	7	1	3	9	▲	20
Other	2024	-	-	-	-	-	-	-	-	-	-	-	-	0	-100%	0
	2023	-	-	-	-	-	1	-	-	-	-	-	-	1	▼	1
Other Criminally Related Matters	2024	-	1	-	-	1	-	1	-	-	-	-	-	3	200%	3
	2023	-	-	-	-	-	1	-	-	-	1	-	-	1	▲	2
Probates/Wills & Trusts - Level 2	2024	-	-	-	-	-	-	1	-	-	-	-	-	1	-50%	1
	2023	1	-	1	-	-	-	-	-	-	-	-	-	2	▼	2
Protective Orders	2024	-	-	-	-	-	-	-	-	-	-	-	-	0	-100%	0
	2023	-	-	-	-	-	1	-	-	-	-	1	-	1	▼	2
Uncontested Divorce	2024	-	-	-	-	1	1	-	-	-	-	-	-	2	-67%	2
	2023	1	-	-	1	-	-	1	-	3	1	1	1	6	▼	9

Dashboard

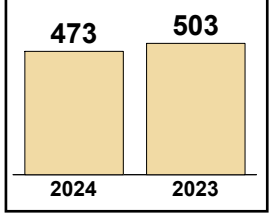
Court: Sussex Circuit
Start/End Date: Jan-23 / Sep-24
2023 Average Month: 55
Jan-Sep 2023: 503
Dispositions Trending: ▼

Circuit/Court ID: 6 206183
Type of Case: Dispositions
2024 Average Month: 53
Jan-Sep 2024 : 473
Overall AVG. Month: 54

Monthly Dispositions Summary



Jan --- Sep Dispositions



Dispositions by Division

Divisions		Jan	Feb	Mar	Apr	May	Jun	Jul	Aug	Sep	Oct	Nov	Dec	Thru Sep	% Change	Total
Total	2024	63	35	68	48	41	53	36	56	73	-	-	-	473	-6%	473
	2023	83	49	71	46	45	45	48	58	58	59	45	54	503	▼	661
Civil	2024	2	5	4	4	1	6	8	2	1	-	-	-	33	-13%	33
	2023	2	6	6	8	2	5	3	2	4	-	2	5	38	▼	45
Criminal	2024	38	15	38	24	16	35	10	37	44	-	-	-	257	-3%	257
	2023	53	16	38	18	16	19	41	27	36	42	17	26	264	▼	349
Concealed Handgun Permits	2024	19	12	20	17	13	12	14	11	20	-	-	-	138	-13%	138
	2023	24	17	23	17	20	17	4	21	15	14	23	20	158	▼	215
Miscellaneous/ Other	2024	4	3	6	3	11	-	4	6	8	-	-	-	45	5%	45
	2023	4	10	4	3	7	4	-	8	3	3	3	3	43	▲	52

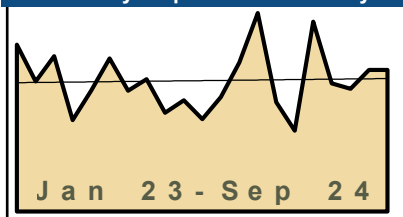
Dispositions by Case Category

Case Categories		Jan	Feb	Mar	Apr	May	Jun	Jul	Aug	Sep	Oct	Nov	Dec	Thru Sep	% Change	Total
Contested Divorce	2024	1	-	1	1	-	1	1	-	-	-	-	-	5	25%	5
	2023	-	-	1	1	-	-	2	-	-	-	-	1	4	▲	5
Domestic and Family - Level 1	2024	-	-	-	-	-	2	-	-	-	-	-	-	2	0%	2
	2023	1	-	-	1	-	-	-	-	-	-	-	3	2	↔	5
Domestic and Family - Level 2	2024	-	-	-	-	-	-	-	-	-	-	-	-	0	-100%	0
	2023	-	-	-	-	-	1	-	-	-	-	-	-	1	▼	1
Felonies and Related Matters	2024	27	11	33	7	8	26	8	26	31	-	-	-	177	3%	177
	2023	38	7	23	15	11	10	34	10	24	31	7	21	172	▲	231
General Civil - Level 1	2024	-	-	-	-	-	1	-	-	-	-	-	-	1	1	1
	2023	-	-	-	-	-	-	-	-	-	-	-	-	0	↔	0
General Civil - Level 2	2024	2	2	2	2	1	-	2	-	1	-	-	-	12	-33%	12
	2023	-	4	1	3	1	3	1	3	2	-	1	-	18	▼	19
General Civil - Level 3	2024	-	1	1	-	-	-	3	-	-	-	-	-	5	-71%	5
	2023	-	2	5	4	2	1	-	1	2	-	2	-	17	▼	19
Miscellaneous Civil	2024	22	13	25	20	23	12	17	17	28	-	-	-	177	-7%	177
	2023	28	25	25	19	26	20	4	26	18	16	24	23	191	▼	254
Misdemeanor	2024	9	1	5	5	3	2	1	8	7	-	-	-	41	-40%	41
	2023	12	8	11	1	2	6	5	15	8	9	6	6	68	▼	89
Other Criminally Related Matters	2024	2	3	-	12	5	7	1	3	6	-	-	-	39	63%	39
	2023	3	1	4	2	3	3	2	2	4	2	4	-	24	▲	30
Probates/Wills & Trusts - Level 2	2024	-	2	-	-	-	-	-	-	-	-	-	-	2	2	2
	2023	-	-	-	-	-	-	-	-	-	-	-	-	0	↔	0
Uncontested Divorce	2024	-	2	1	1	1	2	3	2	-	-	-	-	12	100%	12
	2023	1	2	1	-	-	1	-	1	-	1	1	-	6	▲	8

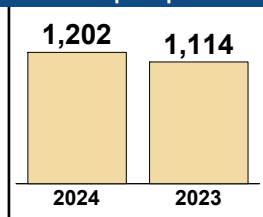
Dashboard

Court: Hopewell Circuit
Circuit/Court ID: 6 206670
Start/End Date: Jan-23 / Sep-24
Type of Case: Dispositions
2023 Average Month: 118
2024 Average Month: 134
Jan-Sep 2023: 1,114
Jan-Sep 2024 : 1,202
Dispositions Trending: ▲
Overall AVG. Month: 125

Monthly Dispositions Summary



Jan --- Sep Dispositions



Dispositions by Division

Divisions		Jan	Feb	Mar	Apr	May	Jun	Jul	Aug	Sep	Oct	Nov	Dec	Thru Sep	% Change	Total
Total	2024	142	189	104	77	181	122	117	135	135	-	-	-	1,202	8%	1,202
	2023	159	124	148	87	115	146	115	126	94	106	88	109	1,114	▲	1,417
Civil	2024	20	15	9	13	18	16	14	15	12	-	-	-	132	12%	132
	2023	26	9	9	12	11	5	13	17	16	25	10	14	118	▲	167
Criminal	2024	82	117	45	50	105	76	79	78	74	-	-	-	706	16%	706
	2023	100	62	58	43	48	108	74	69	48	64	42	71	610	▲	787
Concealed Handgun Permits	2024	34	44	42	7	47	22	13	22	28	-	-	-	259	-7%	259
	2023	23	47	51	18	53	22	19	24	22	13	29	17	279	▼	338
Miscellaneous/ Other	2024	6	12	8	6	11	8	10	20	21	-	-	-	102	-4%	102
	2023	9	6	30	14	3	11	9	16	8	4	7	7	106	▼	124
Others	2024	-	1	-	1	-	-	-	1	-	-	-	-	3	200%	3
	2023	1	-	-	-	-	-	-	-	-	-	-	-	1	▲	1

Dispositions by Case Category

Case Categories		Jan	Feb	Mar	Apr	May	Jun	Jul	Aug	Sep	Oct	Nov	Dec	Thru Sep	% Change	Total
Capital Murder	2024	-	-	-	-	-	1	-	-	-	-	-	-	1	1	1
	2023	-	-	-	-	-	-	-	-	-	-	-	-	0	↔	0
Contested Divorce	2024	2	-	-	-	2	1	1	1	-	-	-	-	7	-50%	7
	2023	-	3	2	1	2	1	1	1	3	2	2	-	14	▼	18
Domestic and Family - Level 1	2024	4	2	1	1	5	7	2	-	1	-	-	-	23	-15%	23
	2023	16	-	1	-	-	1	1	6	2	11	-	3	27	▼	41
Domestic and Family - Level 2	2024	3	-	1	2	1	1	-	1	-	-	-	-	9	-10%	9
	2023	2	1	1	2	2	1	-	1	-	2	1	-	10	▼	13
Felonies and Related Matters	2024	59	77	31	34	48	52	57	48	39	-	-	-	445	7%	445
	2023	76	44	43	32	35	61	49	46	29	29	26	48	415	▲	518
General Civil - Level 1	2024	-	-	-	-	-	-	-	1	1	-	-	-	2	100%	2
	2023	-	-	-	-	-	-	-	-	1	-	-	1	1	▲	2
General Civil - Level 2	2024	3	3	3	2	2	-	-	2	3	-	-	-	18	29%	18
	2023	-	1	-	4	-	1	2	3	3	1	1	2	14	▲	18
General Civil - Level 3	2024	4	6	3	1	5	1	3	5	3	-	-	-	31	55%	31
	2023	4	2	1	3	3	-	4	-	3	4	3	-	20	▲	27
Miscellaneous Civil	2024	40	56	49	13	58	30	22	42	48	-	-	-	358	-5%	358
	2023	31	53	78	29	56	32	28	40	29	16	35	24	376	▼	451
Misdemeanor	2024	23	36	9	16	54	22	15	29	31	-	-	-	235	32%	235
	2023	23	18	14	7	10	46	21	23	16	31	13	20	178	▲	242
Other	2024	-	2	-	3	1	-	1	-	-	-	-	-	7	133%	7
	2023	2	-	1	-	-	-	-	-	-	1	-	-	3	▲	4
Other Criminally Related Matters	2024	-	4	5	-	3	1	7	1	4	-	-	-	25	47%	25
	2023	1	-	1	4	3	1	4	-	3	4	3	3	17	▲	27
Probates/Wills & Trusts - Level 2	2024	1	-	-	-	-	-	2	1	2	-	-	-	6	50%	6
	2023	-	-	1	1	-	-	1	1	-	-	-	-	4	▲	4
Protective Orders	2024	-	-	-	-	-	-	-	2	-	-	-	-	2	-67%	2
	2023	-	1	-	1	-	1	2	1	-	1	1	1	6	▼	9
Uncontested Divorce	2024	3	3	2	5	2	6	7	2	3	-	-	-	33	14%	33
	2023	4	1	5	3	4	1	2	4	5	4	3	7	29	▲	43

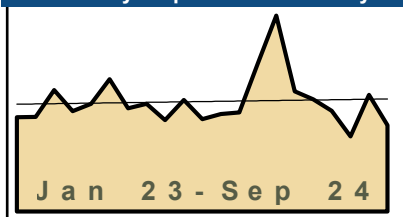
This report reflects data in the case management system. Numbers will update accordingly as reports are refreshed and posted.

Dashboard

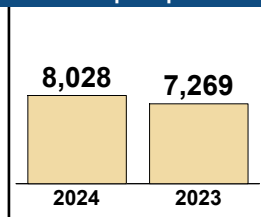
Court: Newport News Circuit
Start/End Date: Jan-23 / Sep-24
2023 Average Month: 797
Jan-Sep 2023: 7,269
Dispositions Trending: ▲

Circuit/Court ID: 7 207700
Type of Case: Dispositions
2024 Average Month: 892
Jan-Sep 2024 : 8,028
Overall AVG. Month: 838

Monthly Dispositions Summary



Jan --- Sep Dispositions



Dispositions by Division

Divisions		Jan	Feb	Mar	Apr	May	Jun	Jul	Aug	Sep	Oct	Nov	Dec	Thru Sep	% Change	Total
Total	2024	754	1,128	1,493	915	854	767	572	888	657	-	-	-	8,028	10%	8,028
	2023	718	722	926	765	822	1,009	788	822	697	850	705	744	7,269	▲	9,568
Civil	2024	95	485	540	226	120	38	66	91	53	-	-	-	1,714	48%	1,714
	2023	88	136	128	103	135	168	153	168	79	110	120	83	1,158	▲	1,471
Criminal	2024	322	313	405	331	327	416	265	447	380	-	-	-	3,206	5%	3,206
	2023	302	325	369	327	304	455	274	362	348	386	265	340	3,066	▲	4,057
Concealed Handgun Permits	2024	161	166	253	185	278	228	108	195	164	-	-	-	1,738	-3%	1,738
	2023	210	171	269	226	233	239	219	109	121	172	196	149	1,797	▼	2,314
Miscellaneous/ Other	2024	174	163	295	172	129	85	133	155	60	-	-	-	1,366	10%	1,366
	2023	117	89	160	108	150	147	142	181	148	182	123	172	1,242	▲	1,719
Others	2024	2	1	-	1	-	-	-	-	-	-	-	-	4	-33%	4
	2023	1	1	-	1	-	-	-	2	1	-	1	-	6	▼	7

Dispositions by Case Category

Case Categories		Jan	Feb	Mar	Apr	May	Jun	Jul	Aug	Sep	Oct	Nov	Dec	Thru Sep	% Change	Total
Administrative Law	2024	-	-	-	-	1	-	-	-	-	-	-	-	1	-75%	1
	2023	-	-	-	-	1	3	-	-	-	1	-	-	4	▼	5
Capital Murder	2024	-	-	-	-	-	-	-	-	-	-	-	-	0	-100%	0
	2023	-	-	-	-	-	1	-	-	-	-	-	-	1	▼	1
Contested Divorce	2024	19	15	9	14	6	6	3	6	7	-	-	-	85	-38%	85
	2023	6	15	18	15	17	14	15	24	12	14	22	14	136	▼	186
Domestic and Family - Level 1	2024	6	9	7	10	6	-	6	14	2	-	-	-	60	-47%	60
	2023	6	11	26	5	12	22	11	16	5	18	22	7	114	▼	161
Domestic and Family - Level 2	2024	1	6	-	1	1	3	3	8	5	-	-	-	28	-39%	28
	2023	4	8	2	2	5	8	6	8	3	4	4	7	46	▼	61
Felonies and Related Matters	2024	171	155	236	167	131	209	121	254	169	-	-	-	1,613	1%	1,613
	2023	158	167	218	187	145	248	141	189	147	207	125	166	1,600	▲	2,098
General Civil	2024	-	3	1	3	3	-	-	-	-	-	-	-	10	10	10
	2023	-	-	-	-	-	-	-	-	-	-	-	-	0	↔	0
General Civil - Level 1	2024	7	377	470	150	70	-	4	8	6	-	-	-	1,092	591%	1,092
	2023	13	25	9	14	15	11	48	23	-	6	5	6	158	▲	175
General Civil - Level 2	2024	27	25	30	21	11	5	21	24	11	-	-	-	175	-18%	175
	2023	15	23	24	13	23	63	14	19	19	14	22	19	213	▼	268
General Civil - Level 3	2024	4	22	7	10	7	10	14	15	4	-	-	-	93	-22%	93
	2023	17	10	13	15	15	17	15	12	5	11	10	7	119	▼	147
Miscellaneous Civil	2024	277	244	438	311	382	265	174	319	214	-	-	-	2,624	7%	2,624
	2023	262	225	332	295	310	303	301	221	203	284	297	297	2,452	▲	3,330
Misdemeanor	2024	77	79	117	94	60	112	67	114	104	-	-	-	824	13%	824
	2023	77	88	101	72	74	96	56	84	83	102	63	80	731	▲	976
Other	2024	55	77	101	43	21	48	65	30	9	-	-	-	449	-17%	449
	2023	61	34	92	35	70	61	59	68	63	69	22	23	543	▼	657
Other Criminally Related Matters	2024	75	83	52	71	136	95	77	82	109	-	-	-	780	-1%	780
	2023	79	86	52	77	87	110	80	90	124	80	83	94	785	▼	1,042
Probates/Wills & Trusts - Level 1	2024	-	-	-	-	-	-	-	-	-	-	-	-	0	-100%	0
	2023	-	1	-	-	-	-	-	-	-	-	-	-	1	▼	1
Probates/Wills & Trusts - Level 2	2024	4	2	1	2	5	1	2	-	2	-	-	-	19	-39%	19
	2023	-	1	3	4	4	8	6	3	2	-	1	-	31	▼	32
Uncontested Divorce	2024	31	31	24	18	14	13	15	14	15	-	-	-	175	-48%	175
	2023	20	28	36	31	44	44	36	65	31	40	29	24	335	▼	428

CPSS-CCMS-10.11 CASELOAD STATISTICS OF THE CIRCUIT COURTS

January 2023 -- September 2024 Dispositions

Alexandria and Fairfax Circuit are not Included in State Totals

Dashboard		Monthly Dispositions Summary		Jan --- Sep Dispositions	
<p>Court: Hampton Circuit Start/End Date: Jan-23 / Sep-24 2023 Average Month: 638 Jan-Sep 2023: 5,880 Dispositions Trending: ▲</p>	<p>Circuit/Court ID: 8 208650 Type of Case: Dispositions 2024 Average Month: 813 Jan-Sep 2024 : 7,315 Overall AVG. Month: 713</p>	<p style="text-align: center; font-weight: bold;">Jan 23 - Sep 24</p>		<div style="display: flex; justify-content: space-around; align-items: center;"> <div style="text-align: center;"> <p style="font-size: 24px; font-weight: bold;">7,315</p> <p style="font-size: 18px; font-weight: bold;">2024</p> </div> <div style="text-align: center;"> <p style="font-size: 24px; font-weight: bold;">5,880</p> <p style="font-size: 18px; font-weight: bold;">2023</p> </div> </div>	

Dispositions by Division																
Divisions		Jan	Feb	Mar	Apr	May	Jun	Jul	Aug	Sep	Oct	Nov	Dec	Thru Sep	% Change	Total
Total	2024	671	778	944	935	806	725	805	806	845	-	-	-	7,315	24%	7,315
	2023	627	498	784	681	620	708	635	750	577	638	626	515	5,880	▲	7,659
Civil	2024	158	110	329	148	128	135	163	139	223	-	-	-	1,533	98%	1,533
	2023	80	64	67	102	75	100	116	81	88	82	90	54	773	▲	999
Criminal	2024	287	404	356	300	348	442	394	455	372	-	-	-	3,358	19%	3,358
	2023	295	224	406	257	274	376	319	382	293	344	266	325	2,826	▲	3,761
Concealed Handgun Permits	2024	161	161	142	316	227	99	191	118	185	-	-	-	1,600	-7%	1,600
	2023	216	154	244	269	210	152	119	212	139	153	224	84	1,715	▼	2,176
Miscellaneous/ Other	2024	65	103	117	171	103	49	56	94	65	-	-	-	823	46%	823
	2023	36	56	66	53	61	80	81	74	57	58	44	51	564	▲	717
Others	2024	-	-	-	-	-	-	1	-	-	-	-	-	1	-50%	1
	2023	-	-	1	-	-	-	-	1	-	1	2	1	2	▼	6

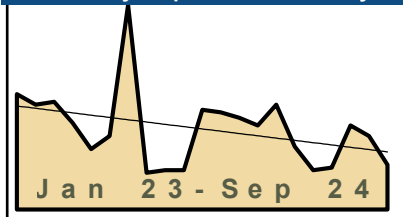
Dispositions by Case Category																
Case Categories		Jan	Feb	Mar	Apr	May	Jun	Jul	Aug	Sep	Oct	Nov	Dec	Thru Sep	% Change	Total
Administrative Law	2024	-	1	1	5	-	1	-	1	4	-	-	-	13	333%	13
	2023	-	-	-	1	-	2	-	-	-	-	-	-	3	▲	3
Capital Murder	2024	-	-	1	2	-	-	-	2	2	-	-	-	7	7	7
	2023	-	-	-	-	-	-	-	-	-	1	-	-	0	↔	1
Contested Divorce	2024	27	15	11	14	14	9	11	15	20	-	-	-	136	49%	136
	2023	11	8	5	13	12	13	19	3	7	11	13	3	91	▲	118
Domestic and Family - Level 1	2024	15	10	32	9	17	16	51	13	44	-	-	-	207	116%	207
	2023	19	5	5	12	14	10	9	11	11	8	12	10	96	▲	126
Domestic and Family - Level 2	2024	3	2	189	8	4	4	2	8	12	-	-	-	232	867%	232
	2023	2	1	3	5	-	-	5	4	4	-	1	2	24	▲	27
Felonies and Related Matters	2024	117	194	182	140	159	178	207	213	170	-	-	-	1,560	10%	1,560
	2023	170	123	215	151	130	144	148	187	153	129	103	139	1,421	▲	1,792
General Civil	2024	-	-	-	4	13	-	-	-	-	-	-	-	17	1,600%	17
	2023	-	-	-	-	1	-	-	-	-	-	-	-	1	▲	1
General Civil - Level 1	2024	2	-	1	3	2	1	1	-	4	-	-	-	14	367%	14
	2023	-	-	-	1	-	1	-	-	1	1	2	1	3	▲	7
General Civil - Level 2	2024	25	24	32	56	39	28	38	33	31	-	-	-	306	128%	306
	2023	19	14	13	17	19	13	17	12	10	6	20	10	134	▲	170
General Civil - Level 3	2024	13	20	17	44	19	12	16	25	30	-	-	-	196	51%	196
	2023	10	10	15	19	10	30	6	9	21	18	15	4	130	▲	167
Miscellaneous Civil	2024	194	225	216	426	291	140	239	197	232	-	-	-	2,160	6%	2,160
	2023	248	180	267	298	243	200	169	256	179	190	253	117	2,040	▲	2,600
Misdemeanor	2024	75	134	117	62	94	178	94	138	112	-	-	-	1,004	32%	1,004
	2023	77	65	121	74	73	104	71	97	76	83	79	109	758	▲	1,029
Other	2024	29	32	31	11	15	10	11	8	6	-	-	-	153	-33%	153
	2023	3	29	39	23	25	31	30	31	18	25	19	20	229	▼	293
Other Criminally Related Matters	2024	113	84	65	99	95	112	102	116	135	-	-	-	921	24%	921
	2023	54	43	88	41	72	140	101	128	78	139	86	78	745	▲	1,048
Probates/Wills & Trusts - Level 1	2024	-	1	-	1	1	-	-	-	-	-	-	-	3	50%	3
	2023	-	-	-	1	-	-	-	-	-	-	-	-	2	▲	2
Probates/Wills & Trusts - Level 2	2024	6	2	3	6	3	6	5	6	5	-	-	-	42	91%	42
	2023	4	3	1	3	1	3	3	2	2	3	1	4	22	▲	30
Protective Orders	2024	-	-	-	-	-	-	-	-	4	-	-	-	4	4	4
	2023	-	-	-	-	-	-	-	-	-	-	-	-	0	↔	0
Uncontested Divorce	2024	52	34	46	45	40	30	28	31	34	-	-	-	340	88%	340
	2023	10	17	12	22	20	17	56	10	17	24	22	18	181	▲	245

Dashboard

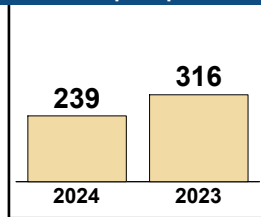
Court: Charles City Circuit
Start/End Date: Jan-23 / Sep-24
2023 Average Month: 34
Jan-Sep 2023: 316
Dispositions Trending: ▼

Circuit/Court ID: 9 209036
Type of Case: Dispositions
2024 Average Month: 27
Jan-Sep 2024 : 239
Overall AVG. Month: 31

Monthly Dispositions Summary



Jan --- Sep Dispositions



Dispositions by Division

Divisions		Jan	Feb	Mar	Apr	May	Jun	Jul	Aug	Sep	Oct	Nov	Dec	Thru Sep	% Change	Total
Total	2024	35	32	40	24	15	16	32	28	17	-	-	-	239	-24%	239
	2023	44	40	41	33	23	28	78	14	15	15	38	37	316	▼	406
Civil	2024	1	8	1	3	1	-	3	7	4	-	-	-	28	-43%	28
	2023	3	4	-	1	-	8	26	2	5	2	7	2	49	▼	60
Criminal	2024	8	1	11	3	2	4	17	7	3	-	-	-	56	14%	56
	2023	11	4	8	6	8	3	6	1	2	3	16	7	49	▲	75
Concealed Handgun Permits	2024	19	17	19	16	10	11	9	8	4	-	-	-	113	-21%	113
	2023	17	28	24	25	11	12	12	9	5	8	13	13	143	▼	177
Miscellaneous/ Other	2024	7	6	9	2	2	1	3	6	6	-	-	-	42	-44%	42
	2023	13	4	9	1	4	5	34	2	3	2	2	15	75	▼	94

Dispositions by Case Category

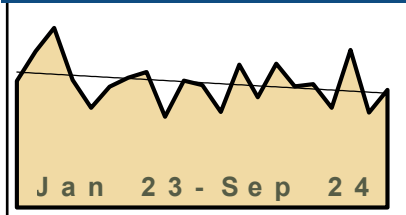
Case Categories		Jan	Feb	Mar	Apr	May	Jun	Jul	Aug	Sep	Oct	Nov	Dec	Thru Sep	% Change	Total
Administrative Law	2024	-	1	-	-	-	-	-	-	-	-	-	-	1	1	1
	2023	-	-	-	-	-	-	-	-	-	-	-	-	0	↔	0
Capital Murder	2024	-	-	1	-	-	-	-	-	-	-	-	-	1	1	1
	2023	-	-	-	-	-	-	-	-	-	-	-	-	0	↔	0
Contested Divorce	2024	1	-	-	-	-	-	-	-	1	-	-	-	2	-60%	2
	2023	-	1	-	-	-	1	3	-	-	-	1	-	5	▼	6
Domestic and Family - Level 1	2024	-	-	-	-	-	-	-	1	-	-	-	-	1	-86%	1
	2023	-	-	-	-	-	-	6	-	1	1	-	-	7	▼	8
Domestic and Family - Level 2	2024	-	-	1	-	-	-	1	-	-	-	-	-	2	0%	2
	2023	-	1	-	-	-	-	-	1	-	-	-	1	2	↔	3
Felonies and Related Matters	2024	6	1	6	2	2	2	-	2	2	-	-	-	23	-38%	23
	2023	8	3	6	4	7	2	4	1	2	1	12	5	37	▼	55
General Civil - Level 1	2024	-	-	-	1	-	-	-	-	1	-	-	-	2	2	2
	2023	-	-	-	-	-	-	-	-	-	-	1	-	0	↔	1
General Civil - Level 2	2024	-	4	-	-	1	-	-	2	2	-	-	-	9	-44%	9
	2023	2	-	1	-	-	5	6	-	2	1	1	2	16	▼	20
General Civil - Level 3	2024	-	1	1	-	1	-	3	-	-	-	-	-	6	20%	6
	2023	2	-	-	1	-	1	1	-	-	-	1	-	5	▲	6
Miscellaneous Civil	2024	25	22	27	18	11	12	11	14	9	-	-	-	149	-30%	149
	2023	27	32	32	26	15	13	48	11	8	10	15	24	212	▼	261
Misdemeanor	2024	2	-	3	1	-	1	1	3	-	-	-	-	11	22%	11
	2023	1	1	1	2	1	1	1	-	1	2	-	2	9	▲	13
Other	2024	-	1	-	1	-	-	-	-	-	-	-	-	2	-33%	2
	2023	-	1	-	-	-	-	1	-	1	-	-	3	3	▼	6
Other Criminally Related Matters	2024	-	-	1	-	-	1	16	5	1	-	-	-	24	500%	24
	2023	2	-	1	-	-	-	1	-	-	-	4	-	4	▲	8
Probates/Wills & Trusts - Level 2	2024	1	-	-	-	-	-	-	-	-	-	-	-	1	0%	1
	2023	-	-	-	-	-	1	-	-	-	-	-	-	1	↔	1
Uncontested Divorce	2024	-	2	-	1	-	-	-	1	1	-	-	-	5	-67%	5
	2023	2	1	-	-	-	4	7	1	-	-	3	-	15	▼	18

Dashboard

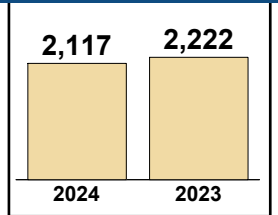
Court: Gloucester Circuit
Start/End Date: Jan-23 / Sep-24
2023 Average Month: 240
Jan-Sep 2023: 2,222
Dispositions Trending: ▼

Circuit/Court ID: 9 209073
Type of Case: Dispositions
2024 Average Month: 235
Jan-Sep 2024 : 2,117
Overall AVG. Month: 238

Monthly Dispositions Summary



Jan --- Sep Dispositions



Dispositions by Division

Divisions		Jan	Feb	Mar	Apr	May	Jun	Jul	Aug	Sep	Oct	Nov	Dec	Thru Sep	% Change	Total
Total	2024	272	210	274	231	235	190	300	181	224	-	-	-	2,117	-5%	2,117
	2023	241	298	342	243	190	230	247	258	173	242	233	182	2,222	▼	2,879
Civil	2024	28	15	50	35	44	29	56	19	22	-	-	-	298	40%	298
	2023	11	24	49	11	12	17	31	40	18	25	32	29	213	▲	299
Criminal	2024	71	89	102	81	70	69	120	77	107	-	-	-	786	9%	786
	2023	66	97	99	70	57	101	74	88	68	70	104	60	720	▲	954
Concealed Handgun Permits	2024	117	62	81	76	69	55	73	57	50	-	-	-	640	-21%	640
	2023	110	98	115	121	93	67	87	77	44	85	45	68	812	▼	1,010
Miscellaneous/ Other	2024	56	44	41	39	51	36	51	28	42	-	-	-	388	-18%	388
	2023	54	79	77	39	28	45	55	53	43	62	52	25	473	▼	612
Others	2024	-	-	-	-	1	1	-	-	3	-	-	-	5	25%	5
	2023	-	-	2	2	-	-	-	-	-	-	-	-	4	▲	4

Dispositions by Case Category

Case Categories		Jan	Feb	Mar	Apr	May	Jun	Jul	Aug	Sep	Oct	Nov	Dec	Thru Sep	% Change	Total
Contested Divorce	2024	4	1	10	4	9	3	4	3	1	-	-	-	39	70%	39
	2023	2	-	8	-	1	-	4	8	-	-	5	4	23	▲	32
Domestic and Family - Level 1	2024	1	7	4	6	12	2	11	2	4	-	-	-	49	96%	49
	2023	-	2	7	3	-	3	3	6	1	8	4	2	25	▲	39
Domestic and Family - Level 2	2024	2	-	1	4	1	1	6	1	3	-	-	-	19	12%	19
	2023	-	2	3	-	-	1	7	3	1	-	-	4	17	▲	21
Felonies and Related Matters	2024	43	72	80	49	42	45	87	62	68	-	-	-	548	4%	548
	2023	42	86	83	55	39	70	55	52	46	44	72	39	528	▲	683
General Civil - Level 1	2024	-	-	1	-	-	-	3	-	-	-	-	-	4	300%	4
	2023	-	-	-	-	-	1	-	-	-	-	-	-	1	▲	1
General Civil - Level 2	2024	5	3	4	7	10	4	9	3	4	-	-	-	49	53%	49
	2023	3	6	5	4	1	8	2	2	1	6	6	4	32	▲	48
General Civil - Level 3	2024	5	2	5	4	3	5	2	1	4	-	-	-	31	-34%	31
	2023	4	11	6	3	3	2	1	9	8	4	3	2	47	▼	56
Miscellaneous Civil	2024	139	74	97	90	92	70	89	70	65	-	-	-	786	-21%	786
	2023	124	134	158	131	102	85	103	96	64	110	70	77	997	▼	1,254
Misdemeanor	2024	25	14	19	30	24	20	23	16	20	-	-	-	191	14%	191
	2023	23	10	10	10	18	25	16	36	19	18	28	15	167	▲	228
Other	2024	37	30	26	26	28	24	36	13	28	-	-	-	248	-14%	248
	2023	39	43	33	32	18	26	39	36	22	36	27	19	288	▼	370
Other Criminally Related Matters	2024	3	3	3	3	4	5	10	-	19	-	-	-	50	85%	50
	2023	1	2	6	5	-	6	3	1	3	8	4	6	27	▲	45
Probates/Wills & Trusts - Level 1	2024	-	-	-	1	-	-	-	-	-	-	-	-	1	1	1
	2023	-	-	-	-	-	-	-	-	-	-	-	-	0	↔	0
Probates/Wills & Trusts - Level 2	2024	1	1	3	-	1	3	1	1	3	-	-	-	14	600%	14
	2023	-	1	-	-	-	-	1	-	-	3	1	1	2	▲	7
Protective Orders	2024	-	1	-	-	-	-	1	-	-	-	-	-	2	2	2
	2023	-	-	-	-	-	-	-	-	-	-	-	-	0	↔	0
Uncontested Divorce	2024	7	2	21	7	9	8	18	9	5	-	-	-	86	26%	86
	2023	3	1	23	-	8	3	13	9	8	5	13	9	68	▲	95

Dashboard		Monthly Dispositions Summary		Jan --- Sep Dispositions					
<p>Court: King & Queen Circuit Start/End Date: Jan-23 / Sep-24 2023 Average Month: 33 Jan-Sep 2023: 303 Dispositions Trending: ▲</p>	<p>Circuit/Court ID: 9 209097 Type of Case: Dispositions 2024 Average Month: 35 Jan-Sep 2024 : 315 Overall AVG. Month: 34</p>	<p style="text-align: center; font-weight: bold;">Jan 23 - Sep 24</p>		<table border="1" style="margin: auto;"> <tr> <td style="text-align: center; width: 50px;">315</td> <td style="text-align: center; width: 50px;">303</td> </tr> <tr> <td style="text-align: center;">2024</td> <td style="text-align: center;">2023</td> </tr> </table>		315	303	2024	2023
315	303								
2024	2023								

Dispositions by Division																
Divisions		Jan	Feb	Mar	Apr	May	Jun	Jul	Aug	Sep	Oct	Nov	Dec	Thru Sep	% Change	Total
Total	2024	56	36	43	29	31	25	16	34	45	-	-	-	315	4%	315
	2023	32	37	27	34	33	39	35	39	27	25	42	20	303	▲	390
Civil	2024	8	1	4	5	3	1	2	6	9	-	-	-	39	30%	39
	2023	3	1	6	-	1	4	4	5	6	3	2	2	30	▲	37
Criminal	2024	8	21	10	8	4	12	2	17	14	-	-	-	96	-4%	96
	2023	10	13	1	14	9	11	21	14	7	11	14	2	100	▼	127
Concealed Handgun Permits	2024	26	11	21	7	21	9	8	7	11	-	-	-	121	-13%	121
	2023	16	20	17	18	18	17	8	15	10	9	23	15	139	▼	186
Miscellaneous/ Other	2024	13	3	4	5	3	3	4	4	11	-	-	-	50	47%	50
	2023	3	3	3	2	5	7	2	5	4	2	3	1	34	▲	40
Others	2024	1	-	4	4	-	-	-	-	-	-	-	-	9	9	9
	2023	-	-	-	-	-	-	-	-	-	-	-	-	0	↔	0

Dispositions by Case Category																
Case Categories		Jan	Feb	Mar	Apr	May	Jun	Jul	Aug	Sep	Oct	Nov	Dec	Thru Sep	% Change	Total
Contested Divorce	2024	2	-	-	2	-	-	-	-	2	-	-	-	6	500%	6
	2023	-	-	-	-	-	-	1	-	-	1	1	-	1	▲	3
Domestic and Family - Level 1	2024	-	-	-	1	-	-	-	-	-	-	-	-	1	-89%	1
	2023	-	-	7	-	-	-	-	2	-	-	-	-	9	▼	9
Domestic and Family - Level 2	2024	-	-	3	-	1	-	-	5	3	-	-	-	12	71%	12
	2023	-	1	-	-	-	1	-	-	5	-	-	-	7	▲	7
Felonies and Related Matters	2024	4	15	9	3	2	7	2	13	6	-	-	-	61	-2%	61
	2023	6	8	1	7	6	8	14	5	7	7	12	1	62	▼	82
General Civil - Level 1	2024	-	-	-	-	-	-	1	-	1	-	-	-	2	2	2
	2023	-	-	-	-	-	-	-	-	-	-	-	-	0	↔	0
General Civil - Level 2	2024	2	-	-	2	-	2	2	-	2	-	-	-	10	67%	10
	2023	3	-	-	-	-	2	-	1	-	1	1	-	6	▲	8
General Civil - Level 3	2024	1	1	1	-	-	1	-	2	2	-	-	-	8	300%	8
	2023	-	-	-	-	-	-	-	2	-	1	-	1	2	▲	4
Miscellaneous Civil	2024	35	11	23	11	24	10	9	9	20	-	-	-	152	-11%	152
	2023	19	23	19	20	23	24	9	19	14	11	24	16	170	▼	221
Misdemeanor	2024	4	3	1	3	2	4	-	1	2	-	-	-	20	-13%	20
	2023	1	3	-	1	3	2	5	7	1	3	2	1	23	▼	29
Other	2024	4	3	6	4	-	-	1	1	-	-	-	-	19	19	19
	2023	-	-	-	-	-	-	-	-	-	-	1	-	0	↔	1
Other Criminally Related Matters	2024	-	3	-	2	-	1	-	3	6	-	-	-	15	-6%	15
	2023	3	2	-	6	-	1	2	2	-	1	-	1	16	▼	18
Probates/Wills & Trusts - Level 2	2024	1	-	-	-	-	-	-	-	1	-	-	-	2	2	2
	2023	-	-	-	-	-	-	-	-	-	-	-	-	0	↔	0
Protective Orders	2024	-	-	-	-	1	-	-	-	-	-	-	-	1	1	1
	2023	-	-	-	-	-	-	-	-	-	-	-	-	0	↔	0
Uncontested Divorce	2024	3	-	-	1	1	-	1	-	-	-	-	-	6	-14%	6
	2023	-	-	-	-	1	1	4	1	-	-	1	-	7	▼	8

Dashboard		Monthly Dispositions Summary		Jan --- Sep Dispositions	
<p>Court: King William Circuit Start/End Date: Jan-23 / Sep-24 2023 Average Month: 95 Jan-Sep 2023: 840 Dispositions Trending: ▲</p>	<p>Circuit/Court ID: 9 209101 Type of Case: Dispositions 2024 Average Month: 97 Jan-Sep 2024 : 872 Overall AVG. Month: 96</p>				

Dispositions by Division																
Divisions		Jan	Feb	Mar	Apr	May	Jun	Jul	Aug	Sep	Oct	Nov	Dec	Thru Sep	% Change	Total
Total	2024	93	113	107	100	69	94	120	81	95	-	-	-	872	4%	872
	2023	114	89	75	130	74	106	64	69	119	78	77	139	840	▲	1,134
Civil	2024	12	6	13	9	8	14	7	12	22	-	-	-	103	58%	103
	2023	6	8	6	3	9	5	9	5	14	7	6	12	65	▲	90
Criminal	2024	21	31	24	30	13	24	36	7	14	-	-	-	200	-5%	200
	2023	22	19	17	43	20	24	14	10	42	11	21	12	211	▼	255
Concealed Handgun Permits	2024	44	53	44	33	29	36	49	28	17	-	-	-	333	-11%	333
	2023	58	45	38	60	27	59	23	25	40	38	37	45	375	▼	495
Miscellaneous/ Other	2024	16	23	26	28	19	20	28	34	42	-	-	-	236	25%	236
	2023	28	17	14	24	18	18	18	18	29	23	22	13	189	▲	294

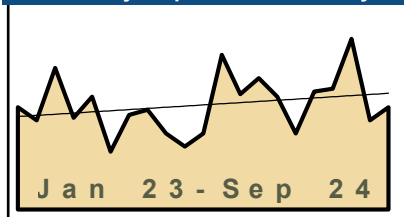
Dispositions by Case Category																
Case Categories		Jan	Feb	Mar	Apr	May	Jun	Jul	Aug	Sep	Oct	Nov	Dec	Thru Sep	% Change	Total
Administrative Law	2024	-	-	2	-	-	-	-	-	-	-	-	-	2	2	2
	2023	-	-	-	-	-	-	-	-	-	-	-	-	0	↔	0
Capital Murder	2024	-	-	-	-	-	-	1	-	-	-	-	-	1	0%	1
	2023	-	-	-	-	-	1	-	-	-	-	-	-	1	↔	1
Contested Divorce	2024	2	1	3	2	-	1	-	2	-	-	-	-	11	175%	11
	2023	1	-	-	-	1	1	-	1	-	-	-	3	4	▲	7
Domestic and Family - Level 1	2024	3	-	-	-	1	4	-	-	5	-	-	-	13	86%	13
	2023	1	1	-	1	-	-	1	-	3	4	1	-	7	▲	12
Domestic and Family - Level 2	2024	-	1	2	4	-	2	-	-	-	-	-	-	9	29%	9
	2023	1	-	-	-	1	1	1	-	3	-	-	-	7	▲	7
Felonies and Related Matters	2024	18	22	23	23	3	14	28	6	7	-	-	-	144	1%	144
	2023	18	12	16	35	12	17	5	6	21	4	7	4	142	▲	157
General Civil - Level 1	2024	-	-	-	-	-	-	-	-	1	-	-	-	1	0%	1
	2023	-	-	-	-	-	-	-	-	1	-	-	-	1	↔	1
General Civil - Level 2	2024	-	2	2	1	-	2	2	2	13	-	-	-	24	100%	24
	2023	-	1	2	-	4	2	1	-	2	1	1	-	12	▲	14
General Civil - Level 3	2024	6	-	3	1	6	1	2	3	9	-	-	-	31	72%	31
	2023	-	5	2	3	1	1	3	2	1	1	3	5	18	▲	27
Miscellaneous Civil	2024	46	67	51	48	37	45	62	42	37	-	-	-	435	-3%	435
	2023	64	48	44	70	38	65	28	43	50	46	45	56	450	▼	597
Misdemeanor	2024	2	9	2	4	3	9	6	3	7	-	-	-	45	-8%	45
	2023	3	2	1	7	4	6	8	3	15	5	14	3	49	▼	71
Other	2024	13	8	17	12	10	10	14	18	16	-	-	-	118	4%	118
	2023	22	14	8	13	8	11	12	11	14	13	5	59	113	▲	190
Other Criminally Related Matters	2024	1	-	-	3	7	1	1	1	-	-	-	-	14	-26%	14
	2023	1	5	-	1	3	1	1	1	6	2	-	5	19	▼	26
Probates/Wills & Trusts - Level 2	2024	-	1	-	-	1	1	-	1	-	-	-	-	4	300%	4
	2023	-	-	-	-	-	-	-	1	-	-	-	-	1	▲	1
Uncontested Divorce	2024	2	2	2	2	1	4	4	3	-	-	-	-	20	25%	20
	2023	3	1	2	-	1	1	4	1	3	2	1	4	16	▲	23

Dashboard

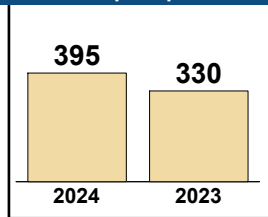
Court: Mathews Circuit
Start/End Date: Jan-23 / Sep-24
2023 Average Month: 37
Jan-Sep 2023: 330
Dispositions Trending: ▲

Circuit/Court ID: 9 209115
Type of Case: Dispositions
2024 Average Month: 44
Jan-Sep 2024 : 395
Overall AVG. Month: 40

Monthly Dispositions Summary



Jan --- Sep Dispositions



Dispositions by Division

Divisions		Jan	Feb	Mar	Apr	May	Jun	Jul	Aug	Sep	Oct	Nov	Dec	Thru Sep	% Change	Total
Total	2024	44	50	43	29	45	46	65	34	39	-	-	-	395	20%	395
	2023	39	34	54	35	43	22	36	38	29	24	29	59	330	▲	442
Civil	2024	13	6	9	6	7	9	18	6	6	-	-	6	80	90%	80
	2023	3	5	9	3	7	2	7	6	-	-	6	7	42	▲	55
Criminal	2024	3	6	10	10	10	17	13	7	10	-	-	-	86	4%	86
	2023	10	3	14	23	6	2	10	8	7	3	6	21	83	▲	113
Concealed Handgun Permits	2024	21	34	21	9	21	17	23	18	12	-	-	-	176	17%	176
	2023	18	20	18	8	21	15	15	18	18	16	14	22	151	▲	203
Miscellaneous/ Other	2024	7	4	3	4	7	3	11	3	10	-	-	-	52	-4%	52
	2023	8	6	13	1	9	3	4	6	4	5	3	9	54	▼	71
Others	2024	-	-	-	-	-	-	-	-	1	-	-	-	1	1	1
	2023	-	-	-	-	-	-	-	-	-	-	-	-	0	↔	0

Dispositions by Case Category

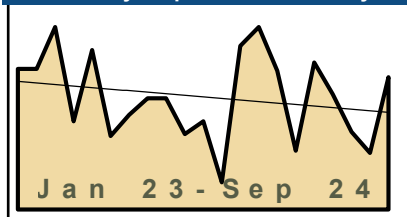
Case Categories		Jan	Feb	Mar	Apr	May	Jun	Jul	Aug	Sep	Oct	Nov	Dec	Thru Sep	% Change	Total
Administrative Law	2024	-	-	-	-	1	-	-	-	-	-	-	-	1	1	1
	2023	-	-	-	-	-	-	-	-	-	-	-	-	0	↔	0
Contested Divorce	2024	2	-	2	-	-	1	-	1	-	-	-	-	6	100%	6
	2023	-	-	1	-	1	-	1	-	-	-	1	1	3	▲	5
Domestic and Family - Level 1	2024	1	5	-	1	-	-	5	1	-	-	-	-	13	225%	13
	2023	-	4	-	-	-	-	-	-	-	-	-	-	4	▲	4
Domestic and Family - Level 2	2024	-	-	-	-	-	1	-	1	-	-	-	-	2	0%	2
	2023	-	-	2	-	-	-	-	-	-	-	1	-	2	↔	3
Felonies and Related Matters	2024	2	5	7	7	3	16	5	6	8	-	-	-	59	20%	59
	2023	4	2	8	16	2	1	6	5	5	3	6	12	49	▲	70
General Civil - Level 1	2024	1	-	-	-	-	-	-	-	-	-	-	-	1	1	1
	2023	-	-	-	-	-	-	-	-	-	-	-	-	0	↔	0
General Civil - Level 2	2024	3	1	-	2	-	1	3	-	2	-	-	-	12	100%	12
	2023	2	1	-	-	3	-	-	-	-	-	-	1	6	▲	7
General Civil - Level 3	2024	4	-	-	-	4	1	-	1	-	-	-	-	10	-17%	10
	2023	1	1	2	-	-	1	6	1	-	-	3	4	12	▼	19
Miscellaneous Civil	2024	28	37	25	12	28	20	33	21	22	-	-	-	226	12%	226
	2023	24	25	31	10	30	18	18	24	21	21	17	30	201	▲	269
Misdemeanor	2024	-	1	2	3	6	1	10	1	2	-	-	-	26	4%	26
	2023	-	1	4	7	4	1	4	3	1	-	-	6	25	▲	31
Other	2024	1	1	1	1	-	-	1	-	1	-	-	-	6	100%	6
	2023	-	-	-	-	-	1	1	-	1	-	-	1	3	▲	4
Other Criminally Related Matters	2024	1	-	1	-	1	-	2	-	-	-	-	-	5	-55%	5
	2023	6	-	2	2	-	-	-	-	1	-	-	3	11	▼	14
Probates/Wills & Trusts - Level 2	2024	-	-	1	2	-	2	1	-	-	-	-	-	6	100%	6
	2023	-	-	-	-	2	-	-	1	-	-	1	-	3	▲	4
Protective Orders	2024	-	-	-	-	-	-	1	-	2	-	-	-	3	200%	3
	2023	-	-	1	-	-	-	-	-	-	-	-	-	1	▲	1
Uncontested Divorce	2024	1	-	4	1	2	3	4	2	2	-	-	-	19	90%	19
	2023	2	-	3	-	1	-	-	4	-	-	-	1	10	▲	11

Dashboard

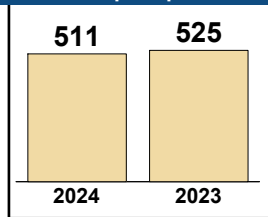
Court: Middlesex Circuit
Start/End Date: Jan-23 / Sep-24
2023 Average Month: 51
Jan-Sep 2023: 525
Dispositions Trending: ▼

Circuit/Court ID: 9 209119
Type of Case: Dispositions
2024 Average Month: 57
Jan-Sep 2024 : 511
Overall AVG. Month: 54

Monthly Dispositions Summary



Jan --- Sep Dispositions



Dispositions by Division

Divisions		Jan	Feb	Mar	Apr	May	Jun	Jul	Aug	Sep	Oct	Nov	Dec	Thru Sep	% Change	Total
Total	2024	78	87	66	28	70	55	37	27	63	-	-	-	511	-3%	511
	2023	67	67	87	42	76	35	45	53	53	36	42	13	525	▼	616
Civil	2024	15	4	9	2	7	12	5	12	13	-	-	-	79	25%	79
	2023	4	8	12	5	13	2	7	7	5	10	3	5	63	▲	81
Criminal	2024	23	52	25	3	25	23	16	2	26	-	-	-	195	13%	195
	2023	29	20	31	7	35	7	7	20	17	11	14	-	173	▲	198
Concealed Handgun Permits	2024	37	26	23	17	25	13	11	9	16	-	-	-	177	-23%	177
	2023	30	28	38	22	24	22	21	23	21	11	20	5	229	▼	265
Miscellaneous/ Other	2024	3	5	9	6	13	7	5	4	6	-	-	-	58	2%	58
	2023	4	11	6	8	3	4	9	3	9	4	5	3	57	▲	69
Others	2024	-	-	-	-	-	-	-	-	2	-	-	-	2	-33%	2
	2023	-	-	-	-	1	-	1	-	1	-	-	-	3	▼	3

Dispositions by Case Category

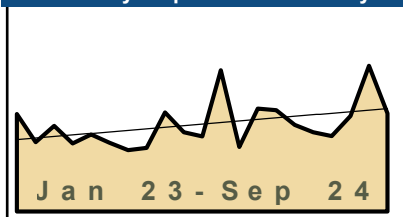
Case Categories		Jan	Feb	Mar	Apr	May	Jun	Jul	Aug	Sep	Oct	Nov	Dec	Thru Sep	% Change	Total
Administrative Law	2024	-	-	-	-	-	-	-	-	1	-	-	-	1	1	1
	2023	-	-	-	-	-	-	-	-	-	-	-	-	0	↔	0
Capital Murder	2024	-	-	-	-	-	-	-	-	-	-	-	-	0	-100%	0
	2023	-	-	-	1	-	-	-	-	-	-	-	-	1	▼	1
Contested Divorce	2024	2	-	2	-	-	-	-	1	1	-	-	-	6	-33%	6
	2023	-	-	3	-	1	-	1	2	2	-	-	3	9	▼	12
Domestic and Family - Level 1	2024	2	-	-	-	4	8	-	-	-	-	-	-	14	180%	14
	2023	-	-	4	-	-	1	-	-	-	2	-	-	5	▲	7
Domestic and Family - Level 2	2024	-	1	2	-	-	-	-	-	-	-	-	-	3	200%	3
	2023	-	-	-	-	-	-	-	1	-	-	-	-	1	▲	1
Felonies and Related Matters	2024	12	38	18	1	17	19	8	-	15	-	-	-	128	25%	128
	2023	20	13	10	3	23	7	6	7	13	5	6	-	102	▲	113
General Civil - Level 1	2024	-	-	-	-	-	-	1	-	-	-	-	-	1	0%	1
	2023	1	-	-	-	-	-	-	-	-	-	-	-	1	↔	1
General Civil - Level 2	2024	2	2	2	1	2	1	-	3	1	-	-	-	14	75%	14
	2023	2	1	1	1	-	-	2	1	-	2	2	-	8	▲	12
General Civil - Level 3	2024	2	1	-	-	1	2	3	2	2	-	-	-	13	-35%	13
	2023	2	6	-	4	4	1	2	1	-	2	2	-	20	▼	24
Miscellaneous Civil	2024	39	29	26	22	30	16	12	10	20	-	-	-	204	-24%	204
	2023	31	37	43	29	27	25	27	23	26	14	24	7	268	▼	313
Misdemeanor	2024	10	10	7	1	7	4	7	-	11	-	-	-	57	-12%	57
	2023	9	7	19	3	11	-	-	13	3	5	5	-	65	▼	75
Other	2024	1	2	4	1	7	3	4	3	4	-	-	-	29	38%	29
	2023	2	3	1	-	1	1	3	4	6	3	-	1	21	▲	25
Other Criminally Related Matters	2024	2	4	-	1	1	-	1	2	-	-	-	-	11	83%	11
	2023	-	-	2	1	1	-	1	-	1	1	3	-	6	▲	10
Probates/Wills & Trusts - Level 1	2024	-	-	-	-	-	-	-	-	1	-	-	-	1	1	1
	2023	-	-	-	-	-	-	-	-	-	-	-	-	0	↔	0
Probates/Wills & Trusts - Level 2	2024	1	-	1	1	-	1	-	1	2	-	-	-	7	133%	7
	2023	-	-	2	-	-	-	-	-	1	1	-	1	3	▲	5
Protective Orders	2024	3	-	-	-	-	-	-	-	-	-	-	-	3	3	3
	2023	-	-	-	-	-	-	-	-	-	-	-	-	0	↔	0
Uncontested Divorce	2024	2	-	4	-	1	1	1	5	5	-	-	-	19	27%	19
	2023	-	-	2	-	8	-	3	1	1	1	-	1	15	▲	17

Dashboard

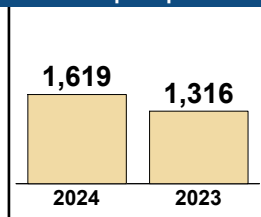
Court: New Kent Circuit
Start/End Date: Jan-23 / Sep-24
2023 Average Month: 157
Jan-Sep 2023: 1,316
Dispositions Trending: ▲

Circuit/Court ID: 9 209127
Type of Case: Dispositions
2024 Average Month: 180
Jan-Sep 2024 : 1,619
Overall AVG. Month: 167

Monthly Dispositions Summary



Jan --- Sep Dispositions



Dispositions by Division

Divisions		Jan	Feb	Mar	Apr	May	Jun	Jul	Aug	Sep	Oct	Nov	Dec	Thru Sep	% Change	Total
Total	2024	123	196	193	165	151	144	182	278	187	-	-	-	1,619	23%	1,619
	2023	186	132	163	130	147	131	117	121	189	151	143	269	1,316	▲	1,879
Civil	2024	8	9	11	13	14	5	14	12	14	-	-	-	100	-19%	100
	2023	18	17	13	11	7	16	13	11	17	20	15	24	123	▼	182
Criminal	2024	49	51	53	47	59	53	54	76	81	-	-	-	523	22%	523
	2023	68	24	19	66	54	30	54	36	79	45	37	68	430	▲	580
Concealed Handgun Permits	2024	33	88	76	55	51	45	58	47	60	-	-	-	513	0%	513
	2023	82	64	100	23	50	58	25	50	60	59	70	63	512	▲	704
Miscellaneous/ Other	2024	33	48	53	49	27	41	56	143	31	-	-	-	481	92%	481
	2023	18	27	31	30	36	27	25	24	33	27	21	113	251	▲	412
Others	2024	-	-	-	1	-	-	-	-	1	-	-	-	2	2	2
	2023	-	-	-	-	-	-	-	-	-	-	-	1	0	↔	1

Dispositions by Case Category

Case Categories		Jan	Feb	Mar	Apr	May	Jun	Jul	Aug	Sep	Oct	Nov	Dec	Thru Sep	% Change	Total
Contested Divorce	2024	-	2	1	3	5	3	1	1	2	-	-	-	18	13%	18
	2023	4	2	2	4	-	2	1	1	-	1	1	5	16	▲	23
Domestic and Family - Level 1	2024	3	-	3	1	1	-	1	1	1	-	-	-	11	-50%	11
	2023	3	5	-	1	-	2	6	-	5	3	2	-	22	▼	27
Domestic and Family - Level 2	2024	-	-	2	-	-	-	-	1	-	-	-	-	3	-70%	3
	2023	-	2	1	-	-	-	2	1	4	3	3	2	10	▼	18
Felonies and Related Matters	2024	35	26	27	36	34	30	38	46	63	-	-	-	335	12%	335
	2023	52	13	6	56	38	20	36	20	59	25	33	54	300	▲	412
General Civil - Level 1	2024	-	-	-	-	-	-	1	-	1	-	-	-	2	2	2
	2023	-	-	-	-	-	-	-	-	-	-	-	-	0	↔	0
General Civil - Level 2	2024	3	-	2	5	1	-	4	3	4	-	-	-	22	83%	22
	2023	-	2	2	-	-	4	1	1	2	5	5	8	12	▲	30
General Civil - Level 3	2024	1	1	3	2	1	-	3	2	1	-	-	-	14	-46%	14
	2023	7	3	4	3	-	1	1	4	3	2	-	5	26	▼	33
Miscellaneous Civil	2024	46	94	86	63	61	54	73	55	65	-	-	-	597	2%	597
	2023	88	72	109	32	64	66	32	54	69	63	80	70	586	▲	799
Misdemeanor	2024	7	14	26	10	14	16	13	18	14	-	-	-	132	25%	132
	2023	11	10	8	10	15	9	16	8	19	17	4	13	106	▲	140
Other	2024	20	41	41	40	16	32	41	135	27	-	-	-	393	122%	393
	2023	12	19	22	21	22	19	18	20	24	22	11	108	177	▲	318
Other Criminally Related Matters	2024	7	11	-	1	11	7	3	12	4	-	-	-	56	133%	56
	2023	5	1	5	-	1	1	2	8	1	3	-	1	24	▲	28
Probates/Wills & Trusts - Level 1	2024	-	-	-	-	-	-	1	-	-	-	-	-	1	1	1
	2023	-	-	-	-	-	-	-	-	-	-	-	1	0	↔	1
Probates/Wills & Trusts - Level 2	2024	-	-	-	1	-	1	1	-	-	-	-	-	3	50%	3
	2023	-	1	-	-	-	1	-	-	-	1	1	-	2	▲	4
Protective Orders	2024	-	-	1	-	2	1	-	-	-	-	-	-	4	300%	4
	2023	-	1	-	-	-	-	-	-	-	2	-	-	1	▲	3
Uncontested Divorce	2024	1	7	1	3	5	-	2	4	5	-	-	-	28	-18%	28
	2023	4	1	4	3	7	6	2	4	3	4	3	2	34	▼	43

Dashboard		Monthly Dispositions Summary		Jan --- Sep Dispositions	
<p>Court: York Circuit Start/End Date: Jan-23 / Sep-24 2023 Average Month: 333 Jan-Sep 2023: 3,129 Dispositions Trending: ▼</p>	<p>Circuit/Court ID: 9 209199 Type of Case: Dispositions 2024 Average Month: 307 Jan-Sep 2024 : 2,761 Overall AVG. Month: 322</p>	<p style="text-align: center;">Jan 23 - Sep 24</p>		<p style="text-align: center;">2024 2023</p>	

Dispositions by Division																
Divisions		Jan	Feb	Mar	Apr	May	Jun	Jul	Aug	Sep	Oct	Nov	Dec	Thru Sep	% Change	Total
Total	2024	401	264	382	292	325	266	267	309	255	-	-	-	2,761	-12%	2,761
	2023	380	324	437	360	312	400	234	383	299	299	282	284	3,129	▼	3,994
Civil	2024	53	28	49	54	46	45	44	46	43	-	-	-	408	11%	408
	2023	35	44	51	41	52	44	26	47	28	48	32	43	368	▲	491
Criminal	2024	158	78	133	87	122	104	88	73	71	-	-	-	914	-3%	914
	2023	105	92	90	96	94	140	99	122	109	105	107	74	947	▼	1,233
Concealed Handgun Permits	2024	140	121	175	111	112	81	84	140	90	-	-	-	1,054	-24%	1,054
	2023	181	152	243	167	128	173	78	164	110	113	109	134	1,396	▼	1,752
Miscellaneous/ Other	2024	50	37	25	40	45	36	50	50	51	-	-	-	384	-8%	384
	2023	59	36	52	55	38	43	31	50	52	32	34	32	416	▼	514
Others	2024	-	-	-	-	-	-	1	-	-	-	-	-	1	-50%	1
	2023	-	-	1	1	-	-	-	-	-	1	-	1	2	▼	4

Dispositions by Case Category																
Case Categories		Jan	Feb	Mar	Apr	May	Jun	Jul	Aug	Sep	Oct	Nov	Dec	Thru Sep	% Change	Total
Administrative Law	2024	1	-	-	-	-	-	1	-	-	-	-	-	2	0%	2
	2023	-	-	-	2	-	-	-	-	-	-	-	1	2	↔	3
Contested Divorce	2024	3	2	2	7	8	4	5	9	10	-	-	-	50	72%	50
	2023	4	4	2	1	6	1	3	5	3	7	4	8	29	▲	48
Domestic and Family - Level 1	2024	9	3	7	16	3	3	6	3	7	-	-	-	57	97%	57
	2023	-	3	11	3	3	2	-	5	2	6	2	7	29	▲	44
Domestic and Family - Level 2	2024	15	1	5	4	4	11	6	10	2	-	-	-	58	-11%	58
	2023	7	10	11	8	10	6	2	6	5	5	7	2	65	▼	79
Felonies and Related Matters	2024	100	45	76	47	62	65	52	41	38	-	-	-	526	6%	526
	2023	53	42	53	49	52	70	59	66	54	57	54	50	498	▲	659
General Civil - Level 1	2024	-	-	2	-	-	-	1	1	-	-	-	-	4	-33%	4
	2023	-	-	-	2	1	-	2	-	1	-	-	-	6	▼	6
General Civil - Level 2	2024	9	11	16	12	13	9	8	11	9	-	-	-	98	34%	98
	2023	10	10	12	8	8	10	2	6	7	9	4	6	73	▲	92
General Civil - Level 3	2024	8	7	7	4	5	6	7	1	5	-	-	-	50	-6%	50
	2023	4	11	8	6	3	5	5	7	4	6	6	6	53	▼	71
Miscellaneous Civil	2024	182	151	191	145	145	112	126	184	137	-	-	-	1,373	-22%	1,373
	2023	236	182	286	213	159	213	105	208	159	141	137	162	1,761	▼	2,201
Misdemeanor	2024	45	25	28	35	48	29	20	20	29	-	-	-	279	-25%	279
	2023	45	49	28	38	30	57	29	55	42	38	34	20	373	▼	465
Other	2024	2	-	1	-	1	-	3	-	3	-	-	-	10	-44%	10
	2023	2	2	1	5	5	1	-	2	-	3	1	3	18	▼	25
Other Criminally Related Matters	2024	13	8	29	5	12	10	16	12	4	-	-	-	109	42%	109
	2023	7	1	10	9	12	13	11	1	13	11	19	4	77	▲	111
Probates/Wills & Trusts - Level 1	2024	-	-	-	-	1	-	1	-	-	-	-	-	2	0%	2
	2023	-	-	-	-	1	1	-	-	-	-	-	-	2	↔	2
Probates/Wills & Trusts - Level 2	2024	2	-	4	2	1	3	2	4	1	-	-	-	19	-32%	19
	2023	5	3	1	2	2	6	3	4	2	1	-	3	28	▼	32
Protective Orders	2024	-	1	1	-	-	-	-	-	-	-	-	-	2	2	2
	2023	-	-	-	-	-	-	-	-	-	-	-	-	0	↔	0
Uncontested Divorce	2024	12	10	13	15	22	14	13	13	10	-	-	-	122	6%	122
	2023	7	7	14	14	20	15	13	18	7	15	14	12	115	▲	156


This report reflects data in the case management system. Numbers will update accordingly as reports are refreshed and posted.

Dashboard

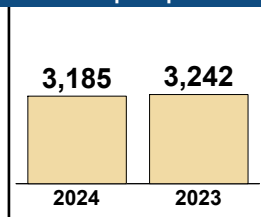
Court: Williamsburg Circuit
Start/End Date: Jan-23 / Sep-24
2023 Average Month: 342
Jan-Sep 2023: 3,242
Dispositions Trending: ⇄

Circuit/Court ID: 9 209830
Type of Case: Dispositions
2024 Average Month: 354
Jan-Sep 2024 : 3,185
Overall AVG. Month: 347

Monthly Dispositions Summary



Jan --- Sep Dispositions



Dispositions by Division

Divisions		Jan	Feb	Mar	Apr	May	Jun	Jul	Aug	Sep	Oct	Nov	Dec	Thru Sep	% Change	Total
Total	2024	401	344	419	336	379	304	315	324	363	-	-	-	3,185	-2%	3,185
	2023	412	424	375	319	373	327	342	332	338	311	249	299	3,242	▼	4,101
Civil	2024	60	46	38	55	45	52	40	45	37	-	-	-	418	-13%	418
	2023	57	67	70	38	45	56	45	42	62	47	29	42	482	▼	600
Criminal	2024	105	71	123	90	100	127	117	126	122	-	-	-	981	20%	981
	2023	94	82	76	58	98	95	119	92	101	90	99	89	815	▲	1,093
Concealed Handgun Permits	2024	156	134	164	87	131	71	96	80	126	-	-	-	1,045	-12%	1,045
	2023	157	179	135	154	143	94	103	122	101	109	84	109	1,188	▼	1,490
Miscellaneous/ Other	2024	80	91	94	104	103	54	61	73	78	-	-	-	738	-2%	738
	2023	104	96	94	69	87	82	75	76	73	65	37	59	756	▼	917
Others	2024	-	2	-	-	-	-	1	-	-	-	-	-	3	200%	3
	2023	-	-	-	-	-	-	-	-	1	-	-	-	1	▲	1

Dispositions by Case Category

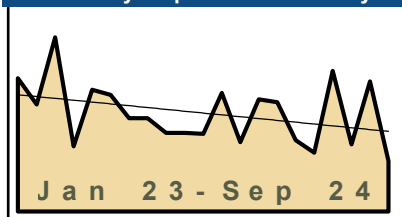
Case Categories		Jan	Feb	Mar	Apr	May	Jun	Jul	Aug	Sep	Oct	Nov	Dec	Thru Sep	% Change	Total
Administrative Law	2024	-	-	-	-	-	1	1	1	-	-	-	-	3	-25%	3
	2023	-	2	2	-	-	-	-	-	-	-	-	-	4	▼	4
Capital Murder	2024	-	-	-	-	-	-	-	-	-	-	-	-	0	-100%	0
	2023	-	-	-	-	-	1	-	-	1	-	-	1	2	▼	3
Contested Divorce	2024	8	7	2	3	6	6	4	9	3	-	-	-	48	-16%	48
	2023	5	6	10	7	6	6	4	8	5	5	3	3	57	▼	68
Domestic and Family - Level 1	2024	6	1	4	6	5	8	-	3	3	-	-	-	36	-32%	36
	2023	4	9	3	8	4	4	5	1	15	5	4	4	53	▼	66
Domestic and Family - Level 2	2024	4	1	1	2	1	3	1	2	4	-	-	-	19	-14%	19
	2023	5	-	5	1	3	2	3	1	2	2	-	-	22	▼	24
Felonies and Related Matters	2024	47	37	74	55	49	81	58	77	77	-	-	-	555	27%	555
	2023	52	43	34	39	50	43	79	44	53	50	50	54	437	▲	591
General Civil - Level 1	2024	-	1	2	2	-	-	1	2	-	-	-	-	8	14%	8
	2023	3	1	-	1	1	1	-	-	-	1	-	1	7	▲	9
General Civil - Level 2	2024	9	9	12	15	7	17	8	9	9	-	-	-	93	-14%	93
	2023	24	20	14	9	4	12	4	9	12	8	6	5	108	▼	127
General Civil - Level 3	2024	17	7	6	13	7	9	5	9	8	-	-	-	81	-21%	81
	2023	6	7	22	5	11	13	16	10	12	13	10	12	102	▼	137
Miscellaneous Civil	2024	200	158	202	141	164	96	129	124	167	-	-	-	1,381	-7%	1,381
	2023	192	216	185	187	171	128	130	147	133	136	101	127	1,489	▼	1,853
Misdemeanor	2024	29	21	37	31	36	35	47	44	36	-	-	-	316	16%	316
	2023	27	31	32	15	34	36	23	38	37	25	34	27	273	▲	359
Other	2024	35	68	54	49	69	27	23	24	35	-	-	-	384	-10%	384
	2023	61	58	42	32	56	44	43	50	39	35	17	40	425	▼	517
Other Criminally Related Matters	2024	30	13	12	5	15	11	20	6	9	-	-	-	121	16%	121
	2023	16	8	10	4	14	15	17	10	10	15	15	10	104	▲	144
Probates/Wills & Trusts - Level 1	2024	1	-	2	-	-	-	-	-	-	-	-	-	3	-50%	3
	2023	1	3	-	-	-	1	-	-	-	-	-	-	6	▼	6
Probates/Wills & Trusts - Level 2	2024	3	4	2	-	7	2	6	2	2	-	-	-	28	12%	28
	2023	5	3	-	1	-	5	3	3	5	4	3	2	25	▲	34
Uncontested Divorce	2024	12	17	9	14	13	8	12	14	10	-	-	-	109	-15%	109
	2023	11	17	16	10	18	17	14	11	14	12	6	13	128	▼	159

Dashboard

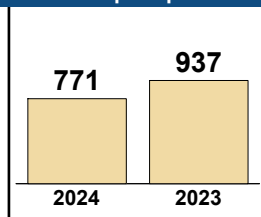
Court: Appomattox Circuit
Start/End Date: Jan-23 / Sep-24
2023 Average Month: 100
Jan-Sep 2023: 937
Dispositions Trending: ▼

Circuit/Court ID: 10 210011
Type of Case: Dispositions
2024 Average Month: 86
Jan-Sep 2024 : 771
Overall AVG. Month: 94

Monthly Dispositions Summary



Jan --- Sep Dispositions



Dispositions by Division

Divisions		Jan	Feb	Mar	Apr	May	Jun	Jul	Aug	Sep	Oct	Nov	Dec	Thru Sep	% Change	Total
Total	2024	66	107	104	68	56	134	64	124	48	-	-	-	771	-18%	771
	2023	127	102	166	62	116	111	89	89	75	75	74	113	937	▼	1,199
Civil	2024	6	11	7	9	12	6	5	8	4	-	-	-	68	-29%	68
	2023	7	7	6	8	40	11	4	8	5	4	9	10	96	▼	119
Criminal	2024	12	26	30	24	19	74	19	71	18	-	-	-	293	-15%	293
	2023	43	32	56	14	37	51	44	38	29	16	28	68	344	▼	456
Concealed Handgun Permits	2024	46	66	60	28	22	50	34	37	22	-	-	-	365	-15%	365
	2023	68	55	97	34	32	41	28	39	37	52	34	26	431	▼	543
Miscellaneous/ Other	2024	2	4	7	7	3	4	6	8	4	-	-	-	45	-32%	45
	2023	9	8	7	6	7	8	13	4	4	2	3	9	66	▼	80
Others	2024	-	-	-	-	-	-	-	-	-	-	-	-	0	0	0
	2023	-	-	-	-	-	-	-	-	-	1	-	-	0	↔	1

Dispositions by Case Category

Case Categories		Jan	Feb	Mar	Apr	May	Jun	Jul	Aug	Sep	Oct	Nov	Dec	Thru Sep	% Change	Total
Administrative Law	2024	-	-	-	-	-	-	-	-	1	-	-	-	1	1	1
	2023	-	-	-	-	-	-	-	-	-	-	-	-	0	↔	0
Contested Divorce	2024	-	-	1	1	1	-	-	-	-	-	-	-	3	-63%	3
	2023	-	-	-	4	1	1	1	1	-	-	2	2	8	▼	12
Domestic and Family - Level 1	2024	1	4	1	1	2	-	1	1	-	-	-	-	11	-61%	11
	2023	2	3	-	-	18	5	-	-	-	-	-	-	28	▼	28
Domestic and Family - Level 2	2024	2	-	-	1	1	2	-	2	-	-	-	-	8	-11%	8
	2023	2	2	-	2	1	-	-	1	1	1	2	2	9	▼	14
Felonies and Related Matters	2024	8	18	22	17	16	60	10	64	14	-	-	-	229	-16%	229
	2023	29	29	36	6	30	49	39	36	20	14	12	46	274	▼	346
General Civil - Level 2	2024	-	1	1	2	2	2	1	3	1	-	-	-	13	0%	13
	2023	1	1	2	-	4	1	2	1	1	-	2	2	13	↔	17
General Civil - Level 3	2024	-	5	3	1	2	-	2	1	2	-	-	-	16	-6%	16
	2023	2	1	2	-	6	3	-	1	2	2	1	1	17	▼	21
Miscellaneous Civil	2024	48	69	67	34	25	53	40	44	26	-	-	-	406	-17%	406
	2023	75	63	104	40	36	48	41	43	41	53	36	35	491	▼	615
Misdemeanor	2024	4	7	8	3	1	13	9	7	4	-	-	-	56	-7%	56
	2023	13	3	18	2	6	2	5	2	9	2	5	22	60	▼	89
Other	2024	-	-	-	-	1	-	-	-	-	-	-	-	1	0%	1
	2023	-	-	-	-	1	-	-	-	-	2	-	-	1	↔	3
Other Criminally Related Matters	2024	-	1	-	4	2	1	-	-	-	-	-	-	8	-20%	8
	2023	1	-	2	6	1	-	-	-	-	-	11	-	10	▼	21
Probates/Wills & Trusts - Level 1	2024	-	-	-	-	-	-	-	-	-	-	-	-	0	-100%	0
	2023	-	-	-	-	2	-	-	-	-	-	-	-	2	▼	2
Probates/Wills & Trusts - Level 2	2024	-	-	-	1	-	1	1	-	-	-	-	-	3	-57%	3
	2023	-	-	-	-	4	2	-	1	-	1	-	-	7	▼	8
Uncontested Divorce	2024	3	2	1	3	3	2	-	2	-	-	-	-	16	-6%	16
	2023	2	-	2	2	6	-	1	3	1	-	3	3	17	▼	23

CPSS-CCMS-10.11 CASELOAD STATISTICS OF THE CIRCUIT COURTS

Buckingham

January 2023 -- September 2024 Dispositions

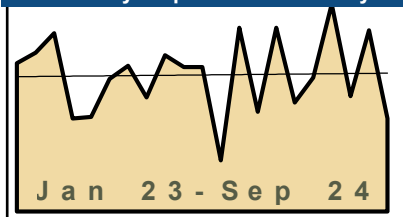
Alexandria and Fairfax Circuit are not Included in State Totals

Dashboard

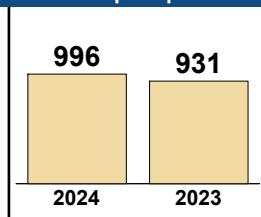
Court: Buckingham Circuit
Start/End Date: Jan-23 / Sep-24
2023 Average Month: 99
Jan-Sep 2023: 931
Dispositions Trending: ▲

Circuit/Court ID: 10 210029
Type of Case: Dispositions
2024 Average Month: 111
Jan-Sep 2024 : 996
Overall AVG. Month: 104

Monthly Dispositions Summary



Jan --- Sep Dispositions



Dispositions by Division

Divisions		Jan	Feb	Mar	Apr	May	Jun	Jul	Aug	Sep	Oct	Nov	Dec	Thru Sep	% Change	Total
Total	2024	140	76	140	83	102	158	88	138	71	-	-	-	996	7%	996
	2023	113	121	136	71	72	101	111	87	119	110	110	39	931	▲	1,190
Civil	2024	4	3	7	15	15	11	7	10	10	-	-	-	82	-1%	82
	2023	9	6	20	4	11	7	2	16	8	10	3	3	83	▼	99
Criminal	2024	72	25	57	12	49	100	24	52	22	-	-	-	413	-2%	413
	2023	54	74	60	14	16	59	69	22	55	61	86	23	423	▼	593
Concealed Handgun Permits	2024	37	32	48	37	21	25	27	19	27	-	-	-	273	-7%	273
	2023	38	29	46	33	29	24	24	32	38	29	17	5	293	▼	344
Miscellaneous/ Other	2024	27	16	28	19	17	22	30	55	12	-	-	-	226	71%	226
	2023	12	12	10	20	16	11	16	17	18	10	4	8	132	▲	154
Others	2024	-	-	-	-	-	-	-	2	-	-	-	-	2	2	2
	2023	-	-	-	-	-	-	-	-	-	-	-	-	0	↔	0

Dispositions by Case Category

Case Categories		Jan	Feb	Mar	Apr	May	Jun	Jul	Aug	Sep	Oct	Nov	Dec	Thru Sep	% Change	Total
Administrative Law	2024	-	-	-	-	-	-	-	-	-	-	-	-	0	-100%	0
	2023	-	-	1	-	-	1	-	-	-	1	-	-	2	▼	3
Capital Murder	2024	-	-	-	-	-	-	-	-	-	-	-	-	0	-100%	0
	2023	-	-	-	-	-	1	-	-	-	-	-	-	1	▼	1
Contested Divorce	2024	1	-	1	1	1	2	1	-	1	-	-	-	8	-11%	8
	2023	-	1	-	-	1	2	-	5	-	2	-	1	9	▼	12
Domestic and Family - Level 1	2024	-	1	1	-	2	4	-	2	-	-	-	-	10	-55%	10
	2023	1	-	13	-	3	-	-	4	1	-	-	-	22	▼	22
Domestic and Family - Level 2	2024	-	-	-	-	2	-	-	1	1	-	-	-	4	-50%	4
	2023	2	1	1	-	2	-	-	-	2	2	-	1	8	▼	11
Felonies and Related Matters	2024	64	24	38	10	42	93	23	44	17	-	-	-	355	5%	355
	2023	49	66	44	11	12	46	52	21	37	42	58	17	338	▲	455
General Civil - Level 1	2024	-	-	-	-	-	-	1	-	-	-	-	-	1	-50%	1
	2023	-	-	-	-	2	-	-	-	-	-	-	-	2	▼	2
General Civil - Level 2	2024	1	-	-	1	2	2	5	1	4	-	-	-	16	-24%	16
	2023	4	2	1	2	2	1	1	3	5	2	1	-	21	▼	24
General Civil - Level 3	2024	1	1	1	4	3	1	-	3	-	-	-	-	14	56%	14
	2023	1	-	1	1	1	1	-	2	2	1	-	-	9	▲	10
Miscellaneous Civil	2024	48	37	60	39	28	34	35	29	31	-	-	-	341	-8%	341
	2023	46	36	54	43	34	31	32	42	51	34	22	8	369	▼	433
Misdemeanor	2024	8	1	19	-	6	7	1	8	3	-	-	-	53	-25%	53
	2023	5	6	14	1	3	8	16	1	17	18	27	5	71	▼	121
Other	2024	15	11	17	17	9	13	20	46	8	-	-	-	156	218%	156
	2023	3	4	3	10	10	3	8	6	2	2	-	5	49	▲	56
Other Criminally Related Matters	2024	-	-	-	3	1	-	-	-	3	-	-	-	7	-46%	7
	2023	-	2	2	2	1	4	1	-	1	1	1	1	13	▼	16
Probates/Wills & Trusts - Level 1	2024	-	-	-	1	-	-	-	-	-	-	-	-	1	1	1
	2023	-	-	-	-	-	-	-	-	-	-	-	-	0	↔	0
Probates/Wills & Trusts - Level 2	2024	-	-	1	1	1	1	-	1	-	-	-	-	5	400%	5
	2023	-	-	-	-	-	-	1	-	-	1	1	-	1	▲	3
Uncontested Divorce	2024	2	1	2	6	5	1	2	3	3	-	-	-	25	56%	25
	2023	2	3	2	1	1	3	-	3	1	4	-	1	16	▲	21

This report reflects data in the case management system. Numbers will update accordingly as reports are refreshed and posted.

Dashboard		Monthly Dispositions Summary		Jan --- Sep Dispositions					
<p>Court: Charlotte Circuit Start/End Date: Jan-23 / Sep-24 2023 Average Month: 70 Jan-Sep 2023: 553 Dispositions Trending: ▲</p>	<p>Circuit/Court ID: 10 210037 Type of Case: Dispositions 2024 Average Month: 65 Jan-Sep 2024 : 584 Overall AVG. Month: 68</p>	<p style="text-align: center; font-weight: bold;">Jan 23 - Sep 24</p>		<table border="1" style="margin: auto;"> <tr> <td style="text-align: center; width: 50px;">584</td> <td style="text-align: center; width: 50px;">553</td> </tr> <tr> <td style="text-align: center;">2024</td> <td style="text-align: center;">2023</td> </tr> </table>		584	553	2024	2023
584	553								
2024	2023								

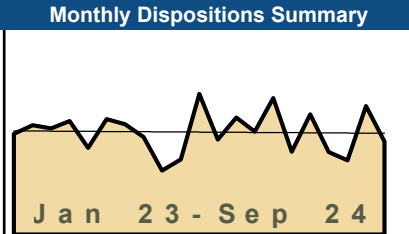
Dispositions by Division																
Divisions		Jan	Feb	Mar	Apr	May	Jun	Jul	Aug	Sep	Oct	Nov	Dec	Thru Sep	% Change	Total
Total	2024	60	55	115	77	48	74	36	49	70	-	-	-	584	6%	584
	2023	87	60	71	60	50	27	46	84	68	69	93	130	553	▲	845
Civil	2024	7	5	7	10	10	8	6	5	8	-	-	-	66	-21%	66
	2023	17	6	11	8	8	2	11	8	13	6	15	10	84	▼	115
Criminal	2024	13	11	66	34	13	33	9	26	42	-	-	-	247	33%	247
	2023	32	22	13	29	11	12	11	38	18	35	35	33	186	▲	289
Concealed Handgun Permits	2024	15	23	27	23	16	17	11	10	12	-	-	-	154	-20%	154
	2023	31	22	35	17	17	10	13	27	21	17	32	12	193	▼	254
Miscellaneous/ Other	2024	24	16	15	10	9	16	9	8	8	-	-	-	115	28%	115
	2023	7	10	12	6	14	3	11	11	16	11	11	75	90	▲	187
Others	2024	1	-	-	-	-	-	-	1	-	-	-	-	2	2	2
	2023	-	-	-	-	-	-	-	-	-	-	-	-	0	↔	0

Dispositions by Case Category																
Case Categories		Jan	Feb	Mar	Apr	May	Jun	Jul	Aug	Sep	Oct	Nov	Dec	Thru Sep	% Change	Total
Administrative Law	2024	-	-	-	-	-	-	-	-	-	-	-	-	0	-100%	0
	2023	-	-	-	-	-	-	2	-	-	-	-	-	2	▼	2
Capital Murder	2024	-	-	-	-	-	-	-	-	-	-	-	-	0	-100%	0
	2023	-	-	1	-	-	-	-	-	-	-	-	-	1	▼	1
Contested Divorce	2024	1	-	1	1	1	1	1	-	2	-	-	-	8	60%	8
	2023	-	1	1	1	1	-	-	1	-	-	1	2	5	▲	8
Domestic and Family - Level 1	2024	1	-	2	1	-	-	3	1	1	-	-	-	9	-53%	9
	2023	7	-	-	-	1	-	4	1	6	1	6	-	19	▼	26
Domestic and Family - Level 2	2024	-	-	-	2	2	2	1	-	1	-	-	-	8	-11%	8
	2023	3	-	2	-	1	-	1	1	1	-	-	-	9	▼	9
Felonies and Related Matters	2024	9	9	62	25	11	24	7	24	36	-	-	-	207	51%	207
	2023	22	17	10	25	9	8	7	28	11	31	29	28	137	▲	225
General Civil - Level 1	2024	-	-	-	-	-	1	-	-	-	-	-	-	1	-50%	1
	2023	1	-	-	1	-	-	-	-	-	-	-	-	2	▼	2
General Civil - Level 2	2024	-	1	-	1	-	-	-	-	1	-	-	-	3	-67%	3
	2023	1	2	-	1	-	2	-	1	2	3	2	2	9	▼	16
General Civil - Level 3	2024	2	2	1	1	7	1	1	1	1	-	-	-	17	42%	17
	2023	-	1	1	1	-	-	4	4	1	1	4	1	12	▲	18
Miscellaneous Civil	2024	19	30	32	28	17	25	15	17	16	-	-	-	199	-19%	199
	2023	32	30	43	18	26	12	19	33	32	22	41	19	245	▼	327
Misdemeanor	2024	5	-	3	9	2	8	1	2	6	-	-	-	36	-8%	36
	2023	8	4	1	3	2	2	4	10	5	4	6	3	39	▼	52
Other	2024	20	9	9	6	8	9	6	1	4	-	-	-	72	76%	72
	2023	7	2	6	5	5	1	5	5	5	6	2	68	41	▲	117
Other Criminally Related Matters	2024	-	2	1	-	-	1	1	2	-	-	-	-	7	-30%	7
	2023	2	1	1	1	-	2	-	-	3	-	1	2	10	▼	13
Probates/Wills & Trusts - Level 1	2024	-	-	-	-	-	-	-	-	-	-	-	-	0	-100%	0
	2023	-	-	-	-	-	1	-	-	-	-	-	-	1	▼	1
Probates/Wills & Trusts - Level 2	2024	-	-	-	2	-	1	-	1	-	-	-	-	4	33%	4
	2023	1	-	1	-	-	-	-	-	1	1	-	1	3	▲	5
Uncontested Divorce	2024	3	2	4	1	-	1	-	-	2	-	-	-	13	-28%	13
	2023	3	2	4	4	4	-	-	-	1	-	1	4	18	▼	23

Dashboard		Monthly Dispositions Summary		Jan --- Sep Dispositions					
<p>Court: Cumberland Circuit Start/End Date: Jan-23 / Sep-24 2023 Average Month: 53 Jan-Sep 2023: 503 Dispositions Trending: ▼</p>	<p>Circuit/Court ID: 10 210049 Type of Case: Dispositions 2024 Average Month: 52 Jan-Sep 2024 : 468 Overall AVG. Month: 53</p>	<p style="text-align: center; font-weight: bold;">Jan 23 - Sep 24</p>		<table border="1" style="margin: auto;"> <tr> <td style="text-align: center; width: 50px;">468</td> <td style="text-align: center; width: 50px;">503</td> </tr> <tr> <td style="text-align: center;">2024</td> <td style="text-align: center;">2023</td> </tr> </table>		468	503	2024	2023
468	503								
2024	2023								

Dispositions by Division																
Divisions		Jan	Feb	Mar	Apr	May	Jun	Jul	Aug	Sep	Oct	Nov	Dec	Thru Sep	% Change	Total
Total	2024	49	56	73	57	56	31	35	59	52	-	-	-	468	-7%	468
	2023	71	60	65	43	62	61	29	68	44	51	43	40	503	▼	637
Civil	2024	1	6	5	5	4	5	6	5	6	-	-	-	43	-20%	43
	2023	9	2	9	5	6	8	6	4	5	7	4	2	54	▼	67
Criminal	2024	12	10	27	22	24	11	3	13	19	-	-	-	141	-19%	141
	2023	27	7	22	13	34	20	7	31	13	17	12	4	174	▼	207
Concealed Handgun Permits	2024	24	23	27	18	23	10	14	26	19	-	-	-	184	-6%	184
	2023	24	41	26	19	17	17	10	24	18	19	20	23	196	▼	258
Miscellaneous/ Other	2024	12	17	14	12	5	5	11	15	8	-	-	-	99	25%	99
	2023	11	10	8	6	5	16	6	9	8	8	7	11	79	▲	105
Others	2024	-	-	-	-	-	-	1	-	-	-	-	-	1	1	1
	2023	-	-	-	-	-	-	-	-	-	-	-	-	0	↔	0

Dispositions by Case Category																
Case Categories		Jan	Feb	Mar	Apr	May	Jun	Jul	Aug	Sep	Oct	Nov	Dec	Thru Sep	% Change	Total
Contested Divorce	2024	-	-	-	3	-	1	-	1	2	-	-	-	7	17%	7
	2023	-	1	1	1	-	2	1	-	-	-	-	1	6	▲	7
Domestic and Family - Level 1	2024	-	4	3	-	-	2	1	-	2	-	-	-	12	300%	12
	2023	-	-	-	-	-	-	1	-	2	1	-	-	3	▲	4
Domestic and Family - Level 2	2024	-	-	-	-	-	-	-	-	-	-	-	-	0	-100%	0
	2023	1	-	-	-	-	3	-	-	1	-	-	-	5	▼	5
Felonies and Related Matters	2024	12	7	21	14	21	5	1	7	12	-	-	-	100	1%	100
	2023	15	2	13	6	19	13	1	19	11	9	8	4	99	▲	120
General Civil - Level 2	2024	-	2	-	-	-	1	1	-	1	-	-	-	5	-17%	5
	2023	1	-	-	-	1	2	1	-	1	1	-	-	6	▼	7
General Civil - Level 3	2024	-	-	-	2	2	-	2	3	1	-	-	-	10	-29%	10
	2023	4	-	3	2	2	1	2	-	-	-	1	-	14	▼	15
Miscellaneous Civil	2024	30	26	33	22	27	12	18	33	23	-	-	-	224	-10%	224
	2023	32	47	31	23	20	27	15	32	21	25	26	33	248	▼	332
Misdemeanor	2024	-	3	6	8	2	6	1	6	6	-	-	-	38	-34%	38
	2023	12	5	4	5	12	6	1	12	1	7	3	-	58	▼	68
Other	2024	6	13	8	8	1	3	8	8	4	-	-	-	59	136%	59
	2023	3	4	3	1	2	5	1	1	5	4	1	1	25	▲	31
Other Criminally Related Matters	2024	-	-	-	-	1	-	1	-	1	-	-	-	3	-82%	3
	2023	-	-	5	2	3	1	5	-	1	1	1	-	17	▼	19
Probates/Wills & Trusts - Level 2	2024	-	-	1	-	-	1	1	1	-	-	-	-	4	300%	4
	2023	-	-	1	-	-	-	-	-	-	1	-	-	1	▲	2
Uncontested Divorce	2024	1	1	1	-	2	-	1	-	-	-	-	-	6	-71%	6
	2023	3	1	4	3	3	1	1	4	1	2	3	1	21	▼	27

Dashboard		Monthly Dispositions Summary		Jan --- Sep Dispositions	
<p>Court: Halifax Circuit Start/End Date: Jan-23 / Sep-24 2023 Average Month: 193 Jan-Sep 2023: 1,721 Dispositions Trending: ▲</p>	<p>Circuit/Court ID: 10 210083 Type of Case: Dispositions 2024 Average Month: 198 Jan-Sep 2024 : 1,786 Overall AVG. Month: 195</p>	 <p>Jan 23 - Sep 24</p>		<div style="display: flex; justify-content: space-around;"> <div style="text-align: center;"> <p>1,786</p> <div style="width: 40px; height: 40px; background-color: #f0e68c; margin: 0 auto;"></div> <p>2024</p> </div> <div style="text-align: center;"> <p>1,721</p> <div style="width: 40px; height: 40px; background-color: #f0e68c; margin: 0 auto;"></div> <p>2023</p> </div> </div>	

Dispositions by Division																
Divisions		Jan	Feb	Mar	Apr	May	Jun	Jul	Aug	Sep	Oct	Nov	Dec	Thru Sep	% Change	Total
Total	2024	223	196	260	158	229	157	141	245	177	-	-	-	1,786	4%	1,786
	2023	192	208	202	216	165	220	210	186	122	143	268	181	1,721	▲	2,313
Civil	2024	20	11	32	16	23	15	18	38	28	-	-	-	201	20%	201
	2023	14	17	25	20	18	20	25	22	7	14	16	16	168	▲	214
Criminal	2024	112	106	127	74	116	75	54	103	75	-	-	-	842	20%	842
	2023	46	82	63	111	77	98	93	64	67	53	173	103	701	▲	1,030
Concealed Handgun Permits	2024	72	62	67	43	63	39	41	49	48	-	-	-	484	-18%	484
	2023	104	82	81	50	51	62	58	65	37	67	67	51	590	▼	775
Miscellaneous/ Other	2024	19	17	34	25	27	28	28	55	26	-	-	-	259	-1%	259
	2023	28	27	33	35	19	40	34	35	11	9	11	9	262	▼	291
Others	2024	-	-	-	-	-	-	-	-	-	-	-	-	0	0	0
	2023	-	-	-	-	-	-	-	-	-	-	1	2	0	↔	3

Dispositions by Case Category																
Case Categories		Jan	Feb	Mar	Apr	May	Jun	Jul	Aug	Sep	Oct	Nov	Dec	Thru Sep	% Change	Total
Administrative Law	2024	-	-	-	-	-	-	-	-	-	-	-	-	0	-100%	0
	2023	-	-	-	2	1	-	1	-	1	-	-	-	5	▼	5
Contested Divorce	2024	3	3	3	2	5	2	4	4	5	-	-	-	31	11%	31
	2023	-	4	4	4	3	7	4	1	1	1	-	5	28	▲	34
Domestic and Family - Level 1	2024	3	1	6	3	1	1	3	14	4	-	-	-	36	500%	36
	2023	-	1	-	-	2	1	1	1	-	1	1	-	6	▲	8
Domestic and Family - Level 2	2024	1	-	5	-	-	-	-	2	-	-	-	-	8	0%	8
	2023	2	-	1	2	-	-	3	-	-	4	-	-	8	↔	12
Felonies and Related Matters	2024	72	86	69	53	82	48	33	71	52	-	-	-	566	30%	566
	2023	28	56	36	75	51	54	61	36	40	38	144	29	437	▲	648
General Civil - Level 1	2024	-	-	-	1	-	1	-	-	-	-	-	-	2	0%	2
	2023	1	-	1	-	-	-	-	-	-	-	-	-	2	↔	2
General Civil - Level 2	2024	3	1	4	3	4	7	4	2	4	-	-	-	32	-3%	32
	2023	2	2	8	3	6	4	4	4	-	-	7	1	33	▼	41
General Civil - Level 3	2024	3	2	11	1	6	3	1	7	8	-	-	-	42	24%	42
	2023	10	1	4	3	-	2	6	7	1	4	2	4	34	▲	44
Miscellaneous Civil	2024	86	72	81	53	68	49	53	68	57	-	-	-	587	-13%	587
	2023	111	87	90	61	59	73	72	71	47	76	77	59	671	▼	883
Misdemeanor	2024	40	18	47	19	18	26	18	30	24	-	-	-	240	14%	240
	2023	18	17	25	35	17	34	27	16	21	7	27	74	210	▲	318
Other	2024	7	6	17	14	20	16	16	35	17	-	-	-	148	-14%	148
	2023	19	22	23	23	10	28	19	29	-	-	2	2	173	▼	177
Other Criminally Related Matters	2024	1	3	11	2	16	1	3	2	-	-	-	-	39	-33%	39
	2023	-	11	2	1	11	10	5	12	6	8	2	-	58	▼	68
Probates/Wills & Trusts - Level 1	2024	-	-	-	-	-	-	-	1	-	-	-	-	1	1	1
	2023	-	-	-	-	-	-	-	-	-	1	-	-	0	↔	1
Probates/Wills & Trusts - Level 2	2024	1	1	-	-	2	-	3	-	-	-	-	-	7	40%	7
	2023	-	1	-	-	-	1	1	1	1	-	1	2	5	▲	8
Protective Orders	2024	-	-	1	-	-	-	2	-	-	-	-	-	3	200%	3
	2023	-	-	-	-	1	-	-	-	-	-	-	-	1	▲	1
Uncontested Divorce	2024	3	3	5	7	7	3	1	9	6	-	-	-	44	-12%	44
	2023	1	6	8	7	4	6	6	8	4	3	5	5	50	▼	63

CPSS-CCMS-10.11 CASELOAD STATISTICS OF THE CIRCUIT COURTS

Lunenburg

January 2023 -- September 2024 Dispositions

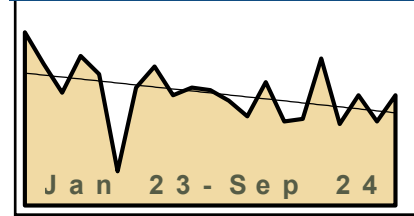
Alexandria and Fairfax Circuit are not Included in State Totals

Dashboard

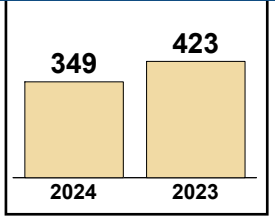
Court: Lunenburg Circuit
Start/End Date: Jan-23 / Sep-24
2023 Average Month: 46
Jan-Sep 2023: 423
Dispositions Trending: ▼

Circuit/Court ID: 10 210111
Type of Case: Dispositions
2024 Average Month: 39
Jan-Sep 2024 : 349
Overall AVG. Month: 43

Monthly Dispositions Summary



Jan --- Sep Dispositions



Dispositions by Division

Divisions		Jan	Feb	Mar	Apr	May	Jun	Jul	Aug	Sep	Oct	Nov	Dec	Thru Sep	% Change	Total
Total	2024	34	47	32	33	56	31	42	32	42	-	-	-	349	-17%	349
	2023	66	54	43	57	50	13	45	53	42	45	44	40	423	▼	552
Civil	2024	-	-	-	-	-	-	-	-	-	-	-	-	0	-100%	0
	2023	2	-	-	1	1	-	1	1	-	-	1	-	6	▼	7
Criminal	2024	14	21	14	24	21	16	12	22	12	-	-	-	156	-25%	156
	2023	27	35	14	29	32	3	18	22	29	32	19	26	209	▼	286
Concealed Handgun Permits	2024	15	26	18	9	35	15	29	10	30	-	-	-	187	-6%	187
	2023	36	19	29	27	12	10	26	26	13	13	24	13	198	▼	248
Miscellaneous/ Other	2024	5	-	-	-	-	-	1	-	-	-	-	-	6	-40%	6
	2023	1	-	-	-	5	-	-	4	-	-	-	1	10	▼	11

Dispositions by Case Category

Case Categories		Jan	Feb	Mar	Apr	May	Jun	Jul	Aug	Sep	Oct	Nov	Dec	Thru Sep	% Change	Total
Domestic and Family - Level 1	2024	-	-	-	-	-	-	-	-	-	-	-	-	0	-100%	0
	2023	1	-	-	-	-	-	-	-	-	-	-	-	1	▼	1
Domestic and Family - Level 2	2024	-	-	-	-	-	-	-	-	-	-	-	-	0	-100%	0
	2023	-	-	-	1	-	-	-	-	-	-	-	-	1	▼	1
Felonies and Related Matters	2024	8	19	13	17	16	16	8	15	12	-	-	-	124	-31%	124
	2023	22	27	13	26	27	3	18	16	27	32	14	18	179	▼	243
General Civil - Level 1	2024	-	-	-	-	-	-	-	-	-	-	-	-	0	-100%	0
	2023	-	-	-	-	1	-	-	-	-	-	-	-	1	▼	1
General Civil - Level 2	2024	1	-	-	-	-	-	-	-	-	-	-	-	1	-80%	1
	2023	1	-	-	-	2	-	-	2	-	-	-	-	5	▼	5
General Civil - Level 3	2024	-	-	-	-	-	-	-	-	-	-	-	-	0	-100%	0
	2023	-	-	-	-	2	-	-	1	-	-	-	-	3	▼	3
Miscellaneous Civil	2024	19	26	18	9	35	15	30	10	30	-	-	-	192	-4%	192
	2023	36	19	29	27	13	10	26	27	13	13	24	14	200	▼	251
Misdemeanor	2024	5	2	1	7	3	-	3	2	-	-	-	-	23	-12%	23
	2023	4	7	-	3	5	-	-	6	1	-	5	5	26	▼	36
Other Criminally Related Matters	2024	1	-	-	-	2	-	1	5	-	-	-	-	9	125%	9
	2023	1	1	1	-	-	-	-	-	1	-	-	3	4	▲	7
Probates/Wills & Trusts - Level 1	2024	-	-	-	-	-	-	-	-	-	-	-	-	0	-100%	0
	2023	1	-	-	-	-	-	-	-	-	-	-	-	1	▼	1
Uncontested Divorce	2024	-	-	-	-	-	-	-	-	-	-	-	-	0	-100%	0
	2023	-	-	-	-	-	-	1	1	-	-	1	-	2	▼	3

This report reflects data in the case management system. Numbers will update accordingly as reports are refreshed and posted.

Dashboard		Monthly Dispositions Summary				Jan --- Sep Dispositions	
<p>Court: Mecklenburg Circuit Start/End Date: Jan-23 / Sep-24 2023 Average Month: 254 Jan-Sep 2023: 2,402 Dispositions Trending: ▼</p>	<p>Circuit/Court ID: 10 210117 Type of Case: Dispositions 2024 Average Month: 246 Jan-Sep 2024 : 2,211 Overall AVG. Month: 251</p>						

Dispositions by Division																
Divisions		Jan	Feb	Mar	Apr	May	Jun	Jul	Aug	Sep	Oct	Nov	Dec	Thru Sep	% Change	Total
Total	2024	236	268	224	301	242	315	248	225	152	-	-	-	2,211	-8%	2,211
	2023	319	222	377	272	294	290	148	217	263	243	217	189	2,402	▼	3,051
Civil	2024	35	37	36	43	33	128	39	27	55	-	-	-	433	6%	433
	2023	35	33	83	45	41	49	39	36	46	33	34	42	407	▲	516
Criminal	2024	113	105	92	171	103	120	128	102	65	-	-	-	999	-3%	999
	2023	146	63	165	100	133	141	65	78	140	105	114	73	1,031	▼	1,323
Concealed Handgun Permits	2024	55	81	61	53	67	31	38	75	21	-	-	-	482	-21%	482
	2023	99	84	74	88	76	63	19	69	40	68	47	34	612	▼	761
Miscellaneous/ Other	2024	32	44	33	34	39	35	40	20	11	-	-	-	288	-17%	288
	2023	38	40	55	39	44	37	25	34	36	37	22	40	348	▼	447
Others	2024	1	1	2	-	-	1	3	1	-	-	-	-	9	125%	9
	2023	1	2	-	-	-	-	-	-	-	1	-	-	4	▲	4

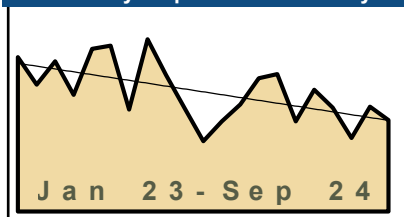
Dispositions by Case Category																
Case Categories		Jan	Feb	Mar	Apr	May	Jun	Jul	Aug	Sep	Oct	Nov	Dec	Thru Sep	% Change	Total
Administrative Law	2024	-	-	-	-	-	-	-	-	1	-	-	-	1	-50%	1
	2023	-	1	-	-	-	-	-	-	1	-	1	-	2	▼	3
Capital Murder	2024	-	-	-	-	-	-	-	-	-	-	-	-	0	-100%	0
	2023	-	1	6	-	-	6	-	-	-	-	-	-	13	▼	13
Contested Divorce	2024	9	9	10	15	13	8	10	6	12	-	-	-	92	-6%	92
	2023	7	8	13	17	13	12	9	8	11	6	5	7	98	▼	116
Domestic and Family - Level 1	2024	1	4	-	4	2	-	2	3	5	-	-	-	21	-50%	21
	2023	6	4	5	3	2	3	4	3	12	5	9	2	42	▼	58
Domestic and Family - Level 2	2024	2	1	2	-	-	1	-	-	-	-	-	-	6	-33%	6
	2023	3	1	1	-	-	1	-	2	1	-	1	-	9	▼	10
Felonies and Related Matters	2024	78	72	46	134	80	69	66	65	44	-	-	-	654	-4%	654
	2023	106	42	86	86	67	98	39	52	106	66	82	55	682	▼	885
General Civil - Level 1	2024	-	1	-	-	-	1	1	2	-	-	-	-	5	25%	5
	2023	-	-	-	-	-	2	1	1	-	-	-	-	4	▲	4
General Civil - Level 2	2024	2	6	2	2	2	2	7	3	7	-	-	-	33	27%	33
	2023	3	2	3	1	1	5	4	4	3	1	3	9	26	▲	39
General Civil - Level 3	2024	-	2	4	3	2	98	3	2	4	-	-	-	118	151%	118
	2023	-	-	34	4	3	3	1	1	1	1	1	5	47	▲	54
Miscellaneous Civil	2024	62	98	72	63	79	40	55	88	29	-	-	-	586	-20%	586
	2023	111	90	91	107	88	79	25	84	56	83	51	62	731	▼	927
Misdemeanor	2024	25	22	43	24	17	46	60	35	14	-	-	-	286	7%	286
	2023	38	17	62	14	35	33	17	21	30	36	28	18	267	▲	349
Other	2024	27	25	23	24	29	27	26	6	-	-	-	-	187	-15%	187
	2023	27	36	37	19	31	18	15	19	19	22	17	12	221	▼	272
Other Criminally Related Matters	2024	10	11	3	13	6	5	2	2	7	-	-	-	59	-16%	59
	2023	2	3	11	-	32	4	9	5	4	3	4	-	70	▼	77
Probates/Wills & Trusts - Level 1	2024	-	-	-	-	-	1	-	2	-	-	-	-	3	-63%	3
	2023	1	-	2	-	1	1	-	2	1	-	-	-	8	▼	8
Probates/Wills & Trusts - Level 2	2024	-	1	1	-	-	2	-	-	-	-	-	-	4	-50%	4
	2023	1	2	3	-	-	1	1	-	-	-	-	5	8	▼	13
Protective Orders	2024	-	-	-	-	-	-	-	-	-	-	-	-	0	-100%	0
	2023	-	-	-	-	1	-	-	-	-	-	-	-	1	▼	1
Uncontested Divorce	2024	20	16	18	19	12	15	16	11	29	-	-	-	156	-10%	156
	2023	14	15	23	21	20	24	23	14	19	19	16	14	173	▼	222

Dashboard

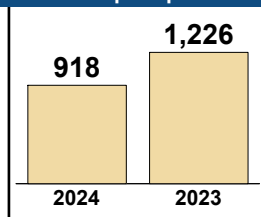
Court: Prince Edward Circuit
Start/End Date: Jan-23 / Sep-24
2023 Average Month: 123
Jan-Sep 2023: 1,226
Dispositions Trending: ▼

Circuit/Court ID: 10 210147
Type of Case: Dispositions
2024 Average Month: 102
Jan-Sep 2024 : 918
Overall AVG. Month: 114

Monthly Dispositions Summary



Jan --- Sep Dispositions



Dispositions by Division

Divisions		Jan	Feb	Mar	Apr	May	Jun	Jul	Aug	Sep	Oct	Nov	Dec	Thru Sep	% Change	Total
Total	2024	102	127	131	86	116	99	70	100	87	-	-	-	918	-25%	918
	2023	147	121	143	111	155	158	97	164	130	98	67	86	1,226	▼	1,477
Civil	2024	12	18	7	8	15	12	9	16	4	-	-	-	101	1%	101
	2023	15	6	8	6	8	26	13	7	11	10	6	7	100	▲	123
Criminal	2024	30	56	82	37	62	54	34	29	39	-	-	-	423	-35%	423
	2023	66	49	79	58	94	74	44	101	81	40	27	43	646	▼	756
Concealed Handgun Permits	2024	36	32	20	15	23	22	11	34	25	-	-	-	218	-17%	218
	2023	30	53	35	28	28	21	14	32	22	36	21	24	263	▼	344
Miscellaneous/ Other	2024	24	21	22	26	16	11	16	21	19	-	-	-	176	-19%	176
	2023	36	13	21	19	25	37	26	24	16	12	13	12	217	▼	254

Dispositions by Case Category

Case Categories		Jan	Feb	Mar	Apr	May	Jun	Jul	Aug	Sep	Oct	Nov	Dec	Thru Sep	% Change	Total
Administrative Law	2024	-	-	-	-	1	-	-	-	-	-	-	-	1	0%	1
	2023	-	-	1	-	-	-	-	-	-	-	-	-	1	↔	1
Capital Murder	2024	-	-	-	-	-	-	-	-	-	-	-	-	0	-100%	0
	2023	1	-	-	-	-	1	-	-	-	-	-	-	2	▼	2
Contested Divorce	2024	2	2	-	2	3	1	1	1	1	-	-	-	13	0%	13
	2023	1	2	3	-	2	1	2	1	1	1	-	2	13	↔	16
Domestic and Family - Level 1	2024	2	3	-	-	2	-	-	-	-	-	-	-	7	-22%	7
	2023	3	1	-	2	-	-	2	-	1	2	1	1	9	▼	13
Domestic and Family - Level 2	2024	-	-	1	-	2	-	-	1	1	-	-	-	5	5	5
	2023	-	-	-	-	-	-	-	-	-	-	-	-	0	↔	0
Felonies and Related Matters	2024	19	38	59	29	45	32	26	21	23	-	-	-	292	-35%	292
	2023	45	36	54	50	80	50	24	46	63	25	21	27	448	▼	521
General Civil - Level 1	2024	-	1	1	-	-	-	-	-	-	-	-	-	2	100%	2
	2023	-	-	1	-	-	-	-	-	-	-	-	1	1	▲	2
General Civil - Level 2	2024	5	6	1	2	2	3	3	3	2	-	-	-	27	42%	27
	2023	1	1	1	-	2	9	1	2	2	1	1	1	19	▲	22
General Civil - Level 3	2024	2	3	1	2	4	-	1	4	-	-	-	-	17	6%	17
	2023	3	1	1	-	-	8	1	2	-	2	-	1	16	▲	19
Miscellaneous Civil	2024	45	40	35	22	27	30	18	45	34	-	-	-	296	-14%	296
	2023	36	56	42	36	36	38	25	44	31	42	22	25	344	▼	433
Misdemeanor	2024	11	11	21	8	17	21	6	6	13	-	-	-	114	-37%	114
	2023	17	13	25	8	14	19	17	53	15	13	5	11	181	▼	210
Other	2024	14	13	7	17	12	3	10	8	9	-	-	-	93	-31%	93
	2023	30	9	14	11	17	16	17	12	8	7	13	10	134	▼	164
Other Criminally Related Matters	2024	-	7	2	-	-	1	2	2	3	-	-	-	17	6%	17
	2023	3	-	-	-	-	5	3	2	3	2	1	5	16	▲	24
Probates/Wills & Trusts - Level 1	2024	-	-	-	-	-	-	-	-	-	-	-	-	0	-100%	0
	2023	1	-	-	-	-	-	-	-	-	-	-	-	1	▼	1
Probates/Wills & Trusts - Level 2	2024	1	1	-	1	-	4	-	2	-	-	-	-	9	80%	9
	2023	1	1	-	-	1	1	-	-	1	-	-	1	5	▲	6
Protective Orders	2024	-	-	-	-	-	-	-	3	-	-	-	-	3	50%	3
	2023	1	-	-	-	-	-	-	-	1	-	-	2	2	▲	4
Uncontested Divorce	2024	1	2	3	3	1	4	3	4	1	-	-	-	22	-35%	22
	2023	4	1	1	4	3	10	5	2	4	3	2	-	34	▼	39

CPSS-CCMS-10.11 CASELOAD STATISTICS OF THE CIRCUIT COURTS

Amelia

January 2023 -- September 2024 Dispositions

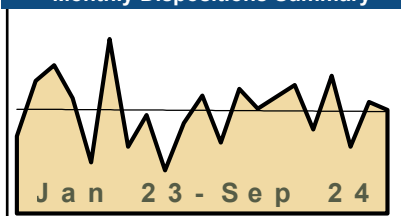
Alexandria and Fairfax Circuit are not Included in State Totals

Dashboard

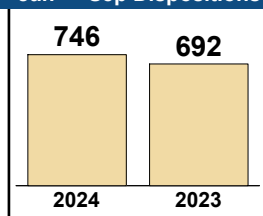
Court: Amelia Circuit
Start/End Date: Jan-23 / Sep-24
2023 Average Month: 75
Jan-Sep 2023: 692
Dispositions Trending: ▲

Circuit/Court ID: 11 211007
Type of Case: Dispositions
2024 Average Month: 83
Jan-Sep 2024 : 746
Overall AVG. Month: 79

Monthly Dispositions Summary



Jan --- Sep Dispositions



Dispositions by Division

Divisions		Jan	Feb	Mar	Apr	May	Jun	Jul	Aug	Sep	Oct	Nov	Dec	Thru Sep	% Change	Total
Total	2024	95	80	89	98	64	105	51	85	79	-	-	-	746	8%	746
	2023	59	101	113	88	39	133	51	75	33	69	90	54	692	▲	905
Civil	2024	6	4	10	9	7	13	6	9	7	-	-	-	71	-9%	71
	2023	6	10	9	10	5	19	6	12	1	8	4	11	78	▼	101
Criminal	2024	21	19	27	30	36	41	12	25	38	-	-	-	249	12%	249
	2023	18	29	30	38	7	64	5	25	6	30	32	14	222	▲	298
Concealed Handgun Permits	2024	61	36	37	45	14	39	22	32	24	-	-	-	310	4%	310
	2023	26	47	58	31	22	33	32	27	22	19	50	16	298	▲	383
Miscellaneous/ Other	2024	6	21	15	14	7	12	11	19	10	-	-	-	115	22%	115
	2023	9	15	16	9	5	17	8	11	4	12	4	13	94	▲	123
Others	2024	1	-	-	-	-	-	-	-	-	-	-	-	1	1	1
	2023	-	-	-	-	-	-	-	-	-	-	-	-	0	↔	0

Dispositions by Case Category

Case Categories		Jan	Feb	Mar	Apr	May	Jun	Jul	Aug	Sep	Oct	Nov	Dec	Thru Sep	% Change	Total
Administrative Law	2024	-	-	-	-	-	-	-	-	-	-	-	-	0	-100%	0
	2023	-	-	-	-	-	-	-	1	-	-	-	-	1	▼	1
Contested Divorce	2024	4	1	1	3	-	1	1	-	1	-	-	-	12	9%	12
	2023	-	1	-	1	1	6	-	2	-	-	-	2	11	▲	13
Domestic and Family - Level 1	2024	-	-	1	-	-	1	-	3	2	-	-	-	7	40%	7
	2023	-	-	-	1	-	1	3	-	-	-	-	3	5	▲	8
Domestic and Family - Level 2	2024	-	-	-	-	-	1	-	-	-	-	-	-	1	-50%	1
	2023	1	-	1	-	-	-	-	-	-	-	-	-	2	▼	2
Felonies and Related Matters	2024	14	10	18	23	31	27	11	13	12	-	-	-	159	3%	159
	2023	14	16	18	33	3	53	2	12	3	25	21	8	154	▲	208
General Civil - Level 1	2024	-	-	-	-	-	1	-	-	1	-	-	-	2	100%	2
	2023	-	-	-	-	-	-	-	1	-	-	-	-	1	▲	1
General Civil - Level 2	2024	1	1	2	-	2	3	1	1	4	-	-	-	15	-44%	15
	2023	2	5	6	1	1	4	2	5	1	1	2	4	27	▼	34
General Civil - Level 3	2024	1	1	4	3	2	2	3	1	3	-	-	-	20	100%	20
	2023	4	2	1	1	-	1	1	-	-	3	-	2	10	▲	15
Miscellaneous Civil	2024	65	47	49	52	19	45	29	40	26	-	-	-	372	6%	372
	2023	31	53	61	37	26	45	38	33	26	28	51	25	350	▲	454
Misdemeanor	2024	6	9	8	6	4	14	-	12	21	-	-	-	80	18%	80
	2023	4	12	13	5	3	14	2	13	2	5	10	4	68	▲	87
Other	2024	2	9	1	5	1	5	4	9	4	-	-	-	40	21%	40
	2023	2	5	10	5	-	5	1	5	-	2	3	2	33	▲	40
Other Criminally Related Matters	2024	1	-	1	2	1	-	1	-	5	-	-	-	11	57%	11
	2023	-	1	1	-	1	1	1	1	1	-	1	2	7	▲	10
Probates/Wills & Trusts - Level 1	2024	-	-	1	-	-	1	-	-	-	-	-	-	2	2	2
	2023	-	-	-	-	-	-	-	-	-	1	-	-	0	↔	1
Probates/Wills & Trusts - Level 2	2024	-	-	1	-	-	1	-	1	-	-	-	-	3	0%	3
	2023	-	1	2	-	-	-	-	-	-	3	-	1	3	↔	7
Uncontested Divorce	2024	1	2	2	4	4	3	1	5	-	-	-	-	22	10%	22
	2023	1	5	-	4	4	3	1	2	-	1	2	1	20	▲	24

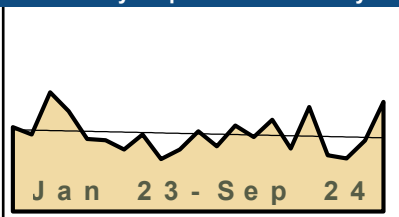
This report reflects data in the case management system. Numbers will update accordingly as reports are refreshed and posted.

Dashboard

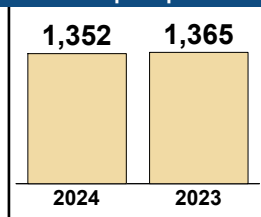
Court: Dinwiddie Circuit
Start/End Date: Jan-23 / Sep-24
2023 Average Month: 147
Jan-Sep 2023: 1,365
Dispositions Trending: ⇌

Circuit/Court ID: 11 211053
Type of Case: Dispositions
2024 Average Month: 150
Jan-Sep 2024 : 1,352
Overall AVG. Month: 148

Monthly Dispositions Summary



Jan --- Sep Dispositions



Dispositions by Division

Divisions		Jan	Feb	Mar	Apr	May	Jun	Jul	Aug	Sep	Oct	Nov	Dec	Thru Sep	% Change	Total
Total	2024	164	142	175	120	199	107	101	135	209	-	-	-	1,352	-1%	1,352
	2023	161	147	227	191	138	136	118	147	100	118	153	124	1,365	▼	1,760
Civil	2024	32	23	17	32	15	16	20	14	30	-	-	-	199	12%	199
	2023	14	26	29	22	16	13	17	28	13	23	17	16	178	▲	234
Criminal	2024	59	49	67	25	100	45	26	50	123	-	-	-	544	9%	544
	2023	71	51	68	74	54	65	42	31	43	27	61	47	499	▲	634
Concealed Handgun Permits	2024	60	62	80	46	63	39	45	55	39	-	-	-	489	-13%	489
	2023	65	55	120	74	55	46	40	68	38	54	64	46	561	▼	725
Miscellaneous/ Other	2024	13	8	11	17	21	7	9	15	17	-	-	-	118	-7%	118
	2023	11	15	10	21	13	12	19	20	6	14	10	15	127	▼	166
Others	2024	-	-	-	-	-	-	1	1	-	-	-	-	2	2	2
	2023	-	-	-	-	-	-	-	-	-	-	1	-	0	↔	1


Dispositions by Case Category

Case Categories		Jan	Feb	Mar	Apr	May	Jun	Jul	Aug	Sep	Oct	Nov	Dec	Thru Sep	% Change	Total
Administrative Law	2024	-	-	-	-	-	-	-	1	-	-	-	-	1	1	1
	2023	-	-	-	-	-	-	-	-	-	-	-	-	0	↔	0
Capital Murder	2024	-	-	-	-	-	-	1	-	2	-	-	-	3	3	3
	2023	-	-	-	-	-	-	-	-	-	1	-	-	0	↔	1
Contested Divorce	2024	3	3	2	2	1	4	4	-	2	-	-	-	21	31%	21
	2023	3	4	1	1	4	1	1	-	1	1	-	2	16	▲	19
Domestic and Family - Level 1	2024	4	1	1	12	1	1	2	4	-	-	-	-	26	4%	26
	2023	4	1	7	1	-	1	2	7	2	-	-	2	25	▲	27
Domestic and Family - Level 2	2024	3	-	-	3	5	2	1	1	-	-	-	-	15	-6%	15
	2023	1	1	5	1	2	1	3	1	1	7	2	1	16	▼	26
Felonies and Related Matters	2024	30	15	42	13	70	18	8	25	89	-	-	-	310	8%	310
	2023	44	35	35	52	27	37	20	22	14	9	33	26	286	▲	354
General Civil - Level 1	2024	-	-	1	2	-	-	-	-	-	-	-	-	3	3	3
	2023	1	-	-	-	-	-	-	-	-	-	-	2	0	↔	2
General Civil - Level 2	2024	9	6	4	2	3	2	6	3	5	-	-	-	40	11%	40
	2023	2	3	4	5	3	3	5	7	4	7	3	3	36	▲	49
General Civil - Level 3	2024	6	-	4	3	1	3	3	1	14	-	-	-	35	3%	35
	2023	1	5	4	12	3	3	1	5	-	1	6	5	34	▲	46
Miscellaneous Civil	2024	75	72	91	63	83	46	54	69	55	-	-	-	608	-11%	608
	2023	73	69	132	94	67	57	60	87	45	69	73	60	684	▼	886
Misdemeanor	2024	22	25	19	9	28	20	16	20	24	-	-	-	183	7%	183
	2023	20	11	26	21	23	23	13	10	24	11	26	16	171	▲	224
Other	2024	-	1	1	-	-	-	2	1	-	-	-	-	5	25%	5
	2023	-	3	-	-	-	-	-	-	1	1	2	1	4	▲	8
Other Criminally Related Matters	2024	7	9	6	3	3	7	1	5	8	-	-	-	49	2%	49
	2023	7	7	8	1	4	5	9	2	5	6	2	5	48	▲	61
Probates/Wills & Trusts - Level 1	2024	-	1	-	1	-	-	1	-	-	-	-	-	3	3	3
	2023	-	-	-	-	-	-	-	-	-	-	-	-	0	↔	0
Probates/Wills & Trusts - Level 2	2024	-	1	2	2	1	2	1	-	4	-	-	-	13	117%	13
	2023	-	2	-	-	-	3	-	1	-	1	-	-	6	▲	7
Uncontested Divorce	2024	5	8	2	5	3	2	1	5	6	-	-	-	37	-5%	37
	2023	6	6	5	3	5	2	4	5	3	4	6	1	39	▼	50

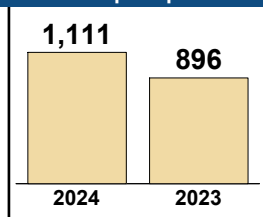
Dashboard

Court: Nottoway Circuit
Circuit/Court ID: 11 211135
Start/End Date: Jan-23 / Sep-24
Type of Case: Dispositions
2023 Average Month: 92
2024 Average Month: 123
Jan-Sep 2023: 896
Jan-Sep 2024 : 1,111
Dispositions Trending: ▲
Overall AVG. Month: 106

Monthly Dispositions Summary



Jan --- Sep Dispositions



Dispositions by Division

Divisions		Jan	Feb	Mar	Apr	May	Jun	Jul	Aug	Sep	Oct	Nov	Dec	Thru Sep	% Change	Total
Total	2024	120	128	145	154	118	116	69	108	153	-	-	-	1,111	24%	1,111
	2023	74	72	133	73	117	130	68	113	116	85	64	62	896	▲	1,107
Civil	2024	12	30	42	70	42	61	9	42	28	-	-	-	336	175%	336
	2023	16	10	14	6	15	12	22	12	15	10	13	6	122	▲	151
Criminal	2024	61	64	41	58	40	32	20	18	87	-	-	-	421	8%	421
	2023	15	20	48	31	65	75	12	57	66	30	12	28	389	▲	459
Concealed Handgun Permits	2024	36	23	42	14	26	12	24	25	24	-	-	-	226	-12%	226
	2023	31	29	48	25	25	34	19	30	17	29	19	21	258	▼	327
Miscellaneous/ Other	2024	11	11	20	12	10	11	16	23	14	-	-	-	128	2%	128
	2023	11	13	23	10	12	9	15	14	18	16	20	7	125	▲	168
Others	2024	-	-	-	-	-	-	-	-	-	-	-	-	0	-100%	0
	2023	1	-	-	1	-	-	-	-	-	-	-	-	2	▼	2

Dispositions by Case Category

Case Categories		Jan	Feb	Mar	Apr	May	Jun	Jul	Aug	Sep	Oct	Nov	Dec	Thru Sep	% Change	Total
Administrative Law	2024	-	-	1	-	1	-	1	-	1	-	-	-	4	300%	4
	2023	-	-	-	1	-	-	-	-	-	-	-	1	1	▲	2
Capital Murder	2024	-	-	-	-	-	-	-	-	-	-	-	-	0	-100%	0
	2023	-	-	-	-	-	-	-	-	1	-	-	-	1	▼	1
Contested Divorce	2024	1	1	2	-	1	1	-	-	1	-	-	-	7	-30%	7
	2023	1	1	1	1	1	1	-	3	1	-	1	-	10	▼	11
Domestic and Family - Level 1	2024	1	1	4	-	-	-	-	-	1	-	-	-	7	-36%	7
	2023	-	-	-	-	-	-	5	-	6	1	-	-	11	▼	12
Domestic and Family - Level 2	2024	5	18	21	58	38	56	4	33	23	-	-	-	256	1,322%	256
	2023	2	3	-	1	4	2	-	5	1	-	-	2	18	▲	20
Felonies and Related Matters	2024	39	34	28	42	24	12	12	16	50	-	-	-	257	0%	257
	2023	11	11	27	22	29	59	7	37	55	21	8	22	258	▼	309
General Civil - Level 1	2024	-	-	1	-	-	-	-	-	-	-	-	-	1	0%	1
	2023	-	-	-	-	-	-	1	-	-	-	-	-	1	↔	1
General Civil - Level 2	2024	2	3	6	3	2	1	-	-	1	-	-	-	18	-22%	18
	2023	2	-	5	1	1	4	3	3	4	2	5	2	23	▼	32
General Civil - Level 3	2024	2	5	5	6	-	3	4	2	1	-	-	-	28	0%	28
	2023	3	4	4	2	3	1	9	1	1	1	5	1	28	↔	35
Miscellaneous Civil	2024	42	30	59	24	33	19	30	37	34	-	-	-	308	-8%	308
	2023	40	38	62	31	35	37	28	38	26	37	30	22	335	▼	424
Misdemeanor	2024	22	28	13	14	14	20	4	2	35	-	-	-	152	46%	152
	2023	4	9	18	9	36	7	4	7	10	3	2	6	104	▲	115
Other	2024	4	4	2	2	1	4	9	11	3	-	-	-	40	-13%	40
	2023	5	4	8	4	2	6	5	4	8	9	9	5	46	▼	69
Other Criminally Related Matters	2024	-	2	-	2	2	-	4	-	2	-	-	-	12	-63%	12
	2023	1	-	3	-	-	13	2	13	-	6	2	-	32	▼	40
Probates/Wills & Trusts - Level 1	2024	1	-	-	-	1	-	-	-	-	-	-	-	2	2	2
	2023	-	-	-	-	-	-	-	-	-	-	-	-	0	↔	0
Probates/Wills & Trusts - Level 2	2024	-	-	-	1	-	-	-	2	-	-	-	-	3	-50%	3
	2023	2	-	1	1	1	-	1	-	-	3	-	1	6	▼	10
Uncontested Divorce	2024	1	2	3	2	1	-	1	5	1	-	-	-	16	-27%	16
	2023	3	2	4	-	5	-	3	2	3	2	2	-	22	▼	26

Dashboard		Monthly Dispositions Summary		Jan --- Sep Dispositions					
<p>Court: Powhatan Circuit Start/End Date: Jan-23 / Sep-24 2023 Average Month: 151 Jan-Sep 2023: 1,418 Dispositions Trending: ▼</p>	<p>Circuit/Court ID: 11 211145 Type of Case: Dispositions 2024 Average Month: 152 Jan-Sep 2024 : 1,366 Overall AVG. Month: 151</p>	<p>Jan 23 - Sep 24</p>		<table border="1" style="margin: auto;"> <tr> <td style="text-align: center; width: 50px;">1,366</td> <td style="text-align: center; width: 50px;">1,418</td> </tr> <tr> <td style="text-align: center;">2024</td> <td style="text-align: center;">2023</td> </tr> </table>		1,366	1,418	2024	2023
1,366	1,418								
2024	2023								

Dispositions by Division																
Divisions		Jan	Feb	Mar	Apr	May	Jun	Jul	Aug	Sep	Oct	Nov	Dec	Thru Sep	% Change	Total
Total	2024	160	157	191	178	149	144	148	130	109	-	-	-	1,366	-4%	1,366
	2023	157	157	200	122	121	211	141	182	127	171	124	99	1,418	▼	1,812
Civil	2024	11	11	25	19	16	23	21	15	6	-	-	-	147	-10%	147
	2023	14	16	15	13	12	34	17	25	17	25	9	15	163	▼	212
Criminal	2024	19	25	46	39	25	39	24	23	15	-	-	-	255	7%	255
	2023	22	29	20	16	14	51	41	33	12	36	1	5	238	▲	280
Concealed Handgun Permits	2024	106	82	92	100	86	67	76	65	65	-	-	-	739	-4%	739
	2023	99	92	136	74	69	94	61	71	71	74	89	55	767	▼	985
Miscellaneous/ Other	2024	24	39	28	20	21	15	27	27	23	-	-	-	224	-10%	224
	2023	22	20	29	19	26	32	22	53	27	35	25	24	250	▼	334
Others	2024	-	-	-	-	1	-	-	-	-	-	-	-	1	1	1
	2023	-	-	-	-	-	-	-	-	-	1	-	-	0	↔	1

Dispositions by Case Category																
Case Categories		Jan	Feb	Mar	Apr	May	Jun	Jul	Aug	Sep	Oct	Nov	Dec	Thru Sep	% Change	Total
Administrative Law	2024	-	-	2	-	-	1	-	-	-	-	-	-	3	3	3
	2023	-	-	-	-	-	-	-	-	-	-	-	1	0	↔	1
Contested Divorce	2024	1	1	3	4	2	3	1	1	2	-	-	-	18	-5%	18
	2023	-	3	3	2	1	2	2	5	1	2	2	6	19	▼	29
Domestic and Family - Level 1	2024	2	2	2	1	3	-	2	2	-	-	-	-	14	-42%	14
	2023	2	5	1	-	1	10	3	2	-	5	-	-	24	▼	29
Domestic and Family - Level 2	2024	2	-	-	-	-	1	1	-	-	-	-	-	4	-20%	4
	2023	-	-	2	1	-	1	-	-	1	-	1	-	5	▼	6
Felonies and Related Matters	2024	14	15	33	32	16	19	15	16	8	-	-	-	168	-7%	168
	2023	17	20	13	13	8	49	34	19	8	27	-	2	181	▼	210
General Civil - Level 1	2024	-	-	-	-	-	-	-	-	-	-	-	-	0	-100%	0
	2023	-	2	-	-	-	3	-	1	-	-	-	1	6	▼	7
General Civil - Level 2	2024	4	5	8	5	7	2	4	2	2	-	-	-	39	0%	39
	2023	3	3	-	5	4	9	2	8	5	8	4	-	39	↔	51
General Civil - Level 3	2024	3	1	1	4	-	4	6	-	-	-	-	-	19	-21%	19
	2023	3	1	2	-	3	12	1	2	-	3	3	4	24	▼	34
Miscellaneous Civil	2024	121	100	114	112	100	75	94	78	80	-	-	-	874	-5%	874
	2023	115	102	148	85	81	117	79	107	90	94	104	71	924	▼	1,193
Misdemeanor	2024	5	8	14	7	5	13	5	5	7	-	-	-	69	33%	69
	2023	5	9	4	2	6	2	6	13	5	10	1	2	52	▲	65
Other	2024	4	16	6	8	7	7	8	14	8	-	-	-	78	10%	78
	2023	3	8	16	7	11	4	4	10	8	13	6	5	71	▲	95
Other Criminally Related Matters	2024	-	3	-	-	6	7	4	2	-	-	-	-	22	267%	22
	2023	-	-	3	1	-	-	1	1	-	-	-	2	6	▲	8
Probates/Wills & Trusts - Level 2	2024	1	-	-	2	-	-	1	2	-	-	-	-	6	-40%	6
	2023	2	3	1	1	-	-	-	1	2	1	-	1	10	▼	12
Protective Orders	2024	-	-	1	-	-	-	-	-	-	-	-	-	1	1	1
	2023	-	-	-	-	-	-	-	-	-	-	-	-	0	↔	0
Uncontested Divorce	2024	3	6	7	3	3	12	7	8	2	-	-	-	51	-11%	51
	2023	7	1	7	5	6	2	9	13	7	8	3	4	57	▼	72

This report reflects data in the case management system. Numbers will update accordingly as reports are refreshed and posted.

CPSS-CCMS-10.11 CASELOAD STATISTICS OF THE CIRCUIT COURTS

Petersburg

January 2023 -- September 2024 Dispositions

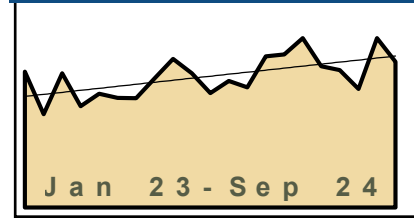
Alexandria and Fairfax Circuit are not Included in State Totals

Dashboard

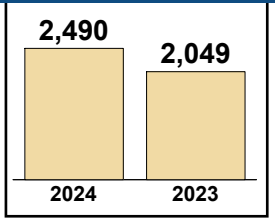
Court: Petersburg Circuit
Start/End Date: Jan-23 / Sep-24
2023 Average Month: 230
Jan-Sep 2023: 2,049
Dispositions Trending: ▲

Circuit/Court ID: 11 211730
Type of Case: Dispositions
2024 Average Month: 277
Jan-Sep 2024 : 2,490
Overall AVG. Month: 250

Monthly Dispositions Summary



Jan --- Sep Dispositions



Dispositions by Division

Divisions		Jan	Feb	Mar	Apr	May	Jun	Jul	Aug	Sep	Oct	Nov	Dec	Thru Sep	% Change	Total
Total	2024	229	288	292	323	269	262	226	323	278	-	-	-	2,490	22%	2,490
	2023	259	178	256	193	217	209	208	246	283	256	218	241	2,049	▲	2,764
Civil	2024	39	40	51	50	32	45	27	43	46	-	-	-	373	24%	373
	2023	39	21	20	39	42	36	40	41	24	33	47	23	302	▲	405
Criminal	2024	105	168	131	162	126	138	128	171	168	-	-	-	1,297	2%	1,297
	2023	148	121	166	94	126	127	117	165	206	169	125	142	1,270	▲	1,706
Concealed Handgun Permits	2024	7	29	29	34	32	24	33	48	15	-	-	-	251	-1%	251
	2023	45	13	46	24	20	19	30	20	37	16	30	50	254	▼	350
Miscellaneous/ Other	2024	77	51	79	76	79	55	38	60	49	-	-	-	564	161%	564
	2023	27	20	24	36	27	27	20	19	16	36	16	26	216	▲	294
Others	2024	1	-	2	1	-	-	-	1	-	-	-	-	5	-29%	5
	2023	-	3	-	-	2	-	-	1	1	-	2	-	7	▼	9

Dispositions by Case Category

Case Categories		Jan	Feb	Mar	Apr	May	Jun	Jul	Aug	Sep	Oct	Nov	Dec	Thru Sep	% Change	Total
Administrative Law	2024	-	2	-	1	1	-	-	1	1	-	-	-	6	500%	6
	2023	-	-	-	1	-	-	-	-	-	-	-	-	1	▲	1
Capital Murder	2024	-	-	-	-	-	1	-	-	-	-	-	-	1	1	1
	2023	-	-	-	-	-	-	-	-	-	-	-	-	0	↔	0
Contested Divorce	2024	2	3	3	3	1	2	1	3	-	-	-	-	18	-5%	18
	2023	1	2	1	2	-	2	8	1	2	4	2	-	19	▼	25
Domestic and Family - Level 1	2024	-	5	12	-	4	3	1	-	4	-	-	-	29	263%	29
	2023	2	-	1	1	-	-	3	-	1	-	7	-	8	▲	15
Domestic and Family - Level 2	2024	-	-	2	-	-	-	2	-	3	-	-	-	7	0%	7
	2023	-	2	-	-	1	-	1	2	1	2	-	1	7	↔	10
Felonies and Related Matters	2024	61	99	72	103	39	77	86	91	95	-	-	-	723	-8%	723
	2023	95	80	103	58	93	86	65	88	118	109	71	88	786	▼	1,054
General Civil - Level 1	2024	2	-	1	-	1	2	-	-	-	-	-	-	6	-54%	6
	2023	1	-	-	2	-	2	3	4	1	-	3	1	13	▼	17
General Civil - Level 2	2024	11	11	10	12	10	6	5	14	9	-	-	-	88	-11%	88
	2023	18	10	3	15	10	13	9	13	8	7	12	10	99	▼	128
General Civil - Level 3	2024	20	13	13	32	8	18	9	17	19	-	-	-	149	54%	149
	2023	11	5	9	8	17	15	12	15	5	15	18	7	97	▲	137
Miscellaneous Civil	2024	24	47	49	53	51	40	49	63	36	-	-	-	412	-2%	412
	2023	62	29	66	54	41	39	48	33	47	42	35	62	419	▼	558
Misdemeanor	2024	39	51	53	42	49	49	30	70	39	-	-	-	422	20%	422
	2023	45	26	47	23	37	20	28	55	72	51	28	40	353	▲	472
Other	2024	59	31	62	55	57	40	22	44	27	-	-	-	397	973%	397
	2023	7	4	3	3	5	4	1	5	5	11	11	11	37	▲	70
Other Criminally Related Matters	2024	6	18	9	18	40	11	12	12	34	-	-	-	160	7%	160
	2023	10	15	16	15	7	21	25	23	17	9	26	14	149	▲	198
Probates/Wills & Trusts - Level 1	2024	-	-	-	-	-	1	-	-	-	-	-	-	1	1	1
	2023	-	-	-	-	-	-	-	-	-	-	-	-	0	↔	0
Probates/Wills & Trusts - Level 2	2024	1	-	-	3	1	5	2	1	1	-	-	-	14	0%	14
	2023	2	2	2	3	2	-	1	1	1	3	1	-	14	↔	18
Protective Orders	2024	-	-	-	-	-	-	-	1	-	-	-	-	1	1	1
	2023	-	-	-	-	-	-	-	-	-	-	-	1	0	↔	1
Uncontested Divorce	2024	4	8	6	1	7	7	7	6	10	-	-	-	56	19%	56
	2023	5	3	5	8	4	7	4	6	5	3	4	6	47	▲	60

This report reflects data in the case management system. Numbers will update accordingly as reports are refreshed and posted.

Dashboard		Monthly Dispositions Summary		Jan --- Sep Dispositions			
<p>Court: Chesterfield Circuit Start/End Date: Jan-23 / Sep-24 2023 Average Month: 1,777 Jan-Sep 2023: 16,455 Dispositions Trending: ▼</p>	<p>Circuit/Court ID: 12 212041 Type of Case: Dispositions 2024 Average Month: 1,778 Jan-Sep 2024 : 16,001 Overall AVG. Month: 1,777</p>	<p style="text-align: center; font-weight: bold;">Jan 23 - Sep 24</p>		<table style="margin: auto;"> <tr> <td style="text-align: center; width: 50%;"> <p style="font-size: 1.2em; font-weight: bold;">16,001</p> <div style="width: 40px; height: 40px; background-color: #f0e68c; margin: 0 auto;"></div> <p style="font-size: 0.8em;">2024</p> </td> <td style="text-align: center; width: 50%;"> <p style="font-size: 1.2em; font-weight: bold;">16,455</p> <div style="width: 40px; height: 40px; background-color: #f0e68c; margin: 0 auto;"></div> <p style="font-size: 0.8em;">2023</p> </td> </tr> </table>		<p style="font-size: 1.2em; font-weight: bold;">16,001</p> <div style="width: 40px; height: 40px; background-color: #f0e68c; margin: 0 auto;"></div> <p style="font-size: 0.8em;">2024</p>	<p style="font-size: 1.2em; font-weight: bold;">16,455</p> <div style="width: 40px; height: 40px; background-color: #f0e68c; margin: 0 auto;"></div> <p style="font-size: 0.8em;">2023</p>
<p style="font-size: 1.2em; font-weight: bold;">16,001</p> <div style="width: 40px; height: 40px; background-color: #f0e68c; margin: 0 auto;"></div> <p style="font-size: 0.8em;">2024</p>	<p style="font-size: 1.2em; font-weight: bold;">16,455</p> <div style="width: 40px; height: 40px; background-color: #f0e68c; margin: 0 auto;"></div> <p style="font-size: 0.8em;">2023</p>						

Dispositions by Division																
Divisions		Jan	Feb	Mar	Apr	May	Jun	Jul	Aug	Sep	Oct	Nov	Dec	Thru Sep	% Change	Total
Total	2024	1,951	1,774	1,842	2,102	1,713	1,528	1,852	1,750	1,489	-	-	-	16,001	-3%	16,001
	2023	1,818	1,788	2,169	1,829	2,054	1,757	1,619	1,848	1,573	1,713	1,607	1,546	16,455	▼	21,321
Civil	2024	240	174	212	268	236	170	220	233	208	-	-	-	1,961	0%	1,961
	2023	221	178	246	191	278	216	241	206	183	251	197	188	1,960	▲	2,596
Criminal	2024	466	440	396	444	334	416	458	322	355	-	-	-	3,631	4%	3,631
	2023	370	364	446	309	434	480	325	409	358	459	407	364	3,495	▲	4,725
Concealed Handgun Permits	2024	502	456	512	627	447	278	525	418	367	-	-	-	4,132	-15%	4,132
	2023	588	606	716	649	541	410	449	516	394	418	451	423	4,869	▼	6,161
Miscellaneous/Other	2024	741	704	718	760	696	660	648	775	556	-	-	-	6,258	2%	6,258
	2023	639	640	760	679	800	650	604	713	638	584	547	569	6,123	▲	7,823
Others	2024	2	-	4	3	-	4	1	2	3	-	-	-	19	138%	19
	2023	-	-	1	1	1	1	-	4	-	1	5	2	8	▲	16

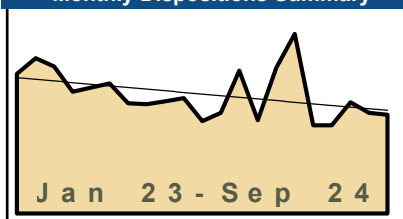
Dispositions by Case Category																
Case Categories		Jan	Feb	Mar	Apr	May	Jun	Jul	Aug	Sep	Oct	Nov	Dec	Thru Sep	% Change	Total
Administrative Law	2024	4	2	1	-	1	1	-	2	1	-	-	-	12	9%	12
	2023	-	1	-	2	3	1	1	2	1	5	1	2	11	▲	19
Capital Murder	2024	1	-	-	-	-	-	-	-	2	-	-	-	3	50%	3
	2023	-	-	-	-	-	-	-	1	1	-	-	-	2	▲	2
Contested Divorce	2024	30	23	26	36	36	23	23	24	19	-	-	-	240	-1%	240
	2023	35	27	24	27	38	23	28	24	16	21	24	17	242	▼	304
Domestic and Family - Level 1	2024	38	30	23	23	22	12	30	20	28	-	-	-	226	7%	226
	2023	30	12	27	24	28	18	28	30	14	30	28	19	211	▲	288
Domestic and Family - Level 2	2024	5	6	13	4	7	5	3	14	4	-	-	-	61	-2%	61
	2023	7	7	7	6	9	4	6	12	4	10	9	5	62	▼	86
Felonies and Related Matters	2024	317	288	270	287	238	286	295	202	232	-	-	-	2,415	7%	2,415
	2023	220	257	291	198	272	290	229	282	221	312	257	242	2,260	▲	3,071
General Civil - Level 1	2024	2	2	3	-	3	3	3	1	1	-	-	-	18	6%	18
	2023	1	-	-	2	4	1	3	4	2	2	1	1	17	▲	21
General Civil - Level 2	2024	67	47	78	75	67	56	72	69	60	-	-	-	591	14%	591
	2023	49	39	70	39	64	73	76	52	56	79	44	66	518	▲	707
General Civil - Level 3	2024	26	22	16	30	17	28	24	19	18	-	-	-	200	-2%	200
	2023	12	19	25	34	23	14	24	22	31	25	30	18	204	▼	277
Miscellaneous Civil	2024	678	619	709	842	592	445	685	611	514	-	-	-	5,695	-9%	5,695
	2023	758	734	882	777	716	530	634	679	532	575	578	602	6,242	▼	7,997
Misdemeanor	2024	120	121	95	127	72	117	129	92	99	-	-	-	972	1%	972
	2023	113	83	113	79	139	152	78	94	110	131	123	97	961	▲	1,312
Other	2024	563	537	520	542	547	486	481	577	414	-	-	-	4,667	-2%	4,667
	2023	474	512	597	544	634	532	418	553	502	423	424	379	4,766	▼	5,992
Other Criminally Related Matters	2024	31	31	31	30	28	15	36	28	23	-	-	-	253	-16%	253
	2023	40	24	44	34	37	42	19	35	27	27	29	27	302	▼	385
Probates/Wills & Trusts - Level 1	2024	2	1	-	1	-	1	-	3	1	-	-	-	9	-18%	9
	2023	1	1	3	1	1	3	-	-	1	1	-	-	11	▼	12
Probates/Wills & Trusts - Level 2	2024	6	11	7	18	10	7	7	14	13	-	-	-	93	-7%	93
	2023	9	8	12	16	11	20	11	6	7	6	9	11	100	▼	126
Protective Orders	2024	-	-	3	1	-	2	1	3	1	-	-	-	11	-31%	11
	2023	3	2	-	4	-	5	-	-	2	3	1	1	16	▼	21
Uncontested Divorce	2024	61	34	47	86	73	41	63	71	59	-	-	-	535	1%	535
	2023	66	62	74	42	75	49	64	52	46	63	49	59	530	▲	701

Dashboard

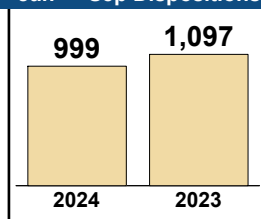
Court: Colonial Heights Circuit
Start/End Date: Jan-23 / Sep-24
2023 Average Month: 116
Jan-Sep 2023: 1,097
Dispositions Trending: ▼

Circuit/Court ID: 12 212570
Type of Case: Dispositions
2024 Average Month: 111
Jan-Sep 2024 : 999
Overall AVG. Month: 114

Monthly Dispositions Summary



Jan --- Sep Dispositions



Dispositions by Division

Divisions		Jan	Feb	Mar	Apr	May	Jun	Jul	Aug	Sep	Oct	Nov	Dec	Thru Sep	% Change	Total
Total	2024	136	89	139	171	84	84	106	96	94	-	-	-	999	-9%	999
	2023	133	148	140	116	120	124	105	104	107	110	88	96	1,097	▼	1,391
Civil	2024	15	7	13	14	10	6	11	6	17	-	-	-	99	25%	99
	2023	10	12	5	16	9	10	6	6	5	18	6	2	79	▲	105
Criminal	2024	79	53	75	92	57	49	48	56	43	-	-	-	552	-9%	552
	2023	71	62	88	46	68	70	57	62	84	58	56	66	608	▼	788
Concealed Handgun Permits	2024	22	22	41	35	8	22	37	26	23	-	-	-	236	-13%	236
	2023	33	47	31	42	29	30	20	26	14	21	22	25	272	▼	340
Miscellaneous/ Other	2024	20	7	10	30	9	7	10	8	11	-	-	-	112	-19%	112
	2023	19	27	16	12	14	14	22	10	4	13	4	3	138	▼	158

Dispositions by Case Category

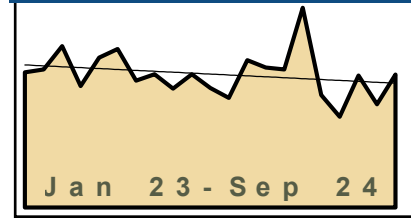
Case Categories		Jan	Feb	Mar	Apr	May	Jun	Jul	Aug	Sep	Oct	Nov	Dec	Thru Sep	% Change	Total
Administrative Law	2024	-	-	-	-	-	1	-	-	-	-	-	-	1	0%	1
	2023	-	-	-	-	-	1	-	-	-	-	-	-	1	↔	1
Contested Divorce	2024	4	3	1	4	1	-	2	-	4	-	-	-	19	111%	19
	2023	2	1	-	3	-	1	-	2	-	2	-	-	9	▲	11
Domestic and Family - Level 1	2024	7	1	1	1	1	1	1	1	-	-	-	-	14	250%	14
	2023	3	-	-	1	-	-	-	-	-	3	-	-	4	▲	7
Domestic and Family - Level 2	2024	-	-	-	2	-	1	-	2	1	-	-	-	6	20%	6
	2023	1	2	-	-	-	-	1	1	-	3	1	-	5	▲	9
Felonies and Related Matters	2024	59	31	58	59	46	35	37	41	33	-	-	-	399	-7%	399
	2023	53	43	61	24	54	52	42	39	60	41	46	56	428	▼	571
General Civil - Level 1	2024	-	-	-	1	-	-	-	-	2	-	-	-	3	50%	3
	2023	-	-	-	-	1	-	1	-	-	-	-	-	2	▲	2
General Civil - Level 2	2024	3	2	3	-	7	1	2	1	3	-	-	-	22	22%	22
	2023	2	5	2	1	-	1	5	1	1	-	3	-	18	▲	21
General Civil - Level 3	2024	-	-	3	8	1	-	5	2	1	-	-	-	20	33%	20
	2023	1	1	1	1	3	1	5	2	-	1	1	-	15	▲	17
Miscellaneous Civil	2024	42	28	49	60	15	28	46	31	32	-	-	-	331	-5%	331
	2023	41	63	36	51	38	35	32	34	17	34	23	28	347	▼	432
Misdemeanor	2024	18	21	10	27	10	12	9	11	9	-	-	-	127	-13%	127
	2023	16	17	19	18	11	13	12	21	19	17	8	9	146	▼	180
Other	2024	-	-	3	-	-	-	-	1	1	-	-	-	5	-89%	5
	2023	9	8	8	4	5	9	2	-	-	-	1	-	45	▼	46
Other Criminally Related Matters	2024	2	1	7	6	1	2	2	4	2	-	-	-	27	-23%	27
	2023	2	3	8	4	3	5	3	2	5	3	4	1	35	▼	43
Probates/Wills & Trusts - Level 1	2024	-	-	-	1	-	-	-	-	-	-	-	-	1	0%	1
	2023	-	-	1	-	-	-	-	-	-	-	-	-	1	↔	1
Probates/Wills & Trusts - Level 2	2024	-	-	1	1	-	-	-	-	1	-	-	-	3	-57%	3
	2023	1	-	1	2	2	1	-	-	-	1	1	1	7	▼	10
Protective Orders	2024	-	-	-	-	-	-	-	1	-	-	-	-	1	-86%	1
	2023	-	-	2	1	-	1	1	1	1	-	-	1	7	▼	8
Uncontested Divorce	2024	1	2	3	1	2	3	2	1	5	-	-	-	20	-26%	20
	2023	2	5	1	6	3	4	1	1	4	5	-	-	27	▼	32

Dashboard

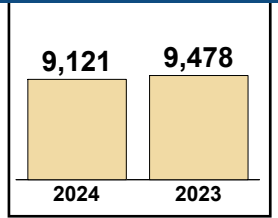
Court: Richmond Circuit
Start/End Date: Jan-23 / Sep-24
2023 Average Month: 1,020
Jan-Sep 2023: 9,478
Dispositions Trending: ▼

Circuit/Court ID: 13 213760
Type of Case: Dispositions
2024 Average Month: 1,013
Jan-Sep 2024 : 9,121
Overall AVG. Month: 1,017

Monthly Dispositions Summary



Jan --- Sep Dispositions



Dispositions by Division

Divisions		Jan	Feb	Mar	Apr	May	Jun	Jul	Aug	Sep	Oct	Nov	Dec	Thru Sep	% Change	Total
Total	2024	1,123	1,067	1,052	1,522	857	691	1,007	788	1,014	-	-	-	9,121	-4%	9,121
	2023	1,030	1,053	1,230	925	1,142	1,208	967	1,017	906	1,017	912	835	9,478	▼	12,242
Civil	2024	195	275	227	426	158	134	193	136	189	-	-	-	1,933	24%	1,933
	2023	186	158	234	126	190	194	157	162	151	172	208	123	1,558	▲	2,061
Criminal	2024	358	312	303	396	249	250	277	327	316	-	-	-	2,788	-17%	2,788
	2023	423	368	428	393	321	380	336	371	344	319	259	321	3,364	▼	4,263
Concealed Handgun Permits	2024	168	83	114	163	92	56	205	28	197	-	-	-	1,106	-11%	1,106
	2023	65	164	174	118	184	260	87	103	92	128	94	81	1,247	▼	1,550
Miscellaneous/ Other	2024	401	397	406	535	354	247	330	295	310	-	-	-	3,275	0%	3,275
	2023	353	360	390	287	446	373	387	379	316	396	350	309	3,291	▼	4,346
Others	2024	1	-	2	2	4	4	2	2	2	-	-	-	19	6%	19
	2023	3	3	4	1	1	1	-	2	3	2	1	1	18	▲	22

Dispositions by Case Category

Case Categories		Jan	Feb	Mar	Apr	May	Jun	Jul	Aug	Sep	Oct	Nov	Dec	Thru Sep	% Change	Total
Administrative Law	2024	3	5	4	29	1	1	6	1	1	-	-	-	51	219%	51
	2023	-	2	3	-	3	4	3	1	-	6	5	1	16	▲	28
Capital Murder	2024	-	-	1	-	-	-	-	-	1	-	-	-	2	0%	2
	2023	-	-	-	-	-	-	-	-	2	-	-	-	2	↔	2
Contested Divorce	2024	7	14	7	24	9	11	12	7	7	-	-	-	98	2%	98
	2023	13	7	13	5	14	13	14	10	7	10	7	5	96	▲	118
Domestic and Family - Level 1	2024	10	12	18	30	6	12	8	11	14	-	-	-	121	10%	121
	2023	4	10	16	12	12	15	10	11	20	14	9	4	110	▲	137
Domestic and Family - Level 2	2024	18	16	12	19	9	7	14	3	6	-	-	-	104	-21%	104
	2023	17	11	16	10	15	20	6	20	16	5	14	12	131	▼	162
Felonies and Related Matters	2024	265	248	224	316	187	191	191	253	249	-	-	-	2,124	-21%	2,124
	2023	367	304	332	323	245	309	264	281	251	249	206	257	2,676	▼	3,388
General Civil	2024	-	-	-	2	-	-	-	-	-	-	-	-	2	2	2
	2023	-	-	-	-	-	-	-	-	-	-	-	-	0	↔	0
General Civil - Level 1	2024	5	10	7	18	3	5	6	2	7	-	-	-	63	97%	63
	2023	6	5	4	3	-	6	4	3	1	5	7	6	32	▲	50
General Civil - Level 2	2024	107	161	122	206	86	63	94	80	117	-	-	-	1,036	52%	1,036
	2023	87	71	79	70	88	82	71	57	78	95	129	70	683	▲	977
General Civil - Level 3	2024	56	32	33	57	26	18	46	25	41	-	-	-	334	-9%	334
	2023	40	48	78	26	32	43	25	54	23	38	32	23	369	▼	462
Miscellaneous Civil	2024	319	228	273	385	212	171	327	135	361	-	-	-	2,411	-2%	2,411
	2023	183	286	324	205	378	375	260	222	222	255	248	164	2,455	▼	3,122
Misdemeanor	2024	65	33	53	55	38	41	45	41	55	-	-	-	426	-1%	426
	2023	32	46	63	42	52	40	41	52	64	46	37	42	432	▼	557
Other	2024	202	229	217	265	220	128	186	172	121	-	-	-	1,740	-11%	1,740
	2023	222	227	230	182	239	240	204	247	174	235	181	209	1,965	▼	2,590
Other Criminally Related Matters	2024	33	41	34	41	32	22	48	41	17	-	-	-	309	3%	309
	2023	27	26	37	34	28	38	36	44	31	29	23	22	301	▲	375
Probates/Wills & Trusts - Level 1	2024	-	-	-	2	-	1	-	-	-	-	-	-	3	200%	3
	2023	-	-	-	-	-	-	-	-	-	-	-	-	1	▲	2
Probates/Wills & Trusts - Level 2	2024	4	4	8	2	1	2	1	1	5	-	-	-	28	180%	28
	2023	2	-	3	-	2	1	1	1	-	3	1	4	10	▲	18
Uncontested Divorce	2024	29	34	39	71	27	18	23	16	12	-	-	-	269	35%	269
	2023	30	10	32	13	34	22	28	14	16	27	13	15	199	▲	254

Dashboard		Monthly Dispositions Summary		Jan --- Sep Dispositions					
<p>Court: Henrico Circuit Start/End Date: Jan-23 / Sep-24 2023 Average Month: 1,311 Jan-Sep 2023: 12,404 Dispositions Trending: ▼</p>	<p>Circuit/Court ID: 14 214087 Type of Case: Dispositions 2024 Average Month: 1,229 Jan-Sep 2024 : 11,057 Overall AVG. Month: 1,275</p>			<table border="1" style="margin: auto;"> <tr> <td style="text-align: center; width: 50px;">11,057</td> <td style="text-align: center; width: 50px;">12,404</td> </tr> <tr> <td style="text-align: center;">2024</td> <td style="text-align: center;">2023</td> </tr> </table>		11,057	12,404	2024	2023
11,057	12,404								
2024	2023								

Dispositions by Division																
Divisions		Jan	Feb	Mar	Apr	May	Jun	Jul	Aug	Sep	Oct	Nov	Dec	Thru Sep	% Change	Total
Total	2024	1,334	1,259	1,228	1,175	1,146	1,019	1,301	1,215	1,380	-	-	-	11,057	-11%	11,057
	2023	1,615	1,554	1,667	1,236	1,126	1,277	1,398	1,445	1,086	1,280	995	1,049	12,404	▼	15,728
Civil	2024	239	206	193	180	186	155	186	180	192	-	-	-	1,717	-14%	1,717
	2023	372	390	172	148	174	249	165	187	148	173	140	131	2,005	▼	2,449
Criminal	2024	503	478	507	520	462	424	501	493	637	-	-	-	4,525	-2%	4,525
	2023	527	508	642	498	430	474	513	566	472	435	405	503	4,630	▼	5,973
Concealed Handgun Permits	2024	373	303	334	294	263	263	297	259	304	-	-	-	2,690	-4%	2,690
	2023	385	340	433	300	296	277	260	271	241	325	282	235	2,803	▼	3,645
Miscellaneous/ Other	2024	217	268	190	175	232	173	312	281	243	-	-	-	2,091	-29%	2,091
	2023	327	315	418	289	219	272	459	418	223	344	166	178	2,940	▼	3,628
Others	2024	2	4	4	6	3	4	5	2	4	-	-	-	34	31%	34
	2023	4	1	2	1	7	5	1	3	2	3	2	2	26	▲	33

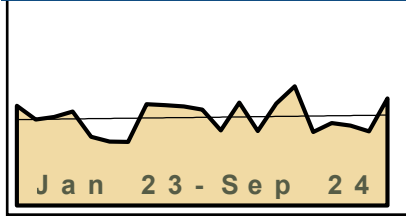
Dispositions by Case Category																
Case Categories		Jan	Feb	Mar	Apr	May	Jun	Jul	Aug	Sep	Oct	Nov	Dec	Thru Sep	% Change	Total
Administrative Law	2024	-	5	3	-	-	-	1	1	4	-	-	-	14	-26%	14
	2023	3	6	1	1	-	5	2	-	1	1	1	-	19	▼	21
Capital Murder	2024	-	-	-	-	4	-	-	-	-	-	-	-	4	4%	4
	2023	-	-	-	-	-	-	-	-	-	-	-	-	0	↔	0
Contested Divorce	2024	39	27	18	21	23	23	23	21	25	-	-	-	220	-18%	220
	2023	42	52	26	20	23	31	26	30	18	20	14	19	268	▼	321
Domestic and Family - Level 1	2024	10	14	11	19	14	11	15	19	11	-	-	-	124	-13%	124
	2023	14	17	12	10	32	13	12	17	15	11	4	13	142	▼	170
Domestic and Family - Level 2	2024	5	3	7	4	4	2	6	6	5	-	-	-	42	-26%	42
	2023	14	14	5	5	6	5	2	3	3	9	1	2	57	▼	69
Felonies and Related Matters	2024	322	332	328	349	283	284	297	317	447	-	-	-	2,959	-3%	2,959
	2023	340	348	430	354	267	322	320	366	299	287	250	357	3,046	▼	3,940
General Civil	2024	-	-	-	-	-	-	-	-	-	-	-	-	0	0%	0
	2023	-	-	-	-	-	-	-	-	-	-	-	1	0	↔	1
General Civil - Level 1	2024	1	4	6	2	2	6	1	5	3	-	-	-	30	-29%	30
	2023	12	7	2	3	4	3	4	5	2	2	3	5	42	▼	52
General Civil - Level 2	2024	97	70	68	68	72	60	60	54	70	-	-	-	619	-15%	619
	2023	145	157	62	45	54	91	59	62	49	52	55	33	724	▼	864
General Civil - Level 3	2024	21	18	30	23	21	13	15	26	17	-	-	-	184	-16%	184
	2023	48	34	23	21	16	28	21	11	16	31	15	9	218	▼	273
Miscellaneous Civil	2024	569	556	507	449	480	425	597	534	532	-	-	-	4,649	-16%	4,649
	2023	654	606	825	580	500	533	697	676	455	659	422	409	5,526	▼	7,016
Misdemeanor	2024	143	124	141	127	125	109	157	161	158	-	-	-	1,245	2%	1,245
	2023	153	128	158	118	119	117	152	150	127	112	120	116	1,222	▲	1,570
Other	2024	8	9	7	13	10	4	7	4	6	-	-	-	68	-24%	68
	2023	23	18	9	4	13	9	3	4	7	4	25	5	90	▼	124
Other Criminally Related Matters	2024	45	32	46	44	52	31	54	18	34	-	-	-	356	-9%	356
	2023	43	34	58	28	46	36	43	55	47	36	43	30	390	▼	499
Probates/Wills & Trusts - Level 1	2024	3	1	3	1	3	-	-	-	1	-	-	-	12	100%	12
	2023	2	-	1	-	1	1	-	1	-	-	1	1	6	▲	8
Probates/Wills & Trusts - Level 2	2024	5	7	5	4	2	9	8	4	5	-	-	-	49	-44%	49
	2023	16	15	8	5	2	13	8	14	6	6	7	3	87	▼	103
Protective Orders	2024	-	-	1	-	-	-	-	-	-	-	-	-	1	1%	1
	2023	-	-	-	-	-	-	-	-	-	1	-	-	0	↔	1
Uncontested Divorce	2024	66	57	47	51	51	42	60	45	62	-	-	-	481	-15%	481
	2023	106	118	47	42	43	70	49	51	41	49	33	47	567	▼	696

Dashboard

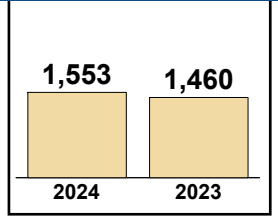
Court: Caroline Circuit
Start/End Date: Jan-23 / Sep-24
2023 Average Month: 165
Jan-Sep 2023: 1,460
Dispositions Trending: ▲

Circuit/Court ID: 15 215033
Type of Case: Dispositions
2024 Average Month: 173
Jan-Sep 2024 : 1,553
Overall AVG. Month: 168

Monthly Dispositions Summary



Jan --- Sep Dispositions



Dispositions by Division

Divisions		Jan	Feb	Mar	Apr	May	Jun	Jul	Aug	Sep	Oct	Nov	Dec	Thru Sep	% Change	Total
Total	2024	196	142	194	227	140	157	152	141	204	-	-	-	1,553	6%	1,553
	2023	190	164	169	179	131	122	121	193	191	189	183	143	1,460	▲	1,975
Civil	2024	20	12	12	22	21	15	35	41	17	-	-	-	195	20%	195
	2023	30	10	15	8	10	31	19	14	25	12	27	14	162	▲	215
Criminal	2024	84	46	72	83	44	79	50	35	109	-	-	-	602	21%	602
	2023	65	70	48	46	33	31	50	57	98	65	62	55	498	▲	680
Concealed Handgun Permits	2024	48	70	68	76	42	43	40	42	62	-	-	-	491	-8%	491
	2023	59	60	88	72	65	45	39	58	50	71	59	54	536	▼	720
Miscellaneous/ Other	2024	44	14	42	46	33	20	27	22	16	-	-	-	264	2%	264
	2023	36	24	18	48	23	15	13	64	18	41	34	20	259	▲	354
Others	2024	-	-	-	-	-	-	-	1	-	-	-	-	1	-80%	1
	2023	-	-	-	5	-	-	-	-	-	-	-	1	5	▼	6

Dispositions by Case Category

Case Categories		Jan	Feb	Mar	Apr	May	Jun	Jul	Aug	Sep	Oct	Nov	Dec	Thru Sep	% Change	Total
Administrative Law	2024	-	-	-	-	-	-	2	-	-	-	-	-	2	100%	2
	2023	-	-	-	-	-	-	-	-	1	-	-	-	1	▲	1
Contested Divorce	2024	-	-	-	2	3	4	5	3	1	-	-	-	18	38%	18
	2023	2	1	4	-	-	1	1	3	1	2	4	4	13	▲	23
Domestic and Family - Level 1	2024	5	-	-	4	4	3	-	3	5	-	-	-	24	85%	24
	2023	-	1	-	-	1	6	-	3	2	1	2	3	13	▲	19
Domestic and Family - Level 2	2024	1	2	5	2	1	-	-	1	-	-	-	-	12	-68%	12
	2023	15	-	-	-	3	12	8	-	-	2	-	-	38	▼	40
Felonies and Related Matters	2024	60	24	49	43	26	53	29	13	55	-	-	-	352	19%	352
	2023	36	37	35	26	16	13	33	39	60	39	42	32	295	▲	408
General Civil - Level 1	2024	-	-	-	-	-	-	-	-	-	-	-	-	0	-100%	0
	2023	2	-	-	-	-	-	-	1	-	-	-	-	3	▼	3
General Civil - Level 2	2024	6	4	3	5	5	3	11	9	5	-	-	-	51	34%	51
	2023	5	5	8	3	1	6	5	2	3	1	10	5	38	▲	54
General Civil - Level 3	2024	1	1	3	3	2	3	4	16	-	-	-	-	33	57%	33
	2023	5	-	1	1	2	2	1	1	10	2	10	-	21	▲	33
Miscellaneous Civil	2024	69	84	83	97	54	56	62	61	77	-	-	-	643	-6%	643
	2023	79	77	103	79	87	60	52	78	68	91	84	72	683	▼	930
Misdemeanor	2024	18	19	17	31	14	21	17	17	48	-	-	-	202	29%	202
	2023	26	25	10	9	14	10	12	18	33	24	19	21	157	▲	221
Other	2024	24	1	26	25	20	6	2	2	-	-	-	-	106	-7%	106
	2023	12	7	2	46	1	-	1	44	1	18	2	-	114	▼	134
Other Criminally Related Matters	2024	6	3	6	9	4	5	4	5	6	-	-	-	48	4%	48
	2023	3	8	3	11	3	8	5	-	5	2	1	2	46	▲	51
Probates/Wills & Trusts - Level 1	2024	-	-	-	-	1	-	1	2	-	-	-	-	4	300%	4
	2023	-	-	-	-	1	-	-	-	-	-	-	-	1	▲	1
Probates/Wills & Trusts - Level 2	2024	1	-	1	1	2	-	1	3	-	-	-	-	9	125%	9
	2023	1	-	-	-	-	-	-	2	1	-	1	1	4	▲	6
Uncontested Divorce	2024	5	4	1	5	4	3	14	6	7	-	-	-	49	48%	49
	2023	4	3	3	4	2	6	3	2	6	7	8	3	33	▲	51

Dashboard		Monthly Dispositions Summary		Jan --- Sep Dispositions					
<p>Court: Essex Circuit Start/End Date: Jan-23 / Sep-24 2023 Average Month: 57 Jan-Sep 2023: 543 Dispositions Trending: ▼</p>	<p>Circuit/Court ID: 15 215057 Type of Case: Dispositions 2024 Average Month: 56 Jan-Sep 2024 : 507 Overall AVG. Month: 57</p>			<table border="1" style="margin: auto;"> <tr> <td style="text-align: center; width: 50px;">507</td> <td style="text-align: center; width: 50px;">543</td> </tr> <tr> <td style="text-align: center;">2024</td> <td style="text-align: center;">2023</td> </tr> </table>		507	543	2024	2023
507	543								
2024	2023								

Dispositions by Division																
Divisions		Jan	Feb	Mar	Apr	May	Jun	Jul	Aug	Sep	Oct	Nov	Dec	Thru Sep	% Change	Total
Total	2024	76	44	87	49	64	37	39	57	54	-	-	-	507	-7%	507
	2023	134	48	79	73	37	48	34	40	50	62	42	34	543	▼	681
Civil	2024	5	4	10	8	13	6	8	2	9	-	-	-	65	-7%	65
	2023	15	5	3	14	8	6	8	4	7	6	5	1	70	▼	82
Criminal	2024	28	7	37	17	23	3	5	28	27	-	-	-	175	1%	175
	2023	81	-	25	28	7	7	6	10	10	18	6	15	174	▲	213
Concealed Handgun Permits	2024	24	18	23	13	21	16	11	12	8	-	-	-	146	-20%	146
	2023	25	22	31	23	8	23	17	13	20	26	19	11	182	▼	238
Miscellaneous/ Other	2024	19	15	17	11	7	12	15	15	10	-	-	-	121	4%	121
	2023	13	20	20	8	14	12	3	13	13	12	12	7	116	▲	147
Others	2024	-	-	-	-	-	-	-	-	-	-	-	-	0	-100%	0
	2023	-	1	-	-	-	-	-	-	-	-	-	-	1	▼	1

Dispositions by Case Category																
Case Categories		Jan	Feb	Mar	Apr	May	Jun	Jul	Aug	Sep	Oct	Nov	Dec	Thru Sep	% Change	Total
Contested Divorce	2024	-	-	-	2	-	-	1	1	-	-	-	-	4	-50%	4
	2023	-	-	-	5	-	-	1	-	2	-	-	-	8	▼	8
Domestic and Family - Level 1	2024	-	-	6	1	6	-	-	-	3	-	-	-	16	100%	16
	2023	4	-	-	3	-	-	1	-	-	1	-	-	8	▲	9
Domestic and Family - Level 2	2024	-	-	-	-	-	-	-	-	-	-	-	-	0	-100%	0
	2023	-	-	-	-	1	3	-	-	1	1	-	-	5	▼	6
Felonies and Related Matters	2024	25	4	28	11	22	1	4	22	15	-	-	-	132	14%	132
	2023	53	-	16	19	5	6	4	9	4	14	2	7	116	▲	139
General Civil - Level 1	2024	-	-	-	-	-	-	-	-	-	-	-	-	0	-100%	0
	2023	-	-	-	-	-	1	-	-	-	-	-	2	1	▼	3
General Civil - Level 2	2024	4	2	1	1	1	1	3	-	3	-	-	-	16	167%	16
	2023	2	1	-	1	1	-	-	-	1	-	-	1	6	▲	7
General Civil - Level 3	2024	1	1	1	1	4	2	2	2	2	-	-	-	16	14%	16
	2023	4	1	1	1	4	1	2	2	2	2	3	-	14	▲	19
Miscellaneous Civil	2024	30	21	30	14	22	18	14	16	15	-	-	-	180	-11%	180
	2023	28	24	34	25	10	26	20	14	21	31	22	15	202	▼	270
Misdemeanor	2024	1	3	7	3	-	-	-	4	3	-	-	-	21	40%	21
	2023	4	-	3	3	2	-	1	-	2	2	4	1	15	▲	22
Other	2024	12	11	10	10	5	10	11	10	4	-	-	-	83	-14%	83
	2023	10	19	17	6	12	8	-	13	12	7	9	2	97	▼	115
Other Criminally Related Matters	2024	2	-	2	3	1	2	1	2	9	-	-	-	22	-52%	22
	2023	24	-	6	7	-	1	3	1	4	2	-	7	46	▼	55
Probates/Wills & Trusts - Level 1	2024	-	1	-	-	-	-	-	-	-	-	-	-	1	0%	1
	2023	1	-	-	-	-	-	-	-	-	-	-	-	1	↔	1
Probates/Wills & Trusts - Level 2	2024	-	-	-	-	1	-	1	-	-	-	-	-	2	0%	2
	2023	1	-	-	-	-	-	-	1	-	-	-	-	2	↔	2
Uncontested Divorce	2024	1	1	2	3	2	3	2	-	-	-	-	-	14	-36%	14
	2023	3	3	2	3	2	2	2	2	3	2	-	1	22	▼	25

Dashboard		Monthly Dispositions Summary		Jan --- Sep Dispositions	
<p>Court: Hanover Circuit Start/End Date: Jan-23 / Sep-24 2023 Average Month: 590 Jan-Sep 2023: 5,457 Dispositions Trending: ▼</p>	<p>Circuit/Court ID: 15 215085 Type of Case: Dispositions 2024 Average Month: 581 Jan-Sep 2024 : 5,226 Overall AVG. Month: 586</p>	<p style="text-align: center; font-weight: bold;">Jan 23 - Sep 24</p>		<div style="display: flex; justify-content: space-around;"> <div style="text-align: center;"> <p style="font-size: 1.2em; font-weight: bold;">5,226</p> <div style="width: 40px; height: 40px; background-color: #f0e68c; margin: 0 auto;"></div> <p style="font-size: 0.8em;">2024</p> </div> <div style="text-align: center;"> <p style="font-size: 1.2em; font-weight: bold;">5,457</p> <div style="width: 40px; height: 40px; background-color: #f0e68c; margin: 0 auto;"></div> <p style="font-size: 0.8em;">2023</p> </div> </div>	

Dispositions by Division																
Divisions		Jan	Feb	Mar	Apr	May	Jun	Jul	Aug	Sep	Oct	Nov	Dec	Thru Sep	% Change	Total
Total	2024	648	500	764	576	502	458	642	533	603	-	-	-	5,226	-4%	5,226
	2023	685	583	664	600	602	641	484	531	667	572	609	437	5,457	▼	7,075
Civil	2024	106	101	124	126	86	95	95	103	102	-	-	-	938	-5%	938
	2023	105	91	107	87	122	130	109	126	113	114	133	64	990	▼	1,301
Criminal	2024	219	199	344	230	210	183	260	197	247	-	-	-	2,089	9%	2,089
	2023	214	206	240	185	207	245	211	171	239	210	211	216	1,918	▲	2,555
Concealed Handgun Permits	2024	270	147	244	129	154	118	184	118	190	-	-	-	1,554	-12%	1,554
	2023	280	201	205	248	188	184	87	149	229	162	202	116	1,771	▼	2,251
Miscellaneous/ Other	2024	53	53	51	90	52	62	102	115	63	-	-	-	641	-17%	641
	2023	86	85	112	80	84	82	77	85	85	86	63	41	776	▼	966
Others	2024	-	-	1	1	-	-	1	-	1	-	-	-	4	100%	4
	2023	-	-	-	-	1	-	-	-	1	-	-	-	2	▲	2

Dispositions by Case Category																
Case Categories		Jan	Feb	Mar	Apr	May	Jun	Jul	Aug	Sep	Oct	Nov	Dec	Thru Sep	% Change	Total
Administrative Law	2024	1	1	1	-	-	-	1	-	-	-	-	-	4	100%	4
	2023	-	-	-	-	1	-	-	1	-	-	-	1	2	▲	4
Capital Murder	2024	1	-	-	-	-	-	-	-	-	-	-	-	1	1	1
	2023	-	-	-	-	-	-	-	-	-	-	1	-	0	↔	1
Contested Divorce	2024	23	20	24	21	15	17	20	17	10	-	-	-	167	-2%	167
	2023	16	20	21	12	30	21	16	14	20	18	16	9	170	▼	213
Domestic and Family - Level 1	2024	6	7	4	6	4	7	3	5	3	-	-	-	45	-17%	45
	2023	8	8	8	3	4	5	8	6	4	5	12	5	54	▼	76
Domestic and Family - Level 2	2024	5	5	7	6	5	6	12	6	6	-	-	-	58	23%	58
	2023	3	2	6	4	2	6	12	7	5	7	4	3	47	▲	61
Felonies and Related Matters	2024	137	89	230	119	117	99	177	109	152	-	-	-	1,229	8%	1,229
	2023	138	105	132	110	120	153	138	100	146	119	130	126	1,142	▲	1,517
General Civil - Level 1	2024	-	-	1	-	-	-	1	1	-	-	-	-	3	-63%	3
	2023	1	-	1	-	2	1	1	2	-	-	1	-	8	▼	9
General Civil - Level 2	2024	23	14	33	28	13	15	12	24	28	-	-	-	190	-16%	190
	2023	25	15	24	24	25	34	20	32	28	36	46	5	227	▼	314
General Civil - Level 3	2024	8	4	6	6	4	5	9	4	6	-	-	-	52	-20%	52
	2023	7	6	9	2	11	6	8	10	6	7	4	1	65	▼	77
Miscellaneous Civil	2024	322	196	291	217	203	181	284	227	253	-	-	-	2,174	-13%	2,174
	2023	362	282	310	321	269	264	161	224	312	245	263	159	2,505	▼	3,172
Misdemeanor	2024	77	98	101	102	88	78	72	79	86	-	-	-	781	10%	781
	2023	66	97	99	70	79	83	65	62	89	84	72	85	710	▲	951
Other	2024	7	5	3	6	-	1	5	6	4	-	-	-	37	-3%	37
	2023	11	2	3	2	6	3	2	2	7	8	1	4	38	▼	51
Other Criminally Related Matters	2024	4	12	13	9	5	6	11	9	12	-	-	-	81	7%	81
	2023	13	5	9	5	8	10	8	9	9	8	8	6	76	▲	98
Probates/Wills & Trusts - Level 1	2024	-	-	2	-	1	-	-	-	-	-	-	-	3	-25%	3
	2023	-	-	-	1	-	1	1	1	-	-	-	2	4	▼	6
Probates/Wills & Trusts - Level 2	2024	4	4	4	1	6	-	2	5	4	-	-	-	30	25%	30
	2023	2	1	4	3	2	8	1	2	1	1	-	-	24	▲	25
Uncontested Divorce	2024	30	45	44	55	41	43	33	41	39	-	-	-	371	-4%	371
	2023	33	40	38	43	43	46	43	59	40	34	50	31	385	▼	500

CPSS-CCMS-10.11 CASELOAD STATISTICS OF THE CIRCUIT COURTS

King George

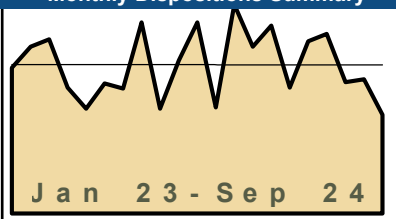
January 2023 -- September 2024 Dispositions

Alexandria and Fairfax Circuit are not Included in State Totals

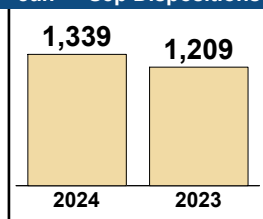
Dashboard

Court: King George Circuit
Circuit/Court ID: 15 215099
Start/End Date: Jan-23 / Sep-24
Type of Case: Dispositions
2023 Average Month: 137
2024 Average Month: 149
Jan-Sep 2023: 1,209
Jan-Sep 2024 : 1,339
Dispositions Trending: ▲
Overall AVG. Month: 142

Monthly Dispositions Summary



Jan --- Sep Dispositions



Dispositions by Division

Divisions		Jan	Feb	Mar	Apr	May	Jun	Jul	Aug	Sep	Oct	Nov	Dec	Thru Sep	% Change	Total
Total	2024	199	159	179	120	164	171	125	128	94	-	-	-	1,339	11%	1,339
	2023	139	159	166	120	100	124	119	182	100	146	182	101	1,209	▲	1,638
Civil	2024	14	5	15	22	15	12	6	9	8	-	-	-	106	-25%	106
	2023	9	20	14	18	11	8	15	37	9	20	13	15	141	▼	189
Criminal	2024	88	84	80	27	72	86	44	59	38	-	-	-	578	64%	578
	2023	40	63	51	25	20	45	41	38	30	57	84	39	353	▲	533
Concealed Handgun Permits	2024	77	51	65	49	55	53	61	43	40	-	-	-	494	-8%	494
	2023	65	57	80	59	51	56	48	74	46	55	67	29	536	▼	687
Miscellaneous/ Other	2024	20	19	19	22	22	20	14	16	8	-	-	-	160	-11%	160
	2023	25	19	21	18	18	15	15	33	15	14	18	18	179	▼	229
Others	2024	-	-	-	-	-	-	-	1	-	-	-	-	1	1	1
	2023	-	-	-	-	-	-	-	-	-	-	-	-	0	↔	0

Dispositions by Case Category

Case Categories		Jan	Feb	Mar	Apr	May	Jun	Jul	Aug	Sep	Oct	Nov	Dec	Thru Sep	% Change	Total
Administrative Law	2024	-	-	-	-	-	-	-	-	-	-	-	-	0	-100%	0
	2023	-	1	-	-	-	-	-	1	-	-	-	-	2	▼	2
Capital Murder	2024	-	-	-	-	-	-	-	-	-	-	-	-	0	-100%	0
	2023	-	-	-	-	1	-	-	-	-	-	-	-	1	▼	1
Contested Divorce	2024	2	1	1	1	1	1	1	-	2	-	-	-	10	-47%	10
	2023	3	1	2	4	1	-	2	5	1	-	-	2	19	▼	21
Domestic and Family - Level 1	2024	2	-	2	1	5	1	-	-	3	-	-	-	14	-18%	14
	2023	-	-	2	3	-	2	6	4	-	6	-	3	17	▼	26
Domestic and Family - Level 2	2024	1	-	2	2	-	1	-	-	-	-	-	-	6	20%	6
	2023	1	-	-	-	-	1	-	3	-	1	-	-	5	▲	6
Felonies and Related Matters	2024	57	43	49	18	57	62	19	40	29	-	-	-	374	78%	374
	2023	27	32	27	13	11	22	24	30	24	47	58	20	210	▲	335
General Civil - Level 1	2024	-	-	1	-	-	-	-	-	-	-	-	-	1	-80%	1
	2023	1	-	-	-	1	-	-	3	1	-	1	-	5	▼	6
General Civil - Level 2	2024	3	1	4	2	2	3	3	2	2	-	-	-	22	5%	22
	2023	2	2	2	4	2	2	1	5	1	6	2	2	21	▲	31
General Civil - Level 3	2024	-	-	3	4	2	2	-	-	-	-	-	-	11	-66%	11
	2023	1	13	3	4	4	1	2	1	3	-	3	3	32	▼	38
Miscellaneous Civil	2024	88	60	78	58	71	69	70	50	46	-	-	-	590	-10%	590
	2023	81	70	92	71	63	67	58	100	57	65	75	40	659	▼	839
Misdemeanor	2024	29	40	28	8	14	22	22	14	9	-	-	-	186	58%	186
	2023	12	27	21	9	7	21	12	6	3	10	25	17	118	▲	170
Other	2024	7	10	6	13	6	4	4	10	2	-	-	-	62	22%	62
	2023	8	5	9	5	6	4	5	5	4	4	9	6	51	▲	70
Other Criminally Related Matters	2024	2	1	3	1	1	2	3	5	-	-	-	-	18	-28%	18
	2023	1	4	3	3	1	2	5	3	3	1	3	2	25	▼	31
Probates/Wills & Trusts - Level 1	2024	-	-	-	-	-	-	-	-	-	-	-	-	0	-100%	0
	2023	-	-	-	-	-	-	-	-	1	-	-	1	1	▼	2
Probates/Wills & Trusts - Level 2	2024	1	-	-	-	-	1	-	1	-	-	-	-	3	-40%	3
	2023	-	-	-	-	1	2	-	2	-	-	1	1	5	▼	7
Protective Orders	2024	2	-	-	2	1	-	1	-	-	-	-	-	6	6	6
	2023	-	-	-	-	-	-	-	-	-	1	-	1	0	↔	2
Uncontested Divorce	2024	5	3	2	10	4	3	2	6	1	-	-	-	36	-5%	36
	2023	3	4	5	4	2	-	4	13	3	5	5	3	38	▼	51

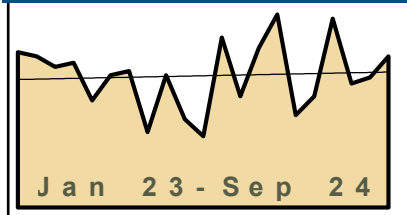
This report reflects data in the case management system. Numbers will update accordingly as reports are refreshed and posted.

Dashboard

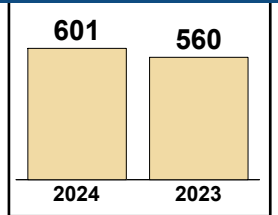
Court: Lancaster Circuit
Start/End Date: Jan-23 / Sep-24
2023 Average Month: 60
Jan-Sep 2023: 560
Dispositions Trending: ▲

Circuit/Court ID: 15 215103
Type of Case: Dispositions
2024 Average Month: 67
Jan-Sep 2024 : 601
Overall AVG. Month: 63

Monthly Dispositions Summary



Jan --- Sep Dispositions



Dispositions by Division

Divisions		Jan	Feb	Mar	Apr	May	Jun	Jul	Aug	Sep	Oct	Nov	Dec	Thru Sep	% Change	Total
Total	2024	53	76	92	44	53	90	59	62	72	-	-	-	601	7%	601
	2023	74	72	67	69	51	63	65	36	63	42	34	81	560	▲	717
Civil	2024	7	-	5	6	5	10	10	7	9	-	-	-	59	-25%	59
	2023	8	6	10	12	12	13	6	4	8	3	2	5	79	▼	89
Criminal	2024	8	53	58	11	18	55	27	35	26	-	-	-	291	68%	291
	2023	26	27	15	13	14	22	25	14	17	18	13	42	173	▲	246
Concealed Handgun Permits	2024	22	16	23	21	19	13	15	6	24	-	-	-	159	-25%	159
	2023	29	30	28	34	12	20	23	7	28	13	13	28	211	▼	265
Miscellaneous/ Other	2024	16	7	6	6	11	12	7	14	13	-	-	-	92	-4%	92
	2023	11	8	14	10	13	8	11	11	10	8	6	6	96	▼	116
Others	2024	-	-	-	-	-	-	-	-	-	-	-	-	0	-100%	0
	2023	-	1	-	-	-	-	-	-	-	-	-	-	1	▼	1

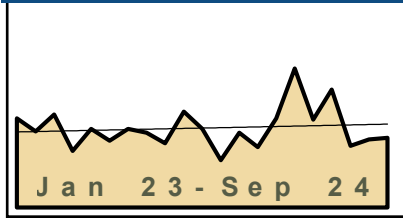
Dispositions by Case Category

Case Categories		Jan	Feb	Mar	Apr	May	Jun	Jul	Aug	Sep	Oct	Nov	Dec	Thru Sep	% Change	Total
Administrative Law	2024	-	-	-	-	-	1	-	-	-	-	-	-	1	1	1
	2023	-	-	-	-	-	-	-	-	-	-	-	-	0	↔	0
Capital Murder	2024	-	-	-	-	-	-	-	-	-	-	-	-	0	0	0
	2023	-	-	-	-	-	-	-	-	-	-	2	-	0	↔	2
Contested Divorce	2024	1	-	-	1	-	-	-	-	1	-	-	-	3	-57%	3
	2023	1	1	-	-	-	1	-	1	3	1	-	1	7	▼	9
Domestic and Family - Level 1	2024	3	-	1	-	-	3	-	-	-	-	-	-	7	0%	7
	2023	1	-	4	-	1	-	-	-	1	-	1	-	7	↔	8
Domestic and Family - Level 2	2024	-	-	1	-	-	-	1	3	-	-	-	-	5	25%	5
	2023	1	-	1	1	-	1	-	-	-	-	-	-	4	▲	4
Felonies and Related Matters	2024	7	41	33	7	14	36	25	23	25	-	-	-	211	97%	211
	2023	20	21	12	10	13	2	18	4	7	10	5	30	107	▲	152
General Civil - Level 1	2024	-	-	-	-	-	-	-	-	1	-	-	-	1	-67%	1
	2023	-	-	1	-	-	1	-	-	1	-	-	-	3	▼	3
General Civil - Level 2	2024	4	-	2	2	3	1	1	2	3	-	-	-	18	6%	18
	2023	3	2	3	3	-	1	-	2	3	-	1	2	17	▲	20
General Civil - Level 3	2024	3	1	-	2	1	3	-	2	3	-	-	-	15	-46%	15
	2023	1	2	-	4	11	4	5	-	1	2	-	1	28	▼	31
Miscellaneous Civil	2024	26	21	28	26	29	22	21	13	31	-	-	-	217	-22%	217
	2023	35	36	36	41	21	28	28	18	35	19	17	30	278	▼	344
Misdemeanor	2024	-	11	24	4	4	16	1	10	1	-	-	-	71	29%	71
	2023	5	6	1	2	-	18	4	9	10	6	5	9	55	▲	75
Other	2024	7	1	-	1	1	1	4	4	6	-	-	-	25	-4%	25
	2023	5	2	5	1	4	2	5	-	2	2	1	4	26	▼	33
Other Criminally Related Matters	2024	1	1	1	-	-	3	2	3	-	-	-	-	11	-8%	11
	2023	1	1	2	1	1	2	3	1	-	2	1	4	12	▼	19
Probates/Wills & Trusts - Level 2	2024	-	-	-	-	-	1	1	-	-	-	-	-	2	-50%	2
	2023	1	1	-	1	-	-	1	-	-	-	1	-	4	▼	5
Uncontested Divorce	2024	1	-	2	1	1	3	3	2	1	-	-	-	14	17%	14
	2023	-	-	2	5	-	3	1	1	-	-	-	-	12	▲	12

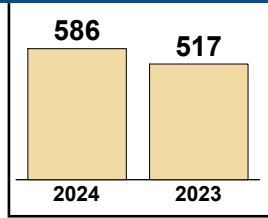
Dashboard

Court: Northumberland Circuit **Circuit/Court ID:** 15 215133
Start/End Date: Jan-23 / Sep-24 **Type of Case:** Dispositions
2023 Average Month: 57 **2024 Average Month:** 65
Jan-Sep 2023: 517 **Jan-Sep 2024 :** 586
Dispositions Trending: ▲ **Overall AVG. Month:** 61

Monthly Dispositions Summary



Jan --- Sep Dispositions



Dispositions by Division

Divisions		Jan	Feb	Mar	Apr	May	Jun	Jul	Aug	Sep	Oct	Nov	Dec	Thru Sep	% Change	Total
Total	2024	57	46	68	106	67	90	47	52	53	-	-	-	586	13%	586
	2023	68	58	71	43	60	51	60	57	49	73	60	36	517	▲	686
Civil	2024	7	7	11	13	12	17	9	7	8	-	-	-	91	8%	91
	2023	6	10	6	15	10	7	3	14	13	13	10	1	84	▲	108
Criminal	2024	23	9	12	32	15	14	15	9	31	-	-	-	160	-2%	160
	2023	22	26	16	7	24	18	17	22	12	29	16	18	164	▼	227
Concealed Handgun Permits	2024	23	27	36	18	33	19	20	32	12	-	-	-	220	-5%	220
	2023	38	21	44	17	21	22	32	19	18	26	28	14	232	▼	300
Miscellaneous/ Other	2024	3	3	9	43	7	40	3	4	2	-	-	-	114	208%	114
	2023	2	1	5	4	5	4	8	2	6	5	5	3	37	▲	50
Others	2024	1	-	-	-	-	-	-	-	-	-	-	-	1	1	1
	2023	-	-	-	-	-	-	-	-	-	-	-	1	0	↔	1

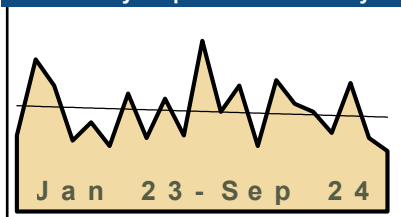
Dispositions by Case Category

Case Categories		Jan	Feb	Mar	Apr	May	Jun	Jul	Aug	Sep	Oct	Nov	Dec	Thru Sep	% Change	Total
Administrative Law	2024	-	-	-	-	-	1	-	-	-	-	-	-	1	1	1
	2023	-	-	-	-	-	-	-	-	-	1	-	-	0	↔	1
Capital Murder	2024	-	-	-	-	-	-	-	-	-	-	-	-	0	0	0
	2023	-	-	-	-	-	-	-	-	-	1	-	-	0	↔	1
Contested Divorce	2024	-	2	1	-	2	-	-	-	1	-	-	-	6	-14%	6
	2023	1	1	-	-	2	-	1	-	2	2	-	-	7	▼	9
Domestic and Family - Level 1	2024	-	-	-	-	-	-	-	1	-	-	-	-	1	-94%	1
	2023	2	-	1	-	4	1	1	1	6	2	-	-	16	▼	18
Domestic and Family - Level 2	2024	-	-	-	-	-	-	-	-	-	-	-	-	0	-100%	0
	2023	-	-	-	1	-	-	-	-	-	-	-	-	1	▼	1
Felonies and Related Matters	2024	23	7	10	29	11	12	13	7	23	-	-	-	135	24%	135
	2023	16	21	13	2	19	15	10	7	6	25	13	17	109	▲	164
General Civil	2024	-	-	-	17	-	16	-	-	-	-	-	-	33	33	33
	2023	-	-	-	-	-	-	-	-	-	-	-	-	0	↔	0
General Civil - Level 1	2024	-	-	-	2	-	-	-	-	-	-	-	-	2	2	2
	2023	-	-	-	-	-	-	-	-	-	-	2	-	0	↔	2
General Civil - Level 2	2024	1	2	3	5	2	-	5	2	2	-	-	-	22	83%	22
	2023	-	2	2	4	2	1	-	1	-	2	-	1	12	▲	15
General Civil - Level 3	2024	4	-	2	4	2	8	1	1	5	-	-	-	27	17%	27
	2023	1	6	2	3	3	3	-	5	-	3	4	-	23	▲	30
Miscellaneous Civil	2024	25	30	49	42	39	47	22	35	14	-	-	-	303	11%	303
	2023	40	22	49	21	25	27	40	25	24	31	32	16	273	▲	352
Misdemeanor	2024	-	1	-	1	3	2	2	2	6	-	-	-	17	-58%	17
	2023	5	4	1	3	3	2	6	12	4	3	1	1	40	▼	45
Other	2024	2	1	-	1	3	1	-	1	-	-	-	-	9	800%	9
	2023	-	-	-	1	-	-	-	-	-	-	3	-	1	▲	4
Other Criminally Related Matters	2024	-	1	2	2	2	-	-	-	2	-	-	-	9	-44%	9
	2023	1	1	2	2	2	1	1	3	3	-	2	-	16	▼	18
Probates/Wills & Trusts - Level 1	2024	-	-	1	-	-	-	-	-	-	-	-	-	1	1	1
	2023	-	-	-	-	-	-	-	-	-	-	-	-	0	↔	0
Probates/Wills & Trusts - Level 2	2024	1	1	-	2	-	1	-	-	-	-	-	-	5	400%	5
	2023	-	-	-	1	-	-	-	-	-	-	-	-	1	▲	1
Uncontested Divorce	2024	1	1	-	1	3	2	4	3	-	-	-	-	15	-17%	15
	2023	2	1	1	5	-	1	1	3	4	3	3	1	18	▼	25

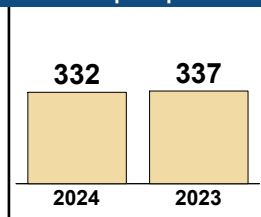
Dashboard

Court: Richmond County Circuit **Circuit/Court ID:** 15 215159
Start/End Date: Jan-23 / Sep-24 **Type of Case:** Dispositions
2023 Average Month: 39 **2024 Average Month:** 37
Jan-Sep 2023: 337 **Jan-Sep 2024 :** 332
Dispositions Trending: ⇔ **Overall AVG. Month:** 38

Monthly Dispositions Summary



Jan --- Sep Dispositions



Dispositions by Division

Divisions		Jan	Feb	Mar	Apr	May	Jun	Jul	Aug	Sep	Oct	Nov	Dec	Thru Sep	% Change	Total
Total	2024	48	25	50	41	38	30	49	28	23	-	-	-	332	-1%	332
	2023	29	58	48	27	34	25	45	28	43	29	65	38	337	▼	469
Civil	2024	1	2	2	4	-	5	13	4	1	-	-	-	32	-6%	32
	2023	2	4	4	5	2	2	10	3	2	3	4	9	34	▼	50
Criminal	2024	33	1	20	16	11	13	16	9	12	-	-	-	131	1%	131
	2023	10	17	22	3	14	7	16	14	27	6	43	20	130	▲	199
Concealed Handgun Permits	2024	10	18	25	18	26	10	15	10	5	-	-	-	137	-6%	137
	2023	16	32	19	16	16	13	13	8	13	12	7	8	146	▼	173
Miscellaneous/ Other	2024	4	4	3	3	1	2	5	5	5	-	-	-	32	19%	32
	2023	1	5	3	3	2	3	6	3	1	8	11	1	27	▲	47

Dispositions by Case Category

Case Categories		Jan	Feb	Mar	Apr	May	Jun	Jul	Aug	Sep	Oct	Nov	Dec	Thru Sep	% Change	Total
Administrative Law	2024	-	-	-	-	-	-	-	-	-	-	-	1	0	0	0
	2023	-	-	-	-	-	-	-	-	-	-	-	-	0	↔	1
Contested Divorce	2024	-	2	-	1	-	1	3	-	-	-	-	-	7	250%	7
	2023	-	-	1	-	-	-	-	1	-	-	-	1	2	▲	3
Domestic and Family - Level 1	2024	-	-	-	-	-	-	2	-	1	-	-	-	3	0%	3
	2023	-	2	-	-	-	-	-	1	-	1	1	1	3	↔	6
Domestic and Family - Level 2	2024	1	-	-	-	-	-	-	1	-	-	-	-	2	2	2
	2023	-	-	-	-	-	-	-	-	-	-	-	-	0	↔	0
Felonies and Related Matters	2024	26	1	14	10	10	10	8	8	3	-	-	-	90	14%	90
	2023	4	12	16	2	9	3	8	10	15	2	33	12	79	▲	126
General Civil - Level 1	2024	-	-	-	-	-	-	-	-	-	-	-	-	0	-100%	0
	2023	-	-	-	-	-	-	1	-	-	-	-	-	1	▼	1
General Civil - Level 2	2024	-	-	1	-	-	1	3	3	-	-	-	-	8	33%	8
	2023	-	-	1	-	-	1	3	-	1	2	-	1	6	▲	9
General Civil - Level 3	2024	-	-	-	1	-	1	3	-	-	-	-	-	5	25%	5
	2023	-	1	-	-	1	-	1	1	-	-	-	-	4	▲	4
Miscellaneous Civil	2024	12	22	28	21	27	12	20	15	10	-	-	-	167	1%	167
	2023	17	35	22	18	18	15	16	11	14	18	13	9	166	▲	206
Misdemeanor	2024	7	-	4	6	-	3	7	1	8	-	-	-	36	-10%	36
	2023	5	3	4	-	5	3	6	2	12	1	7	6	40	▼	54
Other	2024	2	-	-	-	-	-	-	-	-	-	-	-	2	-71%	2
	2023	-	2	-	2	-	1	2	-	-	1	5	1	7	▼	14
Other Criminally Related Matters	2024	-	-	2	-	1	-	1	-	1	-	-	-	5	-58%	5
	2023	2	2	2	1	-	1	2	2	-	3	3	2	12	▼	20
Probates/Wills & Trusts - Level 1	2024	-	-	-	-	-	-	-	-	-	-	-	-	0	0	0
	2023	-	-	-	-	-	-	-	-	-	-	-	1	0	↔	1
Probates/Wills & Trusts - Level 2	2024	-	-	-	-	-	-	-	-	-	-	-	-	0	-100%	0
	2023	-	1	-	-	-	-	-	-	-	-	-	1	1	▼	2
Uncontested Divorce	2024	-	-	1	2	-	2	2	-	-	-	-	-	7	-56%	7
	2023	1	-	2	4	1	1	6	-	1	1	1	4	16	▼	22

CPSS-CCMS-10.11 CASELOAD STATISTICS OF THE CIRCUIT COURTS

Spotsylvania

January 2023 -- September 2024 Dispositions

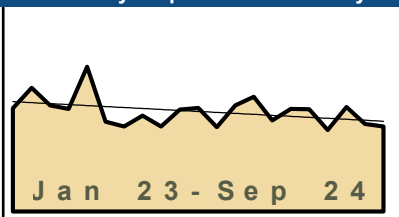
Alexandria and Fairfax Circuit are not Included in State Totals

Dashboard

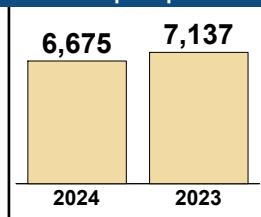
Court: Spotsylvania Circuit
Start/End Date: Jan-23 / Sep-24
2023 Average Month: 779
Jan-Sep 2023: 7,137
Dispositions Trending: ▼

Circuit/Court ID: 15 215177
Type of Case: Dispositions
2024 Average Month: 742
Jan-Sep 2024 : 6,675
Overall AVG. Month: 763

Monthly Dispositions Summary



Jan --- Sep Dispositions



Dispositions by Division

Divisions		Jan	Feb	Mar	Apr	May	Jun	Jul	Aug	Sep	Oct	Nov	Dec	Thru Sep	% Change	Total
Total	2024	810	874	694	783	780	622	797	668	647	-	-	-	6,675	-6%	6,675
	2023	788	943	809	783	1,104	684	647	731	648	777	789	642	7,137	▼	9,345
Civil	2024	80	92	51	80	68	80	78	71	51	-	-	-	651	-27%	651
	2023	101	74	60	81	232	114	79	73	73	69	96	79	887	▼	1,131
Criminal	2024	276	354	327	337	338	272	361	286	237	-	-	-	2,788	13%	2,788
	2023	216	232	288	290	356	274	221	333	268	306	302	323	2,478	▲	3,409
Concealed Handgun Permits	2024	326	320	225	244	250	180	259	220	251	-	-	-	2,275	-15%	2,275
	2023	348	532	324	315	329	199	254	193	190	297	294	155	2,684	▼	3,430
Miscellaneous/ Other	2024	127	107	90	122	124	90	97	91	107	-	-	-	955	-12%	955
	2023	123	105	135	97	186	97	93	132	117	104	97	85	1,085	▼	1,371
Others	2024	1	1	1	-	-	-	2	-	1	-	-	-	6	100%	6
	2023	-	-	2	-	1	-	-	-	-	1	-	-	3	▲	4

Dispositions by Case Category

Case Categories		Jan	Feb	Mar	Apr	May	Jun	Jul	Aug	Sep	Oct	Nov	Dec	Thru Sep	% Change	Total
Administrative Law	2024	2	3	-	-	-	1	1	-	-	-	-	-	7	-13%	7
	2023	1	-	-	-	3	1	1	1	1	-	-	-	8	▼	8
Capital Murder	2024	-	-	-	-	1	1	-	-	-	-	-	-	2	2	2
	2023	-	-	-	-	-	-	-	-	-	-	1	-	0	↔	1
Contested Divorce	2024	11	9	7	10	6	6	6	7	7	-	-	-	69	-39%	69
	2023	8	10	7	6	35	19	13	12	3	6	8	7	113	▼	134
Domestic and Family - Level 1	2024	9	23	11	9	3	7	11	11	10	-	-	-	94	-56%	94
	2023	33	2	18	46	13	41	16	19	27	13	29	35	215	▼	292
Domestic and Family - Level 2	2024	6	5	3	4	8	6	4	6	7	-	-	-	49	14%	49
	2023	13	1	4	1	8	7	2	5	2	2	1	8	43	▲	54
Felonies and Related Matters	2024	202	261	208	221	228	192	236	195	171	-	-	-	1,914	11%	1,914
	2023	156	163	195	217	237	180	167	243	172	202	220	212	1,730	▲	2,364
General Civil - Level 1	2024	-	1	-	-	2	-	3	-	-	-	-	-	6	20%	6
	2023	-	2	-	-	1	-	2	-	-	-	1	-	5	▲	6
General Civil - Level 2	2024	16	18	9	27	26	13	22	13	10	-	-	-	154	-9%	154
	2023	12	17	12	10	61	16	14	10	18	17	19	8	170	▼	214
General Civil - Level 3	2024	11	7	4	8	3	8	5	7	6	-	-	-	59	-23%	59
	2023	7	13	6	5	26	4	9	3	4	14	10	6	77	▼	107
Miscellaneous Civil	2024	386	384	283	317	324	233	318	287	317	-	-	-	2,849	-12%	2,849
	2023	405	580	391	369	426	250	307	253	256	347	340	203	3,237	▼	4,127
Misdemeanor	2024	67	76	99	101	99	71	112	72	50	-	-	-	747	23%	747
	2023	47	60	69	61	93	77	42	80	76	85	72	102	605	▲	864
Other	2024	65	43	31	49	45	33	37	23	40	-	-	-	366	-29%	366
	2023	65	57	68	40	80	46	37	70	49	55	49	38	512	▼	654
Other Criminally Related Matters	2024	7	17	20	15	11	8	13	20	16	-	-	-	127	-13%	127
	2023	13	10	24	12	27	17	12	11	20	19	9	9	146	▼	183
Probates/Wills & Trusts - Level 1	2024	-	-	-	-	-	-	-	-	-	-	-	-	0	-100%	0
	2023	-	1	-	-	1	-	1	-	-	-	-	-	3	▼	3
Probates/Wills & Trusts - Level 2	2024	4	4	3	1	1	1	1	7	3	-	-	-	25	-32%	25
	2023	2	1	4	3	12	6	3	2	4	6	4	2	37	▼	49
Uncontested Divorce	2024	24	23	16	21	23	42	28	20	10	-	-	-	207	-12%	207
	2023	26	26	11	13	81	20	23	20	16	11	26	12	236	▼	285

This report reflects data in the case management system. Numbers will update accordingly as reports are refreshed and posted.

Dashboard		Monthly Dispositions Summary		Jan --- Sep Dispositions					
<p>Court: Stafford Circuit Start/End Date: Jan-23 / Sep-24 2023 Average Month: 613 Jan-Sep 2023: 5,671 Dispositions Trending: ▲</p>	<p>Circuit/Court ID: 15 215179 Type of Case: Dispositions 2024 Average Month: 672 Jan-Sep 2024 : 6,049 Overall AVG. Month: 638</p>			<table border="1" style="margin: auto;"> <tr> <td style="text-align: center; width: 50px;">6,049</td> <td style="text-align: center; width: 50px;">5,671</td> </tr> <tr> <td style="text-align: center;">2024</td> <td style="text-align: center;">2023</td> </tr> </table>		6,049	5,671	2024	2023
6,049	5,671								
2024	2023								

Dispositions by Division																
Divisions		Jan	Feb	Mar	Apr	May	Jun	Jul	Aug	Sep	Oct	Nov	Dec	Thru Sep	% Change	Total
Total	2024	666	747	758	709	619	682	556	576	736	-	-	-	6,049	7%	6,049
	2023	775	574	749	677	506	530	495	783	582	640	526	520	5,671	▲	7,357
Civil	2024	45	30	58	45	61	31	50	44	49	-	-	-	413	0%	413
	2023	48	38	38	78	42	38	33	53	43	50	36	47	411	▲	544
Criminal	2024	300	312	401	325	281	388	238	350	295	-	-	-	2,890	16%	2,890
	2023	318	245	291	286	182	281	267	314	311	270	220	227	2,495	▲	3,212
Concealed Handgun Permits	2024	238	348	254	287	195	213	216	140	340	-	-	-	2,231	-2%	2,231
	2023	351	252	366	248	236	153	136	356	169	277	220	197	2,267	▼	2,961
Miscellaneous/ Other	2024	83	57	45	52	82	50	52	42	52	-	-	-	515	3%	515
	2023	58	39	54	65	46	58	59	60	59	43	50	49	498	▲	640

Dispositions by Case Category																
Case Categories		Jan	Feb	Mar	Apr	May	Jun	Jul	Aug	Sep	Oct	Nov	Dec	Thru Sep	% Change	Total
Administrative Law	2024	2	-	1	-	-	-	-	-	-	-	-	-	3	-25%	3
	2023	2	-	-	1	-	-	-	-	-	1	1	-	4	▼	5
Capital Murder	2024	1	1	-	-	-	-	-	-	-	-	-	-	2	100%	2
	2023	-	1	-	-	-	-	-	-	-	-	-	-	1	▲	1
Contested Divorce	2024	4	3	8	8	8	4	5	6	9	-	-	-	55	-21%	55
	2023	7	5	4	15	8	5	8	11	7	9	7	9	70	▼	95
Domestic and Family - Level 1	2024	2	4	5	2	2	1	7	-	4	-	-	-	27	-46%	27
	2023	6	4	3	3	9	2	8	7	8	5	4	2	50	▼	61
Domestic and Family - Level 2	2024	12	3	6	4	4	5	5	6	5	-	-	-	50	14%	50
	2023	6	8	2	7	5	2	7	2	5	2	2	7	44	▲	55
Felonies and Related Matters	2024	196	205	256	225	199	257	169	232	196	-	-	-	1,935	16%	1,935
	2023	203	170	193	210	122	179	183	207	196	193	154	143	1,663	▲	2,153
General Civil - Level 1	2024	1	-	1	-	-	2	1	-	-	-	-	-	5	25%	5
	2023	-	-	-	1	1	-	-	2	-	-	2	-	4	▲	6
General Civil - Level 2	2024	13	13	9	9	22	7	14	12	9	-	-	-	108	42%	108
	2023	7	10	13	12	10	4	2	12	6	5	11	10	76	▲	102
General Civil - Level 3	2024	2	-	5	11	8	6	5	5	4	-	-	-	46	35%	46
	2023	3	1	2	7	3	8	1	8	1	7	2	5	34	▲	48
Miscellaneous Civil	2024	318	404	294	335	272	261	265	181	391	-	-	-	2,721	-1%	2,721
	2023	408	289	418	309	277	208	191	413	226	319	268	243	2,739	▼	3,569
Misdemeanor	2024	83	75	120	85	60	97	58	87	66	-	-	-	731	9%	731
	2023	99	57	76	55	44	79	67	88	104	60	46	77	669	▲	852
Other	2024	1	-	1	-	-	-	1	1	1	-	-	-	5	-17%	5
	2023	-	1	1	1	-	2	-	-	1	-	-	-	6	▼	6
Other Criminally Related Matters	2024	21	31	27	15	22	34	13	33	33	-	-	-	229	36%	229
	2023	16	17	24	22	17	24	18	19	12	22	20	8	169	▲	219
Probates/Wills & Trusts - Level 2	2024	-	-	-	1	-	-	1	-	-	-	-	-	2	-88%	2
	2023	3	-	-	1	-	5	1	2	4	-	-	1	16	▼	17
Uncontested Divorce	2024	10	8	25	14	22	8	12	13	18	-	-	-	130	3%	130
	2023	15	11	13	33	10	12	9	12	11	17	10	15	126	▲	168

This report reflects data in the case management system. Numbers will update accordingly as reports are refreshed and posted.

Dashboard		Monthly Dispositions Summary		Jan --- Sep Dispositions	
<p>Court: Westmoreland Circuit Start/End Date: Jan-23 / Sep-24 2023 Average Month: 100 Jan-Sep 2023: 987 Dispositions Trending: ▼</p>	<p>Circuit/Court ID: 15 215193 Type of Case: Dispositions 2024 Average Month: 73 Jan-Sep 2024 : 661 Overall AVG. Month: 88</p>				

Dispositions by Division																
Divisions		Jan	Feb	Mar	Apr	May	Jun	Jul	Aug	Sep	Oct	Nov	Dec	Thru Sep	% Change	Total
Total	2024	102	80	90	71	76	48	55	83	56	-	-	-	661	-33%	661
	2023	142	94	141	69	117	102	124	87	111	53	86	70	987	▼	1,196
Civil	2024	7	4	4	7	7	4	1	4	2	-	-	-	40	-61%	40
	2023	7	14	12	7	16	13	18	8	7	7	11	2	102	▼	122
Criminal	2024	33	26	28	32	38	23	28	27	17	-	-	-	252	-47%	252
	2023	75	43	64	37	39	52	69	55	45	20	40	38	479	▼	577
Concealed Handgun Permits	2024	58	45	50	30	27	20	25	45	36	-	-	-	336	2%	336
	2023	50	36	58	21	36	30	31	18	48	24	29	25	328	▲	406
Miscellaneous/ Other	2024	4	5	7	2	4	1	1	7	1	-	-	-	32	-59%	32
	2023	10	1	7	4	26	7	6	6	11	2	6	5	78	▼	91
Others	2024	-	-	1	-	-	-	-	-	-	-	-	-	1	1	1
	2023	-	-	-	-	-	-	-	-	-	-	-	-	0	↔	0

Dispositions by Case Category																
Case Categories		Jan	Feb	Mar	Apr	May	Jun	Jul	Aug	Sep	Oct	Nov	Dec	Thru Sep	% Change	Total
Administrative Law	2024	-	-	-	-	-	-	-	-	-	-	-	-	0	-100%	0
	2023	-	1	-	-	-	-	-	-	-	-	-	-	1	▼	1
Contested Divorce	2024	1	1	1	-	2	1	-	1	1	-	-	-	8	-27%	8
	2023	2	1	2	-	1	3	1	-	1	-	3	-	11	▼	14
Domestic and Family - Level 1	2024	3	-	-	7	2	2	-	-	-	-	-	-	14	-42%	14
	2023	4	4	1	2	1	2	4	4	2	1	3	-	24	▼	28
Domestic and Family - Level 2	2024	-	-	-	-	-	-	-	-	-	-	-	-	0	-100%	0
	2023	-	-	-	-	-	1	-	-	1	-	1	-	2	▼	3
Felonies and Related Matters	2024	30	22	23	15	32	10	20	19	7	-	-	-	178	-47%	178
	2023	39	29	43	22	33	43	59	39	27	7	27	31	334	▼	399
General Civil - Level 1	2024	-	-	-	-	1	-	-	-	-	-	-	-	1	0%	1
	2023	-	-	-	-	1	-	-	-	-	1	1	-	1	↔	3
General Civil - Level 2	2024	-	-	1	-	-	-	-	2	2	-	-	-	5	-74%	5
	2023	1	1	2	2	8	2	2	1	-	3	2	1	19	▼	25
General Civil - Level 3	2024	1	2	1	-	-	-	-	-	-	-	-	-	4	-82%	4
	2023	1	2	4	1	4	4	4	2	-	-	2	-	22	▼	24
Miscellaneous Civil	2024	61	50	54	32	30	21	26	51	36	-	-	-	361	-7%	361
	2023	58	37	64	25	53	34	36	23	59	26	33	30	389	▼	478
Misdemeanor	2024	3	3	3	3	4	6	5	7	9	-	-	-	43	-62%	43
	2023	25	10	8	13	5	4	15	16	17	10	9	7	113	▼	139
Other	2024	-	-	3	-	-	-	-	-	-	-	-	-	3	3	3
	2023	-	-	-	-	-	-	-	-	-	1	1	-	0	↔	2
Other Criminally Related Matters	2024	-	1	2	14	2	7	3	1	1	-	-	-	31	-16%	31
	2023	11	4	13	2	1	5	-	-	1	3	4	-	37	▼	44
Probates/Wills & Trusts - Level 2	2024	-	-	-	-	-	-	-	-	-	-	-	-	0	-100%	0
	2023	-	1	-	1	2	-	-	-	1	-	-	-	5	▼	5
Uncontested Divorce	2024	3	1	2	-	3	1	1	2	-	-	-	-	13	-55%	13
	2023	1	4	4	1	8	4	3	2	2	1	-	1	29	▼	31

CPSS-CCMS-10.11 CASELOAD STATISTICS OF THE CIRCUIT COURTS

Fredericksburg

January 2023 -- September 2024 Dispositions

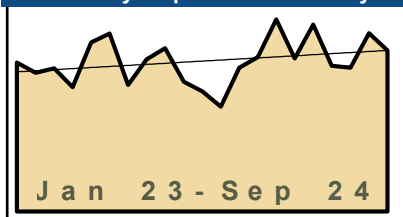
Alexandria and Fairfax Circuit are not Included in State Totals

Dashboard

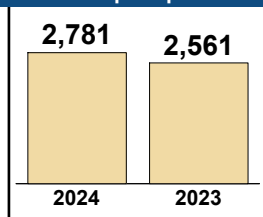
Court: Fredericksburg Circuit
Start/End Date: Jan-23 / Sep-24
2023 Average Month: 270
Jan-Sep 2023: 2,561
Dispositions Trending: ▲

Circuit/Court ID: 15 215630
Type of Case: Dispositions
2024 Average Month: 309
Jan-Sep 2024 : 2,781
Overall AVG. Month: 287

Monthly Dispositions Summary



Jan --- Sep Dispositions



Dispositions by Division

Divisions		Jan	Feb	Mar	Apr	May	Jun	Jul	Aug	Sep	Oct	Nov	Dec	Thru Sep	% Change	Total
Total	2024	274	294	366	292	356	278	274	340	307	-	-	-	2,781	9%	2,781
	2023	284	264	273	237	322	339	241	290	311	247	229	200	2,561	▲	3,237
Civil	2024	43	41	47	58	40	39	54	47	43	-	-	-	412	-12%	412
	2023	46	60	54	47	45	63	54	47	54	36	52	38	470	▼	596
Criminal	2024	158	168	236	161	235	172	156	215	201	-	-	-	1,702	23%	1,702
	2023	145	135	131	138	186	192	116	163	179	148	102	94	1,385	▲	1,729
Concealed Handgun Permits	2024	33	40	25	29	29	24	18	29	21	-	-	-	248	-5%	248
	2023	30	35	29	26	39	22	29	22	29	15	34	22	261	▼	332
Miscellaneous/ Other	2024	40	44	58	44	52	42	45	47	39	-	-	-	411	-7%	411
	2023	61	34	59	26	52	62	42	58	47	48	41	46	441	▼	576
Others	2024	-	1	-	-	-	1	1	2	3	-	-	-	8	100%	8
	2023	2	-	-	-	-	-	-	-	2	-	-	-	4	▲	4

Dispositions by Case Category

Case Categories		Jan	Feb	Mar	Apr	May	Jun	Jul	Aug	Sep	Oct	Nov	Dec	Thru Sep	% Change	Total
Administrative Law	2024	-	-	-	-	-	-	-	1	-	-	-	-	1	-50%	1
	2023	1	-	-	1	-	-	-	-	-	1	1	2	2	▼	6
Capital Murder	2024	-	-	-	-	-	-	-	-	-	-	-	-	0	-100%	0
	2023	-	2	-	-	-	-	-	-	-	-	-	-	2	▼	2
Contested Divorce	2024	5	2	6	5	4	2	4	3	9	-	-	-	40	-26%	40
	2023	7	4	4	6	6	3	11	4	9	4	7	5	54	▼	70
Domestic and Family - Level 1	2024	1	1	-	11	-	1	8	4	1	-	-	-	27	-64%	27
	2023	11	26	15	1	2	5	2	9	3	3	6	3	74	▼	86
Domestic and Family - Level 2	2024	11	6	9	6	11	10	15	8	4	-	-	-	80	-5%	80
	2023	3	7	7	10	13	14	9	11	10	5	12	3	84	▼	104
Felonies and Related Matters	2024	102	97	141	97	138	92	90	105	104	-	-	-	966	5%	966
	2023	104	81	92	95	106	125	74	113	126	101	63	71	916	▲	1,151
General Civil - Level 1	2024	1	-	-	2	2	1	-	-	3	-	-	-	9	-10%	9
	2023	2	1	1	1	-	2	1	-	2	1	2	1	10	▼	14
General Civil - Level 2	2024	13	10	16	14	9	7	9	16	17	-	-	-	111	21%	111
	2023	7	6	15	8	14	11	11	8	12	8	8	10	92	▲	118
General Civil - Level 3	2024	3	1	2	4	4	2	4	4	3	-	-	-	27	-41%	27
	2023	7	8	4	4	5	8	3	6	1	3	2	5	46	▼	56
Miscellaneous Civil	2024	49	52	43	44	42	48	33	42	36	-	-	-	389	-14%	389
	2023	59	55	52	35	57	55	40	42	55	32	49	45	450	▼	576
Misdemeanor	2024	49	64	87	54	87	75	57	102	83	-	-	-	658	62%	658
	2023	34	46	31	40	75	51	40	42	48	35	37	19	407	▲	498
Other	2024	22	34	44	27	39	20	33	34	27	-	-	-	280	20%	280
	2023	27	8	34	15	31	32	30	34	22	30	25	23	233	▲	311
Other Criminally Related Matters	2024	8	7	9	11	10	6	10	8	14	-	-	-	83	36%	83
	2023	7	6	8	3	5	17	2	8	5	12	3	4	61	▲	80
Probates/Wills & Trusts - Level 1	2024	-	-	-	-	-	-	-	-	-	-	-	-	0	-100%	0
	2023	-	-	-	-	-	-	1	1	-	-	-	-	2	▼	2
Probates/Wills & Trusts - Level 2	2024	1	-	1	-	-	-	1	-	-	-	-	-	3	-79%	3
	2023	2	2	1	5	-	1	1	1	1	1	-	-	14	▼	15
Uncontested Divorce	2024	9	20	8	17	10	14	10	13	6	-	-	-	107	-6%	107
	2023	13	12	9	13	8	15	16	11	17	11	14	9	114	▼	148


This report reflects data in the case management system. Numbers will update accordingly as reports are refreshed and posted.

Dashboard

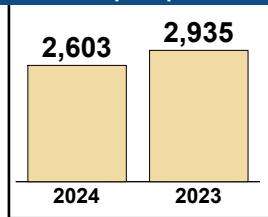
Court: Albemarle Circuit
Start/End Date: Jan-23 / Sep-24
2023 Average Month: 323
Jan-Sep 2023: 2,935
Dispositions Trending: ▼

Circuit/Court ID: 16 216003
Type of Case: Dispositions
2024 Average Month: 289
Jan-Sep 2024 : 2,603
Overall AVG. Month: 309

Monthly Dispositions Summary



Jan --- Sep Dispositions



Dispositions by Division

Divisions		Jan	Feb	Mar	Apr	May	Jun	Jul	Aug	Sep	Oct	Nov	Dec	Thru Sep	% Change	Total
Total	2024	327	315	308	354	307	214	254	295	229	-	-	-	2,603	-11%	2,603
	2023	357	325	425	354	272	343	240	339	280	374	224	346	2,935	▼	3,879
Civil	2024	61	40	60	47	40	57	39	44	39	-	-	-	427	-32%	427
	2023	68	46	145	61	67	58	47	64	72	68	35	60	628	▼	791
Criminal	2024	32	51	30	62	64	20	35	51	49	-	-	-	394	-23%	394
	2023	61	65	37	71	31	84	36	49	75	98	25	29	509	▼	661
Concealed Handgun Permits	2024	90	101	111	114	73	47	85	108	59	-	-	-	788	-9%	788
	2023	109	126	114	132	68	91	67	108	49	116	33	104	864	▼	1,117
Miscellaneous/ Other	2024	143	123	106	129	128	88	94	87	82	-	-	-	980	6%	980
	2023	118	87	129	89	104	107	89	118	84	92	130	153	925	▲	1,300
Others	2024	1	-	1	2	2	2	1	5	-	-	-	-	14	56%	14
	2023	1	1	-	1	2	3	1	-	-	-	1	-	9	▲	10

Dispositions by Case Category

Case Categories		Jan	Feb	Mar	Apr	May	Jun	Jul	Aug	Sep	Oct	Nov	Dec	Thru Sep	% Change	Total
Administrative Law	2024	-	-	1	-	-	-	-	1	-	-	-	-	2	-50%	2
	2023	-	-	1	-	1	-	1	-	1	-	1	-	4	▼	5
Capital Murder	2024	-	-	-	-	-	1	-	-	-	-	-	-	1	-50%	1
	2023	-	-	-	-	1	-	-	1	-	-	-	-	2	▼	2
Contested Divorce	2024	6	3	12	5	3	5	5	7	3	-	-	-	49	-30%	49
	2023	5	4	24	3	9	4	1	4	16	11	4	5	70	▼	90
Domestic and Family - Level 1	2024	7	10	3	8	1	7	2	4	-	-	-	-	42	-56%	42
	2023	16	13	16	11	6	15	5	10	3	4	3	5	95	▼	107
Domestic and Family - Level 2	2024	4	6	4	6	-	5	2	1	6	-	-	-	34	-26%	34
	2023	6	5	10	4	3	7	1	4	6	5	3	6	46	▼	60
Felonies and Related Matters	2024	25	40	23	42	48	14	23	47	44	-	-	-	306	-27%	306
	2023	50	49	33	57	28	69	33	34	66	77	24	26	419	▼	546
General Civil - Level 1	2024	-	-	1	-	4	2	2	-	5	-	-	-	14	8%	14
	2023	1	-	1	2	-	1	1	4	3	-	-	2	13	▲	15
General Civil - Level 2	2024	11	8	3	9	14	19	11	11	9	-	-	-	95	-33%	95
	2023	14	10	39	13	12	9	19	16	10	13	11	20	142	▼	186
General Civil - Level 3	2024	11	10	10	7	3	4	4	5	3	-	-	-	57	12%	57
	2023	7	6	14	11	5	1	2	4	1	9	3	4	51	▲	67
Miscellaneous Civil	2024	118	135	143	154	108	79	118	144	93	-	-	-	1,092	-11%	1,092
	2023	146	140	174	165	107	145	109	153	83	153	73	131	1,222	▼	1,579
Misdemeanor	2024	6	10	5	18	13	5	11	3	4	-	-	-	75	-3%	75
	2023	11	13	4	10	2	15	3	11	8	15	1	1	77	▼	94
Other	2024	116	80	67	86	92	61	61	55	46	-	-	-	664	19%	664
	2023	81	70	65	55	67	56	45	72	47	50	84	116	558	▲	808
Other Criminally Related Matters	2024	1	1	2	2	3	-	1	1	1	-	-	-	12	-14%	12
	2023	-	3	1	4	-	2	-	3	1	6	-	2	14	▼	22
Probates/Wills & Trusts - Level 1	2024	-	-	1	-	-	-	-	-	-	-	-	-	1	-83%	1
	2023	-	-	-	-	-	2	1	1	-	-	1	1	6	▼	8
Probates/Wills & Trusts - Level 2	2024	7	1	2	4	3	3	2	5	2	-	-	-	29	-28%	29
	2023	6	5	6	3	2	4	2	9	3	7	1	2	40	▼	50
Protective Orders	2024	1	-	-	-	1	-	-	-	-	-	-	-	2	0%	2
	2023	-	-	-	-	-	2	-	-	-	-	-	-	2	↔	2
Uncontested Divorce	2024	14	11	31	13	14	9	12	11	13	-	-	-	128	-26%	128
	2023	14	7	37	16	27	12	17	14	30	24	15	25	174	▼	238

This report reflects data in the case management system. Numbers will update accordingly as reports are refreshed and posted.

CPSS-CCMS-10.11 CASELOAD STATISTICS OF THE CIRCUIT COURTS

January 2023 -- September 2024 Dispositions

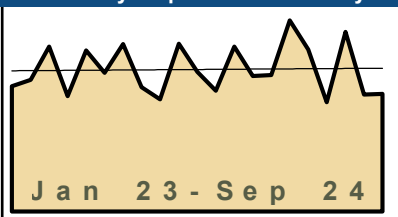
Alexandria and Fairfax Circuit are not Included in State Totals

Dashboard

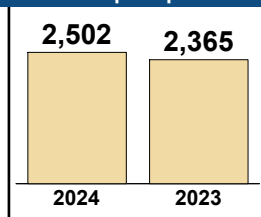
Court: Culpeper Circuit
Start/End Date: Jan-23 / Sep-24
2023 Average Month: 265
Jan-Sep 2023: 2,365
Dispositions Trending: ▲

Circuit/Court ID: 16 216047
Type of Case: Dispositions
2024 Average Month: 278
Jan-Sep 2024 : 2,502
Overall AVG. Month: 271

Monthly Dispositions Summary



Jan --- Sep Dispositions



Dispositions by Division

Divisions		Jan	Feb	Mar	Apr	May	Jun	Jul	Aug	Sep	Oct	Nov	Dec	Thru Sep	% Change	Total
Total	2024	314	258	260	364	309	208	342	223	224	-	-	-	2,502	6%	2,502
	2023	239	251	314	220	307	264	319	237	214	320	266	230	2,365	▲	3,181
Civil	2024	26	38	33	54	73	33	50	30	21	44	57	33	358	0%	358
	2023	44	32	42	55	48	27	42	34	35	44	57	33	359	▼	493
Criminal	2024	132	150	103	147	125	100	140	88	105	-	-	-	1,090	5%	1,090
	2023	87	111	110	82	143	123	165	110	104	155	121	98	1,035	▲	1,409
Concealed Handgun Permits	2024	126	46	101	133	74	56	111	88	66	-	-	-	801	5%	801
	2023	89	89	138	68	82	80	95	67	55	92	64	87	763	▲	1,006
Miscellaneous/ Other	2024	30	24	23	30	37	18	41	17	29	-	-	-	249	20%	249
	2023	19	19	24	15	34	34	17	26	20	29	24	12	208	▲	273
Others	2024	-	-	-	-	-	1	-	-	3	-	-	-	4	4	4
	2023	-	-	-	-	-	-	-	-	-	-	-	-	0	↔	0

Dispositions by Case Category

Case Categories		Jan	Feb	Mar	Apr	May	Jun	Jul	Aug	Sep	Oct	Nov	Dec	Thru Sep	% Change	Total
Administrative Law	2024	-	-	-	-	-	1	-	-	-	-	-	-	1	1	1
	2023	-	-	-	-	-	-	-	-	-	-	-	-	0	↔	0
Contested Divorce	2024	2	6	8	13	12	5	8	3	5	-	-	-	62	-14%	62
	2023	8	5	10	15	9	3	7	6	9	2	4	8	72	▼	86
Domestic and Family - Level 1	2024	2	7	11	3	7	2	7	2	3	-	-	-	44	13%	44
	2023	11	2	-	2	4	1	11	4	4	7	26	11	39	▲	83
Domestic and Family - Level 2	2024	4	2	-	3	4	2	2	1	1	-	-	-	19	-21%	19
	2023	2	1	4	3	4	2	1	1	6	3	4	1	24	▼	32
Felonies and Related Matters	2024	95	97	67	98	95	70	103	64	78	-	-	-	767	4%	767
	2023	67	74	82	62	115	84	100	76	77	112	90	80	737	▲	1,019
General Civil - Level 1	2024	-	-	-	1	2	-	-	-	1	-	-	-	4	0%	4
	2023	-	-	2	1	-	-	-	1	-	-	-	-	4	↔	4
General Civil - Level 2	2024	7	7	2	4	22	4	10	9	2	-	-	-	67	60%	67
	2023	1	4	8	8	7	4	4	4	2	12	6	3	42	▲	63
General Civil - Level 3	2024	-	2	1	1	6	2	2	1	2	-	-	-	17	0%	17
	2023	5	1	-	2	2	-	2	2	3	3	3	1	17	↔	24
Miscellaneous Civil	2024	155	70	122	157	103	70	148	103	92	-	-	-	1,020	6%	1,020
	2023	110	107	162	82	113	113	111	92	74	120	83	99	964	▲	1,266
Misdemeanor	2024	34	50	34	44	29	28	35	21	26	-	-	-	301	8%	301
	2023	18	34	28	18	27	37	59	32	25	42	31	18	278	▲	369
Other	2024	-	1	3	1	6	6	4	-	6	-	-	-	27	575%	27
	2023	-	-	-	1	2	-	1	-	-	1	1	-	4	▲	6
Other Criminally Related Matters	2024	3	3	2	5	1	2	2	3	1	-	-	-	22	10%	22
	2023	2	3	-	2	1	2	6	2	2	1	-	-	20	▲	21
Probates/Wills & Trusts - Level 1	2024	1	-	-	-	-	-	2	1	-	-	-	-	4	4	4
	2023	-	-	-	-	-	-	-	-	-	-	-	-	0	↔	0
Probates/Wills & Trusts - Level 2	2024	-	-	-	1	2	1	3	2	-	-	-	-	9	-18%	9
	2023	1	2	-	3	3	-	1	-	1	-	2	-	11	▼	13
Uncontested Divorce	2024	11	13	10	33	20	15	16	13	7	-	-	-	138	-10%	138
	2023	14	18	18	21	20	18	16	17	11	17	16	9	153	▼	195

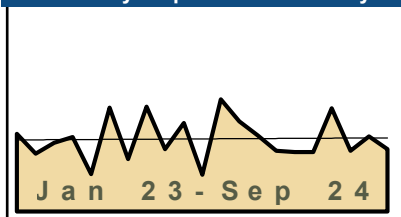
This report reflects data in the case management system. Numbers will update accordingly as reports are refreshed and posted.

Dashboard

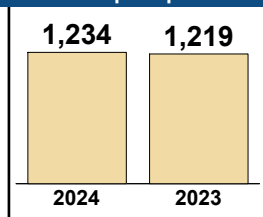
Court: Fluvanna Circuit
Start/End Date: Jan-23 / Sep-24
2023 Average Month: 139
Jan-Sep 2023: 1,219
Dispositions Trending: ⇄

Circuit/Court ID: 16 216065
Type of Case: Dispositions
2024 Average Month: 137
Jan-Sep 2024 : 1,234
Overall AVG. Month: 138

Monthly Dispositions Summary



Jan --- Sep Dispositions



Dispositions by Division

Divisions		Jan	Feb	Mar	Apr	May	Jun	Jul	Aug	Sep	Oct	Nov	Dec	Thru Sep	% Change	Total
Total	2024	172	145	116	113	113	197	116	143	119	-	-	-	1,234	1%	1,234
	2023	148	110	131	142	71	198	100	200	119	169	70	214	1,219	▲	1,672
Civil	2024	10	14	19	14	21	8	25	28	17	-	-	-	156	32%	156
	2023	8	16	10	10	15	25	15	10	9	6	14	11	118	▲	149
Criminal	2024	58	23	28	22	18	78	24	22	29	-	-	-	302	-22%	302
	2023	32	31	37	28	23	46	26	113	51	70	15	33	387	▼	505
Concealed Handgun Permits	2024	77	79	47	52	43	77	40	67	48	-	-	-	530	11%	530
	2023	83	35	66	72	13	98	37	46	27	54	20	53	477	▲	604
Miscellaneous/ Other	2024	27	29	21	25	31	34	27	26	25	-	-	-	245	5%	245
	2023	25	28	18	30	20	28	22	31	32	39	20	117	234	▲	410
Others	2024	-	-	1	-	-	-	-	-	-	-	-	-	1	-67%	1
	2023	-	-	-	2	-	1	-	-	-	-	1	-	3	▼	4

Dispositions by Case Category

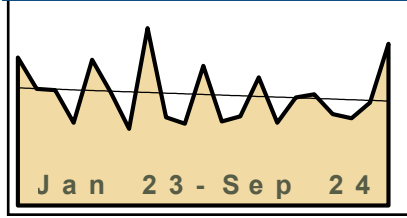
Case Categories		Jan	Feb	Mar	Apr	May	Jun	Jul	Aug	Sep	Oct	Nov	Dec	Thru Sep	% Change	Total
Administrative Law	2024	-	-	-	-	-	-	-	-	1	-	-	-	1	1	1
	2023	-	-	-	-	-	-	-	-	-	-	-	-	0	↔	0
Contested Divorce	2024	3	2	2	2	-	2	2	3	3	-	-	-	19	-14%	19
	2023	2	5	2	1	5	1	4	1	1	1	1	2	22	▼	26
Domestic and Family - Level 1	2024	-	3	4	-	1	-	8	14	1	-	-	-	31	63%	31
	2023	-	-	1	-	3	7	4	4	-	-	4	-	19	▲	23
Domestic and Family - Level 2	2024	1	2	2	4	3	-	2	-	1	-	-	-	15	36%	15
	2023	1	3	-	1	3	2	-	-	1	1	1	3	11	▲	16
Felonies and Related Matters	2024	53	14	18	12	13	61	17	13	19	-	-	-	220	-16%	220
	2023	22	15	23	21	14	29	22	77	39	40	9	29	262	▼	340
General Civil - Level 1	2024	-	-	-	-	-	-	-	-	1	-	-	-	1	0%	1
	2023	-	-	-	1	-	-	-	-	-	1	-	-	1	↔	2
General Civil - Level 2	2024	2	2	4	1	2	-	2	4	1	-	-	-	18	13%	18
	2023	1	1	4	1	3	2	-	2	2	3	2	4	16	▲	25
General Civil - Level 3	2024	2	2	2	3	4	4	9	3	1	-	-	-	30	76%	30
	2023	2	1	2	-	-	3	5	2	2	-	-	2	17	▲	19
Miscellaneous Civil	2024	91	90	58	65	59	94	53	82	63	-	-	-	655	16%	655
	2023	90	43	72	85	26	109	47	55	38	80	29	122	565	▲	796
Misdemeanor	2024	2	8	4	6	4	17	7	8	8	-	-	-	64	-44%	64
	2023	10	12	14	7	9	12	4	35	12	13	6	4	115	▼	138
Other	2024	13	17	12	12	15	15	12	12	9	-	-	-	117	-19%	117
	2023	18	20	11	18	6	19	10	21	21	11	11	46	144	▼	212
Other Criminally Related Matters	2024	3	2	6	4	1	-	-	1	2	-	-	-	19	90%	19
	2023	-	4	-	-	-	5	-	1	-	17	-	-	10	▲	27
Probates/Wills & Trusts - Level 1	2024	-	-	-	-	2	-	-	-	-	-	-	-	2	100%	2
	2023	-	-	-	-	-	-	1	-	-	-	-	-	1	▲	1
Probates/Wills & Trusts - Level 2	2024	-	1	1	1	1	-	-	-	1	-	-	-	5	67%	5
	2023	-	2	-	-	-	-	-	-	1	-	-	-	3	▲	3
Uncontested Divorce	2024	2	2	3	3	8	4	4	3	8	-	-	-	37	12%	37
	2023	2	4	2	7	2	9	3	2	2	2	7	2	33	▲	44

Dashboard

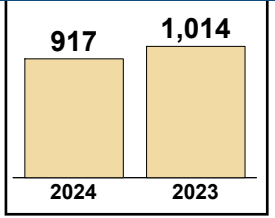
Court: Goochland Circuit
Start/End Date: Jan-23 / Sep-24
2023 Average Month: 109
Jan-Sep 2023: 1,014
Dispositions Trending: ▼

Circuit/Court ID: 16 216075
Type of Case: Dispositions
2024 Average Month: 102
Jan-Sep 2024 : 917
Overall AVG. Month: 106

Monthly Dispositions Summary



Jan --- Sep Dispositions



Dispositions by Division

Divisions		Jan	Feb	Mar	Apr	May	Jun	Jul	Aug	Sep	Oct	Nov	Dec	Thru Sep	% Change	Total
Total	2024	85	122	79	103	106	87	83	98	154	-	-	-	917	-10%	917
	2023	141	111	110	79	139	108	73	169	84	78	133	80	1,014	▼	1,305
Civil	2024	14	10	11	9	9	18	9	17	16	-	-	-	113	-3%	113
	2023	13	7	21	8	16	12	15	19	6	12	16	8	117	▼	153
Criminal	2024	22	37	25	24	22	24	19	26	30	-	-	-	229	0%	229
	2023	12	13	19	9	41	19	20	77	20	18	30	11	230	▼	289
Concealed Handgun Permits	2024	39	66	35	59	68	35	51	27	100	-	-	-	480	-17%	480
	2023	100	78	57	52	78	73	29	61	51	31	85	52	579	▼	747
Miscellaneous/ Other	2024	10	9	8	11	7	10	4	28	8	-	-	-	95	8%	95
	2023	16	13	13	10	4	4	9	12	7	17	2	9	88	▲	116

Dispositions by Case Category

Case Categories		Jan	Feb	Mar	Apr	May	Jun	Jul	Aug	Sep	Oct	Nov	Dec	Thru Sep	% Change	Total
Administrative Law	2024	-	-	-	-	-	-	-	1	-	-	-	-	1	-50%	1
	2023	-	-	-	-	-	-	-	2	-	-	-	-	2	▼	2
Capital Murder	2024	-	-	-	-	-	-	-	3	-	-	-	-	3	200%	3
	2023	-	-	-	-	-	-	-	1	-	-	-	-	1	▲	1
Contested Divorce	2024	2	-	3	2	2	3	1	-	2	-	-	-	15	-21%	15
	2023	2	2	4	1	2	2	2	1	3	1	3	1	19	▼	24
Domestic and Family - Level 1	2024	1	3	-	-	1	-	-	-	4	-	-	-	9	0%	9
	2023	5	1	2	-	-	-	-	-	1	-	-	-	9	↔	9
Domestic and Family - Level 2	2024	1	-	1	-	-	-	-	2	-	-	-	-	4	0%	4
	2023	1	-	2	-	1	-	-	-	-	-	-	-	4	↔	4
Felonies and Related Matters	2024	11	17	12	4	13	10	13	10	11	-	-	-	101	-31%	101
	2023	9	6	13	2	22	14	11	58	11	9	20	8	146	▼	183
General Civil - Level 1	2024	-	-	1	-	1	-	-	1	1	-	-	-	4	100%	4
	2023	-	-	1	-	-	-	-	-	1	-	-	-	2	▲	2
General Civil - Level 2	2024	2	7	3	4	2	11	7	7	4	-	-	-	47	18%	47
	2023	5	1	5	3	7	6	5	8	-	6	6	4	40	▲	56
General Civil - Level 3	2024	3	-	2	3	2	1	2	4	3	-	-	-	20	25%	20
	2023	-	1	4	1	4	1	5	-	-	-	3	1	16	▲	20
Miscellaneous Civil	2024	49	74	42	68	75	43	54	49	106	-	-	-	560	-15%	560
	2023	114	91	69	62	82	77	38	71	56	47	86	60	660	▼	853
Misdemeanor	2024	6	15	10	18	8	14	6	12	17	-	-	-	106	77%	106
	2023	3	6	5	2	16	2	4	17	5	6	8	3	60	▲	77
Other	2024	-	-	-	-	-	-	-	5	-	-	-	-	5	5	5
	2023	-	-	-	-	-	-	-	-	-	-	-	-	0	↔	0
Other Criminally Related Matters	2024	5	5	3	2	1	1	-	1	2	-	-	-	20	-17%	20
	2023	-	1	1	5	3	3	5	2	4	3	2	-	24	▼	29
Probates/Wills & Trusts - Level 1	2024	-	-	-	-	-	-	-	-	-	-	-	-	0	-100%	0
	2023	-	-	-	-	-	-	-	-	1	-	-	-	1	▼	1
Probates/Wills & Trusts - Level 2	2024	-	1	1	1	-	-	-	2	-	-	-	-	5	150%	5
	2023	-	-	1	-	-	1	-	-	-	-	-	-	2	▲	2
Uncontested Divorce	2024	5	-	1	1	1	4	-	1	4	-	-	-	17	-39%	17
	2023	2	2	3	3	2	2	3	8	3	6	5	3	28	▼	42

CPSS-CCMS-10.11 CASELOAD STATISTICS OF THE CIRCUIT COURTS

Greene

January 2023 -- September 2024 Dispositions

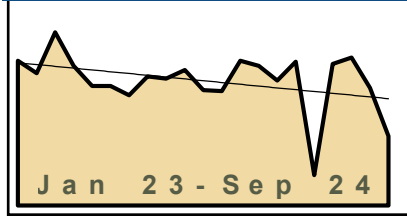
Alexandria and Fairfax Circuit are not Included in State Totals

Dashboard

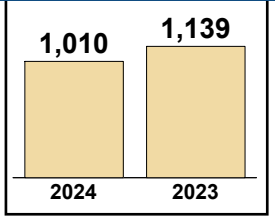
Court: Greene Circuit
Start/End Date: Jan-23 / Sep-24
2023 Average Month: 124
Jan-Sep 2023: 1,139
Dispositions Trending: ▼

Circuit/Court ID: 16 216079
Type of Case: Dispositions
2024 Average Month: 112
Jan-Sep 2024 : 1,010
Overall AVG. Month: 119

Monthly Dispositions Summary



Jan --- Sep Dispositions



Dispositions by Division

Divisions		Jan	Feb	Mar	Apr	May	Jun	Jul	Aug	Sep	Oct	Nov	Dec	Thru Sep	% Change	Total
Total	2024	138	133	119	137	29	135	141	112	66	-	-	-	1,010	-11%	1,010
	2023	138	126	165	133	114	114	105	123	121	129	110	109	1,139	▼	1,487
Civil	2024	15	10	9	9	5	10	17	15	8	-	-	-	98	-42%	98
	2023	10	5	14	56	31	11	10	21	10	21	7	18	168	▼	214
Criminal	2024	44	50	45	50	8	35	40	34	23	-	-	-	329	-2%	329
	2023	50	53	56	19	23	33	19	64	19	48	21	5	336	▼	410
Concealed Handgun Permits	2024	67	58	51	54	-	70	58	43	23	-	-	-	424	-9%	424
	2023	66	57	76	32	40	43	55	19	80	32	68	15	468	▼	583
Miscellaneous/ Other	2024	12	15	14	22	16	20	26	19	12	-	-	-	156	-7%	156
	2023	12	11	19	26	20	27	21	19	12	28	14	71	167	▼	280
Others	2024	-	-	-	2	-	-	-	1	-	-	-	-	3	3	3
	2023	-	-	-	-	-	-	-	-	-	-	-	-	0	↔	0

Dispositions by Case Category

Case Categories		Jan	Feb	Mar	Apr	May	Jun	Jul	Aug	Sep	Oct	Nov	Dec	Thru Sep	% Change	Total
Administrative Law	2024	-	1	-	-	-	-	-	-	-	-	-	-	1	-67%	1
	2023	-	1	-	1	-	1	-	-	-	-	-	1	3	▼	4
Contested Divorce	2024	2	-	1	3	2	3	3	1	-	-	-	-	15	-29%	15
	2023	-	1	2	7	4	1	3	3	-	2	-	-	21	▼	23
Domestic and Family - Level 1	2024	5	1	3	-	-	-	6	2	5	-	-	-	22	-19%	22
	2023	2	-	4	3	5	-	2	11	-	1	1	11	27	▼	40
Domestic and Family - Level 2	2024	1	1	-	1	-	-	1	2	2	-	-	-	8	167%	8
	2023	-	-	-	-	1	1	-	1	-	-	-	-	3	▲	3
Felonies and Related Matters	2024	31	40	25	38	6	24	28	29	15	-	-	-	236	3%	236
	2023	34	31	39	9	14	28	11	47	16	23	17	2	229	▲	271
General Civil - Level 1	2024	-	-	1	-	-	-	-	-	-	-	-	-	1	-67%	1
	2023	-	-	1	1	-	-	-	-	1	1	-	1	3	▼	5
General Civil - Level 2	2024	1	-	2	-	2	2	3	3	1	-	-	-	14	-68%	14
	2023	3	1	3	20	10	1	2	1	3	5	5	3	44	▼	57
General Civil - Level 3	2024	-	2	-	2	-	3	-	3	-	-	-	-	10	-33%	10
	2023	1	-	-	6	4	-	1	1	2	2	-	1	15	▼	18
Miscellaneous Civil	2024	74	61	57	71	8	79	76	53	33	-	-	-	512	-13%	512
	2023	78	65	93	48	53	64	71	25	90	54	80	20	587	▼	741
Misdemeanor	2024	10	10	11	10	2	10	7	5	8	-	-	-	73	-21%	73
	2023	14	17	17	6	9	2	7	17	3	24	4	3	92	▼	123
Other	2024	5	12	9	6	8	10	8	9	1	-	-	-	68	70%	68
	2023	-	2	1	4	3	10	4	12	4	5	2	66	40	▲	113
Other Criminally Related Matters	2024	3	-	9	2	-	1	5	-	-	-	-	-	20	18%	20
	2023	3	5	-	4	-	4	1	-	-	2	-	-	17	▲	19
Probates/Wills & Trusts - Level 1	2024	-	-	-	-	-	-	-	-	-	-	-	-	0	-100%	0
	2023	-	-	-	-	2	-	-	1	-	-	-	-	3	▼	3
Probates/Wills & Trusts - Level 2	2024	1	-	-	-	-	-	-	-	-	-	-	-	1	-67%	1
	2023	-	-	2	1	-	-	-	-	-	-	-	-	3	▼	3
Protective Orders	2024	1	-	-	-	-	-	-	-	-	-	-	-	1	1	1
	2023	-	-	-	-	-	-	-	-	-	-	-	-	0	↔	0
Uncontested Divorce	2024	4	5	1	4	1	3	4	5	1	-	-	-	28	-46%	28
	2023	3	3	3	23	9	2	3	4	2	10	1	1	52	▼	64

This report reflects data in the case management system. Numbers will update accordingly as reports are refreshed and posted.

Dashboard		Monthly Dispositions Summary		Jan --- Sep Dispositions	
<p>Court: Louisa Circuit Start/End Date: Jan-23 / Sep-24 2023 Average Month: 209 Jan-Sep 2023: 1,913 Dispositions Trending: ▼</p>	<p>Circuit/Court ID: 16 216109 Type of Case: Dispositions 2024 Average Month: 206 Jan-Sep 2024 : 1,851 Overall AVG. Month: 208</p>	<p style="text-align: center; font-weight: bold;">Jan 23 - Sep 24</p>		<div style="display: flex; justify-content: space-around;"> <div style="text-align: center;"> <p style="font-size: 1.2em; font-weight: bold;">1,851</p> <div style="width: 40px; height: 40px; background-color: #f0e68c; margin: 0 auto;"></div> <p style="font-size: 0.8em;">2024</p> </div> <div style="text-align: center;"> <p style="font-size: 1.2em; font-weight: bold;">1,913</p> <div style="width: 40px; height: 40px; background-color: #f0e68c; margin: 0 auto;"></div> <p style="font-size: 0.8em;">2023</p> </div> </div>	

Dispositions by Division																
Divisions		Jan	Feb	Mar	Apr	May	Jun	Jul	Aug	Sep	Oct	Nov	Dec	Thru Sep	% Change	Total
Total	2024	245	240	210	178	165	220	187	218	188	-	-	-	1,851	-3%	1,851
	2023	230	277	228	192	193	165	184	226	218	220	223	155	1,913	▼	2,511
Civil	2024	10	18	18	18	20	17	20	25	16	-	-	-	162	-5%	162
	2023	26	19	19	17	17	18	23	21	10	17	19	26	170	▼	232
Criminal	2024	67	89	63	36	59	76	96	70	73	-	-	-	629	-7%	629
	2023	67	66	64	68	63	75	61	93	117	101	76	54	674	▼	905
Concealed Handgun Permits	2024	122	102	84	98	60	100	42	62	81	-	-	-	751	-2%	751
	2023	90	159	99	82	80	39	79	80	58	60	100	40	766	▼	966
Miscellaneous/ Other	2024	46	31	45	25	26	27	29	60	18	-	-	-	307	1%	307
	2023	47	33	46	25	33	33	21	32	33	42	28	35	303	▲	408
Others	2024	-	-	-	1	-	-	-	1	-	-	-	-	2	2	2
	2023	-	-	-	-	-	-	-	-	-	-	-	-	0	↔	0

Dispositions by Case Category																
Case Categories		Jan	Feb	Mar	Apr	May	Jun	Jul	Aug	Sep	Oct	Nov	Dec	Thru Sep	% Change	Total
Administrative Law	2024	-	-	1	-	-	-	-	-	-	-	-	-	1	0%	1
	2023	-	1	-	-	-	-	-	-	-	-	-	-	1	↔	1
Capital Murder	2024	-	1	-	-	-	1	-	-	-	-	-	-	2	100%	2
	2023	-	-	-	-	-	-	-	-	1	-	-	-	1	▲	1
Contested Divorce	2024	1	-	-	2	2	4	3	5	5	-	-	-	22	-19%	22
	2023	6	2	1	2	2	1	4	7	2	6	6	3	27	▼	42
Domestic and Family - Level 1	2024	-	4	4	1	6	2	1	2	2	-	-	-	22	340%	22
	2023	-	-	-	1	3	-	-	1	-	-	1	3	5	▲	9
Domestic and Family - Level 2	2024	2	-	3	4	1	2	1	-	-	-	-	-	13	86%	13
	2023	1	2	1	-	-	-	1	-	2	1	1	-	7	▲	9
Felonies and Related Matters	2024	51	60	40	29	36	60	69	59	45	-	-	-	449	-1%	449
	2023	40	48	33	32	40	46	40	64	110	74	59	32	453	▼	618
General Civil - Level 1	2024	-	-	-	-	-	-	-	-	-	-	-	-	0	-100%	0
	2023	-	-	-	1	-	-	-	-	-	-	-	-	1	▼	1
General Civil - Level 2	2024	3	5	6	-	6	5	3	7	3	-	-	-	38	9%	38
	2023	7	5	2	1	6	2	4	6	2	5	4	5	35	▲	49
General Civil - Level 3	2024	1	2	4	2	3	-	2	2	1	-	-	-	17	-6%	17
	2023	2	1	2	3	2	3	5	-	-	-	4	5	18	▼	27
Miscellaneous Civil	2024	134	124	100	108	70	113	54	85	91	-	-	-	879	-3%	879
	2023	104	179	117	93	96	54	84	102	73	76	113	49	902	▼	1,140
Misdemeanor	2024	16	23	23	7	20	15	27	12	27	-	-	-	170	-17%	170
	2023	26	17	26	36	22	28	20	26	4	24	13	21	205	▼	263
Other	2024	34	10	24	17	15	14	18	37	9	-	-	-	178	2%	178
	2023	33	15	28	13	18	22	16	12	17	24	15	27	174	▲	240
Other Criminally Related Matters	2024	1	5	-	-	3	-	-	-	1	-	-	-	10	-41%	10
	2023	2	1	5	-	1	2	1	3	2	3	4	1	17	▼	25
Probates/Wills & Trusts - Level 1	2024	-	1	-	-	-	-	1	-	-	-	-	-	2	2	2
	2023	-	-	-	-	-	-	-	-	-	-	-	-	0	↔	0
Probates/Wills & Trusts - Level 2	2024	1	-	-	1	-	-	-	1	-	-	-	-	3	-70%	3
	2023	-	1	4	2	-	-	1	1	1	1	-	4	10	▼	15
Uncontested Divorce	2024	1	5	5	7	3	4	8	8	4	-	-	-	45	-21%	45
	2023	9	5	9	8	3	7	8	4	4	6	3	5	57	▼	71

Dashboard		Monthly Dispositions Summary		Jan --- Sep Dispositions	
Court: Madison Circuit	Circuit/Court ID: 16 216113				
Start/End Date: Jan-23 / Sep-24	Type of Case: Dispositions				
2023 Average Month: 80	2024 Average Month: 79				
Jan-Sep 2023: 685	Jan-Sep 2024 : 713				
Dispositions Trending: ▲	Overall AVG. Month: 80				

Dispositions by Division																
Divisions		Jan	Feb	Mar	Apr	May	Jun	Jul	Aug	Sep	Oct	Nov	Dec	Thru Sep	% Change	Total
Total	2024	57	116	100	90	75	42	73	80	80	-	-	-	713	4%	713
	2023	72	96	86	67	87	79	67	77	54	75	80	124	685	▲	964
Civil	2024	10	7	4	7	7	5	8	8	15	-	-	-	71	31%	71
	2023	2	5	4	8	11	10	4	8	2	2	5	4	54	▲	65
Criminal	2024	22	47	6	24	20	12	10	29	18	-	-	-	188	15%	188
	2023	18	12	24	7	26	17	18	13	28	7	26	21	163	▲	217
Concealed Handgun Permits	2024	2	45	65	38	33	14	31	24	34	-	-	-	286	-5%	286
	2023	37	60	42	44	33	34	16	30	4	53	38	36	300	▼	427
Miscellaneous/ Other	2024	23	17	25	21	15	11	23	19	13	-	-	-	167	-1%	167
	2023	15	19	16	8	17	18	29	26	20	13	11	63	168	▼	255
Others	2024	-	-	-	-	-	-	1	-	-	-	-	-	1	1	1
	2023	-	-	-	-	-	-	-	-	-	-	-	-	0	↔	0

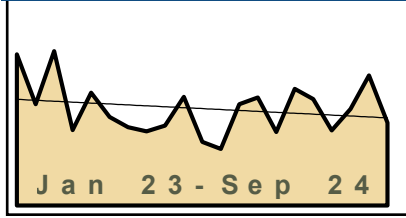
Dispositions by Case Category																
Case Categories		Jan	Feb	Mar	Apr	May	Jun	Jul	Aug	Sep	Oct	Nov	Dec	Thru Sep	% Change	Total
Administrative Law	2024	-	-	-	-	-	-	1	-	-	-	-	-	1	-50%	1
	2023	-	-	-	1	-	-	-	-	1	-	-	-	2	▼	2
Contested Divorce	2024	-	2	-	1	1	1	2	-	2	-	-	-	9	200%	9
	2023	-	-	-	1	1	1	-	-	-	-	-	-	3	▲	3
Domestic and Family - Level 1	2024	-	3	1	1	1	-	-	1	8	-	-	-	15	200%	15
	2023	-	-	1	-	1	2	1	-	-	-	3	1	5	▲	9
Domestic and Family - Level 2	2024	-	-	-	1	2	-	-	-	-	-	-	-	3	0%	3
	2023	-	1	1	1	-	-	-	-	-	-	-	-	3	↔	3
Felonies and Related Matters	2024	10	23	4	14	13	9	4	13	10	-	-	-	100	-9%	100
	2023	12	4	16	4	19	13	12	11	19	5	14	14	110	▼	143
General Civil - Level 2	2024	3	-	2	2	1	2	2	4	2	-	-	-	18	6%	18
	2023	-	-	-	3	7	2	2	3	-	-	2	1	17	▲	20
General Civil - Level 3	2024	2	2	1	-	-	1	1	2	-	-	-	-	9	-36%	9
	2023	1	3	1	1	1	1	-	5	1	2	-	1	14	▼	17
Miscellaneous Civil	2024	9	48	72	49	36	20	40	33	39	-	-	-	346	-4%	346
	2023	40	66	45	50	43	41	29	39	9	61	39	40	362	▼	502
Misdemeanor	2024	12	24	1	9	7	3	4	16	8	-	-	-	84	79%	84
	2023	6	7	7	3	7	4	5	2	6	1	12	6	47	▲	66
Other	2024	17	14	18	10	12	6	15	10	8	-	-	-	110	4%	110
	2023	12	12	13	3	7	12	16	16	15	5	10	59	106	▲	180
Other Criminally Related Matters	2024	-	-	1	1	-	-	2	-	-	-	-	-	4	-33%	4
	2023	-	1	1	-	-	-	1	-	3	1	-	1	6	▼	8
Probates/Wills & Trusts - Level 2	2024	-	-	-	-	-	-	-	-	1	-	-	-	1	-50%	1
	2023	-	-	-	-	1	1	-	-	-	-	-	-	2	▼	2
Uncontested Divorce	2024	4	-	-	2	2	-	2	1	2	-	-	-	13	63%	13
	2023	1	2	1	-	-	2	1	1	-	-	-	1	8	▲	9

Dashboard

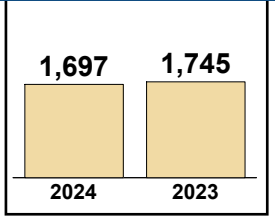
Court: Orange Circuit
Start/End Date: Jan-23 / Sep-24
2023 Average Month: 182
Jan-Sep 2023: 1,745
Dispositions Trending: ▼

Circuit/Court ID: 16 216137
Type of Case: Dispositions
2024 Average Month: 189
Jan-Sep 2024 : 1,697
Overall AVG. Month: 185

Monthly Dispositions Summary



Jan --- Sep Dispositions



Dispositions by Division

Divisions		Jan	Feb	Mar	Apr	May	Jun	Jul	Aug	Sep	Oct	Nov	Dec	Thru Sep	% Change	Total
Total	2024	193	206	140	222	203	143	184	248	158	-	-	-	1,697	-3%	1,697
	2023	288	193	294	144	215	169	149	141	152	207	121	108	1,745	▼	2,181
Civil	2024	34	15	12	18	29	19	26	30	19	-	-	-	202	9%	202
	2023	22	19	19	35	26	16	20	11	17	20	27	5	185	▲	237
Criminal	2024	66	73	58	108	62	91	86	102	71	-	-	-	717	17%	717
	2023	73	91	111	48	72	51	51	73	45	89	42	58	615	▲	804
Concealed Handgun Permits	2024	74	105	61	85	90	21	49	101	52	-	-	-	638	-19%	638
	2023	176	67	144	37	95	95	47	46	76	88	51	37	783	▼	959
Miscellaneous/ Other	2024	18	13	9	11	22	12	22	15	16	-	-	-	138	-14%	138
	2023	17	16	19	24	22	7	31	11	14	10	1	8	161	▼	180
Others	2024	1	-	-	-	-	-	1	-	-	-	-	-	2	100%	2
	2023	-	-	1	-	-	-	-	-	-	-	-	-	1	▲	1

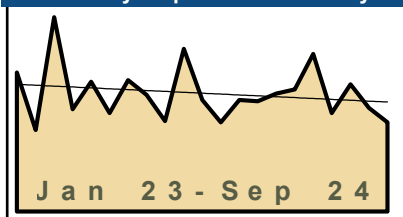
Dispositions by Case Category

Case Categories		Jan	Feb	Mar	Apr	May	Jun	Jul	Aug	Sep	Oct	Nov	Dec	Thru Sep	% Change	Total
Administrative Law	2024	-	-	-	-	-	1	-	-	-	-	-	-	1	1	1
	2023	-	-	-	-	-	-	-	-	-	-	-	1	-	0	↔
Contested Divorce	2024	4	4	6	4	6	4	5	4	-	-	-	-	37	48%	37
	2023	3	3	2	3	3	2	2	4	3	3	4	3	25	▲	35
Domestic and Family - Level 1	2024	15	6	2	3	1	-	2	10	5	-	-	-	44	132%	44
	2023	3	-	2	5	-	3	4	-	2	1	5	-	19	▲	25
Domestic and Family - Level 2	2024	-	-	1	1	1	1	1	4	-	-	-	-	9	0%	9
	2023	2	-	-	1	2	-	2	-	2	4	-	-	9	↔	13
Felonies and Related Matters	2024	52	55	42	75	41	64	49	68	38	-	-	-	484	1%	484
	2023	55	82	79	37	61	39	36	54	38	67	24	38	481	▲	610
General Civil - Level 1	2024	-	-	-	-	-	-	-	1	-	-	-	-	1	-75%	1
	2023	-	-	2	1	1	-	-	-	-	-	-	1	4	▼	5
General Civil - Level 2	2024	3	1	1	5	8	2	9	1	7	-	-	-	37	-8%	37
	2023	1	7	4	8	8	1	2	5	4	5	2	1	40	▼	48
General Civil - Level 3	2024	3	2	-	1	8	2	3	5	5	-	-	-	29	0%	29
	2023	6	3	4	8	3	1	3	1	-	3	4	1	29	↔	37
Miscellaneous Civil	2024	89	118	69	94	108	32	69	116	63	-	-	-	758	-17%	758
	2023	190	76	158	54	114	102	77	55	88	97	51	41	914	▼	1,103
Misdemeanor	2024	13	17	15	31	18	24	35	31	31	-	-	-	215	79%	215
	2023	17	8	30	11	8	12	14	17	3	21	17	21	120	▲	179
Other	2024	1	-	-	1	-	1	2	1	-	-	-	-	6	0%	6
	2023	-	-	2	1	2	-	-	-	1	-	1	1	6	↔	8
Other Criminally Related Matters	2024	1	1	1	2	3	3	2	4	2	-	-	-	19	36%	19
	2023	1	1	2	-	3	-	1	2	4	1	1	-	14	▲	16
Probates/Wills & Trusts - Level 1	2024	-	-	-	-	-	-	-	-	-	-	-	-	0	-100%	0
	2023	-	-	-	-	-	-	-	-	1	-	-	-	1	▼	1
Probates/Wills & Trusts - Level 2	2024	-	-	-	-	-	1	2	-	-	-	-	-	3	-67%	3
	2023	-	1	-	3	2	3	-	-	-	2	3	-	9	▼	14
Uncontested Divorce	2024	12	2	3	5	9	8	5	3	7	-	-	-	54	-27%	54
	2023	10	12	9	12	8	6	8	3	6	3	8	1	74	▼	86

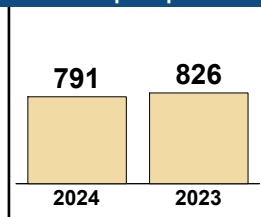
Dashboard

Court: Charlottesville Circuit **Circuit/Court ID:** 16 216540
Start/End Date: Jan-23 / Sep-24 **Type of Case:** Dispositions
2023 Average Month: 92 **2024 Average Month:** 88
Jan-Sep 2023: 826 **Jan-Sep 2024 :** 791
Dispositions Trending: ▼ **Overall AVG. Month:** 90

Monthly Dispositions Summary



Jan --- Sep Dispositions



Dispositions by Division

Divisions		Jan	Feb	Mar	Apr	May	Jun	Jul	Aug	Sep	Oct	Nov	Dec	Thru Sep	% Change	Total
Total	2024	85	84	90	93	120	75	97	79	68	-	-	-	791	-4%	791
	2023	106	62	148	78	99	75	100	89	69	124	85	68	826	▼	1,103
Civil	2024	19	9	18	22	38	11	19	24	24	31	10	12	179	19%	179
	2023	18	19	17	13	18	24	14	8	20	31	10	12	151	▲	204
Criminal	2024	34	36	50	40	38	31	46	29	18	-	-	-	322	-23%	322
	2023	70	12	86	43	41	35	62	40	29	68	35	30	418	▼	551
Concealed Handgun Permits	2024	15	18	12	11	21	20	23	16	12	-	-	-	148	36%	148
	2023	11	18	20	10	17	3	8	18	4	14	18	21	109	▲	162
Miscellaneous/ Other	2024	17	21	10	20	23	13	9	15	14	-	-	-	142	-4%	142
	2023	7	13	25	12	23	13	16	23	16	11	22	5	148	▼	186

Dispositions by Case Category

Case Categories		Jan	Feb	Mar	Apr	May	Jun	Jul	Aug	Sep	Oct	Nov	Dec	Thru Sep	% Change	Total
Administrative Law	2024	-	-	-	1	-	-	-	-	-	-	-	-	1	1	1
	2023	-	-	-	-	-	-	-	-	-	-	-	-	0	↔	0
Contested Divorce	2024	2	-	4	5	1	1	4	1	5	-	-	-	23	15%	23
	2023	1	4	2	4	2	-	3	2	2	-	1	1	20	▲	22
Domestic and Family - Level 1	2024	-	1	1	4	29	1	2	3	2	-	-	-	43	231%	43
	2023	1	3	-	1	1	1	-	-	6	-	-	-	13	▲	13
Domestic and Family - Level 2	2024	1	-	1	4	-	-	-	1	-	-	-	-	7	-53%	7
	2023	1	-	3	-	3	5	-	1	2	2	-	-	15	▼	17
Felonies and Related Matters	2024	27	25	33	29	24	24	37	23	14	-	-	-	236	-22%	236
	2023	47	9	69	31	28	24	49	23	24	54	22	23	304	▼	403
General Civil	2024	-	1	-	-	-	-	-	-	-	-	-	-	1	1	1
	2023	-	-	-	-	-	-	-	-	-	-	-	-	0	↔	0
General Civil - Level 1	2024	1	1	-	-	-	-	-	1	4	-	-	-	7	17%	7
	2023	2	1	-	-	-	1	-	1	1	1	-	1	6	▲	8
General Civil - Level 2	2024	2	3	6	3	2	1	9	3	3	-	-	-	32	-22%	32
	2023	5	5	5	4	5	3	2	4	8	13	8	5	41	▼	67
General Civil - Level 3	2024	3	3	-	-	3	1	-	3	1	-	-	-	14	-22%	14
	2023	3	-	3	2	2	5	-	2	1	4	2	1	18	▼	25
Miscellaneous Civil	2024	32	35	21	31	41	32	31	30	26	-	-	-	279	12%	279
	2023	18	31	44	20	40	16	25	37	18	24	37	26	249	▲	336
Misdemeanor	2024	5	6	12	11	13	5	6	5	2	-	-	-	65	-24%	65
	2023	23	3	15	9	8	7	10	9	2	10	10	8	86	▼	114
Other	2024	-	-	1	-	-	-	-	-	-	-	-	-	1	1	1
	2023	-	-	-	-	-	-	-	-	-	1	-	-	0	↔	1
Other Criminally Related Matters	2024	3	5	5	-	1	2	3	1	3	-	-	-	23	-21%	23
	2023	1	-	2	3	5	4	3	8	3	5	3	-	29	▼	37
Probates/Wills & Trusts - Level 1	2024	-	-	-	-	-	-	-	-	-	-	-	-	0	-100%	0
	2023	-	-	-	-	-	-	1	-	-	-	-	-	1	▼	1
Probates/Wills & Trusts - Level 2	2024	2	-	-	-	2	3	-	2	2	-	-	-	11	83%	11
	2023	-	1	2	1	-	-	2	-	-	3	-	-	6	▲	9
Protective Orders	2024	-	2	-	-	-	-	-	-	-	-	-	-	2	2	2
	2023	-	-	-	-	-	-	-	-	-	-	-	-	0	↔	0
Uncontested Divorce	2024	7	2	6	5	4	5	5	6	6	-	-	-	46	21%	46
	2023	4	5	3	3	5	9	5	2	2	7	2	3	38	▲	50

Dashboard		Monthly Dispositions Summary		Jan --- Sep Dispositions					
<p>Court: Arlington Circuit Start/End Date: Jan-23 / Sep-24 2023 Average Month: 780 Jan-Sep 2023: 7,131 Dispositions Trending: ▼</p>	<p>Circuit/Court ID: 17 217013 Type of Case: Dispositions 2024 Average Month: 755 Jan-Sep 2024 : 6,795 Overall AVG. Month: 769</p>	<p style="text-align: center; font-weight: bold;">Jan 23 - Sep 24</p>		<table style="margin: auto;"> <tr> <td style="text-align: center; width: 50px;">6,795</td> <td style="text-align: center; width: 50px;">7,131</td> </tr> <tr> <td style="text-align: center; width: 50px;">2024</td> <td style="text-align: center; width: 50px;">2023</td> </tr> </table>		6,795	7,131	2024	2023
6,795	7,131								
2024	2023								

Dispositions by Division																
Divisions		Jan	Feb	Mar	Apr	May	Jun	Jul	Aug	Sep	Oct	Nov	Dec	Thru Sep	% Change	Total
Total	2024	691	838	726	874	739	674	613	929	711	-	-	-	6,795	-5%	6,795
	2023	649	943	1,049	781	812	814	644	701	738	702	649	874	7,131	▼	9,356
Civil	2024	160	175	161	222	143	147	132	132	135	-	-	-	1,407	-21%	1,407
	2023	141	188	299	204	259	181	120	171	225	167	143	215	1,788	▼	2,313
Criminal	2024	200	193	236	247	230	158	173	347	216	-	-	-	2,000	5%	2,000
	2023	258	224	262	202	243	226	128	182	185	211	175	246	1,910	▲	2,542
Concealed Handgun Permits	2024	8	206	85	93	65	63	54	161	65	-	-	-	800	-9%	800
	2023	84	231	113	55	24	155	89	52	78	49	98	131	881	▼	1,159
Miscellaneous/ Other	2024	320	259	242	311	299	305	252	284	290	-	-	-	2,562	1%	2,562
	2023	163	298	372	318	286	249	305	296	248	274	233	281	2,535	▲	3,323
Others	2024	3	5	2	1	2	1	2	5	5	-	-	-	26	53%	26
	2023	3	2	3	2	-	3	2	-	2	1	-	1	17	▲	19

Dispositions by Case Category																
Case Categories		Jan	Feb	Mar	Apr	May	Jun	Jul	Aug	Sep	Oct	Nov	Dec	Thru Sep	% Change	Total
Administrative Law	2024	2	3	-	2	1	1	1	4	-	-	-	-	14	40%	14
	2023	1	-	-	3	1	1	2	1	1	3	2	-	10	▲	15
Contested Divorce	2024	17	21	12	10	14	11	9	9	11	-	-	-	114	-38%	114
	2023	12	23	22	21	32	17	14	30	12	13	22	19	183	▼	237
Domestic and Family - Level 1	2024	15	9	2	10	6	8	8	5	5	-	-	-	68	10%	68
	2023	3	4	10	5	6	10	8	2	14	5	2	5	62	▲	74
Domestic and Family - Level 2	2024	3	6	3	7	2	4	1	8	13	-	-	-	47	18%	47
	2023	-	3	3	4	6	7	3	12	2	7	2	4	40	▲	53
Felonies and Related Matters	2024	118	106	126	133	109	67	77	195	91	-	-	-	1,022	-6%	1,022
	2023	153	133	162	96	120	141	74	95	109	115	79	149	1,083	▼	1,426
General Civil - Level 1	2024	3	2	1	3	4	1	2	1	3	-	-	-	20	-39%	20
	2023	13	4	1	3	5	1	-	1	5	2	2	2	33	▼	39
General Civil - Level 2	2024	94	95	108	129	71	96	65	61	66	-	-	-	785	-20%	785
	2023	82	108	182	114	144	80	59	73	145	90	75	132	987	▼	1,284
General Civil - Level 3	2024	8	13	11	13	13	5	7	11	9	-	-	-	90	23%	90
	2023	6	3	6	7	9	6	12	11	13	7	6	8	73	▲	94
Miscellaneous Civil	2024	201	328	182	242	194	187	170	304	209	-	-	-	2,017	-7%	2,017
	2023	148	380	325	207	151	272	269	210	215	183	216	286	2,177	▼	2,862
Misdemeanor	2024	27	34	23	38	35	11	20	32	46	-	-	-	266	-7%	266
	2023	33	36	36	21	35	27	22	36	39	23	18	33	285	▼	359
Other	2024	129	140	149	165	173	184	143	149	149	-	-	-	1,381	9%	1,381
	2023	103	149	165	174	161	137	127	141	112	138	118	127	1,269	▲	1,652
Other Criminally Related Matters	2024	55	54	88	81	86	81	79	121	80	-	-	-	725	30%	725
	2023	72	55	69	87	89	63	32	51	38	76	82	65	556	▲	779
Probates/Wills & Trusts - Level 1	2024	1	-	4	2	-	-	3	1	-	-	-	-	11	-52%	11
	2023	1	3	3	2	1	2	4	1	6	2	2	2	23	▼	29
Probates/Wills & Trusts - Level 2	2024	2	4	6	4	10	5	3	11	6	-	-	-	51	-46%	51
	2023	10	17	12	10	10	14	5	6	10	8	4	8	94	▼	114
Uncontested Divorce	2024	16	23	11	35	21	13	25	17	23	-	-	-	184	-28%	184
	2023	12	25	53	27	42	36	13	31	17	30	19	34	256	▼	339

Dashboard		Monthly Dispositions Summary		Jan --- Sep Dispositions					
<p>Court: Fauquier Circuit Start/End Date: Jan-23 / Sep-24 2023 Average Month: 315 Jan-Sep 2023: 2,792 Dispositions Trending: ▼</p>	<p>Circuit/Court ID: 20 220061 Type of Case: Dispositions 2024 Average Month: 293 Jan-Sep 2024 : 2,639 Overall AVG. Month: 306</p>	<p style="text-align: center; font-weight: bold; font-size: 1.2em;">Jan 23 - Sep 24</p>		<table border="1" style="margin: auto; border-collapse: collapse;"> <tr> <td style="text-align: center; width: 50px;">2,639</td> <td style="text-align: center; width: 50px;">2,792</td> </tr> <tr> <td style="text-align: center; width: 50px;">2024</td> <td style="text-align: center; width: 50px;">2023</td> </tr> </table>		2,639	2,792	2024	2023
2,639	2,792								
2024	2023								

Dispositions by Division																
Divisions		Jan	Feb	Mar	Apr	May	Jun	Jul	Aug	Sep	Oct	Nov	Dec	Thru Sep	% Change	Total
Total	2024	314	302	285	317	303	214	260	300	344	-	-	-	2,639	-5%	2,639
	2023	367	358	348	291	264	330	275	303	256	274	260	452	2,792	▼	3,778
Civil	2024	61	38	31	49	55	27	38	32	37	-	-	24	368	-10%	368
	2023	42	45	34	42	48	57	48	51	43	39	34	24	410	▼	507
Criminal	2024	56	76	81	68	80	62	81	64	125	-	-	-	693	12%	693
	2023	80	71	57	59	68	82	71	70	59	54	70	59	617	▲	800
Concealed Handgun Permits	2024	122	140	140	161	119	89	93	152	118	-	-	-	1,134	-9%	1,134
	2023	174	183	193	150	103	138	104	112	94	129	116	143	1,251	▼	1,639
Miscellaneous/ Other	2024	75	48	33	39	49	36	48	52	64	-	-	-	444	-13%	444
	2023	71	59	64	40	45	53	50	69	60	52	40	225	511	▼	828
Others	2024	-	-	-	-	-	-	-	-	-	-	-	-	0	-100%	0
	2023	-	-	-	-	-	-	2	1	-	-	-	1	3	▼	4

Dispositions by Case Category																
Case Categories		Jan	Feb	Mar	Apr	May	Jun	Jul	Aug	Sep	Oct	Nov	Dec	Thru Sep	% Change	Total
Administrative Law	2024	-	1	-	-	-	-	-	-	-	-	-	-	1	-67%	1
	2023	-	-	-	1	-	-	2	-	-	-	-	-	3	▼	3
Contested Divorce	2024	7	3	3	7	4	6	8	4	6	-	-	-	48	71%	48
	2023	3	3	4	2	5	5	1	3	2	3	7	4	28	▲	42
Domestic and Family - Level 1	2024	6	6	6	9	26	-	-	-	5	-	-	-	58	-15%	58
	2023	4	3	-	11	11	16	7	2	14	5	1	3	68	▼	77
Domestic and Family - Level 2	2024	7	1	-	-	2	-	2	2	1	-	-	-	15	-25%	15
	2023	4	2	1	-	-	6	2	2	3	4	1	2	20	▼	27
Felonies and Related Matters	2024	36	54	58	39	54	40	42	37	58	-	-	-	418	6%	418
	2023	57	42	45	30	52	45	39	44	39	29	45	40	393	▲	507
General Civil - Level 1	2024	-	-	2	-	-	-	-	-	-	-	-	-	2	-60%	2
	2023	1	1	-	1	-	2	-	-	-	1	2	-	5	▼	8
General Civil - Level 2	2024	13	8	11	15	5	9	11	9	11	-	-	-	92	-26%	92
	2023	15	17	15	11	15	11	13	18	10	9	11	8	125	▼	153
General Civil - Level 3	2024	11	5	3	5	3	2	6	12	4	-	-	-	51	9%	51
	2023	5	3	4	3	4	6	9	8	5	3	8	1	47	▲	59
Miscellaneous Civil	2024	159	164	163	183	137	108	109	179	140	-	-	-	1,342	-12%	1,342
	2023	206	220	227	170	132	163	137	151	120	158	133	156	1,526	▼	1,973
Misdemeanor	2024	15	16	16	19	18	13	30	14	60	-	-	-	201	46%	201
	2023	15	22	7	12	8	25	17	19	13	20	15	15	138	▲	188
Other	2024	38	22	10	17	25	15	32	22	40	-	-	-	221	6%	221
	2023	37	21	24	13	16	24	15	28	31	21	18	212	209	▲	460
Other Criminally Related Matters	2024	5	6	7	10	8	9	9	13	7	-	-	-	74	-16%	74
	2023	10	7	5	17	8	12	15	7	7	5	11	5	88	▼	109
Probates/Wills & Trusts - Level 1	2024	3	1	1	-	-	-	1	-	-	-	-	-	6	200%	6
	2023	-	1	-	-	-	-	-	1	-	1	1	-	2	▲	4
Probates/Wills & Trusts - Level 2	2024	2	5	-	-	7	2	1	1	-	-	-	-	18	-36%	18
	2023	4	5	1	1	1	1	8	6	1	6	1	2	28	▼	37
Protective Orders	2024	1	1	-	1	-	-	-	1	-	-	-	-	4	-76%	4
	2023	1	1	1	1	-	6	1	1	5	-	1	2	17	▼	20
Uncontested Divorce	2024	11	9	5	12	14	10	9	6	12	-	-	-	88	-7%	88
	2023	5	10	14	18	12	8	9	13	6	9	5	2	95	▼	111

CPSS-CCMS-10.11 CASELOAD STATISTICS OF THE CIRCUIT COURTS

Loudoun

January 2023 -- September 2024 Dispositions

Alexandria and Fairfax Circuit are not Included in State Totals

Dashboard		Monthly Dispositions Summary		Jan --- Sep Dispositions	
<p>Court: Loudoun Circuit Start/End Date: Jan-23 / Sep-24 2023 Average Month: 1,025 Jan-Sep 2023: 8,970 Dispositions Trending: ↔</p>	<p>Circuit/Court ID: 20 220107 Type of Case: Dispositions 2024 Average Month: 972 Jan-Sep 2024 : 8,750 Overall AVG. Month: 1,002</p>	<p style="text-align: center; font-weight: bold;">Jan 23 - Sep 24</p>		<div style="display: flex; justify-content: space-around;"> <div style="text-align: center;"> <p style="font-weight: bold; color: #0056b3;">8,750</p> <div style="width: 40px; height: 40px; background-color: #0056b3; margin: 0 auto;"></div> <p style="font-weight: bold; color: #0056b3;">2024</p> </div> <div style="text-align: center;"> <p style="font-weight: bold; color: #0056b3;">8,970</p> <div style="width: 40px; height: 40px; background-color: #0056b3; margin: 0 auto;"></div> <p style="font-weight: bold; color: #0056b3;">2023</p> </div> </div>	

Dispositions by Division																
Divisions		Jan	Feb	Mar	Apr	May	Jun	Jul	Aug	Sep	Oct	Nov	Dec	Thru Sep	% Change	Total
Total	2024	871	918	982	962	852	952	1,058	1,036	1,119	-	-	-	8,750	-2%	8,750
	2023	1,104	829	1,268	1,249	983	898	785	1,047	807	847	905	1,577	8,970	▼	12,299
Civil	2024	105	142	124	174	131	186	163	183	169	-	-	-	1,377	-20%	1,377
	2023	244	160	253	149	155	168	180	261	148	153	190	177	1,718	▼	2,238
Criminal	2024	126	157	149	132	169	122	161	142	186	-	-	-	1,344	14%	1,344
	2023	133	104	208	131	121	149	105	139	93	117	132	126	1,183	▲	1,558
Concealed Handgun Permits	2024	271	286	322	306	229	263	301	262	337	-	-	-	2,577	-7%	2,577
	2023	367	363	429	363	259	284	216	251	233	257	277	304	2,765	▼	3,603
Miscellaneous/ Other	2024	367	327	387	348	320	380	432	449	426	-	-	-	3,436	5%	3,436
	2023	360	200	377	605	448	297	283	385	329	320	304	965	3,284	▲	4,873
Others	2024	2	6	-	2	3	1	1	-	1	-	-	-	16	-20%	16
	2023	-	2	1	1	-	-	-	1	11	4	-	2	20	▼	27

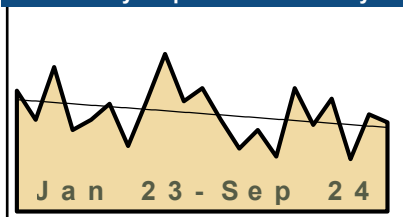
Dispositions by Case Category																
Case Categories		Jan	Feb	Mar	Apr	May	Jun	Jul	Aug	Sep	Oct	Nov	Dec	Thru Sep	% Change	Total
Administrative Law	2024	-	-	1	-	1	1	1	2	-	-	-	-	6	-25%	6
	2023	4	-	1	3	-	-	-	-	-	-	-	-	8	▼	8
Capital Murder	2024	-	-	-	-	-	-	-	-	-	-	-	-	0	-100%	0
	2023	-	-	-	2	-	-	-	-	-	-	-	-	2	▼	2
Contested Divorce	2024	15	18	22	23	21	22	21	29	24	-	-	-	195	-6%	195
	2023	24	19	24	25	28	21	29	20	17	22	21	26	207	▼	276
Domestic and Family - Level 1	2024	4	15	10	16	8	43	16	15	7	-	-	-	134	-51%	134
	2023	25	21	38	9	17	27	26	91	22	12	11	23	276	▼	322
Domestic and Family - Level 2	2024	5	7	8	10	7	10	10	11	8	-	-	-	76	-23%	76
	2023	12	8	11	6	17	8	12	16	9	5	24	8	99	▼	136
Felonies and Related Matters	2024	72	66	71	78	95	96	101	63	93	-	-	-	735	24%	735
	2023	63	53	108	43	80	61	54	87	45	47	49	36	594	▲	726
General Civil - Level 1	2024	1	2	3	2	2	3	5	3	4	-	-	-	25	0%	25
	2023	5	1	7	1	4	3	-	3	1	2	2	1	25	↔	30
General Civil - Level 2	2024	37	40	33	60	34	40	52	52	52	-	-	-	400	-18%	400
	2023	98	49	80	40	41	40	44	60	37	40	43	51	489	▼	623
General Civil - Level 3	2024	9	17	11	8	14	17	14	16	15	-	-	-	121	-24%	121
	2023	37	13	18	19	18	13	8	17	17	16	21	12	160	▼	209
Miscellaneous Civil	2024	390	406	481	464	357	424	463	456	574	-	-	-	4,015	-16%	4,015
	2023	649	536	643	814	488	444	365	482	380	377	397	420	4,801	▼	5,995
Misdemeanor	2024	25	22	31	24	29	16	19	19	51	-	-	-	236	17%	236
	2023	21	17	39	20	18	23	26	12	25	26	26	23	201	▲	276
Other	2024	238	195	214	181	180	210	241	237	174	-	-	-	1,870	75%	1,870
	2023	41	16	143	134	185	122	120	145	163	180	184	835	1,069	▲	2,268
Other Criminally Related Matters	2024	31	69	47	30	46	11	43	62	44	-	-	-	383	-2%	383
	2023	53	35	62	66	23	65	25	40	23	44	58	67	392	▼	561
Probates/Wills & Trusts - Level 1	2024	1	-	-	1	-	-	-	-	-	-	-	-	2	-33%	2
	2023	-	1	1	-	-	1	-	-	-	3	-	1	3	▼	7
Probates/Wills & Trusts - Level 2	2024	7	12	8	9	5	8	7	4	19	-	-	-	79	-5%	79
	2023	7	10	14	6	10	8	14	11	3	13	10	4	83	▼	110
Uncontested Divorce	2024	36	49	42	56	53	51	65	67	54	-	-	-	473	-16%	473
	2023	65	50	79	61	54	62	62	63	65	60	59	70	561	▼	750

This report reflects data in the case management system. Numbers will update accordingly as reports are refreshed and posted.

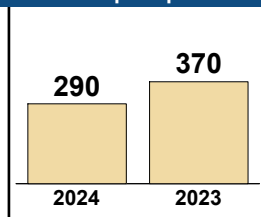
Dashboard

Court: Rappahannock Circuit **Circuit/Court ID:** 20 220157
Start/End Date: Jan-23 / Sep-24 **Type of Case:** Dispositions
2023 Average Month: 41 **2024 Average Month:**32
Jan-Sep 2023: 370 **Jan-Sep 2024 :** 290
Dispositions Trending: ▼ **Overall AVG. Month:** 37

Monthly Dispositions Summary



Jan --- Sep Dispositions



Dispositions by Division

Divisions		Jan	Feb	Mar	Apr	May	Jun	Jul	Aug	Sep	Oct	Nov	Dec	Thru Sep	% Change	Total
Total	2024	24	31	21	47	33	43	20	37	34	-	-	-	290	-22%	290
	2023	46	35	55	31	35	41	25	42	60	42	47	35	370	▼	494
Civil	2024	2	3	1	3	2	2	-	1	1	-	-	-	15	-68%	15
	2023	3	2	4	11	2	1	7	6	11	2	2	4	47	▼	55
Criminal	2024	6	10	7	21	17	25	10	11	12	-	-	-	119	21%	119
	2023	3	10	14	7	7	20	7	8	22	26	29	5	98	▲	158
Concealed Handgun Permits	2024	10	8	11	20	12	14	8	20	13	-	-	-	116	-15%	116
	2023	29	13	30	10	10	9	1	12	23	8	10	13	137	▼	168
Miscellaneous/ Other	2024	6	10	2	3	2	2	2	5	8	-	-	-	40	-54%	40
	2023	11	10	7	3	16	11	10	15	4	6	6	13	87	▼	112
Others	2024	-	-	-	-	-	-	-	-	-	-	-	-	0	-100%	0
	2023	-	-	-	-	-	-	-	1	-	-	-	-	1	▼	1

Dispositions by Case Category

Case Categories		Jan	Feb	Mar	Apr	May	Jun	Jul	Aug	Sep	Oct	Nov	Dec	Thru Sep	% Change	Total
Administrative Law	2024	-	-	-	-	-	-	-	-	-	-	-	-	0	-100%	0
	2023	-	-	1	-	-	-	-	-	-	-	-	-	1	▼	1
Capital Murder	2024	-	-	-	2	-	-	-	-	-	-	-	-	2	2	2
	2023	-	-	-	-	-	-	-	-	-	-	-	-	0	↔	0
Contested Divorce	2024	1	-	-	-	1	-	-	-	-	-	-	-	2	-67%	2
	2023	-	1	1	-	2	-	-	1	1	-	1	2	6	▼	9
Domestic and Family - Level 1	2024	-	1	-	1	-	-	-	-	-	-	-	-	2	-85%	2
	2023	1	-	-	9	-	-	3	-	-	-	-	-	13	▼	13
Domestic and Family - Level 2	2024	-	-	-	-	-	-	-	-	-	-	-	-	0	-100%	0
	2023	1	-	-	-	-	-	-	-	-	-	-	-	1	▼	1
Felonies and Related Matters	2024	3	5	3	14	10	18	7	7	7	-	-	-	74	28%	74
	2023	3	6	8	5	3	15	5	4	9	19	21	3	58	▲	101
General Civil - Level 2	2024	2	1	-	3	-	1	-	-	1	-	-	-	8	-33%	8
	2023	1	-	3	1	2	1	1	3	-	2	1	2	12	▼	17
General Civil - Level 3	2024	1	-	1	-	1	1	-	1	1	-	-	-	6	-73%	6
	2023	2	1	1	1	1	1	3	2	10	-	-	1	22	▼	23
Miscellaneous Civil	2024	14	14	13	22	14	16	10	23	20	-	-	-	146	-8%	146
	2023	32	17	31	11	13	11	2	17	25	8	14	13	159	▼	194
Misdemeanor	2024	2	3	4	2	6	5	1	3	5	-	-	-	31	-14%	31
	2023	-	3	6	2	4	5	2	3	11	4	5	2	36	▼	47
Other	2024	-	3	-	-	-	-	-	1	-	-	-	-	4	-92%	4
	2023	6	5	4	1	9	8	7	7	2	5	1	12	49	▼	67
Other Criminally Related Matters	2024	1	2	-	3	1	2	2	1	-	-	-	-	12	200%	12
	2023	-	1	-	-	-	-	-	1	2	3	3	-	4	▲	10
Probates/Wills & Trusts - Level 2	2024	-	-	-	-	-	-	-	-	-	-	-	-	0	-100%	0
	2023	-	-	-	-	1	-	-	1	-	1	-	-	2	▼	3
Uncontested Divorce	2024	-	2	-	-	-	-	-	1	-	-	-	-	3	-57%	3
	2023	-	1	-	1	-	-	2	3	-	-	1	-	7	▼	8

CPSS-CCMS-10.11 CASELOAD STATISTICS OF THE CIRCUIT COURTS

Henry

January 2023 -- September 2024 Dispositions

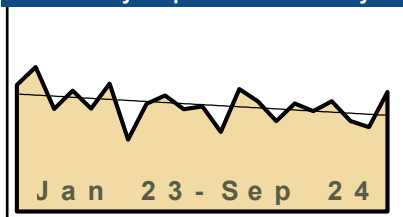
Alexandria and Fairfax Circuit are not Included in State Totals

Dashboard

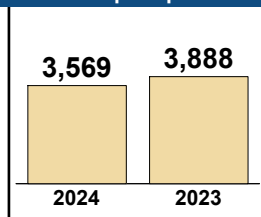
Court: Henry Circuit
Start/End Date: Jan-23 / Sep-24
2023 Average Month: 415
Jan-Sep 2023: 3,888
Dispositions Trending: ▼

Circuit/Court ID: 21 221089
Type of Case: Dispositions
2024 Average Month: 397
Jan-Sep 2024 : 3,569
Overall AVG. Month: 407

Monthly Dispositions Summary



Jan --- Sep Dispositions



Dispositions by Division

Divisions		Jan	Feb	Mar	Apr	May	Jun	Jul	Aug	Sep	Oct	Nov	Dec	Thru Sep	% Change	Total
Total	2024	467	420	345	412	383	420	345	321	456	-	-	-	3,569	-8%	3,569
	2023	482	550	391	460	392	487	274	410	442	390	401	303	3,888	▼	4,982
Civil	2024	35	33	43	38	27	19	29	22	34	30	44	26	280	-12%	280
	2023	46	44	38	31	39	28	19	35	37	-	-	-	317	▼	417
Criminal	2024	250	212	152	214	191	221	171	131	274	-	-	-	1,816	-8%	1,816
	2023	242	265	210	211	207	284	117	214	229	207	219	169	1,979	▼	2,574
Concealed Handgun Permits	2024	115	86	85	88	87	115	65	73	112	-	-	-	826	-13%	826
	2023	132	160	85	153	73	102	63	80	104	89	76	47	952	▼	1,164
Miscellaneous/ Other	2024	67	89	64	72	78	64	80	94	36	-	-	-	644	1%	644
	2023	62	81	58	64	73	73	75	81	72	64	62	61	639	▲	826
Others	2024	-	-	1	-	-	1	-	1	-	-	-	-	3	200%	3
	2023	-	-	-	1	-	-	-	-	-	-	-	-	1	▲	1

Dispositions by Case Category

Case Categories		Jan	Feb	Mar	Apr	May	Jun	Jul	Aug	Sep	Oct	Nov	Dec	Thru Sep	% Change	Total
Administrative Law	2024	-	-	-	-	-	-	-	-	-	-	-	-	0	-100%	0
	2023	-	-	1	-	-	-	-	-	-	-	-	-	1	▼	1
Capital Murder	2024	-	-	-	-	1	-	-	-	-	-	-	-	1	-75%	1
	2023	-	-	-	-	-	-	4	-	-	-	-	-	4	▼	4
Contested Divorce	2024	4	3	6	6	4	-	1	2	7	-	-	-	33	-21%	33
	2023	6	1	9	3	3	9	2	4	5	5	11	2	42	▼	60
Domestic and Family - Level 1	2024	3	3	3	4	6	3	3	-	2	-	-	-	27	-56%	27
	2023	12	16	7	2	8	1	2	3	11	8	1	8	62	▼	79
Domestic and Family - Level 2	2024	3	1	2	1	-	-	3	2	2	-	-	-	14	-13%	14
	2023	4	2	2	1	1	1	1	2	2	5	2	1	16	▼	24
Felonies and Related Matters	2024	169	144	108	163	134	151	119	86	188	-	-	-	1,262	-7%	1,262
	2023	173	191	152	156	134	202	71	131	153	146	155	131	1,363	▼	1,795
General Civil - Level 2	2024	8	5	1	4	2	4	4	5	3	-	-	-	36	9%	36
	2023	2	2	3	2	3	6	3	7	5	2	4	1	33	▲	40
General Civil - Level 3	2024	7	6	11	10	2	4	5	3	8	-	-	-	56	24%	56
	2023	5	14	4	4	5	1	2	5	5	3	11	3	45	▲	62
Miscellaneous Civil	2024	139	117	110	115	105	144	86	102	121	-	-	-	1,039	-12%	1,039
	2023	148	186	110	184	89	129	95	113	123	114	88	59	1,177	▼	1,438
Misdemeanor	2024	72	58	26	46	44	65	38	35	67	-	-	-	451	-16%	451
	2023	64	67	55	49	59	74	34	71	67	55	47	33	540	▼	675
Other	2024	42	58	42	41	60	34	57	65	27	-	-	-	426	4%	426
	2023	47	53	32	35	57	44	43	48	52	38	49	48	411	▲	546
Other Criminally Related Matters	2024	9	10	18	5	13	5	14	10	19	-	-	-	103	39%	103
	2023	5	7	3	6	14	8	10	12	9	6	17	6	74	▲	103
Probates/Wills & Trusts - Level 1	2024	-	1	-	1	-	-	-	1	-	-	-	-	3	-25%	3
	2023	-	-	1	-	-	-	1	-	2	-	1	-	4	▼	5
Probates/Wills & Trusts - Level 2	2024	2	1	1	6	1	1	5	1	1	-	-	-	19	0%	19
	2023	5	1	3	2	1	5	-	1	1	2	4	5	19	↔	30
Uncontested Divorce	2024	9	13	17	10	11	9	10	9	11	-	-	-	99	2%	99
	2023	11	10	9	16	18	7	6	13	7	6	11	6	97	▲	120

This report reflects data in the case management system. Numbers will update accordingly as reports are refreshed and posted.

Dashboard		Monthly Dispositions Summary		Jan --- Sep Dispositions					
<p>Court: Patrick Circuit Start/End Date: Jan-23 / Sep-24 2023 Average Month: 151 Jan-Sep 2023: 1,463 Dispositions Trending: ▼</p>	<p>Circuit/Court ID: 21 221141 Type of Case: Dispositions 2024 Average Month: 153 Jan-Sep 2024 : 1,373 Overall AVG. Month: 152</p>	<p style="text-align: center; font-weight: bold;">Jan 23 - Sep 24</p>		<table border="1" style="margin: auto;"> <tr> <td style="text-align: center; width: 50px;">1,373</td> <td style="text-align: center; width: 50px;">1,463</td> </tr> <tr> <td style="text-align: center;">2024</td> <td style="text-align: center;">2023</td> </tr> </table>		1,373	1,463	2024	2023
1,373	1,463								
2024	2023								

Dispositions by Division																
Divisions		Jan	Feb	Mar	Apr	May	Jun	Jul	Aug	Sep	Oct	Nov	Dec	Thru Sep	% Change	Total
Total	2024	106	170	250	156	111	118	144	216	102	-	-	-	1,373	-6%	1,373
	2023	206	147	233	99	168	211	110	131	158	112	127	109	1,463	▼	1,811
Civil	2024	4	11	15	5	6	3	12	14	8	-	-	-	78	16%	78
	2023	2	6	12	5	11	12	7	9	3	4	2	1	67	▲	74
Criminal	2024	42	91	181	117	78	86	73	143	81	-	-	-	892	3%	892
	2023	141	112	93	26	112	137	69	70	110	65	91	77	870	▲	1,103
Concealed Handgun Permits	2024	54	66	43	28	18	17	54	57	1	-	-	-	338	-28%	338
	2023	60	25	122	64	37	52	26	49	35	28	26	27	470	▼	551
Miscellaneous/ Other	2024	6	2	11	6	8	12	5	2	12	-	-	-	64	16%	64
	2023	3	4	6	4	8	10	7	3	10	15	8	4	55	▲	82
Others	2024	-	-	-	-	1	-	-	-	-	-	-	-	1	0%	1
	2023	-	-	-	-	-	-	1	-	-	-	-	-	1	↔	1

Dispositions by Case Category																
Case Categories		Jan	Feb	Mar	Apr	May	Jun	Jul	Aug	Sep	Oct	Nov	Dec	Thru Sep	% Change	Total
Administrative Law	2024	-	-	-	-	-	-	-	-	-	-	-	-	0	-100%	0
	2023	-	-	-	-	-	1	-	-	-	-	-	-	1	▼	1
Contested Divorce	2024	-	3	1	-	1	-	1	2	1	-	-	-	9	-40%	9
	2023	-	1	3	2	4	-	2	3	-	2	1	1	15	▼	19
Domestic and Family - Level 1	2024	-	-	2	2	-	-	3	2	2	-	-	-	11	267%	11
	2023	-	-	-	-	-	2	-	1	-	-	-	-	3	▲	3
Domestic and Family - Level 2	2024	-	-	-	-	-	-	-	4	1	-	-	-	5	25%	5
	2023	-	-	1	2	-	-	-	-	1	-	-	1	4	▲	5
Felonies and Related Matters	2024	35	59	153	68	39	55	54	76	34	-	-	-	573	-6%	573
	2023	122	61	68	16	69	101	47	40	88	44	62	45	612	▼	763
General Civil - Level 1	2024	1	-	-	-	-	-	-	-	-	-	-	-	1	1	1
	2023	-	-	-	-	-	-	-	-	-	-	-	-	0	↔	0
General Civil - Level 2	2024	-	2	1	1	1	-	-	2	2	-	-	-	9	80%	9
	2023	-	-	1	-	-	1	-	-	1	2	-	-	5	▲	7
General Civil - Level 3	2024	1	2	2	1	2	-	1	2	2	-	-	-	13	-13%	13
	2023	1	2	3	-	2	6	1	-	-	2	-	-	15	▼	17
Miscellaneous Civil	2024	59	68	54	33	25	29	59	59	13	-	-	-	399	-23%	399
	2023	63	29	127	68	44	59	32	52	45	40	34	30	519	▼	623
Misdemeanor	2024	7	23	27	43	18	25	19	51	40	-	-	-	253	16%	253
	2023	19	39	25	10	32	34	22	17	20	14	23	30	218	▲	285
Other	2024	-	-	-	-	1	-	-	-	-	-	-	-	1	0%	1
	2023	-	-	-	-	-	-	1	-	-	-	-	-	1	↔	1
Other Criminally Related Matters	2024	-	9	1	6	21	6	-	16	7	-	-	-	66	61%	66
	2023	-	12	-	-	12	2	-	13	2	7	6	2	41	▲	56
Probates/Wills & Trusts - Level 2	2024	-	1	4	1	-	1	3	1	-	-	-	-	11	38%	11
	2023	-	1	2	-	3	2	-	-	-	-	-	-	8	▲	8
Uncontested Divorce	2024	3	3	5	1	3	2	4	1	-	-	-	-	22	5%	22
	2023	1	2	3	1	2	3	3	5	1	1	1	-	21	▲	23

Dashboard		Monthly Dispositions Summary		Jan --- Sep Dispositions	
<p>Court: Martinsville Circuit Start/End Date: Jan-23 / Sep-24 2023 Average Month: 172 Jan-Sep 2023: 1,591 Dispositions Trending: ▲</p>	<p>Circuit/Court ID: 21 221690 Type of Case: Dispositions 2024 Average Month: 182 Jan-Sep 2024 : 1,637 Overall AVG. Month: 176</p>	<p style="text-align: center; font-weight: bold;">Jan 23 - Sep 24</p>		<div style="display: flex; justify-content: space-around; align-items: center;"> <div style="text-align: center;"> <p style="font-weight: bold; color: #004a87;">1,637</p> <div style="width: 40px; height: 40px; background-color: #f0e68c; margin: 0 auto;"></div> <p style="font-weight: bold; color: #004a87;">2024</p> </div> <div style="text-align: center;"> <p style="font-weight: bold; color: #004a87;">1,591</p> <div style="width: 40px; height: 40px; background-color: #f0e68c; margin: 0 auto;"></div> <p style="font-weight: bold; color: #004a87;">2023</p> </div> </div>	

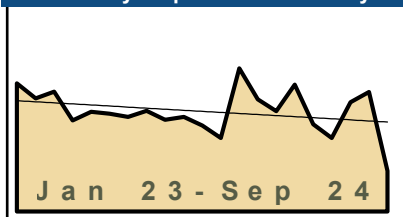
Dispositions by Division																
Divisions		Jan	Feb	Mar	Apr	May	Jun	Jul	Aug	Sep	Oct	Nov	Dec	Thru Sep	% Change	Total
Total	2024	191	226	159	223	136	136	195	238	133	-	-	-	1,637	3%	1,637
	2023	209	208	244	157	140	150	173	139	171	210	149	114	1,591	▲	2,064
Civil	2024	14	6	19	15	1	4	7	4	1	-	-	-	71	-9%	71
	2023	14	5	12	13	5	5	12	9	3	5	7	5	78	▼	95
Criminal	2024	114	147	99	148	77	91	103	172	98	-	-	-	1,049	-4%	1,049
	2023	146	165	135	119	91	113	108	82	138	155	101	84	1,097	▼	1,437
Concealed Handgun Permits	2024	5	19	24	19	16	7	16	5	6	-	-	-	117	-12%	117
	2023	17	14	33	7	13	12	15	11	11	18	10	11	133	▼	172
Miscellaneous/ Other	2024	58	54	17	41	42	34	69	57	28	-	-	-	400	41%	400
	2023	32	24	64	18	31	20	38	37	19	32	31	13	283	▲	359
Others	2024	-	-	-	-	-	-	-	-	-	-	-	-	0	0	0
	2023	-	-	-	-	-	-	-	-	-	-	-	1	0	↔	1

Dispositions by Case Category																
Case Categories		Jan	Feb	Mar	Apr	May	Jun	Jul	Aug	Sep	Oct	Nov	Dec	Thru Sep	% Change	Total
Administrative Law	2024	-	-	1	-	-	-	-	-	-	-	-	-	1	0%	1
	2023	-	-	-	-	-	1	-	-	-	-	-	1	1	↔	2
Capital Murder	2024	-	-	-	-	-	-	-	1	-	-	-	-	1	0%	1
	2023	-	-	1	-	-	-	-	-	-	-	-	-	1	↔	1
Contested Divorce	2024	1	-	2	2	-	-	3	-	-	-	-	-	8	-27%	8
	2023	1	-	1	1	3	1	2	1	1	1	-	-	11	▼	12
Domestic and Family - Level 1	2024	2	-	-	-	-	-	-	-	-	-	-	-	2	-60%	2
	2023	4	-	-	-	-	-	1	-	-	-	-	2	5	▼	7
Domestic and Family - Level 2	2024	1	-	-	-	-	-	-	-	-	-	-	-	1	1	1
	2023	-	-	-	-	-	-	-	-	-	-	-	-	0	↔	0
Felonies and Related Matters	2024	68	76	65	97	43	62	62	128	76	-	-	-	677	-6%	677
	2023	100	103	84	86	68	78	51	45	102	113	62	63	717	▼	955
General Civil - Level 1	2024	-	-	-	2	-	-	-	-	-	-	-	-	2	-33%	2
	2023	-	-	-	-	-	1	2	-	-	-	-	-	3	▼	3
General Civil - Level 2	2024	3	2	2	5	1	3	-	1	-	-	-	-	17	0%	17
	2023	1	1	4	3	1	-	3	3	1	1	1	-	17	↔	19
General Civil - Level 3	2024	6	23	2	5	-	-	2	3	-	-	-	-	41	11%	41
	2023	5	2	5	7	10	1	1	6	-	1	3	1	37	▲	42
Miscellaneous Civil	2024	18	27	29	27	19	14	30	21	14	-	-	-	199	4%	199
	2023	24	18	42	11	18	18	25	19	17	25	15	15	192	▲	247
Misdemeanor	2024	37	30	23	39	17	26	27	29	14	-	-	-	242	7%	242
	2023	26	35	28	25	12	27	22	23	28	31	29	11	226	▲	297
Other	2024	44	24	11	30	38	26	54	38	20	-	-	-	285	42%	285
	2023	25	18	54	12	17	14	26	22	13	24	26	10	201	▲	261
Other Criminally Related Matters	2024	9	41	11	12	17	3	14	14	8	-	-	-	129	-16%	129
	2023	20	27	22	8	11	8	35	14	8	11	10	10	153	▼	184
Probates/Wills & Trusts - Level 2	2024	2	1	10	3	-	2	1	1	-	-	-	-	20	82%	20
	2023	2	4	-	2	-	-	-	2	1	2	1	1	11	▲	15
Uncontested Divorce	2024	-	2	3	1	1	-	2	2	1	-	-	-	12	-25%	12
	2023	1	-	3	2	-	1	5	4	-	1	1	1	16	▼	19

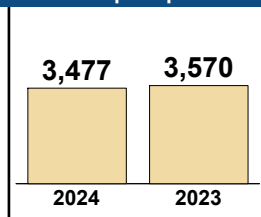
Dashboard

Court: Franklin County Circuit **Circuit/Court ID:** 22 222067
Start/End Date: Jan-23 / Sep-24 **Type of Case:** Dispositions
2023 Average Month: 378 **2024 Average Month:** 386
Jan-Sep 2023: 3,570 **Jan-Sep 2024 :** 3,477
Dispositions Trending: ▼ **Overall AVG. Month:** 382

Monthly Dispositions Summary



Jan --- Sep Dispositions



Dispositions by Division

Divisions		Jan	Feb	Mar	Apr	May	Jun	Jul	Aug	Sep	Oct	Nov	Dec	Thru Sep	% Change	Total
Total	2024	546	427	382	483	332	280	417	455	155	-	-	-	3,477	-3%	3,477
	2023	489	431	457	347	380	373	360	384	349	361	328	280	3,570	▼	4,539
Civil	2024	55	46	41	38	41	31	44	75	24	-	-	-	395	-26%	395
	2023	112	53	64	44	32	49	62	73	44	58	17	70	533	▼	678
Criminal	2024	238	168	181	182	125	153	229	151	52	-	-	-	1,479	-16%	1,479
	2023	244	180	207	218	170	180	204	140	223	197	153	125	1,766	▼	2,241
Concealed Handgun Permits	2024	197	143	82	191	95	23	81	169	51	-	-	-	1,032	-3%	1,032
	2023	113	178	160	71	159	124	61	140	63	79	140	63	1,069	▼	1,351
Miscellaneous/ Other	2024	56	70	78	72	70	73	63	60	28	-	-	-	570	186%	570
	2023	19	20	26	14	18	20	33	31	18	27	18	22	199	▲	266
Others	2024	-	-	-	-	1	-	-	-	-	-	-	-	1	-67%	1
	2023	1	-	-	-	1	-	-	-	1	-	-	-	3	▼	3

Dispositions by Case Category

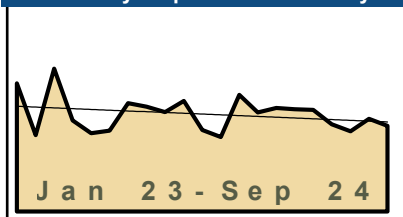
Case Categories		Jan	Feb	Mar	Apr	May	Jun	Jul	Aug	Sep	Oct	Nov	Dec	Thru Sep	% Change	Total
Administrative Law	2024	-	-	1	-	-	-	-	1	-	-	-	-	2	2	2
	2023	-	-	-	-	-	-	-	-	-	-	-	-	0	↔	0
Capital Murder	2024	-	-	1	-	-	-	-	-	-	-	-	-	1	1	1
	2023	-	-	-	-	-	-	-	-	-	-	-	-	0	↔	0
Contested Divorce	2024	6	5	3	5	5	4	7	8	-	-	-	-	43	16%	43
	2023	4	3	6	6	2	5	5	1	5	1	2	4	37	▲	44
Domestic and Family - Level 1	2024	20	8	12	4	14	6	13	28	9	-	-	-	114	-51%	114
	2023	82	16	37	18	8	18	21	32	2	17	6	33	234	▼	290
Domestic and Family - Level 2	2024	2	1	2	2	1	1	1	1	1	-	-	-	12	-54%	12
	2023	2	5	-	-	2	6	1	6	4	1	1	4	26	▼	32
Felonies and Related Matters	2024	194	146	140	145	105	128	191	135	35	-	-	-	1,219	-17%	1,219
	2023	194	138	161	197	144	152	178	112	184	159	119	109	1,460	▼	1,847
General Civil - Level 1	2024	-	-	-	1	-	-	-	-	-	-	-	-	1	-67%	1
	2023	1	1	-	1	-	-	-	-	-	-	-	-	3	▼	3
General Civil - Level 2	2024	10	11	5	8	7	6	4	9	3	-	-	-	63	19%	63
	2023	2	6	5	2	7	4	13	9	5	7	4	5	53	▲	69
General Civil - Level 3	2024	3	7	4	3	5	3	4	6	2	-	-	-	37	-35%	37
	2023	7	9	2	3	4	6	6	6	14	9	3	8	57	▼	77
Miscellaneous Civil	2024	212	163	102	208	112	32	98	184	73	-	-	-	1,184	-4%	1,184
	2023	129	195	183	82	173	141	91	167	77	105	152	82	1,238	▼	1,577
Misdemeanor	2024	43	25	36	33	10	21	33	22	16	-	-	-	239	-11%	239
	2023	44	39	46	18	24	24	23	22	30	34	28	18	270	▼	350
Other	2024	41	47	56	50	51	60	43	40	4	-	-	-	392	3,820%	392
	2023	1	2	-	-	1	-	2	2	2	5	-	-	10	▲	15
Other Criminally Related Matters	2024	3	2	4	5	10	4	10	3	1	-	-	-	42	8%	42
	2023	6	3	2	3	2	4	4	6	9	4	6	3	39	▲	52
Probates/Wills & Trusts - Level 1	2024	-	1	1	-	-	-	-	-	-	-	-	-	2	0%	2
	2023	-	-	-	-	-	-	-	-	2	-	-	-	2	↔	2
Probates/Wills & Trusts - Level 2	2024	1	2	2	4	3	-	3	9	1	-	-	-	25	-29%	25
	2023	4	5	3	5	3	3	1	4	7	5	1	1	35	▼	42
Protective Orders	2024	-	-	1	-	-	-	-	-	1	-	-	-	2	-50%	2
	2023	-	-	-	-	-	1	-	2	1	-	-	1	4	▼	5
Uncontested Divorce	2024	11	9	12	15	9	15	10	9	9	-	-	-	99	-3%	99
	2023	13	9	12	12	10	9	15	13	9	14	6	12	102	▼	134

Dashboard

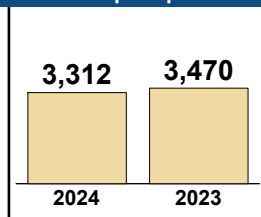
Court: Pittsylvania Circuit
Start/End Date: Jan-23 / Sep-24
2023 Average Month: 374
Jan-Sep 2023: 3,470
Dispositions Trending: ▼

Circuit/Court ID: 22 222143
Type of Case: Dispositions
2024 Average Month: 368
Jan-Sep 2024 : 3,312
Overall AVG. Month: 371

Monthly Dispositions Summary



Jan --- Sep Dispositions



Dispositions by Division

Divisions		Jan	Feb	Mar	Apr	May	Jun	Jul	Aug	Sep	Oct	Nov	Dec	Thru Sep	% Change	Total
Total	2024	445	378	395	390	387	332	306	353	326	-	-	-	3,312	-5%	3,312
	2023	489	291	545	347	298	308	413	400	379	421	311	284	3,470	▼	4,486
Civil	2024	46	27	38	28	56	32	30	50	33	-	-	-	340	4%	340
	2023	31	31	52	37	29	25	52	43	26	19	21	44	326	▲	410
Criminal	2024	81	138	114	113	137	82	129	94	93	-	-	-	981	-13%	981
	2023	100	113	145	117	102	122	121	139	165	182	116	77	1,124	▼	1,499
Concealed Handgun Permits	2024	193	148	174	169	126	109	78	136	114	-	-	-	1,247	-9%	1,247
	2023	254	70	286	122	97	112	186	131	114	164	119	104	1,372	▼	1,759
Miscellaneous/ Other	2024	97	59	69	80	68	109	69	73	85	-	-	-	709	10%	709
	2023	103	77	62	71	69	47	54	87	74	56	55	59	644	▲	814
Others	2024	28	6	-	-	-	-	-	-	1	-	-	-	35	775%	35
	2023	1	-	-	-	1	2	-	-	-	-	-	-	4	▲	4

Dispositions by Case Category

Case Categories		Jan	Feb	Mar	Apr	May	Jun	Jul	Aug	Sep	Oct	Nov	Dec	Thru Sep	% Change	Total
Administrative Law	2024	-	1	-	1	-	-	-	-	-	-	-	-	2	100%	2
	2023	-	-	-	-	-	1	-	-	-	-	-	-	1	▲	1
Capital Murder	2024	-	-	-	-	-	-	-	-	-	-	-	-	0	-100%	0
	2023	-	-	1	-	-	-	-	-	-	-	-	-	1	▼	1
Contested Divorce	2024	4	3	6	3	4	5	2	5	5	-	-	-	37	6%	37
	2023	-	4	10	4	3	2	5	5	2	3	4	11	35	▲	53
Domestic and Family - Level 1	2024	20	11	6	8	23	8	10	28	11	-	-	-	125	19%	125
	2023	10	10	15	16	6	8	28	8	4	1	-	15	105	▲	121
Domestic and Family - Level 2	2024	1	2	10	3	3	3	1	1	2	-	-	-	26	100%	26
	2023	1	-	4	-	4	-	2	1	1	1	4	-	13	▲	18
Felonies and Related Matters	2024	69	98	85	82	109	60	94	65	70	-	-	-	732	-13%	732
	2023	69	88	106	84	72	90	92	107	130	140	87	60	838	▼	1,125
General Civil - Level 1	2024	-	-	-	-	-	-	-	-	1	-	-	-	1	-80%	1
	2023	1	1	1	-	-	-	-	1	1	-	-	-	5	▼	5
General Civil - Level 2	2024	6	3	5	1	5	4	2	2	3	-	-	-	31	-11%	31
	2023	6	2	3	3	4	3	1	10	3	3	2	2	35	▼	42
General Civil - Level 3	2024	2	4	4	4	8	3	4	4	4	-	-	-	37	-10%	37
	2023	4	2	6	4	5	4	4	7	5	4	2	8	41	▼	55
Miscellaneous Civil	2024	209	167	193	187	143	128	95	157	135	-	-	-	1,414	-10%	1,414
	2023	281	96	305	145	112	129	201	170	128	182	138	122	1,567	▼	2,009
Misdemeanor	2024	11	37	24	25	26	11	29	19	17	-	-	-	199	-21%	199
	2023	27	22	34	27	30	29	25	25	34	33	27	17	253	▼	330
Other	2024	109	43	47	62	48	90	53	52	64	-	-	-	568	33%	568
	2023	72	50	45	42	53	30	38	41	57	38	36	39	428	▲	541
Other Criminally Related Matters	2024	2	3	5	6	2	11	6	10	6	-	-	-	51	55%	51
	2023	4	3	4	6	-	3	5	7	1	10	2	3	33	▲	48
Probates/Wills & Trusts - Level 1	2024	-	-	1	-	-	-	-	-	-	-	-	-	1	1	1
	2023	-	-	-	-	-	-	-	-	-	-	-	1	0	↔	1
Probates/Wills & Trusts - Level 2	2024	-	1	2	1	-	1	3	-	1	-	-	-	9	0%	9
	2023	1	1	1	3	-	1	-	2	-	2	1	2	9	↔	14
Uncontested Divorce	2024	12	5	7	7	16	8	7	10	7	-	-	-	79	-25%	79
	2023	13	12	10	13	9	8	12	16	13	4	7	5	106	▼	122

Dashboard		Monthly Dispositions Summary		Jan --- Sep Dispositions	
Court: Danville Circuit	Circuit/Court ID: 22 222590				
Start/End Date: Jan-23 / Sep-24	Type of Case: Dispositions				
2023 Average Month: 448	2024 Average Month: 450				
Jan-Sep 2023: 3,855	Jan-Sep 2024 : 4,052				
Dispositions Trending: ▲	Overall AVG. Month: 449				

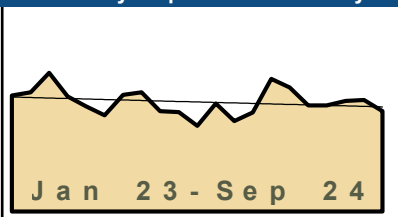
Dispositions by Division																
Divisions		Jan	Feb	Mar	Apr	May	Jun	Jul	Aug	Sep	Oct	Nov	Dec	Thru Sep	% Change	Total
Total	2024	461	438	516	580	372	394	489	376	426	-	-	-	4,052	5%	4,052
	2023	581	401	502	442	402	416	354	483	274	863	351	310	3,855	▲	5,379
Civil	2024	42	36	78	60	41	32	50	35	14	-	-	-	388	50%	388
	2023	35	22	20	27	35	29	18	48	24	52	59	74	258	▲	443
Criminal	2024	243	263	219	311	163	190	259	221	258	-	-	-	2,127	-5%	2,127
	2023	391	227	312	298	165	271	194	259	131	583	189	89	2,248	▼	3,109
Concealed Handgun Permits	2024	44	45	66	48	47	68	54	17	48	-	-	-	437	-13%	437
	2023	69	53	86	25	88	24	49	60	48	37	31	55	502	▼	625
Miscellaneous/ Other	2024	132	94	153	161	121	104	126	101	106	-	-	-	1,098	30%	1,098
	2023	86	98	84	92	114	92	93	116	71	191	72	92	846	▲	1,201
Others	2024	-	-	-	-	-	-	-	2	-	-	-	-	2	100%	2
	2023	-	1	-	-	-	-	-	-	-	-	-	-	1	▲	1

Dispositions by Case Category																
Case Categories		Jan	Feb	Mar	Apr	May	Jun	Jul	Aug	Sep	Oct	Nov	Dec	Thru Sep	% Change	Total
Administrative Law	2024	-	-	-	1	-	-	1	-	-	-	-	-	2	2	2
	2023	-	-	-	-	-	-	-	-	-	1	1	1	0	↔	3
Capital Murder	2024	-	-	3	-	-	-	-	-	-	-	-	-	3	3	3
	2023	-	-	-	-	-	-	-	-	-	-	-	-	0	↔	0
Contested Divorce	2024	4	1	2	1	3	4	3	1	-	-	-	-	19	-32%	19
	2023	3	3	2	3	3	4	2	7	1	5	2	6	28	▼	41
Domestic and Family - Level 1	2024	7	5	40	12	10	8	11	11	-	-	-	-	104	181%	104
	2023	7	3	4	6	2	4	1	8	2	2	15	15	37	▲	69
Domestic and Family - Level 2	2024	3	3	2	13	2	2	-	-	-	-	-	-	25	733%	25
	2023	1	-	1	-	-	1	-	-	-	16	-	11	3	▲	30
Felonies and Related Matters	2024	175	172	148	222	110	119	143	152	199	-	-	-	1,440	-7%	1,440
	2023	260	166	204	207	99	192	128	192	97	293	133	67	1,545	▼	2,038
General Civil - Level 1	2024	2	1	1	-	-	1	3	-	3	-	-	-	11	57%	11
	2023	-	-	-	-	3	-	-	1	3	3	1	2	7	▲	13
General Civil - Level 2	2024	13	7	8	11	13	2	8	5	3	-	-	-	70	43%	70
	2023	6	4	5	5	4	5	5	7	8	25	8	16	49	▲	98
General Civil - Level 3	2024	10	17	15	8	8	8	16	6	9	-	-	-	97	39%	97
	2023	4	8	3	5	12	12	5	15	6	20	13	18	70	▲	121
Miscellaneous Civil	2024	64	59	97	92	63	93	73	28	65	-	-	-	634	-6%	634
	2023	76	74	97	37	99	40	75	119	55	115	38	92	672	▼	917
Misdemeanor	2024	64	91	53	69	36	69	100	58	56	-	-	-	596	-7%	596
	2023	134	53	96	75	58	66	55	74	29	280	60	18	640	▼	998
Other	2024	98	75	118	110	97	77	105	90	85	-	-	-	855	33%	855
	2023	75	76	71	76	101	71	64	50	58	77	59	43	642	▲	821
Other Criminally Related Matters	2024	11	5	15	25	22	4	17	12	4	-	-	-	115	13%	115
	2023	11	9	13	22	11	14	11	5	6	16	6	4	102	▲	128
Probates/Wills & Trusts - Level 1	2024	-	-	-	-	-	-	-	-	-	-	-	-	0	-100%	0
	2023	-	-	-	-	1	-	-	-	-	-	-	1	1	▼	2
Probates/Wills & Trusts - Level 2	2024	3	1	2	1	-	1	1	1	-	-	-	-	10	0%	10
	2023	-	-	-	-	1	-	3	1	5	2	3	2	10	↔	17
Uncontested Divorce	2024	7	1	12	15	8	6	8	12	2	-	-	-	71	45%	71
	2023	4	5	6	6	8	7	5	4	4	8	12	14	49	▲	83

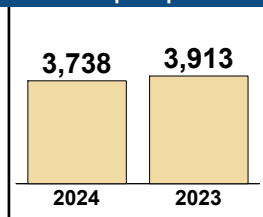
Dashboard

Court: Roanoke County Circuit **Circuit/Court ID:** 23 223161
Start/End Date: Jan-23 / Sep-24 **Type of Case:** Dispositions
2023 Average Month: 419 **2024 Average Month:** 415
Jan-Sep 2023: 3,913 **Jan-Sep 2024 :** 3,738
Dispositions Trending: ▼ **Overall AVG. Month:** 418

Monthly Dispositions Summary



Jan --- Sep Dispositions



Dispositions by Division

Divisions		Jan	Feb	Mar	Apr	May	Jun	Jul	Aug	Sep	Oct	Nov	Dec	Thru Sep	% Change	Total
Total	2024	345	378	505	473	405	404	421	425	382	-	-	-	3,738	-4%	3,738
	2023	442	454	529	439	401	367	444	454	383	379	326	412	3,913	▼	5,030
Civil	2024	43	40	53	58	58	51	61	58	75	-	-	-	497	2%	497
	2023	43	68	61	51	61	40	48	61	52	43	43	44	485	▲	615
Criminal	2024	147	150	195	175	154	151	171	193	142	-	-	-	1,478	6%	1,478
	2023	122	150	201	143	114	120	196	196	149	164	133	162	1,391	▲	1,850
Concealed Handgun Permits	2024	114	151	211	183	153	161	156	131	116	-	-	-	1,376	-17%	1,376
	2023	233	195	224	215	195	164	158	146	120	134	119	176	1,650	▼	2,079
Miscellaneous/ Other	2024	41	37	46	57	40	41	33	43	49	-	-	-	387	0%	387
	2023	44	41	43	30	31	43	42	51	62	38	31	29	387	↔	485
Others	2024	-	-	-	-	-	-	-	-	-	-	-	-	0	0	0
	2023	-	-	-	-	-	-	-	-	-	-	-	1	0	↔	1

Dispositions by Case Category

Case Categories		Jan	Feb	Mar	Apr	May	Jun	Jul	Aug	Sep	Oct	Nov	Dec	Thru Sep	% Change	Total
Administrative Law	2024	-	1	-	-	-	-	-	1	1	-	-	-	3	-50%	3
	2023	-	2	-	-	-	1	2	-	1	-	-	-	6	▼	6
Capital Murder	2024	-	-	-	-	-	1	-	-	-	-	-	-	1	0%	1
	2023	-	-	1	-	-	-	-	-	-	-	-	-	1	↔	1
Contested Divorce	2024	4	1	3	4	6	3	12	5	7	-	-	-	45	-33%	45
	2023	5	11	8	5	11	1	9	8	9	5	3	3	67	▼	78
Domestic and Family - Level 1	2024	3	3	10	5	8	13	4	7	12	-	-	-	65	5%	65
	2023	1	8	5	5	9	9	8	10	7	13	12	6	62	▲	93
Domestic and Family - Level 2	2024	2	3	6	3	5	4	3	3	2	-	-	-	31	48%	31
	2023	2	2	5	2	1	2	3	3	1	4	3	1	21	▲	29
Felonies and Related Matters	2024	111	126	154	144	106	113	120	152	94	-	-	-	1,120	2%	1,120
	2023	85	128	161	113	96	91	156	157	108	128	110	128	1,095	▲	1,461
General Civil - Level 1	2024	2	-	1	1	1	1	-	-	4	-	-	-	10	400%	10
	2023	1	-	-	1	-	-	-	-	-	1	1	-	2	▲	4
General Civil - Level 2	2024	9	6	12	20	12	13	11	11	11	-	-	-	105	11%	105
	2023	14	8	12	11	12	11	5	10	12	4	12	8	95	▲	119
General Civil - Level 3	2024	6	9	4	8	10	8	6	15	11	-	-	-	77	38%	77
	2023	3	10	4	7	5	5	7	12	3	3	3	11	56	▲	73
Miscellaneous Civil	2024	156	184	257	233	189	196	187	172	162	-	-	-	1,736	-14%	1,736
	2023	274	233	266	245	222	202	197	195	181	170	148	202	2,015	▼	2,535
Misdemeanor	2024	22	17	39	24	33	29	40	35	35	-	-	-	274	23%	274
	2023	24	17	29	23	11	22	37	32	27	31	15	23	222	▲	291
Other	2024	-	-	-	1	2	1	2	2	4	-	-	-	12	20%	12
	2023	-	1	2	-	1	1	-	-	5	-	-	2	10	▲	12
Other Criminally Related Matters	2024	14	7	7	7	16	8	11	6	14	-	-	-	90	23%	90
	2023	13	5	10	7	7	7	3	7	14	6	8	11	73	▲	98
Probates/Wills & Trusts - Level 1	2024	-	1	1	1	-	-	2	1	2	-	-	-	8	33%	8
	2023	1	1	-	-	1	1	-	-	2	-	-	-	6	▲	6
Probates/Wills & Trusts - Level 2	2024	4	2	1	7	6	1	2	5	6	-	-	-	34	3%	34
	2023	3	7	3	3	8	2	4	2	1	3	1	2	33	▲	39
Uncontested Divorce	2024	12	18	10	15	11	13	21	10	17	-	-	-	127	-15%	127
	2023	16	21	23	17	17	12	13	18	12	11	10	15	149	▼	185

Dashboard		Monthly Dispositions Summary		Jan --- Sep Dispositions	
<p>Court: Roanoke Circuit Start/End Date: Jan-23 / Sep-24 2023 Average Month: 393 Jan-Sep 2023: 3,666 Dispositions Trending: ▲</p>	<p>Circuit/Court ID: 23 223770 Type of Case: Dispositions 2024 Average Month: 445 Jan-Sep 2024 : 4,006 Overall AVG. Month: 415</p>	<p>Jan 23 - Sep 24</p>		<p>2024: 4,006 2023: 3,666</p>	

Dispositions by Division																
Divisions		Jan	Feb	Mar	Apr	May	Jun	Jul	Aug	Sep	Oct	Nov	Dec	Thru Sep	% Change	Total
Total	2024	714	386	465	479	355	346	472	428	361	-	-	-	4,006	9%	4,006
	2023	379	395	441	364	543	440	351	376	377	372	313	362	3,666	▲	4,713
Civil	2024	163	72	107	132	82	99	106	142	103	-	-	-	1,006	21%	1,006
	2023	58	80	96	83	138	99	68	92	120	90	68	58	834	▲	1,050
Criminal	2024	204	163	190	161	144	134	209	200	142	-	-	-	1,547	3%	1,547
	2023	153	169	203	144	167	188	158	161	161	134	137	177	1,504	▲	1,952
Concealed Handgun Permits	2024	39	100	136	118	72	67	97	31	80	-	-	-	740	-20%	740
	2023	119	122	93	94	162	116	86	79	55	104	82	84	926	▼	1,196
Miscellaneous/ Other	2024	308	51	32	68	57	46	60	54	35	-	-	-	711	77%	711
	2023	49	24	49	43	76	36	39	44	41	44	26	42	401	▲	513
Others	2024	-	-	-	-	-	-	-	1	1	-	-	-	2	100%	2
	2023	-	-	-	-	-	1	-	-	-	-	-	1	1	▲	2

Dispositions by Case Category																
Case Categories		Jan	Feb	Mar	Apr	May	Jun	Jul	Aug	Sep	Oct	Nov	Dec	Thru Sep	% Change	Total
Administrative Law	2024	3	-	1	1	-	-	1	-	-	-	-	-	6	100%	6
	2023	-	2	-	-	-	-	-	-	1	-	-	-	3	▲	3
Capital Murder	2024	-	-	-	-	-	-	-	-	-	-	-	-	0	-100%	0
	2023	1	-	1	-	-	1	2	-	-	-	-	-	5	▼	5
Contested Divorce	2024	16	5	6	9	10	7	3	20	7	-	-	-	83	12%	83
	2023	9	4	8	7	11	6	10	9	10	9	9	6	74	▲	98
Domestic and Family - Level 1	2024	40	8	42	65	26	39	26	43	34	-	-	-	323	39%	323
	2023	-	38	18	19	28	51	5	33	41	25	13	11	233	▲	282
Domestic and Family - Level 2	2024	14	2	10	7	3	7	4	4	4	-	-	-	55	72%	55
	2023	5	3	6	6	5	1	-	5	1	5	4	3	32	▲	44
Felonies and Related Matters	2024	166	126	159	107	92	109	161	154	103	-	-	-	1,177	6%	1,177
	2023	108	136	153	107	120	153	103	123	110	106	91	144	1,113	▲	1,454
General Civil - Level 1	2024	4	2	-	4	2	4	6	2	-	-	-	-	24	-14%	24
	2023	1	3	3	1	2	5	4	3	6	4	2	2	28	▼	36
General Civil - Level 2	2024	36	19	18	12	15	14	16	24	18	-	-	-	172	19%	172
	2023	9	9	22	14	38	14	11	13	15	16	6	20	145	▲	187
General Civil - Level 3	2024	21	17	11	12	10	3	19	10	11	-	-	-	114	39%	114
	2023	11	3	8	10	19	5	7	11	8	7	2	5	82	▲	96
Miscellaneous Civil	2024	336	141	164	181	123	108	152	85	116	-	-	-	1,406	7%	1,406
	2023	164	146	140	138	227	152	124	121	100	151	109	123	1,312	▲	1,695
Misdemeanor	2024	18	19	21	36	31	12	26	43	26	-	-	-	232	0%	232
	2023	17	21	34	22	20	23	37	23	36	17	21	18	233	▼	289
Other	2024	7	-	-	-	-	1	2	1	2	-	-	-	13	86%	13
	2023	-	-	-	1	2	1	1	-	2	-	-	2	7	▲	9
Other Criminally Related Matters	2024	20	22	18	20	21	13	24	16	14	-	-	-	168	8%	168
	2023	27	12	15	16	27	12	16	15	16	11	25	15	156	▲	207
Probates/Wills & Trusts - Level 1	2024	1	-	-	1	-	1	-	-	-	-	-	-	3	0%	3
	2023	1	-	-	1	-	-	-	-	1	-	-	1	3	↔	4
Probates/Wills & Trusts - Level 2	2024	10	1	2	2	2	2	3	3	2	-	-	-	27	-23%	27
	2023	1	2	6	7	7	5	4	1	2	1	1	2	35	▼	39
Protective Orders	2024	-	-	-	-	1	-	-	-	-	-	-	-	1	1	1
	2023	-	-	-	-	-	-	-	-	-	-	-	-	0	↔	0
Uncontested Divorce	2024	22	24	13	22	19	26	29	23	24	-	-	-	202	-1%	202
	2023	25	16	27	15	37	11	27	19	28	20	30	10	205	▼	265

Dashboard		Monthly Dispositions Summary		Jan --- Sep Dispositions			
Court: Salem Circuit Start/End Date: Jan-23 / Sep-24 2023 Average Month: 103 Jan-Sep 2023: 954 Dispositions Trending: ▲	Circuit/Court ID: 23 223775 Type of Case: Dispositions 2024 Average Month: 112 Jan-Sep 2024 : 1,006 Overall AVG. Month: 107	<p>Jan 23 - Sep 24</p>	<table border="1" style="margin: auto;"> <tr> <td style="text-align: center; width: 50px;">1,006</td> <td style="text-align: center; width: 50px;">954</td> </tr> <tr> <td style="text-align: center;">2024</td> <td style="text-align: center;">2023</td> </tr> </table>	1,006	954	2024	2023
1,006	954						
2024	2023						

Dispositions by Division																
Divisions		Jan	Feb	Mar	Apr	May	Jun	Jul	Aug	Sep	Oct	Nov	Dec	Thru Sep	% Change	Total
Total	2024	122	147	76	106	77	78	102	187	111	-	-	-	1,006	5%	1,006
	2023	125	112	117	92	105	109	71	145	78	93	108	81	954	▲	1,236
Civil	2024	21	15	7	18	9	10	18	23	18	-	-	-	139	30%	139
	2023	12	15	14	8	12	12	6	17	11	8	15	12	107	▲	142
Criminal	2024	61	68	28	40	33	35	54	106	44	-	-	-	469	2%	469
	2023	67	50	55	39	56	45	33	76	40	56	42	37	461	▲	596
Concealed Handgun Permits	2024	32	43	35	39	28	30	14	47	35	-	-	-	303	0%	303
	2023	42	35	39	40	27	38	27	35	21	22	39	28	304	▼	393
Miscellaneous/ Other	2024	8	21	6	9	7	3	16	11	14	-	-	-	95	16%	95
	2023	4	12	9	5	10	14	5	17	6	7	12	4	82	▲	105

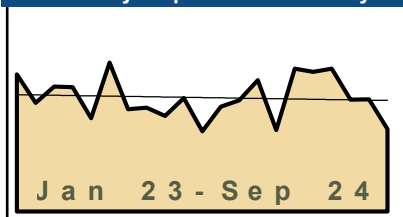
Dispositions by Case Category																
Case Categories		Jan	Feb	Mar	Apr	May	Jun	Jul	Aug	Sep	Oct	Nov	Dec	Thru Sep	% Change	Total
Administrative Law	2024	1	-	-	-	-	-	-	-	-	-	-	-	1	1	1
	2023	-	-	-	-	-	-	-	-	-	-	-	-	-	0	↔
Contested Divorce	2024	-	-	1	3	1	1	1	1	1	-	-	-	9	-55%	9
	2023	1	6	2	2	1	2	2	3	1	-	1	4	20	▼	25
Domestic and Family - Level 1	2024	3	-	2	2	-	1	6	4	5	-	-	-	23	0%	23
	2023	4	1	2	-	5	2	2	3	4	2	4	5	23	↔	34
Domestic and Family - Level 2	2024	1	2	-	1	-	1	3	2	2	-	-	-	12	50%	12
	2023	2	1	1	-	1	-	-	3	-	1	1	-	8	▲	10
Felonies and Related Matters	2024	47	53	23	28	25	27	27	93	40	-	-	-	363	2%	363
	2023	57	38	46	28	42	35	27	52	32	51	36	30	357	▲	474
General Civil - Level 1	2024	-	1	-	-	-	-	-	-	1	-	-	-	2	100%	2
	2023	-	-	-	-	-	-	-	1	-	1	-	-	1	▲	2
General Civil - Level 2	2024	8	12	-	7	1	1	6	5	3	-	-	-	43	79%	43
	2023	3	2	3	4	4	3	1	2	2	1	3	2	24	▲	30
General Civil - Level 3	2024	-	3	2	-	2	1	-	3	3	-	-	-	14	100%	14
	2023	-	-	1	1	-	4	-	1	-	-	2	-	7	▲	9
Miscellaneous Civil	2024	39	53	40	48	35	34	27	58	44	-	-	-	378	2%	378
	2023	46	44	46	44	34	49	31	51	27	28	50	30	372	▲	480
Misdemeanor	2024	9	15	2	6	8	5	26	11	5	-	-	-	87	-5%	87
	2023	10	9	7	10	13	10	6	20	7	5	6	7	92	▼	110
Other	2024	-	1	-	-	1	-	1	-	-	-	-	-	3	3	3
	2023	-	-	-	-	-	-	-	-	-	-	-	-	0	↔	0
Other Criminally Related Matters	2024	6	-	3	6	-	3	1	2	-	-	-	-	21	62%	21
	2023	-	3	2	2	1	-	-	4	1	1	-	-	13	▲	14
Probates/Wills & Trusts - Level 1	2024	-	-	-	-	-	-	-	-	-	-	-	-	0	0	0
	2023	-	-	-	-	-	-	-	-	-	-	-	1	0	↔	1
Probates/Wills & Trusts - Level 2	2024	1	4	-	-	1	-	-	2	1	-	-	-	9	13%	9
	2023	1	2	1	-	1	-	-	1	2	1	2	-	8	▲	11
Uncontested Divorce	2024	7	3	3	5	3	4	4	6	6	-	-	-	41	41%	41
	2023	1	6	6	1	3	4	2	5	1	2	3	2	29	▲	36

Dashboard

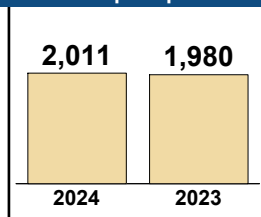
Court: Amherst Circuit
Start/End Date: Jan-23 / Sep-24
2023 Average Month: 212
Jan-Sep 2023: 1,980
Dispositions Trending: ⇌

Circuit/Court ID: 24 224009
Type of Case: Dispositions
2024 Average Month: 223
Jan-Sep 2024 : 2,011
Overall AVG. Month: 217

Monthly Dispositions Summary



Jan --- Sep Dispositions

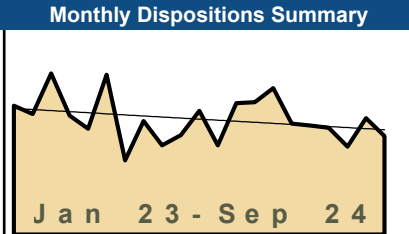


Dispositions by Division

Divisions		Jan	Feb	Mar	Apr	May	Jun	Jul	Aug	Sep	Oct	Nov	Dec	Thru Sep	% Change	Total
Total	2024	212	250	155	272	266	272	213	214	157	-	-	-	2,011	2%	2,011
	2023	261	207	238	237	178	284	195	198	182	216	153	200	1,980	▲	2,549
Civil	2024	9	17	13	24	15	24	19	32	16	-	-	-	169	16%	169
	2023	8	5	34	10	15	47	8	9	10	14	16	11	146	▲	187
Criminal	2024	65	103	56	82	88	102	75	38	63	-	-	-	672	8%	672
	2023	83	64	79	66	62	97	59	56	59	89	20	91	625	▲	825
Concealed Handgun Permits	2024	79	86	34	86	87	49	65	70	39	-	-	-	595	-13%	595
	2023	102	78	66	126	36	80	71	58	63	69	84	46	680	▼	879
Miscellaneous/ Other	2024	59	44	52	80	76	97	54	74	39	-	-	-	575	9%	575
	2023	68	59	59	35	65	59	57	75	50	44	33	52	527	▲	656
Others	2024	-	-	-	-	-	-	-	-	-	-	-	-	0	-100%	0
	2023	-	1	-	-	-	1	-	-	-	-	-	-	2	▼	2

Dispositions by Case Category

Case Categories		Jan	Feb	Mar	Apr	May	Jun	Jul	Aug	Sep	Oct	Nov	Dec	Thru Sep	% Change	Total
Administrative Law	2024	-	-	1	-	-	-	-	-	-	-	-	-	1	1	1
	2023	-	-	-	-	-	-	-	-	-	1	-	1	0	↔	2
Capital Murder	2024	-	-	-	-	1	-	-	-	1	-	-	-	2	2	2
	2023	-	-	-	-	-	-	-	-	-	1	-	-	0	↔	1
Contested Divorce	2024	-	1	1	2	2	2	1	1	1	-	-	-	11	22%	11
	2023	2	-	2	2	-	1	2	-	-	-	2	2	9	▲	13
Domestic and Family - Level 1	2024	1	7	4	6	-	6	6	22	2	-	-	-	54	2%	54
	2023	-	-	28	-	7	17	-	-	1	6	2	5	53	▲	66
Domestic and Family - Level 2	2024	-	1	-	4	-	1	-	5	-	-	-	-	11	38%	11
	2023	-	-	1	1	1	2	1	1	1	1	2	1	8	▲	12
Felonies and Related Matters	2024	46	79	41	54	33	51	55	26	28	-	-	-	413	9%	413
	2023	50	50	39	40	37	61	41	23	39	33	16	52	380	▲	481
General Civil - Level 1	2024	-	-	-	-	-	-	1	-	-	-	-	-	1	1	1
	2023	-	-	-	-	-	-	-	-	-	-	-	-	0	↔	0
General Civil - Level 2	2024	-	3	2	4	5	8	4	2	2	-	-	-	30	36%	30
	2023	3	4	1	1	-	3	4	2	4	1	4	-	22	▲	27
General Civil - Level 3	2024	2	1	3	4	5	-	1	-	6	-	-	-	22	83%	22
	2023	1	-	2	2	2	3	1	1	2	3	1	1	12	▲	17
Miscellaneous Civil	2024	87	91	42	107	102	73	78	80	45	-	-	-	705	-7%	705
	2023	107	91	77	130	43	88	82	66	71	82	88	52	755	▼	977
Misdemeanor	2024	15	21	5	27	12	29	19	8	30	-	-	-	166	3%	166
	2023	20	10	31	21	15	27	8	17	12	14	3	35	161	▲	213
Other	2024	51	38	43	57	60	70	41	64	33	-	-	-	457	2%	457
	2023	63	47	47	30	57	52	45	67	42	29	29	46	450	▲	554
Other Criminally Related Matters	2024	4	3	10	1	42	23	1	4	4	-	-	-	92	-2%	92
	2023	14	4	9	5	10	18	10	16	8	41	1	4	94	▼	140
Probates/Wills & Trusts - Level 1	2024	-	-	-	-	-	1	-	-	-	-	-	-	1	0%	1
	2023	-	-	-	1	-	-	-	-	-	-	-	-	1	↔	1
Probates/Wills & Trusts - Level 2	2024	2	-	2	-	1	1	1	1	2	-	-	-	10	67%	10
	2023	-	-	1	-	2	1	-	1	1	-	1	-	6	▲	7
Uncontested Divorce	2024	4	5	1	6	3	7	5	1	3	-	-	-	35	21%	35
	2023	1	1	2	4	4	11	1	4	1	4	4	1	29	▲	38

Dashboard		Monthly Dispositions Summary		Jan --- Sep Dispositions					
<p>Court: Bedford Circuit Start/End Date: Jan-23 / Sep-24 2023 Average Month: 440 Jan-Sep 2023: 4,084 Dispositions Trending: ▼</p>	<p>Circuit/Court ID: 24 224019 Type of Case: Dispositions 2024 Average Month: 440 Jan-Sep 2024 : 3,961 Overall AVG. Month: 440</p>	 <p>Jan 23 - Sep 24</p>		<table border="1" style="margin: auto;"> <tr> <td style="text-align: center; width: 50px;">3,961</td> <td style="text-align: center; width: 50px;">4,084</td> </tr> <tr> <td style="text-align: center;">2024</td> <td style="text-align: center;">2023</td> </tr> </table>		3,961	4,084	2024	2023
3,961	4,084								
2024	2023								

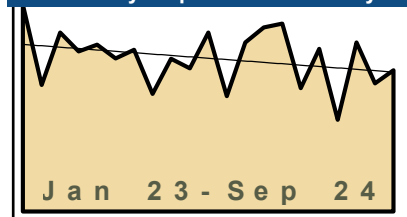
Dispositions by Division																
Divisions		Jan	Feb	Mar	Apr	May	Jun	Jul	Aug	Sep	Oct	Nov	Dec	Thru Sep	% Change	Total
Total	2024	501	504	558	423	415	407	335	443	375	-	-	-	3,961	-3%	3,961
	2023	491	459	614	453	403	609	282	433	340	379	471	340	4,084	▼	5,274
Civil	2024	49	57	47	67	50	59	52	62	45	-	-	-	488	-4%	488
	2023	63	85	52	69	52	65	27	53	41	50	87	67	507	▼	711
Criminal	2024	128	145	134	161	128	123	60	97	113	-	-	-	1,089	10%	1,089
	2023	117	65	125	59	145	178	83	100	119	133	113	63	991	▲	1,300
Concealed Handgun Permits	2024	235	232	305	133	182	151	153	202	168	-	-	-	1,761	-13%	1,761
	2023	262	251	359	272	134	292	110	223	124	142	221	147	2,027	▼	2,537
Miscellaneous/ Other	2024	89	70	72	61	55	74	70	82	49	-	-	-	622	11%	622
	2023	49	58	78	53	72	74	62	57	56	54	50	62	559	▲	725
Others	2024	-	-	-	1	-	-	-	-	-	-	-	-	1	1	1
	2023	-	-	-	-	-	-	-	-	-	-	-	-	0	↔	1

Dispositions by Case Category																
Case Categories		Jan	Feb	Mar	Apr	May	Jun	Jul	Aug	Sep	Oct	Nov	Dec	Thru Sep	% Change	Total
Administrative Law	2024	-	-	-	-	-	1	-	-	-	-	-	-	1	-67%	1
	2023	1	1	-	-	-	-	-	1	-	-	-	-	3	▼	3
Capital Murder	2024	-	-	-	-	1	-	-	-	-	-	-	-	1	-50%	1
	2023	2	-	-	-	-	-	-	-	-	-	-	-	2	▼	2
Contested Divorce	2024	2	11	8	5	2	4	7	4	3	-	-	-	46	-19%	46
	2023	6	15	6	3	3	12	-	6	6	2	7	4	57	▼	70
Domestic and Family - Level 1	2024	15	2	9	20	17	14	18	22	11	-	-	-	128	15%	128
	2023	6	37	6	23	10	8	-	16	5	8	28	13	111	▲	160
Domestic and Family - Level 2	2024	4	12	4	4	3	4	4	2	2	-	-	-	39	-13%	39
	2023	8	6	6	6	4	3	4	3	5	6	8	7	45	▼	66
Felonies and Related Matters	2024	102	124	73	110	96	106	35	69	65	-	-	-	780	15%	780
	2023	78	52	86	42	105	100	60	81	75	103	72	51	679	▲	905
General Civil - Level 1	2024	-	-	-	1	1	-	-	-	-	-	-	-	2	-50%	2
	2023	1	-	2	1	-	-	-	-	1	1	-	2	4	▼	7
General Civil - Level 2	2024	7	12	11	14	7	17	9	13	10	-	-	-	100	27%	100
	2023	18	8	2	11	8	14	6	8	4	21	6	28	79	▲	134
General Civil - Level 3	2024	9	3	2	6	1	11	4	4	7	-	-	-	47	-18%	47
	2023	2	1	6	3	7	6	13	15	4	1	8	5	57	▼	71
Miscellaneous Civil	2024	279	264	340	158	199	187	177	248	195	-	-	-	2,047	-11%	2,047
	2023	288	282	403	299	162	325	142	251	157	167	246	177	2,309	▼	2,899
Misdemeanor	2024	17	14	34	29	23	13	15	13	38	-	-	-	196	28%	196
	2023	26	13	24	8	12	18	13	13	26	17	25	8	153	▲	203
Other	2024	41	41	33	37	38	26	43	36	18	-	-	-	313	21%	313
	2023	16	25	36	23	42	39	28	28	21	28	23	27	258	▲	336
Other Criminally Related Matters	2024	9	7	27	22	13	4	10	17	11	-	-	-	120	-28%	120
	2023	11	1	17	12	31	60	10	6	18	13	18	4	166	▼	201
Probates/Wills & Trusts - Level 1	2024	-	-	-	-	1	-	-	-	-	-	-	-	1	-86%	1
	2023	2	2	1	-	-	1	-	1	-	2	-	1	7	▼	10
Probates/Wills & Trusts - Level 2	2024	1	4	5	1	2	1	2	3	3	-	-	-	22	-35%	22
	2023	3	2	5	3	3	9	-	2	7	4	5	2	34	▼	45
Uncontested Divorce	2024	15	10	12	16	11	19	11	12	12	-	-	-	118	-2%	118
	2023	24	14	14	19	16	14	6	2	11	6	25	11	120	▼	162

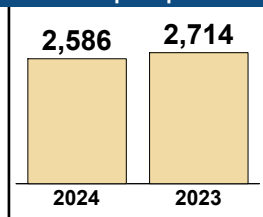
Dashboard

Court: Campbell Circuit
Circuit/Court ID: 24 224031
Start/End Date: Jan-23 / Sep-24
Type of Case: Dispositions
2023 Average Month: 296
2024 Average Month: 287
Jan-Sep 2023: 2,714
Jan-Sep 2024 : 2,586
Dispositions Trending: ▼
Overall AVG. Month: 292

Monthly Dispositions Summary



Jan --- Sep Dispositions



Dispositions by Division

Divisions		Jan	Feb	Mar	Apr	May	Jun	Jul	Aug	Sep	Oct	Nov	Dec	Thru Sep	% Change	Total
Total	2024	322	351	358	235	310	175	322	244	269	-	-	-	2,586	-5%	2,586
	2023	394	241	341	305	318	292	308	224	291	273	341	220	2,714	▼	3,548
Civil	2024	45	35	35	23	18	20	42	38	30	-	-	-	286	-17%	286
	2023	48	28	44	33	37	32	49	31	43	30	49	17	345	▼	441
Criminal	2024	116	90	119	60	132	72	88	63	80	-	-	-	820	-6%	820
	2023	106	61	90	77	109	148	99	93	93	112	129	51	876	▼	1,168
Concealed Handgun Permits	2024	123	189	151	115	128	60	156	105	103	-	-	-	1,130	-7%	1,130
	2023	208	136	169	166	139	77	111	72	132	102	124	127	1,210	▼	1,563
Miscellaneous/ Other	2024	38	37	53	37	32	23	36	38	55	-	-	-	349	23%	349
	2023	32	16	38	29	33	35	49	28	23	29	39	25	283	▲	376
Others	2024	-	-	-	-	-	-	-	-	1	-	-	-	1	1	1
	2023	-	-	-	-	-	-	-	-	-	-	-	-	0	↔	0

Dispositions by Case Category

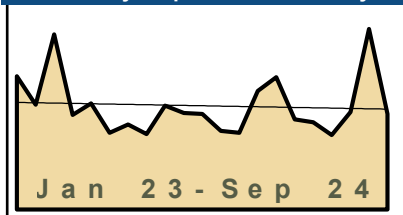
Case Categories		Jan	Feb	Mar	Apr	May	Jun	Jul	Aug	Sep	Oct	Nov	Dec	Thru Sep	% Change	Total
Administrative Law	2024	-	-	-	-	-	-	-	-	-	-	-	-	0	-100%	0
	2023	-	-	-	-	-	-	-	-	1	-	-	-	1	▼	1
Contested Divorce	2024	5	6	7	3	4	3	5	7	2	-	-	-	42	11%	42
	2023	1	5	6	3	6	2	5	5	5	1	-	-	38	▲	39
Domestic and Family - Level 1	2024	6	4	2	2	1	2	6	4	6	-	-	-	33	-35%	33
	2023	10	8	8	3	5	5	5	3	4	1	17	5	51	▼	74
Domestic and Family - Level 2	2024	1	2	-	1	2	-	3	2	1	-	-	-	12	-37%	12
	2023	4	-	3	2	3	3	1	1	2	3	9	-	19	▼	31
Felonies and Related Matters	2024	67	54	67	36	78	45	41	37	37	-	-	-	462	-11%	462
	2023	47	36	61	40	66	89	52	66	61	84	63	32	518	▼	697
General Civil - Level 1	2024	1	-	1	-	-	-	1	-	-	-	-	-	3	200%	3
	2023	-	-	-	-	-	1	-	-	-	-	1	-	1	▲	2
General Civil - Level 2	2024	8	4	8	5	7	2	10	6	4	-	-	-	54	-30%	54
	2023	8	2	9	7	7	5	14	9	16	8	6	3	77	▼	94
General Civil - Level 3	2024	20	18	15	3	5	6	13	13	19	-	-	-	112	67%	112
	2023	6	1	12	4	3	4	25	6	6	11	10	9	67	▲	97
Miscellaneous Civil	2024	141	202	172	132	144	71	173	119	131	-	-	-	1,285	-7%	1,285
	2023	225	144	182	187	161	104	142	90	144	118	145	136	1,379	▼	1,778
Misdemeanor	2024	43	32	48	21	50	27	42	23	38	-	-	-	324	1%	324
	2023	54	22	22	36	37	58	40	28	23	27	61	19	320	▲	427
Other	2024	8	13	24	19	12	9	14	22	22	-	-	-	143	57%	143
	2023	16	8	16	8	10	10	7	7	9	12	6	8	91	▲	117
Other Criminally Related Matters	2024	7	4	5	3	4	-	5	3	6	-	-	-	37	-5%	37
	2023	5	3	7	1	6	1	7	-	9	1	5	-	39	▼	45
Probates/Wills & Trusts - Level 1	2024	-	-	1	-	-	-	-	-	1	-	-	-	2	-50%	2
	2023	2	-	-	-	1	-	-	-	1	1	-	-	4	▼	5
Probates/Wills & Trusts - Level 2	2024	2	3	1	-	1	-	3	3	-	-	-	-	13	8%	13
	2023	5	2	3	-	-	1	-	-	1	-	-	-	12	▲	12
Protective Orders	2024	-	1	-	-	-	-	-	-	-	-	-	-	1	1	1
	2023	-	-	-	-	-	-	-	-	-	-	-	-	0	↔	0
Uncontested Divorce	2024	13	8	7	10	2	10	6	5	2	-	-	-	63	-35%	63
	2023	11	10	12	14	13	9	10	9	9	6	18	8	97	▼	129

Dashboard

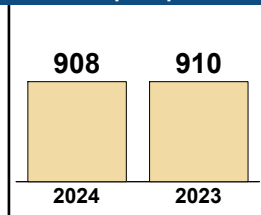
Court: Nelson Circuit
Start/End Date: Jan-23 / Sep-24
2023 Average Month: 97
Jan-Sep 2023: 910
Dispositions Trending: ↔

Circuit/Court ID: 24 224125
Type of Case: Dispositions
2024 Average Month: 101
Jan-Sep 2024 : 908
Overall AVG. Month: 99

Monthly Dispositions Summary



Jan --- Sep Dispositions



Dispositions by Division

Divisions		Jan	Feb	Mar	Apr	May	Jun	Jul	Aug	Sep	Oct	Nov	Dec	Thru Sep	% Change	Total
Total	2024	73	113	126	86	83	71	93	172	91	-	-	-	908	0%	908
	2023	127	100	167	90	101	73	81	72	99	92	91	75	910	▼	1,168
Civil	2024	4	10	11	9	12	4	12	9	8	-	-	-	79	-6%	79
	2023	5	5	12	5	20	12	7	8	10	7	9	8	84	▼	108
Criminal	2024	25	44	82	18	43	39	44	135	60	-	-	-	490	8%	490
	2023	47	58	96	50	36	41	41	36	47	66	41	26	452	▲	585
Concealed Handgun Permits	2024	38	39	23	50	19	25	27	19	17	-	-	-	257	-13%	257
	2023	66	29	48	26	37	12	23	17	39	15	33	37	297	▼	382
Miscellaneous/ Other	2024	5	20	10	9	9	3	10	9	6	-	-	-	81	5%	81
	2023	9	8	11	9	8	8	10	11	3	4	7	4	77	▲	92
Others	2024	1	-	-	-	-	-	-	-	-	-	-	-	1	1	1
	2023	-	-	-	-	-	-	-	-	-	-	1	-	0	↔	1

Dispositions by Case Category

Case Categories		Jan	Feb	Mar	Apr	May	Jun	Jul	Aug	Sep	Oct	Nov	Dec	Thru Sep	% Change	Total
Administrative Law	2024	-	1	-	-	-	-	-	-	1	-	-	-	2	100%	2
	2023	-	1	-	-	-	-	-	-	-	-	-	-	1	▲	1
Contested Divorce	2024	-	-	1	4	-	-	2	-	-	-	-	-	7	-30%	7
	2023	-	1	4	-	-	2	3	-	-	-	-	-	10	▼	10
Domestic and Family - Level 1	2024	-	3	-	-	2	-	1	3	-	-	-	-	9	-18%	9
	2023	-	-	2	2	3	1	2	-	1	2	1	2	11	▼	16
Domestic and Family - Level 2	2024	1	-	-	-	-	-	-	1	-	-	-	-	2	-33%	2
	2023	-	-	-	-	-	1	-	1	1	1	-	-	3	▼	4
Felonies and Related Matters	2024	14	30	41	16	29	21	32	59	56	-	-	-	298	10%	298
	2023	18	40	66	27	23	29	29	24	16	59	19	11	272	▲	361
General Civil - Level 1	2024	-	-	-	-	-	-	-	-	1	-	-	-	1	0%	1
	2023	-	-	-	-	1	-	-	-	-	-	-	2	1	↔	3
General Civil - Level 2	2024	-	5	3	4	3	2	2	2	3	-	-	-	24	41%	24
	2023	-	2	3	1	5	1	-	4	1	1	5	1	17	▲	24
General Civil - Level 3	2024	2	4	2	3	5	-	2	2	3	-	-	-	23	-4%	23
	2023	5	1	4	1	6	3	-	3	1	1	1	3	24	▼	29
Miscellaneous Civil	2024	41	52	33	57	28	28	37	27	22	-	-	-	325	-11%	325
	2023	74	35	57	34	45	21	34	25	42	19	40	40	367	▼	466
Misdemeanor	2024	3	10	12	2	13	8	7	71	-	-	-	-	126	2%	126
	2023	28	16	24	14	7	9	9	11	6	6	19	8	124	▲	157
Other	2024	1	-	1	-	-	-	-	-	-	-	-	-	2	-33%	2
	2023	-	-	-	-	2	-	-	-	1	1	2	-	3	▼	6
Other Criminally Related Matters	2024	8	4	29	-	1	10	5	5	4	-	-	-	66	14%	66
	2023	1	2	6	10	7	3	3	1	25	1	3	7	58	▲	69
Probates/Wills & Trusts - Level 1	2024	-	1	-	-	1	-	1	-	-	-	-	-	3	200%	3
	2023	1	-	-	-	-	-	-	-	-	-	-	-	1	▲	1
Probates/Wills & Trusts - Level 2	2024	-	1	-	-	1	-	-	1	-	-	-	-	3	50%	3
	2023	-	-	-	1	-	-	-	-	1	-	1	1	2	▲	4
Uncontested Divorce	2024	3	2	4	-	-	2	4	1	1	-	-	-	17	6%	17
	2023	-	2	1	-	2	3	1	3	4	1	-	-	16	▲	17

CPSS-CCMS-10.11 CASELOAD STATISTICS OF THE CIRCUIT COURTS

Lynchburg

January 2023 -- September 2024 Dispositions

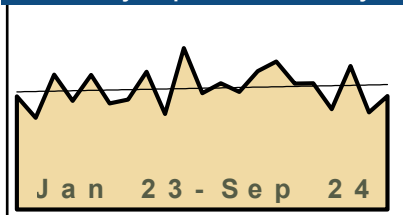
Alexandria and Fairfax Circuit are not Included in State Totals

Dashboard

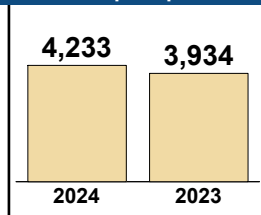
Court: Lynchburg Circuit
Start/End Date: Jan-23 / Sep-24
2023 Average Month: 456
Jan-Sep 2023: 3,934
Dispositions Trending: ▲

Circuit/Court ID: 24 224680
Type of Case: Dispositions
2024 Average Month: 470
Jan-Sep 2024 : 4,233
Overall AVG. Month: 462

Monthly Dispositions Summary



Jan --- Sep Dispositions



Dispositions by Division

Divisions		Jan	Feb	Mar	Apr	May	Jun	Jul	Aug	Sep	Oct	Nov	Dec	Thru Sep	% Change	Total
Total	2024	448	527	564	480	481	383	547	370	433	-	-	-	4,233	8%	4,233
	2023	431	349	514	414	513	405	419	525	364	615	443	481	3,934	▲	5,473
Civil	2024	67	81	101	62	94	73	109	46	60	116	67	81	693	12%	693
	2023	67	60	60	64	74	85	70	86	53	116	67	81	619	▲	883
Criminal	2024	228	208	278	232	208	181	313	208	247	-	-	-	2,103	12%	2,103
	2023	193	154	279	181	243	190	220	264	154	365	221	230	1,878	▲	2,694
Concealed Handgun Permits	2024	59	114	79	85	88	56	67	52	72	-	-	-	672	-18%	672
	2023	111	81	100	91	137	80	69	70	76	64	65	88	815	▼	1,032
Miscellaneous/ Other	2024	94	124	106	101	90	73	58	64	54	-	-	-	764	24%	764
	2023	59	53	75	77	59	48	60	105	81	70	90	82	617	▲	859
Others	2024	-	-	-	-	1	-	-	-	-	-	-	-	1	-80%	1
	2023	1	1	-	1	-	2	-	-	-	-	-	-	5	▼	5

Dispositions by Case Category

Case Categories		Jan	Feb	Mar	Apr	May	Jun	Jul	Aug	Sep	Oct	Nov	Dec	Thru Sep	% Change	Total
Administrative Law	2024	-	-	1	-	1	1	-	-	-	-	-	-	3	50%	3
	2023	1	-	-	-	-	1	-	-	-	1	-	-	2	▲	3
Capital Murder	2024	-	1	-	-	-	1	-	1	-	-	-	-	3	3	3
	2023	-	-	-	-	-	-	-	-	-	-	-	-	0	↔	0
Contested Divorce	2024	5	3	7	5	7	11	3	3	5	-	-	-	49	-22%	49
	2023	8	8	5	9	11	4	5	8	5	5	8	6	63	▼	82
Domestic and Family - Level 1	2024	20	17	30	12	22	10	43	3	16	-	-	-	173	52%	173
	2023	4	16	5	17	11	19	22	16	4	56	14	21	114	▲	205
Domestic and Family - Level 2	2024	3	6	5	1	4	1	3	8	3	-	-	-	34	6%	34
	2023	1	3	5	5	6	3	2	4	3	2	6	1	32	▲	41
Felonies and Related Matters	2024	142	111	175	147	124	84	187	98	131	-	-	-	1,199	12%	1,199
	2023	84	91	161	107	153	105	128	155	83	280	133	135	1,067	▲	1,615
General Civil - Level 1	2024	2	1	1	-	1	1	2	-	1	-	-	-	9	-31%	9
	2023	1	1	3	-	3	-	1	1	3	3	4	1	13	▼	21
General Civil - Level 2	2024	10	25	19	12	19	11	12	8	15	-	-	-	131	2%	131
	2023	14	11	16	7	12	14	12	25	17	12	17	15	128	▲	172
General Civil - Level 3	2024	6	9	14	10	9	17	20	5	8	-	-	-	98	18%	98
	2023	12	6	14	11	9	12	4	11	4	3	7	12	83	▲	105
Miscellaneous Civil	2024	93	165	120	129	118	91	104	95	110	-	-	-	1,025	-8%	1,025
	2023	137	102	144	126	156	105	99	125	117	96	96	117	1,111	▼	1,420
Misdemeanor	2024	74	74	78	71	87	81	109	96	104	-	-	-	774	21%	774
	2023	82	47	100	64	72	63	79	75	58	77	78	80	640	▲	875
Other	2024	58	63	66	56	59	34	16	20	11	-	-	-	383	21%	383
	2023	32	33	28	38	38	29	30	49	39	37	57	53	316	▲	463
Other Criminally Related Matters	2024	15	25	25	21	12	17	28	13	15	-	-	-	171	-13%	171
	2023	29	16	18	17	20	25	15	35	21	24	15	19	196	▼	254
Probates/Wills & Trusts - Level 1	2024	1	-	-	-	-	-	1	-	-	-	-	-	2	2	2
	2023	-	-	-	-	-	-	-	-	-	-	-	1	0	↔	1
Probates/Wills & Trusts - Level 2	2024	1	3	2	3	2	2	1	4	2	-	-	-	20	-9%	20
	2023	9	3	-	2	2	3	-	3	-	3	1	2	22	▼	28
Protective Orders	2024	-	2	-	-	-	-	-	-	-	-	-	-	2	2	2
	2023	-	-	-	-	-	-	-	-	-	-	-	-	0	↔	0
Uncontested Divorce	2024	18	22	21	13	16	21	18	16	12	-	-	-	157	7%	157
	2023	17	12	15	11	20	22	22	18	10	16	7	18	147	▲	188

This report reflects data in the case management system. Numbers will update accordingly as reports are refreshed and posted.

CPSS-CCMS-10.11 CASELOAD STATISTICS OF THE CIRCUIT COURTS

Alleghany

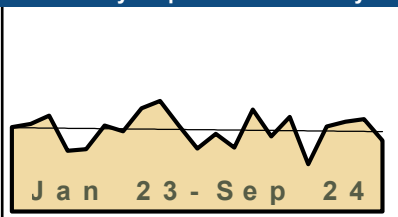
January 2023 -- September 2024 Dispositions

Alexandria and Fairfax Circuit are not Included in State Totals

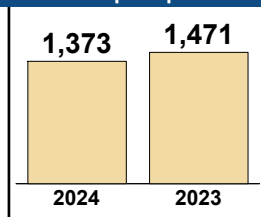
Dashboard

Court: Alleghany Circuit
Circuit/Court ID: 25 225005
Start/End Date: Jan-23 / Sep-24
Type of Case: Dispositions
2023 Average Month: 159
2024 Average Month: 153
Jan-Sep 2023: 1,471
Jan-Sep 2024 : 1,373
Dispositions Trending: ▼
Overall AVG. Month: 156

Monthly Dispositions Summary



Jan --- Sep Dispositions



Dispositions by Division

Divisions		Jan	Feb	Mar	Apr	May	Jun	Jul	Aug	Sep	Oct	Nov	Dec	Thru Sep	% Change	Total
Total	2024	122	194	143	180	90	162	171	176	135	-	-	-	1,373	-7%	1,373
	2023	161	167	183	116	119	164	153	197	211	164	120	148	1,471	▼	1,903
Civil	2024	10	42	10	7	6	11	8	6	8	-	-	-	108	-9%	108
	2023	15	7	16	14	4	9	13	17	24	5	15	12	119	▼	151
Criminal	2024	61	76	79	128	65	126	107	126	66	-	-	-	834	0%	834
	2023	87	79	80	44	66	109	93	130	145	109	57	85	833	▲	1,084
Concealed Handgun Permits	2024	40	41	46	35	17	24	40	26	49	-	-	-	318	-25%	318
	2023	50	71	78	48	35	29	36	39	37	37	33	42	423	▼	535
Miscellaneous/ Other	2024	11	35	8	10	2	1	15	18	12	-	-	-	112	19%	112
	2023	9	10	8	10	13	17	11	11	5	13	15	9	94	▲	131
Others	2024	-	-	-	-	-	-	1	-	-	-	-	-	1	-50%	1
	2023	-	-	1	-	1	-	-	-	-	-	-	-	2	▼	2

Dispositions by Case Category

Case Categories		Jan	Feb	Mar	Apr	May	Jun	Jul	Aug	Sep	Oct	Nov	Dec	Thru Sep	% Change	Total
Capital Murder	2024	-	-	-	-	-	-	-	-	-	-	-	-	0	0	0
	2023	-	-	-	-	-	-	-	-	-	-	-	2	0	↔	2
Contested Divorce	2024	2	5	2	1	2	3	2	-	-	-	-	-	17	21%	17
	2023	2	-	-	2	1	1	1	4	3	-	4	1	14	▲	19
Domestic and Family - Level 1	2024	2	1	1	-	-	-	1	-	2	-	-	-	7	-22%	7
	2023	1	-	1	1	-	-	1	-	5	1	3	1	9	▼	14
Domestic and Family - Level 2	2024	-	1	-	-	2	1	-	-	-	-	-	-	4	-43%	4
	2023	1	-	2	1	-	-	1	2	-	-	-	-	7	▼	7
Felonies and Related Matters	2024	37	52	59	79	47	90	77	86	49	-	-	-	576	-4%	576
	2023	52	52	52	37	44	84	65	103	108	77	44	56	597	▼	774
General Civil - Level 1	2024	-	2	-	1	-	-	-	1	-	-	-	-	4	300%	4
	2023	-	-	-	1	-	-	-	-	-	1	-	2	1	▲	4
General Civil - Level 2	2024	1	14	2	1	1	-	1	-	1	-	-	-	21	31%	21
	2023	1	2	4	2	1	2	2	1	1	-	-	1	16	▲	17
General Civil - Level 3	2024	-	9	-	-	-	2	2	-	3	-	-	-	16	-41%	16
	2023	6	-	2	2	-	1	3	3	10	-	4	1	27	▼	32
Miscellaneous Civil	2024	50	66	53	45	19	25	54	44	61	-	-	-	417	-18%	417
	2023	58	81	86	56	46	45	44	50	42	50	45	50	508	▼	653
Misdemeanor	2024	21	22	13	44	13	27	26	34	16	-	-	-	216	0%	216
	2023	30	24	22	7	21	25	27	25	34	30	13	23	215	▲	281
Other	2024	1	2	-	-	-	-	1	-	-	-	-	-	4	33%	4
	2023	-	-	1	-	1	1	-	-	-	-	-	-	3	▲	3
Other Criminally Related Matters	2024	3	2	7	5	5	9	4	6	1	-	-	-	42	91%	42
	2023	5	3	6	-	1	-	1	3	3	2	-	4	22	▲	28
Probates/Wills & Trusts - Level 1	2024	-	4	-	-	-	-	-	-	-	-	-	-	4	300%	4
	2023	-	-	-	1	-	-	-	-	-	-	-	-	1	▲	1
Probates/Wills & Trusts - Level 2	2024	1	-	1	1	-	1	-	1	-	-	-	-	5	-29%	5
	2023	-	-	2	-	-	2	2	1	-	-	-	1	7	▼	8
Uncontested Divorce	2024	4	14	5	3	1	4	3	4	2	-	-	-	40	-9%	40
	2023	5	5	5	6	4	3	6	5	5	3	7	6	44	▼	60

This report reflects data in the case management system. Numbers will update accordingly as reports are refreshed and posted.

Dashboard		Monthly Dispositions Summary		Jan --- Sep Dispositions	
<p>Court: Augusta Circuit Start/End Date: Jan-23 / Sep-24 2023 Average Month: 486 Jan-Sep 2023: 4,472 Dispositions Trending: ▲</p>	<p>Circuit/Court ID: 25 225015 Type of Case: Dispositions 2024 Average Month: 536 Jan-Sep 2024 : 4,822 Overall AVG. Month: 508</p>	<p style="text-align: center; font-weight: bold;">Jan 23 - Sep 24</p>		<div style="display: flex; justify-content: space-around;"> <div style="text-align: center;"> <p style="font-weight: bold; color: #004a87;">4,822</p> <div style="width: 40px; height: 40px; background-color: #f0e68c; margin: 0 auto;"></div> <p style="font-weight: bold; color: #004a87;">2024</p> </div> <div style="text-align: center;"> <p style="font-weight: bold; color: #004a87;">4,472</p> <div style="width: 40px; height: 40px; background-color: #f0e68c; margin: 0 auto;"></div> <p style="font-weight: bold; color: #004a87;">2023</p> </div> </div>	

Dispositions by Division																
Divisions		Jan	Feb	Mar	Apr	May	Jun	Jul	Aug	Sep	Oct	Nov	Dec	Thru Sep	% Change	Total
Total	2024	678	762	563	515	517	449	437	457	444	-	-	-	4,822	8%	4,822
	2023	509	509	697	463	548	367	395	509	475	463	432	470	4,472	▲	5,837
Civil	2024	140	244	61	45	55	65	76	49	47	-	-	-	782	75%	782
	2023	43	27	76	38	37	56	44	82	43	81	39	78	446	▲	644
Criminal	2024	217	203	173	224	173	208	167	165	205	-	-	-	1,735	4%	1,735
	2023	216	167	209	184	217	124	125	218	202	176	155	161	1,662	▲	2,154
Concealed Handgun Permits	2024	166	217	263	173	186	114	108	166	127	-	-	-	1,520	-4%	1,520
	2023	161	232	316	168	208	96	140	107	150	129	160	125	1,578	▼	1,992
Miscellaneous/ Other	2024	144	90	61	68	99	55	84	68	58	-	-	-	727	-6%	727
	2023	87	82	94	70	85	89	86	98	80	77	74	101	771	▼	1,023
Others	2024	11	8	5	5	4	7	2	9	7	-	-	-	58	287%	58
	2023	2	1	2	3	1	2	-	4	-	-	4	5	15	▲	24

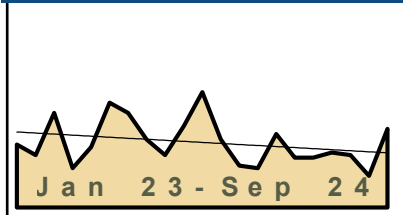
Dispositions by Case Category																
Case Categories		Jan	Feb	Mar	Apr	May	Jun	Jul	Aug	Sep	Oct	Nov	Dec	Thru Sep	% Change	Total
Administrative Law	2024	-	-	-	1	-	3	-	-	1	-	-	-	5	-29%	5
	2023	-	1	1	1	-	-	-	4	-	-	-	1	7	▼	8
Capital Murder	2024	-	2	-	1	-	-	-	-	-	-	-	-	3	50%	3
	2023	-	-	-	-	-	-	-	1	1	-	-	-	2	▲	2
Contested Divorce	2024	4	8	9	4	4	6	3	10	7	-	-	-	55	-8%	55
	2023	6	4	9	6	8	2	8	11	6	5	6	5	60	▼	76
Domestic and Family - Level 1	2024	6	4	1	14	7	15	39	3	7	-	-	-	96	269%	96
	2023	4	1	1	1	-	5	4	7	3	8	2	2	26	▲	38
Domestic and Family - Level 2	2024	3	19	3	6	8	7	4	11	5	-	-	-	66	-10%	66
	2023	4	5	32	7	3	3	5	11	3	6	1	4	73	▼	84
Felonies and Related Matters	2024	131	150	124	168	126	148	134	121	177	-	-	-	1,279	13%	1,279
	2023	138	110	160	137	130	101	85	142	125	130	108	103	1,128	▲	1,469
General Civil - Level 1	2024	5	1	-	-	1	-	-	-	1	-	-	-	8	-20%	8
	2023	2	2	-	1	1	-	-	3	1	1	-	1	10	▼	12
General Civil - Level 2	2024	35	10	6	2	9	1	10	7	16	-	-	-	96	41%	96
	2023	6	4	8	8	9	11	4	10	8	23	5	11	68	▲	107
General Civil - Level 3	2024	15	6	9	4	14	16	5	4	1	-	-	-	74	0%	74
	2023	7	3	9	4	2	13	14	16	6	12	12	15	74	↔	113
Miscellaneous Civil	2024	294	425	287	206	233	139	141	197	150	-	-	-	2,072	7%	2,072
	2023	192	265	359	208	251	136	167	152	199	158	197	188	1,929	▲	2,472
Misdemeanor	2024	81	53	48	52	42	56	28	39	25	-	-	-	424	-12%	424
	2023	70	50	45	41	80	18	33	72	71	46	40	56	480	▼	622
Other	2024	85	45	48	39	51	33	54	45	39	-	-	-	439	8%	439
	2023	57	49	53	30	43	48	55	40	32	48	40	71	407	▲	566
Other Criminally Related Matters	2024	5	3	1	4	5	4	6	8	3	-	-	-	39	-29%	39
	2023	8	7	5	6	7	5	7	4	6	-	7	2	55	▼	64
Probates/Wills & Trusts - Level 1	2024	-	-	-	-	1	-	1	-	-	-	-	-	2	0%	2
	2023	-	-	-	-	-	-	-	2	-	1	-	-	2	↔	3
Probates/Wills & Trusts - Level 2	2024	1	5	3	2	1	4	1	2	-	-	-	-	19	-30%	19
	2023	2	1	4	1	3	1	2	12	1	4	1	5	27	▼	37
Protective Orders	2024	-	-	-	-	-	1	-	1	-	-	-	-	2	2	2
	2023	-	-	-	-	-	-	-	-	-	-	-	-	0	↔	0
Uncontested Divorce	2024	13	31	24	12	15	16	11	9	12	-	-	-	143	15%	143
	2023	13	7	11	12	11	24	11	22	13	21	12	7	124	▲	164

Dashboard

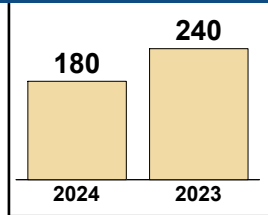
Court: Bath Circuit
Start/End Date: Jan-23 / Sep-24
2023 Average Month: 28
Jan-Sep 2023: 240
Dispositions Trending: ▼

Circuit/Court ID: 25 225017
Type of Case: Dispositions
2024 Average Month: 20
Jan-Sep 2024 : 180
Overall AVG. Month: 25

Monthly Dispositions Summary



Jan --- Sep Dispositions



Dispositions by Division

Divisions		Jan	Feb	Mar	Apr	May	Jun	Jul	Aug	Sep	Oct	Nov	Dec	Thru Sep	% Change	Total
Total	2024	16	15	28	19	19	21	20	12	30	-	-	-	180	-25%	180
	2023	24	20	36	15	23	40	36	26	20	31	44	26	240	▼	341
Civil	2024	2	4	-	1	-	3	2	1	4	-	-	-	17	42%	17
	2023	-	-	4	-	1	3	1	-	3	-	1	2	12	▲	15
Criminal	2024	4	2	17	3	3	8	8	-	7	-	-	-	52	-9%	52
	2023	5	3	6	-	4	22	5	4	8	17	22	7	57	▼	103
Concealed Handgun Permits	2024	9	9	9	13	15	8	7	11	17	-	-	-	98	-32%	98
	2023	17	16	24	12	12	13	27	18	6	14	20	17	145	▼	196
Miscellaneous/ Other	2024	1	-	2	2	1	2	3	-	2	-	-	-	13	-50%	13
	2023	2	1	2	3	6	2	3	4	3	-	1	-	26	▼	27

Dispositions by Case Category

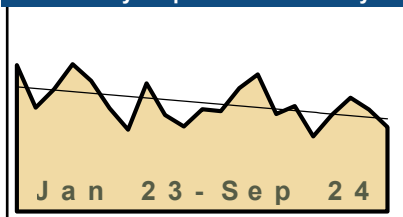
Case Categories		Jan	Feb	Mar	Apr	May	Jun	Jul	Aug	Sep	Oct	Nov	Dec	Thru Sep	% Change	Total
Contested Divorce	2024	-	-	-	1	-	1	1	-	-	-	-	-	3	50%	3
	2023	-	-	-	-	-	1	1	-	-	-	1	-	2	▲	3
Domestic and Family - Level 1	2024	-	1	-	-	-	-	-	-	1	-	-	-	2	2	2
	2023	-	-	-	-	-	-	-	-	-	-	-	2	0	↔	2
Domestic and Family - Level 2	2024	-	-	-	-	-	-	-	-	-	-	-	-	0	-100%	0
	2023	-	-	-	-	-	1	-	-	-	-	-	-	1	▼	1
Felonies and Related Matters	2024	3	-	15	2	3	5	6	-	3	-	-	-	37	-18%	37
	2023	5	3	6	-	3	21	1	1	5	15	13	6	45	▼	79
General Civil - Level 1	2024	-	-	-	-	-	-	-	-	-	-	-	-	0	-100%	0
	2023	-	-	-	-	-	-	1	-	-	-	-	-	1	▼	1
General Civil - Level 2	2024	3	-	-	-	-	-	1	-	1	-	-	-	5	25%	5
	2023	-	-	1	-	-	-	1	-	2	-	-	-	4	▲	4
General Civil - Level 3	2024	-	1	-	1	-	-	-	-	-	-	-	-	2	-60%	2
	2023	-	-	2	-	1	-	-	1	1	-	1	-	5	▼	6
Miscellaneous Civil	2024	9	9	11	14	16	10	10	11	18	-	-	-	108	-33%	108
	2023	19	17	25	14	17	14	28	20	8	14	20	17	162	▼	213
Misdemeanor	2024	1	2	2	1	-	2	2	-	2	-	-	-	12	50%	12
	2023	-	-	-	-	-	1	4	1	2	2	8	1	8	▲	19
Other Criminally Related Matters	2024	-	-	-	-	-	1	-	-	2	-	-	-	3	-25%	3
	2023	-	-	-	-	1	-	-	2	1	-	1	-	4	▼	5
Probates/Wills & Trusts - Level 2	2024	-	-	-	1	-	2	-	-	-	-	-	-	2	-33%	2
	2023	-	-	-	-	-	-	-	1	1	-	-	-	3	▼	3
Uncontested Divorce	2024	-	2	-	-	-	-	-	1	3	-	-	-	6	20%	6
	2023	-	-	2	-	1	2	-	-	-	-	-	-	5	▲	5

Dashboard

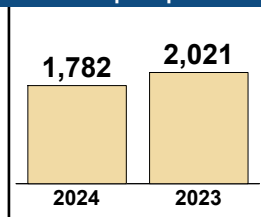
Court: Botetourt Circuit
Start/End Date: Jan-23 / Sep-24
2023 Average Month: 214
Jan-Sep 2023: 2,021
Dispositions Trending: ▼

Circuit/Court ID: 25 225023
Type of Case: Dispositions
2024 Average Month: 198
Jan-Sep 2024 : 1,782
Overall AVG. Month: 207

Monthly Dispositions Summary



Jan --- Sep Dispositions



Dispositions by Division

Divisions		Jan	Feb	Mar	Apr	May	Jun	Jul	Aug	Sep	Oct	Nov	Dec	Thru Sep	% Change	Total
Total	2024	235	261	186	201	143	184	217	194	161	-	-	-	1,782	-12%	1,782
	2023	279	198	233	281	249	197	156	244	184	162	195	191	2,021	▼	2,569
Civil	2024	27	28	22	13	16	16	16	17	28	-	-	-	183	24%	183
	2023	28	8	13	19	9	24	13	21	13	11	15	12	148	▲	186
Criminal	2024	86	139	60	100	69	82	90	82	48	-	-	-	756	-14%	756
	2023	120	78	97	130	144	74	54	103	84	79	64	84	884	▼	1,111
Concealed Handgun Permits	2024	103	74	84	72	38	66	90	74	68	-	-	-	669	-12%	669
	2023	98	80	92	103	80	74	74	88	68	53	99	74	757	▼	983
Miscellaneous/ Other	2024	19	20	19	16	20	18	21	21	17	-	-	-	171	-26%	171
	2023	33	32	31	29	16	25	15	32	19	19	17	21	232	▼	289
Others	2024	-	-	1	-	-	2	-	-	-	-	-	-	3	3	3
	2023	-	-	-	-	-	-	-	-	-	-	-	-	0	↔	0

Dispositions by Case Category

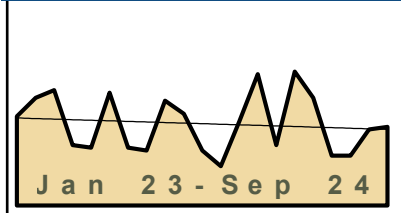
Case Categories		Jan	Feb	Mar	Apr	May	Jun	Jul	Aug	Sep	Oct	Nov	Dec	Thru Sep	% Change	Total
Administrative Law	2024	1	-	-	-	-	-	-	-	-	-	-	-	1	1	1
	2023	-	-	-	-	-	-	-	-	-	1	-	1	0	↔	2
Capital Murder	2024	-	-	-	-	-	-	-	-	-	-	-	-	0	0	0
	2023	-	-	-	-	-	-	-	-	-	-	-	1	0	↔	1
Contested Divorce	2024	3	3	2	3	4	3	1	2	4	-	-	-	25	56%	25
	2023	2	1	2	4	-	2	2	2	1	-	2	-	16	▲	18
Domestic and Family - Level 1	2024	6	6	8	-	1	4	4	2	8	-	-	-	39	8%	39
	2023	7	3	2	4	-	12	6	2	-	2	6	4	36	▲	48
Domestic and Family - Level 2	2024	2	-	1	-	-	-	-	1	-	-	-	-	4	-43%	4
	2023	1	-	1	2	2	-	-	1	-	-	2	-	7	▼	9
Felonies and Related Matters	2024	67	118	49	70	57	55	59	59	37	-	-	-	571	-18%	571
	2023	99	58	85	91	133	51	43	69	71	54	41	60	700	▼	855
General Civil - Level 1	2024	-	-	-	-	-	-	-	-	-	-	-	-	0	-100%	0
	2023	1	-	-	-	1	-	-	-	-	-	-	-	1	▼	1
General Civil - Level 2	2024	4	6	4	2	1	1	3	4	4	-	-	-	29	0%	29
	2023	1	2	4	6	-	5	1	7	3	3	3	1	29	↔	36
General Civil - Level 3	2024	4	-	3	3	4	3	1	-	2	-	-	-	20	54%	20
	2023	4	2	-	1	1	2	-	-	3	3	1	2	13	▲	19
Miscellaneous Civil	2024	112	86	92	79	48	78	97	88	79	-	-	-	759	-13%	759
	2023	114	95	107	123	88	88	86	100	75	58	108	86	876	▼	1,128
Misdemeanor	2024	16	17	11	29	11	18	30	15	12	-	-	-	159	15%	159
	2023	20	16	11	23	10	23	8	18	9	12	21	17	138	▲	188
Other	2024	10	7	11	8	8	8	14	6	6	-	-	-	78	-25%	78
	2023	16	14	16	8	8	10	3	19	10	11	6	8	104	▼	129
Other Criminally Related Matters	2024	4	4	-	1	1	9	1	8	-	-	-	-	28	-39%	28
	2023	1	4	1	16	1	-	3	16	4	13	2	6	46	▼	67
Probates/Wills & Trusts - Level 1	2024	-	-	-	-	-	-	-	-	-	-	-	-	0	-100%	0
	2023	1	1	-	-	-	-	-	-	-	-	-	-	2	▼	2
Probates/Wills & Trusts - Level 2	2024	-	4	-	-	-	-	-	-	3	-	-	-	7	133%	7
	2023	2	-	-	-	-	-	-	1	-	2	-	-	3	▲	5
Uncontested Divorce	2024	6	10	5	6	8	5	7	9	6	-	-	-	62	24%	62
	2023	11	2	4	3	5	4	4	9	8	3	3	5	50	▲	61

Dashboard

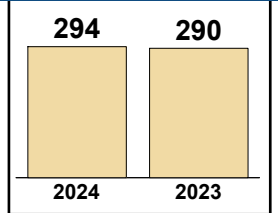
Court: Craig Circuit
Start/End Date: Jan-23 / Sep-24
2023 Average Month: 30
Jan-Sep 2023: 290
Dispositions Trending: ↔

Circuit/Court ID: 25 225045
Type of Case: Dispositions
2024 Average Month: 33
Jan-Sep 2024 : 294
Overall AVG. Month: 31

Monthly Dispositions Summary



Jan --- Sep Dispositions



Dispositions by Division

Divisions		Jan	Feb	Mar	Apr	May	Jun	Jul	Aug	Sep	Oct	Nov	Dec	Thru Sep	% Change	Total
Total	2024	32	50	23	51	41	19	19	29	30	-	-	-	294	1%	294
	2023	34	41	44	23	22	43	22	21	40	35	21	15	290	▲	361
Civil	2024	-	2	3	2	14	2	5	2	14	-	-	-	44	63%	44
	2023	4	1	2	3	7	6	1	3	-	1	1	3	27	▲	32
Criminal	2024	1	24	1	15	1	2	1	5	3	-	-	-	53	6%	53
	2023	7	5	11	4	-	5	-	-	18	4	-	-	50	▲	54
Concealed Handgun Permits	2024	29	23	15	31	23	12	12	19	13	-	-	-	177	-3%	177
	2023	18	34	26	16	10	24	18	16	21	28	18	12	183	▼	241
Miscellaneous/ Other	2024	2	1	4	3	3	3	1	3	-	-	-	-	20	-33%	20
	2023	5	1	5	-	5	8	3	2	1	2	2	-	30	▼	34

Dispositions by Case Category

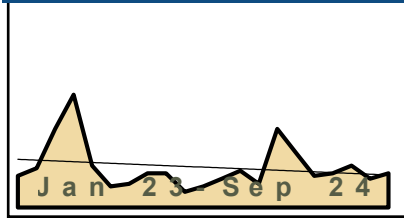
Case Categories		Jan	Feb	Mar	Apr	May	Jun	Jul	Aug	Sep	Oct	Nov	Dec	Thru Sep	% Change	Total
Contested Divorce	2024	-	-	-	-	-	-	1	-	-	-	-	-	1	-50%	1
	2023	-	-	-	-	-	1	-	1	-	-	-	-	2	▼	2
Domestic and Family - Level 1	2024	-	-	1	-	14	-	-	-	12	-	-	-	27	238%	27
	2023	-	-	-	1	7	-	-	-	-	-	-	-	8	▲	8
Domestic and Family - Level 2	2024	-	-	-	-	-	-	-	-	-	-	-	-	0	-100%	0
	2023	-	1	-	-	-	-	-	-	-	-	1	-	1	▼	2
Felonies and Related Matters	2024	1	15	1	13	1	2	1	4	3	-	-	-	41	28%	41
	2023	7	3	2	3	-	4	-	-	13	2	-	-	32	▲	34
General Civil - Level 1	2024	-	-	-	1	-	-	-	-	-	-	-	-	1	-50%	1
	2023	-	-	-	1	-	1	-	-	-	-	-	-	2	▼	2
General Civil - Level 2	2024	-	2	1	-	-	-	1	1	-	-	-	-	5	150%	5
	2023	-	-	1	-	-	-	-	1	-	1	-	-	2	▲	3
General Civil - Level 3	2024	-	-	1	-	-	-	1	1	1	-	-	-	4	-50%	4
	2023	2	-	1	-	-	4	1	-	-	-	-	1	8	▼	9
Miscellaneous Civil	2024	31	24	19	34	26	15	13	22	13	-	-	-	197	-8%	197
	2023	23	35	31	16	15	32	21	18	22	30	20	12	213	▼	275
Misdemeanor	2024	-	9	-	2	-	-	-	-	-	-	-	-	11	-35%	11
	2023	-	2	8	1	-	1	-	-	5	2	-	-	17	▼	19
Other Criminally Related Matters	2024	-	-	-	-	-	-	-	1	-	-	-	-	1	0%	1
	2023	-	-	1	-	-	-	-	-	-	-	-	-	1	↔	1
Probates/Wills & Trusts - Level 1	2024	-	-	-	1	-	-	-	-	-	-	-	-	1	1	1
	2023	-	-	-	-	-	-	-	-	-	-	-	1	0	↔	1
Uncontested Divorce	2024	-	-	-	-	-	2	2	-	1	-	-	-	5	25%	5
	2023	2	-	-	1	-	-	-	-	1	-	-	1	4	▲	5

Dashboard

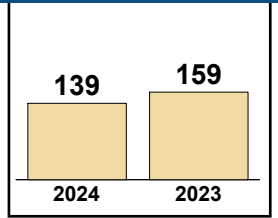
Court: Highland Circuit
Start/End Date: Jan-23 / Sep-24
2023 Average Month: 15
Jan-Sep 2023: 159
Dispositions Trending: ▼

Circuit/Court ID: 25 225091
Type of Case: Dispositions
2024 Average Month: 15
Jan-Sep 2024 : 139
Overall AVG. Month: 15

Monthly Dispositions Summary



Jan --- Sep Dispositions



Dispositions by Division

Divisions		Jan	Feb	Mar	Apr	May	Jun	Jul	Aug	Sep	Oct	Nov	Dec	Thru Sep	% Change	Total
Total	2024	14	9	30	21	12	13	16	11	13	-	-	-	139	-13%	139
	2023	12	15	30	43	16	8	9	13	13	6	8	11	159	▼	184
Civil	2024	1	1	1	-	2	-	2	2	3	-	-	-	12	-20%	12
	2023	2	1	8	1	1	1	-	-	1	-	-	-	15	▼	15
Criminal	2024	4	-	18	8	1	4	3	-	-	-	-	-	38	-36%	38
	2023	-	-	1	35	2	4	5	7	5	1	7	1	59	▼	68
Concealed Handgun Permits	2024	9	5	9	10	8	9	10	7	7	-	-	-	74	-6%	74
	2023	10	13	21	4	13	3	4	5	6	4	-	9	79	▼	92
Miscellaneous/ Other	2024	-	3	2	3	1	-	1	2	3	-	-	-	15	150%	15
	2023	-	1	-	3	-	-	-	1	1	1	1	1	6	▲	9

Dispositions by Case Category

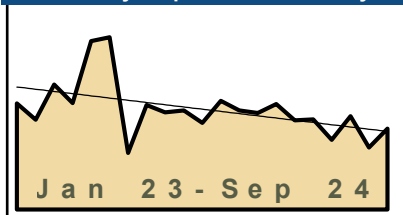
Case Categories		Jan	Feb	Mar	Apr	May	Jun	Jul	Aug	Sep	Oct	Nov	Dec	Thru Sep	% Change	Total
Contested Divorce	2024	1	-	-	-	-	-	-	-	-	-	-	-	1	-50%	1
	2023	-	-	1	-	-	1	-	-	-	-	-	-	2	▼	2
Domestic and Family - Level 1	2024	-	-	-	-	-	-	-	-	-	-	-	-	0	-100%	0
	2023	-	-	3	1	-	-	-	-	-	-	-	-	4	▼	4
Domestic and Family - Level 2	2024	-	-	-	-	-	-	-	-	-	-	-	-	0	-100%	0
	2023	-	-	1	-	-	-	-	-	-	-	-	-	1	▼	1
Felonies and Related Matters	2024	3	-	12	7	-	2	3	-	-	-	-	-	27	-21%	27
	2023	-	-	1	17	2	3	4	3	4	-	5	-	34	▼	39
General Civil - Level 1	2024	-	1	-	-	-	-	-	-	-	-	-	-	1	1	1
	2023	-	-	-	-	-	-	-	-	-	-	-	-	0	↔	0
General Civil - Level 2	2024	-	-	-	-	-	-	1	1	1	-	-	-	3	50%	3
	2023	2	-	-	-	-	-	-	-	-	-	-	-	2	▲	2
General Civil - Level 3	2024	-	-	-	-	1	-	-	-	-	-	-	-	1	0%	1
	2023	-	1	-	-	-	-	-	-	-	-	-	-	1	↔	1
Miscellaneous Civil	2024	9	8	11	13	9	9	11	9	10	-	-	-	89	5%	89
	2023	10	14	21	7	13	3	4	6	7	5	1	10	85	▲	101
Misdemeanor	2024	1	-	5	-	1	2	-	-	-	-	-	-	9	-63%	9
	2023	-	-	-	17	-	1	1	4	1	-	1	1	24	▼	26
Other	2024	-	-	-	-	-	-	-	1	-	-	-	-	1	1	1
	2023	-	-	-	-	-	-	-	-	-	-	-	-	0	↔	0
Other Criminally Related Matters	2024	-	-	1	1	-	-	-	-	-	-	-	-	2	100%	2
	2023	-	-	-	1	-	-	-	-	-	1	1	-	1	▲	3
Probates/Wills & Trusts - Level 2	2024	-	-	1	-	1	-	-	-	-	-	-	-	2	0%	2
	2023	-	-	1	-	-	-	-	-	1	-	-	-	2	↔	2
Uncontested Divorce	2024	-	-	-	-	-	-	1	-	2	-	-	-	3	0%	3
	2023	-	-	2	-	1	-	-	-	-	-	-	-	3	↔	3

Dashboard

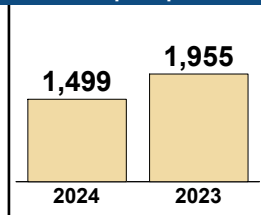
Court: Rockbridge Circuit
Start/End Date: Jan-23 / Sep-24
2023 Average Month: 210
Jan-Sep 2023: 1,955
Dispositions Trending: ▼

Circuit/Court ID: 25 225163
Type of Case: Dispositions
2024 Average Month: 167
Jan-Sep 2024 : 1,499
Overall AVG. Month: 191

Monthly Dispositions Summary



Jan --- Sep Dispositions



Dispositions by Division

Divisions		Jan	Feb	Mar	Apr	May	Jun	Jul	Aug	Sep	Oct	Nov	Dec	Thru Sep	% Change	Total
Total	2024	189	184	201	170	172	133	178	118	154	-	-	-	1,499	-23%	1,499
	2023	202	171	238	203	321	328	108	199	185	189	165	207	1,955	▼	2,516
Civil	2024	15	16	15	23	20	14	20	15	14	-	-	-	152	-27%	152
	2023	17	20	20	27	40	22	21	20	21	51	25	13	208	▼	297
Criminal	2024	115	91	113	73	97	60	99	44	94	-	-	-	786	-34%	786
	2023	130	71	135	100	220	251	42	127	120	80	103	132	1,196	▼	1,511
Concealed Handgun Permits	2024	43	69	63	62	41	55	51	48	40	-	-	-	472	4%	472
	2023	47	69	69	63	45	40	38	48	34	40	31	53	453	▲	577
Miscellaneous/ Other	2024	16	8	10	12	14	4	8	10	6	-	-	-	88	-10%	88
	2023	8	11	14	13	16	15	7	4	10	18	6	9	98	▼	131
Others	2024	-	-	-	-	-	-	-	1	-	-	-	-	1	1	1
	2023	-	-	-	-	-	-	-	-	-	-	-	-	0	↔	0

Dispositions by Case Category

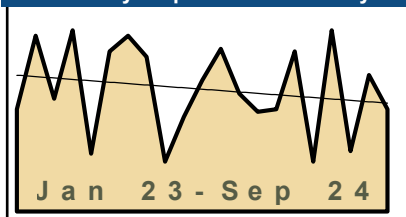
Case Categories		Jan	Feb	Mar	Apr	May	Jun	Jul	Aug	Sep	Oct	Nov	Dec	Thru Sep	% Change	Total
Administrative Law	2024	-	-	-	-	1	-	-	-	1	-	-	-	2	-33%	2
	2023	-	-	-	-	1	1	-	-	1	-	1	-	3	▼	4
Contested Divorce	2024	2	2	2	2	3	-	-	1	4	-	-	-	16	-16%	16
	2023	3	3	1	2	6	2	1	1	-	3	2	2	19	▼	26
Domestic and Family - Level 1	2024	-	4	-	-	2	1	-	5	-	-	-	-	12	-60%	12
	2023	-	-	2	12	8	1	-	5	2	25	9	-	30	▼	64
Domestic and Family - Level 2	2024	4	-	1	5	-	2	2	2	1	-	-	-	17	-32%	17
	2023	3	-	5	-	2	3	3	7	2	5	3	3	25	▼	36
Felonies and Related Matters	2024	76	68	81	57	55	40	64	25	74	-	-	-	540	-29%	540
	2023	59	49	75	64	131	188	31	83	83	49	72	83	763	▼	967
General Civil - Level 1	2024	-	-	-	-	-	-	1	-	-	-	-	-	1	1	1
	2023	-	-	-	-	-	-	-	-	-	-	-	-	0	↔	0
General Civil - Level 2	2024	5	3	5	7	9	3	5	2	1	-	-	-	40	11%	40
	2023	4	7	1	5	7	6	3	-	3	3	5	1	36	▲	45
General Civil - Level 3	2024	-	6	-	-	1	5	5	1	2	-	-	-	20	-31%	20
	2023	-	8	3	-	8	1	3	-	6	5	1	1	29	▼	36
Miscellaneous Civil	2024	57	73	73	72	53	58	59	56	46	-	-	-	547	1%	547
	2023	53	76	83	76	59	51	45	51	45	56	37	61	539	▲	693
Misdemeanor	2024	32	22	28	12	23	16	22	15	16	-	-	-	186	-53%	186
	2023	60	21	60	28	87	57	11	41	32	18	24	40	397	▼	479
Other	2024	-	1	-	2	-	-	-	1	-	-	-	-	4	33%	4
	2023	-	1	1	-	-	-	1	-	-	1	-	1	3	▲	5
Other Criminally Related Matters	2024	7	1	4	4	20	4	13	4	4	-	-	-	61	65%	61
	2023	11	1	-	8	2	6	1	3	5	13	7	9	37	▲	66
Probates/Wills & Trusts - Level 1	2024	-	-	1	-	-	-	-	-	-	-	-	-	1	0%	1
	2023	-	1	-	-	-	-	-	-	-	-	-	-	1	↔	1
Probates/Wills & Trusts - Level 2	2024	-	-	1	1	2	2	1	-	-	-	-	-	7	-46%	7
	2023	1	1	2	-	1	3	3	2	-	-	-	-	13	▼	13
Uncontested Divorce	2024	6	4	5	8	3	2	6	6	5	-	-	-	45	-25%	45
	2023	8	3	5	8	9	9	6	6	6	11	4	6	60	▼	81

Dashboard

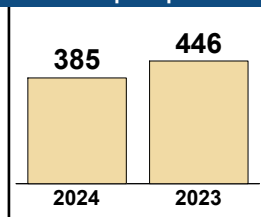
Court: Buena Vista Circuit
Start/End Date: Jan-23 / Sep-24
2023 Average Month: 50
Jan-Sep 2023: 446
Dispositions Trending: ▼

Circuit/Court ID: 25 225530
Type of Case: Dispositions
2024 Average Month: 43
Jan-Sep 2024 : 385
Overall AVG. Month: 47

Monthly Dispositions Summary



Jan --- Sep Dispositions



Dispositions by Division

Divisions		Jan	Feb	Mar	Apr	May	Jun	Jul	Aug	Sep	Oct	Nov	Dec	Thru Sep	% Change	Total
Total	2024	45	38	39	61	19	69	23	52	39	-	-	-	385	-14%	385
	2023	39	67	43	69	22	61	67	59	19	36	50	62	446	▼	594
Civil	2024	4	2	2	2	2	6	1	1	3	-	-	-	23	-38%	23
	2023	1	-	2	9	1	11	3	6	4	3	4	6	37	▼	50
Criminal	2024	22	29	29	42	6	47	14	42	23	-	-	-	254	-18%	254
	2023	26	44	30	45	21	42	54	39	10	19	33	44	311	▼	407
Concealed Handgun Permits	2024	16	4	7	15	8	14	6	7	10	-	-	-	87	30%	87
	2023	9	21	6	7	-	6	6	11	1	11	9	10	67	▲	97
Miscellaneous/ Other	2024	1	3	1	2	3	2	2	2	3	-	-	-	19	-37%	19
	2023	3	2	5	7	-	2	4	3	4	3	4	2	30	▼	39
Others	2024	2	-	-	-	-	-	-	-	-	-	-	-	2	100%	2
	2023	-	-	-	1	-	-	-	-	-	-	-	-	1	▲	1

Dispositions by Case Category

Case Categories		Jan	Feb	Mar	Apr	May	Jun	Jul	Aug	Sep	Oct	Nov	Dec	Thru Sep	% Change	Total
Contested Divorce	2024	1	1	-	1	-	-	-	-	-	-	-	-	3	0%	3
	2023	-	-	1	1	-	-	-	-	1	-	1	5	3	↔	9
Domestic and Family - Level 1	2024	1	-	-	-	1	1	-	-	-	-	-	-	3	-73%	3
	2023	-	-	-	1	-	6	-	2	2	1	-	-	11	▼	12
Domestic and Family - Level 2	2024	-	-	-	-	-	-	1	-	-	-	-	-	1	-75%	1
	2023	-	-	-	2	-	2	-	-	-	1	-	-	4	▼	5
Felonies and Related Matters	2024	11	19	20	33	3	27	11	31	20	-	-	-	175	-22%	175
	2023	18	23	25	34	18	25	50	26	5	13	24	28	224	▼	289
General Civil - Level 1	2024	-	-	-	-	-	-	-	-	-	-	-	-	0	-100%	0
	2023	-	-	-	1	-	-	-	-	-	-	-	-	1	▼	1
General Civil - Level 2	2024	1	-	-	1	-	-	-	-	-	-	-	-	2	-33%	2
	2023	-	-	1	2	-	-	-	-	-	1	1	-	3	▼	5
General Civil - Level 3	2024	-	-	-	-	-	1	-	-	2	-	-	-	3	0%	3
	2023	-	-	1	-	-	1	-	1	-	-	-	-	3	↔	3
Miscellaneous Civil	2024	17	7	8	17	11	18	8	9	12	-	-	-	107	14%	107
	2023	12	23	9	13	-	8	10	14	5	13	12	12	94	▲	131
Misdemeanor	2024	10	7	8	7	3	15	3	11	3	-	-	-	67	-8%	67
	2023	5	17	4	11	2	13	4	12	5	6	7	14	73	▼	100
Other	2024	2	-	-	-	1	-	-	-	-	-	-	-	3	200%	3
	2023	-	-	-	1	-	-	-	-	-	-	-	-	1	▲	1
Other Criminally Related Matters	2024	1	3	1	2	-	5	-	-	-	-	-	-	12	-14%	12
	2023	3	4	1	-	1	4	-	1	-	-	2	2	14	▼	18
Probates/Wills & Trusts - Level 2	2024	1	1	-	-	-	1	-	-	-	-	-	-	3	0%	3
	2023	-	-	-	1	-	-	1	1	-	-	-	-	3	↔	3
Protective Orders	2024	-	-	-	-	-	-	-	-	-	-	-	-	0	-100%	0
	2023	-	-	-	-	-	1	-	-	-	-	-	-	1	▼	1
Uncontested Divorce	2024	-	-	2	-	-	1	-	1	2	-	-	-	6	-45%	6
	2023	1	-	1	2	1	1	2	2	1	1	3	1	11	▼	16

CPSS-CCMS-10.11 CASELOAD STATISTICS OF THE CIRCUIT COURTS

Staunton

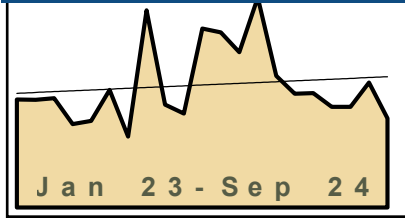
January 2023 -- September 2024 Dispositions

Alexandria and Fairfax Circuit are not Included in State Totals

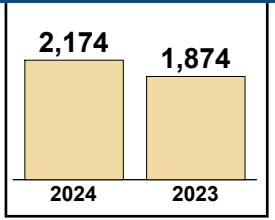
Dashboard

Court: Staunton Circuit
Circuit/Court ID: 25 225790
Start/End Date: Jan-23 / Sep-24
Type of Case: Dispositions
2023 Average Month: 227
2024 Average Month: 242
Jan-Sep 2023: 1,874
Jan-Sep 2024 : 2,174
Dispositions Trending: ▲
Overall AVG. Month: 233

Monthly Dispositions Summary



Jan --- Sep Dispositions



Dispositions by Division

Divisions		Jan	Feb	Mar	Apr	May	Jun	Jul	Aug	Sep	Oct	Nov	Dec	Thru Sep	% Change	Total
Total	2024	296	400	251	217	218	192	192	238	170	-	-	-	2,174	16%	2,174
	2023	206	205	208	159	165	224	135	376	196	179	341	334	1,874	▲	2,728
Civil	2024	18	108	24	16	25	32	19	17	10	-	-	-	269	66%	269
	2023	12	11	9	19	18	6	7	41	39	15	143	56	162	▲	376
Criminal	2024	210	228	134	128	118	96	95	163	88	-	-	-	1,260	11%	1,260
	2023	114	146	119	68	93	157	77	251	108	113	134	205	1,133	▲	1,585
Concealed Handgun Permits	2024	25	35	33	30	29	22	20	23	28	-	-	-	245	-6%	245
	2023	43	31	30	27	26	25	13	44	22	27	21	21	261	▼	330
Miscellaneous/ Other	2024	43	29	58	43	46	42	58	35	44	-	-	-	398	25%	398
	2023	37	17	50	45	28	36	38	40	27	24	43	52	318	▲	437
Others	2024	-	-	2	-	-	-	-	-	-	-	-	-	2	2	2
	2023	-	-	-	-	-	-	-	-	-	-	-	-	0	↔	0

Dispositions by Case Category

Case Categories		Jan	Feb	Mar	Apr	May	Jun	Jul	Aug	Sep	Oct	Nov	Dec	Thru Sep	% Change	Total
Capital Murder	2024	-	1	-	-	-	-	-	-	-	-	-	-	1	1	1
	2023	-	-	-	-	-	-	-	-	-	-	-	-	0	↔	0
Contested Divorce	2024	2	2	-	1	4	4	3	2	3	-	-	-	21	50%	21
	2023	2	1	1	2	2	-	1	2	3	1	4	6	14	▲	25
Domestic and Family - Level 1	2024	4	2	2	2	2	12	-	3	-	-	-	-	27	-58%	27
	2023	3	-	2	5	7	4	-	17	27	3	12	21	65	▼	101
Domestic and Family - Level 2	2024	3	93	13	3	6	8	3	3	1	-	-	-	133	432%	133
	2023	1	5	-	-	2	1	2	8	6	3	114	6	25	▲	148
Felonies and Related Matters	2024	159	184	99	77	94	66	73	138	56	-	-	-	946	18%	946
	2023	81	115	94	36	61	123	39	167	85	76	98	164	801	▲	1,139
General Civil - Level 1	2024	1	-	-	-	1	-	1	-	-	-	-	-	3	200%	3
	2023	-	-	-	1	-	-	-	-	-	-	-	-	1	▲	2
General Civil - Level 2	2024	1	-	5	-	-	1	2	2	2	-	-	-	13	-48%	13
	2023	4	3	4	2	2	3	2	3	2	1	2	10	25	▼	38
General Civil - Level 3	2024	1	1	3	3	1	2	1	2	3	-	-	-	17	-11%	17
	2023	3	1	2	3	3	1	-	5	1	1	8	13	19	▼	41
Miscellaneous Civil	2024	34	47	53	48	38	30	38	37	40	-	-	-	365	-3%	365
	2023	52	38	48	44	40	36	25	60	32	38	34	37	375	▼	484
Misdemeanor	2024	36	32	29	48	15	23	19	22	15	-	-	-	239	3%	239
	2023	22	19	20	31	26	31	19	46	17	23	34	29	231	▲	317
Other	2024	32	16	36	24	35	32	37	18	28	-	-	-	258	53%	258
	2023	23	8	27	23	9	21	24	20	14	12	22	18	169	▲	221
Other Criminally Related Matters	2024	15	11	6	3	13	7	3	4	17	-	-	-	79	-27%	79
	2023	11	12	6	7	6	3	19	38	6	15	2	12	108	▼	137
Probates/Wills & Trusts - Level 1	2024	-	-	1	-	-	-	-	-	-	-	-	-	1	1	1
	2023	-	-	-	-	-	-	-	-	-	-	-	-	0	↔	0
Probates/Wills & Trusts - Level 2	2024	1	3	1	2	5	1	3	-	-	-	-	-	16	167%	16
	2023	1	-	1	1	-	1	1	1	-	1	1	6	6	▲	14
Protective Orders	2024	1	-	-	-	-	1	-	-	-	-	-	-	2	2	2
	2023	-	-	-	-	-	-	-	-	-	1	-	-	0	↔	1
Uncontested Divorce	2024	6	8	3	6	4	5	9	7	5	-	-	-	53	51%	53
	2023	3	3	3	4	7	-	3	9	3	4	10	11	35	▲	60

This report reflects data in the case management system. Numbers will update accordingly as reports are refreshed and posted.

CPSS-CCMS-10.11 CASELOAD STATISTICS OF THE CIRCUIT COURTS

Waynesboro

January 2023 -- September 2024 Dispositions

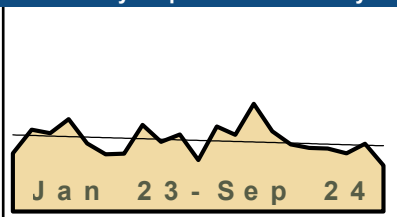
Alexandria and Fairfax Circuit are not Included in State Totals

Dashboard

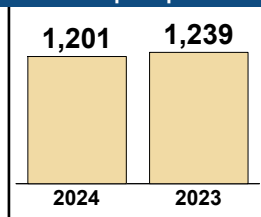
Court: Waynesboro Circuit
Start/End Date: Jan-23 / Sep-24
2023 Average Month: 137
Jan-Sep 2023: 1,239
Dispositions Trending: ▼

Circuit/Court ID: 25 225820
Type of Case: Dispositions
2024 Average Month: 133
Jan-Sep 2024 : 1,201
Overall AVG. Month: 136

Monthly Dispositions Summary



Jan --- Sep Dispositions



Dispositions by Division

Divisions		Jan	Feb	Mar	Apr	May	Jun	Jul	Aug	Sep	Oct	Nov	Dec	Thru Sep	% Change	Total
Total	2024	146	205	153	128	121	120	111	129	88	-	-	-	1,201	-3%	1,201
	2023	111	156	149	176	130	109	110	165	133	147	98	162	1,239	▼	1,646
Civil	2024	19	13	11	7	19	14	20	12	19	-	-	-	134	1%	134
	2023	12	16	19	19	10	9	26	12	10	21	14	8	133	▲	176
Criminal	2024	88	118	55	58	55	76	50	70	55	-	-	-	625	5%	625
	2023	37	57	57	100	74	69	34	103	66	72	36	100	597	▲	805
Concealed Handgun Permits	2024	11	44	49	33	19	17	8	42	6	-	-	-	229	-3%	229
	2023	24	34	30	33	30	19	24	16	25	27	25	22	235	▼	309
Miscellaneous/ Other	2024	28	29	37	27	27	12	31	5	8	-	-	-	204	-25%	204
	2023	38	48	43	23	16	12	26	34	32	27	23	31	272	▼	353
Others	2024	-	1	1	3	1	1	2	-	-	-	-	-	9	350%	9
	2023	-	1	-	1	-	-	-	-	-	-	-	1	2	▲	3

Dispositions by Case Category

Case Categories		Jan	Feb	Mar	Apr	May	Jun	Jul	Aug	Sep	Oct	Nov	Dec	Thru Sep	% Change	Total
Administrative Law	2024	-	-	-	-	-	-	-	-	-	-	-	-	0	-100%	0
	2023	-	-	1	-	-	-	-	-	-	-	-	-	1	▼	1
Capital Murder	2024	-	-	-	-	-	-	-	-	-	-	-	-	0	-100%	0
	2023	-	-	-	-	-	-	1	-	-	-	-	-	1	▼	1
Contested Divorce	2024	1	2	1	-	4	1	1	3	1	-	-	-	14	-36%	14
	2023	4	3	4	2	2	-	5	1	1	3	2	1	22	▼	28
Domestic and Family - Level 1	2024	10	2	3	-	3	4	7	2	7	-	-	-	38	46%	38
	2023	4	-	5	6	-	-	5	4	2	2	1	1	26	▲	30
Domestic and Family - Level 2	2024	-	2	1	-	1	1	1	-	1	-	-	-	7	-22%	7
	2023	1	-	2	-	-	2	3	1	-	1	-	-	9	▼	10
Felonies and Related Matters	2024	55	82	42	41	33	58	43	59	27	-	-	-	440	-3%	440
	2023	24	44	39	83	55	54	24	82	48	48	26	72	453	▼	599
General Civil - Level 1	2024	-	-	-	-	-	-	-	-	-	-	-	-	0	-100%	0
	2023	-	-	-	-	-	-	1	-	-	-	-	-	1	▼	1
General Civil - Level 2	2024	2	3	4	2	2	1	1	-	3	-	-	-	18	-14%	18
	2023	1	6	3	5	-	2	3	-	1	-	1	-	21	▼	22
General Civil - Level 3	2024	4	1	1	-	3	1	-	-	3	-	-	-	13	-55%	13
	2023	2	1	1	4	2	5	5	6	3	11	7	3	29	▼	50
Miscellaneous Civil	2024	15	50	65	41	26	26	23	47	14	-	-	-	307	-7%	307
	2023	32	43	36	40	45	29	40	30	35	35	34	36	330	▼	435
Misdemeanor	2024	28	36	12	15	20	16	5	10	25	-	-	-	167	24%	167
	2023	12	12	17	16	19	11	9	21	18	22	8	24	135	▲	189
Other	2024	24	23	22	22	21	4	19	1	-	-	-	-	136	-22%	136
	2023	30	41	36	17	1	1	10	19	20	19	14	18	175	▼	226
Other Criminally Related Matters	2024	5	-	1	2	2	2	3	1	3	-	-	-	19	138%	19
	2023	1	1	1	1	-	4	-	-	-	2	2	4	8	▲	16
Probates/Wills & Trusts - Level 1	2024	-	-	-	-	-	-	-	1	-	-	-	-	1	1	1
	2023	-	-	-	-	-	-	-	-	-	-	-	-	0	↔	0
Probates/Wills & Trusts - Level 2	2024	-	-	-	-	1	-	1	-	1	-	-	-	3	-40%	3
	2023	-	-	-	-	3	1	1	-	-	-	-	-	5	▼	5
Uncontested Divorce	2024	2	4	1	5	5	6	7	5	3	-	-	-	38	65%	38
	2023	-	5	4	2	3	-	3	1	5	4	3	3	23	▲	33

This report reflects data in the case management system. Numbers will update accordingly as reports are refreshed and posted.

CPSS-CCMS-10.11 CASELOAD STATISTICS OF THE CIRCUIT COURTS

Clarke

January 2023 -- September 2024 Dispositions

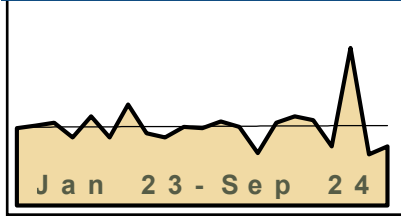
Alexandria and Fairfax Circuit are not Included in State Totals

Dashboard

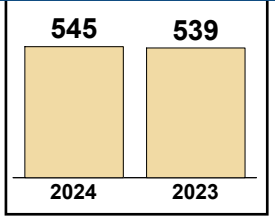
Court: Clarke Circuit
Start/End Date: Jan-23 / Sep-24
2023 Average Month: 60
Jan-Sep 2023: 539
Dispositions Trending: ↔

Circuit/Court ID: 26 226043
Type of Case: Dispositions
2024 Average Month: 61
Jan-Sep 2024 : 545
Overall AVG. Month: 60

Monthly Dispositions Summary



Jan --- Sep Dispositions



Dispositions by Division

Divisions		Jan	Feb	Mar	Apr	May	Jun	Jul	Aug	Sep	Oct	Nov	Dec	Thru Sep	% Change	Total
Total	2024	60	40	63	68	65	45	120	39	45	-	-	-	545	1%	545
	2023	59	61	63	52	68	52	77	55	52	60	59	64	539	▲	722
Civil	2024	7	7	9	7	9	10	9	10	6	-	-	-	74	-4%	74
	2023	9	18	7	6	12	2	9	9	5	6	7	6	77	▼	96
Criminal	2024	12	1	15	26	19	12	72	1	7	-	-	-	165	63%	165
	2023	4	8	9	4	16	21	22	9	8	23	21	22	101	▲	167
Concealed Handgun Permits	2024	32	23	34	27	28	16	31	18	24	-	-	-	233	-20%	233
	2023	37	30	40	27	35	25	36	31	30	21	26	31	291	▼	369
Miscellaneous/ Other	2024	9	9	5	8	9	7	8	10	8	-	-	-	73	4%	73
	2023	9	5	7	15	5	4	10	6	9	10	5	5	70	▲	90

Dispositions by Case Category

Case Categories		Jan	Feb	Mar	Apr	May	Jun	Jul	Aug	Sep	Oct	Nov	Dec	Thru Sep	% Change	Total
Administrative Law	2024	-	-	-	-	-	-	-	-	-	-	-	-	0	-100%	0
	2023	1	-	-	-	-	-	-	-	-	-	-	-	1	▼	1
Contested Divorce	2024	2	2	1	2	2	1	1	2	-	-	-	-	13	117%	13
	2023	1	-	1	-	2	-	1	1	-	-	1	2	6	▲	9
Domestic and Family - Level 1	2024	-	-	5	-	-	1	2	1	-	-	-	-	9	125%	9
	2023	-	-	3	-	-	-	-	-	1	3	1	-	4	▲	8
Domestic and Family - Level 2	2024	-	1	-	2	1	2	-	1	-	-	-	-	7	250%	7
	2023	1	-	-	-	-	-	-	1	-	-	2	-	2	▲	4
Felonies and Related Matters	2024	11	1	11	19	4	7	69	-	2	-	-	-	124	68%	124
	2023	1	5	9	4	13	13	16	8	5	22	10	17	74	▲	123
General Civil - Level 1	2024	-	-	-	-	-	-	-	-	-	-	-	-	0	-100%	0
	2023	-	-	-	-	-	-	-	1	-	-	-	-	1	▼	1
General Civil - Level 2	2024	2	3	2	1	5	-	2	2	2	-	-	-	19	12%	19
	2023	3	2	2	5	-	-	2	3	-	2	1	-	17	▲	20
General Civil - Level 3	2024	1	-	-	1	3	4	1	1	-	-	-	-	11	-62%	11
	2023	-	14	2	3	4	-	4	-	2	1	-	1	29	▼	31
Miscellaneous Civil	2024	40	30	37	32	34	22	39	26	31	-	-	-	291	-14%	291
	2023	43	31	44	35	39	29	43	35	38	29	31	36	337	▼	433
Misdemeanor	2024	-	-	4	7	13	5	2	1	4	-	-	-	36	80%	36
	2023	2	3	-	-	2	5	6	-	2	1	3	4	20	▲	28
Other	2024	-	1	-	-	-	-	-	-	4	-	-	-	5	0%	5
	2023	1	2	-	1	-	-	-	-	1	-	-	-	5	↔	5
Other Criminally Related Matters	2024	1	-	-	-	2	-	1	-	1	-	-	-	5	-44%	5
	2023	1	1	-	-	1	3	1	1	1	1	9	1	9	▼	20
Probates/Wills & Trusts - Level 1	2024	-	-	1	-	-	-	-	-	-	-	-	-	1	1	1
	2023	-	-	-	-	-	-	-	-	-	-	-	-	0	↔	0
Probates/Wills & Trusts - Level 2	2024	1	-	1	1	-	1	-	1	-	-	-	-	5	-17%	5
	2023	1	1	2	1	1	-	-	-	-	-	-	-	6	▼	6
Protective Orders	2024	-	-	-	-	-	-	-	-	-	-	-	-	0	0	0
	2023	-	-	-	-	-	-	-	-	-	-	-	1	0	↔	1
Uncontested Divorce	2024	2	2	1	3	1	2	3	4	1	-	-	-	19	-32%	19
	2023	4	2	-	3	6	2	4	5	2	1	1	2	28	▼	32

This report reflects data in the case management system. Numbers will update accordingly as reports are refreshed and posted.

Dashboard		Monthly Dispositions Summary		Jan --- Sep Dispositions	
<p>Court: Frederick Circuit Start/End Date: Jan-23 / Sep-24 2023 Average Month: 446 Jan-Sep 2023: 4,179 Dispositions Trending: ▼</p>	<p>Circuit/Court ID: 26 226069 Type of Case: Dispositions 2024 Average Month: 386 Jan-Sep 2024 : 3,476 Overall AVG. Month: 420</p>				

Dispositions by Division																
Divisions		Jan	Feb	Mar	Apr	May	Jun	Jul	Aug	Sep	Oct	Nov	Dec	Thru Sep	% Change	Total
Total	2024	354	400	444	471	346	352	359	407	343	-	-	-	3,476	-17%	3,476
	2023	536	494	466	395	435	453	489	391	520	352	440	380	4,179	▼	5,351
Civil	2024	39	25	37	37	23	31	26	30	47	-	-	-	295	-40%	295
	2023	38	47	54	49	40	54	118	55	38	22	69	50	493	▼	634
Criminal	2024	141	168	165	156	167	136	147	156	132	-	-	-	1,368	-15%	1,368
	2023	223	175	126	148	182	196	162	144	248	147	157	138	1,604	▼	2,046
Concealed Handgun Permits	2024	140	157	200	154	117	138	136	179	133	-	-	-	1,354	-12%	1,354
	2023	227	214	217	140	156	149	136	114	187	150	171	157	1,540	▼	2,018
Miscellaneous/ Other	2024	34	50	41	123	39	47	50	41	31	-	-	-	456	-15%	456
	2023	45	58	69	58	55	53	72	77	47	33	42	35	534	▼	644
Others	2024	-	-	1	1	-	-	-	1	-	-	-	-	3	-63%	3
	2023	3	-	-	-	2	1	1	1	-	-	1	-	8	▼	9

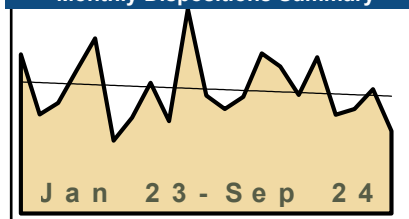
Dispositions by Case Category																
Case Categories		Jan	Feb	Mar	Apr	May	Jun	Jul	Aug	Sep	Oct	Nov	Dec	Thru Sep	% Change	Total
Administrative Law	2024	-	-	-	-	-	-	-	-	-	-	-	-	0	-100%	0
	2023	-	1	-	-	-	-	-	-	-	-	-	-	1	▼	1
Contested Divorce	2024	8	2	8	8	6	7	4	5	7	-	-	-	55	-25%	55
	2023	9	7	9	5	8	9	12	7	7	-	8	7	73	▼	88
Domestic and Family - Level 1	2024	3	4	3	4	2	5	3	4	5	-	-	-	33	-21%	33
	2023	5	4	8	6	1	7	4	5	2	2	21	2	42	▼	67
Domestic and Family - Level 2	2024	1	2	2	2	-	3	2	2	3	-	-	-	17	-43%	17
	2023	4	2	1	4	2	3	2	10	2	1	9	5	30	▼	45
Felonies and Related Matters	2024	95	115	103	114	124	97	94	98	93	-	-	-	933	-20%	933
	2023	151	137	90	114	129	135	121	107	178	114	134	97	1,162	▼	1,507
General Civil - Level 1	2024	-	-	-	1	-	-	-	-	-	-	-	-	1	-67%	1
	2023	-	-	-	-	-	1	2	-	-	-	-	-	3	▼	3
General Civil - Level 2	2024	10	5	6	7	4	3	5	2	13	-	-	-	55	-47%	55
	2023	7	14	7	10	6	15	32	7	6	3	8	6	104	▼	121
General Civil - Level 3	2024	3	1	2	5	-	2	3	3	3	-	-	-	22	-48%	22
	2023	3	3	3	1	5	7	8	9	3	3	2	3	42	▼	50
Miscellaneous Civil	2024	159	180	229	180	139	173	165	199	151	-	-	-	1,575	-14%	1,575
	2023	256	239	252	167	190	181	184	147	220	172	196	180	1,836	▼	2,384
Misdemeanor	2024	31	43	52	37	37	31	44	47	35	-	-	-	357	-9%	357
	2023	64	35	30	24	47	57	41	30	66	30	19	41	394	▼	484
Other	2024	13	26	12	93	16	11	19	21	10	-	-	-	221	8%	221
	2023	18	27	27	27	21	15	23	38	9	9	13	12	205	▲	239
Other Criminally Related Matters	2024	16	10	11	5	6	8	9	11	4	-	-	-	80	43%	80
	2023	8	4	6	10	6	5	3	7	7	3	7	-	56	▲	66
Probates/Wills & Trusts - Level 1	2024	-	-	-	-	-	-	-	-	-	-	-	-	0	-100%	0
	2023	-	-	-	-	1	-	2	-	1	-	-	1	4	▼	5
Probates/Wills & Trusts - Level 2	2024	4	4	2	-	1	1	-	1	6	-	-	-	19	-53%	19
	2023	1	6	3	8	4	4	7	5	2	1	1	3	40	▼	45
Protective Orders	2024	1	1	-	-	-	-	-	1	-	-	-	-	3	-25%	3
	2023	-	-	-	-	-	-	1	1	2	-	1	1	4	▼	6
Uncontested Divorce	2024	10	7	14	15	11	11	11	13	13	-	-	-	105	-43%	105
	2023	10	15	30	19	15	14	47	18	15	14	21	22	183	▼	240

Dashboard

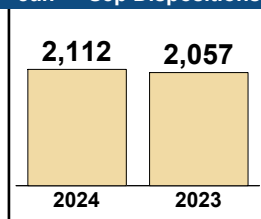
Court: Page Circuit
Start/End Date: Jan-23 / Sep-24
2023 Average Month: 239
Jan-Sep 2023: 2,057
Dispositions Trending: ▲

Circuit/Court ID: 26 226139
Type of Case: Dispositions
2024 Average Month: 235
Jan-Sep 2024 : 2,112
Overall AVG. Month: 237

Monthly Dispositions Summary



Jan --- Sep Dispositions



Dispositions by Division

Divisions		Jan	Feb	Mar	Apr	May	Jun	Jul	Aug	Sep	Oct	Nov	Dec	Thru Sep	% Change	Total
Total	2024	222	305	280	226	298	188	199	237	157	-	-	-	2,112	3%	2,112
	2023	303	189	211	273	334	139	183	249	176	390	225	199	2,057	▲	2,871
Civil	2024	27	17	19	18	12	13	34	43	15	-	-	-	198	48%	198
	2023	16	16	11	5	21	7	16	14	28	17	22	24	134	▲	197
Criminal	2024	142	233	185	158	239	135	110	141	95	-	-	-	1,438	5%	1,438
	2023	199	89	128	200	267	89	119	173	109	317	157	148	1,373	▲	1,995
Concealed Handgun Permits	2024	43	42	61	41	38	24	32	41	31	-	-	-	353	-22%	353
	2023	72	77	62	57	33	40	35	45	31	43	38	21	452	▼	554
Miscellaneous/ Other	2024	10	12	15	9	9	15	23	12	16	-	-	-	121	23%	121
	2023	16	7	10	11	13	3	13	17	8	13	8	6	98	▲	125
Others	2024	-	1	-	-	-	1	-	-	-	-	-	-	2	2	2
	2023	-	-	-	-	-	-	-	-	-	-	-	-	0	↔	0

Dispositions by Case Category

Case Categories		Jan	Feb	Mar	Apr	May	Jun	Jul	Aug	Sep	Oct	Nov	Dec	Thru Sep	% Change	Total
Administrative Law	2024	-	-	-	-	-	-	1	-	-	-	-	-	1	1	1
	2023	-	-	-	-	-	-	-	-	-	-	-	-	0	↔	0
Contested Divorce	2024	4	1	-	1	3	1	1	1	1	-	-	-	13	-7%	13
	2023	2	1	1	-	1	1	2	2	4	2	3	3	14	▼	22
Domestic and Family - Level 1	2024	3	1	-	-	6	-	4	6	2	-	-	-	22	120%	22
	2023	-	3	-	2	-	-	2	-	3	1	-	4	10	▲	15
Domestic and Family - Level 2	2024	7	2	3	4	-	5	4	5	2	-	-	-	32	113%	32
	2023	5	-	1	-	-	1	-	-	8	-	6	7	15	▲	28
Felonies and Related Matters	2024	87	170	117	116	175	96	65	95	70	-	-	-	991	11%	991
	2023	143	57	72	112	210	70	81	88	59	268	118	102	892	▲	1,380
General Civil - Level 1	2024	-	-	-	-	-	-	-	1	-	-	-	-	1	1	1
	2023	-	-	-	-	-	-	-	-	-	-	-	-	0	↔	0
General Civil - Level 2	2024	2	4	5	1	3	2	12	13	2	-	-	-	44	76%	44
	2023	3	3	3	2	5	1	1	5	2	3	1	-	25	▲	29
General Civil - Level 3	2024	12	6	5	2	-	3	7	5	1	-	-	-	41	52%	41
	2023	2	1	1	1	10	1	-	4	7	3	6	4	27	▲	40
Miscellaneous Civil	2024	50	50	73	50	45	37	45	52	45	-	-	-	447	-17%	447
	2023	87	84	71	65	45	43	47	59	39	55	46	26	540	▼	667
Misdemeanor	2024	55	64	68	44	62	36	45	47	25	-	-	-	446	11%	446
	2023	56	31	39	66	54	16	33	73	35	45	28	47	403	▲	523
Other	2024	-	2	-	1	-	1	4	2	1	-	-	-	11	11	11
	2023	-	-	-	-	-	-	-	-	-	-	-	1	0	↔	1
Other Criminally Related Matters	2024	-	-	-	-	2	4	-	1	-	-	-	-	7	-91%	7
	2023	-	2	17	22	3	3	5	12	15	4	11	1	79	▼	95
Probates/Wills & Trusts - Level 2	2024	-	2	-	-	-	-	1	1	1	-	-	-	5	-17%	5
	2023	-	2	-	-	-	1	1	1	1	-	-	1	6	▼	7
Protective Orders	2024	-	-	-	1	-	-	-	1	-	-	-	-	2	2	2
	2023	-	-	-	-	-	-	-	-	-	-	-	-	0	↔	0
Uncontested Divorce	2024	2	3	9	6	2	3	10	7	7	-	-	-	49	7%	49
	2023	5	5	6	3	6	2	11	5	3	9	6	3	46	▲	64

CPSS-CCMS-10.11 CASELOAD STATISTICS OF THE CIRCUIT COURTS

Rockingham

January 2023 -- September 2024 Dispositions


Alexandria and Fairfax Circuit are not Included in State Totals

Dashboard

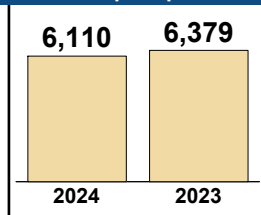
Court: Rockingham Circuit
Start/End Date: Jan-23 / Sep-24
2023 Average Month: 712
Jan-Sep 2023: 6,379
Dispositions Trending: ▼

Circuit/Court ID: 26 226165
Type of Case: Dispositions
2024 Average Month: 679
Jan-Sep 2024 : 6,110
Overall AVG. Month: 698

Monthly Dispositions Summary



Jan --- Sep Dispositions



Dispositions by Division

Divisions		Jan	Feb	Mar	Apr	May	Jun	Jul	Aug	Sep	Oct	Nov	Dec	Thru Sep	% Change	Total
Total	2024	673	743	781	682	694	619	677	620	621	-	-	-	6,110	-4%	6,110
	2023	689	638	829	710	672	744	639	826	632	681	612	869	6,379	▼	8,541
Civil	2024	55	48	61	52	99	33	80	83	70	-	-	-	581	-7%	581
	2023	58	61	85	66	58	77	86	62	74	63	63	70	627	▼	823
Criminal	2024	258	281	370	306	263	268	292	300	251	-	-	-	2,589	1%	2,589
	2023	278	203	332	262	232	382	268	374	234	307	257	292	2,565	▲	3,421
Concealed Handgun Permits	2024	186	188	187	188	190	136	170	138	171	-	-	-	1,554	-9%	1,554
	2023	170	215	232	213	236	156	147	172	173	170	173	153	1,714	▼	2,210
Miscellaneous/ Other	2024	174	226	163	136	142	182	135	99	129	-	-	-	1,386	-6%	1,386
	2023	183	159	180	168	146	129	138	218	151	140	119	354	1,472	▼	2,085
Others	2024	-	-	-	-	-	-	-	-	-	-	-	-	0	-100%	0
	2023	-	-	-	1	-	-	-	-	-	1	-	-	1	▼	2

Dispositions by Case Category

Case Categories		Jan	Feb	Mar	Apr	May	Jun	Jul	Aug	Sep	Oct	Nov	Dec	Thru Sep	% Change	Total
Administrative Law	2024	-	1	1	-	-	1	-	1	1	-	-	-	5	0%	5
	2023	-	-	-	2	1	-	2	-	-	-	1	-	5	↔	6
Capital Murder	2024	-	4	-	-	-	-	2	-	-	-	-	-	6	500%	6
	2023	-	1	-	-	-	-	-	-	-	-	-	-	1	▲	1
Contested Divorce	2024	9	11	10	6	13	7	13	20	9	-	-	-	98	10%	98
	2023	9	10	16	9	10	11	9	9	6	8	10	15	89	▲	122
Domestic and Family - Level 1	2024	2	2	4	19	23	6	5	5	14	-	-	-	80	-25%	80
	2023	5	22	12	11	8	5	29	4	10	15	2	9	106	▼	132
Domestic and Family - Level 2	2024	12	-	4	5	10	3	2	7	7	-	-	-	50	16%	50
	2023	3	3	6	1	4	14	5	2	5	2	1	4	43	▲	50
Felonies and Related Matters	2024	199	228	303	237	188	201	208	221	194	-	-	-	1,979	0%	1,979
	2023	221	144	255	185	177	308	218	302	176	236	183	217	1,986	▼	2,622
General Civil - Level 1	2024	-	2	-	-	2	-	2	2	1	-	-	-	9	0%	9
	2023	3	-	-	-	-	-	-	3	3	1	-	-	9	↔	10
General Civil - Level 2	2024	10	12	16	5	13	13	16	14	9	-	-	-	108	4%	108
	2023	9	8	11	13	15	12	10	12	14	7	14	14	104	▲	139
General Civil - Level 3	2024	12	7	6	4	3	2	7	14	4	-	-	-	59	-3%	59
	2023	5	8	7	8	9	4	5	7	8	9	5	8	61	▼	83
Miscellaneous Civil	2024	230	246	232	228	232	179	228	183	223	-	-	-	1,981	-8%	1,981
	2023	217	252	281	271	275	191	189	241	229	210	202	189	2,146	▼	2,747
Misdemeanor	2024	48	45	60	63	65	61	73	68	51	-	-	-	534	6%	534
	2023	47	52	70	72	44	66	44	65	44	64	59	62	504	▲	689
Other	2024	124	160	112	94	92	132	68	47	76	-	-	-	905	-8%	905
	2023	131	113	126	106	99	89	93	142	90	94	86	312	989	▼	1,481
Other Criminally Related Matters	2024	11	4	7	8	10	6	10	11	8	-	-	-	75	-1%	75
	2023	11	6	8	5	11	8	6	7	14	7	15	13	76	▼	111
Probates/Wills & Trusts - Level 1	2024	-	1	-	-	1	-	-	-	-	-	-	-	2	100%	2
	2023	-	-	-	-	-	1	-	-	-	-	-	-	1	▲	1
Probates/Wills & Trusts - Level 2	2024	1	3	4	4	2	1	2	2	1	-	-	-	20	-13%	20
	2023	2	-	6	3	2	2	2	3	3	3	4	1	23	▼	31
Protective Orders	2024	1	-	1	1	-	-	5	3	1	-	-	-	12	-33%	12
	2023	-	2	2	-	1	3	7	3	-	3	1	1	18	▼	23
Uncontested Divorce	2024	14	17	21	8	40	7	36	22	22	-	-	-	187	-14%	187
	2023	26	17	29	24	15	31	20	26	30	22	29	24	218	▼	293

This report reflects data in the case management system. Numbers will update accordingly as reports are refreshed and posted.

CPSS-CCMS-10.11 CASELOAD STATISTICS OF THE CIRCUIT COURTS

Shenandoah

January 2023 -- September 2024 Dispositions

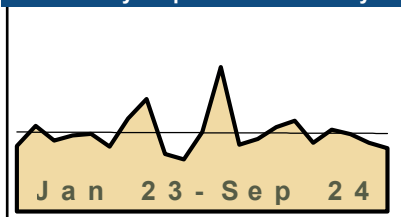
Alexandria and Fairfax Circuit are not Included in State Totals

Dashboard

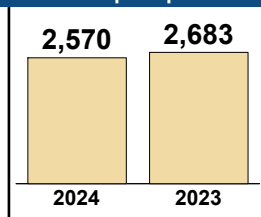
Court: Shenandoah Circuit
Start/End Date: Jan-23 / Sep-24
2023 Average Month: 311
Jan-Sep 2023: 2,683
Dispositions Trending: ▼

Circuit/Court ID: 26 226171
Type of Case: Dispositions
2024 Average Month: 286
Jan-Sep 2024 : 2,570
Overall AVG. Month: 300

Monthly Dispositions Summary



Jan --- Sep Dispositions



Dispositions by Division

Divisions		Jan	Feb	Mar	Apr	May	Jun	Jul	Aug	Sep	Oct	Nov	Dec	Thru Sep	% Change	Total
Total	2024	254	277	321	346	262	312	295	262	241	-	-	-	2,570	-4%	2,570
	2023	250	327	270	290	296	247	355	429	219	199	303	550	2,683	▼	3,735
Civil	2024	17	13	20	25	26	41	25	18	18	-	-	-	203	0%	203
	2023	18	15	43	18	16	37	17	24	15	34	12	23	203	↔	272
Criminal	2024	78	79	122	122	116	88	148	103	62	-	-	-	918	-3%	918
	2023	130	85	99	100	74	77	138	157	87	74	140	273	947	▼	1,434
Concealed Handgun Permits	2024	64	112	84	134	65	112	43	64	93	-	-	-	771	-21%	771
	2023	56	196	90	105	171	77	132	76	68	58	121	90	971	▼	1,240
Miscellaneous/ Other	2024	91	66	93	64	53	60	73	61	67	-	-	-	628	14%	628
	2023	46	31	38	67	35	56	65	166	49	33	30	164	553	▲	780
Others	2024	4	7	2	1	2	11	6	16	1	-	-	-	50	456%	50
	2023	-	-	-	-	-	-	3	6	-	-	-	-	9	▲	9

Dispositions by Case Category

Case Categories		Jan	Feb	Mar	Apr	May	Jun	Jul	Aug	Sep	Oct	Nov	Dec	Thru Sep	% Change	Total
Administrative Law	2024	-	1	1	-	-	-	-	1	-	-	-	-	3	200%	3
	2023	-	-	-	-	-	1	-	-	-	-	-	-	1	▲	1
Capital Murder	2024	-	-	-	-	-	-	-	-	1	-	-	-	1	-89%	1
	2023	8	-	1	-	-	-	-	-	-	-	-	-	9	▼	9
Contested Divorce	2024	1	2	4	3	4	3	-	2	5	-	-	-	24	-11%	24
	2023	3	-	9	3	2	6	2	1	1	3	3	4	27	▼	37
Domestic and Family - Level 1	2024	-	1	3	6	2	15	5	-	1	-	-	-	33	-42%	33
	2023	11	11	13	-	4	3	3	12	-	10	2	6	57	▼	75
Domestic and Family - Level 2	2024	-	-	1	2	2	1	1	-	-	-	-	-	7	-36%	7
	2023	2	-	-	3	2	3	-	1	-	4	1	1	11	▼	17
Felonies and Related Matters	2024	50	56	77	78	72	52	85	49	27	-	-	-	546	-18%	546
	2023	113	59	74	54	61	46	66	121	73	60	112	151	667	▼	990
General Civil - Level 1	2024	-	-	-	1	-	-	-	1	1	-	-	-	3	200%	3
	2023	-	-	-	-	-	1	-	-	-	-	-	-	1	▲	1
General Civil - Level 2	2024	5	5	2	5	5	10	7	2	3	-	-	-	44	42%	44
	2023	-	2	4	1	6	9	3	1	5	4	1	-	31	▲	36
General Civil - Level 3	2024	6	4	1	1	2	3	4	-	-	-	-	-	21	110%	21
	2023	2	-	1	1	-	4	-	1	1	2	1	2	10	▲	15
Miscellaneous Civil	2024	81	137	106	161	78	140	69	83	107	-	-	-	962	-13%	962
	2023	70	211	102	118	179	97	153	95	75	70	129	99	1,100	▼	1,398
Misdemeanor	2024	28	18	37	29	42	19	43	53	22	-	-	-	291	20%	291
	2023	8	20	24	34	13	23	69	35	16	11	27	118	242	▲	398
Other	2024	75	47	72	38	41	41	54	57	52	-	-	-	477	14%	477
	2023	28	14	26	55	24	31	48	153	39	22	22	155	418	▲	617
Other Criminally Related Matters	2024	-	5	8	15	2	17	21	1	12	-	-	-	81	113%	81
	2023	1	6	-	15	-	10	3	3	-	3	1	4	38	▲	46
Probates/Wills & Trusts - Level 1	2024	-	-	-	-	-	-	-	-	1	-	-	-	1	-67%	1
	2023	-	-	-	-	-	-	1	-	2	-	-	-	3	▼	3
Probates/Wills & Trusts - Level 2	2024	-	-	1	1	2	2	-	3	3	-	-	-	12	71%	12
	2023	1	-	1	1	1	1	2	-	-	2	-	2	7	▲	11
Protective Orders	2024	-	-	-	-	-	-	-	-	-	-	-	-	0	0	0
	2023	-	-	-	-	-	-	-	-	-	-	-	1	0	↔	1
Uncontested Divorce	2024	8	1	8	6	10	9	6	10	6	-	-	-	64	5%	64
	2023	3	4	15	5	4	12	5	6	7	8	4	7	61	▲	80

This report reflects data in the case management system. Numbers will update accordingly as reports are refreshed and posted.

Dashboard		Monthly Dispositions Summary		Jan --- Sep Dispositions	
<p>Court: Warren Circuit Start/End Date: Jan-23 / Sep-24 2023 Average Month: 333 Jan-Sep 2023: 2,991 Dispositions Trending: ▼</p>	<p>Circuit/Court ID: 26 226187 Type of Case: Dispositions 2024 Average Month: 303 Jan-Sep 2024 : 2,726 Overall AVG. Month: 320</p>	<p>Jan 23 - Sep 24</p>		<p>2,726 (2024) vs 2,991 (2023)</p>	

Dispositions by Division																
Divisions		Jan	Feb	Mar	Apr	May	Jun	Jul	Aug	Sep	Oct	Nov	Dec	Thru Sep	% Change	Total
Total	2024	333	287	371	428	208	238	334	319	208	-	-	-	2,726	-9%	2,726
	2023	328	272	522	282	409	280	292	328	278	345	276	383	2,991	▼	3,995
Civil	2024	20	28	28	37	18	26	23	38	24	-	-	-	242	-40%	242
	2023	27	29	61	39	70	36	43	60	37	41	21	18	402	▼	482
Criminal	2024	149	103	190	200	105	110	154	146	115	-	-	-	1,272	7%	1,272
	2023	147	122	147	135	157	117	104	117	143	103	102	157	1,189	▲	1,551
Concealed Handgun Permits	2024	88	86	77	93	42	34	82	78	42	-	-	-	622	-12%	622
	2023	105	70	159	36	105	61	68	74	26	108	75	62	704	▼	949
Miscellaneous/ Other	2024	73	70	76	98	43	68	75	57	27	-	-	-	587	-15%	587
	2023	49	51	155	72	77	66	76	75	72	92	78	146	693	▼	1,009
Others	2024	3	-	-	-	-	-	-	-	-	-	-	-	3	0%	3
	2023	-	-	-	-	-	-	1	2	-	1	-	-	3	↔	4

Dispositions by Case Category																
Case Categories		Jan	Feb	Mar	Apr	May	Jun	Jul	Aug	Sep	Oct	Nov	Dec	Thru Sep	% Change	Total
Administrative Law	2024	-	1	-	-	-	-	-	-	-	-	-	-	1	-80%	1
	2023	-	-	-	3	1	-	1	-	-	-	-	-	5	▼	5
Capital Murder	2024	-	-	-	-	-	-	1	-	1	-	-	-	2	2	2
	2023	-	-	-	-	-	-	-	-	-	-	-	-	0	↔	0
Contested Divorce	2024	4	3	2	1	-	5	3	2	3	-	-	-	23	-51%	23
	2023	6	1	3	3	11	6	7	6	4	1	4	-	47	▼	52
Domestic and Family - Level 1	2024	4	10	2	4	1	12	7	18	2	-	-	-	60	-13%	60
	2023	4	11	13	2	16	2	5	7	9	20	4	2	69	▼	95
Domestic and Family - Level 2	2024	2	1	-	1	1	2	1	-	-	-	-	-	8	-75%	8
	2023	1	-	2	12	5	2	2	6	2	1	1	2	32	▼	36
Felonies and Related Matters	2024	106	74	142	154	63	84	86	108	76	-	-	-	893	2%	893
	2023	110	88	98	106	121	73	83	85	113	71	80	121	877	▲	1,149
General Civil - Level 2	2024	2	2	6	9	9	2	4	4	4	-	-	-	42	-52%	42
	2023	7	4	14	3	12	14	10	20	3	7	2	3	87	▼	99
General Civil - Level 3	2024	-	2	5	8	1	1	2	9	4	-	-	-	32	-38%	32
	2023	2	6	12	7	2	5	6	1	11	8	2	2	52	▼	64
Miscellaneous Civil	2024	111	106	105	117	52	51	108	97	66	-	-	-	813	-15%	813
	2023	120	87	205	70	128	85	94	109	57	139	95	77	955	▼	1,266
Misdemeanor	2024	34	23	40	44	22	20	61	24	22	-	-	-	290	25%	290
	2023	32	18	42	26	22	26	19	23	24	25	22	30	232	▲	309
Other	2024	55	51	44	74	32	50	46	38	5	-	-	-	395	-5%	395
	2023	32	31	103	34	51	38	46	41	40	59	58	130	416	▼	663
Other Criminally Related Matters	2024	9	6	8	2	20	6	6	14	16	-	-	-	87	6%	87
	2023	5	16	7	3	14	18	2	10	7	7	-	6	82	▲	95
Probates/Wills & Trusts - Level 1	2024	-	-	1	-	-	-	-	-	-	-	-	-	1	-50%	1
	2023	-	2	-	-	-	-	-	-	-	-	-	-	2	▼	2
Probates/Wills & Trusts - Level 2	2024	-	3	-	1	2	1	1	-	3	-	-	-	11	-42%	11
	2023	2	1	1	1	4	4	3	2	1	1	2	4	19	▼	26
Uncontested Divorce	2024	6	5	16	13	5	4	8	5	6	-	-	-	68	-41%	68
	2023	7	7	22	12	22	7	14	18	7	6	6	6	116	▼	134

This report reflects data in the case management system. Numbers will update accordingly as reports are refreshed and posted.

Dashboard		Monthly Dispositions Summary		Jan --- Sep Dispositions					
<p>Court: Winchester Circuit Start/End Date: Jan-23 / Sep-24 2023 Average Month: 196 Jan-Sep 2023: 1,776 Dispositions Trending: ↔</p>	<p>Circuit/Court ID: 26 226840 Type of Case: Dispositions 2024 Average Month: 194 Jan-Sep 2024 : 1,749 Overall AVG. Month: 195</p>	<p style="text-align: center; font-weight: bold;">Jan 23 - Sep 24</p>		<table style="margin: auto;"> <tr> <td style="text-align: center; width: 50%;">1,749</td> <td style="text-align: center; width: 50%;">1,776</td> </tr> <tr> <td style="text-align: center;">2024</td> <td style="text-align: center;">2023</td> </tr> </table>		1,749	1,776	2024	2023
1,749	1,776								
2024	2023								

Dispositions by Division																
Divisions		Jan	Feb	Mar	Apr	May	Jun	Jul	Aug	Sep	Oct	Nov	Dec	Thru Sep	% Change	Total
Total	2024	167	174	245	206	162	177	238	215	165	-	-	-	1,749	-2%	1,749
	2023	190	206	199	221	223	181	163	185	208	205	186	182	1,776	▼	2,349
Civil	2024	15	23	27	21	17	23	17	16	7	-	-	-	166	-23%	166
	2023	21	25	22	16	51	22	9	26	23	19	36	22	215	▼	292
Criminal	2024	101	88	157	140	88	104	132	134	115	-	-	-	1,059	2%	1,059
	2023	112	127	120	152	81	93	110	104	144	145	95	108	1,043	▲	1,391
Concealed Handgun Permits	2024	22	22	27	20	32	16	46	27	13	-	-	-	225	11%	225
	2023	38	27	24	27	23	16	15	15	18	15	20	21	203	▲	259
Miscellaneous/ Other	2024	29	40	34	24	22	33	39	38	30	-	-	-	289	-5%	289
	2023	17	27	31	26	66	50	29	35	23	25	34	30	304	▼	393
Others	2024	-	1	-	1	3	1	4	-	-	-	-	-	10	-9%	10
	2023	2	-	2	-	2	-	-	5	-	1	1	1	11	▼	14

Dispositions by Case Category																
Case Categories		Jan	Feb	Mar	Apr	May	Jun	Jul	Aug	Sep	Oct	Nov	Dec	Thru Sep	% Change	Total
Administrative Law	2024	-	-	-	-	-	-	-	-	-	-	-	-	0	-100%	0
	2023	-	-	-	-	1	-	-	-	1	-	-	-	2	▼	2
Capital Murder	2024	-	-	-	-	-	-	-	-	-	-	-	-	0	-100%	0
	2023	-	-	-	2	-	-	1	-	-	-	-	-	3	▼	3
Contested Divorce	2024	1	2	4	2	-	3	-	2	2	-	-	-	16	-30%	16
	2023	2	1	2	2	8	-	2	6	-	3	4	3	23	▼	33
Domestic and Family - Level 1	2024	-	-	14	2	2	2	4	4	-	-	-	-	28	-18%	28
	2023	4	2	4	4	10	1	-	3	6	10	17	-	34	▼	61
Domestic and Family - Level 2	2024	-	-	2	2	1	1	3	3	-	-	-	-	12	-37%	12
	2023	1	-	6	2	2	1	1	3	3	1	3	1	19	▼	24
Felonies and Related Matters	2024	73	71	122	110	67	84	87	97	91	-	-	-	802	-2%	802
	2023	71	102	89	111	68	87	96	87	104	105	68	89	815	▼	1,077
General Civil - Level 1	2024	-	1	1	-	1	3	2	1	1	-	-	-	10	11%	10
	2023	-	1	1	-	5	-	-	1	1	-	1	2	9	▲	12
General Civil - Level 2	2024	2	7	4	1	3	3	1	2	2	-	-	-	25	-39%	25
	2023	1	8	6	5	7	6	1	4	3	2	2	4	41	▼	49
General Civil - Level 3	2024	2	2	1	1	2	-	4	1	2	-	-	-	15	25%	15
	2023	1	3	1	1	4	2	-	-	-	-	2	1	12	▲	15
Miscellaneous Civil	2024	26	36	43	28	41	32	57	36	20	-	-	-	319	0%	319
	2023	42	37	31	38	53	42	28	26	23	21	31	32	320	▼	404
Misdemeanor	2024	22	14	31	24	22	24	36	36	21	-	-	-	230	20%	230
	2023	39	22	28	32	11	5	10	13	32	40	26	15	192	▲	273
Other	2024	26	28	17	17	15	18	31	29	21	-	-	-	202	5%	202
	2023	15	18	24	13	37	23	15	29	18	20	24	20	192	▲	256
Other Criminally Related Matters	2024	6	3	4	7	2	3	9	1	3	-	-	-	38	9%	38
	2023	2	5	3	7	2	1	3	4	8	-	2	4	35	▲	41
Probates/Wills & Trusts - Level 2	2024	3	2	1	3	1	1	1	-	-	-	-	-	12	-40%	12
	2023	5	2	1	2	5	1	-	1	3	1	-	4	20	▼	25
Protective Orders	2024	1	-	-	-	-	-	-	-	-	-	-	-	1	1	1
	2023	-	-	-	-	-	-	-	-	-	-	-	2	0	↔	2
Uncontested Divorce	2024	5	8	1	9	5	3	3	3	2	-	-	-	39	-34%	39
	2023	7	5	3	2	10	12	6	8	6	2	6	5	59	▼	72

Dashboard		Monthly Dispositions Summary		Jan --- Sep Dispositions					
<p>Court: Bland Circuit Start/End Date: Jan-23 / Sep-24 2023 Average Month: 39 Jan-Sep 2023: 354 Dispositions Trending: ▲</p>	<p>Circuit/Court ID: 27 227021 Type of Case: Dispositions 2024 Average Month: 41 Jan-Sep 2024 : 368 Overall AVG. Month: 40</p>			<table border="1" style="margin: auto;"> <tr> <td style="text-align: center; width: 50px;">368</td> <td style="text-align: center; width: 50px;">354</td> </tr> <tr> <td style="text-align: center;">2024</td> <td style="text-align: center;">2023</td> </tr> </table>		368	354	2024	2023
368	354								
2024	2023								

Dispositions by Division																
Divisions		Jan	Feb	Mar	Apr	May	Jun	Jul	Aug	Sep	Oct	Nov	Dec	Thru Sep	% Change	Total
Total	2024	27	44	51	35	19	61	57	39	35	-	-	-	368	4%	368
	2023	26	35	65	49	42	56	15	40	26	46	31	37	354	▲	468
Civil	2024	3	6	5	2	3	8	17	2	-	-	-	-	46	44%	46
	2023	1	5	-	7	1	8	1	7	2	9	2	5	32	▲	48
Criminal	2024	10	9	20	-	1	29	9	13	22	-	-	-	113	59%	113
	2023	-	5	13	8	4	23	1	15	2	9	2	11	71	▲	93
Concealed Handgun Permits	2024	12	27	22	28	14	19	26	22	13	-	-	-	183	-16%	183
	2023	22	23	49	29	33	18	11	13	20	24	25	16	218	▼	283
Miscellaneous/ Other	2024	2	2	4	5	1	5	5	2	-	-	-	-	26	-21%	26
	2023	3	2	3	5	4	7	2	5	2	4	2	5	33	▼	44

Dispositions by Case Category																
Case Categories		Jan	Feb	Mar	Apr	May	Jun	Jul	Aug	Sep	Oct	Nov	Dec	Thru Sep	% Change	Total
Administrative Law	2024	-	-	-	-	-	-	-	-	1	-	-	-	0	-100%	0
	2023	-	-	-	-	-	-	-	-	-	-	-	-	1	▼	1
Capital Murder	2024	1	-	-	-	-	-	-	-	-	-	-	-	1	1	1
	2023	-	-	-	-	-	-	-	-	-	-	-	-	0	↔	0
Contested Divorce	2024	-	2	-	-	-	-	1	1	-	-	-	-	4	-43%	4
	2023	-	-	-	1	-	2	1	3	-	2	-	-	7	▼	9
Domestic and Family - Level 1	2024	-	-	-	-	-	1	-	-	-	-	-	-	1	-80%	1
	2023	-	-	-	1	-	4	-	-	-	2	-	-	5	▼	7
Domestic and Family - Level 2	2024	-	-	-	-	1	1	-	1	-	-	-	-	3	0%	3
	2023	-	2	-	-	-	-	-	-	1	-	1	1	3	↔	5
Felonies and Related Matters	2024	8	9	14	-	1	25	6	7	22	-	-	-	92	44%	92
	2023	-	3	11	8	4	23	1	12	2	6	2	6	64	▲	78
General Civil - Level 1	2024	-	-	-	-	-	-	1	-	-	-	-	-	1	1	1
	2023	-	-	-	-	-	-	-	-	-	-	-	-	0	↔	0
General Civil - Level 2	2024	1	2	3	1	2	1	1	-	-	-	-	-	11	57%	11
	2023	1	2	-	2	-	-	-	1	1	2	-	2	7	▲	11
General Civil - Level 3	2024	2	2	1	1	-	1	1	-	-	-	-	-	8	167%	8
	2023	-	1	-	-	-	-	-	2	-	1	-	1	3	▲	5
Miscellaneous Civil	2024	13	28	25	32	15	23	31	24	13	-	-	-	204	-17%	204
	2023	24	25	52	33	37	25	12	17	21	27	27	21	246	▼	321
Misdemeanor	2024	1	-	5	-	-	4	3	6	-	-	-	-	19	375%	19
	2023	-	2	2	-	-	-	-	-	-	2	-	5	4	▲	11
Other	2024	-	-	-	-	-	-	-	-	-	-	-	-	0	-100%	0
	2023	-	-	-	1	-	-	-	-	-	-	-	-	1	▼	1
Other Criminally Related Matters	2024	-	-	1	-	-	-	-	-	-	-	-	-	1	-67%	1
	2023	-	-	-	-	-	-	-	3	-	1	-	-	3	▼	4
Probates/Wills & Trusts - Level 2	2024	-	-	1	-	-	-	1	-	-	-	-	-	2	0%	2
	2023	-	-	-	-	1	-	1	-	-	-	-	1	2	↔	3
Uncontested Divorce	2024	1	1	1	1	-	5	12	-	-	-	-	-	21	163%	21
	2023	1	-	-	3	-	2	-	2	-	3	1	-	8	▲	12

CPSS-CCMS-10.11 CASELOAD STATISTICS OF THE CIRCUIT COURTS

Carroll

January 2023 -- September 2024 Dispositions


Alexandria and Fairfax Circuit are not Included in State Totals

Dashboard

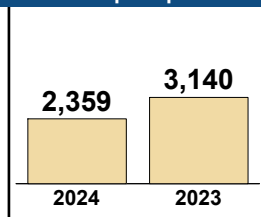
Court: Carroll Circuit
Start/End Date: Jan-23 / Sep-24
2023 Average Month: 324
Jan-Sep 2023: 3,140
Dispositions Trending: ▼

Circuit/Court ID: 27 227035
Type of Case: Dispositions
2024 Average Month: 262
Jan-Sep 2024 : 2,359
Overall AVG. Month: 297

Monthly Dispositions Summary



Jan --- Sep Dispositions



Dispositions by Division

Divisions		Jan	Feb	Mar	Apr	May	Jun	Jul	Aug	Sep	Oct	Nov	Dec	Thru Sep	% Change	Total
Total	2024	249	349	237	332	249	258	229	279	177	-	-	-	2,359	-25%	2,359
	2023	370	361	374	361	333	287	335	433	286	263	251	228	3,140	▼	3,882
Civil	2024	7	28	15	19	21	26	30	20	19	-	-	-	185	-27%	185
	2023	31	13	17	29	10	57	35	37	23	35	21	17	252	▼	325
Criminal	2024	71	114	89	139	105	141	97	136	81	-	-	-	973	-30%	973
	2023	135	191	125	161	162	90	147	262	123	152	98	96	1,396	▼	1,742
Concealed Handgun Permits	2024	141	85	93	121	84	47	45	79	60	-	-	-	755	-30%	755
	2023	157	113	184	127	117	96	111	75	101	34	97	53	1,081	▼	1,265
Miscellaneous/ Other	2024	30	122	40	52	38	43	56	44	17	-	-	-	442	8%	442
	2023	47	44	48	43	44	44	42	59	39	42	35	62	410	▲	549
Others	2024	-	-	-	1	1	1	1	-	-	-	-	-	4	300%	4
	2023	-	-	-	1	-	-	-	-	-	-	-	-	1	▲	1

Dispositions by Case Category

Case Categories		Jan	Feb	Mar	Apr	May	Jun	Jul	Aug	Sep	Oct	Nov	Dec	Thru Sep	% Change	Total
Administrative Law	2024	-	-	-	-	-	-	1	1	-	-	-	-	2	100%	2
	2023	-	-	-	-	-	-	-	-	1	-	-	-	1	▲	1
Capital Murder	2024	-	-	-	-	-	-	-	-	-	-	-	-	0	-100%	0
	2023	-	-	-	-	-	-	-	2	-	-	-	-	2	▼	2
Contested Divorce	2024	-	4	2	3	3	3	3	3	3	-	-	-	24	-14%	24
	2023	5	2	3	3	2	6	5	1	1	4	3	3	28	▼	38
Domestic and Family - Level 1	2024	-	4	3	1	-	7	13	1	-	-	-	-	29	-57%	29
	2023	16	4	2	3	1	25	5	8	4	9	-	-	68	▼	77
Domestic and Family - Level 2	2024	-	3	3	4	1	3	2	1	2	-	-	-	19	-24%	19
	2023	3	1	3	7	1	7	1	1	1	3	3	3	25	▼	34
Felonies and Related Matters	2024	59	94	63	125	94	116	72	115	66	-	-	-	804	-28%	804
	2023	106	163	101	135	130	54	116	215	95	132	86	61	1,115	▼	1,394
General Civil - Level 1	2024	-	2	-	-	1	-	1	1	-	-	-	-	5	25%	5
	2023	-	-	-	-	-	1	-	1	2	-	-	1	4	▲	5
General Civil - Level 2	2024	2	4	3	5	1	3	2	3	2	-	-	-	25	9%	25
	2023	2	1	1	3	-	5	3	6	2	7	6	3	23	▲	39
General Civil - Level 3	2024	-	6	3	-	7	-	3	3	1	-	-	-	23	35%	23
	2023	-	-	1	2	1	4	1	5	3	2	1	1	17	▲	21
Miscellaneous Civil	2024	145	95	106	147	106	70	69	90	75	-	-	-	903	-27%	903
	2023	177	123	202	150	130	110	129	96	114	48	112	64	1,231	▼	1,455
Misdemeanor	2024	12	13	15	5	4	10	11	9	5	-	-	-	84	-50%	84
	2023	21	20	18	13	8	18	17	38	14	16	12	16	167	▼	211
Other	2024	27	110	25	27	18	21	33	32	2	-	-	-	295	15%	295
	2023	27	34	29	20	32	28	24	38	25	28	21	51	257	▲	357
Other Criminally Related Matters	2024	-	7	11	9	7	15	14	12	12	-	-	-	87	-23%	87
	2023	8	8	6	13	24	18	15	7	14	4	-	19	113	▼	136
Probates/Wills & Trusts - Level 1	2024	-	1	-	-	-	-	-	-	-	-	-	-	1	-50%	1
	2023	-	-	-	-	-	2	-	-	-	1	-	-	2	▼	3
Probates/Wills & Trusts - Level 2	2024	-	-	1	-	4	4	1	1	3	-	-	-	14	27%	14
	2023	-	-	-	4	-	-	2	4	1	5	-	-	11	▲	16
Uncontested Divorce	2024	4	6	2	6	3	6	4	7	6	-	-	-	44	-42%	44
	2023	5	5	8	8	4	9	17	11	9	4	7	6	76	▼	93

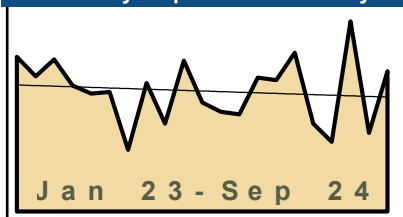
This report reflects data in the case management system. Numbers will update accordingly as reports are refreshed and posted.

Dashboard


Court: Floyd Circuit
Start/End Date: Jan-23 / Sep-24
2023 Average Month: 92
Jan-Sep 2023: 826
Dispositions Trending: ↔

Circuit/Court ID: 27 227063
Type of Case: Dispositions
2024 Average Month: 92
Jan-Sep 2024 : 829
Overall AVG. Month: 92

Monthly Dispositions Summary



Jan --- Sep Dispositions



Dispositions by Division

Divisions		Jan	Feb	Mar	Apr	May	Jun	Jul	Aug	Sep	Oct	Nov	Dec	Thru Sep	% Change	Total
Total	2024	74	102	100	121	67	53	145	60	107	-	-	-	829	0%	829
	2023	118	103	116	96	90	91	47	98	67	115	83	76	826	▲	1,100
Civil	2024	12	19	9	22	7	5	29	4	14	-	-	-	121	48%	121
	2023	12	7	7	14	13	6	4	7	12	11	4	12	82	▲	109
Criminal	2024	20	32	35	26	17	16	45	27	36	-	-	-	254	-15%	254
	2023	28	62	31	34	35	31	6	47	24	55	46	35	298	▼	434
Concealed Handgun Permits	2024	30	46	45	63	37	25	52	25	44	-	-	-	367	1%	367
	2023	68	23	70	39	26	47	29	34	26	33	29	21	362	▲	445
Miscellaneous/ Other	2024	12	5	11	10	6	7	19	4	13	-	-	-	87	4%	87
	2023	10	11	8	9	16	7	8	10	5	16	4	8	84	▲	112

Dispositions by Case Category

Case Categories		Jan	Feb	Mar	Apr	May	Jun	Jul	Aug	Sep	Oct	Nov	Dec	Thru Sep	% Change	Total
Contested Divorce	2024	1	2	2	4	1	-	2	1	-	-	-	-	13	0%	13
	2023	2	1	-	3	2	-	2	1	2	1	-	2	13	↔	16
Domestic and Family - Level 1	2024	1	13	2	13	4	-	12	1	8	-	-	-	54	350%	54
	2023	5	-	1	-	4	-	-	-	2	4	-	2	12	▲	18
Domestic and Family - Level 2	2024	-	-	-	1	-	-	2	-	1	-	-	-	4	-69%	4
	2023	1	1	1	4	2	2	-	1	1	1	-	-	13	▼	14
Felonies and Related Matters	2024	8	16	22	18	9	9	34	21	27	-	-	-	164	-14%	164
	2023	10	24	15	28	29	22	4	36	22	37	29	26	190	▼	282
General Civil - Level 2	2024	7	1	1	-	1	-	1	-	1	-	-	-	12	-14%	12
	2023	2	1	1	3	2	2	1	2	-	2	1	4	14	▼	21
General Civil - Level 3	2024	2	2	1	1	-	2	2	-	-	-	-	-	10	0%	10
	2023	1	-	1	-	5	1	1	-	1	1	1	-	10	↔	12
Miscellaneous Civil	2024	39	49	56	72	43	32	70	29	57	-	-	-	447	3%	447
	2023	77	34	78	48	35	53	36	44	31	48	32	27	436	▲	543
Misdemeanor	2024	11	13	13	8	7	7	10	6	9	-	-	-	84	-18%	84
	2023	17	36	16	4	6	9	2	11	2	17	17	9	103	▼	146
Other	2024	-	-	-	-	-	-	-	-	-	-	-	-	0	-100%	0
	2023	-	1	-	-	1	1	-	-	1	-	-	-	4	▼	4
Other Criminally Related Matters	2024	1	3	-	-	1	-	1	-	-	-	-	-	6	20%	6
	2023	1	2	-	2	-	-	-	-	-	1	-	-	5	▲	6
Probates/Wills & Trusts - Level 1	2024	-	-	-	-	-	-	-	-	-	-	-	-	0	-100%	0
	2023	-	-	-	-	-	-	-	-	1	-	-	-	1	▼	1
Probates/Wills & Trusts - Level 2	2024	-	1	-	1	-	-	1	-	1	-	-	-	4	-43%	4
	2023	2	-	1	1	1	-	-	1	1	-	1	4	7	▼	12
Protective Orders	2024	-	-	1	-	-	1	1	-	1	-	-	-	4	100%	4
	2023	-	-	-	1	1	-	-	-	-	-	-	-	2	▲	2
Uncontested Divorce	2024	4	2	2	3	1	2	9	2	2	-	-	-	27	69%	27
	2023	-	3	2	2	2	1	1	2	3	3	2	2	16	▲	23

CPSS-CCMS-10.11 CASELOAD STATISTICS OF THE CIRCUIT COURTS

Giles

January 2023 -- September 2024 Dispositions

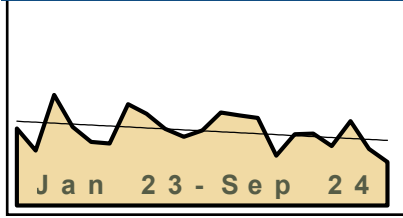
Alexandria and Fairfax Circuit are not Included in State Totals

Dashboard

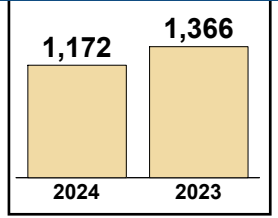
Court: Giles Circuit
Start/End Date: Jan-23 / Sep-24
2023 Average Month: 151
Jan-Sep 2023: 1,366
Dispositions Trending: ▼

Circuit/Court ID: 27 227071
Type of Case: Dispositions
2024 Average Month: 130
Jan-Sep 2024 : 1,172
Overall AVG. Month: 142

Monthly Dispositions Summary



Jan --- Sep Dispositions



Dispositions by Division

Divisions		Jan	Feb	Mar	Apr	May	Jun	Jul	Aug	Sep	Oct	Nov	Dec	Thru Sep	% Change	Total
Total	2024	172	167	95	136	137	113	161	108	83	-	-	-	1,172	-14%	1,172
	2023	147	105	211	150	121	118	193	175	146	131	143	177	1,366	▼	1,817
Civil	2024	11	25	6	16	12	21	6	15	7	-	-	-	119	-30%	119
	2023	17	14	12	16	6	18	62	7	18	24	8	12	170	▼	214
Criminal	2024	88	74	46	54	61	40	80	52	33	-	-	-	528	10%	528
	2023	32	25	80	59	50	38	42	79	74	39	64	56	479	▲	638
Concealed Handgun Permits	2024	29	50	26	33	39	24	45	14	22	-	-	-	282	-38%	282
	2023	76	41	93	48	48	34	33	55	30	29	49	25	458	▼	561
Miscellaneous/ Other	2024	44	18	17	33	25	28	30	26	19	-	-	-	240	-6%	240
	2023	22	24	25	27	17	27	56	33	24	39	21	84	255	▼	399
Others	2024	-	-	-	-	-	-	-	1	2	-	-	-	3	-25%	3
	2023	-	1	1	-	-	1	-	1	-	-	1	-	4	▼	5

Dispositions by Case Category

Case Categories		Jan	Feb	Mar	Apr	May	Jun	Jul	Aug	Sep	Oct	Nov	Dec	Thru Sep	% Change	Total
Administrative Law	2024	-	-	-	-	-	-	-	-	-	-	-	-	0	-100%	0
	2023	-	-	-	-	-	-	2	1	-	-	-	-	3	▼	3
Contested Divorce	2024	1	1	1	1	2	3	-	2	-	-	-	-	11	-48%	11
	2023	1	-	2	4	-	2	9	2	1	1	1	2	21	▼	25
Domestic and Family - Level 1	2024	7	13	-	1	-	6	5	6	-	-	-	-	38	-10%	38
	2023	9	13	2	1	5	2	3	-	7	15	2	6	42	▼	65
Domestic and Family - Level 2	2024	-	-	1	3	1	-	-	1	1	-	-	-	7	0%	7
	2023	-	-	-	1	-	3	2	-	1	2	1	1	7	↔	11
Felonies and Related Matters	2024	49	52	33	41	26	28	65	39	17	-	-	-	350	6%	350
	2023	16	16	68	34	38	31	25	59	43	22	33	32	330	▲	417
General Civil - Level 1	2024	-	-	-	2	-	-	-	-	-	-	-	-	2	-33%	2
	2023	-	-	-	1	-	-	2	-	-	-	-	-	3	▼	3
General Civil - Level 2	2024	1	4	1	3	1	3	-	-	2	-	-	-	15	-63%	15
	2023	2	-	2	3	-	3	24	2	4	2	1	1	40	▼	44
General Civil - Level 3	2024	-	-	1	4	6	3	-	2	1	-	-	-	17	-19%	17
	2023	-	-	1	2	-	4	14	-	-	-	1	-	21	▼	22
Miscellaneous Civil	2024	40	52	28	43	47	32	55	20	29	-	-	-	346	-34%	346
	2023	81	46	101	58	50	40	49	61	40	44	53	28	526	▼	651
Misdemeanor	2024	39	18	12	12	34	12	15	10	16	-	-	-	168	22%	168
	2023	14	5	14	22	11	7	16	20	29	17	26	23	138	▲	204
Other	2024	33	16	15	19	16	20	20	21	12	-	-	-	172	4%	172
	2023	17	20	18	15	15	20	21	25	14	24	17	81	165	▲	287
Other Criminally Related Matters	2024	-	4	1	1	1	-	-	3	-	-	-	-	10	-29%	10
	2023	2	4	1	3	1	-	1	-	2	-	5	1	14	▼	20
Probates/Wills & Trusts - Level 1	2024	-	-	-	-	-	-	-	-	-	-	-	-	0	-100%	0
	2023	-	-	-	-	-	-	1	-	-	-	-	-	1	▼	1
Probates/Wills & Trusts - Level 2	2024	-	1	-	1	1	1	-	1	1	-	-	-	6	-50%	6
	2023	1	1	-	1	1	1	6	-	1	1	2	1	12	▼	16
Protective Orders	2024	-	-	-	-	-	-	-	-	-	-	-	-	0	-100%	0
	2023	-	-	-	-	-	-	-	1	-	-	-	-	1	▼	1
Uncontested Divorce	2024	2	6	2	5	2	5	1	3	4	-	-	-	30	-29%	30
	2023	4	-	2	5	-	5	18	4	4	3	1	1	42	▼	47

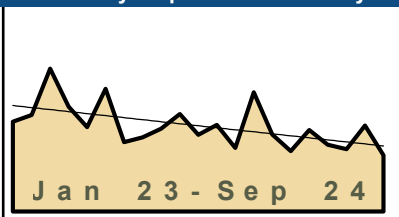
This report reflects data in the case management system. Numbers will update accordingly as reports are refreshed and posted.

Dashboard

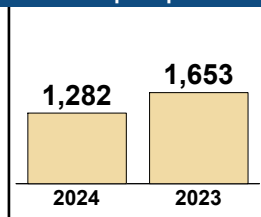
Court: Grayson Circuit
Start/End Date: Jan-23 / Sep-24
2023 Average Month: 179
Jan-Sep 2023: 1,653
Dispositions Trending: ▼

Circuit/Court ID: 27 227077
Type of Case: Dispositions
2024 Average Month: 142
Jan-Sep 2024 : 1,282
Overall AVG. Month: 163

Monthly Dispositions Summary



Jan --- Sep Dispositions



Dispositions by Division

Divisions		Jan	Feb	Mar	Apr	May	Jun	Jul	Aug	Sep	Oct	Nov	Dec	Thru Sep	% Change	Total
Total	2024	121	227	147	115	155	127	119	164	107	-	-	-	1,282	-22%	1,282
	2023	171	184	272	200	161	234	132	141	158	186	146	165	1,653	▼	2,150
Civil	2024	14	20	15	13	22	13	13	12	16	-	-	-	138	-19%	138
	2023	9	16	8	18	22	39	9	28	22	22	8	28	171	▼	229
Criminal	2024	35	123	68	44	65	56	66	99	29	-	-	-	585	-20%	585
	2023	59	72	118	99	58	118	81	46	84	86	87	68	735	▼	976
Concealed Handgun Permits	2024	45	61	40	38	44	42	25	40	48	-	-	-	383	-26%	383
	2023	69	69	113	60	53	55	21	38	38	49	37	47	516	▼	649
Miscellaneous/ Other	2024	27	23	24	20	24	16	15	13	12	-	-	-	174	-25%	174
	2023	34	27	33	23	28	22	21	29	14	28	14	22	231	▼	295
Others	2024	-	-	-	-	-	-	-	-	2	-	-	-	2	2	2
	2023	-	-	-	-	-	-	-	-	-	1	-	-	0	↔	1

Dispositions by Case Category

Case Categories		Jan	Feb	Mar	Apr	May	Jun	Jul	Aug	Sep	Oct	Nov	Dec	Thru Sep	% Change	Total
Capital Murder	2024	-	-	1	-	-	-	-	-	-	-	-	-	1	-50%	1
	2023	-	-	-	-	-	-	-	-	2	-	-	-	2	▼	2
Contested Divorce	2024	3	-	1	1	-	1	-	3	2	-	-	-	11	-21%	11
	2023	2	-	2	2	1	2	1	2	2	1	1	2	14	▼	18
Domestic and Family - Level 1	2024	-	-	8	2	7	-	2	-	1	-	-	-	20	-65%	20
	2023	2	6	-	-	2	23	-	21	3	2	1	13	57	▼	73
Domestic and Family - Level 2	2024	4	1	2	1	4	2	-	2	2	-	-	-	18	29%	18
	2023	-	1	1	1	2	2	-	2	5	3	-	1	14	▲	18
Felonies and Related Matters	2024	27	89	44	40	48	44	56	80	25	-	-	-	453	-20%	453
	2023	39	55	96	80	47	90	61	33	65	70	64	49	566	▼	749
General Civil - Level 1	2024	-	-	-	-	-	-	-	-	-	-	-	-	0	-100%	0
	2023	-	-	-	-	-	-	-	1	1	-	-	-	2	▼	2
General Civil - Level 2	2024	1	1	-	2	1	1	1	-	4	-	-	-	11	-54%	11
	2023	8	3	1	5	3	3	-	1	7	-	-	2	24	▼	33
General Civil - Level 3	2024	-	12	1	-	6	2	5	2	3	-	-	-	31	29%	31
	2023	1	3	2	6	5	2	2	1	2	2	2	2	24	▲	30
Miscellaneous Civil	2024	46	67	44	41	50	46	28	42	50	-	-	-	414	-28%	414
	2023	71	76	120	66	63	64	25	43	44	55	41	56	572	▼	724
Misdemeanor	2024	6	32	19	3	15	11	11	18	4	-	-	-	119	-20%	119
	2023	15	14	21	19	8	26	18	13	14	16	19	19	148	▼	202
Other	2024	27	20	20	19	18	13	11	11	11	-	-	-	150	-13%	150
	2023	27	19	26	17	17	14	20	23	10	16	11	17	173	▼	217
Other Criminally Related Matters	2024	2	2	4	1	2	2	1	1	1	-	-	-	16	-24%	16
	2023	5	3	1	-	3	3	2	-	4	2	4	1	21	▼	28
Probates/Wills & Trusts - Level 1	2024	-	-	-	-	-	-	-	-	-	-	-	-	0	-100%	0
	2023	-	-	-	-	-	1	-	-	-	-	-	-	1	▼	1
Probates/Wills & Trusts - Level 2	2024	1	1	1	1	1	-	-	-	-	-	-	-	5	-62%	5
	2023	-	-	-	-	7	3	-	-	3	2	-	-	13	▼	15
Protective Orders	2024	1	-	-	-	-	-	-	-	-	-	-	-	1	1	1
	2023	-	-	-	-	-	-	-	-	-	-	-	-	0	↔	0
Uncontested Divorce	2024	3	2	2	4	3	5	4	5	4	-	-	-	32	45%	32
	2023	1	4	2	4	3	1	3	2	2	10	3	3	22	▲	38

CPSS-CCMS-10.11 CASELOAD STATISTICS OF THE CIRCUIT COURTS

Montgomery

January 2023 -- September 2024 Dispositions


Alexandria and Fairfax Circuit are not Included in State Totals

Dashboard

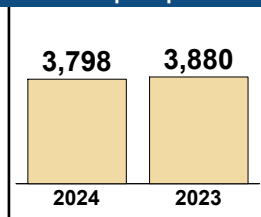
Court: Montgomery Circuit
Start/End Date: Jan-23 / Sep-24
2023 Average Month: 429
Jan-Sep 2023: 3,880
Dispositions Trending: ↔

Circuit/Court ID: 27 227121
Type of Case: Dispositions
2024 Average Month: 422
Jan-Sep 2024 : 3,798
Overall AVG. Month: 426

Monthly Dispositions Summary



Jan --- Sep Dispositions



Dispositions by Division

Divisions		Jan	Feb	Mar	Apr	May	Jun	Jul	Aug	Sep	Oct	Nov	Dec	Thru Sep	% Change	Total
Total	2024	352	494	382	429	354	326	512	576	373	-	-	-	3,798	-2%	3,798
	2023	432	456	558	395	426	378	417	464	354	419	498	345	3,880	▼	5,142
Civil	2024	33	42	28	41	35	41	41	38	30	-	-	-	329	-24%	329
	2023	50	42	54	52	37	46	69	50	34	39	38	41	434	▼	552
Criminal	2024	202	241	206	217	196	167	322	392	206	-	-	-	2,149	0%	2,149
	2023	184	268	349	187	228	199	228	300	211	255	320	147	2,154	▼	2,876
Concealed Handgun Permits	2024	82	122	115	123	96	79	110	82	89	-	-	-	898	-7%	898
	2023	156	108	125	100	133	94	82	77	86	96	100	84	961	▼	1,241
Miscellaneous/ Other	2024	35	88	33	48	27	38	39	64	46	-	-	-	418	26%	418
	2023	42	38	30	56	28	39	38	37	23	28	39	73	331	▲	471
Others	2024	-	1	-	-	-	1	-	-	2	-	-	-	4	4	4
	2023	-	-	-	-	-	-	-	-	-	1	1	-	0	↔	2

Dispositions by Case Category

Case Categories		Jan	Feb	Mar	Apr	May	Jun	Jul	Aug	Sep	Oct	Nov	Dec	Thru Sep	% Change	Total
Administrative Law	2024	-	-	-	-	-	1	1	-	-	-	-	-	2	100%	2
	2023	1	-	-	-	-	-	-	-	-	-	-	-	1	▲	1
Contested Divorce	2024	5	3	6	2	2	7	2	3	3	-	-	-	33	-42%	33
	2023	-	7	4	8	5	10	8	8	7	4	8	7	57	▼	76
Domestic and Family - Level 1	2024	1	3	1	13	6	5	5	5	7	-	-	-	46	-28%	46
	2023	16	6	5	7	6	2	18	4	-	4	6	10	64	▼	84
Domestic and Family - Level 2	2024	2	2	1	1	2	1	1	1	-	-	-	-	11	-54%	11
	2023	5	2	4	3	2	2	2	3	1	2	1	-	24	▼	27
Felonies and Related Matters	2024	123	168	115	122	125	104	222	242	151	-	-	-	1,372	-2%	1,372
	2023	123	186	196	116	168	137	137	205	132	166	205	82	1,400	▼	1,853
General Civil - Level 1	2024	3	2	-	-	2	1	-	-	-	-	-	-	8	14%	8
	2023	-	2	1	1	-	2	1	-	-	-	2	1	7	▲	10
General Civil - Level 2	2024	11	12	11	9	9	8	6	9	6	-	-	-	81	31%	81
	2023	9	6	11	5	7	4	10	9	1	5	3	9	62	▲	79
General Civil - Level 3	2024	6	7	3	6	3	5	8	6	4	-	-	-	48	-36%	48
	2023	9	6	11	2	5	4	19	10	9	8	-	4	75	▼	87
Miscellaneous Civil	2024	103	150	134	158	116	109	142	128	117	-	-	-	1,157	-3%	1,157
	2023	179	129	148	143	153	121	109	108	103	115	127	104	1,193	▼	1,539
Misdemeanor	2024	66	67	85	86	65	54	88	134	50	-	-	-	695	1%	695
	2023	51	75	144	62	55	56	77	88	77	76	100	53	685	▲	914
Other	2024	9	59	10	9	4	7	6	12	19	-	-	-	135	69%	135
	2023	17	16	4	9	8	11	8	3	4	8	13	50	80	▲	151
Other Criminally Related Matters	2024	13	6	6	9	6	9	12	16	5	-	-	-	82	17%	82
	2023	10	7	9	9	5	7	14	7	2	13	15	12	70	▲	110
Probates/Wills & Trusts - Level 1	2024	-	-	-	-	-	-	-	-	-	-	-	-	0	-100%	0
	2023	-	-	-	-	-	-	1	-	-	-	-	1	1	▼	2
Probates/Wills & Trusts - Level 2	2024	-	1	1	2	1	-	-	3	-	-	-	-	8	-53%	8
	2023	2	1	3	5	1	3	1	1	-	-	3	1	17	▼	21
Protective Orders	2024	-	-	-	-	-	-	-	-	-	-	-	-	0	0	0
	2023	-	-	-	-	-	-	-	-	-	-	1	-	0	↔	1
Uncontested Divorce	2024	10	14	9	12	13	15	19	17	11	-	-	-	120	-17%	120
	2023	10	13	18	25	11	19	12	18	18	18	14	11	144	▼	187

This report reflects data in the case management system. Numbers will update accordingly as reports are refreshed and posted.

Dashboard		Monthly Dispositions Summary		Jan --- Sep Dispositions	
<p>Court: Pulaski Circuit Start/End Date: Jan-23 / Sep-24 2023 Average Month: 279 Jan-Sep 2023: 2,644 Dispositions Trending: ▼</p>	<p>Circuit/Court ID: 27 227155 Type of Case: Dispositions 2024 Average Month: 276 Jan-Sep 2024 : 2,482 Overall AVG. Month: 278</p>	<p style="text-align: center;">Jan 23 - Sep 24</p>		<div style="display: flex; justify-content: space-around;"> <div style="text-align: center;"> <p>2,482</p> <div style="width: 40px; height: 40px; background-color: #f0e68c; margin: 0 auto;"></div> <p>2024</p> </div> <div style="text-align: center;"> <p>2,644</p> <div style="width: 40px; height: 40px; background-color: #f0e68c; margin: 0 auto;"></div> <p>2023</p> </div> </div>	

Dispositions by Division																
Divisions		Jan	Feb	Mar	Apr	May	Jun	Jul	Aug	Sep	Oct	Nov	Dec	Thru Sep	% Change	Total
Total	2024	279	302	230	341	228	263	220	267	352	-	-	-	2,482	-6%	2,482
	2023	213	336	432	193	281	348	250	319	272	230	281	192	2,644	▼	3,347
Civil	2024	20	36	19	46	23	47	15	26	16	-	-	-	248	2%	248
	2023	30	26	31	21	51	18	22	22	21	24	23	20	242	▲	309
Criminal	2024	151	180	147	206	87	126	146	228	207	-	-	-	1,478	-3%	1,478
	2023	116	202	191	108	146	246	114	205	193	120	172	116	1,521	▼	1,929
Concealed Handgun Permits	2024	100	75	47	77	100	77	47	3	124	-	-	-	650	-13%	650
	2023	50	100	197	51	50	73	103	74	50	75	75	50	748	▼	948
Miscellaneous/ Other	2024	8	11	17	12	18	13	12	10	5	-	-	-	106	-19%	106
	2023	15	8	13	13	34	11	11	18	8	11	11	6	131	▼	159
Others	2024	-	-	-	-	-	-	-	-	-	-	-	-	0	-100%	0
	2023	2	-	-	-	-	-	-	-	-	-	-	-	2	▼	2

Dispositions by Case Category																
Case Categories		Jan	Feb	Mar	Apr	May	Jun	Jul	Aug	Sep	Oct	Nov	Dec	Thru Sep	% Change	Total
Administrative Law	2024	-	1	-	-	-	-	-	-	-	-	-	-	1	0%	1
	2023	-	-	-	1	-	-	-	-	-	-	-	-	-	1	↔
Capital Murder	2024	-	-	-	-	-	-	-	-	1	-	-	-	1	0%	1
	2023	-	-	-	-	-	-	-	1	-	-	-	-	1	↔	1
Contested Divorce	2024	3	5	-	4	3	4	2	-	2	-	-	-	23	-26%	23
	2023	4	5	5	2	6	-	1	4	4	4	1	2	31	▼	38
Domestic and Family - Level 1	2024	5	6	3	29	4	24	3	1	3	-	-	-	78	8%	78
	2023	5	13	12	13	8	5	6	8	2	8	5	4	72	▲	89
Domestic and Family - Level 2	2024	-	3	1	2	-	-	-	3	1	-	-	-	10	25%	10
	2023	4	-	-	-	2	-	1	-	1	-	-	-	8	▲	8
Felonies and Related Matters	2024	116	109	109	129	46	82	114	144	157	-	-	-	1,006	-9%	1,006
	2023	73	147	139	78	93	191	87	136	156	93	109	80	1,100	▼	1,382
General Civil - Level 1	2024	-	-	-	-	-	1	1	-	-	-	-	-	2	-50%	2
	2023	1	-	-	-	2	-	-	-	2	-	-	-	4	▼	4
General Civil - Level 2	2024	1	2	3	2	4	3	1	6	-	-	-	-	22	-21%	22
	2023	7	1	1	1	8	1	4	2	3	1	3	3	28	▼	35
General Civil - Level 3	2024	3	4	1	-	3	2	1	6	2	-	-	-	22	-19%	22
	2023	2	3	4	-	8	1	3	2	4	2	2	-	27	▼	31
Miscellaneous Civil	2024	108	87	64	89	119	94	57	12	129	-	-	-	759	-13%	759
	2023	66	107	209	63	78	86	112	92	56	90	85	57	869	▼	1,101
Misdemeanor	2024	27	63	33	67	30	37	28	67	43	-	-	-	395	13%	395
	2023	29	48	44	23	39	53	23	59	32	26	54	32	350	▲	462
Other	2024	-	-	-	-	-	1	-	-	-	-	-	-	1	-80%	1
	2023	2	-	-	-	3	-	-	-	-	-	-	1	5	▼	6
Other Criminally Related Matters	2024	8	8	5	10	11	8	4	21	6	-	-	-	81	14%	81
	2023	14	8	8	7	14	2	4	9	5	1	9	4	71	▲	85
Probates/Wills & Trusts - Level 1	2024	-	1	-	-	-	-	-	-	-	-	-	-	1	0%	1
	2023	-	-	-	-	-	-	-	-	1	-	-	-	1	↔	1
Probates/Wills & Trusts - Level 2	2024	1	4	3	1	2	2	3	1	3	-	-	-	20	122%	20
	2023	1	-	2	1	4	1	-	-	-	1	-	3	9	▲	13
Protective Orders	2024	-	3	-	2	1	2	-	1	-	-	-	-	9	-44%	9
	2023	1	2	1	-	6	3	2	1	-	-	8	-	16	▼	24
Uncontested Divorce	2024	7	6	8	6	5	3	6	5	5	-	-	-	51	0%	51
	2023	5	2	7	4	10	5	7	5	6	4	5	6	51	↔	66

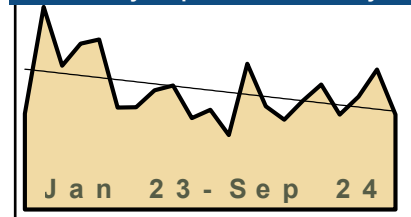
This report reflects data in the case management system. Numbers will update accordingly as reports are refreshed and posted.

Dashboard

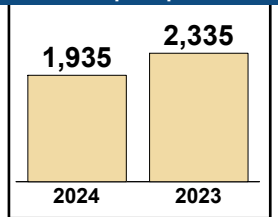
Court: Wythe Circuit
Start/End Date: Jan-23 / Sep-24
2023 Average Month: 237
Jan-Sep 2023: 2,335
Dispositions Trending: ▼

Circuit/Court ID: 27 227197
Type of Case: Dispositions
2024 Average Month: 215
Jan-Sep 2024 : 1,935
Overall AVG. Month: 227

Monthly Dispositions Summary



Jan --- Sep Dispositions



Dispositions by Division

Divisions		Jan	Feb	Mar	Apr	May	Jun	Jul	Aug	Sep	Oct	Nov	Dec	Thru Sep	% Change	Total
Total	2024	278	197	171	207	238	181	215	267	181	-	-	-	1,935	-17%	1,935
	2023	183	386	274	316	324	194	195	227	236	174	190	142	2,335	▼	2,841
Civil	2024	18	20	21	35	39	23	47	32	19	-	-	-	254	13%	254
	2023	11	25	21	28	22	32	29	32	24	17	23	24	224	▲	288
Criminal	2024	145	73	65	83	135	94	114	110	83	-	-	-	902	-17%	902
	2023	67	188	95	154	200	66	87	111	124	60	101	59	1,092	▼	1,312
Concealed Handgun Permits	2024	99	87	67	77	57	52	38	104	62	-	-	-	643	-25%	643
	2023	89	158	131	114	87	78	60	67	70	81	57	49	854	▼	1,041
Miscellaneous/ Other	2024	15	17	18	12	7	12	16	21	17	-	-	-	135	-18%	135
	2023	16	15	27	20	15	18	19	17	18	16	9	10	165	▼	200
Others	2024	1	-	-	-	-	-	-	-	-	-	-	-	1	1	1
	2023	-	-	-	-	-	-	-	-	-	-	-	-	0	↔	0

Dispositions by Case Category

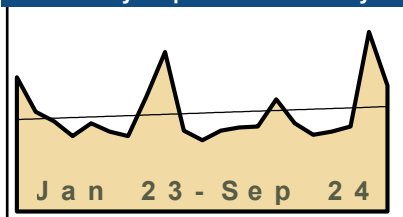
Case Categories		Jan	Feb	Mar	Apr	May	Jun	Jul	Aug	Sep	Oct	Nov	Dec	Thru Sep	% Change	Total
Contested Divorce	2024	1	4	5	1	6	1	4	2	2	-	-	-	26	-37%	26
	2023	1	7	1	1	2	13	6	4	6	3	3	5	41	▼	52
Domestic and Family - Level 1	2024	4	1	8	14	1	18	23	14	2	-	-	-	85	102%	85
	2023	-	3	15	11	6	1	-	4	2	3	1	-	42	▲	46
Domestic and Family - Level 2	2024	1	1	1	1	2	-	5	-	3	-	-	-	14	180%	14
	2023	-	1	-	2	-	-	-	1	1	-	1	-	5	▲	6
Felonies and Related Matters	2024	108	55	41	62	89	63	93	77	58	-	-	-	646	-24%	646
	2023	61	144	65	124	156	53	63	87	98	39	82	50	851	▼	1,022
General Civil - Level 1	2024	-	-	-	-	1	-	-	-	1	-	-	-	2	-33%	2
	2023	-	1	-	-	-	1	-	-	1	-	-	-	3	▼	3
General Civil - Level 2	2024	3	1	3	4	4	1	5	3	4	-	-	-	28	33%	28
	2023	4	5	1	1	1	1	2	3	3	1	4	1	21	▲	27
General Civil - Level 3	2024	4	4	4	5	8	2	6	3	3	-	-	-	39	11%	39
	2023	-	6	2	3	4	4	2	8	6	5	3	2	35	▲	45
Miscellaneous Civil	2024	113	107	85	90	71	65	55	124	74	-	-	-	784	-23%	784
	2023	104	171	157	136	104	97	81	85	86	96	71	66	1,021	▼	1,254
Misdemeanor	2024	36	16	20	16	39	28	17	26	23	-	-	-	221	10%	221
	2023	2	41	25	24	38	7	20	22	22	19	18	8	201	▲	246
Other	2024	2	-	-	-	1	-	-	-	-	-	-	-	3	-25%	3
	2023	-	-	1	-	-	-	1	1	1	-	-	-	4	▼	4
Other Criminally Related Matters	2024	1	2	4	5	8	3	4	7	2	-	-	-	36	-14%	36
	2023	4	3	5	7	6	6	4	3	4	2	1	1	42	▼	46
Probates/Wills & Trusts - Level 1	2024	-	-	-	1	-	-	-	1	-	-	-	-	2	100%	2
	2023	-	-	-	-	-	-	-	1	-	-	-	-	1	▲	1
Probates/Wills & Trusts - Level 2	2024	2	2	-	-	-	-	1	4	2	-	-	-	11	-21%	11
	2023	-	3	-	2	3	1	3	-	2	1	2	-	14	▼	17
Uncontested Divorce	2024	3	4	-	8	8	-	2	6	7	-	-	-	38	-30%	38
	2023	7	1	2	5	4	10	13	8	4	5	4	9	54	▼	72

Dashboard

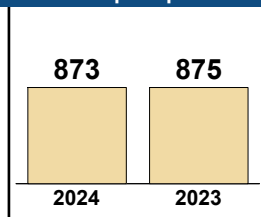
Court: Radford Circuit
Start/End Date: Jan-23 / Sep-24
2023 Average Month: 91
Jan-Sep 2023: 875
Dispositions Trending: ↔

Circuit/Court ID: 27 227750
Type of Case: Dispositions
2024 Average Month: 97
Jan-Sep 2024 : 873
Overall AVG. Month: 94

Monthly Dispositions Summary



Jan --- Sep Dispositions



Dispositions by Division

Divisions		Jan	Feb	Mar	Apr	May	Jun	Jul	Aug	Sep	Oct	Nov	Dec	Thru Sep	% Change	Total
Total	2024	80	81	107	84	73	76	81	171	120	-	-	-	873	0%	873
	2023	128	95	86	72	84	76	72	110	152	77	68	77	875	▼	1,097
Civil	2024	8	4	13	5	5	4	4	3	2	-	-	-	48	-43%	48
	2023	16	1	5	10	18	6	8	12	8	4	5	5	84	▼	98
Criminal	2024	41	44	73	47	30	59	56	139	94	-	-	-	583	10%	583
	2023	73	70	54	39	32	40	33	70	121	57	40	51	532	▲	680
Concealed Handgun Permits	2024	27	28	15	22	15	9	8	19	21	-	-	-	164	-13%	164
	2023	32	19	18	18	19	26	18	20	19	13	19	16	189	▼	237
Miscellaneous/ Other	2024	4	5	6	10	23	4	13	10	3	-	-	-	78	15%	78
	2023	7	5	9	5	15	4	12	7	4	3	4	5	68	▲	80
Others	2024	-	-	-	-	-	-	-	-	-	-	-	-	0	-100%	0
	2023	-	-	-	-	-	-	1	1	-	-	-	-	2	▼	2

Dispositions by Case Category

Case Categories		Jan	Feb	Mar	Apr	May	Jun	Jul	Aug	Sep	Oct	Nov	Dec	Thru Sep	% Change	Total
Capital Murder	2024	-	-	-	-	-	-	-	-	-	-	-	-	0	0	0
	2023	-	-	-	-	-	-	-	-	-	1	-	-	0	↔	1
Contested Divorce	2024	-	-	-	1	-	-	1	1	-	-	-	-	3	-67%	3
	2023	2	-	1	-	4	-	-	1	1	2	1	-	9	▼	12
Domestic and Family - Level 1	2024	-	3	9	3	3	-	-	-	1	-	-	-	19	-39%	19
	2023	10	-	-	6	2	2	-	9	2	-	2	-	31	▼	33
Domestic and Family - Level 2	2024	-	-	-	-	-	-	-	-	-	-	-	-	0	-100%	0
	2023	-	1	-	3	1	1	3	-	-	-	1	-	9	▼	10
Felonies and Related Matters	2024	30	29	52	34	18	36	37	95	75	-	-	-	406	5%	406
	2023	55	52	32	30	19	26	22	50	99	39	26	40	385	▲	490
General Civil - Level 1	2024	-	-	-	1	-	-	-	-	-	-	-	-	1	1	1
	2023	-	-	-	-	-	-	-	-	-	-	-	-	0	↔	0
General Civil - Level 2	2024	1	1	1	-	3	-	1	-	-	-	-	-	7	-36%	7
	2023	2	-	3	-	3	-	2	-	1	1	1	4	11	▼	17
General Civil - Level 3	2024	3	-	2	-	-	1	-	2	-	-	-	-	8	-20%	8
	2023	-	-	1	-	8	-	1	-	-	-	-	-	10	▼	10
Miscellaneous Civil	2024	31	33	20	31	36	13	21	28	24	-	-	-	237	-4%	237
	2023	38	23	25	23	29	30	30	26	23	15	23	20	247	▼	305
Misdemeanor	2024	8	15	19	13	8	20	15	41	17	-	-	-	156	16%	156
	2023	15	18	21	7	12	13	7	20	21	15	13	11	134	▲	173
Other	2024	-	-	-	-	-	-	-	-	-	-	-	-	0	-100%	0
	2023	-	-	-	-	-	-	1	2	-	-	-	-	3	▼	3
Other Criminally Related Matters	2024	3	-	2	-	4	3	4	3	2	-	-	-	21	50%	21
	2023	3	-	1	2	1	1	4	1	1	2	1	-	14	▲	17
Probates/Wills & Trusts - Level 1	2024	-	-	-	-	-	-	-	-	-	-	-	-	0	-100%	0
	2023	-	-	-	-	-	-	1	-	-	-	-	-	1	▼	1
Probates/Wills & Trusts - Level 2	2024	-	-	-	-	-	-	-	1	-	-	-	-	1	0%	1
	2023	-	-	-	-	-	1	-	-	-	-	-	-	1	↔	1
Protective Orders	2024	-	-	-	-	-	-	-	-	-	-	-	-	0	-100%	0
	2023	-	-	-	-	-	-	-	-	1	1	-	-	1	▼	2
Uncontested Divorce	2024	4	-	2	1	1	3	2	-	1	-	-	-	14	-26%	14
	2023	3	1	2	1	5	2	1	1	3	1	-	2	19	▼	22

CPSS-CCMS-10.11 CASELOAD STATISTICS OF THE CIRCUIT COURTS

Smyth

January 2023 -- September 2024 Dispositions

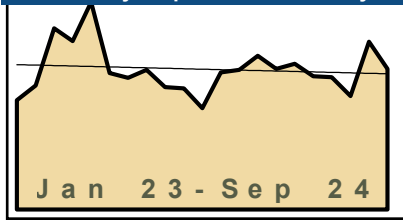
Alexandria and Fairfax Circuit are not Included in State Totals

Dashboard

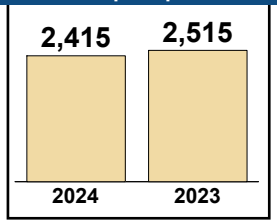
Court: Smyth Circuit
Start/End Date: Jan-23 / Sep-24
2023 Average Month: 267
Jan-Sep 2023: 2,515
Dispositions Trending: ▼

Circuit/Court ID: 28 228173
Type of Case: Dispositions
2024 Average Month: 268
Jan-Sep 2024 : 2,415
Overall AVG. Month: 267

Monthly Dispositions Summary



Jan --- Sep Dispositions



Dispositions by Division

Divisions		Jan	Feb	Mar	Apr	May	Jun	Jul	Aug	Sep	Oct	Nov	Dec	Thru Sep	% Change	Total
Total	2024	266	293	268	278	254	252	216	320	268	-	-	-	2,415	-4%	2,415
	2023	208	236	345	321	395	260	251	266	233	231	193	261	2,515	▼	3,200
Civil	2024	9	26	36	33	41	29	31	43	17	-	-	-	265	8%	265
	2023	22	16	28	25	32	22	23	32	46	66	28	19	246	▲	359
Criminal	2024	69	123	61	94	73	90	60	105	121	-	-	-	796	-3%	796
	2023	42	71	109	95	86	121	112	111	71	58	60	57	818	▼	993
Concealed Handgun Permits	2024	70	84	107	91	52	55	62	84	46	-	-	-	651	-30%	651
	2023	84	74	149	140	219	62	64	67	65	44	55	55	924	▼	1,078
Miscellaneous/ Other	2024	111	48	55	48	77	60	46	67	51	-	-	-	563	25%	563
	2023	57	67	42	57	47	46	51	44	41	58	39	120	452	▲	669
Others	2024	7	12	9	12	11	18	17	21	33	-	-	-	140	87%	140
	2023	3	8	17	4	11	9	1	12	10	5	11	10	75	▲	101

Dispositions by Case Category

Case Categories		Jan	Feb	Mar	Apr	May	Jun	Jul	Aug	Sep	Oct	Nov	Dec	Thru Sep	% Change	Total
Administrative Law	2024	-	-	-	-	-	-	-	-	-	-	-	-	0	-100%	0
	2023	-	-	-	-	-	-	-	-	1	1	-	-	1	▼	2
Contested Divorce	2024	-	1	2	2	3	7	4	7	1	-	-	-	27	-23%	27
	2023	6	1	1	4	2	1	5	4	11	11	3	2	35	▼	51
Domestic and Family - Level 1	2024	1	12	2	3	18	3	4	6	-	-	-	-	49	29%	49
	2023	-	2	14	6	10	-	3	2	1	3	-	3	38	▲	44
Domestic and Family - Level 2	2024	1	-	2	3	1	6	5	5	2	-	-	-	25	14%	25
	2023	3	3	1	1	2	2	2	6	2	9	6	1	22	▲	38
Felonies and Related Matters	2024	62	90	53	70	64	73	37	88	100	-	-	-	637	-2%	637
	2023	32	62	93	73	69	100	97	79	42	34	41	34	647	▼	756
General Civil - Level 1	2024	-	-	2	-	-	-	-	-	1	-	-	-	3	0%	3
	2023	-	-	-	-	2	-	1	-	-	1	-	1	3	↔	5
General Civil - Level 2	2024	3	1	7	3	1	3	3	3	3	-	-	-	27	4%	27
	2023	1	1	3	3	3	5	2	4	4	13	8	2	26	▲	49
General Civil - Level 3	2024	1	5	7	9	5	1	4	7	-	-	-	-	39	15%	39
	2023	-	4	4	-	4	6	2	9	5	9	1	2	34	▲	46
Miscellaneous Civil	2024	78	99	124	112	68	76	68	106	59	-	-	-	790	-23%	790
	2023	90	89	161	148	235	71	82	79	74	59	62	83	1,029	▼	1,233
Misdemeanor	2024	7	33	8	20	6	16	14	17	21	-	-	-	142	-10%	142
	2023	9	9	15	18	17	21	13	28	28	15	19	18	158	▼	210
Other	2024	107	44	45	39	70	57	56	65	71	-	-	-	554	36%	554
	2023	53	58	43	53	41	43	33	43	40	39	42	101	407	▲	589
Other Criminally Related Matters	2024	-	-	-	4	3	1	9	-	-	-	-	-	17	21%	17
	2023	1	-	1	4	-	-	3	4	1	9	-	5	14	▲	28
Probates/Wills & Trusts - Level 2	2024	-	1	4	3	7	-	1	1	4	-	-	-	21	11%	21
	2023	2	4	4	2	1	1	1	2	2	3	1	1	19	▲	24
Uncontested Divorce	2024	6	7	12	10	8	9	11	15	6	-	-	-	84	2%	84
	2023	11	3	5	9	9	10	7	6	22	25	10	8	82	▲	125

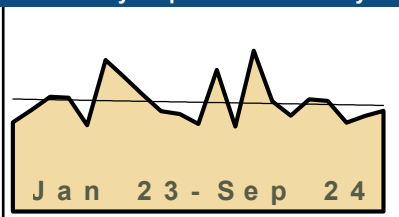
This report reflects data in the case management system. Numbers will update accordingly as reports are refreshed and posted.

Dashboard

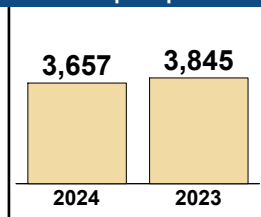
Court: Washington Circuit
Start/End Date: Jan-23 / Sep-24
2023 Average Month: 424
Jan-Sep 2023: 3,845
Dispositions Trending: ▼

Circuit/Court ID: 28 228191
Type of Case: Dispositions
2024 Average Month: 406
Jan-Sep 2024 : 3,657
Overall AVG. Month: 417

Monthly Dispositions Summary



Jan --- Sep Dispositions



Dispositions by Division

Divisions		Jan	Feb	Mar	Apr	May	Jun	Jul	Aug	Sep	Oct	Nov	Dec	Thru Sep	% Change	Total
Total	2024	324	613	420	365	427	421	339	364	384	-	-	-	3,657	-5%	3,657
	2023	340	387	437	434	329	577	513	446	382	371	334	540	3,845	▼	5,090
Civil	2024	30	20	22	30	24	40	24	35	43	-	-	-	268	-35%	268
	2023	37	27	40	44	50	47	40	50	79	28	28	20	414	▼	490
Criminal	2024	142	211	157	150	232	116	186	184	196	-	-	-	1,574	5%	1,574
	2023	118	154	190	119	135	211	260	209	107	128	191	113	1,503	▲	1,935
Concealed Handgun Permits	2024	80	192	181	119	129	217	78	89	98	-	-	-	1,183	-12%	1,183
	2023	127	153	137	218	83	263	145	96	124	159	55	233	1,346	▼	1,793
Miscellaneous/ Other	2024	67	184	55	61	38	47	49	54	44	-	-	-	599	3%	599
	2023	58	53	70	53	61	56	68	91	71	55	58	170	581	▲	864
Others	2024	5	6	5	5	4	1	2	2	3	-	-	-	33	3,200%	33
	2023	-	-	-	-	-	-	-	-	1	1	2	4	1	▲	8

Dispositions by Case Category

Case Categories		Jan	Feb	Mar	Apr	May	Jun	Jul	Aug	Sep	Oct	Nov	Dec	Thru Sep	% Change	Total
Administrative Law	2024	-	-	-	1	-	-	-	-	1	-	-	-	2	-33%	2
	2023	-	-	-	-	-	-	-	-	3	-	-	-	3	▼	3
Capital Murder	2024	-	-	-	-	-	-	-	-	-	-	-	-	0	-100%	0
	2023	3	-	-	-	-	-	-	-	-	1	-	-	3	▼	4
Contested Divorce	2024	1	1	2	7	2	6	2	6	4	-	-	-	31	0%	31
	2023	2	2	5	3	4	2	2	3	8	4	4	2	31	↔	41
Domestic and Family - Level 1	2024	5	-	-	3	-	5	-	2	9	-	-	-	24	-49%	24
	2023	7	1	5	7	16	5	4	1	1	12	-	-	47	▼	59
Domestic and Family - Level 2	2024	-	3	-	2	4	4	3	5	4	-	-	-	25	-26%	25
	2023	4	4	2	6	5	3	2	2	6	2	-	2	34	▼	38
Felonies and Related Matters	2024	105	156	129	120	172	91	125	136	159	-	-	-	1,193	0%	1,193
	2023	102	128	139	96	109	164	229	153	77	95	119	90	1,197	▼	1,501
General Civil - Level 1	2024	-	-	1	-	-	-	-	-	2	-	-	-	3	-50%	3
	2023	1	-	-	2	-	1	2	-	-	-	-	-	6	▼	6
General Civil - Level 2	2024	11	6	4	5	2	1	7	8	4	-	-	-	48	-40%	48
	2023	10	8	7	9	4	8	5	13	16	2	6	2	80	▼	90
General Civil - Level 3	2024	3	2	1	2	1	3	5	-	6	-	-	-	23	-58%	23
	2023	1	3	5	2	2	12	5	12	13	3	-	1	55	▼	59
Miscellaneous Civil	2024	100	214	196	138	145	232	102	112	125	-	-	-	1,364	-14%	1,364
	2023	144	172	159	241	113	293	179	136	149	175	73	248	1,586	▼	2,082
Misdemeanor	2024	25	54	28	27	49	25	56	38	27	-	-	-	329	26%	329
	2023	12	25	43	20	25	39	30	37	30	32	72	19	261	▲	384
Other	2024	53	171	47	44	31	32	29	37	20	-	-	-	464	32%	464
	2023	44	34	47	30	36	30	36	52	43	38	48	165	352	▲	603
Other Criminally Related Matters	2024	12	2	-	3	11	-	5	10	10	-	-	-	53	13%	53
	2023	3	1	9	3	3	8	1	19	-	-	-	4	47	▲	51
Probates/Wills & Trusts - Level 1	2024	-	-	1	2	1	1	1	-	-	-	-	-	6	-40%	6
	2023	-	-	1	-	-	2	-	1	6	1	-	-	10	▼	11
Probates/Wills & Trusts - Level 2	2024	2	1	5	2	2	1	1	1	-	-	-	-	15	-29%	15
	2023	2	-	2	4	2	1	3	4	3	-	1	1	21	▼	23
Protective Orders	2024	-	1	2	3	-	1	-	-	-	-	-	-	7	-22%	7
	2023	-	2	1	-	-	-	2	4	-	1	1	-	9	▼	11
Uncontested Divorce	2024	7	2	4	6	7	19	3	9	13	-	-	-	70	-32%	70
	2023	5	7	12	11	10	9	13	9	27	5	10	6	103	▼	124

CPSS-CCMS-10.11 CASELOAD STATISTICS OF THE CIRCUIT COURTS

Bristol

January 2023 -- September 2024 Dispositions

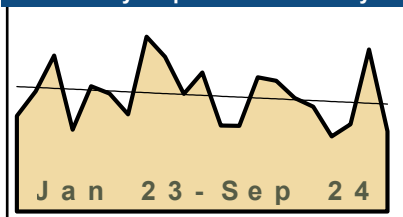
Alexandria and Fairfax Circuit are not Included in State Totals

Dashboard

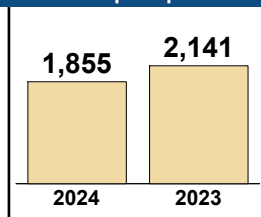
Court: Bristol Circuit
Start/End Date: Jan-23 / Sep-24
2023 Average Month: 233
Jan-Sep 2023: 2,141
Dispositions Trending: ▼

Circuit/Court ID: 28 228520
Type of Case: Dispositions
2024 Average Month: 206
Jan-Sep 2024 : 1,855
Overall AVG. Month: 221

Monthly Dispositions Summary



Jan --- Sep Dispositions



Dispositions by Division

Divisions		Jan	Feb	Mar	Apr	May	Jun	Jul	Aug	Sep	Oct	Nov	Dec	Thru Sep	% Change	Total
Total	2024	163	256	249	216	200	143	166	309	153	-	-	-	1,855	-13%	1,855
	2023	182	229	297	156	239	225	185	333	295	224	265	164	2,141	▼	2,794
Civil	2024	18	29	25	16	14	7	13	21	18	-	-	-	161	13%	161
	2023	13	19	14	15	16	12	16	23	15	10	14	18	143	▲	185
Criminal	2024	65	176	154	135	139	113	86	226	86	-	-	-	1,180	-5%	1,180
	2023	98	120	192	69	150	99	58	224	232	115	175	95	1,242	▼	1,627
Concealed Handgun Permits	2024	24	7	36	24	17	7	30	12	12	-	-	-	169	-26%	169
	2023	24	35	44	29	27	6	33	19	12	16	12	17	229	▼	274
Miscellaneous/ Other	2024	56	44	34	40	30	16	37	50	37	-	-	-	344	-34%	344
	2023	47	54	47	42	46	107	78	67	36	83	64	34	524	▼	705
Others	2024	-	-	-	1	-	-	-	-	-	-	-	-	1	-67%	1
	2023	-	1	-	1	-	1	-	-	-	-	-	-	3	▼	3

Dispositions by Case Category

Case Categories		Jan	Feb	Mar	Apr	May	Jun	Jul	Aug	Sep	Oct	Nov	Dec	Thru Sep	% Change	Total
Administrative Law	2024	-	-	-	-	-	-	-	-	-	-	-	-	0	-100%	0
	2023	-	-	-	-	-	1	-	-	1	1	-	-	2	▼	3
Capital Murder	2024	-	-	-	-	1	-	-	-	-	-	-	-	1	1	1
	2023	-	-	-	-	-	-	-	-	-	-	-	-	0	↔	0
Contested Divorce	2024	1	6	4	2	-	1	4	3	1	-	-	-	22	83%	22
	2023	2	1	2	-	1	1	1	2	2	3	-	1	12	▲	16
Domestic and Family - Level 1	2024	5	6	1	-	-	-	-	-	6	-	-	-	18	38%	18
	2023	-	-	-	6	-	5	1	-	1	-	1	6	13	▲	20
Domestic and Family - Level 2	2024	-	2	-	1	-	-	-	-	-	-	-	-	3	-80%	3
	2023	1	-	-	1	4	6	-	3	-	1	1	1	15	▼	18
Felonies and Related Matters	2024	54	138	111	110	103	96	64	165	62	-	-	-	903	-8%	903
	2023	80	89	153	47	124	78	43	176	193	82	137	71	983	▼	1,273
General Civil - Level 1	2024	-	-	-	-	-	-	-	-	1	-	-	-	1	-50%	1
	2023	-	-	-	-	1	-	-	1	-	-	-	-	2	▼	2
General Civil - Level 2	2024	1	2	1	-	2	2	-	3	1	-	-	-	12	-59%	12
	2023	5	2	3	2	3	2	7	4	1	2	4	2	29	▼	37
General Civil - Level 3	2024	3	3	9	-	3	2	3	13	1	-	-	-	37	-5%	37
	2023	4	2	4	3	3	14	1	7	1	17	6	2	39	▼	64
Miscellaneous Civil	2024	53	26	50	46	26	12	45	25	25	-	-	-	308	-31%	308
	2023	39	45	52	48	46	62	78	56	20	50	31	38	446	▼	565
Misdemeanor	2024	10	35	43	25	32	11	21	60	13	-	-	-	250	13%	250
	2023	16	25	37	18	26	16	9	38	37	29	38	12	222	▲	301
Other	2024	26	25	21	24	22	11	24	32	28	-	-	-	213	-26%	213
	2023	29	47	38	23	27	33	34	28	30	31	41	13	289	▼	374
Other Criminally Related Matters	2024	1	3	-	-	3	6	1	1	11	-	-	-	26	-30%	26
	2023	2	6	2	4	-	5	6	10	2	4	-	13	37	▼	54
Probates/Wills & Trusts - Level 2	2024	2	2	-	-	1	1	1	-	2	-	-	-	9	200%	9
	2023	-	-	1	-	-	1	-	-	1	1	-	2	3	▲	6
Protective Orders	2024	-	-	-	1	-	-	1	-	-	-	-	-	2	2	2
	2023	-	-	-	-	-	-	-	-	-	-	-	-	0	↔	0
Uncontested Divorce	2024	7	8	9	7	7	1	2	7	2	-	-	-	50	2%	50
	2023	4	12	5	4	4	1	5	8	6	3	6	3	49	▲	61

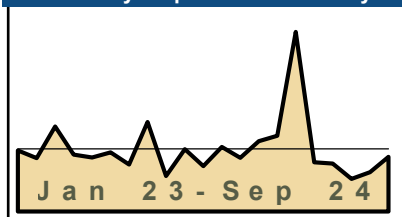
This report reflects data in the case management system. Numbers will update accordingly as reports are refreshed and posted.

Dashboard

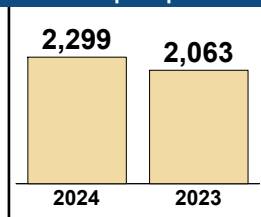
Court: Buchanan Circuit
Start/End Date: Jan-23 / Sep-24
2023 Average Month: 227
Jan-Sep 2023: 2,063
Dispositions Trending: ▲

Circuit/Court ID: 29 229027
Type of Case: Dispositions
2024 Average Month: 255
Jan-Sep 2024 : 2,299
Overall AVG. Month: 239

Monthly Dispositions Summary



Jan --- Sep Dispositions



Dispositions by Division

Divisions		Jan	Feb	Mar	Apr	May	Jun	Jul	Aug	Sep	Oct	Nov	Dec	Thru Sep	% Change	Total
Total	2024	205	268	289	685	187	183	124	150	208	-	-	-	2,299	11%	2,299
	2023	233	203	324	217	206	225	179	341	135	237	173	246	2,063	▲	2,719
Civil	2024	6	16	15	215	15	10	17	9	20	-	-	-	323	160%	323
	2023	14	18	20	13	19	9	11	18	2	12	8	8	124	▲	152
Criminal	2024	137	180	208	226	118	114	65	91	128	-	-	-	1,267	-6%	1,267
	2023	173	130	202	152	87	157	113	261	80	145	132	184	1,355	▼	1,816
Concealed Handgun Permits	2024	53	56	55	65	50	48	35	45	47	-	-	-	454	-12%	454
	2023	40	44	86	48	90	50	50	54	51	53	30	45	513	▼	641
Miscellaneous/ Other	2024	9	16	11	179	4	11	7	5	13	-	-	-	255	259%	255
	2023	6	11	16	4	10	9	5	8	2	27	3	9	71	▲	110

Dispositions by Case Category

Case Categories		Jan	Feb	Mar	Apr	May	Jun	Jul	Aug	Sep	Oct	Nov	Dec	Thru Sep	% Change	Total
Administrative Law	2024	-	-	-	5	-	-	1	-	-	-	-	-	6	500%	6
	2023	-	-	-	-	1	-	-	-	-	-	-	-	1	▲	1
Capital Murder	2024	-	2	-	-	-	-	-	-	-	-	-	-	2	2	2
	2023	-	-	-	-	-	-	-	-	-	-	-	-	0	↔	0
Contested Divorce	2024	-	-	3	26	2	-	1	1	1	-	-	-	34	240%	34
	2023	-	-	2	1	1	1	1	3	1	3	-	1	10	▲	14
Domestic and Family - Level 1	2024	-	7	1	8	-	-	11	2	12	-	-	-	41	64%	41
	2023	4	2	6	1	5	-	4	3	-	2	-	-	25	▲	27
Domestic and Family - Level 2	2024	1	1	-	4	-	2	-	-	2	-	-	-	10	-33%	10
	2023	1	5	-	2	2	1	1	3	-	1	2	-	15	▼	18
Felonies and Related Matters	2024	107	140	155	167	87	79	48	66	98	-	-	-	947	-4%	947
	2023	120	80	157	103	64	119	81	193	69	114	86	154	986	▼	1,340
General Civil	2024	-	-	-	1	-	-	-	-	-	-	-	-	1	1	1
	2023	-	-	-	-	-	-	-	-	-	-	-	-	0	↔	0
General Civil - Level 1	2024	-	2	1	10	-	-	-	-	-	-	-	-	13	1,200%	13
	2023	-	-	-	-	-	-	1	-	-	-	-	-	1	▲	1
General Civil - Level 2	2024	2	3	6	129	8	6	3	-	-	-	-	-	157	313%	157
	2023	4	4	4	7	6	6	-	7	-	5	4	3	38	▲	50
General Civil - Level 3	2024	1	3	1	45	2	1	-	3	1	-	-	-	57	470%	57
	2023	1	-	3	-	-	4	1	1	-	1	1	1	10	▲	13
Miscellaneous Civil	2024	61	69	64	146	52	58	41	50	59	-	-	-	600	5%	600
	2023	45	55	99	52	99	55	55	60	53	77	31	50	573	▲	731
Misdemeanor	2024	30	35	46	56	27	30	17	25	30	-	-	-	296	-2%	296
	2023	45	38	33	38	19	38	27	53	10	30	42	28	301	▼	401
Other	2024	-	-	-	12	-	-	-	-	-	-	-	-	12	500%	12
	2023	1	-	-	-	-	-	-	1	-	-	-	-	2	▲	2
Other Criminally Related Matters	2024	-	3	7	5	4	6	-	-	-	-	-	-	25	-63%	25
	2023	8	12	12	11	4	-	5	15	1	1	4	2	68	▼	75
Probates/Wills & Trusts - Level 1	2024	-	-	-	2	-	-	-	-	-	-	-	-	2	100%	2
	2023	-	-	-	-	-	-	1	-	-	-	-	-	1	▲	1
Probates/Wills & Trusts - Level 2	2024	-	1	-	2	-	-	-	1	-	-	-	-	4	33%	4
	2023	-	-	-	-	2	-	1	-	-	-	-	1	3	▲	4
Protective Orders	2024	1	-	2	-	1	-	-	1	2	-	-	-	7	600%	7
	2023	-	-	1	-	-	-	-	-	-	-	-	2	1	▲	3
Uncontested Divorce	2024	2	2	3	67	4	1	2	1	3	-	-	-	85	204%	85
	2023	4	7	7	2	3	1	1	2	1	3	3	4	28	▲	38

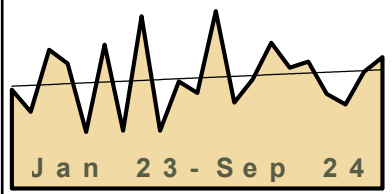
This report reflects data in the case management system. Numbers will update accordingly as reports are refreshed and posted.

Dashboard

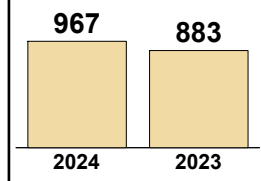
Court: Dickenson Circuit
Start/End Date: Jan-23 / Sep-24
2023 Average Month: 104
Jan-Sep 2023: 883
Dispositions Trending: ▲

Circuit/Court ID: 29 229051
Type of Case: Dispositions
2024 Average Month: 107
Jan-Sep 2024 : 967
Overall AVG. Month: 105

Monthly Dispositions Summary



Jan --- Sep Dispositions



Dispositions by Division

Divisions		Jan	Feb	Mar	Apr	May	Jun	Jul	Aug	Sep	Oct	Nov	Dec	Thru Sep	% Change	Total
Total	2024	82	104	139	115	121	90	80	111	125	-	-	-	967	10%	967
	2023	94	73	132	119	54	137	55	164	55	102	91	169	883	▲	1,245
Civil	2024	3	4	6	22	8	10	7	7	8	-	-	-	75	-17%	75
	2023	13	6	17	8	13	6	9	16	2	13	7	7	90	▼	117
Criminal	2024	38	45	69	43	50	47	32	61	65	-	-	-	450	0%	450
	2023	45	25	53	73	14	98	22	100	22	29	45	91	452	▼	617
Concealed Handgun Permits	2024	36	41	46	40	44	18	26	37	34	-	-	-	322	20%	322
	2023	31	34	53	36	21	24	19	31	19	46	31	35	268	▲	380
Miscellaneous/ Other	2024	5	14	18	10	19	15	15	6	18	-	-	-	120	67%	120
	2023	5	8	9	2	6	8	5	17	12	14	8	36	72	▲	130
Others	2024	-	-	-	-	-	-	-	-	-	-	-	-	0	-100%	0
	2023	-	-	-	-	-	1	-	-	-	-	-	-	1	▼	1

Dispositions by Case Category

Case Categories		Jan	Feb	Mar	Apr	May	Jun	Jul	Aug	Sep	Oct	Nov	Dec	Thru Sep	% Change	Total
Capital Murder	2024	-	-	-	-	-	-	3	-	-	-	-	-	3	3	3
	2023	-	-	-	-	-	-	-	-	-	-	-	-	0	↔	0
Contested Divorce	2024	-	1	2	2	3	2	-	1	2	-	-	-	13	44%	13
	2023	2	1	-	-	1	1	2	2	-	4	1	2	9	▲	16
Domestic and Family - Level 1	2024	-	-	-	15	-	1	1	2	-	-	-	-	19	58%	19
	2023	4	-	2	-	-	3	2	1	-	-	2	-	12	▲	14
Domestic and Family - Level 2	2024	-	-	-	-	-	1	-	1	-	-	-	-	2	-80%	2
	2023	-	1	1	2	-	-	-	4	2	-	-	-	10	▼	10
Felonies and Related Matters	2024	23	41	50	35	40	43	27	51	54	-	-	-	364	-3%	364
	2023	38	22	47	59	11	87	14	80	19	26	33	76	377	▼	512
General Civil - Level 2	2024	-	-	1	4	2	-	1	-	3	-	-	-	11	10%	11
	2023	-	1	3	1	4	-	-	1	-	1	2	3	10	▲	16
General Civil - Level 3	2024	2	2	2	-	3	3	-	-	1	-	-	-	13	8%	13
	2023	3	2	2	1	1	-	3	-	-	2	-	1	12	▲	15
Miscellaneous Civil	2024	39	43	49	40	46	20	27	38	37	-	-	-	339	20%	339
	2023	32	36	55	37	22	25	20	33	22	53	35	38	282	▲	408
Misdemeanor	2024	15	4	18	9	7	2	2	8	10	-	-	-	75	12%	75
	2023	7	3	5	14	3	10	5	18	2	3	10	15	67	▲	95
Other	2024	2	12	15	9	16	13	13	5	14	-	-	-	99	68%	99
	2023	5	6	5	1	5	8	4	16	9	7	4	31	59	▲	101
Other Criminally Related Matters	2024	-	-	1	-	3	2	-	2	1	-	-	-	9	13%	9
	2023	-	-	1	-	-	1	3	2	1	-	2	-	8	▲	10
Probates/Wills & Trusts - Level 2	2024	1	-	-	-	-	-	-	-	2	-	-	-	3	0%	3
	2023	-	-	2	-	-	-	-	-	1	-	1	-	3	↔	5
Uncontested Divorce	2024	-	1	1	1	1	3	6	3	1	-	-	-	17	-50%	17
	2023	3	1	9	4	7	2	2	6	-	5	1	3	34	▼	43

Dashboard		Monthly Dispositions Summary		Jan --- Sep Dispositions	
<p>Court: Russell Circuit Start/End Date: Jan-23 / Sep-24 2023 Average Month: 190 Jan-Sep 2023: 1,803 Dispositions Trending: ▲</p>	<p>Circuit/Court ID: 29 229167 Type of Case: Dispositions 2024 Average Month: 216 Jan-Sep 2024 : 1,948 Overall AVG. Month: 201</p>	<p>Jan 23 - Sep 24</p>		<p>2024: 1,948 2023: 1,803</p>	

Dispositions by Division																
Divisions		Jan	Feb	Mar	Apr	May	Jun	Jul	Aug	Sep	Oct	Nov	Dec	Thru Sep	% Change	Total
Total	2024	168	164	289	303	231	212	213	201	167	-	-	-	1,948	8%	1,948
	2023	209	180	188	214	215	227	201	227	142	146	163	170	1,803	▲	2,282
Civil	2024	18	15	13	45	23	13	23	17	22	-	-	-	189	17%	189
	2023	10	20	15	12	37	10	19	24	14	14	38	18	161	▲	231
Criminal	2024	92	62	169	99	92	112	113	75	84	-	-	-	898	-8%	898
	2023	122	85	85	88	94	155	129	159	61	93	60	96	978	▼	1,227
Concealed Handgun Permits	2024	52	85	102	120	108	83	71	100	58	-	-	-	779	27%	779
	2023	73	74	80	108	69	59	50	40	62	35	47	52	615	▲	749
Miscellaneous/ Other	2024	6	2	5	39	8	4	6	9	3	-	-	-	82	67%	82
	2023	4	1	8	6	15	3	3	4	5	4	18	4	49	▲	75

Dispositions by Case Category																
Case Categories		Jan	Feb	Mar	Apr	May	Jun	Jul	Aug	Sep	Oct	Nov	Dec	Thru Sep	% Change	Total
Contested Divorce	2024	1	2	2	2	2	3	4	2	1	-	-	-	19	-21%	19
	2023	1	3	3	2	8	-	2	1	4	3	6	4	24	▼	37
Domestic and Family - Level 1	2024	3	-	-	5	2	-	4	2	1	-	-	-	17	55%	17
	2023	1	-	3	-	4	-	2	-	1	1	6	-	11	▲	18
Domestic and Family - Level 2	2024	1	2	-	6	-	-	2	-	2	-	-	-	13	18%	13
	2023	1	3	2	1	-	-	3	-	1	2	-	3	11	▲	16
Felonies and Related Matters	2024	57	32	120	85	64	90	95	54	62	-	-	-	659	-15%	659
	2023	91	52	67	72	73	130	108	128	56	71	41	59	777	▼	948
General Civil - Level 1	2024	-	1	-	-	-	-	1	-	-	-	-	-	2	100%	2
	2023	-	-	-	-	-	-	-	1	-	-	-	-	1	▲	1
General Civil - Level 2	2024	1	-	3	2	3	-	1	5	3	-	-	-	18	-5%	18
	2023	-	1	2	2	8	1	1	3	1	1	8	1	19	▼	29
General Civil - Level 3	2024	9	7	3	4	9	2	5	4	5	-	-	-	48	23%	48
	2023	1	6	1	2	9	5	2	13	-	3	3	4	39	▲	49
Miscellaneous Civil	2024	57	87	105	161	115	87	75	109	61	-	-	-	857	30%	857
	2023	77	75	87	114	79	62	53	43	67	37	59	56	657	▲	809
Misdemeanor	2024	32	25	44	14	25	22	14	19	20	-	-	-	215	17%	215
	2023	31	31	17	15	12	25	20	29	4	19	17	35	184	▲	255
Other	2024	1	-	-	11	-	-	1	-	-	-	-	-	13	1,200%	13
	2023	-	-	-	-	1	-	-	-	-	-	-	-	1	▲	1
Other Criminally Related Matters	2024	3	5	5	-	3	-	4	2	2	-	-	-	24	33%	24
	2023	-	2	1	1	9	1	1	2	1	3	2	2	18	▲	25
Probates/Wills & Trusts - Level 1	2024	-	-	-	1	1	-	-	-	-	-	-	-	2	2	2
	2023	-	-	-	-	-	-	-	-	-	-	1	-	0	↔	1
Probates/Wills & Trusts - Level 2	2024	-	-	-	3	-	3	3	1	1	-	-	-	11	-8%	11
	2023	-	2	-	-	2	3	2	1	2	2	1	-	12	▼	15
Uncontested Divorce	2024	3	3	7	9	7	5	4	3	9	-	-	-	50	2%	50
	2023	6	5	5	5	10	-	7	6	5	4	19	6	49	▲	78

Dashboard		Monthly Dispositions Summary		Jan --- Sep Dispositions					
<p>Court: Tazewell Circuit Start/End Date: Jan-23 / Sep-24 2023 Average Month: 483 Jan-Sep 2023: 4,526 Dispositions Trending: ▲</p>	<p>Circuit/Court ID: 29 229185 Type of Case: Dispositions 2024 Average Month: 526 Jan-Sep 2024 : 4,738 Overall AVG. Month: 502</p>	<p style="text-align: center; font-weight: bold;">Jan 23 - Sep 24</p>		<table border="1" style="margin: auto;"> <tr> <td style="text-align: center; font-weight: bold; font-size: 1.2em;">4,738</td> <td style="text-align: center; font-weight: bold; font-size: 1.2em;">4,526</td> </tr> <tr> <td style="text-align: center; font-size: 0.8em;">2024</td> <td style="text-align: center; font-size: 0.8em;">2023</td> </tr> </table>		4,738	4,526	2024	2023
4,738	4,526								
2024	2023								

Dispositions by Division																
Divisions		Jan	Feb	Mar	Apr	May	Jun	Jul	Aug	Sep	Oct	Nov	Dec	Thru Sep	% Change	Total
Total	2024	541	574	833	434	589	402	455	423	487	-	-	-	4,738	5%	4,738
	2023	513	620	557	413	521	602	349	522	429	410	478	387	4,526	▲	5,801
Civil	2024	43	80	17	50	35	22	19	27	39	-	-	-	332	1%	332
	2023	62	46	39	28	25	37	33	33	25	32	24	26	328	▲	410
Criminal	2024	411	296	608	260	322	273	293	244	347	-	-	-	3,054	6%	3,054
	2023	232	399	278	281	341	436	208	360	344	284	320	234	2,879	▲	3,717
Concealed Handgun Permits	2024	69	145	185	97	190	76	100	123	77	-	-	-	1,062	0%	1,062
	2023	127	150	222	76	142	110	89	109	42	78	108	114	1,067	▼	1,367
Miscellaneous/ Other	2024	18	53	23	27	41	31	42	29	23	-	-	-	287	15%	287
	2023	92	25	18	27	13	19	19	20	17	16	26	13	250	▲	305
Others	2024	-	-	-	-	1	-	1	-	1	-	-	-	3	50%	3
	2023	-	-	-	1	-	-	-	-	1	-	-	-	2	▲	2

Dispositions by Case Category																
Case Categories		Jan	Feb	Mar	Apr	May	Jun	Jul	Aug	Sep	Oct	Nov	Dec	Thru Sep	% Change	Total
Administrative Law	2024	-	-	-	-	-	-	-	-	1	-	-	-	1	1	1
	2023	-	-	-	-	-	-	-	-	-	-	-	-	0	↔	0
Capital Murder	2024	-	-	-	-	-	-	-	-	-	-	-	-	0	-100%	0
	2023	-	1	-	-	-	-	-	-	-	-	2	1	1	▼	4
Contested Divorce	2024	5	7	2	8	5	3	5	5	5	-	-	-	45	-2%	45
	2023	10	2	3	8	3	6	5	7	2	7	3	6	46	▼	62
Domestic and Family - Level 1	2024	4	7	-	7	13	-	-	-	8	-	-	-	39	-33%	39
	2023	5	20	13	-	2	1	15	2	-	6	1	-	58	▼	65
Domestic and Family - Level 2	2024	4	1	5	1	1	3	2	3	-	-	-	-	20	-35%	20
	2023	6	1	4	3	1	8	1	4	3	-	3	2	31	▼	36
Felonies and Related Matters	2024	259	211	514	182	236	218	215	181	230	-	-	-	2,246	2%	2,246
	2023	159	313	226	220	263	369	128	268	264	189	249	145	2,210	▲	2,793
General Civil - Level 1	2024	-	1	-	2	-	-	-	-	2	-	-	-	5	0%	5
	2023	1	2	-	-	1	-	-	-	1	2	-	-	5	↔	7
General Civil - Level 2	2024	4	15	3	11	3	2	2	5	3	-	-	-	48	9%	48
	2023	14	6	4	5	1	4	1	6	3	2	5	5	44	▲	56
General Civil - Level 3	2024	4	13	-	5	4	4	4	-	2	-	4	1	36	57%	36
	2023	11	2	-	2	1	2	2	-	3	2	4	1	23	▲	30
Miscellaneous Civil	2024	79	181	192	103	219	89	119	137	88	-	-	-	1,207	-3%	1,207
	2023	205	168	235	89	150	125	95	118	56	88	125	121	1,241	▼	1,575
Misdemeanor	2024	146	81	93	75	84	54	72	56	117	-	-	-	778	20%	778
	2023	72	81	49	61	75	64	78	89	77	91	69	82	646	▲	888
Other	2024	9	24	15	18	14	17	24	15	15	-	-	-	151	91%	151
	2023	14	5	7	14	5	6	12	13	3	9	9	7	79	▲	104
Other Criminally Related Matters	2024	7	4	3	4	2	1	6	7	1	-	-	-	35	59%	35
	2023	1	4	3	-	3	3	2	3	3	2	1	7	22	▲	32
Probates/Wills & Trusts - Level 1	2024	1	-	-	1	-	-	-	-	-	-	-	-	2	100%	2
	2023	-	-	-	-	-	-	-	-	1	-	-	-	1	▲	1
Probates/Wills & Trusts - Level 2	2024	6	8	1	4	3	1	1	5	2	-	-	-	31	55%	31
	2023	2	1	4	1	2	3	3	-	4	3	2	1	20	▲	26
Protective Orders	2024	-	-	-	-	-	-	-	-	2	-	-	-	2	2	2
	2023	-	-	-	-	-	-	-	-	-	-	-	-	0	↔	0
Uncontested Divorce	2024	13	21	5	13	5	10	5	9	11	-	-	-	92	-7%	92
	2023	13	14	9	10	14	11	7	11	10	7	6	10	99	▼	122

This report reflects data in the case management system. Numbers will update accordingly as reports are refreshed and posted.

Dashboard		Monthly Dispositions Summary		Jan --- Sep Dispositions	
<p>Court: Lee Circuit Start/End Date: Jan-23 / Sep-24 2023 Average Month: 227 Jan-Sep 2023: 2,223 Dispositions Trending: ▼</p>	<p>Circuit/Court ID: 30 230105 Type of Case: Dispositions 2024 Average Month: 197 Jan-Sep 2024 : 1,774 Overall AVG. Month: 214</p>	<p style="text-align: center; font-weight: bold;">Jan 23 - Sep 24</p>		<p style="text-align: center; font-weight: bold;">2024: 1,774 2023: 2,223</p>	

Dispositions by Division																
Divisions		Jan	Feb	Mar	Apr	May	Jun	Jul	Aug	Sep	Oct	Nov	Dec	Thru Sep	% Change	Total
Total	2024	163	218	299	233	143	164	158	224	172	-	-	-	1,774	-20%	1,774
	2023	274	198	328	244	217	224	386	188	164	191	174	140	2,223	▼	2,728
Civil	2024	9	16	24	18	21	17	15	27	14	-	-	-	161	-47%	161
	2023	25	18	17	15	57	20	105	30	17	17	26	8	304	▼	355
Criminal	2024	124	108	216	161	65	97	91	156	120	-	-	-	1,138	-12%	1,138
	2023	172	136	212	179	112	136	144	101	106	114	105	82	1,298	▼	1,599
Concealed Handgun Permits	2024	22	75	45	40	48	38	44	27	31	-	-	-	370	-15%	370
	2023	58	33	90	34	38	56	53	39	35	43	25	44	436	▼	548
Miscellaneous/ Other	2024	8	19	14	14	9	12	8	14	7	-	-	-	105	-43%	105
	2023	19	11	8	16	10	12	84	18	6	17	18	6	184	▼	225
Others	2024	-	-	-	-	-	-	-	-	-	-	-	-	0	-100%	0
	2023	-	-	1	-	-	-	-	-	-	-	-	-	1	▼	1

Dispositions by Case Category																
Case Categories		Jan	Feb	Mar	Apr	May	Jun	Jul	Aug	Sep	Oct	Nov	Dec	Thru Sep	% Change	Total
Administrative Law	2024	-	-	-	-	-	-	-	-	-	-	-	-	0	-100%	0
	2023	-	-	-	-	-	-	2	-	-	-	-	-	2	▼	2
Contested Divorce	2024	1	-	2	1	-	1	3	2	1	-	-	-	11	-70%	11
	2023	4	-	1	6	2	2	14	4	4	4	2	3	37	▼	46
Domestic and Family - Level 1	2024	-	-	12	7	1	-	1	7	2	-	-	-	30	30%	30
	2023	4	2	4	1	-	5	3	1	3	1	7	-	23	▲	31
Domestic and Family - Level 2	2024	3	2	1	2	-	1	1	6	1	-	-	-	17	-19%	17
	2023	1	1	1	2	1	3	11	1	-	1	3	1	21	▼	26
Felonies and Related Matters	2024	102	93	172	135	44	78	67	136	93	-	-	-	920	-9%	920
	2023	156	101	171	146	80	92	98	76	87	87	88	68	1,007	▼	1,250
General Civil - Level 1	2024	-	-	-	-	-	-	-	-	-	-	-	-	0	-100%	0
	2023	-	-	-	-	-	-	7	-	-	-	-	1	7	▼	8
General Civil - Level 2	2024	-	2	3	1	2	-	-	2	-	-	-	-	10	-80%	10
	2023	-	3	2	4	2	1	33	5	1	3	2	1	51	▼	57
General Civil - Level 3	2024	1	-	1	3	2	-	-	1	-	-	-	-	8	-76%	8
	2023	2	4	1	1	-	1	21	1	3	2	5	3	34	▼	44
Miscellaneous Civil	2024	27	94	53	50	68	53	56	41	42	-	-	-	484	-20%	484
	2023	75	41	98	46	84	61	100	58	41	54	33	46	604	▼	737
Misdemeanor	2024	21	13	36	22	21	19	22	16	23	-	-	-	193	-26%	193
	2023	15	30	36	32	30	40	37	25	17	21	15	13	262	▼	311
Other	2024	2	7	9	3	1	2	3	2	2	-	-	-	31	-47%	31
	2023	6	6	3	5	7	9	14	8	1	4	10	2	59	▼	75
Other Criminally Related Matters	2024	1	2	8	4	-	-	2	4	4	-	-	-	25	-17%	25
	2023	1	5	5	1	2	5	9	-	2	6	2	1	30	▼	39
Probates/Wills & Trusts - Level 1	2024	-	-	-	-	-	-	-	-	-	-	-	-	0	-100%	0
	2023	-	-	-	-	-	-	1	-	-	-	-	-	1	▼	1
Probates/Wills & Trusts - Level 2	2024	1	-	1	2	1	2	1	5	1	-	-	-	14	-7%	14
	2023	1	1	1	-	-	1	7	2	2	2	3	1	15	▼	21
Protective Orders	2024	-	-	-	-	-	-	-	-	-	-	-	-	0	-100%	0
	2023	-	-	-	-	2	-	-	-	-	-	-	-	2	▼	2
Uncontested Divorce	2024	4	5	1	3	3	8	2	2	3	-	-	-	31	-54%	31
	2023	9	4	5	-	7	4	29	7	3	6	3	1	68	▼	78

Dashboard		Monthly Dispositions Summary		Jan --- Sep Dispositions					
<p>Court: Scott Circuit Start/End Date: Jan-23 / Sep-24 2023 Average Month: 303 Jan-Sep 2023: 2,874 Dispositions Trending: ⇄</p>	<p>Circuit/Court ID: 30 230169 Type of Case: Dispositions 2024 Average Month: 321 Jan-Sep 2024 : 2,888 Overall AVG. Month: 311</p>	<p style="text-align: center; font-weight: bold;">Jan 23 - Sep 24</p>		<table style="margin: auto;"> <tr> <td style="text-align: center; width: 50px;">2,888</td> <td style="text-align: center; width: 50px;">2,874</td> </tr> <tr> <td style="text-align: center; width: 50px;">2024</td> <td style="text-align: center; width: 50px;">2023</td> </tr> </table>		2,888	2,874	2024	2023
2,888	2,874								
2024	2023								

Dispositions by Division																
Divisions		Jan	Feb	Mar	Apr	May	Jun	Jul	Aug	Sep	Oct	Nov	Dec	Thru Sep	% Change	Total
Total	2024	233	443	334	221	432	300	239	367	319	-	-	-	2,888	0%	2,888
	2023	306	325	351	450	255	244	340	355	248	312	251	196	2,874	▲	3,633
Civil	2024	17	22	11	19	12	7	18	27	15	-	-	-	148	-24%	148
	2023	19	24	18	20	16	19	16	46	17	10	14	5	195	▼	224
Criminal	2024	155	342	208	123	359	233	140	261	263	-	-	-	2,084	5%	2,084
	2023	201	197	241	338	170	186	243	231	173	221	192	133	1,980	▲	2,526
Concealed Handgun Permits	2024	50	75	101	72	51	56	67	54	33	-	-	-	559	-4%	559
	2023	74	97	74	77	57	33	71	52	47	69	36	48	582	▼	735
Miscellaneous/ Other	2024	11	4	14	7	10	4	14	25	8	-	-	-	97	-15%	97
	2023	12	7	18	15	11	6	10	24	11	12	9	10	114	▼	145
Others	2024	-	-	-	-	-	-	-	-	-	-	-	-	0	-100%	0
	2023	-	-	-	-	1	-	-	2	-	-	-	-	3	▼	3

Dispositions by Case Category																
Case Categories		Jan	Feb	Mar	Apr	May	Jun	Jul	Aug	Sep	Oct	Nov	Dec	Thru Sep	% Change	Total
Capital Murder	2024	-	-	-	-	-	-	-	-	-	-	-	-	0	-100%	0
	2023	-	-	-	-	-	-	2	-	-	-	-	-	1	2	▼
Contested Divorce	2024	-	2	2	2	2	1	2	4	3	-	-	-	18	-25%	18
	2023	4	4	2	2	2	3	3	4	-	1	1	1	24	▼	27
Domestic and Family - Level 1	2024	-	2	1	7	1	-	-	2	-	-	-	-	13	-48%	13
	2023	-	7	-	-	-	2	1	15	-	-	1	1	25	▼	27
Domestic and Family - Level 2	2024	2	2	-	-	2	2	2	4	-	-	-	-	14	-33%	14
	2023	3	-	-	2	4	2	5	3	2	1	2	-	21	▼	24
Felonies and Related Matters	2024	127	256	185	101	179	175	94	194	204	-	-	-	1,515	5%	1,515
	2023	141	132	167	282	132	135	175	168	116	162	157	98	1,448	▲	1,865
General Civil - Level 1	2024	-	-	-	-	-	-	-	-	-	-	-	-	0	-100%	0
	2023	1	-	-	-	-	-	-	1	-	-	-	-	2	▼	2
General Civil - Level 2	2024	1	2	4	2	3	3	7	13	5	-	-	-	40	0%	40
	2023	2	4	7	6	1	1	1	10	8	4	5	2	40	↔	51
General Civil - Level 3	2024	2	2	3	1	1	2	3	5	4	-	-	-	23	-52%	23
	2023	2	9	8	3	4	5	3	8	6	1	2	2	48	▼	53
Miscellaneous Civil	2024	60	78	114	78	58	58	77	69	37	-	-	-	629	-4%	629
	2023	83	101	85	86	67	38	81	61	54	79	43	53	656	▼	831
Misdemeanor	2024	25	86	21	19	180	53	43	64	47	-	-	-	538	9%	538
	2023	55	61	69	54	33	46	64	60	51	55	34	33	493	▲	615
Other	2024	-	-	-	-	-	-	-	-	-	-	-	-	0	-100%	0
	2023	-	-	-	-	1	-	-	7	-	-	-	-	8	▼	8
Other Criminally Related Matters	2024	3	2	2	3	-	5	3	3	13	-	-	-	34	-15%	34
	2023	6	4	5	2	5	6	3	3	6	4	1	2	40	▼	47
Probates/Wills & Trusts - Level 2	2024	2	2	-	-	2	-	2	2	1	-	-	-	11	22%	11
	2023	3	-	1	-	-	-	1	3	1	1	2	1	9	▲	13
Protective Orders	2024	1	-	-	-	-	-	-	-	-	-	-	-	1	1	1
	2023	-	-	-	-	-	-	-	-	-	-	-	-	0	↔	0
Uncontested Divorce	2024	10	9	2	8	4	1	6	7	5	-	-	-	52	-10%	52
	2023	6	3	7	13	6	6	1	12	4	4	3	2	58	▼	67

Dashboard		Monthly Dispositions Summary		Jan --- Sep Dispositions	
<p>Court: Wise Circuit Start/End Date: Jan-23 / Sep-24 2023 Average Month: 318 Jan-Sep 2023: 3,041 Dispositions Trending: ↔</p>	<p>Circuit/Court ID: 30 230195 Type of Case: Dispositions 2024 Average Month: 335 Jan-Sep 2024 : 3,017 Overall AVG. Month: 326</p>				

Dispositions by Division																
Divisions		Jan	Feb	Mar	Apr	May	Jun	Jul	Aug	Sep	Oct	Nov	Dec	Thru Sep	% Change	Total
Total	2024	323	396	427	310	432	260	282	319	268	-	-	-	3,017	-1%	3,017
	2023	428	319	398	339	285	338	230	389	315	333	241	204	3,041	▼	3,819
Civil	2024	22	23	32	29	60	42	37	35	17	-	-	-	297	-11%	297
	2023	34	34	36	33	49	20	31	41	54	33	30	15	332	▼	410
Criminal	2024	199	266	267	151	246	139	133	182	182	-	-	-	1,765	11%	1,765
	2023	259	163	191	193	129	172	137	205	142	195	125	144	1,591	▲	2,055
Concealed Handgun Permits	2024	74	85	107	93	85	61	79	73	54	-	-	-	711	-19%	711
	2023	120	98	143	89	85	120	46	103	74	76	54	37	878	▼	1,045
Miscellaneous/ Other	2024	28	22	21	37	41	18	32	29	15	-	-	-	243	2%	243
	2023	14	24	28	24	22	26	16	40	45	29	32	8	239	▲	308
Others	2024	-	-	-	-	-	-	1	-	-	-	-	-	1	0%	1
	2023	1	-	-	-	-	-	-	-	-	-	-	-	1	↔	1

Dispositions by Case Category																
Case Categories		Jan	Feb	Mar	Apr	May	Jun	Jul	Aug	Sep	Oct	Nov	Dec	Thru Sep	% Change	Total
Administrative Law	2024	-	-	-	-	-	-	-	-	-	-	-	-	0	0	0
	2023	-	-	-	-	-	-	-	-	-	-	2	-	-	0	↔
Capital Murder	2024	1	1	-	-	-	-	-	1	-	-	-	-	3	-25%	3
	2023	2	-	-	-	-	-	1	1	-	-	-	-	4	▼	4
Contested Divorce	2024	3	4	8	3	14	2	7	4	1	-	-	-	46	-10%	46
	2023	7	3	9	3	12	2	6	6	3	3	5	1	51	▼	60
Domestic and Family - Level 1	2024	7	1	2	5	7	15	7	6	4	-	-	-	54	-13%	54
	2023	2	12	3	11	4	10	4	10	6	4	2	1	62	▼	69
Domestic and Family - Level 2	2024	3	5	5	5	5	4	2	3	3	-	-	-	35	0%	35
	2023	1	2	3	4	7	2	3	8	5	4	3	3	35	↔	45
Felonies and Related Matters	2024	146	190	215	102	205	116	98	123	146	-	-	-	1,341	13%	1,341
	2023	209	108	154	144	91	133	105	134	105	145	90	109	1,183	▲	1,527
General Civil - Level 1	2024	-	-	1	1	-	-	3	-	-	-	-	-	5	-58%	5
	2023	-	1	5	-	1	1	-	1	3	2	-	1	12	▼	15
General Civil - Level 2	2024	5	1	6	11	14	7	13	4	3	-	-	-	64	5%	64
	2023	5	4	9	1	8	3	3	8	20	11	7	1	61	▲	80
General Civil - Level 3	2024	4	3	2	6	8	2	10	8	2	-	-	-	45	-25%	45
	2023	3	10	5	5	7	6	5	10	9	4	4	1	60	▼	69
Miscellaneous Civil	2024	91	105	123	114	108	73	94	92	65	-	-	-	865	-16%	865
	2023	131	114	156	107	100	137	58	124	100	94	76	44	1,027	▼	1,241
Misdemeanor	2024	53	69	50	45	36	22	31	56	35	-	-	-	397	9%	397
	2023	43	51	35	44	33	35	28	62	32	48	33	29	363	▲	473
Other	2024	2	1	-	4	4	2	2	-	2	-	-	-	17	89%	17
	2023	1	-	-	3	1	-	-	3	1	3	-	-	9	▲	12
Other Criminally Related Matters	2024	-	6	2	4	5	1	4	2	2	-	-	-	26	-41%	26
	2023	6	4	3	5	5	4	4	8	5	2	2	6	44	▼	54
Probates/Wills & Trusts - Level 1	2024	-	1	1	-	-	2	-	-	-	-	-	-	4	300%	4
	2023	-	-	-	-	-	-	-	1	-	-	-	-	1	▲	1
Probates/Wills & Trusts - Level 2	2024	3	-	3	-	4	-	1	4	-	-	-	-	15	-42%	15
	2023	6	2	3	3	3	1	-	2	6	1	3	-	26	▼	30
Uncontested Divorce	2024	5	9	9	10	22	14	10	16	5	-	-	-	100	-3%	100
	2023	12	8	13	9	13	4	13	11	20	10	16	8	103	▼	137

PCSS-CCMS-10.11 CASELOAD STATISTICS OF THE CIRCUIT COURTS

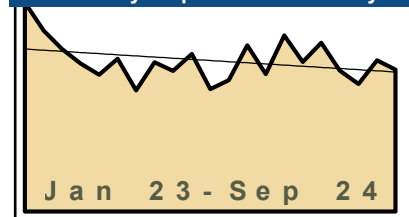
January 2023 -- September 2024 Dispositions

Alexandria and Fairfax Circuit are not Included in State Totals

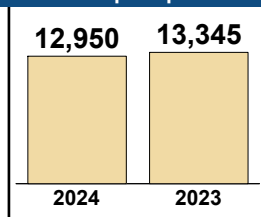
Dashboard

Court: Prince William Circuit
Circuit/Court ID: 31 231153
Start/End Date: Jan-23 / Sep-24
Type of Case: Dispositions
2023 Average Month: 1,439
2024 Average Month: 1,439
Jan-Sep 2023: 13,345
Jan-Sep 2024 : 12,950
Dispositions Trending: ▼
Overall AVG. Month: 1,439

Monthly Dispositions Summary



Jan --- Sep Dispositions



Dispositions by Division

Divisions		Jan	Feb	Mar	Apr	May	Jun	Jul	Aug	Sep	Oct	Nov	Dec	Thru Sep	% Change	Total
Total	2024	1,583	1,308	1,677	1,425	1,607	1,344	1,216	1,439	1,351	-	-	-	12,950	-3%	12,950
	2023	1,990	1,722	1,547	1,411	1,303	1,456	1,155	1,422	1,339	1,501	1,167	1,250	13,345	▼	17,263
Civil	2024	265	201	363	393	341	291	219	252	237	-	-	-	2,562	40%	2,562
	2023	197	171	242	165	223	198	206	197	232	241	136	259	1,831	▲	2,467
Criminal	2024	456	328	432	347	331	333	271	394	439	-	-	-	3,331	10%	3,331
	2023	247	360	348	338	272	388	344	331	388	319	267	301	3,016	▲	3,903
Concealed Handgun Permits	2024	552	500	564	388	560	427	409	488	373	-	-	-	4,261	-14%	4,261
	2023	634	655	637	620	491	588	329	587	400	611	533	416	4,941	▼	6,501
Miscellaneous/ Other	2024	308	273	314	296	370	290	314	299	301	-	-	-	2,765	-22%	2,765
	2023	911	532	317	281	310	281	274	300	318	323	228	270	3,524	▼	4,345
Others	2024	2	6	4	1	5	3	3	6	1	-	-	-	31	-6%	31
	2023	1	4	3	7	7	1	2	7	1	7	3	4	33	▼	47

Dispositions by Case Category

Case Categories		Jan	Feb	Mar	Apr	May	Jun	Jul	Aug	Sep	Oct	Nov	Dec	Thru Sep	% Change	Total
Administrative Law	2024	1	1	3	2	3	4	1	1	-	-	-	-	16	129%	16
	2023	1	1	1	-	-	1	1	1	1	1	1	2	7	▲	11
Capital Murder	2024	2	2	1	-	1	1	-	-	-	-	-	-	7	7	7
	2023	-	-	-	-	-	-	-	-	-	3	-	-	0	↔	3
Contested Divorce	2024	26	22	41	29	35	29	23	34	17	-	-	-	256	7%	256
	2023	26	29	26	25	21	32	24	26	31	22	16	42	240	▲	320
Domestic and Family - Level 1	2024	21	11	25	22	28	18	21	15	9	-	-	-	170	8%	170
	2023	20	20	26	9	19	10	29	15	9	24	15	9	157	▲	205
Domestic and Family - Level 2	2024	36	30	94	139	29	38	33	37	51	-	-	-	487	343%	487
	2023	12	11	15	5	4	13	9	5	36	43	8	63	110	▲	224
Felonies and Related Matters	2024	264	111	222	132	166	168	110	189	196	-	-	-	1,558	15%	1,558
	2023	119	192	137	149	119	211	139	143	148	166	119	129	1,357	▲	1,771
General Civil - Level 1	2024	4	3	1	3	4	2	2	1	4	-	-	-	24	33%	24
	2023	3	-	2	1	2	5	2	2	1	2	2	2	18	▲	24
General Civil - Level 2	2024	88	45	81	77	116	102	46	41	59	-	-	-	655	30%	655
	2023	55	43	51	41	105	45	41	72	52	46	34	50	505	▲	635
General Civil - Level 3	2024	22	20	17	30	46	26	13	15	27	-	-	-	216	31%	216
	2023	26	10	28	13	11	22	16	15	24	26	17	18	165	▲	226
Miscellaneous Civil	2024	734	664	758	571	785	616	612	690	574	-	-	-	6,004	-9%	6,004
	2023	813	808	843	782	688	756	505	772	610	812	676	597	6,577	▼	8,662
Misdemeanor	2024	116	77	102	81	75	69	74	93	134	-	-	-	821	3%	821
	2023	70	95	100	119	66	90	66	87	106	79	61	70	799	▲	1,009
Other	2024	103	101	105	93	93	77	97	93	82	-	-	-	844	-53%	844
	2023	721	371	97	115	103	97	93	94	96	115	74	78	1,787	▼	2,054
Other Criminally Related Matters	2024	77	139	111	140	89	97	89	116	113	-	-	-	971	9%	971
	2023	61	73	114	70	92	90	146	107	141	76	87	104	894	▲	1,161
Probates/Wills & Trusts - Level 1	2024	1	-	5	1	1	1	3	3	4	-	-	-	19	111%	19
	2023	-	-	-	-	2	2	1	3	1	3	-	-	9	▲	12
Probates/Wills & Trusts - Level 2	2024	3	13	13	11	10	12	16	15	8	-	-	-	101	-3%	101
	2023	7	9	14	13	10	15	15	13	8	10	1	13	104	▼	128
Uncontested Divorce	2024	85	69	98	94	126	84	76	96	73	-	-	-	801	30%	801
	2023	56	60	93	69	61	67	68	67	75	73	56	73	616	▲	818

This report reflects data in the case management system. Numbers will update accordingly as reports are refreshed and posted.