PLN-CCMS-10.11 CASELOAD STATISTICS OF THE CIRCUIT COURTS

Virginia

January 2022 -- December 2023 Dispositions

Alexandria and Fairfax Circuit are not Included in State Totals

Dashboard

Court: Virginia Circuit
Start/End Date: Jan-22 / Dec-23
2022 Average Month: 34,609
Jan-Dec 2022: 415,310
Dispositions Trending: ▲

Circuit/Court ID: 0 200999
Type of Case: Dispositions
2023 Average Month:36,508
Jan-Dec 2023 : 438,094
Overall AVG. Month: 35,559

Monthly Dispositions Summary

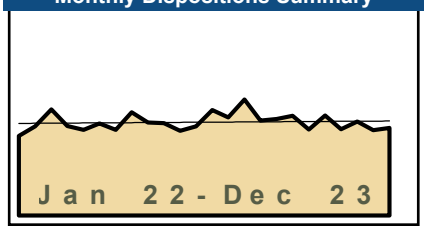

Jan --- Dec Dispositions

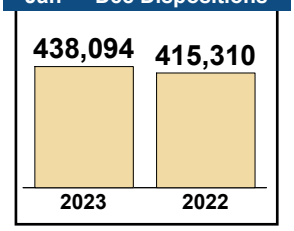

Dispositions by Division

Divisions		Jan	Feb	Mar	Apr	May	Jun	Jul	Aug	Sep	Oct	Nov	Dec	Thru Dec	% Change	Total
Total	2023	40,148	37,366	44,179	36,180	36,786	38,054	32,760	38,159	32,861	35,783	32,471	33,347	438,094	5%	438,094
	2022	30,322	34,011	40,464	34,054	32,615	35,080	32,641	39,305	35,470	35,154	32,253	33,941	415,310	▲	415,310
Civil	2023	5,112	4,920	5,681	4,956	5,580	5,280	5,090	5,366	4,765	5,048	4,880	4,561	61,239	2%	61,239
	2022	4,318	4,706	5,960	5,425	5,049	4,986	4,887	5,445	4,792	4,799	4,554	5,025	59,946	▲	59,946
Criminal	2023	14,315	13,241	15,888	13,247	13,467	15,277	12,583	15,587	13,953	14,697	12,860	12,503	167,618	5%	167,618
	2022	11,448	13,963	15,824	12,516	12,882	13,694	12,055	15,173	14,005	13,624	12,134	11,784	159,102	▲	159,102
Concealed Handgun Permits	2023	12,416	11,947	14,145	10,842	9,989	9,422	7,803	8,941	7,808	8,783	8,956	7,895	118,947	10%	118,947
	2022	7,747	7,834	10,365	8,288	7,970	9,146	8,835	10,665	9,014	9,561	8,847	9,785	108,057	▲	108,057
Miscellaneous/ Other	2023	8,305	7,258	8,465	7,135	7,750	8,075	7,284	8,265	6,335	7,255	5,775	8,388	90,290	2%	90,290
	2022	6,809	7,508	8,315	7,825	6,714	7,254	6,864	8,022	7,659	7,170	6,718	7,347	88,205	▲	88,205

Dispositions by Case Category

Case Categories		Jan	Feb	Mar	Apr	May	Jun	Jul	Aug	Sep	Oct	Nov	Dec	Thru Dec	% Change	Total
Administrative Law	2023	27	34	25	34	25	36	32	27	27	44	28	20	359	22%	359
	2022	16	31	32	25	21	34	25	17	23	19	31	21	295	▲	295
Aggravated Murder	2023	20	6	13	6	8	11	14	8	10	12	9	6	123	5%	123
	2022	10	19	11	6	8	7	4	20	12	9	6	5	117	▲	117
Contested Divorce	2023	594	589	673	659	736	629	633	653	556	563	572	610	7,467	3%	7,467
	2022	465	550	766	685	642	572	585	607	556	551	582	674	7,235	▲	7,235
Domestic and Family - Level 1	2023	695	741	715	565	603	714	579	741	599	696	592	553	7,793	9%	7,793
	2022	474	604	613	752	692	578	573	690	618	595	483	510	7,182	▲	7,182
Domestic and Family - Level 2	2023	331	248	330	254	281	314	256	334	285	324	390	311	3,658	-6%	3,658
	2022	231	278	402	402	275	323	370	384	305	314	276	311	3,871	▼	3,871
Felonies and Related Matters	2023	9,615	8,997	10,662	9,102	9,008	10,394	8,390	10,374	9,233	9,923	8,537	8,209	112,444	7%	112,444
	2022	7,516	9,477	10,475	8,344	8,516	8,908	7,798	10,181	9,100	9,198	8,133	7,895	105,541	▲	105,541
General Civil	2023	27	8	-	-	8	4	3	15	12	4	7	4	92	-29%	92
	2022	13	23	17	6	6	15	1	22	6	6	2	13	130	▼	130
General Civil - Level 1	2023	88	74	67	75	87	81	111	98	69	62	71	77	960	16%	960
	2022	63	69	96	72	63	54	62	73	53	86	66	73	830	▲	830
General Civil - Level 2	2023	1,158	1,055	1,259	1,029	1,217	1,110	976	1,097	1,050	1,107	1,068	969	13,095	0%	13,095
	2022	1,091	1,073	1,423	1,116	1,086	1,066	987	1,138	983	1,072	963	1,043	13,041	▲	13,041
General Civil - Level 3	2023	915	858	1,023	869	997	892	999	972	789	952	861	692	10,819	-3%	10,819
	2022	822	956	1,021	872	899	911	941	1,023	906	863	851	1,032	11,097	▼	11,097
Miscellaneous Civil	2023	16,473	15,542	18,576	14,736	14,016	14,160	11,981	13,198	11,060	12,507	11,778	10,982	165,009	6%	165,009
	2022	11,119	11,595	14,732	12,859	11,424	13,119	12,620	15,002	13,257	13,494	12,439	13,566	155,226	▲	155,226
Misdemeanor	2023	3,679	3,319	4,061	3,130	3,330	3,602	3,080	4,003	3,588	3,651	3,280	3,272	41,995	2%	41,995
	2022	2,883	3,530	4,229	3,258	3,322	3,697	3,200	3,848	3,721	3,441	3,130	2,962	41,221	▲	41,221
Other	2023	3,856	3,382	3,624	2,920	3,427	3,030	2,805	3,599	2,820	3,107	2,693	5,079	40,342	10%	40,342
	2022	3,085	3,284	3,440	2,960	2,845	2,981	2,769	3,266	3,107	2,871	2,851	3,167	36,626	▲	36,626
Other Criminally Related Matters	2023	1,088	995	1,243	1,094	1,190	1,361	1,173	1,312	1,197	1,203	1,109	1,064	14,029	8%	14,029
	2022	1,095	984	1,188	953	1,088	1,139	1,122	1,204	1,213	1,030	938	999	12,953	▲	12,953
Probates/Wills & Trusts - Level 1	2023	17	27	18	13	27	23	27	32	35	24	17	24	284	13%	284
	2022	19	19	24	21	23	24	26	16	19	17	23	20	251	▲	251
Probates/Wills & Trusts - Level 2	2023	210	217	241	232	242	256	214	243	180	236	153	198	2,622	8%	2,622
	2022	176	191	251	206	215	209	189	241	219	188	179	174	2,438	▲	2,438
Protective Orders	2023	8	15	19	16	18	32	20	20	20	20	17	28	233	-8%	233
	2022	7	25	12	20	31	17	24	23	16	25	28	24	252	▼	252
Uncontested Divorce	2023	1,347	1,259	1,630	1,446	1,566	1,405	1,467	1,433	1,331	1,348	1,289	1,249	16,770	-1%	16,770
	2022	1,237	1,303	1,732	1,497	1,459	1,426	1,345	1,550	1,356	1,375	1,272	1,452	17,004	▼	17,004

This report reflects data in the case management system. Numbers will update accordingly as reports are refreshed and posted.

PLN-CCMS-10.11 CASELOAD STATISTICS OF THE CIRCUIT COURTS

Chesapeake

January 2022 -- December 2023 Dispositions

Alexandria and Fairfax Circuit are not Included in State Totals

Dashboard

Court: Chesapeake Circuit
Start/End Date: Jan-22 / Dec-23
2022 Average Month: 1,606
Jan-Dec 2022: 19,273
Dispositions Trending: ↔

Circuit/Court ID: 1 201550
Type of Case: Dispositions
2023 Average Month:1,581
Jan-Dec 2023 : 18,966
Overall AVG. Month: 1,593

Monthly Dispositions Summary



Jan --- Dec Dispositions

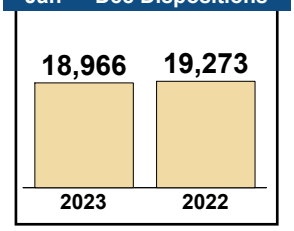

Dispositions by Division

Divisions		Jan	Feb	Mar	Apr	May	Jun	Jul	Aug	Sep	Oct	Nov	Dec	Thru Dec	% Change	Total
Total	2023	1,522	1,676	1,861	1,480	1,470	1,739	1,399	1,747	1,539	1,642	1,277	1,614	18,966	-2%	18,966
	2022	1,509	1,753	1,981	2,127	1,333	1,441	1,512	1,659	1,432	1,289	1,511	1,726	19,273	▼	19,273
Civil	2023	214	237	255	226	290	256	228	243	243	247	207	205	2,851	3%	2,851
	2022	189	216	250	349	238	211	156	222	190	175	269	290	2,755	▲	2,755
Criminal	2023	574	518	696	539	497	725	528	629	610	707	485	475	6,983	-5%	6,983
	2022	544	740	874	572	490	555	595	735	552	541	581	557	7,336	▼	7,336
Concealed Handgun Permits	2023	365	572	486	379	265	355	190	353	312	232	279	232	4,020	-3%	4,020
	2022	286	389	349	341	286	335	388	359	362	205	372	488	4,160	▼	4,160
Miscellaneous/ Other	2023	369	349	424	336	418	403	453	522	374	456	306	702	5,112	2%	5,112
	2022	490	408	508	865	319	340	373	343	328	368	289	391	5,022	▲	5,022

Dispositions by Case Category

Case Categories		Jan	Feb	Mar	Apr	May	Jun	Jul	Aug	Sep	Oct	Nov	Dec	Thru Dec	% Change	Total
Administrative Law	2023	1	2	1	-	3	2	1	1	2	4	-	1	18	64%	18
	2022	-	1	1	1	-	2	1	-	2	-	2	1	11	▲	11
Aggravated Murder	2023	1	-	-	-	-	-	1	-	-	-	1	-	3	50%	3
	2022	-	-	-	-	-	-	-	1	-	-	-	1	2	▲	2
Contested Divorce	2023	33	36	41	46	45	55	37	41	37	38	37	42	488	1%	488
	2022	33	37	49	45	42	32	34	40	34	30	56	53	485	▲	485
Domestic and Family - Level 1	2023	31	43	28	41	40	34	33	39	63	26	29	31	438	13%	438
	2022	27	11	20	92	50	16	10	25	35	29	30	42	387	▲	387
Domestic and Family - Level 2	2023	8	7	14	5	11	11	11	13	6	8	13	10	117	-5%	117
	2022	6	4	9	26	7	12	5	14	8	11	9	12	123	▼	123
Felonies and Related Matters	2023	384	360	454	355	336	523	362	435	410	536	344	322	4,821	-1%	4,821
	2022	358	478	542	393	330	354	387	529	378	381	388	373	4,891	▼	4,891
General Civil - Level 1	2023	-	2	2	1	7	1	2	1	3	4	2	-	25	-29%	25
	2022	4	7	3	6	1	2	-	4	1	-	1	6	35	▼	35
General Civil - Level 2	2023	34	24	47	36	52	30	47	35	43	74	44	31	497	34%	497
	2022	28	36	34	35	22	28	31	30	12	25	42	49	372	▲	372
General Civil - Level 3	2023	12	19	26	11	28	17	24	15	10	44	18	10	234	6%	234
	2022	4	22	17	25	20	27	16	13	8	22	21	26	221	▲	221
Miscellaneous Civil	2023	494	722	625	513	379	527	353	509	409	318	388	357	5,594	-10%	5,594
	2022	379	524	568	954	404	492	511	485	471	361	475	612	6,236	▼	6,236
Misdemeanor	2023	152	123	196	161	128	166	138	150	172	146	108	122	1,762	-14%	1,762
	2022	159	222	278	147	128	169	166	177	149	129	166	157	2,047	▼	2,047
Other	2023	232	196	253	186	298	219	257	356	268	314	180	574	3,333	18%	3,333
	2022	389	264	274	248	190	175	241	214	211	204	184	232	2,826	▲	2,826
Other Criminally Related Matters	2023	37	38	55	24	35	36	34	44	29	26	33	33	424	4%	424
	2022	27	41	55	33	32	33	42	29	25	32	29	28	406	▲	406
Probates/Wills & Trusts - Level 1	2023	-	4	2	2	-	-	1	3	3	1	2	2	20	54%	20
	2022	2	1	3	2	1	2	-	-	-	-	1	1	13	▲	13
Probates/Wills & Trusts - Level 2	2023	6	8	8	8	12	7	9	6	9	11	6	5	95	13%	95
	2022	4	12	5	10	11	3	2	5	11	1	11	9	84	▲	84
Uncontested Divorce	2023	97	92	109	91	96	111	89	99	75	92	72	74	1,097	-3%	1,097
	2022	89	93	123	110	95	94	66	93	87	64	96	124	1,134	▼	1,134

This report reflects data in the case management system. Numbers will update accordingly as reports are refreshed and posted.

PLN-CCMS-10.11 CASELOAD STATISTICS OF THE CIRCUIT COURTS

Accomack

January 2022 -- December 2023 Dispositions

Alexandria and Fairfax Circuit are not Included in State Totals

Dashboard

Court: Accomack Circuit
Start/End Date: Jan-22 / Dec-23
2022 Average Month: 128
Jan-Dec 2022: 1,530
Dispositions Trending: ↔

Circuit/Court ID: 2 202001
Type of Case: Dispositions
2023 Average Month:127
Jan-Dec 2023 : 1,527
Overall AVG. Month: 127

Monthly Dispositions Summary

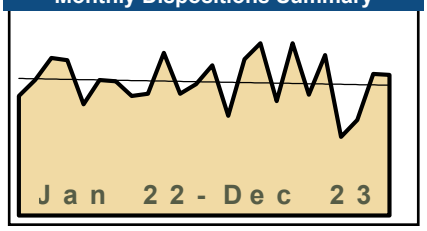

Jan --- Dec Dispositions

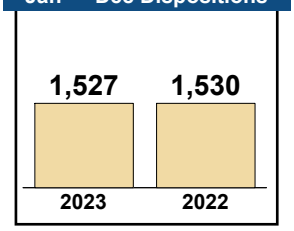

Dispositions by Division

Divisions		Jan	Feb	Mar	Apr	May	Jun	Jul	Aug	Sep	Oct	Nov	Dec	Thru Dec	% Change	Total
Total	2023	143	95	149	164	109	164	115	153	75	91	135	134	1,527	0%	1,527
	2022	114	129	150	148	106	129	128	114	116	155	116	125	1,530	▼	1,530
Civil	2023	7	15	10	21	14	5	7	14	5	12	16	12	138	-25%	138
	2022	21	22	16	12	2	20	11	11	18	10	9	31	183	▼	183
Criminal	2023	31	44	45	57	24	102	59	80	42	44	43	53	624	-5%	624
	2022	43	47	52	67	41	59	68	46	63	61	67	45	659	▼	659
Concealed Handgun Permits	2023	97	32	80	78	59	45	30	45	20	26	67	59	638	14%	638
	2022	44	47	68	58	49	40	37	44	27	71	35	38	558	▲	558
Miscellaneous/ Other	2023	8	4	14	8	12	12	19	14	8	9	9	10	127	-2%	127
	2022	6	13	14	11	14	10	12	13	8	13	5	11	130	▼	130

Dispositions by Case Category

Case Categories		Jan	Feb	Mar	Apr	May	Jun	Jul	Aug	Sep	Oct	Nov	Dec	Thru Dec	% Change	Total
Administrative Law	2023	-	-	-	-	-	-	1	-	-	-	-	-	1	1	1
	2022	-	-	-	-	-	-	-	-	-	-	-	-	0	↔	0
Aggravated Murder	2023	-	-	-	-	-	-	1	-	-	-	-	-	1	1	1
	2022	-	-	-	-	-	-	-	-	-	-	-	-	0	↔	0
Contested Divorce	2023	-	3	2	3	3	2	-	3	1	2	4	2	25	56%	25
	2022	2	1	3	3	-	2	1	-	2	1	1	-	16	▲	16
Domestic and Family - Level 1	2023	-	2	2	-	-	-	-	1	-	1	-	1	7	-46%	7
	2022	-	1	2	1	1	3	-	-	-	2	-	3	13	▼	13
Domestic and Family - Level 2	2023	-	-	-	-	1	1	-	-	2	-	2	-	6	-79%	6
	2022	8	-	4	1	-	1	-	2	-	1	-	12	29	▼	29
Felonies and Related Matters	2023	22	26	31	34	22	69	36	60	26	22	35	32	415	-12%	415
	2022	30	30	44	55	19	42	50	35	47	41	58	22	473	▼	473
General Civil - Level 1	2023	-	-	-	-	-	-	-	-	-	1	-	-	1	-75%	1
	2022	-	1	-	-	1	1	-	-	1	-	-	-	4	▼	4
General Civil - Level 2	2023	1	2	2	-	2	1	1	4	-	2	2	-	17	-35%	17
	2022	1	1	1	1	2	2	3	4	1	3	3	4	26	▼	26
General Civil - Level 3	2023	5	3	5	11	6	2	6	7	4	2	5	5	61	5%	61
	2022	7	9	1	6	2	4	4	6	9	2	3	5	58	▲	58
Miscellaneous Civil	2023	103	35	91	84	68	53	46	52	25	32	72	66	727	13%	727
	2022	49	56	80	66	58	45	44	54	30	80	38	46	646	▲	646
Misdemeanor	2023	8	12	14	22	3	28	13	14	14	17	9	15	169	4%	169
	2022	12	15	7	10	17	17	17	9	15	18	6	19	162	▲	162
Other	2023	-	-	-	-	-	-	-	1	-	-	-	1	2	100%	2
	2022	-	-	-	-	-	-	-	-	1	-	-	-	1	▲	1
Other Criminally Related Matters	2023	2	6	-	1	-	6	9	6	2	5	-	6	43	79%	43
	2022	1	2	1	2	5	-	1	2	1	2	3	4	24	▲	24
Probates/Wills & Trusts - Level 2	2023	1	-	-	-	-	-	-	1	-	1	-	-	3	-40%	3
	2022	-	-	-	-	-	2	-	-	-	-	2	1	5	▼	5
Protective Orders	2023	-	-	-	1	-	-	-	-	-	-	-	-	1	-83%	1
	2022	-	5	-	-	1	-	-	-	-	-	-	-	6	▼	6
Uncontested Divorce	2023	1	6	2	8	4	2	2	4	1	6	6	6	48	-28%	48
	2022	4	8	7	3	-	10	8	2	9	5	2	9	67	▼	67

This report reflects data in the case management system. Numbers will update accordingly as reports are refreshed and posted.

PLN-CCMS-10.11 CASELOAD STATISTICS OF THE CIRCUIT COURTS

Northampton

January 2022 -- December 2023 Dispositions

Alexandria and Fairfax Circuit are not Included in State Totals

Dashboard

Court: Northampton Circuit
Start/End Date: Jan-22 / Dec-23
2022 Average Month: 101
Jan-Dec 2022: 1,211
Dispositions Trending: ▲

Circuit/Court ID: 2 202131
Type of Case: Dispositions
2023 Average Month:115
Jan-Dec 2023 : 1,383
Overall AVG. Month: 108

Monthly Dispositions Summary

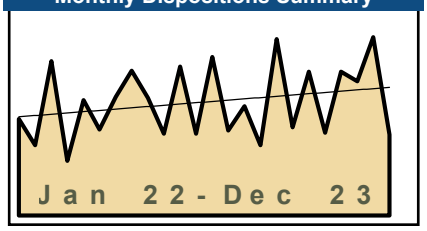

Jan --- Dec Dispositions

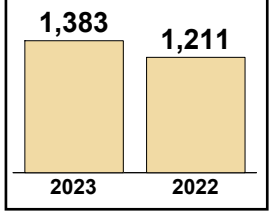

Dispositions by Division

Divisions		Jan	Feb	Mar	Apr	May	Jun	Jul	Aug	Sep	Oct	Nov	Dec	Thru Dec	% Change	Total
Total	2023	151	81	104	67	168	84	137	79	137	128	170	77	1,383	14%	1,383
	2022	92	67	147	52	110	82	113	138	112	78	142	78	1,211	▲	1,211
Civil	2023	3	10	2	6	4	5	1	2	22	5	8	8	76	17%	76
	2022	4	13	6	4	5	13	5	3	1	4	3	4	65	▲	65
Criminal	2023	116	49	84	40	142	66	122	49	92	101	132	51	1,044	16%	1,044
	2022	67	35	118	24	85	43	94	115	91	54	114	63	903	▲	903
Concealed Handgun Permits	2023	29	15	14	17	18	11	10	24	15	15	28	16	212	0%	212
	2022	20	16	18	22	18	21	12	19	18	15	23	10	212	↔	212
Miscellaneous/ Other	2023	3	7	4	4	4	2	4	4	8	7	2	2	51	65%	51
	2022	1	3	5	2	2	5	2	1	2	5	2	1	31	▲	31

Dispositions by Case Category

Case Categories		Jan	Feb	Mar	Apr	May	Jun	Jul	Aug	Sep	Oct	Nov	Dec	Thru Dec	% Change	Total
Administrative Law	2023	-	2	-	1	-	-	-	-	-	-	-	-	3	200%	3
	2022	-	-	-	-	-	-	-	1	-	-	-	-	1	▲	1
Aggravated Murder	2023	-	-	-	-	1	-	-	-	-	-	1	-	2	2	2
	2022	-	-	-	-	-	-	-	-	-	-	-	-	0	↔	0
Contested Divorce	2023	-	2	-	1	1	1	-	-	1	-	-	2	8	-27%	8
	2022	1	1	2	1	4	1	-	-	-	1	-	-	11	▼	11
Domestic and Family - Level 1	2023	-	1	-	-	-	1	-	-	-	1	-	-	3	3	3
	2022	-	-	-	-	-	-	-	-	-	-	-	-	0	↔	0
Domestic and Family - Level 2	2023	-	1	-	-	-	-	-	-	-	-	-	-	1	1	1
	2022	-	-	-	-	-	-	-	-	-	-	-	-	0	↔	0
Felonies and Related Matters	2023	22	25	32	30	66	34	66	21	23	60	68	18	465	50%	465
	2022	3	15	30	6	12	20	28	78	11	25	48	35	311	▲	311
General Civil - Level 1	2023	-	-	-	-	-	-	-	-	-	-	-	-	0	-100%	0
	2022	-	2	-	-	-	-	-	-	-	-	-	-	2	▼	2
General Civil - Level 2	2023	-	2	1	2	-	3	-	1	19	3	7	2	40	82%	40
	2022	-	6	4	3	-	-	1	1	-	3	2	2	22	▲	22
General Civil - Level 3	2023	-	-	-	1	1	-	1	1	2	2	1	2	11	-56%	11
	2022	-	3	2	1	-	8	5	-	1	1	1	3	25	▼	25
Miscellaneous Civil	2023	32	21	18	19	21	13	13	28	20	21	30	18	254	8%	254
	2022	21	18	21	23	20	26	13	20	19	19	25	10	235	▲	235
Misdemeanor	2023	82	22	44	10	56	28	44	27	48	36	53	28	478	0%	478
	2022	47	18	67	15	59	22	56	37	58	23	53	24	479	▼	479
Other Criminally Related Matters	2023	13	2	8	1	20	4	12	1	21	5	10	5	102	-10%	102
	2022	17	2	21	3	14	1	10	-	22	6	13	4	113	▼	113
Probates/Wills & Trusts - Level 2	2023	-	-	-	-	-	-	-	-	-	-	-	1	1	1	1
	2022	-	-	-	-	-	-	-	-	-	-	-	-	0	↔	0
Uncontested Divorce	2023	2	3	1	2	2	-	1	-	3	-	-	1	15	25%	15
	2022	3	2	-	-	1	4	-	1	1	-	-	-	12	▲	12

This report reflects data in the case management system. Numbers will update accordingly as reports are refreshed and posted.

PLN-CCMS-10.11 CASELOAD STATISTICS OF THE CIRCUIT COURTS

Virginia Beach

January 2022 -- December 2023 Dispositions

Alexandria and Fairfax Circuit are not included in State Totals

Dashboard

Court: Virginia Beach Circuit
Start/End Date: Jan-22 / Dec-23
2022 Average Month: 1,351
Jan-Dec 2022: 16,213
Dispositions Trending: ▼

Circuit/Court ID: 2 202810
Type of Case: Dispositions
2023 Average Month:1,276
Jan-Dec 2023 : 15,316
Overall AVG. Month: 1,314

Monthly Dispositions Summary

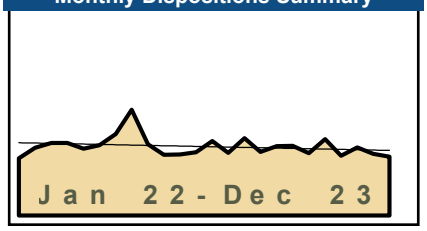

Jan --- Dec Dispositions

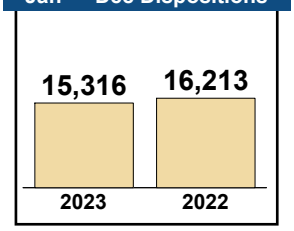

Dispositions by Division

Divisions		Jan	Feb	Mar	Apr	May	Jun	Jul	Aug	Sep	Oct	Nov	Dec	Thru Dec	% Change	Total
Total	2023	1,419	1,193	1,471	1,211	1,320	1,330	1,186	1,455	1,141	1,298	1,173	1,119	15,316	-6%	15,316
	2022	1,089	1,294	1,380	1,384	1,272	1,339	1,555	2,013	1,356	1,159	1,165	1,207	16,213	▼	16,213
Civil	2023	360	307	345	315	314	309	284	378	302	321	294	289	3,818	-7%	3,818
	2022	293	312	337	424	353	363	362	387	378	264	295	331	4,099	▼	4,099
Criminal	2023	613	540	701	541	621	582	499	700	533	623	583	485	7,021	3%	7,021
	2022	516	508	668	529	565	610	538	699	548	512	586	532	6,811	▲	6,811
Concealed Handgun Permits	2023	-	-	2	-	-	-	-	-	-	-	-	-	2	-100%	2
	2022	-	-	-	-	-	-	321	586	30	9	1	1	948	▼	948
Miscellaneous/ Other	2023	446	346	423	355	385	439	403	377	306	354	296	345	4,475	3%	4,475
	2022	280	474	375	431	354	366	334	341	400	374	283	343	4,355	▲	4,355

Dispositions by Case Category

Case Categories		Jan	Feb	Mar	Apr	May	Jun	Jul	Aug	Sep	Oct	Nov	Dec	Thru Dec	% Change	Total
Administrative Law	2023	3	1	-	-	1	-	-	1	-	2	-	-	8	-11%	8
	2022	1	-	-	-	4	1	-	1	-	-	1	1	9	▼	9
Aggravated Murder	2023	1	-	-	-	3	-	-	-	-	-	-	-	4	33%	4
	2022	-	2	-	-	-	-	1	-	-	-	-	-	3	▲	3
Contested Divorce	2023	33	20	26	31	36	27	21	27	28	26	18	20	313	-2%	313
	2022	16	29	27	27	37	25	27	21	25	27	30	30	321	▼	321
Domestic and Family - Level 1	2023	39	41	37	34	35	26	24	47	45	31	34	32	425	-10%	425
	2022	42	35	45	42	42	52	37	44	56	30	22	27	474	▼	474
Domestic and Family - Level 2	2023	25	15	21	16	11	15	17	17	13	22	17	17	206	-38%	206
	2022	17	19	25	80	16	25	23	35	28	21	24	17	330	▼	330
Felonies and Related Matters	2023	392	338	400	337	379	343	307	395	285	379	348	284	4,187	3%	4,187
	2022	332	306	395	328	334	327	319	432	336	320	347	294	4,070	▲	4,070
General Civil	2023	-	-	-	-	-	-	-	-	-	-	-	-	0	-100%	0
	2022	-	-	-	-	-	-	-	1	-	-	-	-	1	▼	1
General Civil - Level 1	2023	1	2	5	4	6	4	4	6	6	-	4	9	51	9%	51
	2022	7	4	6	5	2	4	2	2	6	4	2	3	47	▲	47
General Civil - Level 2	2023	88	76	85	61	48	64	41	64	64	62	49	42	744	6%	744
	2022	65	74	61	66	64	62	50	56	48	45	64	50	705	▲	705
General Civil - Level 3	2023	116	108	101	131	124	120	117	135	107	114	102	113	1,388	-6%	1,388
	2022	71	102	112	135	131	119	135	155	150	94	121	159	1,484	▼	1,484
Miscellaneous Civil	2023	212	153	191	159	194	212	238	186	143	122	139	129	2,078	-28%	2,078
	2022	145	169	161	232	149	149	494	740	208	201	125	133	2,906	▼	2,906
Misdemeanor	2023	195	173	249	179	214	189	156	266	189	212	204	179	2,405	6%	2,405
	2022	151	170	238	179	202	226	188	221	168	161	208	154	2,266	▲	2,266
Other	2023	207	163	217	151	169	206	158	168	135	214	158	196	2,142	3%	2,142
	2022	105	288	186	166	169	206	142	148	215	162	127	175	2,089	▲	2,089
Other Criminally Related Matters	2023	28	31	60	28	26	56	42	54	65	38	37	28	493	-4%	493
	2022	38	32	41	25	36	61	33	50	46	35	33	86	516	▼	516
Probates/Wills & Trusts - Level 1	2023	-	-	-	1	-	1	-	2	-	-	1	1	6	-25%	6
	2022	2	-	2	1	1	-	1	-	-	-	1	-	8	▼	8
Probates/Wills & Trusts - Level 2	2023	7	16	9	14	17	17	21	23	11	21	8	11	175	2%	175
	2022	13	10	19	15	14	15	15	24	13	7	10	17	172	▲	172
Protective Orders	2023	-	-	-	-	1	-	-	2	-	2	-	3	8	-20%	8
	2022	1	1	-	2	-	2	1	-	1	1	-	1	10	▼	10
Uncontested Divorce	2023	72	56	70	65	56	50	40	62	50	53	54	55	683	-15%	683
	2022	83	53	62	81	71	65	87	83	56	51	50	60	802	▼	802

This report reflects data in the case management system. Numbers will update accordingly as reports are refreshed and posted.

PLN-CCMS-10.11 CASELOAD STATISTICS OF THE CIRCUIT COURTS

Portsmouth

January 2022 -- December 2023 Dispositions

Alexandria and Fairfax Circuit are not included in State Totals

Dashboard

Court: Portsmouth Circuit
Start/End Date: Jan-22 / Dec-23
2022 Average Month: 697
Jan-Dec 2022: 8,364
Dispositions Trending: ▲

Circuit/Court ID: 3 203740
Type of Case: Dispositions
2023 Average Month:717
Jan-Dec 2023 : 8,603
Overall AVG. Month: 707

Monthly Dispositions Summary

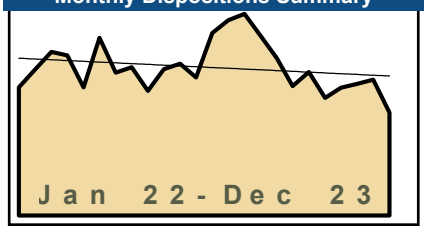

Jan --- Dec Dispositions

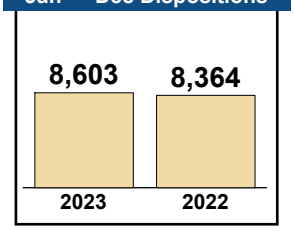

Dispositions by Division

Divisions		Jan	Feb	Mar	Apr	May	Jun	Jul	Aug	Sep	Oct	Nov	Dec	Thru Dec	% Change	Total
Total	2023	870	930	961	857	750	617	683	561	609	628	647	490	8,603	3%	8,603
	2022	611	696	780	762	610	846	681	707	594	697	723	657	8,364	▲	8,364
Civil	2023	224	349	299	348	259	196	309	180	200	231	279	159	3,033	4%	3,033
	2022	225	274	293	274	179	292	279	213	193	231	204	247	2,904	▲	2,904
Criminal	2023	203	173	224	153	202	120	105	133	127	161	141	126	1,868	12%	1,868
	2022	87	120	131	137	127	172	124	131	130	193	184	137	1,673	▲	1,673
Concealed Handgun Permits	2023	197	171	163	117	98	90	79	64	123	72	107	83	1,364	-4%	1,364
	2022	127	87	126	153	116	138	96	132	92	94	161	94	1,416	▼	1,416
Miscellaneous/ Other	2023	246	237	275	239	191	211	190	184	159	164	120	122	2,338	-1%	2,338
	2022	172	215	230	198	188	244	182	231	179	179	174	179	2,371	▼	2,371

Dispositions by Case Category

Case Categories		Jan	Feb	Mar	Apr	May	Jun	Jul	Aug	Sep	Oct	Nov	Dec	Thru Dec	% Change	Total
Administrative Law	2023	-	1	2	1	1	1	1	1	1	-	1	-	10	900%	10
	2022	-	-	-	-	-	-	-	-	-	-	1	-	1	▲	1
Aggravated Murder	2023	-	-	-	1	-	-	-	-	-	-	2	-	3	3	3
	2022	-	-	-	-	-	-	-	-	-	-	-	-	0	↔	0
Contested Divorce	2023	6	14	16	22	8	5	8	2	12	18	13	8	132	31%	132
	2022	7	4	11	15	10	17	9	3	8	3	8	6	101	▲	101
Domestic and Family - Level 1	2023	3	99	16	6	13	46	6	12	9	7	12	9	238	396%	238
	2022	2	9	2	7	4	3	3	2	5	3	8	-	48	▲	48
Domestic and Family - Level 2	2023	1	9	1	3	1	-	4	2	2	2	5	5	35	84%	35
	2022	2	2	3	2	1	-	2	4	1	-	1	1	19	▲	19
Felonies and Related Matters	2023	138	94	150	94	106	56	70	89	53	131	80	69	1,130	15%	1,130
	2022	56	84	77	81	72	104	53	83	72	116	112	72	982	▲	982
General Civil	2023	27	8	-	-	7	4	3	15	12	4	6	4	90	8%	90
	2022	7	4	4	6	5	15	-	21	6	6	2	7	83	▲	83
General Civil - Level 1	2023	2	1	2	9	2	3	1	-	1	1	1	1	24	20%	24
	2022	2	3	2	-	4	1	-	2	-	3	-	3	20	▲	20
General Civil - Level 2	2023	10	7	27	59	16	12	19	12	14	21	28	12	237	47%	237
	2022	11	21	18	11	13	8	21	12	9	8	15	14	161	▲	161
General Civil - Level 3	2023	188	164	195	180	193	117	251	148	135	160	194	106	2,031	-12%	2,031
	2022	178	217	230	225	127	245	234	163	151	190	155	204	2,319	▼	2,319
Miscellaneous Civil	2023	310	260	299	275	192	211	196	137	204	140	162	157	2,543	-8%	2,543
	2022	224	191	248	270	216	274	210	251	198	198	267	207	2,754	▼	2,754
Misdemeanor	2023	45	54	41	31	59	31	23	21	62	24	35	38	464	-9%	464
	2022	24	30	38	34	43	53	50	36	39	54	59	52	512	▼	512
Other	2023	105	163	126	88	93	83	69	90	66	86	59	42	1,070	16%	1,070
	2022	69	105	104	72	79	91	63	88	60	70	65	57	923	▲	923
Other Criminally Related Matters	2023	20	35	36	29	38	34	16	24	12	8	26	19	297	46%	297
	2022	12	8	19	23	14	16	26	14	20	23	14	15	204	▲	204
Probates/Wills & Trusts - Level 1	2023	-	-	-	1	2	1	1	-	-	-	-	-	5	400%	5
	2022	-	-	1	-	-	-	-	-	-	-	-	-	1	▲	1
Probates/Wills & Trusts - Level 2	2023	-	1	6	10	4	3	1	3	-	6	1	4	39	86%	39
	2022	-	2	5	-	4	3	1	-	4	1	-	1	21	▲	21
Protective Orders	2023	-	1	4	3	2	-	-	-	-	-	-	-	10	0%	10
	2022	-	-	-	-	2	-	-	-	1	1	2	4	10	↔	10
Uncontested Divorce	2023	15	19	40	45	13	10	14	5	26	20	22	16	245	20%	245
	2022	17	16	18	16	16	16	9	28	20	21	14	14	205	▲	205

This report reflects data in the case management system. Numbers will update accordingly as reports are refreshed and posted.

PLN-CCMS-10.11 CASELOAD STATISTICS OF THE CIRCUIT COURTS

Norfolk

January 2022 -- December 2023 Dispositions

Alexandria and Fairfax Circuit are not Included in State Totals

Dashboard

Court: Norfolk Circuit
Start/End Date: Jan-22 / Dec-23
2022 Average Month: 2,166
Jan-Dec 2022: 25,993
Dispositions Trending: ▼

Circuit/Court ID: 4 204710
Type of Case: Dispositions
2023 Average Month:1,842
Jan-Dec 2023 : 22,108
Overall AVG. Month: 2,004

Monthly Dispositions Summary

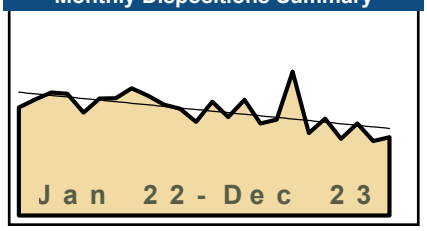

Jan --- Dec Dispositions

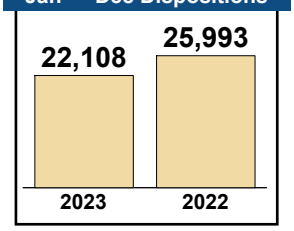

Dispositions by Division

Divisions		Jan	Feb	Mar	Apr	May	Jun	Jul	Aug	Sep	Oct	Nov	Dec	Thru Dec	% Change	Total
Total	2023	2,170	1,873	2,205	1,751	1,830	2,741	1,574	1,844	1,461	1,751	1,418	1,490	22,108	-15%	22,108
	2022	2,057	2,210	2,342	2,322	1,960	2,231	2,235	2,421	2,283	2,115	2,032	1,785	25,993	▼	25,993
Civil	2023	347	350	443	447	403	470	364	395	404	393	371	405	4,792	-1%	4,792
	2022	343	361	499	424	408	369	420	446	388	425	420	335	4,838	▼	4,838
Criminal	2023	430	317	467	381	312	429	380	526	458	421	402	418	4,941	3%	4,941
	2022	327	364	448	420	393	461	468	420	331	418	367	362	4,779	▲	4,779
Concealed Handgun Permits	2023	270	237	316	251	227	191	198	207	180	197	171	191	2,636	-5%	2,636
	2022	200	192	284	233	213	215	220	252	236	220	214	297	2,776	▼	2,776
Miscellaneous/ Other	2023	1,123	969	979	672	888	1,651	632	716	419	740	474	476	9,739	-28%	9,739
	2022	1,187	1,293	1,111	1,245	946	1,186	1,127	1,303	1,328	1,052	1,031	791	13,600	▼	13,600

Dispositions by Case Category

Case Categories		Jan	Feb	Mar	Apr	May	Jun	Jul	Aug	Sep	Oct	Nov	Dec	Thru Dec	% Change	Total
Administrative Law	2023	6	3	7	3	1	3	4	6	2	8	5	3	51	28%	51
	2022	3	9	4	3	2	3	3	-	5	2	3	3	40	▲	40
Contested Divorce	2023	70	70	88	108	88	91	67	84	74	72	78	96	986	7%	986
	2022	53	65	94	96	68	61	104	82	72	85	73	72	925	▲	925
Domestic and Family - Level 1	2023	39	37	26	22	18	38	13	24	22	55	37	28	359	9%	359
	2022	21	21	37	20	20	22	21	40	31	41	32	22	328	▲	328
Domestic and Family - Level 2	2023	27	18	25	19	24	21	17	24	15	23	18	23	254	-20%	254
	2022	29	38	39	18	23	24	28	29	22	23	22	24	319	▼	319
Felonies and Related Matters	2023	291	233	339	269	185	309	242	359	296	288	288	280	3,379	-2%	3,379
	2022	226	284	300	303	266	335	346	277	251	293	295	272	3,448	▼	3,448
General Civil - Level 1	2023	3	3	5	3	2	7	3	4	1	1	5	6	43	-37%	43
	2022	6	4	12	5	5	2	4	4	5	6	7	8	68	▼	68
General Civil - Level 2	2023	35	43	44	48	34	47	41	50	43	36	46	41	508	-16%	508
	2022	62	58	70	48	47	49	45	49	51	59	38	29	605	▼	605
General Civil - Level 3	2023	94	72	116	80	95	106	78	110	83	104	69	56	1,063	-6%	1,063
	2022	107	132	107	78	104	75	73	114	104	86	78	71	1,129	▼	1,129
Miscellaneous Civil	2023	1,181	1,022	1,086	807	986	1,733	736	765	508	782	526	563	10,695	-23%	10,695
	2022	1,121	1,169	1,169	1,318	935	1,198	1,170	1,339	1,349	1,069	1,090	950	13,877	▼	13,877
Misdemeanor	2023	98	61	88	68	76	83	92	119	95	88	67	93	1,028	21%	1,028
	2022	63	43	93	70	81	86	95	92	36	74	57	59	849	▲	849
Other	2023	103	105	94	56	43	41	37	35	22	45	57	49	687	-44%	687
	2022	133	134	99	76	136	118	96	97	95	106	83	62	1,235	▼	1,235
Other Criminally Related Matters	2023	48	33	46	52	57	49	50	59	71	49	51	47	612	8%	612
	2022	40	48	58	49	46	47	34	61	48	58	37	43	569	▲	569
Probates/Wills & Trusts - Level 1	2023	-	4	1	1	1	1	3	5	2	5	2	3	28	65%	28
	2022	1	1	1	2	1	2	1	2	3	1	1	1	17	▲	17
Probates/Wills & Trusts - Level 2	2023	18	25	28	25	25	15	13	33	15	23	16	24	260	-5%	260
	2022	21	31	33	17	16	19	22	29	26	23	20	17	274	▼	274
Protective Orders	2023	2	2	5	3	3	6	4	3	7	4	1	7	47	-8%	47
	2022	1	4	5	6	6	2	2	8	5	5	3	4	51	▼	51
Uncontested Divorce	2023	155	142	207	187	192	191	174	164	205	168	152	171	2,108	-7%	2,108
	2022	170	169	221	213	204	188	191	198	180	184	193	148	2,259	▼	2,259

This report reflects data in the case management system. Numbers will update accordingly as reports are refreshed and posted.

PLN-CCMS-10.11 CASELOAD STATISTICS OF THE CIRCUIT COURTS

Isle of Wight

January 2022 -- December 2023 Dispositions

Alexandria and Fairfax Circuit are not Included in State Totals

Dashboard

Court: Isle of Wight Circuit
Start/End Date: Jan-22 / Dec-23
2022 Average Month: 167
Jan-Dec 2022: 2,004
Dispositions Trending: ▲

Circuit/Court ID: 5 205093
Type of Case: Dispositions
2023 Average Month:173
Jan-Dec 2023 : 2,076
Overall AVG. Month: 170

Monthly Dispositions Summary

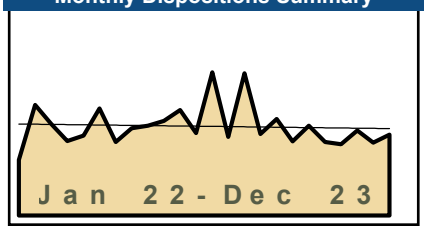

Jan --- Dec Dispositions

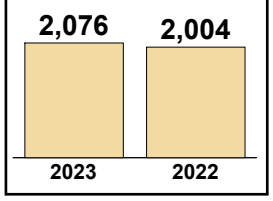

Dispositions by Division

Divisions		Jan	Feb	Mar	Apr	May	Jun	Jul	Aug	Sep	Oct	Nov	Dec	Thru Dec	% Change	Total
Total	2023	273	150	271	155	184	141	171	140	136	162	139	154	2,076	4%	2,076
	2022	106	211	174	142	152	204	140	166	171	180	201	157	2,004	▲	2,004
Civil	2023	26	11	23	23	24	26	20	17	17	21	32	26	266	16%	266
	2022	10	13	20	19	8	28	19	27	18	23	22	22	229	▲	229
Criminal	2023	59	38	56	42	29	56	46	37	34	34	23	34	488	-2%	488
	2022	24	61	45	31	48	67	23	35	54	30	46	33	497	▼	497
Concealed Handgun Permits	2023	153	86	154	67	104	30	78	65	60	77	67	73	1,014	6%	1,014
	2022	55	108	82	70	76	71	77	72	70	86	106	87	960	▲	960
Miscellaneous/ Other	2023	35	15	38	23	27	29	27	21	25	30	17	21	308	-3%	308
	2022	17	29	27	22	20	38	21	32	29	41	27	15	318	▼	318

Dispositions by Case Category

Case Categories		Jan	Feb	Mar	Apr	May	Jun	Jul	Aug	Sep	Oct	Nov	Dec	Thru Dec	% Change	Total
Administrative Law	2023	-	-	-	-	-	-	-	-	-	-	1	-	1	0%	1
	2022	-	-	-	-	-	-	1	-	-	-	-	-	1	↔	1
Contested Divorce	2023	2	4	2	2	2	2	5	4	2	8	6	1	40	11%	40
	2022	1	1	5	3	3	3	3	1	4	7	3	2	36	▲	36
Domestic and Family - Level 1	2023	7	1	2	-	-	4	2	2	2	2	2	3	27	-10%	27
	2022	-	1	3	3	3	3	2	5	3	5	-	2	30	▼	30
Domestic and Family - Level 2	2023	3	-	3	2	1	-	2	-	1	-	1	3	16	-6%	16
	2022	-	1	-	2	-	3	2	-	4	2	2	1	17	▼	17
Felonies and Related Matters	2023	41	23	44	32	20	43	32	31	26	16	17	20	345	4%	345
	2022	13	42	34	22	38	48	21	22	21	23	23	24	331	▲	331
General Civil - Level 1	2023	-	-	-	-	-	-	-	-	-	-	1	-	1	-67%	1
	2022	-	-	-	-	-	-	-	2	-	-	1	-	3	▼	3
General Civil - Level 2	2023	3	3	5	3	3	7	3	4	4	4	4	5	48	14%	48
	2022	3	4	5	3	-	3	3	5	-	2	9	5	42	▲	42
General Civil - Level 3	2023	-	2	2	9	4	4	1	3	4	3	3	4	39	63%	39
	2022	1	-	4	-	-	5	5	2	2	-	3	2	24	▲	24
Miscellaneous Civil	2023	171	94	173	79	119	51	95	78	76	102	77	82	1,197	1%	1,197
	2022	67	128	96	87	93	100	88	90	91	113	127	100	1,180	▲	1,180
Misdemeanor	2023	14	6	9	4	5	7	9	1	5	9	4	5	78	-32%	78
	2022	4	14	5	7	6	13	1	8	30	5	14	7	114	▼	114
Other	2023	18	7	19	11	12	7	10	8	9	5	4	9	119	14%	119
	2022	5	10	11	6	4	11	10	14	9	14	8	2	104	▲	104
Other Criminally Related Matters	2023	4	9	3	8	4	7	5	5	3	9	2	9	68	28%	68
	2022	7	5	6	3	4	6	1	5	3	2	9	2	53	▲	53
Probates/Wills & Trusts - Level 1	2023	-	-	1	-	1	-	-	-	-	-	1	-	3	3	3
	2022	-	-	-	-	-	-	-	-	-	-	-	-	0	↔	0
Probates/Wills & Trusts - Level 2	2023	1	-	-	-	-	-	2	-	-	-	3	2	8	-33%	8
	2022	-	1	1	1	1	-	1	2	1	2	1	1	12	▼	12
Uncontested Divorce	2023	9	1	8	5	13	9	5	4	4	4	13	11	86	51%	86
	2022	5	4	4	5	-	9	2	10	3	5	1	9	57	▲	57

This report reflects data in the case management system. Numbers will update accordingly as reports are refreshed and posted.

PLN-CCMS-10.11 CASELOAD STATISTICS OF THE CIRCUIT COURTS

Southampton

January 2022 -- December 2023 Dispositions

Alexandria and Fairfax Circuit are not Included in State Totals

Dashboard

Court: Southampton Circuit
Start/End Date: Jan-22 / Dec-23
2022 Average Month: 151
Jan-Dec 2022: 1,811
Dispositions Trending: ▲

Circuit/Court ID: 5 205175
Type of Case: Dispositions
2023 Average Month:172
Jan-Dec 2023 : 2,061
Overall AVG. Month: 161

Monthly Dispositions Summary

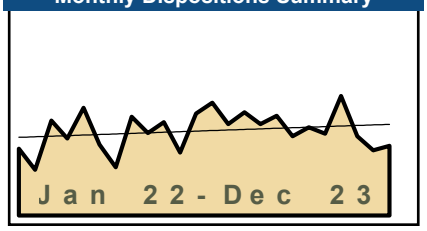

Jan --- Dec Dispositions

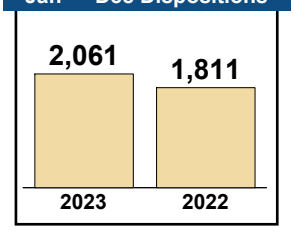

Dispositions by Division

Divisions		Jan	Feb	Mar	Apr	May	Jun	Jul	Aug	Sep	Oct	Nov	Dec	Thru Dec	% Change	Total
Total	2023	215	174	197	174	190	151	168	156	228	151	124	133	2,061	14%	2,061
	2022	127	87	181	147	205	135	92	188	157	178	120	194	1,811	▲	1,811
Civil	2023	13	15	14	19	14	10	21	21	12	16	19	18	192	1%	192
	2022	11	13	21	14	11	19	13	13	34	7	17	18	191	▲	191
Criminal	2023	84	69	64	88	113	60	94	80	128	57	55	64	956	3%	956
	2022	51	53	85	65	152	77	31	89	91	75	47	111	927	▲	927
Concealed Handgun Permits	2023	87	73	95	45	36	43	32	21	48	46	30	33	589	51%	589
	2022	55	-	55	30	26	22	23	54	4	61	31	30	391	▲	391
Miscellaneous/ Other	2023	31	17	24	22	27	38	21	34	40	32	20	18	324	7%	324
	2022	10	21	20	38	16	17	25	32	28	35	25	35	302	▲	302

Dispositions by Case Category

Case Categories		Jan	Feb	Mar	Apr	May	Jun	Jul	Aug	Sep	Oct	Nov	Dec	Thru Dec	% Change	Total
Contested Divorce	2023	3	1	-	2	1	2	3	-	2	-	1	4	19	-30%	19
	2022	2	2	4	1	-	1	3	2	3	1	4	4	27	▼	27
Domestic and Family - Level 1	2023	-	-	-	-	-	1	3	1	-	-	1	-	6	-54%	6
	2022	-	-	-	1	3	2	1	-	2	2	-	2	13	▼	13
Domestic and Family - Level 2	2023	-	-	-	1	-	-	-	1	-	-	1	1	4	-85%	4
	2022	-	2	-	2	-	1	1	-	19	-	1	-	26	▼	26
Felonies and Related Matters	2023	47	49	44	49	68	39	55	43	80	44	36	30	584	-7%	584
	2022	39	38	62	49	90	47	23	54	60	55	33	79	629	▼	629
General Civil - Level 1	2023	-	1	-	-	-	-	1	-	2	-	-	1	5	150%	5
	2022	-	-	-	-	-	-	1	-	-	-	1	-	2	▲	2
General Civil - Level 2	2023	3	7	2	6	2	2	3	5	4	3	3	5	45	50%	45
	2022	3	4	3	2	2	3	3	1	4	-	3	2	30	▲	30
General Civil - Level 3	2023	2	2	4	8	7	3	4	7	4	10	7	4	62	38%	62
	2022	-	1	6	3	4	5	2	5	3	4	5	7	45	▲	45
Miscellaneous Civil	2023	101	79	106	58	43	63	41	34	67	63	41	40	736	40%	736
	2022	57	7	64	48	34	30	31	69	18	76	43	47	524	▲	524
Misdemeanor	2023	23	12	11	23	28	17	18	24	40	6	10	17	229	15%	229
	2022	9	9	13	13	41	19	5	26	20	10	7	28	200	▲	200
Other	2023	20	11	13	8	19	18	15	20	19	15	10	11	179	9%	179
	2022	8	14	14	20	8	9	16	16	13	19	12	15	164	▲	164
Other Criminally Related Matters	2023	14	8	10	16	17	4	21	14	8	7	10	17	146	49%	146
	2022	3	6	10	3	21	11	3	9	11	10	7	4	98	▲	98
Probates/Wills & Trusts - Level 1	2023	-	-	-	-	-	-	-	-	-	-	-	-	0	-100%	0
	2022	-	-	-	-	-	-	-	-	-	1	1	-	2	▼	2
Probates/Wills & Trusts - Level 2	2023	-	-	-	-	-	-	-	1	-	-	2	-	3	-50%	3
	2022	1	-	1	-	-	2	-	-	-	-	1	1	6	▼	6
Protective Orders	2023	-	1	1	1	-	2	-	-	-	-	-	-	5	400%	5
	2022	-	-	-	-	-	-	-	-	-	-	-	1	1	▲	1
Uncontested Divorce	2023	2	3	6	2	5	-	4	6	2	3	2	3	38	-14%	38
	2022	5	4	4	5	2	5	3	6	4	-	2	4	44	▼	44

This report reflects data in the case management system. Numbers will update accordingly as reports are refreshed and posted.

PLN-CCMS-10.11 CASELOAD STATISTICS OF THE CIRCUIT COURTS

Suffolk

January 2022 -- December 2023 Dispositions

Alexandria and Fairfax Circuit are not Included in State Totals

Dashboard

Court: Suffolk Circuit
Start/End Date: Jan-22 / Dec-23
2022 Average Month: 484
Jan-Dec 2022: 5,812
Dispositions Trending: ▲

Circuit/Court ID: 5 205800
Type of Case: Dispositions
2023 Average Month:541
Jan-Dec 2023 : 6,494
Overall AVG. Month: 513

Monthly Dispositions Summary

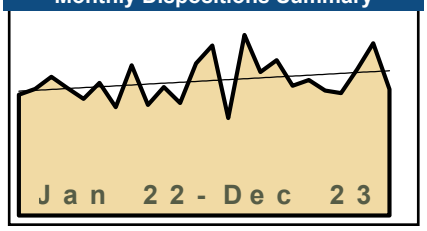

Jan --- Dec Dispositions

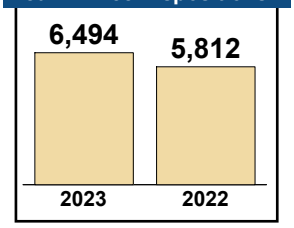

Dispositions by Division

Divisions		Jan	Feb	Mar	Apr	May	Jun	Jul	Aug	Sep	Oct	Nov	Dec	Thru Dec	% Change	Total
Total	2023	648	372	688	547	592	494	516	476	466	558	656	481	6,494	12%	6,494
	2022	460	482	528	486	445	505	413	573	421	490	429	580	5,812	▲	5,812
Civil	2023	66	69	63	67	67	56	72	53	60	89	116	128	906	34%	906
	2022	51	52	67	55	59	62	43	72	55	54	41	65	676	▲	676
Criminal	2023	214	172	336	260	295	216	241	228	255	244	281	178	2,920	10%	2,920
	2022	158	224	214	280	202	250	221	275	173	220	197	244	2,658	▲	2,658
Concealed Handgun Permits	2023	330	90	243	183	187	175	172	152	117	187	214	138	2,188	11%	2,188
	2022	207	170	186	120	164	161	106	177	160	184	158	178	1,971	▲	1,971
Miscellaneous/ Other	2023	38	41	46	37	43	47	31	43	34	38	45	37	480	-5%	480
	2022	44	36	61	31	20	32	43	49	33	32	33	93	507	▼	507

Dispositions by Case Category

Case Categories		Jan	Feb	Mar	Apr	May	Jun	Jul	Aug	Sep	Oct	Nov	Dec	Thru Dec	% Change	Total
Administrative Law	2023	-	-	-	-	-	1	-	-	-	-	-	-	1	-67%	1
	2022	-	-	-	-	-	2	-	-	-	-	1	-	3	▼	3
Aggravated Murder	2023	1	-	1	-	-	-	1	-	1	-	-	1	5	5	5
	2022	-	-	-	-	-	-	-	-	-	-	-	-	0	↔	0
Contested Divorce	2023	13	6	4	4	7	6	7	6	9	18	13	14	107	8%	107
	2022	6	3	14	11	9	9	9	6	11	9	4	8	99	▲	99
Domestic and Family - Level 1	2023	8	7	11	1	9	6	3	3	6	10	5	4	73	20%	73
	2022	4	3	2	3	9	3	3	10	3	8	4	9	61	▲	61
Domestic and Family - Level 2	2023	10	7	6	8	5	5	8	5	7	9	8	15	93	33%	93
	2022	7	2	6	7	11	7	4	6	2	5	1	12	70	▲	70
Felonies and Related Matters	2023	117	72	228	167	215	120	128	126	166	146	169	96	1,750	11%	1,750
	2022	93	158	143	153	112	115	127	161	80	161	106	172	1,581	▲	1,581
General Civil - Level 1	2023	-	-	-	1	-	1	1	1	-	4	2	3	13	117%	13
	2022	-	1	1	1	1	-	1	1	-	-	-	-	6	▲	6
General Civil - Level 2	2023	10	8	11	19	9	9	10	15	10	11	33	26	171	43%	171
	2022	5	10	17	10	9	15	8	11	13	11	4	7	120	▲	120
General Civil - Level 3	2023	8	24	4	9	12	8	18	5	5	9	17	12	131	41%	131
	2022	8	16	5	1	9	7	6	14	3	4	7	13	93	▲	93
Miscellaneous Civil	2023	367	127	288	214	229	220	204	199	149	225	244	177	2,643	8%	2,643
	2022	252	205	246	147	180	192	146	228	191	215	187	268	2,457	▲	2,457
Misdemeanor	2023	82	74	101	79	60	75	96	88	77	67	95	66	960	11%	960
	2022	53	50	51	115	74	107	74	99	71	45	68	61	868	▲	868
Other	2023	1	1	3	1	1	2	-	-	1	1	4	3	18	125%	18
	2022	2	1	1	-	-	-	1	1	1	-	1	-	8	▲	8
Other Criminally Related Matters	2023	14	26	11	16	20	21	24	15	11	32	18	15	223	4%	223
	2022	13	16	20	12	16	30	22	16	22	14	23	11	215	▲	215
Probates/Wills & Trusts - Level 1	2023	-	1	-	-	1	-	-	-	-	-	1	-	3	0%	3
	2022	-	1	1	-	-	-	-	-	-	1	-	-	3	↔	3
Probates/Wills & Trusts - Level 2	2023	3	-	4	3	4	4	2	3	3	6	5	6	43	10%	43
	2022	2	2	5	2	2	3	5	3	7	2	3	3	39	▲	39
Uncontested Divorce	2023	14	19	16	25	20	16	14	10	21	20	42	43	260	38%	260
	2022	15	14	16	24	13	15	7	17	17	15	20	16	189	▲	189

This report reflects data in the case management system. Numbers will update accordingly as reports are refreshed and posted.

PLN-CCMS-10.11 CASELOAD STATISTICS OF THE CIRCUIT COURTS

Brunswick

January 2022 -- December 2023 Dispositions

Alexandria and Fairfax Circuit are not included in State Totals

Dashboard

Court: Brunswick Circuit
Start/End Date: Jan-22 / Dec-23
2022 Average Month: 74
Jan-Dec 2022: 884
Dispositions Trending: ▲

Circuit/Court ID: 6 206025
Type of Case: Dispositions
2023 Average Month:92
Jan-Dec 2023 : 1,103
Overall AVG. Month: 83

Monthly Dispositions Summary

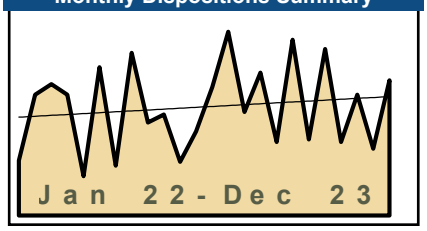

Jan --- Dec Dispositions

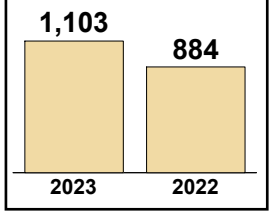

Dispositions by Division

Divisions		Jan	Feb	Mar	Apr	May	Jun	Jul	Aug	Sep	Oct	Nov	Dec	Thru Dec	% Change	Total
Total	2023	98	140	79	109	56	134	58	127	56	92	51	103	1,103	25%	1,103
	2022	42	92	100	92	30	113	38	124	71	77	41	64	884	▲	884
Civil	2023	1	5	2	3	3	7	3	3	1	6	3	3	40	0%	40
	2022	3	2	4	7	4	1	1	5	1	7	2	3	40	↔	40
Criminal	2023	37	92	42	55	33	80	37	57	27	48	12	56	576	9%	576
	2022	15	69	64	51	9	55	17	78	46	52	29	42	527	▲	527
Concealed Handgun Permits	2023	51	33	22	31	11	34	12	53	22	17	26	30	342	30%	342
	2022	23	19	31	26	13	54	19	15	19	16	9	19	263	▲	263
Miscellaneous/ Other	2023	9	10	13	20	9	13	6	14	6	21	10	14	145	169%	145
	2022	1	2	1	8	4	3	1	26	5	2	1	-	54	▲	54

Dispositions by Case Category

Case Categories		Jan	Feb	Mar	Apr	May	Jun	Jul	Aug	Sep	Oct	Nov	Dec	Thru Dec	% Change	Total
Administrative Law	2023	-	-	-	-	-	-	-	-	-	-	-	-	0	-100%	0
	2022	-	-	-	1	-	-	-	-	-	-	-	-	1	▼	1
Contested Divorce	2023	1	-	1	2	-	1	1	-	1	-	-	-	7	-30%	7
	2022	2	-	2	1	1	1	-	1	-	2	-	-	10	▼	10
Domestic and Family - Level 1	2023	-	-	1	-	-	2	-	-	-	5	-	-	8	33%	8
	2022	-	-	-	-	4	-	-	-	-	2	-	-	6	▲	6
Domestic and Family - Level 2	2023	-	-	-	-	-	-	-	-	-	-	1	-	1	1	1
	2022	-	-	-	-	-	-	-	-	-	-	-	-	0	↔	0
Felonies and Related Matters	2023	28	36	31	23	20	39	31	15	21	23	10	12	289	14%	289
	2022	12	14	38	20	2	24	11	46	30	15	22	20	254	▲	254
General Civil - Level 1	2023	-	-	-	-	-	-	1	-	-	-	-	-	1	0%	1
	2022	-	-	-	1	-	-	-	-	-	-	-	-	1	↔	1
General Civil - Level 2	2023	-	2	-	-	-	1	1	-	-	-	-	2	6	-14%	6
	2022	-	2	1	1	-	-	1	1	-	1	-	-	7	▼	7
General Civil - Level 3	2023	1	2	-	-	2	1	-	-	-	1	1	3	11	83%	11
	2022	-	-	-	1	-	1	1	2	1	-	-	-	6	▲	6
Miscellaneous Civil	2023	58	39	26	37	13	45	15	63	23	31	28	39	417	48%	417
	2022	23	20	33	33	13	55	19	17	21	18	10	19	281	▲	281
Misdemeanor	2023	8	42	11	22	11	29	6	27	6	12	2	9	185	-3%	185
	2022	3	34	26	23	6	17	6	21	16	22	3	14	191	▼	191
Other	2023	1	4	9	14	7	1	3	4	5	6	8	2	64	106%	64
	2022	1	1	-	-	3	1	-	23	2	-	-	-	31	▲	31
Other Criminally Related Matters	2023	1	14	-	10	2	12	-	15	-	13	-	35	102	24%	102
	2022	-	21	-	8	1	14	-	11	-	15	4	8	82	▲	82
Uncontested Divorce	2023	-	1	-	1	1	3	-	3	-	1	1	1	12	-14%	12
	2022	1	-	-	3	-	-	-	2	1	2	2	3	14	▼	14

This report reflects data in the case management system. Numbers will update accordingly as reports are refreshed and posted.

PLN-CCMS-10.11 CASELOAD STATISTICS OF THE CIRCUIT COURTS

Greensville

January 2022 -- December 2023 Dispositions

Alexandria and Fairfax Circuit are not Included in State Totals

Dashboard

Court: Greensville Circuit
Start/End Date: Jan-22 / Dec-23
2022 Average Month: 91
Jan-Dec 2022: 1,087
Dispositions Trending: ↔

Circuit/Court ID: 6 206081
Type of Case: Dispositions
2023 Average Month:90
Jan-Dec 2023 : 1,075
Overall AVG. Month: 90

Monthly Dispositions Summary

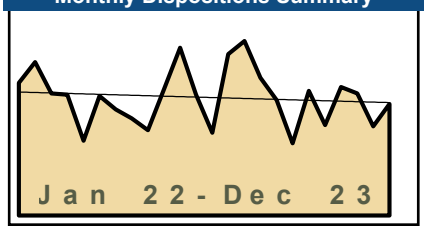

Jan --- Dec Dispositions

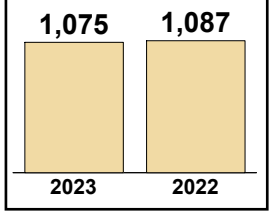

Dispositions by Division

Divisions		Jan	Feb	Mar	Apr	May	Jun	Jul	Aug	Sep	Oct	Nov	Dec	Thru Dec	% Change	Total
Total	2023	63	123	133	105	88	55	95	69	98	93	68	85	1,075	-1%	1,075
	2022	101	117	93	92	57	91	81	74	65	96	128	92	1,087	▼	1,087
Civil	2023	4	2	8	11	9	5	12	15	4	7	9	3	89	-44%	89
	2022	3	8	11	8	10	12	7	10	9	11	59	10	158	▼	158
Criminal	2023	28	103	67	67	46	26	61	28	62	53	44	77	662	8%	662
	2022	80	96	54	49	28	63	60	26	38	56	24	41	615	▲	615
Concealed Handgun Permits	2023	27	15	52	20	26	19	11	12	29	30	12	-	253	20%	253
	2022	14	8	17	31	14	12	8	27	12	23	10	35	211	▲	211
Miscellaneous/ Other	2023	4	3	6	7	7	5	11	14	3	3	3	5	71	-31%	71
	2022	4	5	11	4	5	4	6	11	6	6	35	6	103	▼	103

Dispositions by Case Category

Case Categories		Jan	Feb	Mar	Apr	May	Jun	Jul	Aug	Sep	Oct	Nov	Dec	Thru Dec	% Change	Total
Administrative Law	2023	-	-	-	1	-	-	-	-	-	-	-	-	1	-83%	1
	2022	-	-	-	-	-	-	-	-	-	-	5	1	6	▼	6
Aggravated Murder	2023	-	-	-	-	1	-	-	-	-	1	-	-	2	2	2
	2022	-	-	-	-	-	-	-	-	-	-	-	-	0	↔	0
Contested Divorce	2023	2	1	1	-	-	1	2	-	-	3	1	-	11	-42%	11
	2022	-	1	1	-	1	2	-	3	2	1	7	1	19	▼	19
Domestic and Family - Level 1	2023	-	-	-	-	2	2	-	1	-	-	-	-	5	-29%	5
	2022	-	-	-	2	-	2	-	-	-	-	2	1	7	▼	7
Domestic and Family - Level 2	2023	1	-	2	-	-	1	3	2	-	1	-	1	11	83%	11
	2022	-	2	-	-	1	-	1	-	-	-	1	1	6	▲	6
Felonies and Related Matters	2023	22	73	42	52	25	15	38	15	43	32	27	61	445	15%	445
	2022	42	60	42	29	15	36	36	21	31	28	21	26	387	▲	387
General Civil - Level 1	2023	-	-	-	-	-	-	-	-	-	-	-	-	0	-100%	0
	2022	-	-	1	-	-	-	-	-	-	-	1	-	2	▼	2
General Civil - Level 2	2023	1	1	1	5	4	-	2	2	2	2	4	2	26	-55%	26
	2022	2	4	7	3	4	2	3	1	1	1	28	2	58	▼	58
General Civil - Level 3	2023	1	-	2	1	3	-	5	-	1	-	-	-	13	-52%	13
	2022	-	1	4	1	2	1	-	3	3	2	10	-	27	▼	27
Miscellaneous Civil	2023	29	17	56	28	32	23	18	35	32	33	16	4	323	9%	323
	2022	18	11	24	35	18	16	14	38	18	28	35	41	296	▲	296
Misdemeanor	2023	6	19	17	10	10	4	13	13	15	8	13	15	143	-22%	143
	2022	36	27	10	20	11	20	14	3	6	15	6	15	183	▼	183
Other	2023	-	1	-	-	-	1	-	-	-	-	1	-	3	-40%	3
	2022	-	-	1	1	-	-	-	-	-	-	3	-	5	▼	5
Other Criminally Related Matters	2023	-	11	8	5	10	7	10	-	4	12	4	2	73	35%	73
	2022	2	9	2	-	2	9	10	2	1	17	-	-	54	▲	54
Probates/Wills & Trusts - Level 2	2023	-	-	-	3	-	-	-	-	-	-	-	-	3	-40%	3
	2022	-	-	-	-	-	1	-	1	-	-	2	1	5	▼	5
Uncontested Divorce	2023	1	-	4	-	1	1	4	1	1	1	2	-	16	-50%	16
	2022	1	2	1	1	3	2	3	2	3	4	7	3	32	▼	32

This report reflects data in the case management system. Numbers will update accordingly as reports are refreshed and posted.

PLN-CCMS-10.11 CASELOAD STATISTICS OF THE CIRCUIT COURTS

Prince George

January 2022 -- December 2023 Dispositions

Alexandria and Fairfax Circuit are not Included in State Totals

Dashboard

Court: Prince George Circuit
Start/End Date: Jan-22 / Dec-23
2022 Average Month: 169
Jan-Dec 2022: 2,023
Dispositions Trending: ▲

Circuit/Court ID: 6 206149
Type of Case: Dispositions
2023 Average Month:177
Jan-Dec 2023 : 2,118
Overall AVG. Month: 173

Monthly Dispositions Summary

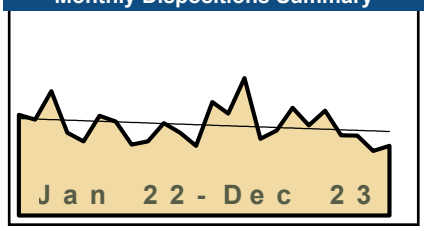

Jan --- Dec Dispositions

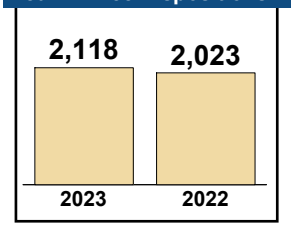

Dispositions by Division

Divisions		Jan	Feb	Mar	Apr	May	Jun	Jul	Aug	Sep	Oct	Nov	Dec	Thru Dec	% Change	Total
Total	2023	216	194	262	146	162	205	172	200	153	152	123	133	2,118	5%	2,118
	2022	192	183	237	158	141	190	179	135	141	176	158	133	2,023	▲	2,023
Civil	2023	16	7	15	18	38	11	15	24	10	17	13	14	198	-20%	198
	2022	33	40	22	18	31	13	19	19	13	14	15	9	246	▼	246
Criminal	2023	106	87	100	64	58	100	69	99	76	46	53	77	935	4%	935
	2022	74	74	130	38	56	110	69	55	61	87	76	72	902	▲	902
Concealed Handgun Permits	2023	93	93	128	55	59	84	76	69	57	70	53	38	875	25%	875
	2022	64	49	62	82	44	53	82	45	50	72	56	43	702	▲	702
Miscellaneous/ Other	2023	1	7	19	9	7	10	12	8	10	19	4	4	110	-36%	110
	2022	21	20	23	20	10	14	9	16	17	3	11	9	173	▼	173

Dispositions by Case Category

Case Categories		Jan	Feb	Mar	Apr	May	Jun	Jul	Aug	Sep	Oct	Nov	Dec	Thru Dec	% Change	Total
Contested Divorce	2023	2	-	2	4	7	1	-	3	4	1	5	2	31	-9%	31
	2022	4	7	7	-	4	2	4	-	2	3	1	-	34	▼	34
Domestic and Family - Level 1	2023	1	1	1	2	4	-	2	4	3	1	-	1	20	82%	20
	2022	1	-	-	-	6	-	1	-	2	-	1	-	11	▲	11
Domestic and Family - Level 2	2023	2	-	1	-	1	1	-	1	-	1	-	2	9	-50%	9
	2022	4	-	1	-	3	2	2	3	1	1	-	1	18	▼	18
Felonies and Related Matters	2023	61	57	55	32	32	59	40	58	37	27	30	43	531	1%	531
	2022	46	49	68	21	36	65	31	25	35	49	43	56	524	▲	524
General Civil - Level 1	2023	-	-	-	-	-	-	-	1	-	1	-	2	4	33%	4
	2022	1	1	-	-	-	-	-	-	-	-	-	1	3	▲	3
General Civil - Level 2	2023	3	3	1	-	6	2	1	6	1	5	2	2	32	-45%	32
	2022	4	12	8	4	6	5	4	5	2	3	4	1	58	▼	58
General Civil - Level 3	2023	1	1	2	4	8	5	1	5	1	-	1	2	31	-30%	31
	2022	7	5	5	5	6	1	1	4	2	1	4	3	44	▼	44
Miscellaneous Civil	2023	94	100	143	64	65	93	88	77	67	89	56	42	978	13%	978
	2022	85	65	84	102	53	65	91	60	67	73	65	52	862	▲	862
Misdemeanor	2023	41	25	43	26	25	40	26	36	34	15	22	30	363	8%	363
	2022	28	23	55	14	14	38	37	25	25	35	30	13	337	▲	337
Other	2023	-	1	-	-	1	-	-	1	-	-	-	-	3	0%	3
	2022	1	-	-	-	-	1	-	-	-	1	-	-	3	↔	3
Other Criminally Related Matters	2023	4	5	2	6	1	1	4	5	5	4	1	4	42	-7%	42
	2022	2	4	7	3	6	7	1	5	1	3	3	3	45	▼	45
Probates/Wills & Trusts - Level 1	2023	-	-	-	-	-	-	-	-	-	-	1	-	1	-67%	1
	2022	-	-	-	-	-	-	-	-	2	-	-	1	3	▼	3
Probates/Wills & Trusts - Level 2	2023	1	1	1	-	4	-	1	1	-	1	-	-	10	100%	10
	2022	-	-	-	2	1	-	-	2	-	-	-	-	5	▲	5
Protective Orders	2023	-	-	-	-	-	-	-	-	-	-	-	-	0	-100%	0
	2022	-	-	-	2	-	-	2	-	-	-	1	-	5	▼	5
Uncontested Divorce	2023	6	-	11	8	8	3	9	2	1	7	5	3	63	-11%	63
	2022	9	17	2	5	6	4	5	6	2	7	6	2	71	▼	71

This report reflects data in the case management system. Numbers will update accordingly as reports are refreshed and posted.

PLN-CCMS-10.11 CASELOAD STATISTICS OF THE CIRCUIT COURTS

Surry

January 2022 -- December 2023 Dispositions

Alexandria and Fairfax Circuit are not Included in State Totals

Dashboard

Court: Surry Circuit
Start/End Date: Jan-22 / Dec-23
2022 Average Month: 33
Jan-Dec 2022: 399
Dispositions Trending: ▼

Circuit/Court ID: 6 206181
Type of Case: Dispositions
2023 Average Month:27
Jan-Dec 2023 : 325
Overall AVG. Month: 30

Monthly Dispositions Summary

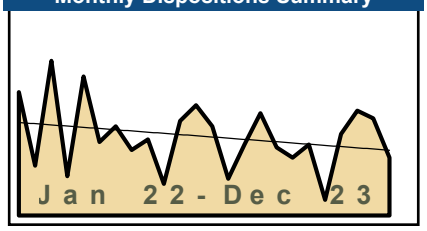

Jan --- Dec Dispositions

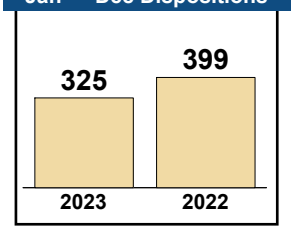

Dispositions by Division

Divisions		Jan	Feb	Mar	Apr	May	Jun	Jul	Aug	Sep	Oct	Nov	Dec	Thru Dec	% Change	Total
Total	2023	34	14	27	39	26	22	27	6	31	40	37	22	325	-19%	325
	2022	47	19	59	15	53	28	34	25	29	12	36	42	399	▼	399
Civil	2023	3	-	2	4	2	1	2	1	7	15	6	4	47	21%	47
	2022	4	2	2	1	14	2	3	1	6	2	-	2	39	▲	39
Criminal	2023	3	-	3	-	1	10	-	2	7	14	3	5	48	-61%	48
	2022	3	4	24	8	6	15	2	9	7	9	8	28	123	▼	123
Concealed Handgun Permits	2023	21	14	16	33	22	8	19	2	16	2	19	6	178	-10%	178
	2022	37	11	29	4	18	8	25	15	13	-	26	12	198	▼	198
Miscellaneous/ Other	2023	7	-	6	2	1	3	6	1	1	9	9	7	52	33%	52
	2022	3	2	4	2	15	3	4	-	3	1	2	-	39	▲	39

Dispositions by Case Category

Case Categories		Jan	Feb	Mar	Apr	May	Jun	Jul	Aug	Sep	Oct	Nov	Dec	Thru Dec	% Change	Total
Administrative Law	2023	-	-	-	-	-	-	-	-	-	-	2	-	2	2	2
	2022	-	-	-	-	-	-	-	-	-	-	-	-	0	↔	0
Contested Divorce	2023	-	-	-	1	-	-	1	1	-	5	2	-	10	67%	10
	2022	2	-	-	1	1	-	1	-	-	-	-	1	6	▲	6
Domestic and Family - Level 1	2023	-	-	-	1	1	-	-	-	3	-	-	-	5	400%	5
	2022	-	-	-	-	-	-	-	-	1	-	-	-	1	▲	1
Domestic and Family - Level 2	2023	-	-	-	-	-	-	-	-	-	1	-	-	1	-50%	1
	2022	-	-	1	-	1	-	-	-	-	-	-	-	2	▼	2
Felonies and Related Matters	2023	-	-	2	-	1	8	-	1	4	6	2	3	27	-54%	27
	2022	3	-	14	3	2	12	-	6	5	3	5	6	59	▼	59
General Civil - Level 2	2023	1	-	1	-	-	-	-	-	1	6	-	1	10	-29%	10
	2022	1	-	2	-	7	-	1	-	3	-	-	-	14	▼	14
General Civil - Level 3	2023	1	-	-	1	1	-	-	-	-	6	1	1	11	0%	11
	2022	-	1	-	-	5	1	2	1	1	-	-	-	11	↔	11
Miscellaneous Civil	2023	27	14	22	35	23	10	25	3	17	7	27	13	223	-2%	223
	2022	40	13	32	6	28	11	27	15	15	1	28	12	228	▼	228
Misdemeanor	2023	3	-	1	-	-	1	-	1	3	7	1	3	20	-64%	20
	2022	-	3	9	5	4	3	-	3	-	4	3	21	55	▼	55
Other	2023	-	-	-	-	-	1	-	-	-	-	-	-	1	1	1
	2022	-	-	-	-	-	-	-	-	-	-	-	-	0	↔	0
Other Criminally Related Matters	2023	-	-	-	-	-	1	-	-	-	1	-	-	2	-78%	2
	2022	-	1	1	-	-	-	2	-	2	2	-	1	9	▼	9
Probates/Wills & Trusts - Level 2	2023	1	-	1	-	-	-	-	-	-	-	-	-	2	2	2
	2022	-	-	-	-	-	-	-	-	-	-	-	-	0	↔	0
Protective Orders	2023	-	-	-	-	-	1	-	-	-	-	1	-	2	2	2
	2022	-	-	-	-	-	-	-	-	-	-	-	-	0	↔	0
Uncontested Divorce	2023	1	-	-	1	-	-	1	-	3	1	1	1	9	-36%	9
	2022	1	1	-	-	5	1	1	-	2	2	-	1	14	▼	14

This report reflects data in the case management system. Numbers will update accordingly as reports are refreshed and posted.

PLN-CCMS-10.11 CASELOAD STATISTICS OF THE CIRCUIT COURTS

Sussex

January 2022 -- December 2023 Dispositions

Alexandria and Fairfax Circuit are not included in State Totals

Dashboard

Court: Sussex Circuit
Start/End Date: Jan-22 / Dec-23
2022 Average Month: 55
Jan-Dec 2022: 655
Dispositions Trending: ↔

Circuit/Court ID: 6 206183
Type of Case: Dispositions
2023 Average Month:55
Jan-Dec 2023 : 661
Overall AVG. Month: 55

Monthly Dispositions Summary

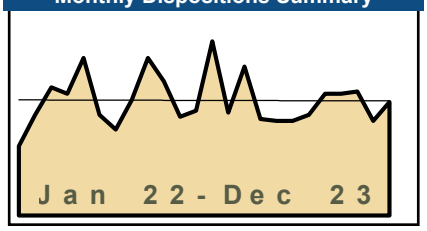

Jan --- Dec Dispositions

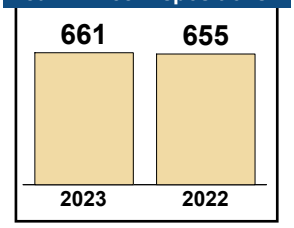

Dispositions by Division

Divisions		Jan	Feb	Mar	Apr	May	Jun	Jul	Aug	Sep	Oct	Nov	Dec	Thru Dec	% Change	Total
Total	2023	83	49	71	46	45	45	48	58	58	59	45	54	661	1%	661
	2022	33	48	61	58	75	48	41	55	75	64	47	50	655	▲	655
Civil	2023	2	6	6	8	2	5	3	2	4	-	2	5	45	-8%	45
	2022	8	8	3	4	5	2	1	1	9	5	-	3	49	▼	49
Criminal	2023	53	16	38	18	16	19	41	27	36	42	17	26	349	-1%	349
	2022	20	32	33	21	46	24	15	30	53	36	25	17	352	▼	352
Concealed Handgun Permits	2023	24	17	23	17	20	17	4	21	15	14	23	20	215	4%	215
	2022	3	6	22	32	21	18	16	22	10	14	20	22	206	▲	206
Miscellaneous/ Other	2023	4	10	4	3	7	4	-	8	3	3	3	3	52	8%	52
	2022	2	2	3	1	3	4	9	2	3	9	2	8	48	▲	48

Dispositions by Case Category

Case Categories		Jan	Feb	Mar	Apr	May	Jun	Jul	Aug	Sep	Oct	Nov	Dec	Thru Dec	% Change	Total
Administrative Law	2023	-	-	-	-	-	-	-	-	-	-	-	-	0	-100%	0
	2022	-	-	-	-	1	-	-	-	-	-	-	-	1	▼	1
Aggravated Murder	2023	-	-	-	-	-	-	-	-	-	-	-	-	0	-100%	0
	2022	-	-	-	-	-	-	-	-	1	1	-	-	2	▼	2
Contested Divorce	2023	-	-	1	1	-	-	2	-	-	-	-	1	5	-38%	5
	2022	1	1	-	-	2	1	-	-	2	1	-	-	8	▼	8
Domestic and Family - Level 1	2023	1	-	-	1	-	-	-	-	-	-	-	3	5	-29%	5
	2022	1	3	1	2	-	-	-	-	-	-	-	-	7	▼	7
Domestic and Family - Level 2	2023	-	-	-	-	-	1	-	-	-	-	-	-	1	0%	1
	2022	-	-	-	-	1	-	-	-	-	-	-	-	1	↔	1
Felonies and Related Matters	2023	38	7	23	15	11	10	34	10	24	31	7	21	231	8%	231
	2022	6	21	13	17	30	15	8	18	34	22	16	13	213	▲	213
General Civil - Level 1	2023	-	-	-	-	-	-	-	-	-	-	-	-	0	-100%	0
	2022	-	-	-	-	-	-	-	-	-	1	-	-	1	▼	1
General Civil - Level 2	2023	-	4	1	3	1	3	1	3	2	-	1	-	19	46%	19
	2022	1	1	1	-	-	-	2	-	4	2	-	2	13	▲	13
General Civil - Level 3	2023	-	2	5	4	2	1	-	1	2	-	2	-	19	0%	19
	2022	5	2	-	2	2	1	-	1	2	1	-	3	19	↔	19
Miscellaneous Civil	2023	28	25	25	19	26	20	4	26	18	16	24	23	254	5%	254
	2022	4	8	25	33	23	21	24	24	12	21	22	26	243	▲	243
Misdemeanor	2023	12	8	11	1	2	6	5	15	8	9	6	6	89	-15%	89
	2022	9	10	19	3	14	7	5	8	16	9	5	-	105	▼	105
Other	2023	-	-	-	-	-	-	-	-	-	-	-	-	0	-100%	0
	2022	-	-	-	-	-	-	-	-	1	-	-	-	1	▼	1
Other Criminally Related Matters	2023	3	1	4	2	3	3	2	2	4	2	4	-	30	-6%	30
	2022	5	1	1	1	2	2	2	4	2	4	4	4	32	▼	32
Probates/Wills & Trusts - Level 2	2023	-	-	-	-	-	-	-	-	-	-	-	-	0	-100%	0
	2022	-	-	-	-	-	-	-	-	-	-	-	1	1	▼	1
Uncontested Divorce	2023	1	2	1	-	-	1	-	1	-	1	1	-	8	0%	8
	2022	1	1	1	-	-	1	-	-	1	2	-	1	8	↔	8

This report reflects data in the case management system. Numbers will update accordingly as reports are refreshed and posted.

PLN-CCMS-10.11 CASELOAD STATISTICS OF THE CIRCUIT COURTS

Hopewell

January 2022 -- December 2023 Dispositions

Alexandria and Fairfax Circuit are not Included in State Totals

Dashboard

Court: Hopewell Circuit
Start/End Date: Jan-22 / Dec-23
2022 Average Month: 113
Jan-Dec 2022: 1,355
Dispositions Trending: ▲

Circuit/Court ID: 6 206670
Type of Case: Dispositions
2023 Average Month:118
Jan-Dec 2023 : 1,417
Overall AVG. Month: 116

Monthly Dispositions Summary

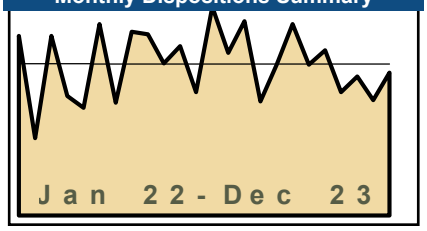

Jan --- Dec Dispositions

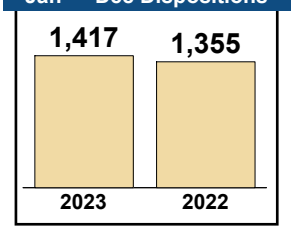

Dispositions by Division

Divisions		Jan	Feb	Mar	Apr	May	Jun	Jul	Aug	Sep	Oct	Nov	Dec	Thru Dec	% Change	Total
Total	2023	159	124	148	87	115	146	115	126	94	106	88	109	1,417	5%	1,417
	2022	137	59	137	91	82	146	86	140	138	116	129	94	1,355	▲	1,355
Civil	2023	26	9	9	12	11	5	13	17	16	25	10	14	167	-11%	167
	2022	16	9	19	5	5	21	13	31	21	6	16	26	188	▼	188
Criminal	2023	100	62	58	43	48	108	74	69	48	64	42	71	787	-4%	787
	2022	96	33	78	51	47	97	47	77	96	77	77	47	823	▼	823
Concealed Handgun Permits	2023	23	47	51	18	53	22	19	24	22	13	29	17	338	36%	338
	2022	14	12	25	26	27	20	19	21	19	28	24	14	249	▲	249
Miscellaneous/ Other	2023	10	6	30	14	3	11	9	16	8	4	7	7	125	32%	125
	2022	11	5	15	9	3	8	7	11	2	5	12	7	95	▲	95

Dispositions by Case Category

Case Categories		Jan	Feb	Mar	Apr	May	Jun	Jul	Aug	Sep	Oct	Nov	Dec	Thru Dec	% Change	Total
Administrative Law	2023	-	-	-	-	-	-	-	-	-	-	-	-	0	-100%	0
	2022	-	-	-	-	-	-	-	-	-	-	-	1	1	▼	1
Aggravated Murder	2023	-	-	-	-	-	-	-	-	-	-	-	-	0	-100%	0
	2022	-	-	-	-	-	-	-	1	-	-	-	-	1	▼	1
Contested Divorce	2023	-	3	2	1	2	1	1	1	3	2	2	-	18	13%	18
	2022	-	-	5	1	1	3	2	1	1	1	1	-	16	▲	16
Domestic and Family - Level 1	2023	16	-	1	-	-	1	1	6	2	11	-	3	41	-15%	41
	2022	1	2	2	-	-	3	-	10	9	-	7	14	48	▼	48
Domestic and Family - Level 2	2023	2	1	1	2	2	1	-	1	-	2	1	-	13	-13%	13
	2022	1	1	3	-	-	-	2	4	1	-	-	3	15	▼	15
Felonies and Related Matters	2023	76	44	43	32	35	61	49	46	29	29	26	48	518	-1%	518
	2022	57	21	64	21	30	53	25	52	72	47	53	28	523	▼	523
General Civil - Level 1	2023	-	-	-	-	-	-	-	-	1	-	-	1	2	0%	2
	2022	-	-	-	-	-	1	-	1	-	-	-	-	2	↔	2
General Civil - Level 2	2023	-	1	-	4	-	1	2	3	3	1	1	2	18	-31%	18
	2022	7	1	2	1	2	1	2	3	2	1	2	2	26	▼	26
General Civil - Level 3	2023	4	2	1	3	3	-	4	-	3	4	3	-	27	4%	27
	2022	2	3	1	1	-	1	3	8	-	1	2	4	26	▲	26
Miscellaneous Civil	2023	31	53	78	29	56	32	28	40	29	16	35	24	451	34%	451
	2022	24	17	40	35	30	28	26	29	21	33	35	19	337	▲	337
Misdemeanor	2023	23	18	14	7	10	46	21	23	16	31	13	20	242	-12%	242
	2022	37	11	13	28	17	45	15	23	22	30	20	15	276	▼	276
Other	2023	2	-	1	-	-	-	-	-	-	1	-	-	4	100%	4
	2022	-	-	-	-	-	-	-	1	-	-	1	-	2	▲	2
Other Criminally Related Matters	2023	1	-	1	4	3	1	4	-	3	4	3	3	27	4%	27
	2022	2	1	1	2	-	2	7	1	2	-	4	4	26	▲	26
Probates/Wills & Trusts - Level 1	2023	-	-	-	-	-	-	-	-	-	-	-	-	0	-100%	0
	2022	-	-	-	-	-	-	-	-	-	1	-	-	1	▼	1
Probates/Wills & Trusts - Level 2	2023	-	-	1	1	-	-	1	1	-	-	-	-	4	-43%	4
	2022	1	1	3	-	-	1	-	-	1	-	-	-	7	▼	7
Protective Orders	2023	-	1	-	1	-	1	2	1	-	1	1	1	9	13%	9
	2022	-	-	1	1	-	1	2	-	1	-	2	-	8	▲	8
Uncontested Divorce	2023	4	1	5	3	4	1	2	4	5	4	3	7	43	8%	43
	2022	5	1	2	1	2	7	2	6	6	2	2	4	40	▲	40

This report reflects data in the case management system. Numbers will update accordingly as reports are refreshed and posted.

PLN-CCMS-10.11 CASELOAD STATISTICS OF THE CIRCUIT COURTS

Newport News

January 2022 -- December 2023 Dispositions

Alexandria and Fairfax Circuit are not Included in State Totals

Dashboard

Court: Newport News Circuit
Start/End Date: Jan-22 / Dec-23
2022 Average Month: 652
Jan-Dec 2022: 7,827
Dispositions Trending: ▲

Circuit/Court ID: 7 207700
Type of Case: Dispositions
2023 Average Month:797
Jan-Dec 2023 : 9,568
Overall AVG. Month: 725

Monthly Dispositions Summary



Jan --- Dec Dispositions

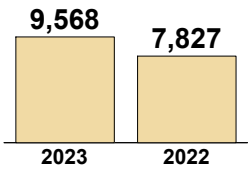

Dispositions by Division

Divisions		Jan	Feb	Mar	Apr	May	Jun	Jul	Aug	Sep	Oct	Nov	Dec	Thru Dec	% Change	Total
Total	2023	718	722	926	765	822	1,009	788	822	697	850	705	744	9,568	22%	9,568
	2022	570	586	640	550	622	737	620	894	828	655	529	596	7,827	▲	7,827
Civil	2023	88	136	128	103	135	168	153	168	79	110	120	83	1,471	116%	1,471
	2022	31	44	43	41	39	33	39	65	82	88	78	99	682	▲	682
Criminal	2023	302	325	369	327	304	455	274	362	348	386	265	340	4,057	0%	4,057
	2022	320	298	294	263	319	420	353	528	395	340	258	271	4,059	▼	4,059
Concealed Handgun Permits	2023	210	171	269	226	233	239	219	109	121	172	196	149	2,314	8%	2,314
	2022	156	178	235	193	200	232	165	163	239	127	100	163	2,151	▲	2,151
Miscellaneous/ Other	2023	118	90	160	109	150	147	142	183	149	182	124	172	1,726	85%	1,726
	2022	63	66	68	53	64	52	63	138	112	100	93	63	935	▲	935

Dispositions by Case Category

Case Categories		Jan	Feb	Mar	Apr	May	Jun	Jul	Aug	Sep	Oct	Nov	Dec	Thru Dec	% Change	Total
Administrative Law	2023	-	-	-	-	1	3	-	-	-	1	-	-	5	400%	5
	2022	-	-	-	-	-	-	-	1	-	-	-	-	1	▲	1
Aggravated Murder	2023	-	-	-	-	-	1	-	-	-	-	-	-	1	-50%	1
	2022	-	-	-	-	-	-	-	-	1	-	1	-	2	▼	2
Contested Divorce	2023	6	15	18	15	17	14	15	24	12	14	22	14	186	151%	186
	2022	5	7	5	2	3	2	4	3	14	8	6	15	74	▲	74
Domestic and Family - Level 1	2023	6	11	26	5	12	22	11	16	5	18	22	7	161	63%	161
	2022	6	15	6	9	8	7	8	13	6	11	5	5	99	▲	99
Domestic and Family - Level 2	2023	4	8	2	2	5	8	6	8	3	4	4	7	61	53%	61
	2022	-	-	7	4	3	3	2	4	5	3	3	6	40	▲	40
Felonies and Related Matters	2023	158	167	218	187	145	248	141	189	147	207	125	166	2,098	-7%	2,098
	2022	159	181	163	166	149	231	209	289	208	186	150	163	2,254	▼	2,254
General Civil - Level 1	2023	13	25	9	14	15	11	48	23	-	6	5	6	175	415%	175
	2022	-	-	3	6	-	1	2	4	-	10	3	5	34	▲	34
General Civil - Level 2	2023	15	23	24	13	23	63	14	19	19	14	22	19	268	75%	268
	2022	9	10	7	13	5	8	6	9	15	19	24	28	153	▲	153
General Civil - Level 3	2023	17	10	13	15	15	17	15	12	5	11	10	7	147	77%	147
	2022	3	5	6	5	6	2	3	11	10	9	15	8	83	▲	83
Miscellaneous Civil	2023	262	225	332	295	310	303	301	221	203	284	297	297	3,330	33%	3,330
	2022	178	205	258	208	214	247	178	186	276	185	164	207	2,506	▲	2,506
Misdemeanor	2023	77	88	101	72	74	96	56	84	83	102	63	80	976	11%	976
	2022	59	63	66	50	69	78	87	115	98	76	65	53	879	▲	879
Other	2023	61	34	92	35	70	61	59	68	63	69	22	23	657	17%	657
	2022	41	39	43	36	49	35	47	114	75	37	25	19	560	▲	560
Other Criminally Related Matters	2023	79	86	52	77	87	110	80	90	124	80	83	94	1,042	7%	1,042
	2022	102	56	70	47	108	117	66	138	88	79	44	57	972	▲	972
Probates/Wills & Trusts - Level 1	2023	-	1	-	-	-	-	-	-	-	-	-	-	1	0%	1
	2022	-	-	-	-	-	-	-	-	-	-	1	-	1	↔	1
Probates/Wills & Trusts - Level 2	2023	-	1	3	4	4	8	6	3	2	-	1	-	32	167%	32
	2022	1	-	-	1	1	-	1	-	2	1	1	4	12	▲	12
Uncontested Divorce	2023	20	28	36	31	44	44	36	65	31	40	29	24	428	173%	428
	2022	7	5	6	3	7	6	7	7	30	31	22	26	157	▲	157

This report reflects data in the case management system. Numbers will update accordingly as reports are refreshed and posted.

PLN-CCMS-10.11 CASELOAD STATISTICS OF THE CIRCUIT COURTS

Hampton

January 2022 -- December 2023 Dispositions

Alexandria and Fairfax Circuit are not included in State Totals

Dashboard

Court: Hampton Circuit
Start/End Date: Jan-22 / Dec-23
2022 Average Month: 554
Jan-Dec 2022: 6,649
Dispositions Trending: ▲

Circuit/Court ID: 8 208650
Type of Case: Dispositions
2023 Average Month:638
Jan-Dec 2023 : 7,659
Overall AVG. Month: 596

Monthly Dispositions Summary

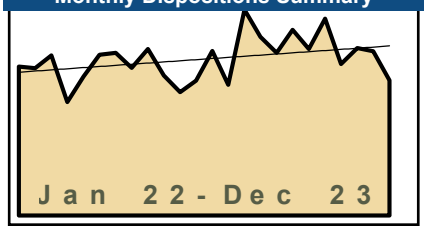

Jan --- Dec Dispositions

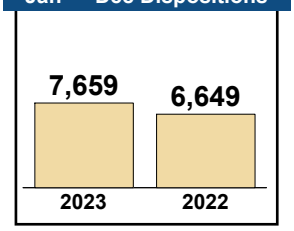

Dispositions by Division

Divisions		Jan	Feb	Mar	Apr	May	Jun	Jul	Aug	Sep	Oct	Nov	Dec	Thru Dec	% Change	Total
Total	2023	627	498	784	681	620	708	635	750	577	638	626	515	7,659	15%	7,659
	2022	567	561	610	432	530	613	620	563	635	534	470	514	6,649	▲	6,649
Civil	2023	80	64	67	102	75	100	116	81	88	82	90	54	999	8%	999
	2022	89	68	82	69	94	82	99	93	59	78	55	56	924	▲	924
Criminal	2023	295	224	406	257	274	376	319	382	293	344	266	325	3,761	24%	3,761
	2022	238	304	241	199	215	246	258	243	314	259	250	275	3,042	▲	3,042
Concealed Handgun Permits	2023	216	154	244	269	210	152	119	212	139	153	224	84	2,176	3%	2,176
	2022	189	137	216	126	181	229	199	156	214	182	135	151	2,115	▲	2,115
Miscellaneous/ Other	2023	36	56	67	53	61	80	81	75	57	59	46	52	723	27%	723
	2022	51	52	71	38	40	56	64	71	48	15	30	32	568	▲	568

Dispositions by Case Category

Case Categories		Jan	Feb	Mar	Apr	May	Jun	Jul	Aug	Sep	Oct	Nov	Dec	Thru Dec	% Change	Total
Administrative Law	2023	-	-	-	1	-	2	-	-	-	-	-	-	3	50%	3
	2022	-	-	1	-	-	-	-	1	-	-	-	-	2	▲	2
Aggravated Murder	2023	-	-	-	-	-	-	-	-	-	1	-	-	1	1	1
	2022	-	-	-	-	-	-	-	-	-	-	-	-	0	↔	0
Contested Divorce	2023	11	8	5	13	12	13	19	3	7	11	13	3	118	1%	118
	2022	7	10	13	7	10	10	17	15	7	7	10	4	117	▲	117
Domestic and Family - Level 1	2023	19	5	5	12	14	10	9	11	11	8	12	10	126	6%	126
	2022	10	7	18	8	15	17	9	9	1	15	3	7	119	▲	119
Domestic and Family - Level 2	2023	2	1	3	5	-	-	5	4	4	-	1	2	27	17%	27
	2022	2	1	1	2	2	4	3	4	3	-	1	-	23	▲	23
Felonies and Related Matters	2023	170	123	215	151	130	144	148	187	153	129	103	139	1,792	20%	1,792
	2022	107	192	96	70	110	114	124	140	159	129	119	136	1,496	▲	1,496
General Civil	2023	-	-	-	-	1	-	-	-	-	-	-	-	1	1	1
	2022	-	-	-	-	-	-	-	-	-	-	-	-	0	↔	0
General Civil - Level 1	2023	-	-	-	1	-	1	-	-	1	1	2	1	7	17%	7
	2022	-	-	1	-	2	1	2	-	-	-	-	-	6	▲	6
General Civil - Level 2	2023	19	14	13	17	19	13	17	12	10	6	20	10	170	-25%	170
	2022	30	16	19	17	19	15	30	18	19	19	13	11	226	▼	226
General Civil - Level 3	2023	10	10	15	19	10	30	6	9	21	18	15	4	167	24%	167
	2022	14	15	6	10	21	11	9	11	8	13	5	12	135	▲	135
Miscellaneous Civil	2023	248	180	267	298	243	200	169	256	179	190	253	117	2,600	-1%	2,600
	2022	235	181	281	161	217	278	260	222	260	196	163	180	2,634	▼	2,634
Misdemeanor	2023	77	65	121	74	73	104	71	97	76	83	79	109	1,029	25%	1,029
	2022	69	79	68	77	60	62	49	69	69	65	82	75	824	▲	824
Other	2023	3	29	39	23	25	31	30	31	18	25	19	20	293	2,154%	293
	2022	1	-	-	2	1	3	1	1	1	2	1	-	13	▲	13
Other Criminally Related Matters	2023	54	43	88	41	72	140	101	128	78	139	86	78	1,048	39%	1,048
	2022	67	33	78	52	45	74	90	37	90	67	52	68	753	▲	753
Probates/Wills & Trusts - Level 1	2023	-	-	-	1	-	-	1	-	-	-	-	-	2	-33%	2
	2022	1	1	-	-	-	-	-	1	-	-	-	-	3	▼	3
Probates/Wills & Trusts - Level 2	2023	4	3	1	3	1	3	3	2	2	3	1	4	30	-25%	30
	2022	3	3	6	3	6	2	2	8	3	-	2	2	40	▼	40
Uncontested Divorce	2023	10	17	12	22	20	17	56	10	17	24	22	18	245	-5%	245
	2022	21	23	22	23	22	22	24	27	15	21	19	19	258	▼	258

This report reflects data in the case management system. Numbers will update accordingly as reports are refreshed and posted.

PLN-CCMS-10.11 CASELOAD STATISTICS OF THE CIRCUIT COURTS

Charles City

January 2022 -- December 2023 Dispositions

Alexandria and Fairfax Circuit are not Included in State Totals

Dashboard

Court: Charles City Circuit
Start/End Date: Jan-22 / Dec-23
2022 Average Month: 27
Jan-Dec 2022: 322
Dispositions Trending: ▲

Circuit/Court ID: 9 209036
Type of Case: Dispositions
2023 Average Month:34
Jan-Dec 2023 : 406
Overall AVG. Month: 30

Monthly Dispositions Summary

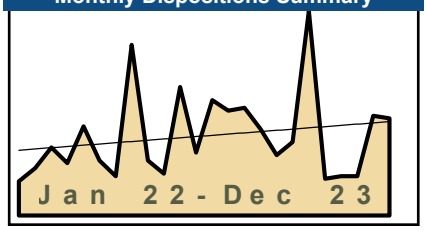

Jan --- Dec Dispositions

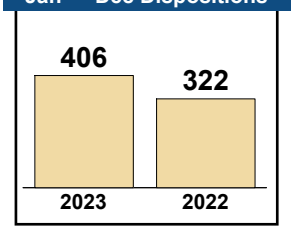

Dispositions by Division

Divisions		Jan	Feb	Mar	Apr	May	Jun	Jul	Aug	Sep	Oct	Nov	Dec	Thru Dec	% Change	Total
Total	2023	44	40	41	33	23	28	78	14	15	15	38	37	406	26%	406
	2022	13	18	26	20	34	21	15	65	21	16	49	24	322	▲	322
Civil	2023	3	4	-	1	-	8	26	2	5	2	7	2	60	58%	60
	2022	1	2	3	-	1	3	3	18	1	-	4	2	38	▲	38
Criminal	2023	11	4	8	6	8	3	6	1	2	3	16	7	75	12%	75
	2022	2	-	9	5	6	6	-	4	10	-	16	9	67	▲	67
Concealed Handgun Permits	2023	17	28	24	25	11	12	12	9	5	8	13	13	177	36%	177
	2022	8	11	12	12	18	7	9	14	7	9	16	7	130	▲	130
Miscellaneous/ Other	2023	13	4	9	1	4	5	34	2	3	2	2	15	94	8%	94
	2022	2	5	2	3	9	5	3	29	3	7	13	6	87	▲	87

Dispositions by Case Category

Case Categories		Jan	Feb	Mar	Apr	May	Jun	Jul	Aug	Sep	Oct	Nov	Dec	Thru Dec	% Change	Total
Administrative Law	2023	-	-	-	-	-	-	-	-	-	-	-	-	0	-100%	0
	2022	-	-	-	-	-	-	-	1	-	-	-	-	1	▼	1
Contested Divorce	2023	-	1	-	-	-	1	3	-	-	-	1	-	6	100%	6
	2022	1	-	-	-	-	1	-	-	-	-	-	1	3	▲	3
Domestic and Family - Level 1	2023	-	-	-	-	-	-	6	-	1	1	-	-	8	100%	8
	2022	-	2	2	-	-	-	-	-	-	-	-	-	4	▲	4
Domestic and Family - Level 2	2023	-	1	-	-	-	-	-	1	-	-	-	1	3	3	3
	2022	-	-	-	-	-	-	-	-	-	-	-	-	0	↔	0
Felonies and Related Matters	2023	8	3	6	4	7	2	4	1	2	1	12	5	55	112%	55
	2022	1	-	3	3	1	3	-	3	4	-	7	1	26	▲	26
General Civil - Level 1	2023	-	-	-	-	-	-	-	-	-	-	1	-	1	0%	1
	2022	-	-	-	-	-	-	-	1	-	-	-	-	1	↔	1
General Civil - Level 2	2023	2	-	1	-	-	5	6	-	2	1	1	2	20	-35%	20
	2022	-	2	2	-	2	-	3	14	-	3	3	2	31	▼	31
General Civil - Level 3	2023	2	-	-	1	-	1	1	-	-	-	1	-	6	-68%	6
	2022	-	2	-	1	1	-	1	9	1	2	2	-	19	▼	19
Miscellaneous Civil	2023	27	32	32	26	15	13	48	11	8	10	15	24	261	46%	261
	2022	10	12	12	14	25	12	10	25	9	11	27	12	179	▲	179
Misdemeanor	2023	1	1	1	2	1	1	1	-	1	2	-	2	13	-59%	13
	2022	1	-	6	2	-	3	-	-	6	-	9	5	32	▼	32
Other	2023	-	1	-	-	-	-	1	-	1	-	-	3	6	20%	6
	2022	-	-	-	-	-	-	-	5	-	-	-	-	5	▲	5
Other Criminally Related Matters	2023	2	-	1	-	-	-	1	-	-	-	4	-	8	-11%	8
	2022	-	-	-	-	5	-	-	1	-	-	-	3	9	▼	9
Probates/Wills & Trusts - Level 2	2023	-	-	-	-	-	1	-	-	-	-	-	-	1	-50%	1
	2022	-	-	-	-	-	-	1	-	-	-	1	-	2	▼	2
Uncontested Divorce	2023	2	1	-	-	-	4	7	1	-	-	3	-	18	80%	18
	2022	-	-	1	-	-	2	-	6	1	-	-	-	10	▲	10

This report reflects data in the case management system. Numbers will update accordingly as reports are refreshed and posted.

PLN-CCMS-10.11 CASELOAD STATISTICS OF THE CIRCUIT COURTS

Gloucester

January 2022 -- December 2023 Dispositions

Alexandria and Fairfax Circuit are not Included in State Totals

Dashboard

Court: Gloucester Circuit
Start/End Date: Jan-22 / Dec-23
2022 Average Month: 223
Jan-Dec 2022: 2,677
Dispositions Trending: ▲

Circuit/Court ID: 9 209073
Type of Case: Dispositions
2023 Average Month:240
Jan-Dec 2023 : 2,879
Overall AVG. Month: 232

Monthly Dispositions Summary

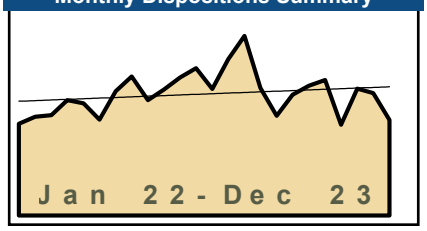

Jan --- Dec Dispositions

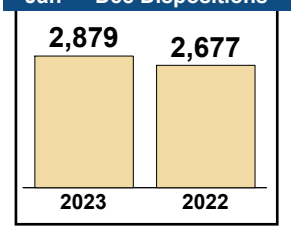

Dispositions by Division

Divisions		Jan	Feb	Mar	Apr	May	Jun	Jul	Aug	Sep	Oct	Nov	Dec	Thru Dec	% Change	Total
Total	2023	241	298	342	243	190	230	247	258	173	242	233	182	2,879	8%	2,879
	2022	175	188	191	220	214	183	237	265	220	240	263	281	2,677	▲	2,677
Civil	2023	11	24	49	11	12	17	31	40	18	25	32	29	299	-17%	299
	2022	30	20	14	30	47	11	35	43	11	8	57	54	360	▼	360
Criminal	2023	66	97	99	70	57	101	74	88	68	70	104	60	954	8%	954
	2022	42	82	71	70	53	62	98	78	78	132	50	64	880	▲	880
Concealed Handgun Permits	2023	110	98	115	121	93	67	87	77	44	85	45	68	1,010	16%	1,010
	2022	71	56	64	74	78	65	66	77	72	58	97	95	873	▲	873
Miscellaneous/ Other	2023	54	79	79	41	28	45	55	53	43	62	52	25	616	9%	616
	2022	32	30	42	46	36	45	38	67	59	42	59	68	564	▲	564

Dispositions by Case Category

Case Categories		Jan	Feb	Mar	Apr	May	Jun	Jul	Aug	Sep	Oct	Nov	Dec	Thru Dec	% Change	Total
Administrative Law	2023	-	-	-	-	-	-	-	-	-	-	-	-	0	-100%	0
	2022	-	-	-	-	1	-	-	-	-	-	1	1	3	▼	3
Contested Divorce	2023	2	-	8	-	1	-	4	8	-	-	5	4	32	-32%	32
	2022	2	6	-	4	2	1	5	6	1	1	10	9	47	▼	47
Domestic and Family - Level 1	2023	-	2	7	3	-	3	3	6	1	8	4	2	39	-13%	39
	2022	-	5	3	-	11	-	10	6	-	-	8	2	45	▼	45
Domestic and Family - Level 2	2023	-	2	3	-	-	1	7	3	1	-	-	4	21	0%	21
	2022	3	1	-	4	2	-	2	2	-	-	5	2	21	↔	21
Felonies and Related Matters	2023	42	86	83	55	39	70	55	52	46	44	72	39	683	31%	683
	2022	23	53	42	44	32	44	61	40	53	52	38	39	521	▲	521
General Civil - Level 1	2023	-	-	-	-	-	1	-	-	-	-	-	-	1	0%	1
	2022	-	-	-	-	-	-	-	-	-	-	-	1	1	↔	1
General Civil - Level 2	2023	3	6	5	4	1	8	2	2	1	6	6	4	48	-25%	48
	2022	7	3	7	8	5	1	4	5	3	4	6	11	64	▼	64
General Civil - Level 3	2023	4	11	6	3	3	2	1	9	8	4	3	2	56	19%	56
	2022	4	1	1	4	9	5	3	7	3	1	3	6	47	▲	47
Miscellaneous Civil	2023	124	134	158	131	102	85	103	96	64	110	70	77	1,254	12%	1,254
	2022	85	67	82	100	93	86	86	97	99	78	122	127	1,122	▲	1,122
Misdemeanor	2023	23	10	10	10	18	25	16	36	19	18	28	15	228	-26%	228
	2022	18	24	30	17	12	17	27	34	24	75	8	24	310	▼	310
Other	2023	39	43	33	32	18	26	39	36	22	36	27	19	370	17%	370
	2022	17	18	22	22	19	23	18	52	31	22	37	36	317	▲	317
Other Criminally Related Matters	2023	1	2	6	5	-	6	3	1	3	8	4	6	45	-20%	45
	2022	3	5	1	9	9	3	10	4	1	5	5	1	56	▼	56
Probates/Wills & Trusts - Level 1	2023	-	-	-	-	-	-	-	-	-	-	-	-	0	-100%	0
	2022	-	-	-	1	-	-	1	-	-	-	1	-	3	▼	3
Probates/Wills & Trusts - Level 2	2023	-	1	-	-	-	-	1	-	-	3	1	1	7	-53%	7
	2022	4	-	-	2	3	-	2	1	1	2	-	-	15	▼	15
Protective Orders	2023	-	-	-	-	-	-	-	-	-	-	-	-	0	-100%	0
	2022	-	1	-	1	-	-	-	-	-	-	-	-	2	▼	2
Uncontested Divorce	2023	3	1	23	-	8	3	13	9	8	5	13	9	95	-8%	95
	2022	9	4	3	4	16	3	8	11	4	-	19	22	103	▼	103

This report reflects data in the case management system. Numbers will update accordingly as reports are refreshed and posted.

PLN-CCMS-10.11 CASELOAD STATISTICS OF THE CIRCUIT COURTS

King & Queen

January 2022 -- December 2023 Dispositions

Alexandria and Fairfax Circuit are not Included in State Totals

Dashboard

Court: King & Queen Circuit
Start/End Date: Jan-22 / Dec-23
2022 Average Month: 35
Jan-Dec 2022: 416
Dispositions Trending: ▼

Circuit/Court ID: 9 209097
Type of Case: Dispositions
2023 Average Month:33
Jan-Dec 2023 : 390
Overall AVG. Month: 34

Monthly Dispositions Summary

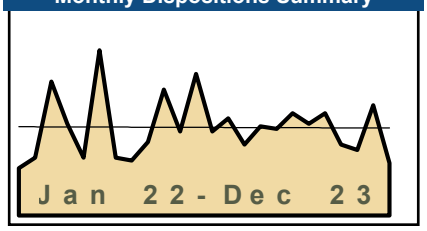

Jan --- Dec Dispositions

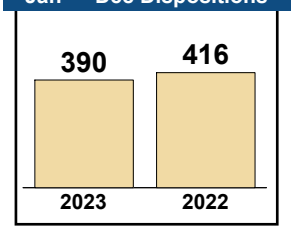

Dispositions by Division

Divisions		Jan	Feb	Mar	Apr	May	Jun	Jul	Aug	Sep	Oct	Nov	Dec	Thru Dec	% Change	Total
Total	2023	32	37	27	34	33	39	35	39	27	25	42	20	390	-6%	390
	2022	18	22	51	35	22	63	22	21	28	48	32	54	416	▼	416
Civil	2023	3	1	6	-	1	4	4	5	6	3	2	2	37	-14%	37
	2022	1	1	3	3	2	6	3	1	5	10	4	4	43	▼	43
Criminal	2023	10	13	1	14	9	11	21	14	7	11	14	2	127	-37%	127
	2022	7	13	23	12	4	46	13	6	14	22	11	31	202	▼	202
Concealed Handgun Permits	2023	16	20	17	18	18	17	8	15	10	9	23	15	186	22%	186
	2022	7	6	24	18	14	8	5	13	8	16	17	16	152	▲	152
Miscellaneous/ Other	2023	3	3	3	2	5	7	2	5	4	2	3	1	40	111%	40
	2022	3	2	1	2	2	3	1	1	1	-	-	3	19	▲	19

Dispositions by Case Category

Case Categories		Jan	Feb	Mar	Apr	May	Jun	Jul	Aug	Sep	Oct	Nov	Dec	Thru Dec	% Change	Total
Contested Divorce	2023	-	-	-	-	-	-	1	-	-	1	1	-	3	3	3
	2022	-	-	-	-	-	-	-	-	-	-	-	-	0	↔	0
Domestic and Family - Level 1	2023	-	-	7	-	-	-	-	2	-	-	-	-	9	350%	9
	2022	-	-	1	-	-	1	-	-	-	-	-	-	2	▲	2
Domestic and Family - Level 2	2023	-	1	-	-	-	1	-	-	5	-	-	-	7	40%	7
	2022	-	-	1	-	-	-	1	1	-	-	2	-	5	▲	5
Felonies and Related Matters	2023	6	8	1	7	6	8	14	5	7	7	12	1	82	-21%	82
	2022	6	11	14	7	1	12	7	5	4	13	8	16	104	▼	104
General Civil - Level 1	2023	-	-	-	-	-	-	-	-	-	-	-	-	0	-100%	0
	2022	-	-	-	-	-	-	1	-	-	-	-	-	1	▼	1
General Civil - Level 2	2023	3	-	-	-	-	2	-	1	-	1	1	-	8	-20%	8
	2022	1	-	-	2	-	1	1	-	1	2	-	2	10	▼	10
General Civil - Level 3	2023	-	-	-	-	-	-	-	2	-	1	-	1	4	-64%	4
	2022	-	-	-	-	1	2	-	-	-	7	-	1	11	▼	11
Miscellaneous Civil	2023	19	23	19	20	23	24	9	19	14	11	24	16	221	32%	221
	2022	10	8	25	20	16	11	5	14	9	16	17	17	168	▲	168
Misdemeanor	2023	1	3	-	1	3	2	5	7	1	3	2	1	29	-33%	29
	2022	1	1	3	2	2	14	3	-	5	3	2	7	43	▼	43
Other	2023	-	-	-	-	-	-	-	-	-	-	1	-	1	0%	1
	2022	-	-	-	-	-	-	-	-	-	-	-	1	1	↔	1
Other Criminally Related Matters	2023	3	2	-	6	-	1	2	2	-	1	-	1	18	-68%	18
	2022	-	1	6	3	1	20	3	1	7	6	1	8	57	▼	57
Probates/Wills & Trusts - Level 1	2023	-	-	-	-	-	-	-	-	-	-	-	-	0	-100%	0
	2022	-	-	-	-	-	1	-	-	-	-	-	-	1	▼	1
Probates/Wills & Trusts - Level 2	2023	-	-	-	-	-	-	-	-	-	-	-	-	0	-100%	0
	2022	-	1	-	-	-	1	-	-	-	-	-	-	2	▼	2
Protective Orders	2023	-	-	-	-	-	-	-	-	-	-	-	-	0	-100%	0
	2022	-	-	-	-	-	-	-	-	-	-	1	1	2	▼	2
Uncontested Divorce	2023	-	-	-	-	1	1	4	1	-	-	1	-	8	-11%	8
	2022	-	-	1	1	1	-	1	-	2	1	1	1	9	▼	9

This report reflects data in the case management system. Numbers will update accordingly as reports are refreshed and posted.

PLN-CCMS-10.11 CASELOAD STATISTICS OF THE CIRCUIT COURTS

King William

January 2022 -- December 2023 Dispositions

Alexandria and Fairfax Circuit are not Included in State Totals

Dashboard

Court: King William Circuit
Start/End Date: Jan-22 / Dec-23
2022 Average Month: 95
Jan-Dec 2022: 1,144
Dispositions Trending: ↔

Circuit/Court ID: 9 209101
Type of Case: Dispositions
2023 Average Month:95
Jan-Dec 2023 : 1,134
Overall AVG. Month: 95

Monthly Dispositions Summary

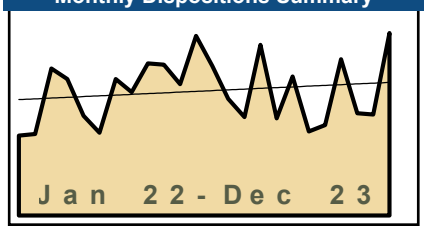

Jan --- Dec Dispositions

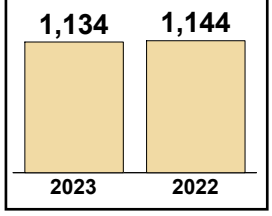

Dispositions by Division

Divisions		Jan	Feb	Mar	Apr	May	Jun	Jul	Aug	Sep	Oct	Nov	Dec	Thru Dec	% Change	Total
Total	2023	114	89	75	130	74	106	64	69	119	78	77	139	1,134	-1%	1,134
	2022	61	62	112	104	76	63	104	94	116	115	100	137	1,144	▼	1,144
Civil	2023	6	8	6	3	9	5	9	5	14	7	6	12	90	-9%	90
	2022	3	3	6	7	3	4	18	3	7	20	6	19	99	▼	99
Criminal	2023	22	19	17	43	20	24	14	10	42	11	21	12	255	-10%	255
	2022	8	15	62	28	17	19	17	32	29	12	18	26	283	▼	283
Concealed Handgun Permits	2023	58	45	38	60	27	59	23	25	40	38	37	45	495	7%	495
	2022	29	24	26	49	31	21	51	40	53	49	45	44	462	▲	462
Miscellaneous/ Other	2023	28	17	14	24	18	18	18	29	23	22	13	70	294	-2%	294
	2022	21	20	18	20	25	19	18	19	27	34	31	48	300	▼	300

Dispositions by Case Category

Case Categories		Jan	Feb	Mar	Apr	May	Jun	Jul	Aug	Sep	Oct	Nov	Dec	Thru Dec	% Change	Total
Aggravated Murder	2023	-	-	-	-	1	-	-	-	-	-	-	-	1	1	1
	2022	-	-	-	-	-	-	-	-	-	-	-	-	0	↔	0
Contested Divorce	2023	1	-	-	-	1	1	-	1	-	-	-	3	7	-53%	7
	2022	1	2	-	4	-	-	1	-	2	3	-	2	15	▼	15
Domestic and Family - Level 1	2023	1	1	-	1	-	-	1	-	3	4	1	-	12	0%	12
	2022	1	-	-	1	1	-	4	-	-	1	2	2	12	↔	12
Domestic and Family - Level 2	2023	1	-	-	-	1	1	1	-	3	-	-	-	7	40%	7
	2022	-	1	-	1	-	-	-	-	1	1	-	1	5	▲	5
Felonies and Related Matters	2023	18	12	16	35	12	17	5	6	21	4	7	4	157	-21%	157
	2022	3	12	49	18	10	15	13	16	26	6	14	17	199	▼	199
General Civil	2023	-	-	-	-	-	-	-	-	-	-	-	-	0	-100%	0
	2022	-	-	-	-	-	-	-	-	-	-	-	3	3	▼	3
General Civil - Level 1	2023	-	-	-	-	-	-	-	-	1	-	-	-	1	-80%	1
	2022	-	-	-	-	2	-	-	-	-	2	1	-	5	▼	5
General Civil - Level 2	2023	-	1	2	-	4	2	1	-	2	1	1	-	14	-69%	14
	2022	3	2	5	2	2	2	6	2	2	8	2	9	45	▼	45
General Civil - Level 3	2023	-	5	2	3	1	1	3	2	1	1	3	5	27	-13%	27
	2022	3	1	1	-	1	2	4	1	2	6	2	8	31	▼	31
Miscellaneous Civil	2023	64	48	44	70	38	65	28	43	50	46	45	56	597	2%	597
	2022	36	28	33	59	38	30	60	48	61	59	60	71	583	▲	583
Misdemeanor	2023	3	2	1	7	4	6	8	3	15	5	14	3	71	31%	71
	2022	1	1	9	6	6	1	4	8	2	4	4	8	54	▲	54
Other	2023	22	14	8	13	8	11	12	11	14	13	5	59	190	51%	190
	2022	8	12	7	8	14	7	5	9	17	15	14	10	126	▲	126
Other Criminally Related Matters	2023	1	5	-	1	3	1	1	1	6	2	-	5	26	-16%	26
	2022	4	2	4	4	1	3	-	8	1	2	-	2	31	▼	31
Probates/Wills & Trusts - Level 1	2023	-	-	-	-	-	-	-	-	-	-	-	-	0	-100%	0
	2022	-	-	-	-	-	-	-	-	-	-	-	2	2	▼	2
Probates/Wills & Trusts - Level 2	2023	-	-	-	-	-	-	-	1	-	-	-	-	1	-75%	1
	2022	-	1	2	-	-	-	-	1	-	-	-	-	4	▼	4
Uncontested Divorce	2023	3	1	2	-	1	1	4	1	3	2	1	4	23	-21%	23
	2022	1	-	2	1	1	3	7	1	2	8	1	2	29	▼	29

This report reflects data in the case management system. Numbers will update accordingly as reports are refreshed and posted.

PLN-CCMS-10.11 CASELOAD STATISTICS OF THE CIRCUIT COURTS

Mathews

January 2022 -- December 2023 Dispositions

Alexandria and Fairfax Circuit are not Included in State Totals

Dashboard

Court: Mathews Circuit
Start/End Date: Jan-22 / Dec-23
2022 Average Month: 37
Jan-Dec 2022: 438
Dispositions Trending: ↔

Circuit/Court ID: 9 209115
Type of Case: Dispositions
2023 Average Month:37
Jan-Dec 2023 : 442
Overall AVG. Month: 37

Monthly Dispositions Summary

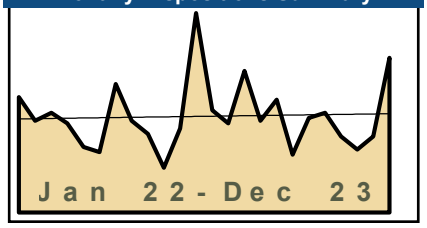

Jan --- Dec Dispositions

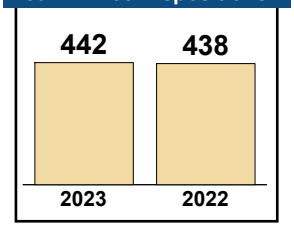

Dispositions by Division

Divisions		Jan	Feb	Mar	Apr	May	Jun	Jul	Aug	Sep	Oct	Nov	Dec	Thru Dec	% Change	Total
Total	2023	39	34	54	35	43	22	36	38	29	24	29	59	442	1%	442
	2022	44	35	38	34	25	23	49	35	30	17	32	76	438	▲	438
Civil	2023	3	5	9	3	7	2	7	6	-	-	6	7	55	-2%	55
	2022	4	5	6	8	8	1	3	3	3	-	8	7	56	▼	56
Criminal	2023	10	3	14	23	6	2	10	8	7	3	6	21	113	-18%	113
	2022	19	10	10	6	3	2	30	15	9	3	4	27	138	▼	138
Concealed Handgun Permits	2023	18	20	18	8	21	15	15	18	18	16	14	22	203	4%	203
	2022	17	16	18	16	13	18	13	11	16	11	12	34	195	▲	195
Miscellaneous/ Other	2023	8	6	13	1	9	3	4	6	4	5	3	9	71	45%	71
	2022	4	4	4	4	1	2	3	6	2	3	8	8	49	▲	49

Dispositions by Case Category

Case Categories		Jan	Feb	Mar	Apr	May	Jun	Jul	Aug	Sep	Oct	Nov	Dec	Thru Dec	% Change	Total
Contested Divorce	2023	-	-	1	-	1	-	1	-	-	-	1	1	5	-44%	5
	2022	-	1	-	1	2	-	1	1	-	-	2	1	9	▼	9
Domestic and Family - Level 1	2023	-	4	-	-	-	-	-	-	-	-	-	-	4	-50%	4
	2022	1	-	-	5	2	-	-	-	-	-	-	-	8	▼	8
Domestic and Family - Level 2	2023	-	-	2	-	-	-	-	-	-	1	-	-	3	200%	3
	2022	-	-	-	-	1	-	-	-	-	-	-	-	1	▲	1
Felonies and Related Matters	2023	4	2	8	16	2	1	6	5	5	3	6	12	70	-11%	70
	2022	10	10	3	5	1	1	19	8	5	2	2	13	79	▼	79
General Civil - Level 1	2023	-	-	-	-	-	-	-	-	-	-	-	-	0	-100%	0
	2022	1	-	-	-	-	-	-	-	-	-	-	-	1	▼	1
General Civil - Level 2	2023	2	1	-	-	3	-	-	-	-	-	-	1	7	-65%	7
	2022	3	4	1	1	1	-	1	1	-	1	2	5	20	▼	20
General Civil - Level 3	2023	1	1	2	-	-	1	6	1	-	-	3	4	19	58%	19
	2022	1	-	1	1	1	1	1	-	2	-	4	-	12	▲	12
Miscellaneous Civil	2023	24	25	31	10	30	18	18	24	21	21	17	30	269	20%	269
	2022	18	19	20	20	13	19	14	16	18	13	15	40	225	▲	225
Misdemeanor	2023	-	1	4	7	4	1	4	3	1	-	-	6	31	-28%	31
	2022	9	-	1	1	2	1	11	2	2	-	2	12	43	▼	43
Other	2023	-	-	-	-	-	1	1	-	1	-	-	1	4	33%	4
	2022	1	-	1	-	-	-	1	-	-	-	-	-	3	▲	3
Other Criminally Related Matters	2023	6	-	2	2	-	-	-	-	1	-	-	3	14	-18%	14
	2022	-	-	7	-	-	-	-	5	2	1	-	2	17	▼	17
Probates/Wills & Trusts - Level 2	2023	-	-	-	-	2	-	-	1	-	-	1	-	4	-33%	4
	2022	-	-	4	-	-	-	-	1	-	-	-	1	6	▼	6
Protective Orders	2023	-	-	1	-	-	-	-	-	-	-	-	-	1	-50%	1
	2022	-	-	-	-	-	-	1	-	-	-	-	1	2	▼	2
Uncontested Divorce	2023	2	-	3	-	1	-	-	4	-	-	-	1	11	-8%	11
	2022	-	1	-	-	2	1	-	1	1	-	5	1	12	▼	12

This report reflects data in the case management system. Numbers will update accordingly as reports are refreshed and posted.

PLN-CCMS-10.11 CASELOAD STATISTICS OF THE CIRCUIT COURTS

Middlesex

January 2022 -- December 2023 Dispositions

Alexandria and Fairfax Circuit are not Included in State Totals

Dashboard

Court: Middlesex Circuit
Start/End Date: Jan-22 / Dec-23
2022 Average Month: 59
Jan-Dec 2022: 707
Dispositions Trending: ▼

Circuit/Court ID: 9 209119
Type of Case: Dispositions
2023 Average Month:51
Jan-Dec 2023 : 616
Overall AVG. Month: 55

Monthly Dispositions Summary

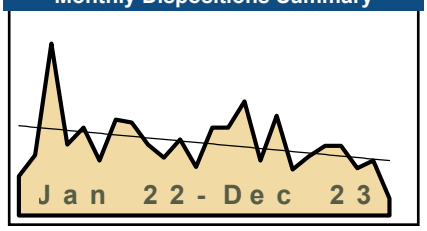

Jan --- Dec Dispositions

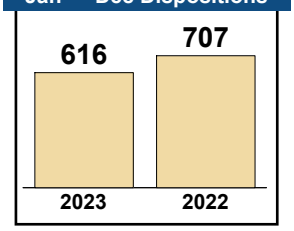

Dispositions by Division

Divisions		Jan	Feb	Mar	Apr	May	Jun	Jul	Aug	Sep	Oct	Nov	Dec	Thru Dec	% Change	Total
Total	2023	67	67	87	42	76	35	45	53	53	36	42	13	616	-13%	616
	2022	30	46	131	54	67	42	73	71	54	44	58	37	707	▼	707
Civil	2023	4	8	12	5	13	2	7	7	5	10	3	5	81	-28%	81
	2022	9	11	9	7	15	11	14	12	6	4	12	2	112	▼	112
Criminal	2023	29	20	31	7	35	7	7	20	17	11	14	-	198	-22%	198
	2022	6	6	84	29	32	5	22	20	18	1	22	8	253	▼	253
Concealed Handgun Permits	2023	30	28	38	22	24	22	21	23	21	11	20	5	265	15%	265
	2022	6	13	34	11	9	15	28	23	20	29	19	24	231	▲	231
Miscellaneous/ Other	2023	4	11	6	8	4	4	10	3	10	4	5	3	72	-35%	72
	2022	9	16	4	7	11	11	9	16	10	10	5	3	111	▼	111

Dispositions by Case Category

Case Categories		Jan	Feb	Mar	Apr	May	Jun	Jul	Aug	Sep	Oct	Nov	Dec	Thru Dec	% Change	Total
Administrative Law	2023	-	-	-	-	-	-	-	-	-	-	-	-	0	-100%	0
	2022	-	-	-	1	-	-	-	-	-	-	-	-	1	▼	1
Aggravated Murder	2023	-	-	-	1	-	-	-	-	-	-	-	-	1	0%	1
	2022	-	-	-	1	-	-	-	-	-	-	-	-	1	↔	1
Contested Divorce	2023	-	-	3	-	1	-	1	2	2	-	-	3	12	-8%	12
	2022	1	-	-	1	3	-	1	4	-	1	2	-	13	▼	13
Domestic and Family - Level 1	2023	-	-	4	-	-	1	-	-	-	2	-	-	7	250%	7
	2022	-	-	-	-	-	-	-	-	2	-	-	-	2	▲	2
Domestic and Family - Level 2	2023	-	-	-	-	-	-	-	1	-	-	-	-	1	-50%	1
	2022	-	-	-	-	1	-	-	1	-	-	-	-	2	▼	2
Felonies and Related Matters	2023	20	13	10	3	23	7	6	7	13	5	6	-	113	-25%	113
	2022	2	5	44	18	22	2	13	12	13	1	15	4	151	▼	151
General Civil - Level 1	2023	1	-	-	-	-	-	-	-	-	-	-	-	1	1	1
	2022	-	-	-	-	-	-	-	-	-	-	-	-	0	↔	0
General Civil - Level 2	2023	2	1	1	1	-	-	2	1	-	2	2	-	12	-77%	12
	2022	5	8	5	1	4	12	10	1	1	-	6	-	53	▼	53
General Civil - Level 3	2023	2	6	-	4	4	1	2	1	-	2	2	-	24	4%	24
	2022	4	2	5	-	3	-	1	3	2	2	1	-	23	▲	23
Miscellaneous Civil	2023	31	37	43	29	27	25	27	23	26	14	24	7	313	6%	313
	2022	10	23	37	17	17	18	35	32	25	33	23	24	294	▲	294
Misdemeanor	2023	9	7	19	3	11	-	-	13	3	5	5	-	75	-18%	75
	2022	4	-	38	10	8	3	5	8	5	-	7	3	91	▼	91
Other	2023	2	3	1	-	1	1	3	4	6	3	-	1	25	-39%	25
	2022	3	7	-	2	-	6	2	7	5	6	-	3	41	▼	41
Other Criminally Related Matters	2023	-	-	2	1	1	-	1	-	1	1	3	-	10	0%	10
	2022	-	1	2	-	2	-	4	-	-	-	-	1	10	↔	10
Probates/Wills & Trusts - Level 1	2023	-	-	-	-	-	-	-	-	-	-	-	-	0	-100%	0
	2022	-	-	-	-	-	-	-	-	1	-	-	-	1	▼	1
Probates/Wills & Trusts - Level 2	2023	-	-	2	-	-	-	-	-	1	1	-	1	5	150%	5
	2022	-	-	-	-	1	-	-	-	-	1	-	-	2	▲	2
Protective Orders	2023	-	-	-	-	-	-	-	-	-	-	-	-	0	-100%	0
	2022	-	-	-	-	-	-	-	1	-	-	-	-	1	▼	1
Uncontested Divorce	2023	-	-	2	-	8	-	3	1	1	1	-	1	17	-19%	17
	2022	1	-	-	3	6	1	2	2	-	-	4	2	21	▼	21

This report reflects data in the case management system. Numbers will update accordingly as reports are refreshed and posted.

PLN-CCMS-10.11 CASELOAD STATISTICS OF THE CIRCUIT COURTS

New Kent

January 2022 -- December 2023 Dispositions

Alexandria and Fairfax Circuit are not Included in State Totals

Dashboard

Court: New Kent Circuit
Start/End Date: Jan-22 / Dec-23
2022 Average Month: 146
Jan-Dec 2022: 1,753
Dispositions Trending: ▲

Circuit/Court ID: 9 209127
Type of Case: Dispositions
2023 Average Month:157
Jan-Dec 2023 : 1,879
Overall AVG. Month: 151

Monthly Dispositions Summary



Jan --- Dec Dispositions

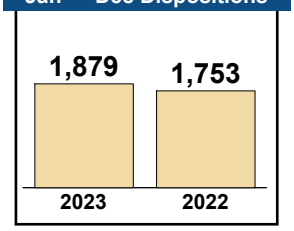

Dispositions by Division

Divisions		Jan	Feb	Mar	Apr	May	Jun	Jul	Aug	Sep	Oct	Nov	Dec	Thru Dec	% Change	Total
Total	2023	186	132	163	130	147	131	117	121	189	151	143	269	1,879	7%	1,879
	2022	127	119	181	162	125	139	103	139	182	171	132	173	1,753	▲	1,753
Civil	2023	18	17	13	11	7	16	13	11	17	20	15	24	182	1%	182
	2022	15	14	16	39	11	8	12	14	11	14	10	17	181	▲	181
Criminal	2023	68	24	19	66	54	30	54	36	79	45	37	68	580	35%	580
	2022	19	44	49	22	31	32	5	60	46	36	44	42	430	▲	430
Concealed Handgun Permits	2023	82	64	100	23	50	58	25	50	60	59	70	63	704	3%	704
	2022	54	19	83	33	41	70	47	44	78	78	48	88	683	▲	683
Miscellaneous/ Other	2023	18	27	31	30	36	27	25	24	33	27	21	114	413	-10%	413
	2022	39	42	33	68	42	29	39	21	47	43	30	26	459	▼	459

Dispositions by Case Category

Case Categories		Jan	Feb	Mar	Apr	May	Jun	Jul	Aug	Sep	Oct	Nov	Dec	Thru Dec	% Change	Total
Administrative Law	2023	-	-	-	-	-	-	-	-	-	-	-	-	0	-100%	0
	2022	-	-	-	1	-	-	-	-	-	-	-	-	1	▼	1
Contested Divorce	2023	4	2	2	4	-	2	1	1	-	1	1	5	23	35%	23
	2022	1	-	1	4	2	2	1	3	-	1	-	2	17	▲	17
Domestic and Family - Level 1	2023	3	5	-	1	-	2	6	-	5	3	2	-	27	17%	27
	2022	2	1	5	2	1	1	1	-	5	4	1	-	23	▲	23
Domestic and Family - Level 2	2023	-	2	1	-	-	-	2	1	4	3	3	2	18	-10%	18
	2022	-	3	4	4	-	1	2	1	2	1	-	2	20	▼	20
Felonies and Related Matters	2023	52	13	6	56	38	20	36	20	59	25	33	54	412	58%	412
	2022	6	28	35	14	24	17	1	38	24	18	34	22	261	▲	261
General Civil - Level 2	2023	-	2	2	-	-	4	1	1	2	5	5	8	30	-29%	30
	2022	5	8	3	7	3	1	1	3	1	5	2	3	42	▼	42
General Civil - Level 3	2023	7	3	4	3	-	1	1	4	3	2	-	5	33	10%	33
	2022	2	3	1	6	1	2	3	1	1	4	5	1	30	▲	30
Miscellaneous Civil	2023	88	72	109	32	64	66	32	54	69	63	80	70	799	1%	799
	2022	57	28	90	54	50	81	55	51	92	86	54	97	795	▲	795
Misdemeanor	2023	11	10	8	10	15	9	16	8	19	17	4	13	140	-2%	140
	2022	9	17	14	8	6	15	2	18	15	14	10	15	143	▼	143
Other	2023	12	19	22	21	22	19	18	20	24	22	11	108	318	-2%	318
	2022	35	24	25	40	33	18	30	14	33	34	22	17	325	▼	325
Other Criminally Related Matters	2023	5	1	5	-	1	1	2	8	1	3	-	1	28	-3%	28
	2022	4	-	-	-	2	-	2	4	7	4	1	5	29	▼	29
Probates/Wills & Trusts - Level 1	2023	-	-	-	-	-	-	-	-	-	-	-	1	1	-75%	1
	2022	-	1	-	-	-	-	1	-	-	-	-	2	4	▼	4
Probates/Wills & Trusts - Level 2	2023	-	1	-	-	-	1	-	-	-	1	1	-	4	-33%	4
	2022	2	-	1	1	-	-	-	-	-	-	-	2	6	▼	6
Protective Orders	2023	-	1	-	-	-	-	-	-	-	2	-	-	3	50%	3
	2022	-	-	-	-	-	-	-	1	-	-	1	-	2	▲	2
Uncontested Divorce	2023	4	1	4	3	7	6	2	4	3	4	3	2	43	-22%	43
	2022	4	6	2	21	3	1	4	5	2	-	2	5	55	▼	55

This report reflects data in the case management system. Numbers will update accordingly as reports are refreshed and posted.

PLN-CCMS-10.11 CASELOAD STATISTICS OF THE CIRCUIT COURTS

York

January 2022 -- December 2023 Dispositions

Alexandria and Fairfax Circuit are not Included in State Totals

Dashboard

Court: York Circuit
Start/End Date: Jan-22 / Dec-23
2022 Average Month: 314
Jan-Dec 2022: 3,771
Dispositions Trending: ▲

Circuit/Court ID: 9 209199
Type of Case: Dispositions
2023 Average Month:333
Jan-Dec 2023 : 3,994
Overall AVG. Month: 324

Monthly Dispositions Summary

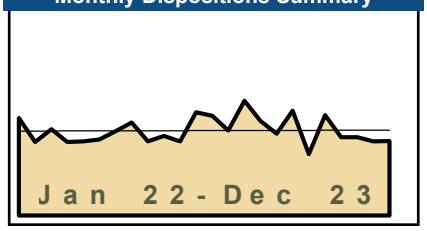

Jan --- Dec Dispositions

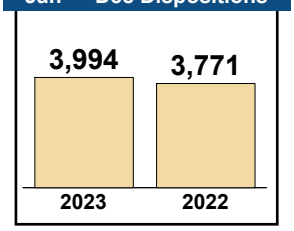

Dispositions by Division

Divisions		Jan	Feb	Mar	Apr	May	Jun	Jul	Aug	Sep	Oct	Nov	Dec	Thru Dec	% Change	Total
Total	2023	380	324	437	360	312	400	234	383	299	299	282	284	3,994	6%	3,994
	2022	372	280	329	280	282	290	322	355	283	303	282	393	3,771	▲	3,771
Civil	2023	35	44	51	41	52	44	26	47	28	48	32	43	491	7%	491
	2022	51	38	43	46	22	48	37	40	21	27	43	44	460	▲	460
Criminal	2023	105	92	90	96	94	140	99	122	109	105	107	74	1,233	-3%	1,233
	2022	98	107	122	83	115	86	107	126	130	87	124	87	1,272	▼	1,272
Concealed Handgun Permits	2023	181	152	243	167	128	173	78	164	110	113	109	134	1,752	15%	1,752
	2022	165	109	127	117	96	108	146	147	76	150	79	209	1,529	▲	1,529
Miscellaneous/ Other	2023	59	36	53	56	38	43	31	50	52	33	34	33	518	2%	518
	2022	58	26	37	34	49	48	32	42	56	39	36	53	510	▲	510

Dispositions by Case Category

Case Categories		Jan	Feb	Mar	Apr	May	Jun	Jul	Aug	Sep	Oct	Nov	Dec	Thru Dec	% Change	Total
Administrative Law	2023	-	-	-	2	-	-	-	-	-	-	-	1	3	0%	3
	2022	1	1	-	1	-	-	-	-	-	-	-	-	3	↔	3
Aggravated Murder	2023	-	-	-	-	-	-	-	-	-	-	-	-	0	-100%	0
	2022	-	-	-	-	1	2	-	-	-	-	-	2	5	▼	5
Contested Divorce	2023	4	4	2	1	6	1	3	5	3	7	4	8	48	-31%	48
	2022	5	6	11	7	3	6	2	5	-	6	7	12	70	▼	70
Domestic and Family - Level 1	2023	-	3	11	3	3	2	-	5	2	6	2	7	44	22%	44
	2022	5	5	2	3	2	6	6	1	-	2	-	4	36	▲	36
Domestic and Family - Level 2	2023	7	10	11	8	10	6	2	6	5	5	7	2	79	4%	79
	2022	8	8	9	9	2	6	8	5	2	4	7	8	76	▲	76
Felonies and Related Matters	2023	53	42	53	49	52	70	59	66	54	57	54	50	659	-13%	659
	2022	75	58	75	47	63	48	55	85	72	49	81	51	759	▼	759
General Civil - Level 1	2023	-	-	-	2	1	-	2	-	1	-	-	-	6	100%	6
	2022	-	-	-	-	1	-	-	-	-	-	1	1	3	▲	3
General Civil - Level 2	2023	10	10	12	8	8	10	2	6	7	9	4	6	92	-17%	92
	2022	14	11	4	11	7	15	6	12	7	5	11	8	111	▼	111
General Civil - Level 3	2023	4	11	8	6	3	5	5	7	4	6	6	6	71	6%	71
	2022	5	6	4	4	4	6	9	11	5	6	5	2	67	▲	67
Miscellaneous Civil	2023	236	182	286	213	159	213	105	208	159	141	137	162	2,201	12%	2,201
	2022	216	127	161	146	136	144	172	183	125	184	112	260	1,966	▲	1,966
Misdemeanor	2023	45	49	28	38	30	57	29	55	42	38	34	20	465	6%	465
	2022	15	46	38	29	47	34	49	32	49	33	35	31	438	▲	438
Other	2023	2	2	1	5	5	1	-	2	-	3	1	3	25	92%	25
	2022	-	-	1	-	1	4	-	1	1	1	2	2	13	▲	13
Other Criminally Related Matters	2023	7	1	10	9	12	13	11	1	13	11	19	4	111	59%	111
	2022	8	3	9	7	4	2	3	9	9	5	8	3	70	▲	70
Probates/Wills & Trusts - Level 1	2023	-	-	-	-	1	1	-	-	-	-	-	-	2	-60%	2
	2022	1	-	1	-	-	-	-	2	1	-	-	-	5	▼	5
Probates/Wills & Trusts - Level 2	2023	5	3	1	2	2	6	3	4	2	1	-	3	32	60%	32
	2022	2	1	1	2	1	4	2	-	-	2	3	2	20	▲	20
Uncontested Divorce	2023	7	7	14	14	20	15	13	18	7	15	14	12	156	21%	156
	2022	17	8	13	14	10	13	10	9	12	6	10	7	129	▲	129

This report reflects data in the case management system. Numbers will update accordingly as reports are refreshed and posted.

PLN-CCMS-10.11 CASELOAD STATISTICS OF THE CIRCUIT COURTS

Williamsburg

January 2022 -- December 2023 Dispositions

Alexandria and Fairfax Circuit are not Included in State Totals

Dashboard

Court: Williamsburg Circuit
Start/End Date: Jan-22 / Dec-23
2022 Average Month: 339
Jan-Dec 2022: 4,063
Dispositions Trending: ↔

Circuit/Court ID: 9 209830
Type of Case: Dispositions
2023 Average Month:342
Jan-Dec 2023 : 4,101
Overall AVG. Month: 340

Monthly Dispositions Summary

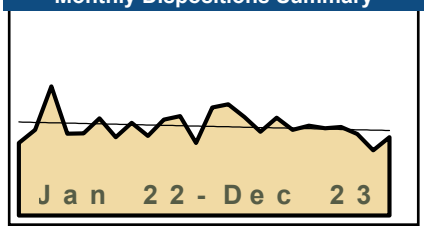

Jan --- Dec Dispositions

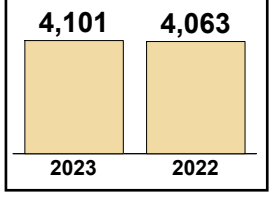

Dispositions by Division

Divisions		Jan	Feb	Mar	Apr	May	Jun	Jul	Aug	Sep	Oct	Nov	Dec	Thru Dec	% Change	Total
Total	2023	412	424	375	319	373	327	342	332	338	311	249	299	4,101	1%	4,101
	2022	276	326	492	312	313	370	298	353	303	365	379	276	4,063	▲	4,063
Civil	2023	57	67	70	38	45	56	45	42	62	47	29	42	600	1%	600
	2022	49	46	70	58	49	60	48	31	22	39	78	42	592	▲	592
Criminal	2023	94	82	76	58	98	95	119	92	101	90	99	89	1,093	1%	1,093
	2022	71	94	120	91	86	103	93	135	79	66	83	64	1,085	▲	1,085
Concealed Handgun Permits	2023	157	179	135	154	143	94	103	122	101	109	84	109	1,490	10%	1,490
	2022	85	106	191	90	85	118	81	105	129	160	121	83	1,354	▲	1,354
Miscellaneous/ Other	2023	104	96	94	69	87	82	75	76	74	65	37	59	918	-11%	918
	2022	71	80	111	73	93	89	76	82	73	100	97	87	1,032	▼	1,032

Dispositions by Case Category

Case Categories		Jan	Feb	Mar	Apr	May	Jun	Jul	Aug	Sep	Oct	Nov	Dec	Thru Dec	% Change	Total
Administrative Law	2023	-	2	2	-	-	-	-	-	-	-	-	-	4	300%	4
	2022	1	-	-	-	-	-	-	-	-	-	-	-	1	▲	1
Aggravated Murder	2023	-	-	-	-	-	1	-	-	1	-	-	1	3	200%	3
	2022	-	-	-	-	-	1	-	-	-	-	-	-	1	▲	1
Contested Divorce	2023	5	6	10	7	6	6	4	8	5	5	3	3	68	-4%	68
	2022	4	9	10	4	4	5	2	6	1	6	16	4	71	▼	71
Domestic and Family - Level 1	2023	4	9	3	8	4	4	5	1	15	5	4	4	66	-8%	66
	2022	3	4	3	8	8	20	4	-	5	1	12	4	72	▼	72
Domestic and Family - Level 2	2023	5	-	5	1	3	2	3	1	2	2	-	-	24	-17%	24
	2022	2	3	4	2	3	1	-	-	1	1	5	7	29	▼	29
Felonies and Related Matters	2023	52	43	34	39	50	43	79	44	53	50	50	54	591	0%	591
	2022	35	50	62	46	62	48	46	69	47	45	45	37	592	▼	592
General Civil - Level 1	2023	3	1	-	1	1	1	-	-	-	1	-	1	9	125%	9
	2022	-	-	-	1	-	-	1	-	-	1	1	-	4	▲	4
General Civil - Level 2	2023	24	20	14	9	4	12	4	9	12	8	6	5	127	-4%	127
	2022	14	13	23	14	9	9	13	8	5	8	13	3	132	▼	132
General Civil - Level 3	2023	6	7	22	5	11	13	16	10	12	13	10	12	137	26%	137
	2022	9	5	11	9	9	10	12	4	8	10	17	5	109	▲	109
Miscellaneous Civil	2023	192	216	185	187	171	128	130	147	133	136	101	127	1,853	4%	1,853
	2022	116	129	238	120	131	149	115	142	162	202	168	112	1,784	▲	1,784
Misdemeanor	2023	27	31	32	15	34	36	23	38	37	25	34	27	359	0%	359
	2022	19	31	41	36	18	36	38	57	19	21	27	16	359	↔	359
Other	2023	61	58	42	32	56	44	43	50	39	35	17	40	517	-10%	517
	2022	43	55	59	45	43	57	41	40	38	55	44	56	576	▼	576
Other Criminally Related Matters	2023	16	8	10	4	14	15	17	10	10	15	15	10	144	4%	144
	2022	17	13	17	10	8	18	10	9	13	1	11	11	138	▲	138
Probates/Wills & Trusts - Level 1	2023	1	3	-	-	1	-	1	-	-	-	-	-	6	-40%	6
	2022	2	-	2	1	1	-	3	1	-	-	-	-	10	▼	10
Probates/Wills & Trusts - Level 2	2023	5	3	-	1	-	5	3	3	5	4	3	2	34	-11%	34
	2022	3	1	4	9	7	5	3	1	1	2	2	-	38	▼	38
Uncontested Divorce	2023	11	17	16	10	18	17	14	11	14	12	6	13	159	8%	159
	2022	8	13	18	7	10	11	10	16	3	12	18	21	147	▲	147

This report reflects data in the case management system. Numbers will update accordingly as reports are refreshed and posted.

PLN-CCMS-10.11 CASELOAD STATISTICS OF THE CIRCUIT COURTS

Appomattox

January 2022 -- December 2023 Dispositions

Alexandria and Fairfax Circuit are not included in State Totals

Dashboard

Court: Appomattox Circuit
Start/End Date: Jan-22 / Dec-23
2022 Average Month: 74
Jan-Dec 2022: 890
Dispositions Trending: ▲

Circuit/Court ID: 10 210011
Type of Case: Dispositions
2023 Average Month:100
Jan-Dec 2023 : 1,199
Overall AVG. Month: 87

Monthly Dispositions Summary

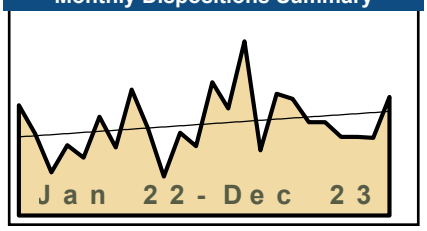

Jan --- Dec Dispositions

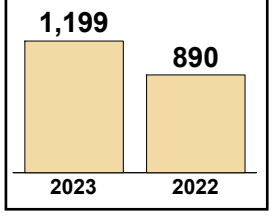

Dispositions by Division

Divisions		Jan	Feb	Mar	Apr	May	Jun	Jul	Aug	Sep	Oct	Nov	Dec	Thru Dec	% Change	Total
Total	2023	127	102	166	62	116	111	89	89	75	75	74	113	1,199	35%	1,199
	2022	105	78	41	67	55	94	65	120	83	37	79	66	890	▲	890
Civil	2023	7	7	6	8	40	11	4	8	5	4	9	10	119	65%	119
	2022	6	7	4	5	2	10	6	8	6	5	8	5	72	▲	72
Criminal	2023	43	32	56	14	37	51	44	38	29	16	28	68	456	46%	456
	2022	41	30	5	25	15	34	17	56	34	5	35	15	312	▲	312
Concealed Handgun Permits	2023	68	55	97	34	32	41	28	39	37	52	34	26	543	21%	543
	2022	51	35	31	30	34	48	38	53	35	20	32	43	450	▲	450
Miscellaneous/ Other	2023	9	8	7	6	7	8	13	4	4	3	3	9	81	45%	81
	2022	7	6	1	7	4	2	4	3	8	7	4	3	56	▲	56

Dispositions by Case Category

Case Categories		Jan	Feb	Mar	Apr	May	Jun	Jul	Aug	Sep	Oct	Nov	Dec	Thru Dec	% Change	Total
Contested Divorce	2023	-	-	-	4	1	1	1	1	-	-	2	2	12	20%	12
	2022	-	1	-	-	-	1	1	3	1	-	2	1	10	▲	10
Domestic and Family - Level 1	2023	2	3	-	-	18	5	-	-	-	-	-	-	28	460%	28
	2022	-	1	1	-	-	-	-	-	1	2	-	-	5	▲	5
Domestic and Family - Level 2	2023	2	2	-	2	1	-	-	1	1	1	2	2	14	367%	14
	2022	-	-	-	-	-	1	1	-	-	-	-	1	3	▲	3
Felonies and Related Matters	2023	29	29	36	6	30	49	39	36	20	14	12	46	346	62%	346
	2022	24	25	4	18	15	17	12	30	25	4	27	12	213	▲	213
General Civil - Level 2	2023	1	1	2	-	4	1	2	1	1	-	2	2	17	0%	17
	2022	2	-	1	-	-	1	-	4	2	2	3	2	17	↔	17
General Civil - Level 3	2023	2	1	2	-	6	3	-	1	2	2	1	1	21	110%	21
	2022	3	4	-	1	-	1	-	-	-	1	-	-	10	▲	10
Miscellaneous Civil	2023	75	63	104	40	36	48	41	43	41	53	36	35	615	22%	615
	2022	57	40	32	37	38	50	42	56	43	27	36	45	503	▲	503
Misdemeanor	2023	13	3	18	2	6	2	5	2	9	2	5	22	89	75%	89
	2022	5	1	1	2	-	3	4	14	9	1	8	3	51	▲	51
Other	2023	-	-	-	-	1	-	-	-	-	2	-	-	3	200%	3
	2022	-	-	-	-	-	-	-	-	-	-	1	-	1	▲	1
Other Criminally Related Matters	2023	1	-	2	6	1	-	-	-	-	-	11	-	21	-57%	21
	2022	12	4	-	5	-	14	2	12	-	-	-	-	49	▼	49
Probates/Wills & Trusts - Level 1	2023	-	-	-	-	2	-	-	-	-	-	-	-	2	0%	2
	2022	-	-	-	-	-	-	1	-	-	-	1	-	2	↔	2
Probates/Wills & Trusts - Level 2	2023	-	-	-	-	4	2	-	1	-	1	-	-	8	100%	8
	2022	-	-	-	-	1	-	-	-	2	-	-	1	4	▲	4
Uncontested Divorce	2023	2	-	2	2	6	-	1	3	1	-	3	3	23	5%	23
	2022	2	2	2	4	1	6	2	1	-	-	1	1	22	▲	22

This report reflects data in the case management system. Numbers will update accordingly as reports are refreshed and posted.

PLN-CCMS-10.11 CASELOAD STATISTICS OF THE CIRCUIT COURTS

Buckingham

January 2022 -- December 2023 Dispositions

Alexandria and Fairfax Circuit are not Included in State Totals

Dashboard

Court: Buckingham Circuit
Start/End Date: Jan-22 / Dec-23
2022 Average Month: 86
Jan-Dec 2022: 1,034
Dispositions Trending: ▲

Circuit/Court ID: 10 210029
Type of Case: Dispositions
2023 Average Month:99
Jan-Dec 2023 : 1,190
Overall AVG. Month: 93

Monthly Dispositions Summary

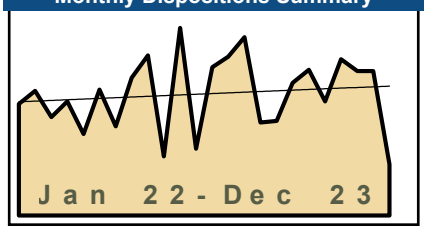

Jan --- Dec Dispositions

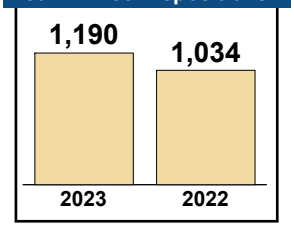

Dispositions by Division

Divisions		Jan	Feb	Mar	Apr	May	Jun	Jul	Aug	Sep	Oct	Nov	Dec	Thru Dec	% Change	Total
Total	2023	113	121	136	71	72	101	111	87	119	110	110	39	1,190	15%	1,190
	2022	85	95	75	87	62	96	68	105	122	45	143	51	1,034	▲	1,034
Civil	2023	9	6	20	4	11	7	2	16	8	10	3	3	99	-37%	99
	2022	24	12	16	16	7	30	11	12	5	6	9	9	157	▼	157
Criminal	2023	54	74	60	14	16	59	69	22	55	61	86	23	593	60%	593
	2022	28	33	3	34	25	33	26	26	57	9	89	8	371	▲	371
Concealed Handgun Permits	2023	38	29	46	33	29	24	24	32	38	29	17	5	344	3%	344
	2022	11	41	38	24	17	17	18	50	38	23	27	30	334	▲	334
Miscellaneous/ Other	2023	12	12	10	20	16	11	16	17	18	10	4	8	154	-10%	154
	2022	22	9	18	13	13	16	13	17	22	7	18	4	172	▼	172

Dispositions by Case Category

Case Categories		Jan	Feb	Mar	Apr	May	Jun	Jul	Aug	Sep	Oct	Nov	Dec	Thru Dec	% Change	Total
Administrative Law	2023	-	-	1	-	-	1	-	-	-	1	-	-	3	50%	3
	2022	-	1	1	-	-	-	-	-	-	-	-	-	2	▲	2
Aggravated Murder	2023	-	-	-	-	-	1	-	-	-	-	-	-	1	1	1
	2022	-	-	-	-	-	-	-	-	-	-	-	-	0	↔	0
Contested Divorce	2023	-	1	-	-	1	2	-	5	-	2	-	1	12	-45%	12
	2022	2	-	-	1	2	4	2	3	1	1	2	4	22	▼	22
Domestic and Family - Level 1	2023	1	-	13	-	3	-	-	4	1	-	-	-	22	-15%	22
	2022	1	1	3	2	-	12	6	-	-	-	-	1	26	▼	26
Domestic and Family - Level 2	2023	2	1	1	-	2	-	-	-	2	2	-	1	11	450%	11
	2022	1	-	1	-	-	-	-	-	-	-	-	-	2	▲	2
Felonies and Related Matters	2023	49	66	44	11	12	46	52	21	37	42	58	17	455	65%	455
	2022	21	28	3	24	18	22	22	16	46	7	62	6	275	▲	275
General Civil - Level 1	2023	-	-	-	-	2	-	-	-	-	-	-	-	2	-33%	2
	2022	-	-	1	-	-	2	-	-	-	-	-	-	3	▼	3
General Civil - Level 2	2023	4	2	1	2	2	1	1	3	5	2	1	-	24	-40%	24
	2022	9	5	6	-	2	7	2	2	1	1	4	1	40	▼	40
General Civil - Level 3	2023	1	-	1	1	1	1	-	2	2	1	-	-	10	-73%	10
	2022	9	4	4	10	3	2	1	1	-	2	-	1	37	▼	37
Miscellaneous Civil	2023	46	36	54	43	34	31	32	42	51	34	22	8	433	-1%	433
	2022	24	46	48	35	24	25	23	60	52	30	38	33	438	▼	438
Misdemeanor	2023	5	6	14	1	3	8	16	1	17	18	27	5	121	66%	121
	2022	1	4	-	10	5	5	4	6	10	2	24	2	73	▲	73
Other	2023	3	4	3	10	10	3	8	6	2	2	-	5	56	12%	56
	2022	4	1	5	1	5	6	6	8	7	-	6	1	50	▲	50
Other Criminally Related Matters	2023	-	2	2	2	1	4	1	-	1	1	1	1	16	-30%	16
	2022	6	1	-	-	2	6	-	4	1	-	3	-	23	▼	23
Probates/Wills & Trusts - Level 1	2023	-	-	-	-	-	-	-	-	-	-	-	-	0	-100%	0
	2022	-	-	-	-	-	-	-	-	-	-	-	1	1	▼	1
Probates/Wills & Trusts - Level 2	2023	-	-	-	-	-	-	1	-	-	1	1	-	3	-63%	3
	2022	-	-	1	-	1	1	-	-	3	1	1	-	8	▼	8
Uncontested Divorce	2023	2	3	2	1	1	3	-	3	1	4	-	1	21	-38%	21
	2022	7	4	2	4	-	4	2	5	1	1	3	1	34	▼	34

This report reflects data in the case management system. Numbers will update accordingly as reports are refreshed and posted.

PLN-CCMS-10.11 CASELOAD STATISTICS OF THE CIRCUIT COURTS

Charlotte

January 2022 -- December 2023 Dispositions

Alexandria and Fairfax Circuit are not Included in State Totals

Dashboard

Court: Charlotte Circuit
Start/End Date: Jan-22 / Dec-23
2022 Average Month: 64
Jan-Dec 2022: 765
Dispositions Trending: ▲

Circuit/Court ID: 10 210037
Type of Case: Dispositions
2023 Average Month:70
Jan-Dec 2023 : 845
Overall AVG. Month: 67

Monthly Dispositions Summary

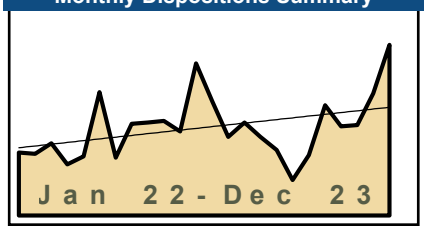

Jan --- Dec Dispositions

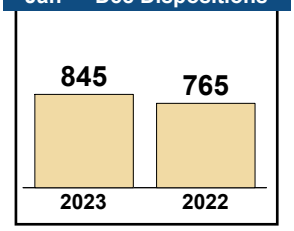

Dispositions by Division

Divisions		Jan	Feb	Mar	Apr	May	Jun	Jul	Aug	Sep	Oct	Nov	Dec	Thru Dec	% Change	Total
Total	2023	87	60	71	60	50	27	46	84	68	69	93	130	845	10%	845
	2022	48	47	55	39	45	94	44	70	71	72	64	116	765	▲	765
Civil	2023	17	6	11	8	8	2	11	8	13	6	15	10	115	14%	115
	2022	4	7	8	4	2	8	5	11	15	8	17	12	101	▲	101
Criminal	2023	32	22	13	29	11	12	11	38	18	35	35	33	289	-12%	289
	2022	26	22	20	13	15	62	16	27	13	36	16	62	328	▼	328
Concealed Handgun Permits	2023	31	22	35	17	17	10	13	27	21	17	32	12	254	25%	254
	2022	6	11	14	19	14	15	13	22	26	18	21	24	203	▲	203
Miscellaneous/ Other	2023	7	10	12	6	14	3	11	11	16	11	11	75	187	41%	187
	2022	12	7	13	3	14	9	10	10	17	10	10	18	133	▲	133

Dispositions by Case Category

Case Categories		Jan	Feb	Mar	Apr	May	Jun	Jul	Aug	Sep	Oct	Nov	Dec	Thru Dec	% Change	Total
Administrative Law	2023	-	-	-	-	-	-	2	-	-	-	-	-	2	0%	2
	2022	-	1	1	-	-	-	-	-	-	-	-	-	2	↔	2
Aggravated Murder	2023	-	-	1	-	-	-	-	-	-	-	-	-	1	-50%	1
	2022	2	-	-	-	-	-	-	-	-	-	-	-	2	▼	2
Contested Divorce	2023	-	1	1	1	1	-	-	1	-	-	1	2	8	-27%	8
	2022	-	1	1	2	1	-	-	1	2	2	-	1	11	▼	11
Domestic and Family - Level 1	2023	7	-	-	-	1	-	4	1	6	1	6	-	26	30%	26
	2022	1	1	1	-	-	-	-	1	-	-	10	6	20	▲	20
Domestic and Family - Level 2	2023	3	-	2	-	1	-	1	1	1	-	-	-	9	-10%	9
	2022	1	-	-	-	-	4	1	-	2	-	1	1	10	▼	10
Felonies and Related Matters	2023	22	17	10	25	9	8	7	28	11	31	29	28	225	-12%	225
	2022	21	16	16	11	15	42	16	21	10	32	14	41	255	▼	255
General Civil - Level 1	2023	1	-	-	1	-	-	-	-	-	-	-	-	2	100%	2
	2022	-	1	-	-	-	-	-	-	-	-	-	-	1	▲	1
General Civil - Level 2	2023	1	2	-	1	-	2	-	1	2	3	2	2	16	0%	16
	2022	-	1	2	1	1	1	-	3	4	1	-	2	16	↔	16
General Civil - Level 3	2023	-	1	1	1	-	-	4	4	1	1	4	1	18	-25%	18
	2022	-	1	1	-	-	-	3	4	5	3	5	2	24	▼	24
Miscellaneous Civil	2023	32	30	43	18	26	12	19	33	32	22	41	19	327	27%	327
	2022	8	14	18	21	21	19	18	26	34	23	27	29	258	▲	258
Misdemeanor	2023	8	4	1	3	2	2	4	10	5	4	6	3	52	-16%	52
	2022	4	6	4	2	-	20	-	3	2	4	1	16	62	▼	62
Other	2023	7	2	6	5	5	1	5	5	5	6	2	68	117	58%	117
	2022	10	3	9	1	6	6	4	6	8	5	3	13	74	▲	74
Other Criminally Related Matters	2023	2	1	1	1	-	2	-	-	3	-	1	2	13	30%	13
	2022	-	-	-	-	-	-	-	3	1	-	1	5	10	▲	10
Probates/Wills & Trusts - Level 1	2023	-	-	-	-	1	-	-	-	-	-	-	-	1	1	1
	2022	-	-	-	-	-	-	-	-	-	-	-	-	0	↔	0
Probates/Wills & Trusts - Level 2	2023	1	-	1	-	-	-	-	-	1	1	-	1	5	150%	5
	2022	-	-	1	-	-	-	-	-	1	-	-	-	2	▲	2
Uncontested Divorce	2023	3	2	4	4	4	-	-	-	1	-	1	4	23	28%	23
	2022	1	2	1	1	1	2	2	2	2	2	2	-	18	▲	18

This report reflects data in the case management system. Numbers will update accordingly as reports are refreshed and posted.

PLN-CCMS-10.11 CASELOAD STATISTICS OF THE CIRCUIT COURTS

Cumberland

January 2022 -- December 2023 Dispositions

Alexandria and Fairfax Circuit are not Included in State Totals

Dashboard

Court: Cumberland Circuit
Start/End Date: Jan-22 / Dec-23
2022 Average Month: 47
Jan-Dec 2022: 561
Dispositions Trending: ▲

Circuit/Court ID: 10 210049
Type of Case: Dispositions
2023 Average Month:53
Jan-Dec 2023 : 637
Overall AVG. Month: 50

Monthly Dispositions Summary

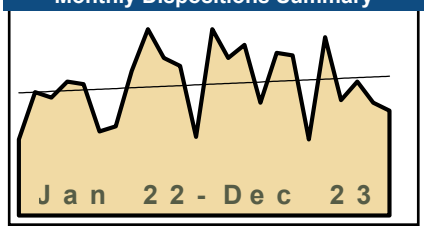

Jan --- Dec Dispositions

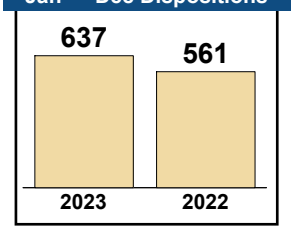

Dispositions by Division

Divisions		Jan	Feb	Mar	Apr	May	Jun	Jul	Aug	Sep	Oct	Nov	Dec	Thru Dec	% Change	Total
Total	2023	71	60	65	43	62	61	29	68	44	51	43	40	637	14%	637
	2022	29	47	45	51	50	32	34	55	71	60	57	30	561	▲	561
Civil	2023	9	2	9	5	6	8	6	4	5	7	4	2	67	-19%	67
	2022	3	2	7	3	2	4	10	10	25	13	4	-	83	▼	83
Criminal	2023	27	7	22	13	34	20	7	31	13	17	12	4	207	22%	207
	2022	12	14	13	6	29	5	13	13	8	14	30	12	169	▲	169
Concealed Handgun Permits	2023	24	41	26	19	17	17	10	24	18	19	20	23	258	13%	258
	2022	8	30	19	34	17	14	5	21	24	20	22	15	229	▲	229
Miscellaneous/ Other	2023	11	10	8	6	5	16	6	9	8	8	7	11	105	31%	105
	2022	6	1	6	8	2	9	6	11	14	13	1	3	80	▲	80

Dispositions by Case Category

Case Categories		Jan	Feb	Mar	Apr	May	Jun	Jul	Aug	Sep	Oct	Nov	Dec	Thru Dec	% Change	Total
Administrative Law	2023	-	-	-	-	-	-	-	-	-	-	-	-	0	-100%	0
	2022	-	-	-	-	-	-	-	-	1	-	-	-	1	▼	1
Aggravated Murder	2023	-	-	-	-	-	-	-	-	-	-	-	-	0	-100%	0
	2022	-	-	-	-	-	-	-	-	-	1	-	-	1	▼	1
Contested Divorce	2023	-	1	1	1	-	2	1	-	-	-	-	1	7	-13%	7
	2022	-	1	3	-	-	1	1	-	1	-	1	-	8	▼	8
Domestic and Family - Level 1	2023	-	-	-	-	-	-	1	-	2	1	-	-	4	-56%	4
	2022	-	-	1	-	-	-	3	1	1	3	-	-	9	▼	9
Domestic and Family - Level 2	2023	1	-	-	-	-	3	-	-	1	-	-	-	5	0%	5
	2022	-	-	-	1	-	-	1	1	2	-	-	-	5	↔	5
Felonies and Related Matters	2023	15	2	13	6	19	13	1	19	11	9	8	4	120	21%	120
	2022	10	9	10	5	23	2	4	4	5	5	14	8	99	▲	99
General Civil - Level 1	2023	-	-	-	-	-	-	-	-	-	-	-	-	0	-100%	0
	2022	-	-	-	-	-	-	1	-	1	-	-	-	2	▼	2
General Civil - Level 2	2023	1	-	-	-	1	2	1	-	1	1	-	-	7	-65%	7
	2022	-	-	1	-	1	-	1	5	9	3	-	-	20	▼	20
General Civil - Level 3	2023	4	-	3	2	2	1	2	-	-	-	1	-	15	-6%	15
	2022	1	-	-	2	-	1	3	2	3	2	2	-	16	▼	16
Miscellaneous Civil	2023	32	47	31	23	20	27	15	32	21	25	26	33	332	9%	332
	2022	14	31	25	42	19	22	11	31	37	32	23	18	305	▲	305
Misdemeanor	2023	12	5	4	5	12	6	1	12	1	7	3	-	68	45%	68
	2022	2	5	3	1	4	3	2	5	3	7	8	4	47	▲	47
Other	2023	3	4	3	1	2	5	1	1	5	4	1	1	31	3,000%	31
	2022	-	-	-	-	-	-	-	1	-	-	-	-	1	▲	1
Other Criminally Related Matters	2023	-	-	5	2	3	1	5	-	1	1	1	-	19	-14%	19
	2022	-	-	-	-	2	-	7	4	-	1	8	-	22	▼	22
Probates/Wills & Trusts - Level 1	2023	-	-	-	-	-	-	-	-	-	-	-	-	0	-100%	0
	2022	-	-	-	-	-	1	-	-	-	1	-	-	2	▼	2
Probates/Wills & Trusts - Level 2	2023	-	-	1	-	-	-	-	-	-	1	-	-	2	-33%	2
	2022	-	-	1	-	-	1	-	-	-	1	-	-	3	▼	3
Uncontested Divorce	2023	3	1	4	3	3	1	1	4	1	2	3	1	27	35%	27
	2022	2	1	1	-	1	1	-	1	8	4	1	-	20	▲	20

This report reflects data in the case management system. Numbers will update accordingly as reports are refreshed and posted.

PLN-CCMS-10.11 CASELOAD STATISTICS OF THE CIRCUIT COURTS

Halifax

January 2022 -- December 2023 Dispositions

Alexandria and Fairfax Circuit are not Included in State Totals

Dashboard

Court: Halifax Circuit
Start/End Date: Jan-22 / Dec-23
2022 Average Month: 181
Jan-Dec 2022: 2,169
Dispositions Trending: ▲

Circuit/Court ID: 10 210083
Type of Case: Dispositions
2023 Average Month:193
Jan-Dec 2023 : 2,313
Overall AVG. Month: 187

Monthly Dispositions Summary

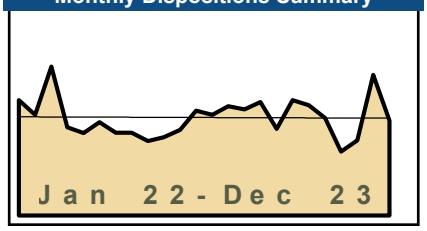

Jan --- Dec Dispositions

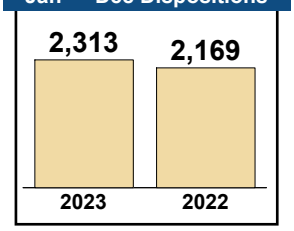

Dispositions by Division

Divisions		Jan	Feb	Mar	Apr	May	Jun	Jul	Aug	Sep	Oct	Nov	Dec	Thru Dec	% Change	Total
Total	2023	192	208	202	216	165	220	210	186	122	143	268	181	2,313	7%	2,313
	2022	220	192	284	168	157	178	158	158	142	149	163	200	2,169	▲	2,169
Civil	2023	14	17	25	20	18	20	25	22	7	14	16	16	214	-15%	214
	2022	21	16	28	28	15	26	13	23	26	20	22	15	253	▼	253
Criminal	2023	46	82	63	111	77	98	93	64	67	53	173	103	1,030	14%	1,030
	2022	66	94	140	52	70	83	73	60	55	61	54	94	902	▲	902
Concealed Handgun Permits	2023	104	82	81	50	51	62	58	65	37	67	67	51	775	5%	775
	2022	95	54	85	60	45	55	54	59	41	54	67	72	741	▲	741
Miscellaneous/ Other	2023	28	27	33	35	19	40	34	35	11	9	12	11	294	8%	294
	2022	38	28	31	28	27	14	18	16	20	14	20	19	273	▲	273

Dispositions by Case Category

Case Categories		Jan	Feb	Mar	Apr	May	Jun	Jul	Aug	Sep	Oct	Nov	Dec	Thru Dec	% Change	Total
Administrative Law	2023	-	-	-	2	1	-	1	-	1	-	-	-	5	5	5
	2022	-	-	-	-	-	-	-	-	-	-	-	-	0	↔	0
Aggravated Murder	2023	-	-	-	-	-	-	-	-	-	-	-	-	0	-100%	0
	2022	-	-	-	-	-	-	-	-	-	-	1	-	1	▼	1
Contested Divorce	2023	-	4	4	4	3	7	4	1	1	1	-	5	34	-26%	34
	2022	5	2	8	3	3	6	4	6	4	3	-	2	46	▼	46
Domestic and Family - Level 1	2023	-	1	-	-	2	1	1	1	-	1	1	-	8	-74%	8
	2022	9	2	1	1	-	2	2	4	2	2	5	1	31	▼	31
Domestic and Family - Level 2	2023	2	-	1	2	-	-	3	-	-	4	-	-	12	50%	12
	2022	1	-	3	-	1	1	-	1	-	-	1	-	8	▲	8
Felonies and Related Matters	2023	28	56	36	75	51	54	61	36	40	38	144	29	648	8%	648
	2022	37	58	87	41	47	63	50	31	42	36	46	63	601	▲	601
General Civil - Level 1	2023	1	-	1	-	-	-	-	-	-	-	-	-	2	0%	2
	2022	1	-	-	-	1	-	-	-	-	-	-	-	2	↔	2
General Civil - Level 2	2023	2	2	8	3	6	4	4	4	-	-	7	1	41	37%	41
	2022	2	1	5	8	1	-	1	2	2	2	3	3	30	▲	30
General Civil - Level 3	2023	10	1	4	3	-	2	6	7	1	4	2	4	44	-21%	44
	2022	1	1	1	7	5	9	5	6	9	3	4	5	56	▼	56
Miscellaneous Civil	2023	111	87	90	61	59	73	72	71	47	76	77	59	883	5%	883
	2022	104	58	99	70	50	63	60	67	49	59	79	83	841	▲	841
Misdemeanor	2023	18	17	25	35	17	34	27	16	21	7	27	74	318	34%	318
	2022	13	33	45	7	16	20	21	25	13	24	6	15	238	▲	238
Other	2023	19	22	23	23	10	28	19	29	-	-	2	2	177	7%	177
	2022	27	24	15	20	21	6	10	7	11	8	8	9	166	▲	166
Other Criminally Related Matters	2023	-	11	2	1	11	10	5	12	6	8	2	-	68	8%	68
	2022	16	3	8	4	7	-	2	4	-	2	1	16	63	▲	63
Probates/Wills & Trusts - Level 1	2023	-	-	-	-	-	-	-	-	-	1	-	-	1	0%	1
	2022	-	-	-	-	-	-	-	-	1	-	-	-	1	↔	1
Probates/Wills & Trusts - Level 2	2023	-	1	-	-	-	1	1	1	1	-	1	2	8	-43%	8
	2022	1	1	-	1	1	2	-	3	2	1	2	-	14	▼	14
Protective Orders	2023	-	-	-	-	1	-	-	-	-	-	-	-	1	1	1
	2022	-	-	-	-	-	-	-	-	-	-	-	-	0	↔	0
Uncontested Divorce	2023	1	6	8	7	4	6	6	8	4	3	5	5	63	-11%	63
	2022	3	9	12	6	4	6	3	2	7	9	7	3	71	▼	71

This report reflects data in the case management system. Numbers will update accordingly as reports are refreshed and posted.

PLN-CCMS-10.11 CASELOAD STATISTICS OF THE CIRCUIT COURTS

Lunenburg

January 2022 -- December 2023 Dispositions

Alexandria and Fairfax Circuit are not Included in State Totals

Dashboard

Court: Lunenburg Circuit
Start/End Date: Jan-22 / Dec-23
2022 Average Month: 46
Jan-Dec 2022: 548
Dispositions Trending: ↔

Circuit/Court ID: 10 210111
Type of Case: Dispositions
2023 Average Month:46
Jan-Dec 2023 : 552
Overall AVG. Month: 46

Monthly Dispositions Summary

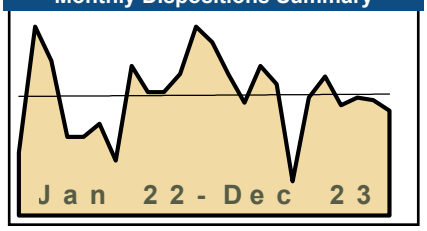

Jan --- Dec Dispositions

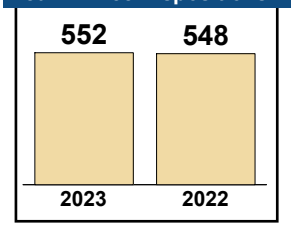

Dispositions by Division

Divisions		Jan	Feb	Mar	Apr	May	Jun	Jul	Aug	Sep	Oct	Nov	Dec	Thru Dec	% Change	Total
Total	2023	66	54	43	57	50	13	45	53	42	45	44	40	552	1%	552
	2022	24	72	59	30	30	35	21	57	47	47	54	72	548	▲	548
Civil	2023	2	-	-	1	1	-	1	1	-	-	1	-	7	-79%	7
	2022	-	2	1	5	5	3	1	5	5	2	3	1	33	▼	33
Criminal	2023	27	35	14	29	32	3	18	22	29	32	19	26	286	38%	286
	2022	-	38	29	4	12	8	4	19	24	10	40	19	207	▲	207
Concealed Handgun Permits	2023	36	19	29	27	12	10	26	26	13	13	24	13	248	-3%	248
	2022	19	20	25	19	10	19	13	28	16	31	7	49	256	▼	256
Miscellaneous/ Other	2023	1	-	-	-	5	-	-	4	-	-	-	1	11	-79%	11
	2022	5	12	4	2	3	5	3	5	2	4	4	3	52	▼	52

Dispositions by Case Category

Case Categories		Jan	Feb	Mar	Apr	May	Jun	Jul	Aug	Sep	Oct	Nov	Dec	Thru Dec	% Change	Total
Contested Divorce	2023	-	-	-	-	-	-	-	-	-	-	-	-	0	-100%	0
	2022	-	-	-	-	1	1	1	1	2	-	2	-	8	▼	8
Domestic and Family - Level 1	2023	1	-	-	-	-	-	-	-	-	-	-	-	1	0%	1
	2022	-	-	-	-	-	-	-	1	-	-	-	-	1	↔	1
Domestic and Family - Level 2	2023	-	-	-	1	-	-	-	-	-	-	-	-	1	-75%	1
	2022	-	1	-	2	-	-	-	1	-	-	-	-	4	▼	4
Felonies and Related Matters	2023	22	27	13	26	27	3	18	16	27	32	14	18	243	51%	243
	2022	-	22	24	3	11	5	3	14	21	4	35	19	161	▲	161
General Civil - Level 1	2023	-	-	-	-	1	-	-	-	-	-	-	-	1	-75%	1
	2022	1	1	-	-	-	-	-	1	-	-	-	1	4	▼	4
General Civil - Level 2	2023	1	-	-	-	2	-	-	2	-	-	-	-	5	-67%	5
	2022	2	4	1	1	2	1	1	1	-	-	2	-	15	▼	15
General Civil - Level 3	2023	-	-	-	-	2	-	-	1	-	-	-	-	3	-79%	3
	2022	1	5	2	-	-	-	1	2	2	-	1	-	14	▼	14
Miscellaneous Civil	2023	36	19	29	27	13	10	26	27	13	13	24	14	251	-10%	251
	2022	20	21	26	20	11	23	14	30	17	35	9	52	278	▼	278
Misdemeanor	2023	4	7	-	3	5	-	-	6	1	-	5	5	36	0%	36
	2022	-	10	4	1	1	2	1	4	2	6	5	-	36	↔	36
Other	2023	-	-	-	-	-	-	-	-	-	-	-	-	0	-100%	0
	2022	-	-	-	-	1	-	-	-	-	-	-	-	1	▼	1
Other Criminally Related Matters	2023	1	1	1	-	-	-	-	-	1	-	-	3	7	-30%	7
	2022	-	6	1	-	-	1	-	1	1	-	-	-	10	▼	10
Probates/Wills & Trusts - Level 1	2023	1	-	-	-	-	-	-	-	-	-	-	-	1	1	1
	2022	-	-	-	-	-	-	-	-	-	-	-	-	0	↔	0
Probates/Wills & Trusts - Level 2	2023	-	-	-	-	-	-	-	-	-	-	-	-	0	-100%	0
	2022	-	1	-	-	-	-	-	1	-	-	-	-	2	▼	2
Uncontested Divorce	2023	-	-	-	-	-	-	1	1	-	-	1	-	3	-79%	3
	2022	-	1	1	3	3	2	-	-	2	2	-	-	14	▼	14

This report reflects data in the case management system. Numbers will update accordingly as reports are refreshed and posted.

PLN-CCMS-10.11 CASELOAD STATISTICS OF THE CIRCUIT COURTS

Mecklenburg

January 2022 -- December 2023 Dispositions

Alexandria and Fairfax Circuit are not Included in State Totals

Dashboard

Court: Mecklenburg Circuit
Start/End Date: Jan-22 / Dec-23
2022 Average Month: 221
Jan-Dec 2022: 2,651
Dispositions Trending: ▲

Circuit/Court ID: 10 210117
Type of Case: Dispositions
2023 Average Month:254
Jan-Dec 2023 : 3,051
Overall AVG. Month: 238

Monthly Dispositions Summary

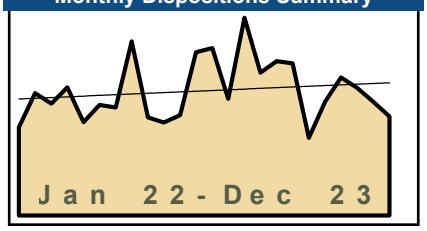

Jan --- Dec Dispositions

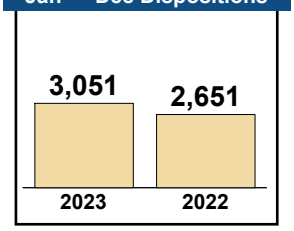

Dispositions by Division

Divisions		Jan	Feb	Mar	Apr	May	Jun	Jul	Aug	Sep	Oct	Nov	Dec	Thru Dec	% Change	Total
Total	2023	319	222	377	272	294	290	148	217	263	243	217	189	3,051	15%	3,051
	2022	168	233	213	244	178	211	206	332	187	177	191	311	2,651	▲	2,651
Civil	2023	35	33	83	45	41	49	39	36	46	33	34	42	516	-9%	516
	2022	21	38	45	58	39	43	40	34	48	34	24	141	565	▼	565
Criminal	2023	146	63	165	100	133	141	65	78	140	105	114	73	1,323	20%	1,323
	2022	67	127	74	96	53	91	97	221	55	69	76	75	1,101	▲	1,101
Concealed Handgun Permits	2023	99	84	74	88	76	63	19	69	40	68	47	34	761	28%	761
	2022	46	43	54	64	50	52	41	48	48	42	57	49	594	▲	594
Miscellaneous/ Other	2023	39	42	55	39	44	37	25	34	37	37	22	40	451	15%	451
	2022	34	25	40	26	36	25	28	29	36	32	34	46	391	▲	391

Dispositions by Case Category

Case Categories		Jan	Feb	Mar	Apr	May	Jun	Jul	Aug	Sep	Oct	Nov	Dec	Thru Dec	% Change	Total
Administrative Law	2023	-	1	-	-	-	-	-	1	-	1	-	-	3	-25%	3
	2022	-	1	-	1	1	-	-	-	-	-	-	1	4	▼	4
Aggravated Murder	2023	-	1	6	-	-	6	-	-	-	-	-	-	13	-28%	13
	2022	-	6	-	-	-	-	-	12	-	-	-	-	18	▼	18
Contested Divorce	2023	7	8	13	17	13	12	9	8	11	6	5	7	116	-6%	116
	2022	4	6	11	15	13	13	12	7	8	8	9	18	124	▼	124
Domestic and Family - Level 1	2023	6	4	5	3	2	3	4	3	12	5	9	2	58	263%	58
	2022	-	3	-	-	1	2	-	1	3	1	2	3	16	▲	16
Domestic and Family - Level 2	2023	3	1	1	-	-	1	-	2	1	-	1	-	10	-9%	10
	2022	-	2	1	1	1	1	1	1	-	1	-	2	11	▼	11
Felonies and Related Matters	2023	106	42	86	86	67	98	39	52	106	66	82	55	885	18%	885
	2022	50	91	40	62	42	55	56	172	32	49	51	48	748	▲	748
General Civil	2023	-	-	-	-	-	-	-	-	-	-	-	-	0	-100%	0
	2022	-	-	-	-	-	-	-	-	-	-	-	1	1	▼	1
General Civil - Level 1	2023	-	-	-	-	-	2	1	1	-	-	-	-	4	300%	4
	2022	-	-	-	1	-	-	-	-	-	-	-	-	1	▲	1
General Civil - Level 2	2023	3	2	3	1	1	5	4	4	3	1	3	9	39	11%	39
	2022	2	1	1	7	1	3	2	-	7	2	1	8	35	▲	35
General Civil - Level 3	2023	-	-	34	4	3	3	1	1	1	1	1	5	54	-50%	54
	2022	2	1	4	3	2	-	1	2	4	2	1	87	109	▼	109
Miscellaneous Civil	2023	111	90	91	107	88	79	25	84	56	83	51	62	927	23%	927
	2022	61	48	66	74	62	69	52	61	62	51	72	74	752	▲	752
Misdemeanor	2023	38	17	62	14	35	33	17	21	30	36	28	18	349	26%	349
	2022	17	20	33	33	7	28	40	26	19	17	20	16	276	▲	276
Other	2023	27	36	37	19	31	18	15	19	19	22	17	12	272	25%	272
	2022	19	20	27	16	22	9	14	15	18	22	18	17	217	▲	217
Other Criminally Related Matters	2023	2	3	11	-	32	4	9	5	4	3	4	-	77	20%	77
	2022	-	10	2	1	4	8	4	11	5	3	5	11	64	▲	64
Probates/Wills & Trusts - Level 1	2023	1	-	2	-	1	1	-	2	1	-	-	-	8	167%	8
	2022	-	2	-	-	1	-	-	-	-	-	-	-	3	▲	3
Probates/Wills & Trusts - Level 2	2023	1	2	3	-	-	1	1	-	-	-	-	5	13	-28%	13
	2022	1	2	1	1	4	2	1	-	1	2	1	2	18	▼	18
Protective Orders	2023	-	-	-	-	1	-	-	-	-	-	-	-	1	1	1
	2022	-	-	-	-	-	-	-	-	-	-	-	-	0	↔	0
Uncontested Divorce	2023	14	15	23	21	20	24	23	14	19	19	16	14	222	-13%	222
	2022	12	20	27	29	17	21	23	24	28	19	11	23	254	▼	254

This report reflects data in the case management system. Numbers will update accordingly as reports are refreshed and posted.

PLN-CCMS-10.11 CASELOAD STATISTICS OF THE CIRCUIT COURTS

Prince Edward

January 2022 -- December 2023 Dispositions

Alexandria and Fairfax Circuit are not Included in State Totals

Dashboard

Court: Prince Edward Circuit
Start/End Date: Jan-22 / Dec-23
2022 Average Month: 136
Jan-Dec 2022: 1,637
Dispositions Trending: ▼

Circuit/Court ID: 10 210147
Type of Case: Dispositions
2023 Average Month:123
Jan-Dec 2023 : 1,477
Overall AVG. Month: 130

Monthly Dispositions Summary

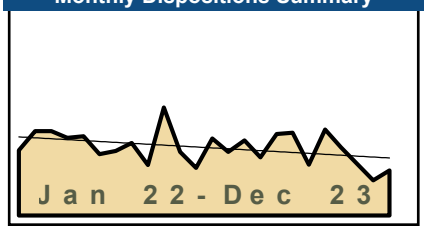

Jan --- Dec Dispositions

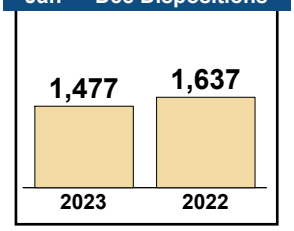

Dispositions by Division

Divisions		Jan	Feb	Mar	Apr	May	Jun	Jul	Aug	Sep	Oct	Nov	Dec	Thru Dec	% Change	Total
Total	2023	147	121	143	111	155	158	97	164	130	98	67	86	1,477	-10%	1,477
	2022	124	161	161	148	151	117	123	138	96	206	121	91	1,637	▼	1,637
Civil	2023	15	6	8	6	8	26	13	7	11	10	6	7	123	-21%	123
	2022	11	35	7	14	9	12	5	16	14	15	9	8	155	▼	155
Criminal	2023	66	49	79	58	94	74	44	101	81	40	27	43	756	-11%	756
	2022	60	64	81	84	96	55	95	56	31	134	62	33	851	▼	851
Concealed Handgun Permits	2023	30	53	35	28	28	21	14	32	22	36	21	24	344	7%	344
	2022	26	22	43	26	19	31	11	37	31	30	19	26	321	▲	321
Miscellaneous/ Other	2023	36	13	21	19	25	37	26	24	16	12	13	12	254	-18%	254
	2022	27	40	30	24	27	19	12	29	20	27	31	24	310	▼	310

Dispositions by Case Category

Case Categories		Jan	Feb	Mar	Apr	May	Jun	Jul	Aug	Sep	Oct	Nov	Dec	Thru Dec	% Change	Total
Administrative Law	2023	-	-	1	-	-	-	-	-	-	-	-	-	1	0%	1
	2022	-	1	-	-	-	-	-	-	-	-	-	-	1	↔	1
Aggravated Murder	2023	1	-	-	-	-	1	-	-	-	-	-	-	2	2	2
	2022	-	-	-	-	-	-	-	-	-	-	-	-	0	↔	0
Contested Divorce	2023	1	2	3	-	2	1	2	1	1	1	-	2	16	0%	16
	2022	2	3	2	1	-	1	-	1	2	2	1	1	16	↔	16
Domestic and Family - Level 1	2023	3	1	-	2	-	-	2	-	1	2	1	1	13	-24%	13
	2022	1	1	-	3	2	-	-	2	4	4	-	-	17	▼	17
Domestic and Family - Level 2	2023	-	-	-	-	-	-	-	-	-	-	-	-	0	-100%	0
	2022	-	1	-	1	1	1	-	-	1	1	2	-	8	▼	8
Felonies and Related Matters	2023	45	36	54	50	80	50	24	46	63	25	21	27	521	-12%	521
	2022	37	45	58	44	70	40	77	45	23	90	38	22	589	▼	589
General Civil - Level 1	2023	-	-	1	-	-	-	-	-	-	-	1	-	2	-50%	2
	2022	-	1	-	-	-	-	-	-	1	-	2	-	4	▼	4
General Civil - Level 2	2023	1	1	1	-	2	9	1	2	2	1	1	1	22	-19%	22
	2022	-	8	-	3	2	3	-	4	3	3	1	-	27	▼	27
General Civil - Level 3	2023	3	1	1	-	-	8	1	2	-	2	-	1	19	-50%	19
	2022	2	18	2	1	1	2	1	2	1	2	2	4	38	▼	38
Miscellaneous Civil	2023	36	56	42	36	36	38	25	44	31	42	22	25	433	1%	433
	2022	32	34	57	32	27	40	17	44	43	38	32	31	427	▲	427
Misdemeanor	2023	17	13	25	8	14	19	17	53	15	13	5	11	210	-14%	210
	2022	22	17	22	37	25	14	17	10	6	43	20	11	244	▼	244
Other	2023	30	9	14	11	17	16	17	12	8	7	13	10	164	-15%	164
	2022	21	22	15	17	19	10	6	21	8	17	18	19	193	▼	193
Other Criminally Related Matters	2023	3	-	-	-	-	5	3	2	3	2	1	5	24	26%	24
	2022	1	3	1	3	1	1	1	1	2	1	4	-	19	▲	19
Probates/Wills & Trusts - Level 1	2023	1	-	-	-	-	-	-	-	-	-	-	-	1	-67%	1
	2022	-	-	-	1	-	-	1	1	-	-	-	-	3	▼	3
Probates/Wills & Trusts - Level 2	2023	1	1	-	-	1	1	-	-	1	-	-	1	6	0%	6
	2022	-	2	-	-	-	2	1	1	-	-	-	-	6	↔	6
Protective Orders	2023	1	-	-	-	-	-	-	-	1	-	-	2	4	-33%	4
	2022	-	1	-	1	-	1	-	-	-	2	-	1	6	▼	6
Uncontested Divorce	2023	4	1	1	4	3	10	5	2	4	3	2	-	39	0%	39
	2022	6	4	4	4	3	2	2	6	2	3	1	2	39	↔	39

This report reflects data in the case management system. Numbers will update accordingly as reports are refreshed and posted.

PLN-CCMS-10.11 CASELOAD STATISTICS OF THE CIRCUIT COURTS

Amelia

January 2022 -- December 2023 Dispositions

Alexandria and Fairfax Circuit are not Included in State Totals

Dashboard

Court: Amelia Circuit
Start/End Date: Jan-22 / Dec-23
2022 Average Month: 75
Jan-Dec 2022: 903
Dispositions Trending: ↔

Circuit/Court ID: 11 211007
Type of Case: Dispositions
2023 Average Month:75
Jan-Dec 2023 : 905
Overall AVG. Month: 75

Monthly Dispositions Summary

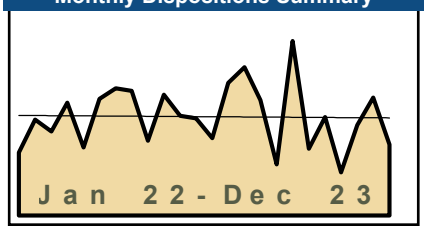

Jan --- Dec Dispositions

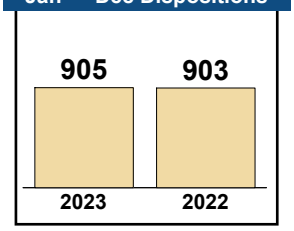

Dispositions by Division

Divisions		Jan	Feb	Mar	Apr	May	Jun	Jul	Aug	Sep	Oct	Nov	Dec	Thru Dec	% Change	Total
Total	2023	59	101	113	88	39	133	51	75	33	69	90	54	905	0%	905
	2022	48	73	64	86	52	89	97	95	57	92	76	74	903	▲	903
Civil	2023	6	10	9	10	5	19	6	12	1	8	4	11	101	5%	101
	2022	6	3	5	8	6	13	9	11	2	12	13	8	96	▲	96
Criminal	2023	18	29	30	38	7	64	5	25	6	30	32	14	298	13%	298
	2022	10	38	16	35	19	22	26	36	12	27	3	19	263	▲	263
Concealed Handgun Permits	2023	26	47	58	31	22	33	32	27	22	19	50	16	383	-15%	383
	2022	21	23	37	35	16	46	54	41	41	43	55	37	449	▼	449
Miscellaneous/ Other	2023	9	15	16	9	5	17	8	11	4	12	4	13	123	29%	123
	2022	11	9	6	8	11	8	8	7	2	10	5	10	95	▲	95

Dispositions by Case Category

Case Categories		Jan	Feb	Mar	Apr	May	Jun	Jul	Aug	Sep	Oct	Nov	Dec	Thru Dec	% Change	Total
Administrative Law	2023	-	-	-	-	-	-	-	1	-	-	-	-	1	1	1
	2022	-	-	-	-	-	-	-	-	-	-	-	-	0	↔	0
Contested Divorce	2023	-	1	-	1	1	6	-	2	-	-	-	2	13	44%	13
	2022	-	-	2	-	1	-	1	1	-	3	1	-	9	▲	9
Domestic and Family - Level 1	2023	-	-	-	1	-	1	3	-	-	-	-	3	8	-20%	8
	2022	1	-	-	1	-	3	1	4	-	-	-	-	10	▼	10
Domestic and Family - Level 2	2023	1	-	1	-	-	-	-	-	-	-	-	-	2	100%	2
	2022	-	-	-	-	-	1	-	-	-	-	-	-	1	▲	1
Felonies and Related Matters	2023	14	16	18	33	3	53	2	12	3	25	21	8	208	37%	208
	2022	6	12	9	20	12	12	16	24	7	18	1	15	152	▲	152
General Civil - Level 1	2023	-	-	-	-	-	-	-	1	-	-	-	-	1	0%	1
	2022	1	-	-	-	-	-	-	-	-	-	-	-	1	↔	1
General Civil - Level 2	2023	2	5	6	1	1	4	2	5	1	1	2	4	34	36%	34
	2022	2	2	2	4	1	3	3	1	-	4	-	3	25	▲	25
General Civil - Level 3	2023	4	2	1	1	-	1	1	-	-	3	-	2	15	-35%	15
	2022	1	-	1	1	1	-	2	1	1	2	9	4	23	▼	23
Miscellaneous Civil	2023	31	53	61	37	26	45	38	33	26	28	51	25	454	-9%	454
	2022	26	30	42	42	21	49	58	43	42	50	57	40	500	▼	500
Misdemeanor	2023	4	12	13	5	3	14	2	13	2	5	10	4	87	0%	87
	2022	4	9	6	10	7	10	9	18	3	7	2	2	87	↔	87
Other	2023	2	5	10	5	-	5	1	5	-	2	3	2	40	25%	40
	2022	6	1	-	-	5	5	2	3	1	1	3	5	32	▲	32
Other Criminally Related Matters	2023	-	1	1	-	1	1	1	1	1	-	1	2	10	-68%	10
	2022	-	17	1	5	-	-	1	-	2	2	-	3	31	▼	31
Probates/Wills & Trusts - Level 1	2023	-	-	-	-	-	-	-	-	-	1	-	-	1	1	1
	2022	-	-	-	-	-	-	-	-	-	-	-	-	0	↔	0
Probates/Wills & Trusts - Level 2	2023	-	1	2	-	-	-	-	-	-	3	-	1	7	0%	7
	2022	-	-	-	1	-	2	1	-	-	1	2	-	7	↔	7
Uncontested Divorce	2023	1	5	-	4	4	3	1	2	-	1	2	1	24	-4%	24
	2022	1	2	1	2	4	4	3	-	1	4	1	2	25	▼	25

This report reflects data in the case management system. Numbers will update accordingly as reports are refreshed and posted.

PLN-CCMS-10.11 CASELOAD STATISTICS OF THE CIRCUIT COURTS

Dinwiddie

January 2022 -- December 2023 Dispositions

Alexandria and Fairfax Circuit are not included in State Totals

Dashboard

Court: Dinwiddie Circuit
Start/End Date: Jan-22 / Dec-23
2022 Average Month: 141
Jan-Dec 2022: 1,686
Dispositions Trending: ▲

Circuit/Court ID: 11 211053
Type of Case: Dispositions
2023 Average Month:147
Jan-Dec 2023 : 1,760
Overall AVG. Month: 144

Monthly Dispositions Summary

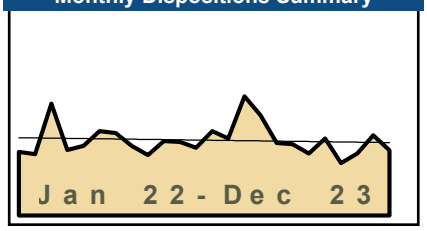

Jan --- Dec Dispositions

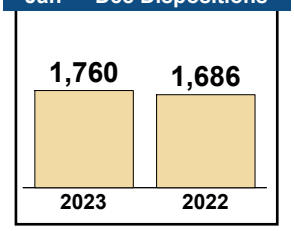

Dispositions by Division

Divisions		Jan	Feb	Mar	Apr	May	Jun	Jul	Aug	Sep	Oct	Nov	Dec	Thru Dec	% Change	Total
Total	2023	161	147	227	191	138	136	118	147	100	118	153	124	1,760	4%	1,760
	2022	121	117	213	125	133	161	157	133	115	142	140	129	1,686	▲	1,686
Civil	2023	14	26	29	22	16	13	17	28	13	23	17	16	234	-10%	234
	2022	11	21	30	31	16	20	17	26	19	23	14	31	259	▼	259
Criminal	2023	71	51	68	74	54	65	42	31	43	27	61	47	634	-3%	634
	2022	37	49	85	50	46	71	59	51	44	65	57	39	653	▼	653
Concealed Handgun Permits	2023	65	55	120	74	55	46	40	68	38	54	64	46	725	17%	725
	2022	58	34	81	30	61	47	67	43	44	44	58	51	618	▲	618
Miscellaneous/ Other	2023	11	15	10	21	13	12	19	20	6	14	11	15	167	7%	167
	2022	15	13	17	14	10	23	14	13	8	10	11	8	156	▲	156

Dispositions by Case Category

Case Categories		Jan	Feb	Mar	Apr	May	Jun	Jul	Aug	Sep	Oct	Nov	Dec	Thru Dec	% Change	Total
Administrative Law	2023	-	-	-	-	-	-	-	-	-	-	-	-	0	-100%	0
	2022	-	-	1	1	-	-	1	-	-	-	-	-	3	▼	3
Aggravated Murder	2023	-	-	-	-	-	-	-	-	-	1	-	-	1	0%	1
	2022	-	-	1	-	-	-	-	-	-	-	-	-	1	↔	1
Contested Divorce	2023	3	4	1	1	4	1	1	-	1	1	-	2	19	0%	19
	2022	1	2	-	1	2	-	2	4	1	3	1	2	19	↔	19
Domestic and Family - Level 1	2023	4	1	7	1	-	1	2	7	2	-	-	2	27	-18%	27
	2022	3	7	3	1	1	1	-	3	2	2	3	7	33	▼	33
Domestic and Family - Level 2	2023	1	1	5	1	2	1	3	1	1	7	2	1	26	-32%	26
	2022	1	3	1	5	-	4	3	4	1	6	-	10	38	▼	38
Felonies and Related Matters	2023	44	35	35	52	27	37	20	22	14	9	33	26	354	0%	354
	2022	22	21	43	22	25	37	38	33	24	39	35	16	355	▼	355
General Civil - Level 1	2023	-	-	-	-	-	-	-	-	-	-	-	2	2	100%	2
	2022	-	-	1	-	-	-	-	-	-	-	-	-	1	▲	1
General Civil - Level 2	2023	2	3	4	5	3	3	5	7	4	7	3	3	49	23%	49
	2022	1	1	2	7	5	6	1	3	2	6	4	2	40	▲	40
General Civil - Level 3	2023	1	5	4	12	3	3	1	5	-	1	6	5	46	53%	46
	2022	2	1	4	6	3	1	5	3	2	1	1	1	30	▲	30
Miscellaneous Civil	2023	73	69	132	94	67	57	60	87	45	69	73	60	886	15%	886
	2022	71	47	101	41	71	69	80	54	54	53	69	58	768	▲	768
Misdemeanor	2023	20	11	26	21	23	23	13	10	24	11	26	16	224	-9%	224
	2022	14	19	37	22	17	25	17	13	18	26	20	17	245	▼	245
Other	2023	-	3	-	-	-	-	-	-	1	1	2	1	8	-53%	8
	2022	1	1	1	1	1	3	1	2	2	1	1	2	17	▼	17
Other Criminally Related Matters	2023	7	7	8	1	4	5	9	2	5	6	2	5	61	7%	61
	2022	1	9	4	9	4	9	5	5	2	-	2	7	57	▲	57
Probates/Wills & Trusts - Level 1	2023	-	-	-	-	-	-	-	-	-	-	-	-	0	-100%	0
	2022	-	-	-	-	-	-	-	-	-	1	-	-	1	▼	1
Probates/Wills & Trusts - Level 2	2023	-	2	-	-	-	3	-	1	-	1	-	-	7	-22%	7
	2022	1	-	1	4	-	-	-	2	1	-	-	-	9	▼	9
Uncontested Divorce	2023	6	6	5	3	5	2	4	5	3	4	6	1	50	-28%	50
	2022	3	6	13	5	4	6	4	7	6	4	4	7	69	▼	69

This report reflects data in the case management system. Numbers will update accordingly as reports are refreshed and posted.

PLN-CCMS-10.11 CASELOAD STATISTICS OF THE CIRCUIT COURTS

Nottoway

January 2022 -- December 2023 Dispositions

Alexandria and Fairfax Circuit are not Included in State Totals

Dashboard

Court: Nottoway Circuit
Start/End Date: Jan-22 / Dec-23
2022 Average Month: 73
Jan-Dec 2022: 879
Dispositions Trending: ▲

Circuit/Court ID: 11 211135
Type of Case: Dispositions
2023 Average Month:92
Jan-Dec 2023 : 1,107
Overall AVG. Month: 83

Monthly Dispositions Summary

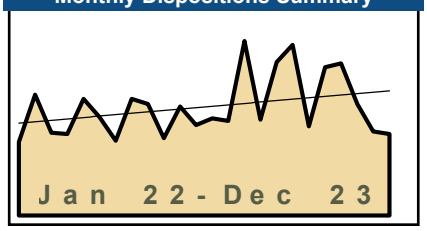

Jan --- Dec Dispositions

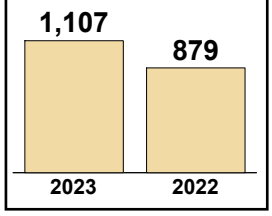

Dispositions by Division

Divisions		Jan	Feb	Mar	Apr	May	Jun	Jul	Aug	Sep	Oct	Nov	Dec	Thru Dec	% Change	Total
Total	2023	74	72	133	73	117	130	68	113	116	85	64	62	1,107	26%	1,107
	2022	56	92	63	62	89	75	57	89	85	59	83	69	879	▲	879
Civil	2023	16	10	14	6	15	12	22	12	15	10	13	6	151	31%	151
	2022	9	19	8	4	15	5	12	9	4	6	15	9	115	▲	115
Criminal	2023	15	20	48	31	65	75	12	57	66	30	12	28	459	49%	459
	2022	21	26	23	22	35	18	20	42	33	29	17	23	309	▲	309
Concealed Handgun Permits	2023	31	29	48	25	25	34	19	30	17	29	19	21	327	9%	327
	2022	12	26	17	25	24	29	14	30	31	19	43	30	300	▲	300
Miscellaneous/ Other	2023	12	13	23	11	12	9	15	14	18	16	20	7	170	10%	170
	2022	14	21	15	11	15	23	11	8	17	5	8	7	155	▲	155

Dispositions by Case Category

Case Categories		Jan	Feb	Mar	Apr	May	Jun	Jul	Aug	Sep	Oct	Nov	Dec	Thru Dec	% Change	Total
Administrative Law	2023	-	-	-	1	-	-	-	-	-	-	-	1	2	100%	2
	2022	-	1	-	-	-	-	-	-	-	-	-	-	1	▲	1
Aggravated Murder	2023	-	-	-	-	-	-	-	-	1	-	-	-	1	1	1
	2022	-	-	-	-	-	-	-	-	-	-	-	-	0	↔	0
Contested Divorce	2023	1	1	1	1	1	1	-	3	1	-	1	-	11	0%	11
	2022	-	-	1	2	-	-	2	-	2	2	1	1	11	↔	11
Domestic and Family - Level 1	2023	-	-	-	-	-	-	5	-	6	1	-	-	12	-45%	12
	2022	-	6	2	-	2	1	8	-	1	1	-	1	22	▼	22
Domestic and Family - Level 2	2023	2	3	-	1	4	2	-	5	1	-	-	2	20	186%	20
	2022	-	1	-	-	2	-	-	1	-	-	2	1	7	▲	7
Felonies and Related Matters	2023	11	11	27	22	29	59	7	37	55	21	8	22	309	71%	309
	2022	12	13	12	11	25	9	12	20	23	13	13	18	181	▲	181
General Civil - Level 1	2023	-	-	-	-	-	-	1	-	-	-	-	-	1	0%	1
	2022	1	-	-	-	-	-	-	-	-	-	-	-	1	↔	1
General Civil - Level 2	2023	2	-	5	1	1	4	3	3	4	2	5	2	32	113%	32
	2022	3	-	2	2	-	-	1	-	3	-	2	2	15	▲	15
General Civil - Level 3	2023	3	4	4	2	3	1	9	1	1	1	5	1	35	13%	35
	2022	3	4	2	-	7	1	-	4	2	-	3	5	31	▲	31
Miscellaneous Civil	2023	40	38	62	31	35	37	28	38	26	37	30	22	424	8%	424
	2022	16	37	26	32	36	38	21	36	40	24	52	34	392	▲	392
Misdemeanor	2023	4	9	18	9	36	7	4	7	10	3	2	6	115	12%	115
	2022	8	8	10	9	9	8	5	22	5	13	4	2	103	▲	103
Other	2023	5	4	8	4	2	6	5	4	8	9	9	5	69	19%	69
	2022	9	9	4	4	4	13	3	2	4	1	3	2	58	▲	58
Other Criminally Related Matters	2023	1	-	3	-	-	13	2	13	-	6	2	-	40	60%	40
	2022	1	5	1	2	1	1	3	-	5	3	-	3	25	▲	25
Probates/Wills & Trusts - Level 1	2023	-	-	-	-	-	-	-	-	-	-	-	-	0	-100%	0
	2022	-	-	-	-	-	-	-	-	-	1	-	-	1	▼	1
Probates/Wills & Trusts - Level 2	2023	2	-	1	1	1	-	1	-	-	3	-	1	10	150%	10
	2022	-	2	-	-	2	-	-	-	-	-	-	-	4	▲	4
Uncontested Divorce	2023	3	2	4	-	5	-	3	2	3	2	2	-	26	-4%	26
	2022	3	6	3	-	1	4	2	4	-	1	3	-	27	▼	27

This report reflects data in the case management system. Numbers will update accordingly as reports are refreshed and posted.

PLN-CCMS-10.11 CASELOAD STATISTICS OF THE CIRCUIT COURTS

Powhatan

January 2022 -- December 2023 Dispositions

Alexandria and Fairfax Circuit are not included in State Totals

Dashboard

Court: Powhatan Circuit
Start/End Date: Jan-22 / Dec-23
2022 Average Month: 133
Jan-Dec 2022: 1,591
Dispositions Trending: ▲

Circuit/Court ID: 11 211145
Type of Case: Dispositions
2023 Average Month:151
Jan-Dec 2023 : 1,812
Overall AVG. Month: 142

Monthly Dispositions Summary

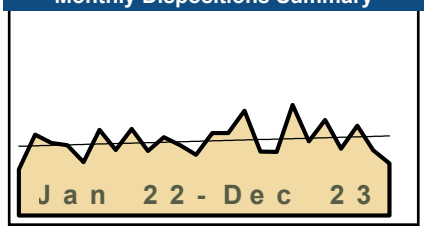

Jan --- Dec Dispositions

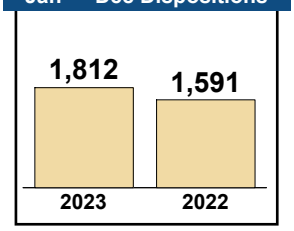

Dispositions by Division

Divisions		Jan	Feb	Mar	Apr	May	Jun	Jul	Aug	Sep	Oct	Nov	Dec	Thru Dec	% Change	Total
Total	2023	157	157	200	122	121	211	141	182	127	171	124	99	1,812	14%	1,812
	2022	88	154	138	134	102	163	125	165	123	149	134	116	1,591	▲	1,591
Civil	2023	14	16	15	13	12	34	17	25	17	25	9	15	212	18%	212
	2022	18	9	19	23	16	8	17	17	8	11	20	14	180	▲	180
Criminal	2023	22	29	20	16	14	51	41	33	12	36	1	5	280	12%	280
	2022	6	31	26	28	22	22	12	24	24	20	10	26	251	▲	251
Concealed Handgun Permits	2023	99	92	136	74	69	94	61	71	71	74	89	55	985	9%	985
	2022	48	89	65	56	46	110	76	91	71	101	89	60	902	▲	902
Miscellaneous/ Other	2023	22	20	29	19	26	32	22	53	27	36	25	24	335	30%	335
	2022	16	25	28	27	18	23	20	33	20	17	15	16	258	▲	258

Dispositions by Case Category

Case Categories		Jan	Feb	Mar	Apr	May	Jun	Jul	Aug	Sep	Oct	Nov	Dec	Thru Dec	% Change	Total
Administrative Law	2023	-	-	-	-	-	-	-	-	-	-	-	1	1	1	1
	2022	-	-	-	-	-	-	-	-	-	-	-	-	0	↔	0
Contested Divorce	2023	-	3	3	2	1	2	2	5	1	2	2	6	29	-12%	29
	2022	4	2	2	4	2	3	5	-	2	1	5	3	33	▼	33
Domestic and Family - Level 1	2023	2	5	1	-	1	10	3	2	-	5	-	-	29	53%	29
	2022	1	1	1	7	-	-	3	2	1	-	2	1	19	▲	19
Domestic and Family - Level 2	2023	-	-	2	1	-	1	-	-	1	-	1	-	6	-54%	6
	2022	1	-	3	-	2	1	1	2	-	2	-	1	13	▼	13
Felonies and Related Matters	2023	17	20	13	13	8	49	34	19	8	27	-	2	210	27%	210
	2022	5	24	12	17	13	20	7	13	16	9	9	20	165	▲	165
General Civil - Level 1	2023	-	2	-	-	-	3	-	1	-	-	-	1	7	7	7
	2022	-	-	-	-	-	-	-	-	-	-	-	-	0	↔	0
General Civil - Level 2	2023	3	3	-	5	4	9	2	8	5	8	4	-	51	46%	51
	2022	3	2	3	4	7	-	1	3	1	3	3	5	35	▲	35
General Civil - Level 3	2023	3	1	2	-	3	12	1	2	-	3	3	4	34	89%	34
	2022	3	-	8	2	1	1	-	1	-	-	1	1	18	▲	18
Miscellaneous Civil	2023	115	102	148	85	81	117	79	107	90	94	104	71	1,193	14%	1,193
	2022	59	105	74	72	59	117	83	114	85	110	98	71	1,047	▲	1,047
Misdemeanor	2023	5	9	4	2	6	2	6	13	5	10	1	2	65	-2%	65
	2022	1	7	8	10	9	2	3	9	7	8	1	1	66	▼	66
Other	2023	3	8	16	7	11	4	4	10	8	13	6	5	95	-3%	95
	2022	2	9	17	8	5	16	11	8	6	6	6	4	98	▼	98
Other Criminally Related Matters	2023	-	-	3	1	-	-	1	1	-	-	-	2	8	-67%	8
	2022	3	-	6	1	-	1	2	2	1	3	-	5	24	▼	24
Probates/Wills & Trusts - Level 1	2023	-	-	-	-	-	-	-	-	-	-	-	-	0	-100%	0
	2022	-	-	-	-	-	-	-	-	1	-	-	-	1	▼	1
Probates/Wills & Trusts - Level 2	2023	2	3	1	1	-	-	-	1	2	1	-	1	12	-20%	12
	2022	1	1	-	4	1	-	2	1	-	3	2	-	15	▼	15
Uncontested Divorce	2023	7	1	7	5	6	2	9	13	7	8	3	4	72	26%	72
	2022	5	3	4	5	3	2	7	10	3	4	7	4	57	▲	57

This report reflects data in the case management system. Numbers will update accordingly as reports are refreshed and posted.

PLN-CCMS-10.11 CASELOAD STATISTICS OF THE CIRCUIT COURTS

Petersburg

January 2022 -- December 2023 Dispositions

Alexandria and Fairfax Circuit are not Included in State Totals

Dashboard

Court: Petersburg Circuit
Start/End Date: Jan-22 / Dec-23
2022 Average Month: 209
Jan-Dec 2022: 2,513
Dispositions Trending: ▲

Circuit/Court ID: 11 211730
Type of Case: Dispositions
2023 Average Month:230
Jan-Dec 2023 : 2,764
Overall AVG. Month: 220

Monthly Dispositions Summary

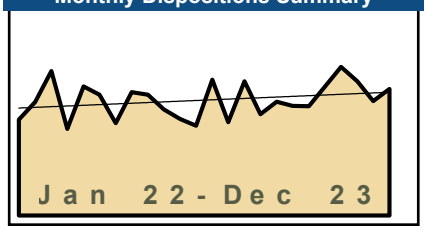

Jan --- Dec Dispositions

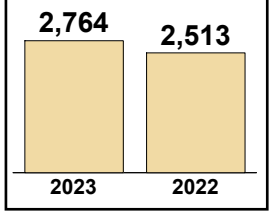

Dispositions by Division

Divisions		Jan	Feb	Mar	Apr	May	Jun	Jul	Aug	Sep	Oct	Nov	Dec	Thru Dec	% Change	Total
Total	2023	259	178	256	193	217	209	208	246	283	256	218	241	2,764	10%	2,764
	2022	183	216	275	165	246	230	176	235	230	202	184	171	2,513	▲	2,513
Civil	2023	39	21	20	39	42	36	40	41	24	33	47	23	405	-18%	405
	2022	42	40	52	44	30	38	34	50	39	38	44	42	493	▼	493
Criminal	2023	148	121	166	94	126	127	117	165	206	169	125	142	1,706	19%	1,706
	2022	96	135	167	76	160	145	112	124	109	117	93	97	1,431	▲	1,431
Concealed Handgun Permits	2023	45	13	46	24	20	19	30	20	37	16	30	50	350	10%	350
	2022	27	25	33	21	42	22	12	29	48	20	20	19	318	▲	318
Miscellaneous/ Other	2023	27	23	24	36	29	27	21	20	16	38	16	26	303	12%	303
	2022	18	16	23	24	14	25	18	32	34	27	27	13	271	▲	271

Dispositions by Case Category

Case Categories		Jan	Feb	Mar	Apr	May	Jun	Jul	Aug	Sep	Oct	Nov	Dec	Thru Dec	% Change	Total
Administrative Law	2023	-	-	-	1	-	-	-	-	-	-	-	-	1	-80%	1
	2022	1	-	1	-	-	-	2	-	-	-	1	-	5	▼	5
Aggravated Murder	2023	-	-	-	-	-	-	-	-	-	-	-	-	0	-100%	0
	2022	-	-	-	-	-	3	-	-	-	-	-	-	3	▼	3
Contested Divorce	2023	1	2	1	2	-	2	8	1	2	4	2	-	25	-22%	25
	2022	-	4	5	3	4	2	2	2	1	4	2	3	32	▼	32
Domestic and Family - Level 1	2023	2	-	1	1	-	-	3	-	1	-	7	-	15	-44%	15
	2022	4	3	3	1	-	1	2	2	1	5	3	2	27	▼	27
Domestic and Family - Level 2	2023	-	2	-	-	1	-	1	2	1	2	-	1	10	-23%	10
	2022	1	3	1	-	1	2	-	1	-	1	-	3	13	▼	13
Felonies and Related Matters	2023	95	80	103	58	93	86	65	88	118	109	71	88	1,054	30%	1,054
	2022	46	61	101	56	88	87	73	60	68	69	47	53	809	▲	809
General Civil - Level 1	2023	1	-	-	2	-	2	3	4	1	-	3	1	17	42%	17
	2022	-	3	-	1	-	-	1	2	1	-	2	2	12	▲	12
General Civil - Level 2	2023	18	10	3	15	10	13	9	13	8	7	12	10	128	-11%	128
	2022	16	13	13	8	7	14	12	13	11	13	11	13	144	▼	144
General Civil - Level 3	2023	11	5	9	8	17	15	12	15	5	15	18	7	137	-3%	137
	2022	11	7	15	15	9	10	5	16	16	10	18	9	141	▼	141
Miscellaneous Civil	2023	62	29	66	54	41	39	48	33	47	42	35	62	558	3%	558
	2022	40	39	51	43	54	43	27	57	72	43	44	30	543	▲	543
Misdemeanor	2023	45	26	47	23	37	20	28	55	72	51	28	40	472	18%	472
	2022	31	43	55	22	49	34	26	29	29	34	23	25	400	▲	400
Other	2023	7	4	3	3	5	4	1	5	5	11	11	11	70	150%	70
	2022	3	1	2	2	1	2	2	-	10	1	1	3	28	▲	28
Other Criminally Related Matters	2023	10	15	16	15	7	21	25	23	17	9	26	14	198	-19%	198
	2022	20	33	16	8	23	22	13	35	13	15	24	22	244	▼	244
Probates/Wills & Trusts - Level 1	2023	-	-	-	-	-	-	-	-	-	-	-	-	0	-100%	0
	2022	1	-	-	-	1	-	-	-	-	-	-	-	2	▼	2
Probates/Wills & Trusts - Level 2	2023	2	2	2	3	2	-	1	1	1	3	1	-	18	-42%	18
	2022	3	2	3	2	1	3	4	5	4	2	1	1	31	▼	31
Protective Orders	2023	-	-	-	-	-	-	-	-	-	-	-	1	1	1	1
	2022	-	-	-	-	-	-	-	-	-	-	-	-	0	↔	0
Uncontested Divorce	2023	5	3	5	8	4	7	4	6	5	3	4	6	60	-24%	60
	2022	6	4	9	4	8	7	7	13	4	5	7	5	79	▼	79

This report reflects data in the case management system. Numbers will update accordingly as reports are refreshed and posted.

PLN-CCMS-10.11 CASELOAD STATISTICS OF THE CIRCUIT COURTS

Chesterfield

January 2022 -- December 2023 Dispositions

Alexandria and Fairfax Circuit are not Included in State Totals

Dashboard

Court: Chesterfield Circuit
Start/End Date: Jan-22 / Dec-23
2022 Average Month: 1,676
Jan-Dec 2022: 20,113
Dispositions Trending: ▲

Circuit/Court ID: 12 212041
Type of Case: Dispositions
2023 Average Month:1,777
Jan-Dec 2023 : 21,321
Overall AVG. Month: 1,726

Monthly Dispositions Summary



Jan --- Dec Dispositions

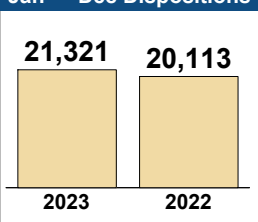

Dispositions by Division

Divisions		Jan	Feb	Mar	Apr	May	Jun	Jul	Aug	Sep	Oct	Nov	Dec	Thru Dec	% Change	Total
Total	2023	1,818	1,788	2,169	1,829	2,054	1,757	1,619	1,848	1,573	1,713	1,607	1,546	21,321	6%	21,321
	2022	1,420	1,555	1,919	1,581	1,565	1,466	1,750	1,706	1,924	1,819	1,659	1,749	20,113	▲	20,113
Civil	2023	221	178	246	191	278	216	241	206	183	251	197	188	2,596	0%	2,596
	2022	205	222	257	239	234	172	262	195	202	207	205	194	2,594	▲	2,594
Criminal	2023	370	364	446	309	434	480	325	409	358	459	407	364	4,725	1%	4,725
	2022	340	364	478	379	341	327	384	310	547	430	371	402	4,673	▲	4,673
Concealed Handgun Permits	2023	588	606	716	649	541	410	449	516	394	418	451	423	6,161	8%	6,161
	2022	370	415	452	435	446	374	509	590	509	584	459	574	5,717	▲	5,717
Miscellaneous/ Other	2023	639	640	761	680	801	651	604	717	638	585	552	571	7,839	10%	7,839
	2022	505	554	732	528	544	593	595	611	666	598	624	579	7,129	▲	7,129

Dispositions by Case Category

Case Categories		Jan	Feb	Mar	Apr	May	Jun	Jul	Aug	Sep	Oct	Nov	Dec	Thru Dec	% Change	Total
Administrative Law	2023	-	1	-	2	3	1	1	2	1	5	1	2	19	27%	19
	2022	-	-	1	4	1	-	-	2	1	2	3	1	15	▲	15
Aggravated Murder	2023	-	-	-	-	-	-	-	1	1	-	-	-	2	-33%	2
	2022	-	-	-	-	-	-	-	1	-	1	1	-	3	▼	3
Contested Divorce	2023	35	27	24	27	38	23	28	24	16	21	24	17	304	-5%	304
	2022	23	19	34	42	30	24	31	21	23	24	25	25	321	▼	321
Domestic and Family - Level 1	2023	30	12	27	24	28	18	28	30	14	30	28	19	288	-17%	288
	2022	29	30	41	39	25	24	33	26	24	23	32	20	346	▼	346
Domestic and Family - Level 2	2023	7	7	7	6	9	4	6	12	4	10	9	5	86	19%	86
	2022	4	8	9	10	6	6	7	5	1	5	4	7	72	▲	72
Felonies and Related Matters	2023	220	257	291	198	272	290	229	282	221	312	257	242	3,071	3%	3,071
	2022	209	219	327	236	238	220	231	182	360	282	229	247	2,980	▲	2,980
General Civil - Level 1	2023	1	-	-	2	4	1	3	4	2	2	1	1	21	0%	21
	2022	2	1	3	-	3	2	4	1	1	1	-	3	21	↔	21
General Civil - Level 2	2023	49	39	70	39	64	73	76	52	56	79	44	66	707	5%	707
	2022	65	72	61	64	67	25	65	49	39	59	51	55	672	▲	672
General Civil - Level 3	2023	12	19	25	34	23	14	24	22	31	25	30	18	277	13%	277
	2022	15	16	20	14	15	14	22	28	35	27	15	25	246	▲	246
Miscellaneous Civil	2023	758	734	882	777	716	530	634	679	532	575	578	602	7,997	7%	7,997
	2022	510	566	615	565	580	527	629	727	705	755	590	711	7,480	▲	7,480
Misdemeanor	2023	113	83	113	79	139	152	78	94	110	131	123	97	1,312	-2%	1,312
	2022	98	118	121	109	77	80	123	95	158	121	102	135	1,337	▼	1,337
Other	2023	474	512	597	544	634	532	418	553	502	423	424	379	5,992	13%	5,992
	2022	365	405	569	395	410	436	471	462	463	422	488	440	5,326	▲	5,326
Other Criminally Related Matters	2023	40	24	44	34	37	42	19	35	27	27	29	27	385	3%	385
	2022	35	29	32	34	27	28	33	34	29	30	42	22	375	▲	375
Probates/Wills & Trusts - Level 1	2023	1	1	3	1	1	3	-	-	1	1	-	-	12	-20%	12
	2022	-	1	2	-	1	3	2	-	1	-	3	2	15	▼	15
Probates/Wills & Trusts - Level 2	2023	9	8	12	16	11	20	11	6	7	6	9	11	126	35%	126
	2022	11	5	9	10	7	6	10	10	12	8	4	1	93	▲	93
Protective Orders	2023	3	2	-	4	-	5	-	-	2	3	1	1	21	0%	21
	2022	1	5	2	1	-	1	2	2	2	4	1	-	21	↔	21
Uncontested Divorce	2023	66	62	74	42	75	49	64	52	46	63	49	59	701	-11%	701
	2022	53	61	73	58	78	70	87	61	70	55	69	55	790	▼	790

This report reflects data in the case management system. Numbers will update accordingly as reports are refreshed and posted.

PLN-CCMS-10.11 CASELOAD STATISTICS OF THE CIRCUIT COURTS

Colonial Heights

January 2022 -- December 2023 Dispositions

Alexandria and Fairfax Circuit are not Included in State Totals

Dashboard

Court: Colonial Heights Circuit
Start/End Date: Jan-22 / Dec-23
2022 Average Month: 115
Jan-Dec 2022: 1,378
Dispositions Trending: ↔

Circuit/Court ID: 12 212570
Type of Case: Dispositions
2023 Average Month:116
Jan-Dec 2023 : 1,391
Overall AVG. Month: 115

Monthly Dispositions Summary

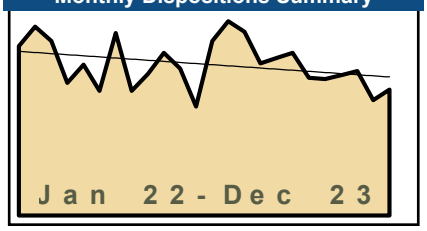

Jan --- Dec Dispositions

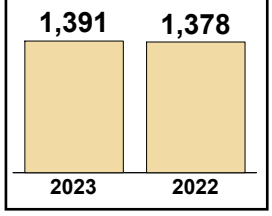

Dispositions by Division

Divisions		Jan	Feb	Mar	Apr	May	Jun	Jul	Aug	Sep	Oct	Nov	Dec	Thru Dec	% Change	Total
Total	2023	133	148	140	116	120	124	105	104	107	110	88	96	1,391	1%	1,391
	2022	129	144	133	101	115	95	139	95	108	124	112	83	1,378	▲	1,378
Civil	2023	10	12	5	16	9	10	6	6	5	18	6	2	105	-14%	105
	2022	17	5	19	5	10	16	11	13	4	10	8	4	122	▼	122
Criminal	2023	71	62	88	46	68	70	57	62	84	58	56	66	788	3%	788
	2022	40	109	64	74	66	59	78	48	55	73	65	36	767	▲	767
Concealed Handgun Permits	2023	33	47	31	42	29	30	20	26	14	21	22	25	340	37%	340
	2022	18	23	27	15	16	9	33	20	27	25	18	17	248	▲	248
Miscellaneous/ Other	2023	19	27	16	12	14	14	22	10	4	13	4	3	158	-34%	158
	2022	54	7	23	7	23	11	17	14	22	16	21	26	241	▼	241

Dispositions by Case Category

Case Categories		Jan	Feb	Mar	Apr	May	Jun	Jul	Aug	Sep	Oct	Nov	Dec	Thru Dec	% Change	Total
Administrative Law	2023	-	-	-	-	-	1	-	-	-	-	-	-	1	1	1
	2022	-	-	-	-	-	-	-	-	-	-	-	-	0	↔	0
Contested Divorce	2023	2	1	-	3	-	1	-	2	-	2	-	-	11	57%	11
	2022	1	-	1	-	2	-	-	2	-	-	1	-	7	▲	7
Domestic and Family - Level 1	2023	3	-	-	1	-	-	-	-	-	3	-	-	7	-74%	7
	2022	4	1	2	-	3	6	1	3	2	3	-	2	27	▼	27
Domestic and Family - Level 2	2023	1	2	-	-	-	-	1	1	-	3	1	-	9	-57%	9
	2022	5	1	3	-	1	2	2	5	-	1	1	-	21	▼	21
Felonies and Related Matters	2023	53	43	61	24	54	52	42	39	60	41	46	56	571	15%	571
	2022	25	70	47	55	50	36	43	28	41	40	42	18	495	▲	495
General Civil - Level 1	2023	-	-	-	-	1	-	1	-	-	-	-	-	2	-33%	2
	2022	-	-	2	-	-	-	1	-	-	-	-	-	3	▼	3
General Civil - Level 2	2023	2	5	2	1	-	1	5	1	1	-	3	-	21	11%	21
	2022	2	-	4	-	2	-	-	4	3	2	1	1	19	▲	19
General Civil - Level 3	2023	1	1	1	1	3	1	5	2	-	1	1	-	17	0%	17
	2022	2	-	3	1	3	1	-	1	1	-	4	1	17	↔	17
Miscellaneous Civil	2023	41	63	36	51	38	35	32	34	17	34	23	28	432	24%	432
	2022	29	25	34	20	27	17	42	25	37	36	28	27	347	▲	347
Misdemeanor	2023	16	17	19	18	11	13	12	21	19	17	8	9	180	-22%	180
	2022	14	32	14	14	13	19	33	17	12	29	18	15	230	▼	230
Other	2023	9	8	8	4	5	9	2	-	-	-	1	-	46	-62%	46
	2022	42	6	11	2	8	4	8	4	10	4	7	15	121	▼	121
Other Criminally Related Matters	2023	2	3	8	4	3	5	3	2	5	3	4	1	43	2%	43
	2022	1	7	3	5	3	4	2	3	2	4	5	3	42	▲	42
Probates/Wills & Trusts - Level 1	2023	-	-	1	-	-	-	-	-	-	-	-	-	1	1	1
	2022	-	-	-	-	-	-	-	-	-	-	-	-	0	↔	0
Probates/Wills & Trusts - Level 2	2023	1	-	1	2	2	1	-	-	-	1	1	1	10	25%	10
	2022	1	-	2	1	-	1	-	1	-	1	-	1	8	▲	8
Protective Orders	2023	-	-	2	1	-	1	1	1	1	-	-	1	8	700%	8
	2022	-	-	-	-	-	-	-	1	-	-	-	-	1	▲	1
Uncontested Divorce	2023	2	5	1	6	3	4	1	1	4	5	-	-	32	-20%	32
	2022	3	2	7	3	3	5	7	1	-	4	5	-	40	▼	40

This report reflects data in the case management system. Numbers will update accordingly as reports are refreshed and posted.

PLN-CCMS-10.11 CASELOAD STATISTICS OF THE CIRCUIT COURTS

Richmond

January 2022 -- December 2023 Dispositions

Alexandria and Fairfax Circuit are not Included in State Totals

Dashboard

Court: Richmond Circuit
Start/End Date: Jan-22 / Dec-23
2022 Average Month: 1,027
Jan-Dec 2022: 12,320
Dispositions Trending: ↔

Circuit/Court ID: 13 213760
Type of Case: Dispositions
2023 Average Month:1,020
Jan-Dec 2023 : 12,242
Overall AVG. Month: 1,023

Monthly Dispositions Summary

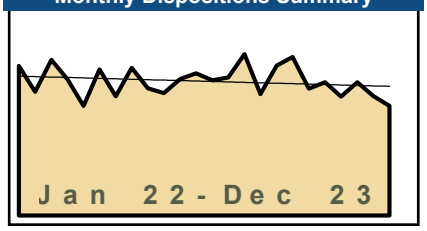

Jan --- Dec Dispositions

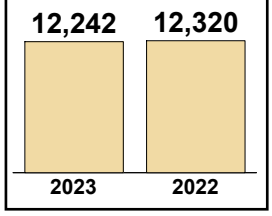

Dispositions by Division

Divisions		Jan	Feb	Mar	Apr	May	Jun	Jul	Aug	Sep	Oct	Nov	Dec	Thru Dec	% Change	Total
Total	2023	1,030	1,053	1,230	925	1,142	1,208	967	1,017	906	1,017	912	835	12,242	-1%	12,242
	2022	1,141	943	1,186	1,040	835	1,114	908	1,126	970	934	1,039	1,084	12,320	▼	12,320
Civil	2023	186	158	234	126	190	194	157	162	151	172	208	123	2,061	-16%	2,061
	2022	261	175	279	202	180	186	235	193	167	219	156	205	2,458	▼	2,458
Criminal	2023	423	368	428	393	321	380	336	371	344	319	259	321	4,263	1%	4,263
	2022	325	378	414	281	293	407	341	414	323	314	405	321	4,216	▲	4,216
Concealed Handgun Permits	2023	65	164	174	118	184	260	87	103	92	128	94	81	1,550	8%	1,550
	2022	147	29	171	186	69	153	3	172	116	79	188	125	1,438	▲	1,438
Miscellaneous/ Other	2023	356	363	394	288	447	374	387	381	319	398	351	310	4,368	4%	4,368
	2022	408	361	322	371	293	368	329	347	364	322	290	433	4,208	▲	4,208

Dispositions by Case Category

Case Categories		Jan	Feb	Mar	Apr	May	Jun	Jul	Aug	Sep	Oct	Nov	Dec	Thru Dec	% Change	Total
Administrative Law	2023	-	2	3	-	3	4	3	1	-	6	5	1	28	-15%	28
	2022	2	1	2	1	3	5	7	2	2	4	1	3	33	▼	33
Aggravated Murder	2023	-	-	-	-	-	-	-	-	2	-	-	-	2	0%	2
	2022	-	-	-	-	1	-	1	-	-	-	-	-	2	↔	2
Contested Divorce	2023	13	7	13	5	14	13	14	10	7	10	7	5	118	-16%	118
	2022	16	12	16	16	11	10	10	7	12	6	7	17	140	▼	140
Domestic and Family - Level 1	2023	4	10	16	12	12	15	10	11	20	14	9	4	137	14%	137
	2022	8	11	16	16	12	2	6	6	10	9	14	10	120	▲	120
Domestic and Family - Level 2	2023	17	11	16	10	15	20	6	20	16	5	14	12	162	2%	162
	2022	11	14	24	8	15	12	7	15	20	10	7	16	159	▲	159
Felonies and Related Matters	2023	367	304	332	323	245	309	264	281	251	249	206	257	3,388	1%	3,388
	2022	281	301	324	220	251	334	242	316	240	268	335	235	3,347	▲	3,347
General Civil	2023	-	-	-	-	-	-	-	-	-	-	-	-	0	-100%	0
	2022	-	-	1	-	-	-	-	-	-	-	-	-	1	▼	1
General Civil - Level 1	2023	6	5	4	3	-	6	4	3	1	5	7	6	50	-19%	50
	2022	7	5	5	4	8	2	7	4	3	4	6	7	62	▼	62
General Civil - Level 2	2023	87	71	79	70	88	82	71	57	78	95	129	70	977	-8%	977
	2022	109	61	98	82	83	86	96	93	69	110	74	101	1,062	▼	1,062
General Civil - Level 3	2023	40	48	78	26	32	43	25	54	23	38	32	23	462	-29%	462
	2022	57	62	76	52	44	53	78	48	36	60	41	40	647	▼	647
Miscellaneous Civil	2023	183	286	324	205	378	375	260	222	222	255	248	164	3,122	4%	3,122
	2022	290	183	298	333	188	288	113	318	264	188	306	246	3,015	▲	3,015
Misdemeanor	2023	32	46	63	42	52	40	41	52	64	46	37	42	557	-6%	557
	2022	39	59	68	41	24	44	66	68	50	26	45	61	591	▼	591
Other	2023	222	227	230	182	239	240	204	247	174	235	181	209	2,590	6%	2,590
	2022	268	193	181	204	149	221	205	184	205	187	158	284	2,439	▲	2,439
Other Criminally Related Matters	2023	27	26	37	34	28	38	36	44	31	29	23	22	375	14%	375
	2022	5	18	30	24	19	34	39	38	35	30	29	29	330	▲	330
Probates/Wills & Trusts - Level 1	2023	-	-	-	-	-	-	-	-	1	-	-	1	2	-67%	2
	2022	-	-	-	-	1	-	1	-	1	1	1	1	6	▼	6
Probates/Wills & Trusts - Level 2	2023	2	-	3	-	2	1	1	1	-	3	1	4	18	-40%	18
	2022	6	2	5	4	3	-	1	2	-	3	2	2	30	▼	30
Uncontested Divorce	2023	30	10	32	13	34	22	28	14	16	27	13	15	254	-24%	254
	2022	42	21	42	35	23	23	29	25	23	28	13	32	336	▼	336

This report reflects data in the case management system. Numbers will update accordingly as reports are refreshed and posted.

PLN-CCMS-10.11 CASELOAD STATISTICS OF THE CIRCUIT COURTS

Henrico

January 2022 -- December 2023 Dispositions

Alexandria and Fairfax Circuit are not Included in State Totals

Dashboard

Court: Henrico Circuit
Start/End Date: Jan-22 / Dec-23
2022 Average Month: 1,210
Jan-Dec 2022: 14,514
Dispositions Trending: ▲

Circuit/Court ID: 14 214087
Type of Case: Dispositions
2023 Average Month:1,311
Jan-Dec 2023 : 15,728
Overall AVG. Month: 1,260

Monthly Dispositions Summary

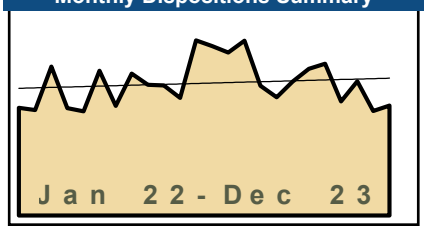

Jan --- Dec Dispositions

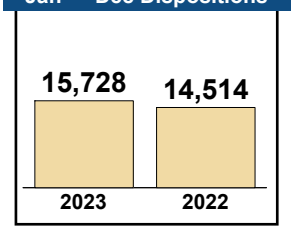

Dispositions by Division

Divisions		Jan	Feb	Mar	Apr	May	Jun	Jul	Aug	Sep	Oct	Nov	Dec	Thru Dec	% Change	Total
Total	2023	1,615	1,554	1,667	1,236	1,126	1,277	1,398	1,445	1,086	1,280	995	1,049	15,728	8%	15,728
	2022	1,026	1,004	1,420	1,023	994	1,378	1,044	1,351	1,245	1,238	1,121	1,670	14,514	▲	14,514
Civil	2023	372	390	172	148	174	249	165	187	148	173	140	131	2,449	10%	2,449
	2022	154	143	223	170	173	184	146	186	189	178	167	313	2,226	▲	2,226
Criminal	2023	527	508	642	498	430	474	513	566	472	435	405	503	5,973	4%	5,973
	2022	455	378	604	387	354	631	387	567	521	515	472	472	5,743	▲	5,743
Concealed Handgun Permits	2023	385	340	433	300	296	277	260	271	241	325	282	235	3,645	3%	3,645
	2022	287	260	329	270	264	300	293	322	282	297	292	341	3,537	▲	3,537
Miscellaneous/ Other	2023	331	316	420	290	226	277	460	421	225	347	168	180	3,661	22%	3,661
	2022	130	223	264	196	203	263	218	276	253	248	190	544	3,008	▲	3,008

Dispositions by Case Category

Case Categories		Jan	Feb	Mar	Apr	May	Jun	Jul	Aug	Sep	Oct	Nov	Dec	Thru Dec	% Change	Total
Administrative Law	2023	3	6	1	1	-	5	2	-	1	1	1	-	21	250%	21
	2022	1	-	2	-	-	-	1	-	1	-	1	-	6	▲	6
Contested Divorce	2023	42	52	26	20	23	31	26	30	18	20	14	19	321	28%	321
	2022	14	21	27	20	20	20	18	15	19	20	21	35	250	▲	250
Domestic and Family - Level 1	2023	14	17	12	10	32	13	12	17	15	11	4	13	170	-25%	170
	2022	17	12	17	27	15	17	15	13	16	25	17	36	227	▼	227
Domestic and Family - Level 2	2023	14	14	5	5	6	5	2	3	3	9	1	2	69	-8%	69
	2022	6	1	8	5	7	11	5	8	6	7	3	8	75	▼	75
Felonies and Related Matters	2023	340	348	430	354	267	322	320	366	299	287	250	357	3,940	6%	3,940
	2022	271	266	384	255	192	452	233	369	317	369	273	325	3,706	▲	3,706
General Civil	2023	-	-	-	-	-	-	-	-	-	-	1	-	1	1	1
	2022	-	-	-	-	-	-	-	-	-	-	-	-	0	↔	0
General Civil - Level 1	2023	12	7	2	3	4	3	4	5	2	2	3	5	52	16%	52
	2022	2	2	3	4	3	5	6	3	7	2	3	5	45	▲	45
General Civil - Level 2	2023	145	157	62	45	54	91	59	62	49	52	55	33	864	29%	864
	2022	38	48	73	55	51	46	44	53	58	59	39	104	668	▲	668
General Civil - Level 3	2023	48	34	23	21	16	28	21	11	16	31	15	9	273	-3%	273
	2022	30	17	32	17	18	24	28	26	24	14	11	39	280	▼	280
Miscellaneous Civil	2023	654	606	825	580	500	533	697	676	455	659	422	409	7,016	15%	7,016
	2022	387	463	561	432	432	522	468	559	486	518	460	831	6,119	▲	6,119
Misdemeanor	2023	153	128	158	118	119	117	152	150	127	112	120	116	1,570	1%	1,570
	2022	147	84	179	93	104	139	117	151	162	117	151	107	1,551	▲	1,551
Other	2023	23	18	9	4	13	9	3	4	7	4	25	5	124	-56%	124
	2022	30	14	19	28	18	28	27	31	37	18	14	15	279	▼	279
Other Criminally Related Matters	2023	43	34	58	28	46	36	43	55	47	36	43	30	499	-5%	499
	2022	40	28	47	40	62	44	37	48	50	33	53	45	527	▼	527
Probates/Wills & Trusts - Level 1	2023	2	-	1	-	1	1	-	1	-	-	1	1	8	14%	8
	2022	-	-	1	-	-	3	1	-	1	-	-	1	7	▲	7
Probates/Wills & Trusts - Level 2	2023	16	15	8	5	2	13	8	14	6	6	7	3	103	0%	103
	2022	6	4	9	6	7	11	8	9	7	4	9	23	103	↔	103
Protective Orders	2023	-	-	-	-	-	-	-	-	-	1	-	-	1	-86%	1
	2022	-	-	-	-	-	-	-	-	-	-	7	-	7	▼	7
Uncontested Divorce	2023	106	118	47	42	43	70	49	51	41	49	33	47	696	5%	696
	2022	37	44	58	41	65	56	36	66	54	52	59	96	664	▲	664

This report reflects data in the case management system. Numbers will update accordingly as reports are refreshed and posted.

PLN-CCMS-10.11 CASELOAD STATISTICS OF THE CIRCUIT COURTS

Caroline

January 2022 -- December 2023 Dispositions

Alexandria and Fairfax Circuit are not Included in State Totals

Dashboard

Court: Caroline Circuit
Start/End Date: Jan-22 / Dec-23
2022 Average Month: 141
Jan-Dec 2022: 1,693
Dispositions Trending: ▲

Circuit/Court ID: 15 215033
Type of Case: Dispositions
2023 Average Month:165
Jan-Dec 2023 : 1,975
Overall AVG. Month: 153

Monthly Dispositions Summary

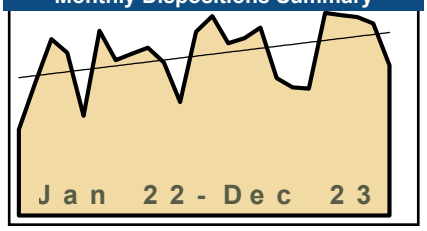

Jan --- Dec Dispositions

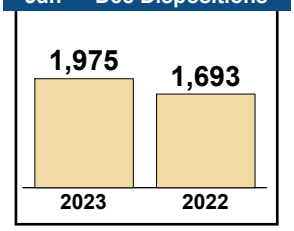

Dispositions by Division

Divisions		Jan	Feb	Mar	Apr	May	Jun	Jul	Aug	Sep	Oct	Nov	Dec	Thru Dec	% Change	Total
Total	2023	190	164	169	179	131	122	121	193	191	189	183	143	1,975	17%	1,975
	2022	82	126	168	155	95	176	148	154	160	146	108	175	1,693	▲	1,693
Civil	2023	30	10	15	8	10	31	19	14	25	12	27	14	215	14%	215
	2022	11	15	12	24	11	19	21	12	20	17	9	17	188	▲	188
Criminal	2023	65	70	48	46	33	31	50	57	98	65	62	55	680	15%	680
	2022	26	47	59	40	11	93	50	69	64	43	39	50	591	▲	591
Concealed Handgun Permits	2023	59	60	88	72	65	45	39	58	50	71	59	54	720	13%	720
	2022	30	42	76	58	51	47	60	46	55	69	33	69	636	▲	636
Miscellaneous/ Other	2023	36	24	18	53	23	15	13	64	18	41	35	20	360	29%	360
	2022	15	22	21	33	22	17	17	27	21	17	27	39	278	▲	278

Dispositions by Case Category

Case Categories		Jan	Feb	Mar	Apr	May	Jun	Jul	Aug	Sep	Oct	Nov	Dec	Thru Dec	% Change	Total
Administrative Law	2023	-	-	-	-	-	-	-	-	1	-	-	-	1	0%	1
	2022	-	-	1	-	-	-	-	-	-	-	-	-	1	↔	1
Contested Divorce	2023	2	1	4	-	-	1	1	3	1	2	4	4	23	21%	23
	2022	-	1	1	5	1	2	2	-	-	3	3	1	19	▲	19
Domestic and Family - Level 1	2023	-	1	-	-	1	6	-	3	2	1	2	3	19	-21%	19
	2022	2	1	-	2	-	6	4	4	1	1	-	3	24	▼	24
Domestic and Family - Level 2	2023	15	-	-	-	3	12	8	-	-	2	-	-	40	186%	40
	2022	-	2	-	-	2	-	-	-	8	1	-	1	14	▲	14
Felonies and Related Matters	2023	36	37	35	26	16	13	33	39	60	39	42	32	408	-5%	408
	2022	9	33	45	26	4	72	42	43	48	39	30	38	429	▼	429
General Civil - Level 1	2023	2	-	-	-	-	-	-	1	-	-	-	-	3	50%	3
	2022	-	1	-	-	-	-	-	-	-	-	-	1	2	▲	2
General Civil - Level 2	2023	5	5	8	3	1	6	5	2	3	1	10	5	54	17%	54
	2022	5	3	3	5	3	3	5	1	3	9	2	4	46	▲	46
General Civil - Level 3	2023	5	-	1	1	2	-	1	1	10	2	10	-	33	50%	33
	2022	1	3	1	1	2	2	5	1	3	1	1	1	22	▲	22
Miscellaneous Civil	2023	79	77	103	79	87	60	52	78	68	91	84	72	930	13%	930
	2022	41	57	88	84	68	61	77	61	72	77	47	93	826	▲	826
Misdemeanor	2023	26	25	10	9	14	10	12	18	33	24	19	21	221	60%	221
	2022	12	12	12	12	6	20	8	24	15	4	7	6	138	▲	138
Other	2023	12	7	2	46	1	-	1	44	1	18	2	-	134	60%	134
	2022	4	5	8	7	5	4	-	10	4	9	13	15	84	▲	84
Other Criminally Related Matters	2023	3	8	3	11	3	8	5	-	5	2	1	2	51	89%	51
	2022	5	3	3	2	1	1	-	2	2	-	2	6	27	▲	27
Probates/Wills & Trusts - Level 1	2023	-	-	-	-	1	-	-	-	-	-	-	-	1	0%	1
	2022	-	-	-	-	1	-	-	-	-	-	-	-	1	↔	1
Probates/Wills & Trusts - Level 2	2023	1	-	-	-	-	-	-	2	1	-	1	1	6	-25%	6
	2022	-	2	-	2	-	-	1	1	-	-	1	1	8	▼	8
Uncontested Divorce	2023	4	3	3	4	2	6	3	2	6	7	8	3	51	-2%	51
	2022	3	3	6	9	2	5	4	7	4	2	2	5	52	▼	52

This report reflects data in the case management system. Numbers will update accordingly as reports are refreshed and posted.

PLN-CCMS-10.11 CASELOAD STATISTICS OF THE CIRCUIT COURTS

Essex

January 2022 -- December 2023 Dispositions

Alexandria and Fairfax Circuit are not Included in State Totals

Dashboard

Court: Essex Circuit
Start/End Date: Jan-22 / Dec-23
2022 Average Month: 43
Jan-Dec 2022: 520
Dispositions Trending: ▲

Circuit/Court ID: 15 215057
Type of Case: Dispositions
2023 Average Month:57
Jan-Dec 2023 : 681
Overall AVG. Month: 50

Monthly Dispositions Summary

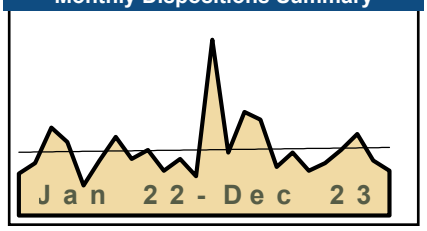

Jan --- Dec Dispositions

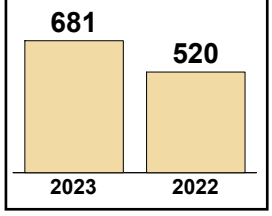

Dispositions by Division

Divisions		Jan	Feb	Mar	Apr	May	Jun	Jul	Aug	Sep	Oct	Nov	Dec	Thru Dec	% Change	Total
Total	2023	134	48	79	73	37	48	34	40	50	62	42	34	681	31%	681
	2022	32	40	67	56	23	42	60	43	50	34	43	30	520	▲	520
Civil	2023	15	5	3	14	8	6	8	4	7	6	5	1	82	28%	82
	2022	1	4	14	9	4	4	5	4	6	-	5	8	64	▲	64
Criminal	2023	81	-	25	28	7	7	6	10	10	18	6	15	213	60%	213
	2022	10	2	25	15	3	9	18	11	7	9	17	7	133	▲	133
Concealed Handgun Permits	2023	25	22	31	23	8	23	17	13	20	26	19	11	238	5%	238
	2022	15	26	21	25	6	12	31	21	26	16	13	14	226	▲	226
Miscellaneous/ Other	2023	13	21	20	8	14	12	3	13	13	12	12	7	148	53%	148
	2022	6	8	7	7	10	17	6	7	11	9	8	1	97	▲	97

Dispositions by Case Category

Case Categories		Jan	Feb	Mar	Apr	May	Jun	Jul	Aug	Sep	Oct	Nov	Dec	Thru Dec	% Change	Total
Contested Divorce	2023	-	-	-	5	-	-	1	-	2	-	-	-	8	14%	8
	2022	-	-	1	1	1	1	1	-	1	-	-	1	7	▲	7
Domestic and Family - Level 1	2023	4	-	-	3	-	-	1	-	-	1	-	-	9	50%	9
	2022	-	2	3	-	-	-	-	1	-	-	-	-	6	▲	6
Domestic and Family - Level 2	2023	-	-	-	-	1	3	-	-	1	1	-	-	6	200%	6
	2022	-	-	-	-	-	-	-	-	-	1	-	1	2	▲	2
Felonies and Related Matters	2023	53	-	16	19	5	6	4	9	4	14	2	7	139	72%	139
	2022	6	2	18	8	1	1	11	5	4	3	15	7	81	▲	81
General Civil - Level 1	2023	-	-	-	-	-	1	-	-	-	-	2	-	3	3	3
	2022	-	-	-	-	-	-	-	-	-	-	-	-	0	↔	0
General Civil - Level 2	2023	2	1	-	1	1	-	-	-	1	-	-	1	7	-50%	7
	2022	-	-	-	2	3	2	2	-	-	-	1	4	14	▼	14
General Civil - Level 3	2023	4	1	1	1	4	1	2	-	-	2	3	-	19	19%	19
	2022	1	-	7	3	-	-	-	-	4	-	-	1	16	▲	16
Miscellaneous Civil	2023	28	24	34	25	10	26	20	14	21	31	22	15	270	4%	270
	2022	18	29	23	28	8	19	33	24	29	18	16	14	259	▲	259
Misdemeanor	2023	4	-	3	3	2	-	1	-	2	2	4	1	22	-12%	22
	2022	1	-	4	5	1	4	3	-	1	4	2	-	25	▼	25
Other	2023	10	19	17	6	12	8	-	13	12	7	9	2	115	80%	115
	2022	3	5	5	4	8	11	4	4	8	6	5	1	64	▲	64
Other Criminally Related Matters	2023	24	-	6	7	-	1	3	1	4	2	-	7	55	104%	55
	2022	3	-	3	2	1	4	4	6	2	2	-	-	27	▲	27
Probates/Wills & Trusts - Level 1	2023	1	-	-	-	-	-	-	-	-	-	-	-	1	1	1
	2022	-	-	-	-	-	-	-	-	-	-	-	-	0	↔	0
Probates/Wills & Trusts - Level 2	2023	1	-	-	-	-	-	-	1	-	-	-	-	2	100%	2
	2022	-	-	-	1	-	-	-	-	-	-	-	-	1	▲	1
Uncontested Divorce	2023	3	3	2	3	2	2	2	2	3	2	-	1	25	39%	25
	2022	-	2	3	2	-	-	2	3	1	-	4	1	18	▲	18

This report reflects data in the case management system. Numbers will update accordingly as reports are refreshed and posted.

PLN-CCMS-10.11 CASELOAD STATISTICS OF THE CIRCUIT COURTS

Hanover

January 2022 -- December 2023 Dispositions

Alexandria and Fairfax Circuit are not Included in State Totals

Dashboard

Court: Hanover Circuit
Start/End Date: Jan-22 / Dec-23
2022 Average Month: 586
Jan-Dec 2022: 7,031
Dispositions Trending: ↔

Circuit/Court ID: 15 215085
Type of Case: Dispositions
2023 Average Month:590
Jan-Dec 2023 : 7,075
Overall AVG. Month: 588

Monthly Dispositions Summary

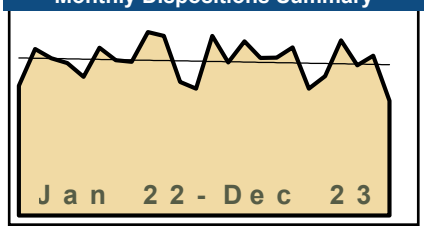

Jan --- Dec Dispositions

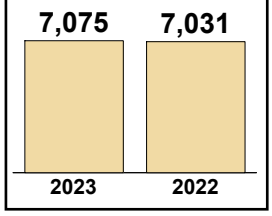

Dispositions by Division

Divisions		Jan	Feb	Mar	Apr	May	Jun	Jul	Aug	Sep	Oct	Nov	Dec	Thru Dec	% Change	Total
Total	2023	685	583	664	600	602	641	484	531	667	572	609	437	7,075	1%	7,075
	2022	494	634	599	581	529	639	592	586	699	685	509	484	7,031	▲	7,031
Civil	2023	105	91	107	87	122	130	109	126	113	114	133	64	1,301	4%	1,301
	2022	93	100	118	96	89	103	108	101	155	107	95	81	1,246	▲	1,246
Criminal	2023	214	206	240	185	207	245	211	171	239	210	211	216	2,555	-8%	2,555
	2022	184	273	261	231	201	257	229	249	268	273	182	164	2,772	▼	2,772
Concealed Handgun Permits	2023	280	201	205	248	188	184	87	149	229	162	202	116	2,251	4%	2,251
	2022	164	211	155	164	171	195	185	178	172	196	171	196	2,158	▲	2,158
Miscellaneous/ Other	2023	86	85	112	80	85	82	77	85	86	86	63	41	968	13%	968
	2022	53	50	65	90	68	84	70	58	104	109	61	43	855	▲	855

Dispositions by Case Category

Case Categories		Jan	Feb	Mar	Apr	May	Jun	Jul	Aug	Sep	Oct	Nov	Dec	Thru Dec	% Change	Total
Administrative Law	2023	-	-	-	-	1	-	-	1	-	-	1	1	4	33%	4
	2022	-	1	-	-	-	-	-	-	-	-	-	2	3	▲	3
Aggravated Murder	2023	-	-	-	-	-	-	-	-	-	-	1	-	1	0%	1
	2022	-	-	-	-	1	-	-	-	-	-	-	-	1	↔	1
Contested Divorce	2023	16	20	21	12	30	21	16	14	20	18	16	9	213	-1%	213
	2022	12	25	21	16	19	19	11	18	29	14	17	15	216	▼	216
Domestic and Family - Level 1	2023	8	8	8	3	4	5	8	6	4	5	12	5	76	-13%	76
	2022	6	4	5	13	4	5	12	5	15	5	6	7	87	▼	87
Domestic and Family - Level 2	2023	3	2	6	4	2	6	12	7	5	7	4	3	61	49%	61
	2022	2	3	1	2	4	4	6	4	4	5	3	3	41	▲	41
Felonies and Related Matters	2023	138	105	132	110	120	153	138	100	146	119	130	126	1,517	-6%	1,517
	2022	101	169	157	114	114	158	130	160	156	160	107	95	1,621	▼	1,621
General Civil - Level 1	2023	1	-	1	-	2	1	1	2	-	-	1	-	9	125%	9
	2022	-	-	-	-	-	-	1	2	1	-	-	-	4	▲	4
General Civil - Level 2	2023	25	15	24	24	25	34	20	32	28	36	46	5	314	28%	314
	2022	20	21	27	24	17	18	21	15	38	20	13	11	245	▲	245
General Civil - Level 3	2023	7	6	9	2	11	6	8	10	6	7	4	1	77	5%	77
	2022	7	5	3	5	4	8	2	9	4	7	10	9	73	▲	73
Miscellaneous Civil	2023	362	282	310	321	269	264	161	224	312	245	263	159	3,172	6%	3,172
	2022	214	255	217	249	231	277	259	234	271	304	233	238	2,982	▲	2,982
Misdemeanor	2023	66	97	99	70	79	83	65	62	89	84	72	85	951	-12%	951
	2022	78	96	103	107	75	88	95	85	105	106	72	67	1,077	▼	1,077
Other	2023	11	2	3	2	6	3	2	2	7	8	1	4	51	19%	51
	2022	1	1	4	6	4	3	4	6	7	5	2	-	43	▲	43
Other Criminally Related Matters	2023	13	5	9	5	8	10	8	9	9	8	8	6	98	13%	98
	2022	6	8	2	12	13	12	9	5	8	7	3	2	87	▲	87
Probates/Wills & Trusts - Level 1	2023	-	-	-	1	-	1	1	1	-	-	-	2	6	20%	6
	2022	1	-	-	1	1	-	-	-	-	1	1	-	5	▲	5
Probates/Wills & Trusts - Level 2	2023	2	1	4	3	2	8	1	2	1	1	-	-	25	0%	25
	2022	1	5	2	-	1	6	2	1	5	-	2	-	25	↔	25
Uncontested Divorce	2023	33	40	38	43	43	46	43	59	40	34	50	31	500	-4%	500
	2022	45	41	57	32	41	41	40	42	56	51	40	35	521	▼	521

This report reflects data in the case management system. Numbers will update accordingly as reports are refreshed and posted.

PLN-CCMS-10.11 CASELOAD STATISTICS OF THE CIRCUIT COURTS

King George

January 2022 -- December 2023 Dispositions

Alexandria and Fairfax Circuit are not Included in State Totals

Dashboard

Court: King George Circuit
Start/End Date: Jan-22 / Dec-23
2022 Average Month: 127
Jan-Dec 2022: 1,528
Dispositions Trending: ▲

Circuit/Court ID: 15 215099
Type of Case: Dispositions
2023 Average Month:137
Jan-Dec 2023 : 1,638
Overall AVG. Month: 132

Monthly Dispositions Summary

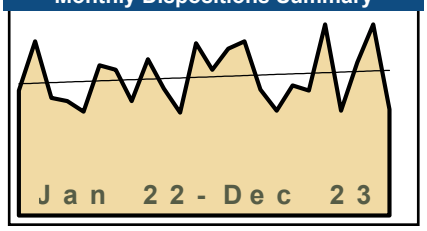

Jan --- Dec Dispositions

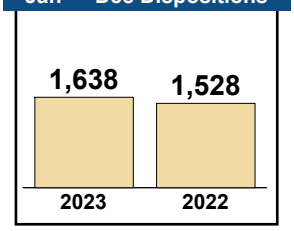

Dispositions by Division

Divisions		Jan	Feb	Mar	Apr	May	Jun	Jul	Aug	Sep	Oct	Nov	Dec	Thru Dec	% Change	Total
Total	2023	139	159	166	120	100	124	119	182	100	146	182	101	1,638	7%	1,638
	2022	119	166	112	109	99	143	139	109	149	121	98	164	1,528	▲	1,528
Civil	2023	9	20	14	18	11	8	15	37	9	20	13	15	189	52%	189
	2022	10	8	17	7	11	7	10	8	14	9	14	9	124	▲	124
Criminal	2023	40	63	51	25	20	45	41	38	30	57	84	39	533	-9%	533
	2022	70	74	19	45	34	58	34	20	82	39	31	82	588	▼	588
Concealed Handgun Permits	2023	65	57	80	59	51	56	48	74	46	55	67	29	687	7%	687
	2022	34	64	64	48	40	56	81	63	40	56	42	57	645	▲	645
Miscellaneous/ Other	2023	25	19	21	18	18	15	15	33	15	14	18	18	229	34%	229
	2022	5	20	12	9	14	22	14	18	13	17	11	16	171	▲	171

Dispositions by Case Category

Case Categories		Jan	Feb	Mar	Apr	May	Jun	Jul	Aug	Sep	Oct	Nov	Dec	Thru Dec	% Change	Total
Administrative Law	2023	-	1	-	-	-	-	-	1	-	-	-	-	2	100%	2
	2022	-	-	-	-	-	-	-	-	1	-	-	-	1	▲	1
Aggravated Murder	2023	-	-	-	-	1	-	-	-	-	-	-	-	1	1	1
	2022	-	-	-	-	-	-	-	-	-	-	-	-	0	↔	0
Contested Divorce	2023	3	1	2	4	1	-	2	5	1	-	-	2	21	163%	21
	2022	-	-	1	-	3	1	1	-	-	1	-	1	8	▲	8
Domestic and Family - Level 1	2023	-	-	2	3	-	2	6	4	-	6	-	3	26	63%	26
	2022	-	2	2	1	3	-	-	-	5	-	2	1	16	▲	16
Domestic and Family - Level 2	2023	1	-	-	-	-	1	-	3	-	1	-	-	6	0%	6
	2022	1	-	-	1	-	1	-	1	2	-	-	-	6	↔	6
Felonies and Related Matters	2023	27	32	27	13	11	22	24	30	24	47	58	20	335	-3%	335
	2022	49	47	10	22	31	38	19	14	30	16	17	54	347	▼	347
General Civil - Level 1	2023	-	-	-	-	1	-	-	3	1	-	1	-	6	500%	6
	2022	-	-	-	-	-	-	-	-	-	-	1	-	1	▲	1
General Civil - Level 2	2023	2	2	2	4	2	2	1	5	1	6	2	2	31	48%	31
	2022	2	1	4	1	-	1	2	3	3	1	1	2	21	▲	21
General Civil - Level 3	2023	1	13	3	4	4	1	2	1	3	-	3	3	38	153%	38
	2022	2	3	1	-	-	-	-	1	-	1	6	1	15	▲	15
Miscellaneous Civil	2023	81	70	92	71	63	67	58	100	57	65	75	40	839	11%	839
	2022	39	77	74	55	50	68	87	70	45	71	52	67	755	▲	755
Misdemeanor	2023	12	27	21	9	7	21	12	6	3	10	25	17	170	-26%	170
	2022	20	25	9	21	3	20	15	3	50	23	13	27	229	▼	229
Other	2023	8	5	9	5	6	4	5	5	4	4	9	6	70	15%	70
	2022	-	7	3	1	6	9	9	11	7	2	1	5	61	▲	61
Other Criminally Related Matters	2023	1	4	3	3	1	2	5	3	3	1	3	2	31	158%	31
	2022	1	2	-	2	-	-	-	3	2	-	1	1	12	▲	12
Probates/Wills & Trusts - Level 1	2023	-	-	-	-	-	-	-	1	-	-	-	1	2	2	2
	2022	-	-	-	-	-	-	-	-	-	-	-	-	0	↔	0
Probates/Wills & Trusts - Level 2	2023	-	-	-	-	1	2	-	2	-	-	1	1	7	0%	7
	2022	-	-	-	-	-	1	3	-	1	1	1	-	7	↔	7
Protective Orders	2023	-	-	-	-	-	-	-	-	-	1	-	1	2	-33%	2
	2022	-	-	-	-	1	-	-	1	1	-	-	-	3	▼	3
Uncontested Divorce	2023	3	4	5	4	2	-	4	13	3	5	5	3	51	11%	51
	2022	5	2	8	5	2	4	3	2	2	5	3	5	46	▲	46

This report reflects data in the case management system. Numbers will update accordingly as reports are refreshed and posted.

PLN-CCMS-10.11 CASELOAD STATISTICS OF THE CIRCUIT COURTS

Lancaster

January 2022 -- December 2023 Dispositions

Alexandria and Fairfax Circuit are not included in State Totals

Dashboard

Court: Lancaster Circuit
Start/End Date: Jan-22 / Dec-23
2022 Average Month: 53
Jan-Dec 2022: 634
Dispositions Trending: ▲

Circuit/Court ID: 15 215103
Type of Case: Dispositions
2023 Average Month:60
Jan-Dec 2023 : 717
Overall AVG. Month: 56

Monthly Dispositions Summary

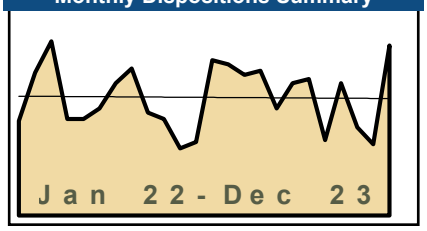

Jan --- Dec Dispositions

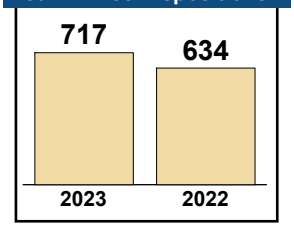

Dispositions by Division

Divisions		Jan	Feb	Mar	Apr	May	Jun	Jul	Aug	Sep	Oct	Nov	Dec	Thru Dec	% Change	Total
Total	2023	74	72	67	69	51	63	65	36	63	42	34	81	717	13%	717
	2022	45	68	83	46	46	51	63	70	49	46	32	35	634	▲	634
Civil	2023	8	6	10	12	12	13	6	4	8	3	2	5	89	10%	89
	2022	2	10	8	6	8	8	8	10	7	8	3	3	81	▲	81
Criminal	2023	26	27	15	13	14	22	25	14	17	18	13	42	246	2%	246
	2022	13	28	48	16	17	28	34	15	11	11	9	12	242	▲	242
Concealed Handgun Permits	2023	29	30	28	34	12	20	23	7	28	13	13	28	265	8%	265
	2022	25	19	23	19	17	13	16	35	22	26	16	14	245	▲	245
Miscellaneous/ Other	2023	11	9	14	10	13	8	11	11	10	8	6	6	117	77%	117
	2022	5	11	4	5	4	2	5	10	9	1	4	6	66	▲	66

Dispositions by Case Category

Case Categories		Jan	Feb	Mar	Apr	May	Jun	Jul	Aug	Sep	Oct	Nov	Dec	Thru Dec	% Change	Total
Aggravated Murder	2023	-	-	-	-	-	-	-	-	-	-	2	-	2	2	2
	2022	-	-	-	-	-	-	-	-	-	-	-	-	0	↔	0
Contested Divorce	2023	1	1	-	-	-	1	-	1	3	1	-	1	9	125%	9
	2022	-	-	-	-	-	1	1	-	1	1	-	-	4	▲	4
Domestic and Family - Level 1	2023	1	-	4	-	1	-	-	-	1	-	1	-	8	-43%	8
	2022	-	3	1	2	1	2	1	2	-	-	-	2	14	▼	14
Domestic and Family - Level 2	2023	1	-	1	1	-	1	-	-	-	-	-	-	4	33%	4
	2022	-	1	1	-	-	1	-	-	-	-	-	-	3	▲	3
Felonies and Related Matters	2023	20	21	12	10	13	2	18	4	7	10	5	30	152	-15%	152
	2022	13	25	39	14	11	24	24	9	6	10	2	1	178	▼	178
General Civil - Level 1	2023	-	-	1	-	-	1	-	-	1	-	-	-	3	3	3
	2022	-	-	-	-	-	-	-	-	-	-	-	-	0	↔	0
General Civil - Level 2	2023	3	2	3	3	-	1	-	2	3	-	1	2	20	-17%	20
	2022	-	5	4	-	2	1	3	4	2	2	-	1	24	▼	24
General Civil - Level 3	2023	1	2	-	4	11	4	5	-	1	2	-	1	31	48%	31
	2022	-	1	1	2	1	3	-	5	4	3	1	-	21	▲	21
Miscellaneous Civil	2023	35	36	36	41	21	28	28	18	35	19	17	30	344	19%	344
	2022	30	26	25	23	18	13	20	40	29	27	19	18	288	▲	288
Misdemeanor	2023	5	6	1	2	-	18	4	9	10	6	5	9	75	34%	75
	2022	-	3	9	2	6	3	10	3	4	1	7	8	56	▲	56
Other	2023	5	2	5	1	4	2	5	-	2	2	1	4	33	94%	33
	2022	-	1	1	1	3	2	1	2	2	1	1	2	17	▲	17
Other Criminally Related Matters	2023	1	1	2	1	1	2	3	1	-	2	1	4	19	138%	19
	2022	-	-	-	-	-	1	-	3	1	-	-	3	8	▲	8
Probates/Wills & Trusts - Level 1	2023	-	-	-	-	-	-	-	-	-	-	-	-	0	-100%	0
	2022	-	-	-	1	-	-	-	-	-	-	-	-	1	▼	1
Probates/Wills & Trusts - Level 2	2023	1	1	-	1	-	-	1	-	-	-	1	-	5	400%	5
	2022	-	-	1	-	-	-	-	-	-	-	-	-	1	▲	1
Uncontested Divorce	2023	-	-	2	5	-	3	1	1	-	-	-	-	12	-37%	12
	2022	2	3	1	1	4	-	3	2	-	1	2	-	19	▼	19

This report reflects data in the case management system. Numbers will update accordingly as reports are refreshed and posted.

PLN-CCMS-10.11 CASELOAD STATISTICS OF THE CIRCUIT COURTS

Northumberland

January 2022 -- December 2023 Dispositions

Alexandria and Fairfax Circuit are not Included in State Totals

Dashboard

Court: Northumberland Circuit
Start/End Date: Jan-22 / Dec-23
2022 Average Month: 62
Jan-Dec 2022: 740
Dispositions Trending: ▼

Circuit/Court ID: 15 215133
Type of Case: Dispositions
2023 Average Month:57
Jan-Dec 2023 : 686
Overall AVG. Month: 59

Monthly Dispositions Summary

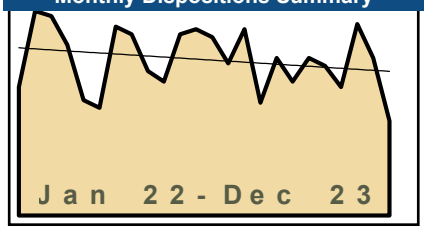

Jan --- Dec Dispositions

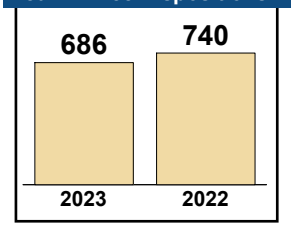

Dispositions by Division

Divisions		Jan	Feb	Mar	Apr	May	Jun	Jul	Aug	Sep	Oct	Nov	Dec	Thru Dec	% Change	Total
Total	2023	68	58	71	43	60	51	60	57	49	73	60	36	686	-7%	686
	2022	49	78	76	65	44	41	72	69	55	51	69	71	740	▼	740
Civil	2023	6	10	6	15	10	7	3	14	13	13	10	1	108	14%	108
	2022	6	6	12	9	4	12	6	9	14	3	11	3	95	▲	95
Criminal	2023	22	26	16	7	24	18	17	22	12	29	16	18	227	-19%	227
	2022	14	28	43	41	14	5	34	23	14	18	23	24	281	▼	281
Concealed Handgun Permits	2023	38	21	44	17	21	22	32	19	18	26	28	14	300	0%	300
	2022	26	33	16	14	20	21	25	30	20	26	30	39	300	↔	300
Miscellaneous/ Other	2023	2	1	5	4	5	4	8	2	6	5	6	3	51	-20%	51
	2022	3	11	5	1	6	3	7	7	7	4	5	5	64	▼	64

Dispositions by Case Category

Case Categories		Jan	Feb	Mar	Apr	May	Jun	Jul	Aug	Sep	Oct	Nov	Dec	Thru Dec	% Change	Total
Administrative Law	2023	-	-	-	-	-	-	-	-	-	1	-	-	1	0%	1
	2022	-	-	1	-	-	-	-	-	-	-	-	-	1	↔	1
Aggravated Murder	2023	-	-	-	-	-	-	-	-	-	1	-	-	1	1	1
	2022	-	-	-	-	-	-	-	-	-	-	-	-	0	↔	0
Contested Divorce	2023	1	1	-	-	2	-	1	-	2	2	-	-	9	13%	9
	2022	1	-	-	2	-	2	-	1	1	-	1	-	8	▲	8
Domestic and Family - Level 1	2023	2	-	1	-	4	1	1	1	6	2	-	-	18	260%	18
	2022	-	-	2	-	-	-	-	-	-	-	3	-	5	▲	5
Domestic and Family - Level 2	2023	-	-	-	1	-	-	-	-	-	-	-	-	1	-75%	1
	2022	-	-	1	-	-	1	-	1	-	-	-	1	4	▼	4
Felonies and Related Matters	2023	16	21	13	2	19	15	10	7	6	25	13	17	164	-22%	164
	2022	10	22	31	25	12	3	21	22	14	16	14	21	211	▼	211
General Civil - Level 1	2023	-	-	-	-	-	-	-	-	-	-	2	-	2	2	2
	2022	-	-	-	-	-	-	-	-	-	-	-	-	0	↔	0
General Civil - Level 2	2023	-	2	2	4	2	1	-	1	-	2	-	1	15	-6%	15
	2022	2	2	4	2	-	-	-	1	1	2	1	1	16	▼	16
General Civil - Level 3	2023	1	6	2	3	3	3	-	5	-	3	4	-	30	30%	30
	2022	-	3	1	2	3	6	1	4	3	-	-	-	23	▲	23
Miscellaneous Civil	2023	40	22	49	21	25	27	40	25	24	31	32	16	352	-3%	352
	2022	29	44	21	15	26	24	32	37	26	30	35	44	363	▼	363
Misdemeanor	2023	5	4	1	3	3	2	6	12	4	3	1	1	45	-30%	45
	2022	4	6	12	15	1	-	13	1	1	-	8	3	64	▼	64
Other	2023	-	-	-	1	-	-	-	-	-	-	3	-	4	-50%	4
	2022	2	-	2	-	-	-	1	-	2	-	1	-	8	▼	8
Other Criminally Related Matters	2023	1	1	2	2	2	1	1	3	3	-	2	-	18	157%	18
	2022	-	-	-	1	1	2	-	-	-	2	1	-	7	▲	7
Probates/Wills & Trusts - Level 1	2023	-	-	-	-	-	-	-	-	-	-	-	-	0	-100%	0
	2022	-	-	-	-	-	-	-	-	1	-	1	-	2	▼	2
Probates/Wills & Trusts - Level 2	2023	-	-	-	1	-	-	-	-	-	-	-	-	1	-50%	1
	2022	-	-	-	-	-	-	1	-	1	-	-	-	2	▼	2
Uncontested Divorce	2023	2	1	1	5	-	1	1	3	4	3	3	1	25	-4%	25
	2022	1	1	1	3	1	3	3	2	5	1	4	1	26	▼	26

This report reflects data in the case management system. Numbers will update accordingly as reports are refreshed and posted.

PLN-CCMS-10.11 CASELOAD STATISTICS OF THE CIRCUIT COURTS

Richmond County

January 2022 -- December 2023 Dispositions

Alexandria and Fairfax Circuit are not included in State Totals

Dashboard

Court: Richmond County Circuit
Start/End Date: Jan-22 / Dec-23
2022 Average Month: 37
Jan-Dec 2022: 442
Dispositions Trending: ▲

Circuit/Court ID: 15 215159
Type of Case: Dispositions
2023 Average Month:39
Jan-Dec 2023 : 469
Overall AVG. Month: 38

Monthly Dispositions Summary

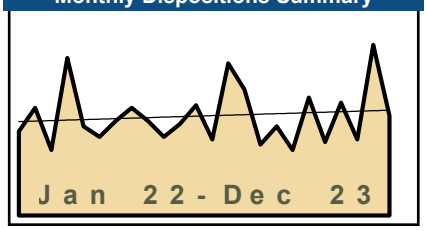

Jan --- Dec Dispositions

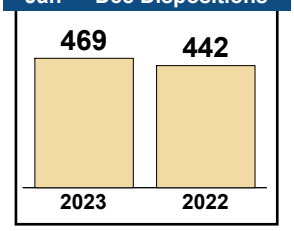

Dispositions by Division

Divisions		Jan	Feb	Mar	Apr	May	Jun	Jul	Aug	Sep	Oct	Nov	Dec	Thru Dec	% Change	Total
Total	2023	29	58	48	27	34	25	45	28	43	29	65	38	469	6%	469
	2022	32	41	25	60	34	30	36	41	36	30	35	42	442	▲	442
Civil	2023	2	4	4	5	2	2	10	3	2	3	4	9	50	19%	50
	2022	4	2	4	5	6	5	3	3	2	4	3	1	42	▲	42
Criminal	2023	10	17	22	3	14	7	16	14	27	6	43	20	199	3%	199
	2022	8	19	2	30	19	11	19	22	16	16	13	19	194	▲	194
Concealed Handgun Permits	2023	16	32	19	16	16	13	13	8	13	12	7	8	173	5%	173
	2022	11	17	12	23	9	11	11	11	16	8	17	19	165	▲	165
Miscellaneous/ Other	2023	1	5	3	3	2	3	6	3	1	8	11	1	47	15%	47
	2022	9	3	7	2	-	3	3	5	2	2	2	3	41	▲	41

Dispositions by Case Category

Case Categories		Jan	Feb	Mar	Apr	May	Jun	Jul	Aug	Sep	Oct	Nov	Dec	Thru Dec	% Change	Total
Administrative Law	2023	-	-	-	-	-	-	-	-	-	-	-	1	1	0%	1
	2022	-	-	-	-	-	-	1	-	-	-	-	-	1	↔	1
Contested Divorce	2023	-	-	1	-	-	-	-	1	-	-	-	1	3	-25%	3
	2022	-	1	-	2	-	-	1	-	-	-	-	-	4	▼	4
Domestic and Family - Level 1	2023	-	2	-	-	-	-	-	1	-	1	1	1	6	50%	6
	2022	1	-	1	-	-	1	-	-	-	-	-	1	4	▲	4
Domestic and Family - Level 2	2023	-	-	-	-	-	-	-	-	-	-	-	-	0	-100%	0
	2022	1	-	-	-	-	-	-	-	-	-	1	-	2	▼	2
Felonies and Related Matters	2023	4	12	16	2	9	3	8	10	15	2	33	12	126	-2%	126
	2022	5	14	1	16	11	8	11	14	13	11	10	15	129	▼	129
General Civil - Level 1	2023	-	-	-	-	-	-	1	-	-	-	-	-	1	1	1
	2022	-	-	-	-	-	-	-	-	-	-	-	-	0	↔	0
General Civil - Level 2	2023	-	-	1	-	-	1	3	-	1	2	-	1	9	-10%	9
	2022	1	1	-	-	-	2	-	1	-	3	1	1	10	▼	10
General Civil - Level 3	2023	-	1	-	-	1	-	1	1	-	-	-	-	4	-67%	4
	2022	-	-	2	2	4	2	-	1	1	-	-	-	12	▼	12
Miscellaneous Civil	2023	17	35	22	18	18	15	16	11	14	18	13	9	206	2%	206
	2022	20	20	18	25	9	13	14	16	17	10	19	21	202	▲	202
Misdemeanor	2023	5	3	4	-	5	3	6	2	12	1	7	6	54	15%	54
	2022	2	2	1	14	6	1	5	6	1	3	3	3	47	▲	47
Other	2023	-	2	-	2	-	1	2	-	-	1	5	1	14	367%	14
	2022	-	-	1	-	-	1	-	-	1	-	-	-	3	▲	3
Other Criminally Related Matters	2023	2	2	2	1	-	1	2	2	-	3	3	2	20	11%	20
	2022	1	3	-	-	2	2	3	2	2	2	-	1	18	▲	18
Probates/Wills & Trusts - Level 1	2023	-	-	-	-	-	-	-	-	-	-	1	-	1	1	1
	2022	-	-	-	-	-	-	-	-	-	-	-	-	0	↔	0
Probates/Wills & Trusts - Level 2	2023	-	1	-	-	-	-	-	-	-	-	1	-	2	0%	2
	2022	1	-	-	-	1	-	-	-	-	-	-	-	2	↔	2
Uncontested Divorce	2023	1	-	2	4	1	1	6	-	1	1	1	4	22	175%	22
	2022	-	-	1	1	1	-	1	1	1	1	1	-	8	▲	8

This report reflects data in the case management system. Numbers will update accordingly as reports are refreshed and posted.

PLN-CCMS-10.11 CASELOAD STATISTICS OF THE CIRCUIT COURTS

Spotsylvania

January 2022 -- December 2023 Dispositions

Alexandria and Fairfax Circuit are not Included in State Totals

Dashboard

Court: Spotsylvania Circuit
Start/End Date: Jan-22 / Dec-23
2022 Average Month: 606
Jan-Dec 2022: 7,274
Dispositions Trending: ▲

Circuit/Court ID: 15 215177
Type of Case: Dispositions
2023 Average Month:779
Jan-Dec 2023 : 9,345
Overall AVG. Month: 692

Monthly Dispositions Summary

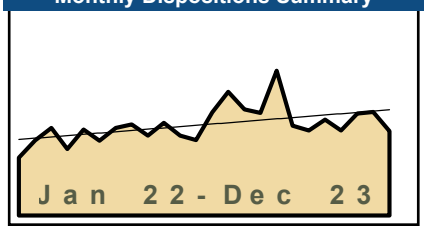

Jan --- Dec Dispositions

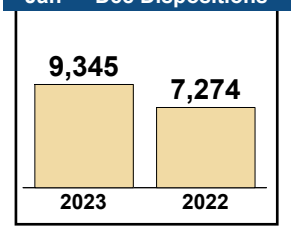

Dispositions by Division

Divisions		Jan	Feb	Mar	Apr	May	Jun	Jul	Aug	Sep	Oct	Nov	Dec	Thru Dec	% Change	Total
Total	2023	788	943	809	783	1,104	684	647	731	648	777	789	642	9,345	28%	9,345
	2022	440	572	668	507	655	570	668	694	610	707	608	575	7,274	▲	7,274
Civil	2023	101	74	60	81	232	114	79	73	73	69	96	79	1,131	18%	1,131
	2022	82	68	64	98	76	63	73	87	86	114	81	63	955	▲	955
Criminal	2023	216	232	288	290	356	274	221	333	268	306	302	323	3,409	22%	3,409
	2022	128	334	234	230	240	224	252	235	251	227	216	223	2,794	▲	2,794
Concealed Handgun Permits	2023	348	532	324	315	329	199	254	193	190	297	294	155	3,430	26%	3,430
	2022	190	102	292	109	266	222	288	291	204	288	246	221	2,719	▲	2,719
Miscellaneous/ Other	2023	123	105	137	97	187	97	93	132	117	105	97	85	1,375	71%	1,375
	2022	40	68	78	70	73	61	55	81	69	78	65	68	806	▲	806

Dispositions by Case Category

Case Categories		Jan	Feb	Mar	Apr	May	Jun	Jul	Aug	Sep	Oct	Nov	Dec	Thru Dec	% Change	Total
Administrative Law	2023	1	-	-	-	3	1	1	1	1	-	-	-	8	60%	8
	2022	-	3	-	-	-	-	-	-	-	-	2	-	5	▲	5
Aggravated Murder	2023	-	-	-	-	-	-	-	-	-	-	1	-	1	0%	1
	2022	-	1	-	-	-	-	-	-	-	-	-	-	1	↔	1
Contested Divorce	2023	8	10	7	6	35	19	13	12	3	6	8	7	134	25%	134
	2022	4	5	15	6	10	7	10	12	15	7	7	9	107	▲	107
Domestic and Family - Level 1	2023	33	2	18	46	13	41	16	19	27	13	29	35	292	67%	292
	2022	29	8	6	10	12	8	1	17	13	48	22	1	175	▲	175
Domestic and Family - Level 2	2023	13	1	4	1	8	7	2	5	2	2	1	8	54	-67%	54
	2022	4	10	6	43	6	12	15	15	5	19	18	12	165	▼	165
Felonies and Related Matters	2023	156	163	195	217	237	180	167	243	172	202	220	212	2,364	17%	2,364
	2022	99	245	176	187	178	150	168	185	184	142	143	170	2,027	▲	2,027
General Civil - Level 1	2023	-	2	-	-	1	-	-	2	-	-	1	-	6	0%	6
	2022	-	1	-	2	-	1	1	-	-	1	-	-	6	↔	6
General Civil - Level 2	2023	12	17	12	10	61	16	14	10	18	17	19	8	214	28%	214
	2022	20	16	10	16	19	12	13	15	11	13	10	12	167	▲	167
General Civil - Level 3	2023	7	13	6	5	26	4	9	3	4	14	10	6	107	110%	107
	2022	6	6	2	3	4	2	10	4	1	5	6	2	51	▲	51
Miscellaneous Civil	2023	405	580	391	369	426	250	307	253	256	347	340	203	4,127	23%	4,127
	2022	220	153	359	167	329	274	337	350	261	344	300	267	3,361	▲	3,361
Misdemeanor	2023	47	60	69	61	93	77	42	80	76	85	72	102	864	38%	864
	2022	22	78	47	31	51	61	70	43	56	67	56	44	626	▲	626
Other	2023	65	57	68	40	80	46	37	70	49	55	49	38	654	392%	654
	2022	9	10	7	11	6	7	4	22	10	18	9	20	133	▲	133
Other Criminally Related Matters	2023	13	10	24	12	27	17	12	11	20	19	9	9	183	20%	183
	2022	9	10	13	12	12	13	14	9	11	18	18	13	152	▲	152
Probates/Wills & Trusts - Level 1	2023	-	1	-	-	1	-	1	-	-	-	-	-	3	3	3
	2022	-	-	-	-	-	-	-	-	-	-	-	-	0	↔	0
Probates/Wills & Trusts - Level 2	2023	2	1	4	3	12	6	3	2	4	6	4	2	49	36%	49
	2022	1	4	2	6	1	4	3	6	4	5	-	-	36	▲	36
Uncontested Divorce	2023	26	26	11	13	81	20	23	20	16	11	26	12	285	9%	285
	2022	17	22	25	13	27	19	22	16	39	20	17	25	262	▲	262

This report reflects data in the case management system. Numbers will update accordingly as reports are refreshed and posted.

PLN-CCMS-10.11 CASELOAD STATISTICS OF THE CIRCUIT COURTS

Stafford

January 2022 -- December 2023 Dispositions

Alexandria and Fairfax Circuit are not Included in State Totals

Dashboard

Court: Stafford Circuit
Start/End Date: Jan-22 / Dec-23
2022 Average Month: 549
Jan-Dec 2022: 6,591
Dispositions Trending: ▲

Circuit/Court ID: 15 215179
Type of Case: Dispositions
2023 Average Month:613
Jan-Dec 2023 : 7,357
Overall AVG. Month: 581

Monthly Dispositions Summary

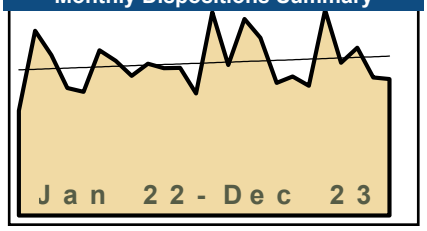

Jan --- Dec Dispositions

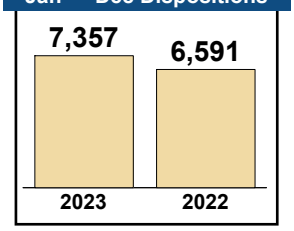

Dispositions by Division

Divisions		Jan	Feb	Mar	Apr	May	Jun	Jul	Aug	Sep	Oct	Nov	Dec	Thru Dec	% Change	Total
Total	2023	775	574	749	677	506	530	495	783	582	640	526	520	7,357	12%	7,357
	2022	399	704	611	486	471	630	589	532	579	562	563	465	6,591	▲	6,591
Civil	2023	48	38	38	78	42	38	33	53	43	50	36	47	544	1%	544
	2022	49	49	57	56	43	47	42	52	27	29	52	37	540	▲	540
Criminal	2023	318	245	291	286	182	281	267	314	311	270	220	227	3,212	22%	3,212
	2022	190	294	244	200	228	221	202	228	232	210	205	186	2,640	▲	2,640
Concealed Handgun Permits	2023	351	252	366	248	236	153	136	356	169	277	220	197	2,961	6%	2,961
	2022	126	304	258	178	142	299	277	185	280	288	257	199	2,793	▲	2,793
Miscellaneous/ Other	2023	58	39	54	65	46	58	59	60	59	43	50	49	640	4%	640
	2022	34	57	52	52	58	63	68	67	40	35	49	43	618	▲	618

Dispositions by Case Category

Case Categories		Jan	Feb	Mar	Apr	May	Jun	Jul	Aug	Sep	Oct	Nov	Dec	Thru Dec	% Change	Total
Administrative Law	2023	2	-	-	1	-	-	-	-	1	1	-	-	5	25%	5
	2022	-	-	1	-	-	1	-	-	-	1	1	-	4	▲	4
Aggravated Murder	2023	-	1	-	-	-	-	-	-	-	-	-	-	1	-50%	1
	2022	-	1	-	-	-	-	-	-	-	-	-	1	2	▼	2
Contested Divorce	2023	7	5	4	15	8	5	8	11	7	9	7	9	95	6%	95
	2022	6	11	9	15	6	7	8	7	1	4	10	6	90	▲	90
Domestic and Family - Level 1	2023	6	4	3	3	9	2	8	7	8	5	4	2	61	-10%	61
	2022	5	8	4	7	8	9	4	6	2	6	4	5	68	▼	68
Domestic and Family - Level 2	2023	6	8	2	7	5	2	7	2	5	2	2	7	55	45%	55
	2022	2	4	2	3	1	4	6	3	3	1	7	2	38	▲	38
Felonies and Related Matters	2023	203	170	193	210	122	179	183	207	196	193	154	143	2,153	27%	2,153
	2022	120	191	168	136	156	150	126	144	128	122	133	121	1,695	▲	1,695
General Civil - Level 1	2023	-	-	-	1	1	-	-	2	-	-	2	-	6	100%	6
	2022	-	-	-	-	-	-	-	1	-	-	2	-	3	▲	3
General Civil - Level 2	2023	7	10	13	12	10	4	2	12	6	5	11	10	102	-4%	102
	2022	11	8	18	4	8	10	2	14	7	5	9	10	106	▼	106
General Civil - Level 3	2023	3	1	2	7	3	8	1	8	1	7	2	5	48	45%	48
	2022	3	2	5	4	4	2	1	4	1	4	2	1	33	▲	33
Miscellaneous Civil	2023	408	289	418	309	277	208	191	413	226	319	268	243	3,569	6%	3,569
	2022	157	358	302	229	198	359	343	248	318	321	305	242	3,380	▲	3,380
Misdemeanor	2023	99	57	76	55	44	79	67	88	104	60	46	77	852	15%	852
	2022	55	92	50	46	59	58	60	66	84	69	48	52	739	▲	739
Other	2023	-	1	1	1	-	2	-	-	1	-	-	-	6	20%	6
	2022	2	1	1	-	1	-	-	-	-	-	-	-	5	▲	5
Other Criminally Related Matters	2023	16	17	24	22	17	24	18	19	12	22	20	8	219	7%	219
	2022	15	10	26	18	13	13	16	18	20	19	24	12	204	▲	204
Probates/Wills & Trusts - Level 1	2023	-	-	-	-	-	-	-	-	-	-	-	-	0	-100%	0
	2022	-	-	-	-	-	-	-	-	-	-	1	-	1	▼	1
Probates/Wills & Trusts - Level 2	2023	3	-	-	1	-	5	1	2	4	-	-	1	17	89%	17
	2022	1	-	-	-	-	2	-	3	-	1	1	1	9	▲	9
Uncontested Divorce	2023	15	11	13	33	10	12	9	12	11	17	10	15	168	-21%	168
	2022	22	18	25	24	17	15	23	18	15	9	16	12	214	▼	214

This report reflects data in the case management system. Numbers will update accordingly as reports are refreshed and posted.

PLN-CCMS-10.11 CASELOAD STATISTICS OF THE CIRCUIT COURTS

Westmoreland

January 2022 -- December 2023 Dispositions

Alexandria and Fairfax Circuit are not included in State Totals

Dashboard

Court: Westmoreland Circuit
Start/End Date: Jan-22 / Dec-23
2022 Average Month: 76
Jan-Dec 2022: 913
Dispositions Trending: ▲

Circuit/Court ID: 15 215193
Type of Case: Dispositions
2023 Average Month:100
Jan-Dec 2023 : 1,196
Overall AVG. Month: 88

Monthly Dispositions Summary

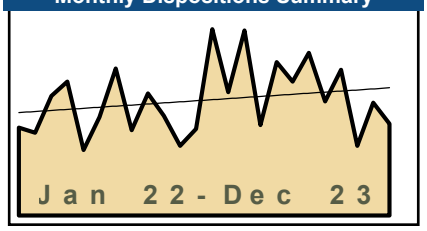

Jan --- Dec Dispositions

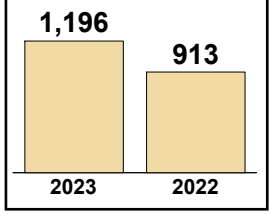

Dispositions by Division

Divisions		Jan	Feb	Mar	Apr	May	Jun	Jul	Aug	Sep	Oct	Nov	Dec	Thru Dec	% Change	Total
Total	2023	142	94	141	69	117	102	124	87	111	53	86	70	1,196	31%	1,196
	2022	67	63	91	102	50	75	112	65	93	76	53	66	913	▲	913
Civil	2023	7	14	12	7	16	13	18	8	7	7	11	2	122	28%	122
	2022	11	10	6	12	5	6	13	5	6	8	7	6	95	▲	95
Criminal	2023	75	43	64	37	39	52	69	55	45	20	40	38	577	56%	577
	2022	16	22	51	34	13	42	48	18	44	32	20	30	370	▲	370
Concealed Handgun Permits	2023	50	36	58	21	36	30	31	18	48	24	29	25	406	5%	406
	2022	31	30	30	54	23	22	44	37	38	30	24	25	388	▲	388
Miscellaneous/ Other	2023	10	1	7	4	26	7	6	6	11	2	6	5	91	52%	91
	2022	9	1	4	2	9	5	7	5	5	6	2	5	60	▲	60

Dispositions by Case Category

Case Categories		Jan	Feb	Mar	Apr	May	Jun	Jul	Aug	Sep	Oct	Nov	Dec	Thru Dec	% Change	Total
Administrative Law	2023	-	1	-	-	-	-	-	-	-	-	-	-	1	1	1
	2022	-	-	-	-	-	-	-	-	-	-	-	-	0	↔	0
Contested Divorce	2023	2	1	2	-	1	3	1	-	1	-	3	-	14	-22%	14
	2022	3	3	3	1	-	-	3	-	-	2	2	1	18	▼	18
Domestic and Family - Level 1	2023	4	4	1	2	1	2	4	4	2	1	3	-	28	47%	28
	2022	1	2	-	3	-	2	3	-	4	3	-	1	19	▲	19
Domestic and Family - Level 2	2023	-	-	-	-	-	1	-	-	1	-	1	-	3	50%	3
	2022	1	-	-	-	-	1	-	-	-	-	-	-	2	▲	2
Felonies and Related Matters	2023	39	29	43	22	33	43	59	39	27	7	27	31	399	57%	399
	2022	12	15	33	20	7	26	38	10	25	29	16	23	254	▲	254
General Civil - Level 1	2023	-	-	-	-	1	-	-	-	-	1	1	-	3	3	3
	2022	-	-	-	-	-	-	-	-	-	-	-	-	0	↔	0
General Civil - Level 2	2023	1	1	2	2	8	2	2	1	-	3	2	1	25	92%	25
	2022	2	-	-	2	1	2	2	-	1	1	-	2	13	▲	13
General Civil - Level 3	2023	1	2	4	1	4	4	4	2	-	-	2	-	24	26%	24
	2022	3	-	-	2	-	-	4	4	1	2	1	2	19	▲	19
Miscellaneous Civil	2023	58	37	64	25	53	34	36	23	59	26	33	30	478	11%	478
	2022	38	31	34	55	30	27	49	39	41	34	26	28	432	▲	432
Misdemeanor	2023	25	10	8	13	5	4	15	16	17	10	9	7	139	114%	139
	2022	3	5	5	13	3	10	7	5	5	2	4	3	65	▲	65
Other	2023	-	-	-	-	-	-	-	-	-	1	1	-	2	-50%	2
	2022	-	-	1	1	2	-	-	-	-	-	-	-	4	▼	4
Other Criminally Related Matters	2023	11	4	13	2	1	5	-	-	1	3	4	-	44	-17%	44
	2022	1	2	14	1	3	6	3	3	14	2	-	4	53	▼	53
Probates/Wills & Trusts - Level 2	2023	-	1	-	1	2	-	-	-	1	-	-	-	5	400%	5
	2022	-	-	-	1	-	-	-	-	-	-	-	-	1	▲	1
Uncontested Divorce	2023	1	4	4	1	8	4	3	2	2	1	-	1	31	-6%	31
	2022	3	5	1	3	4	1	3	4	2	1	4	2	33	▼	33

This report reflects data in the case management system. Numbers will update accordingly as reports are refreshed and posted.

PLN-CCMS-10.11 CASELOAD STATISTICS OF THE CIRCUIT COURTS

Fredericksburg

January 2022 -- December 2023 Dispositions

Alexandria and Fairfax Circuit are not Included in State Totals

Dashboard

Court: Fredericksburg Circuit
Start/End Date: Jan-22 / Dec-23
2022 Average Month: 260
Jan-Dec 2022: 3,117
Dispositions Trending: ▲

Circuit/Court ID: 15 215630
Type of Case: Dispositions
2023 Average Month:270
Jan-Dec 2023 : 3,237
Overall AVG. Month: 265

Monthly Dispositions Summary

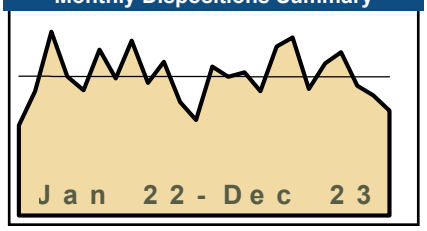

Jan --- Dec Dispositions

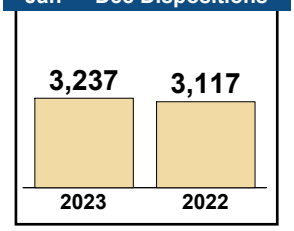

Dispositions by Division

Divisions		Jan	Feb	Mar	Apr	May	Jun	Jul	Aug	Sep	Oct	Nov	Dec	Thru Dec	% Change	Total
Total	2023	284	264	273	237	322	339	241	290	311	247	229	200	3,237	4%	3,237
	2022	172	237	350	265	239	316	261	333	253	293	216	182	3,117	▲	3,117
Civil	2023	46	60	54	47	45	63	54	47	54	36	52	38	596	23%	596
	2022	24	28	61	47	45	34	39	59	54	32	32	29	484	▲	484
Criminal	2023	145	135	131	138	186	192	116	163	179	148	102	94	1,729	-5%	1,729
	2022	98	153	204	157	136	212	140	198	124	177	118	98	1,815	▼	1,815
Concealed Handgun Permits	2023	30	35	29	26	39	22	29	22	29	15	34	22	332	24%	332
	2022	15	12	32	17	20	34	29	25	21	19	21	22	267	▲	267
Miscellaneous/ Other	2023	63	34	59	26	52	62	42	58	49	48	41	46	580	5%	580
	2022	35	44	53	44	38	36	53	51	54	65	45	33	551	▲	551

Dispositions by Case Category

Case Categories		Jan	Feb	Mar	Apr	May	Jun	Jul	Aug	Sep	Oct	Nov	Dec	Thru Dec	% Change	Total
Administrative Law	2023	1	-	-	1	-	-	-	-	-	1	1	2	6	200%	6
	2022	-	-	-	-	-	-	-	1	1	-	-	-	2	▲	2
Aggravated Murder	2023	-	2	-	-	-	-	-	-	-	-	-	-	2	0%	2
	2022	1	-	1	-	-	-	-	-	-	-	-	-	2	↔	2
Contested Divorce	2023	7	4	4	6	6	3	11	4	9	4	7	5	70	15%	70
	2022	2	5	3	11	7	5	2	6	5	5	6	4	61	▲	61
Domestic and Family - Level 1	2023	11	26	15	1	2	5	2	9	3	3	6	3	86	34%	86
	2022	6	-	14	2	6	3	10	13	-	3	6	1	64	▲	64
Domestic and Family - Level 2	2023	3	7	7	10	13	14	9	11	10	5	12	3	104	100%	104
	2022	2	1	5	5	7	4	5	11	9	-	3	-	52	▲	52
Felonies and Related Matters	2023	104	81	92	95	106	125	74	113	126	101	63	71	1,151	-2%	1,151
	2022	56	106	132	108	80	143	92	134	79	100	79	68	1,177	▼	1,177
General Civil - Level 1	2023	2	1	1	1	-	2	1	-	2	1	2	1	14	-13%	14
	2022	1	-	2	2	-	2	1	2	-	3	1	2	16	▼	16
General Civil - Level 2	2023	7	6	15	8	14	11	11	8	12	8	8	10	118	23%	118
	2022	6	3	11	10	4	12	6	8	16	8	6	6	96	▲	96
General Civil - Level 3	2023	7	8	4	4	5	8	3	6	1	3	2	5	56	12%	56
	2022	1	4	4	1	3	3	3	9	9	6	4	3	50	▲	50
Miscellaneous Civil	2023	59	55	52	35	57	55	40	42	55	32	49	45	576	16%	576
	2022	32	28	60	36	38	44	47	41	40	53	43	36	498	▲	498
Misdemeanor	2023	34	46	31	40	75	51	40	42	48	35	37	19	498	-12%	498
	2022	37	47	66	43	44	59	45	59	39	68	34	28	569	▼	569
Other	2023	27	8	34	15	31	32	30	34	22	30	25	23	311	8%	311
	2022	16	28	22	25	20	22	32	36	31	21	20	15	288	▲	288
Other Criminally Related Matters	2023	7	6	8	3	5	17	2	8	5	12	3	4	80	14%	80
	2022	4	1	5	6	12	10	4	5	6	10	5	2	70	▲	70
Probates/Wills & Trusts - Level 1	2023	-	-	-	-	-	-	1	1	-	-	-	-	2	2	2
	2022	-	-	-	-	-	-	-	-	-	-	-	-	0	↔	0
Probates/Wills & Trusts - Level 2	2023	2	2	1	5	-	1	1	1	1	1	-	-	15	-25%	15
	2022	-	3	-	2	-	-	1	-	6	5	1	2	20	▼	20
Uncontested Divorce	2023	13	12	9	13	8	15	16	11	17	11	14	9	148	-3%	148
	2022	8	11	25	14	18	9	13	8	12	11	8	15	152	▼	152

This report reflects data in the case management system. Numbers will update accordingly as reports are refreshed and posted.

PLN-CCMS-10.11 CASELOAD STATISTICS OF THE CIRCUIT COURTS

Albemarle

January 2022 -- December 2023 Dispositions

Alexandria and Fairfax Circuit are not included in State Totals

Dashboard

Court: Albemarle Circuit
Start/End Date: Jan-22 / Dec-23
2022 Average Month: 276
Jan-Dec 2022: 3,315
Dispositions Trending: ▲

Circuit/Court ID: 16 216003
Type of Case: Dispositions
2023 Average Month:323
Jan-Dec 2023 : 3,879
Overall AVG. Month: 300

Monthly Dispositions Summary

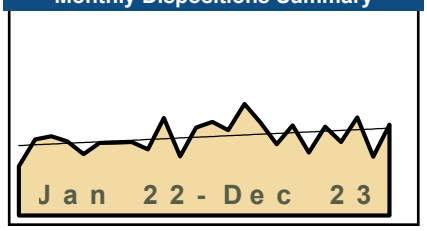

Jan --- Dec Dispositions

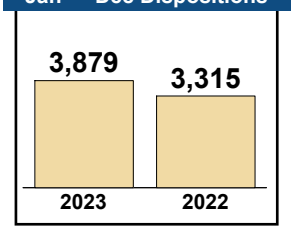

Dispositions by Division

Divisions		Jan	Feb	Mar	Apr	May	Jun	Jul	Aug	Sep	Oct	Nov	Dec	Thru Dec	% Change	Total
Total	2023	357	325	425	354	272	343	240	339	280	374	224	346	3,879	17%	3,879
	2022	188	290	302	283	234	276	278	280	252	372	225	335	3,315	▲	3,315
Civil	2023	68	46	145	61	67	58	47	64	72	68	35	60	791	6%	791
	2022	38	69	61	60	66	48	63	54	49	93	66	82	749	▲	749
Criminal	2023	61	65	37	71	31	84	36	49	75	98	25	29	661	8%	661
	2022	46	90	48	55	28	70	30	65	43	65	21	53	614	▲	614
Concealed Handgun Permits	2023	109	126	114	132	68	91	67	108	49	116	33	104	1,117	16%	1,117
	2022	56	64	90	101	42	79	70	84	83	116	60	117	962	▲	962
Miscellaneous/ Other	2023	119	88	129	90	106	110	90	118	84	92	131	153	1,310	32%	1,310
	2022	48	67	103	67	98	79	115	77	77	98	78	83	990	▲	990

Dispositions by Case Category

Case Categories		Jan	Feb	Mar	Apr	May	Jun	Jul	Aug	Sep	Oct	Nov	Dec	Thru Dec	% Change	Total
Administrative Law	2023	-	-	1	-	1	-	1	-	1	-	1	-	5	25%	5
	2022	-	-	-	-	-	-	-	-	-	2	2	-	4	▲	4
Aggravated Murder	2023	-	-	-	-	1	-	-	1	-	-	-	-	2	2	2
	2022	-	-	-	-	-	-	-	-	-	-	-	-	0	↔	0
Contested Divorce	2023	5	4	24	3	9	4	1	4	16	11	4	5	90	11%	90
	2022	3	5	9	8	6	6	5	4	5	7	10	13	81	▲	81
Domestic and Family - Level 1	2023	16	13	16	11	6	15	5	10	3	4	3	5	107	3%	107
	2022	2	16	2	2	18	4	2	6	12	12	18	10	104	▲	104
Domestic and Family - Level 2	2023	6	5	10	4	3	7	1	4	6	5	3	6	60	33%	60
	2022	1	2	4	3	8	2	3	5	4	4	5	4	45	▲	45
Felonies and Related Matters	2023	50	49	33	57	28	69	33	34	66	77	24	26	546	20%	546
	2022	38	72	36	36	21	45	21	48	36	46	14	42	455	▲	455
General Civil	2023	-	-	-	-	-	-	-	-	-	-	-	-	0	-100%	0
	2022	-	-	5	-	-	-	-	-	-	-	-	-	5	▼	5
General Civil - Level 1	2023	1	-	1	2	-	1	1	4	3	-	-	2	15	-6%	15
	2022	1	2	-	1	1	-	-	-	1	6	2	2	16	▼	16
General Civil - Level 2	2023	14	10	39	13	12	9	19	16	10	13	11	20	186	-3%	186
	2022	20	13	14	19	14	12	17	9	14	31	10	19	192	▼	192
General Civil - Level 3	2023	7	6	14	11	5	1	2	4	1	9	3	4	67	-21%	67
	2022	6	9	5	8	3	5	7	7	1	16	11	7	85	▼	85
Miscellaneous Civil	2023	146	140	174	165	107	145	109	153	83	153	73	131	1,579	9%	1,579
	2022	68	92	127	140	89	115	150	121	122	164	94	171	1,453	▲	1,453
Misdemeanor	2023	11	13	4	10	2	15	3	11	8	15	1	1	94	-36%	94
	2022	8	16	11	17	7	24	8	17	6	17	5	11	147	▼	147
Other	2023	81	70	65	55	67	56	45	72	47	50	84	116	808	83%	808
	2022	28	35	57	25	46	38	30	44	38	33	38	29	441	▲	441
Other Criminally Related Matters	2023	-	3	1	4	-	2	-	3	1	6	-	2	22	69%	22
	2022	-	2	1	2	-	1	1	-	1	2	2	1	13	▲	13
Probates/Wills & Trusts - Level 1	2023	-	-	-	-	2	1	1	-	2	-	1	1	8	60%	8
	2022	-	-	2	1	1	-	-	-	1	-	-	-	5	▲	5
Probates/Wills & Trusts - Level 2	2023	6	5	6	3	2	4	2	9	3	7	1	2	50	4%	50
	2022	1	1	5	7	-	5	9	9	-	2	6	3	48	▲	48
Protective Orders	2023	-	-	-	-	-	2	-	-	-	-	-	-	2	2	2
	2022	-	-	-	-	-	-	-	-	-	-	-	-	0	↔	0
Uncontested Divorce	2023	14	7	37	16	27	12	17	14	30	24	15	25	238	8%	238
	2022	12	25	24	14	20	19	25	10	11	30	8	23	221	▲	221

This report reflects data in the case management system. Numbers will update accordingly as reports are refreshed and posted.

PLN-CCMS-10.11 CASELOAD STATISTICS OF THE CIRCUIT COURTS

Culpeper

January 2022 -- December 2023 Dispositions

Alexandria and Fairfax Circuit are not included in State Totals

Dashboard

Court: Culpeper Circuit
Start/End Date: Jan-22 / Dec-23
2022 Average Month: 252
Jan-Dec 2022: 3,025
Dispositions Trending: ▲

Circuit/Court ID: 16 216047
Type of Case: Dispositions
2023 Average Month:265
Jan-Dec 2023 : 3,181
Overall AVG. Month: 259

Monthly Dispositions Summary

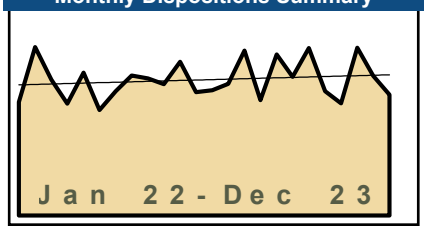

Jan --- Dec Dispositions

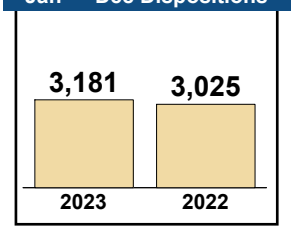

Dispositions by Division

Divisions		Jan	Feb	Mar	Apr	May	Jun	Jul	Aug	Sep	Oct	Nov	Dec	Thru Dec	% Change	Total
Total	2023	239	251	314	220	307	264	319	237	214	320	266	230	3,181	5%	3,181
	2022	216	321	259	213	272	201	237	267	261	250	293	235	3,025	▲	3,025
Civil	2023	44	32	42	55	48	27	42	34	35	44	57	33	493	-2%	493
	2022	35	50	46	32	70	32	31	48	37	46	30	44	501	▼	501
Criminal	2023	87	111	110	82	143	123	165	110	104	155	121	98	1,409	9%	1,409
	2022	109	157	99	91	111	70	114	118	105	95	135	83	1,287	▲	1,287
Concealed Handgun Permits	2023	89	89	138	68	82	80	95	67	55	92	64	87	1,006	4%	1,006
	2022	55	93	85	73	66	73	72	88	86	86	106	84	967	▲	967
Miscellaneous/ Other	2023	19	19	24	15	34	34	17	26	20	29	24	12	273	1%	273
	2022	17	21	29	17	25	26	20	13	33	23	22	24	270	▲	270

Dispositions by Case Category

Case Categories		Jan	Feb	Mar	Apr	May	Jun	Jul	Aug	Sep	Oct	Nov	Dec	Thru Dec	% Change	Total
Administrative Law	2023	-	-	-	-	-	-	-	-	-	-	-	-	0	-100%	0
	2022	-	-	-	-	-	-	-	-	1	-	-	-	1	▼	1
Contested Divorce	2023	8	5	10	15	9	3	7	6	9	2	4	8	86	-1%	86
	2022	5	10	7	8	13	3	4	8	8	7	7	7	87	▼	87
Domestic and Family - Level 1	2023	11	2	-	2	4	1	11	4	4	7	26	11	83	98%	83
	2022	1	4	1	2	1	4	3	10	1	1	3	11	42	▲	42
Domestic and Family - Level 2	2023	2	1	4	3	4	2	1	1	6	3	4	1	32	0%	32
	2022	2	15	2	-	2	-	2	2	-	2	-	5	32	↔	32
Felonies and Related Matters	2023	67	74	82	62	115	84	100	76	77	112	90	80	1,019	10%	1,019
	2022	81	127	66	59	73	52	93	80	80	64	100	54	929	▲	929
General Civil - Level 1	2023	-	-	2	1	-	-	-	1	-	-	-	-	4	-20%	4
	2022	1	-	-	-	2	1	-	-	-	1	-	-	5	▼	5
General Civil - Level 2	2023	1	4	8	8	7	4	4	4	2	12	6	3	63	-13%	63
	2022	6	3	8	4	19	7	3	5	7	3	3	4	72	▼	72
General Civil - Level 3	2023	5	1	-	2	2	-	2	2	3	3	3	1	24	-11%	24
	2022	-	1	3	1	5	4	1	1	4	2	2	3	27	▼	27
Miscellaneous Civil	2023	110	107	162	82	113	113	111	92	74	120	83	99	1,266	4%	1,266
	2022	72	114	109	90	86	97	91	100	117	108	128	109	1,221	▲	1,221
Misdemeanor	2023	18	34	28	18	27	37	59	32	25	42	31	18	369	10%	369
	2022	28	29	32	30	34	18	21	31	22	31	34	24	334	▲	334
Other	2023	-	-	-	1	2	-	1	-	-	1	1	-	6	-63%	6
	2022	1	-	4	-	5	1	2	-	-	1	2	-	16	▼	16
Other Criminally Related Matters	2023	2	3	-	2	1	2	6	2	2	1	-	-	21	-16%	21
	2022	1	1	1	2	4	-	-	7	3	-	1	5	25	▼	25
Probates/Wills & Trusts - Level 1	2023	-	-	-	-	-	-	-	-	-	-	-	-	0	-100%	0
	2022	-	-	-	-	1	-	-	-	-	-	-	-	1	▼	1
Probates/Wills & Trusts - Level 2	2023	1	2	-	3	3	-	1	-	1	-	2	-	13	-28%	13
	2022	-	-	4	1	4	-	2	-	2	1	1	3	18	▼	18
Uncontested Divorce	2023	14	18	18	21	20	18	16	17	11	17	16	9	195	-9%	195
	2022	18	17	22	16	23	14	15	23	16	29	12	10	215	▼	215

This report reflects data in the case management system. Numbers will update accordingly as reports are refreshed and posted.

PLN-CCMS-10.11 CASELOAD STATISTICS OF THE CIRCUIT COURTS

Fluvanna

January 2022 -- December 2023 Dispositions

Alexandria and Fairfax Circuit are not included in State Totals

Dashboard

Court: Fluvanna Circuit
Start/End Date: Jan-22 / Dec-23
2022 Average Month: 130
Jan-Dec 2022: 1,565
Dispositions Trending: ▲

Circuit/Court ID: 16 216065
Type of Case: Dispositions
2023 Average Month:139
Jan-Dec 2023 : 1,672
Overall AVG. Month: 135

Monthly Dispositions Summary



Jan --- Dec Dispositions

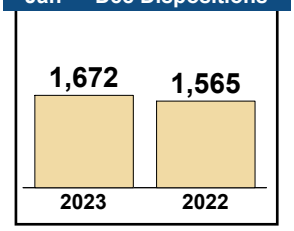

Dispositions by Division

Divisions		Jan	Feb	Mar	Apr	May	Jun	Jul	Aug	Sep	Oct	Nov	Dec	Thru Dec	% Change	Total
Total	2023	148	110	131	142	71	198	100	200	119	169	70	214	1,672	7%	1,672
	2022	90	132	113	121	91	122	121	90	163	188	128	206	1,565	▲	1,565
Civil	2023	8	16	10	10	15	25	15	10	9	6	14	11	149	-31%	149
	2022	8	16	23	18	16	15	12	22	21	26	24	16	217	▼	217
Criminal	2023	32	31	37	28	23	46	26	113	51	70	15	33	505	34%	505
	2022	4	48	8	26	28	35	27	22	27	36	14	102	377	▲	377
Concealed Handgun Permits	2023	83	35	66	72	13	98	37	46	27	54	20	53	604	1%	604
	2022	55	46	49	43	19	37	60	16	78	90	55	52	600	▲	600
Miscellaneous/ Other	2023	25	28	18	32	20	29	22	31	32	39	21	117	414	12%	414
	2022	23	22	33	34	28	35	22	30	37	36	35	36	371	▲	371

Dispositions by Case Category

Case Categories		Jan	Feb	Mar	Apr	May	Jun	Jul	Aug	Sep	Oct	Nov	Dec	Thru Dec	% Change	Total
Administrative Law	2023	-	-	-	-	-	-	-	-	-	-	-	-	0	-100%	0
	2022	-	-	-	-	-	-	-	-	-	-	1	-	1	▼	1
Contested Divorce	2023	2	5	2	1	5	1	4	1	1	1	1	2	26	53%	26
	2022	1	2	2	2	2	1	3	1	1	1	1	-	17	▲	17
Domestic and Family - Level 1	2023	-	-	1	-	3	7	4	4	-	-	4	-	23	-54%	23
	2022	-	5	5	-	4	5	-	4	5	14	4	4	50	▼	50
Domestic and Family - Level 2	2023	1	3	-	1	3	2	-	-	1	1	1	3	16	7%	16
	2022	-	3	1	-	1	2	4	-	-	1	2	1	15	▲	15
Felonies and Related Matters	2023	22	15	23	21	14	29	22	77	39	40	9	29	340	25%	340
	2022	1	38	1	13	18	24	20	18	20	26	10	83	272	▲	272
General Civil - Level 1	2023	-	-	-	1	-	-	-	-	-	1	-	-	2	100%	2
	2022	-	-	-	-	-	-	-	-	-	-	1	-	1	▲	1
General Civil - Level 2	2023	1	1	4	1	3	2	-	2	2	3	2	4	25	-31%	25
	2022	2	4	3	6	1	1	1	4	1	5	6	2	36	▼	36
General Civil - Level 3	2023	2	1	2	-	-	3	5	2	2	-	-	2	19	-24%	19
	2022	1	-	6	-	4	1	1	1	3	3	2	3	25	▼	25
Miscellaneous Civil	2023	90	43	72	85	26	109	47	55	38	80	29	122	796	2%	796
	2022	63	53	65	60	35	48	73	33	100	107	75	67	779	▲	779
Misdemeanor	2023	10	12	14	7	9	12	4	35	12	13	6	4	138	42%	138
	2022	1	9	7	12	9	12	7	4	7	10	4	15	97	▲	97
Other	2023	18	20	11	18	6	19	10	21	21	11	11	46	212	16%	212
	2022	14	16	14	17	13	23	9	13	14	16	12	21	182	▲	182
Other Criminally Related Matters	2023	-	4	-	-	-	5	-	1	-	17	-	-	27	170%	27
	2022	3	1	-	1	1	-	-	-	-	-	-	4	10	▲	10
Probates/Wills & Trusts - Level 1	2023	-	-	-	-	-	-	1	-	-	-	-	-	1	0%	1
	2022	-	-	-	-	-	-	1	-	-	-	-	-	1	↔	1
Probates/Wills & Trusts - Level 2	2023	-	2	-	-	-	-	-	-	1	-	-	-	3	-57%	3
	2022	-	-	2	1	-	-	-	1	1	-	1	1	7	▼	7
Protective Orders	2023	-	-	-	-	-	-	-	-	-	-	-	-	0	-100%	0
	2022	-	-	-	-	-	1	-	-	-	-	-	-	1	▼	1
Uncontested Divorce	2023	2	4	2	7	2	9	3	2	2	2	7	2	44	-38%	44
	2022	4	1	7	9	3	4	2	11	11	5	9	5	71	▼	71

This report reflects data in the case management system. Numbers will update accordingly as reports are refreshed and posted.

PLN-CCMS-10.11 CASELOAD STATISTICS OF THE CIRCUIT COURTS

Goochland

January 2022 -- December 2023 Dispositions

Alexandria and Fairfax Circuit are not included in State Totals

Dashboard

Court: Goochland Circuit
Start/End Date: Jan-22 / Dec-23
2022 Average Month: 99
Jan-Dec 2022: 1,191
Dispositions Trending: ▲

Circuit/Court ID: 16 216075
Type of Case: Dispositions
2023 Average Month:109
Jan-Dec 2023 : 1,305
Overall AVG. Month: 104

Monthly Dispositions Summary

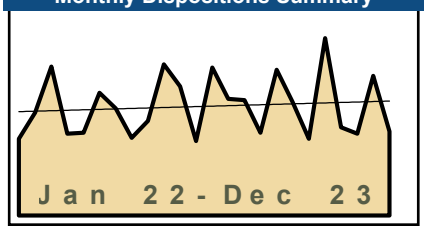

Jan --- Dec Dispositions

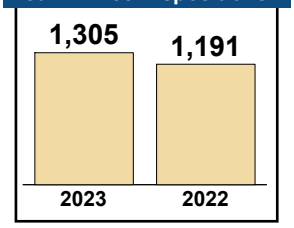

Dispositions by Division

Divisions		Jan	Feb	Mar	Apr	May	Jun	Jul	Aug	Sep	Oct	Nov	Dec	Thru Dec	% Change	Total
Total	2023	141	111	110	79	139	108	73	169	84	78	133	80	1,305	10%	1,305
	2022	73	98	142	78	79	117	102	74	90	144	123	71	1,191	▲	1,191
Civil	2023	13	7	21	8	16	12	15	19	6	12	16	8	153	-5%	153
	2022	15	6	14	13	39	17	7	10	9	8	18	5	161	▼	161
Criminal	2023	12	13	19	9	41	19	20	77	20	18	30	11	289	21%	289
	2022	10	23	25	12	7	30	18	21	14	22	43	13	238	▲	238
Concealed Handgun Permits	2023	100	78	57	52	78	73	29	61	51	31	85	52	747	11%	747
	2022	41	60	89	41	20	66	68	33	56	99	50	47	670	▲	670
Miscellaneous/ Other	2023	16	13	13	10	4	4	9	12	7	17	2	9	116	-5%	116
	2022	7	9	14	12	13	4	9	10	11	15	12	6	122	▼	122

Dispositions by Case Category

Case Categories		Jan	Feb	Mar	Apr	May	Jun	Jul	Aug	Sep	Oct	Nov	Dec	Thru Dec	% Change	Total
Administrative Law	2023	-	-	-	-	-	-	-	2	-	-	-	-	2	100%	2
	2022	-	-	-	-	-	1	-	-	-	-	-	-	1	▲	1
Aggravated Murder	2023	-	-	-	-	-	-	-	1	-	-	-	-	1	1	1
	2022	-	-	-	-	-	-	-	-	-	-	-	-	0	↔	0
Contested Divorce	2023	2	2	4	1	2	2	2	1	3	1	3	1	24	85%	24
	2022	1	-	1	2	2	1	-	1	-	1	2	2	13	▲	13
Domestic and Family - Level 1	2023	5	1	2	-	-	-	-	-	1	-	-	-	9	-36%	9
	2022	3	-	-	3	-	4	1	-	2	-	-	1	14	▼	14
Domestic and Family - Level 2	2023	1	-	2	-	1	-	-	-	-	-	-	-	4	0%	4
	2022	1	-	-	-	-	-	-	1	-	1	1	-	4	↔	4
Felonies and Related Matters	2023	9	6	13	2	22	14	11	58	11	9	20	8	183	12%	183
	2022	7	18	18	9	6	19	8	10	8	16	34	11	164	▲	164
General Civil - Level 1	2023	-	-	1	-	-	-	-	-	1	-	-	-	2	0%	2
	2022	-	-	-	1	1	-	-	-	-	-	-	-	2	↔	2
General Civil - Level 2	2023	5	1	5	3	7	6	5	8	-	6	6	4	56	37%	56
	2022	5	1	6	5	4	1	1	6	2	3	7	-	41	▲	41
General Civil - Level 3	2023	-	1	4	1	4	1	5	-	-	-	3	1	20	-66%	20
	2022	-	4	4	1	30	9	3	1	1	3	2	-	58	▼	58
Miscellaneous Civil	2023	114	91	69	62	82	77	38	71	56	47	86	60	853	10%	853
	2022	47	68	101	50	32	68	77	43	67	111	62	52	778	▲	778
Misdemeanor	2023	3	6	5	2	16	2	4	17	5	6	8	3	77	26%	77
	2022	4	4	5	2	1	10	9	9	4	5	5	3	61	▲	61
Other	2023	-	-	-	-	-	-	-	-	-	-	-	-	0	-100%	0
	2022	-	-	-	1	-	-	-	-	-	1	-	-	2	▼	2
Other Criminally Related Matters	2023	-	1	1	5	3	3	5	2	4	3	2	-	29	81%	29
	2022	-	1	2	1	-	2	1	2	2	1	4	-	16	▲	16
Probates/Wills & Trusts - Level 1	2023	-	-	-	-	-	-	-	1	-	-	-	-	1	0%	1
	2022	1	-	-	-	-	-	-	-	-	-	-	-	1	↔	1
Probates/Wills & Trusts - Level 2	2023	-	-	1	-	-	1	-	-	-	-	-	-	2	0%	2
	2022	1	-	-	-	-	-	-	-	1	-	-	-	2	↔	2
Uncontested Divorce	2023	2	2	3	3	2	2	3	8	3	6	5	3	42	24%	42
	2022	3	2	5	3	3	2	2	1	3	2	6	2	34	▲	34

This report reflects data in the case management system. Numbers will update accordingly as reports are refreshed and posted.

PLN-CCMS-10.11 CASELOAD STATISTICS OF THE CIRCUIT COURTS

Greene

January 2022 -- December 2023 Dispositions

Alexandria and Fairfax Circuit are not Included in State Totals

Dashboard

Court: Greene Circuit
Start/End Date: Jan-22 / Dec-23
2022 Average Month: 94
Jan-Dec 2022: 1,128
Dispositions Trending: ▲

Circuit/Court ID: 16 216079
Type of Case: Dispositions
2023 Average Month:124
Jan-Dec 2023 : 1,487
Overall AVG. Month: 109

Monthly Dispositions Summary

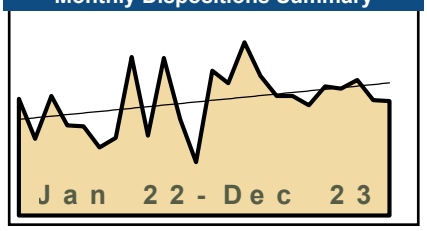

Jan --- Dec Dispositions

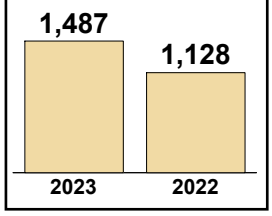

Dispositions by Division

Divisions		Jan	Feb	Mar	Apr	May	Jun	Jul	Aug	Sep	Oct	Nov	Dec	Thru Dec	% Change	Total
Total	2023	138	126	165	133	114	114	105	123	121	129	110	109	1,487	32%	1,487
	2022	111	73	114	86	85	65	74	151	76	150	92	51	1,128	▲	1,128
Civil	2023	10	5	14	56	31	11	10	21	10	21	7	18	214	69%	214
	2022	6	10	8	7	7	15	2	22	14	19	3	14	127	▲	127
Criminal	2023	50	53	56	19	23	33	19	64	19	48	21	5	410	-4%	410
	2022	38	28	30	53	34	22	20	61	34	72	14	20	426	▼	426
Concealed Handgun Permits	2023	66	57	76	32	40	43	55	19	80	32	68	15	583	33%	583
	2022	56	17	71	16	36	17	46	41	16	51	72	-	439	▲	439
Miscellaneous/ Other	2023	12	11	19	26	20	27	21	19	12	28	14	71	280	106%	280
	2022	11	18	5	10	8	11	6	27	12	8	3	17	136	▲	136

Dispositions by Case Category

Case Categories		Jan	Feb	Mar	Apr	May	Jun	Jul	Aug	Sep	Oct	Nov	Dec	Thru Dec	% Change	Total
Administrative Law	2023	-	1	-	1	-	1	-	-	-	-	-	1	4	4	4
	2022	-	-	-	-	-	-	-	-	-	-	-	-	0	↔	0
Aggravated Murder	2023	-	-	-	-	-	-	-	-	-	-	-	-	0	-100%	0
	2022	-	-	-	-	-	-	-	-	-	1	-	-	1	▼	1
Contested Divorce	2023	-	1	2	7	4	1	3	3	-	2	-	-	23	64%	23
	2022	1	2	1	2	1	-	-	1	-	-	-	6	14	▲	14
Domestic and Family - Level 1	2023	2	-	4	3	5	-	2	11	-	1	1	11	40	11%	40
	2022	-	5	-	-	1	2	-	6	9	12	-	1	36	▲	36
Domestic and Family - Level 2	2023	-	-	-	-	1	1	-	1	-	-	-	-	3	3	3
	2022	-	-	-	-	-	-	-	-	-	-	-	-	0	↔	0
Felonies and Related Matters	2023	34	31	39	9	14	28	11	47	16	23	17	2	271	-15%	271
	2022	22	22	27	43	24	12	19	49	30	49	7	16	320	▼	320
General Civil - Level 1	2023	-	-	1	1	-	-	-	-	1	1	-	1	5	5	5
	2022	-	-	-	-	-	-	-	-	-	-	-	-	0	↔	0
General Civil - Level 2	2023	3	1	3	20	10	1	2	1	3	5	5	3	57	119%	57
	2022	1	1	2	3	2	1	-	7	1	2	2	4	26	▲	26
General Civil - Level 3	2023	1	-	-	6	4	-	1	1	2	2	-	1	18	50%	18
	2022	1	2	-	-	1	-	-	2	3	2	-	1	12	▲	12
Miscellaneous Civil	2023	78	65	93	48	53	64	71	25	90	54	80	20	741	40%	741
	2022	65	28	74	23	42	28	46	57	22	57	75	11	528	▲	528
Misdemeanor	2023	14	17	17	6	9	2	7	17	3	24	4	3	123	37%	123
	2022	16	5	3	5	10	9	1	9	4	16	7	5	90	▲	90
Other	2023	-	2	1	4	3	10	4	12	4	5	2	66	113	176%	113
	2022	1	5	2	2	2	-	6	10	6	1	-	6	41	▲	41
Other Criminally Related Matters	2023	3	5	-	4	-	4	1	-	-	2	-	-	19	19%	19
	2022	-	1	-	5	-	1	-	3	-	6	-	-	16	▲	16
Probates/Wills & Trusts - Level 1	2023	-	-	-	-	2	-	-	1	-	-	-	-	3	200%	3
	2022	-	-	-	-	-	1	-	-	-	-	-	-	1	▲	1
Probates/Wills & Trusts - Level 2	2023	-	-	2	1	-	-	-	-	-	-	-	-	3	50%	3
	2022	-	-	-	-	-	1	1	-	-	-	-	-	2	▲	2
Uncontested Divorce	2023	3	3	3	23	9	2	3	4	2	10	1	1	64	56%	64
	2022	4	2	5	3	2	10	1	7	1	4	1	1	41	▲	41

This report reflects data in the case management system. Numbers will update accordingly as reports are refreshed and posted.

PLN-CCMS-10.11 CASELOAD STATISTICS OF THE CIRCUIT COURTS

Louisa

January 2022 -- December 2023 Dispositions

Alexandria and Fairfax Circuit are not Included in State Totals

Dashboard

Court: Louisa Circuit
Start/End Date: Jan-22 / Dec-23
2022 Average Month: 189
Jan-Dec 2022: 2,272
Dispositions Trending: ▲

Circuit/Court ID: 16 216109
Type of Case: Dispositions
2023 Average Month:209
Jan-Dec 2023 : 2,511
Overall AVG. Month: 199

Monthly Dispositions Summary

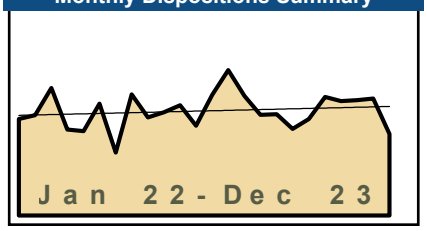

Jan --- Dec Dispositions

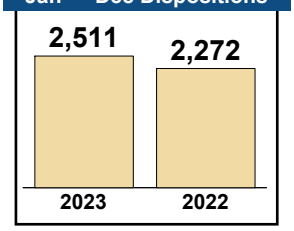

Dispositions by Division

Divisions		Jan	Feb	Mar	Apr	May	Jun	Jul	Aug	Sep	Oct	Nov	Dec	Thru Dec	% Change	Total
Total	2023	230	277	228	192	193	165	184	226	218	220	223	155	2,511	11%	2,511
	2022	184	191	243	164	161	213	120	231	187	197	210	171	2,272	▲	2,272
Civil	2023	26	19	19	17	17	18	23	21	10	17	19	26	232	-11%	232
	2022	24	32	33	16	16	26	32	25	7	10	19	21	261	▼	261
Criminal	2023	67	66	64	68	63	75	61	93	117	101	76	54	905	30%	905
	2022	44	69	92	48	53	54	34	74	73	52	65	37	695	▲	695
Concealed Handgun Permits	2023	90	159	99	82	80	39	79	80	58	60	100	40	966	8%	966
	2022	64	59	78	60	59	98	19	99	79	102	100	79	896	▲	896
Miscellaneous/ Other	2023	47	33	46	25	33	33	21	32	33	42	28	35	408	-3%	408
	2022	52	31	40	40	33	35	35	33	28	33	26	34	420	▼	420

Dispositions by Case Category

Case Categories		Jan	Feb	Mar	Apr	May	Jun	Jul	Aug	Sep	Oct	Nov	Dec	Thru Dec	% Change	Total
Administrative Law	2023	-	1	-	-	-	-	-	-	-	-	-	-	1	0%	1
	2022	-	-	-	-	-	-	-	-	-	-	-	1	1	↔	1
Aggravated Murder	2023	-	-	-	-	-	-	-	-	1	-	-	-	1	1	1
	2022	-	-	-	-	-	-	-	-	-	-	-	-	0	↔	0
Contested Divorce	2023	6	2	1	2	2	1	4	7	2	6	6	3	42	5%	42
	2022	5	5	5	3	5	3	1	4	3	3	1	2	40	▲	40
Domestic and Family - Level 1	2023	-	-	-	1	3	-	-	1	-	-	1	3	9	-75%	9
	2022	1	2	2	1	-	8	11	10	-	-	-	1	36	▼	36
Domestic and Family - Level 2	2023	1	2	1	-	-	-	1	-	2	1	1	-	9	-31%	9
	2022	2	1	4	-	1	1	1	-	-	-	2	1	13	▼	13
Felonies and Related Matters	2023	40	48	33	32	40	46	40	64	110	74	59	32	618	37%	618
	2022	29	48	61	35	32	34	18	44	52	33	42	23	451	▲	451
General Civil - Level 1	2023	-	-	-	1	-	-	-	-	-	-	-	-	1	0%	1
	2022	-	1	-	-	-	-	-	-	-	-	-	-	1	↔	1
General Civil - Level 2	2023	7	5	2	1	6	2	4	6	2	5	4	5	49	-14%	49
	2022	3	10	8	4	2	3	5	5	1	4	8	4	57	▼	57
General Civil - Level 3	2023	2	1	2	3	2	3	5	-	-	-	4	5	27	13%	27
	2022	8	1	2	2	-	-	1	2	-	2	-	6	24	▲	24
Miscellaneous Civil	2023	104	179	117	93	96	54	84	102	73	76	113	49	1,140	7%	1,140
	2022	77	73	100	75	69	114	37	113	92	111	113	93	1,067	▲	1,067
Misdemeanor	2023	26	17	26	36	22	28	20	26	4	24	13	21	263	14%	263
	2022	15	20	28	11	21	19	14	30	19	18	23	13	231	▲	231
Other	2023	33	15	28	13	18	22	16	12	17	24	15	27	240	-7%	240
	2022	39	18	18	25	24	22	21	20	15	23	13	19	257	▼	257
Other Criminally Related Matters	2023	2	1	5	-	1	2	1	3	2	3	4	1	25	79%	25
	2022	-	1	4	2	-	1	2	-	2	1	-	1	14	▲	14
Probates/Wills & Trusts - Level 1	2023	-	-	-	-	-	-	-	-	-	-	-	-	0	-100%	0
	2022	-	-	-	1	-	-	-	-	-	-	-	-	1	▼	1
Probates/Wills & Trusts - Level 2	2023	-	1	4	2	-	-	1	1	1	1	-	4	15	15%	15
	2022	1	1	2	2	3	-	1	-	-	-	1	2	13	▲	13
Uncontested Divorce	2023	9	5	9	8	3	7	8	4	4	6	3	5	71	8%	71
	2022	4	10	9	3	4	8	8	3	3	2	7	5	66	▲	66

This report reflects data in the case management system. Numbers will update accordingly as reports are refreshed and posted.

PLN-CCMS-10.11 CASELOAD STATISTICS OF THE CIRCUIT COURTS

Madison

January 2022 -- December 2023 Dispositions

Alexandria and Fairfax Circuit are not Included in State Totals

Dashboard

Court: Madison Circuit
Start/End Date: Jan-22 / Dec-23
2022 Average Month: 72
Jan-Dec 2022: 861
Dispositions Trending: ▲

Circuit/Court ID: 16 216113
Type of Case: Dispositions
2023 Average Month:80
Jan-Dec 2023 : 964
Overall AVG. Month: 76

Monthly Dispositions Summary

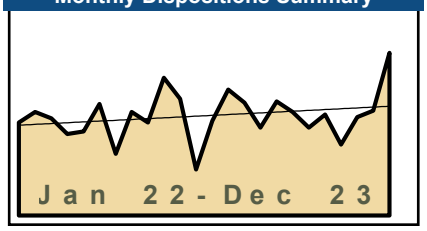

Jan --- Dec Dispositions

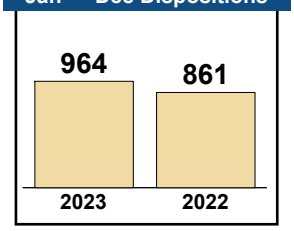

Dispositions by Division

Divisions		Jan	Feb	Mar	Apr	May	Jun	Jul	Aug	Sep	Oct	Nov	Dec	Thru Dec	% Change	Total
Total	2023	72	96	86	67	87	79	67	77	54	75	80	124	964	12%	964
	2022	71	79	74	62	64	85	47	79	71	105	89	35	861	▲	861
Civil	2023	2	5	4	8	11	10	4	8	2	2	5	4	65	-12%	65
	2022	6	5	6	8	4	4	2	3	8	8	13	7	74	▼	74
Criminal	2023	18	12	24	7	26	17	18	13	28	7	26	21	217	-15%	217
	2022	11	28	12	13	21	30	10	45	20	23	40	2	255	▼	255
Concealed Handgun Permits	2023	37	60	42	44	33	34	16	30	4	53	38	36	427	32%	427
	2022	34	27	35	20	21	35	28	16	25	50	21	11	323	▲	323
Miscellaneous/ Other	2023	15	19	16	8	17	18	29	26	20	13	11	63	255	22%	255
	2022	20	19	21	21	18	16	7	15	18	24	15	15	209	▲	209

Dispositions by Case Category

Case Categories		Jan	Feb	Mar	Apr	May	Jun	Jul	Aug	Sep	Oct	Nov	Dec	Thru Dec	% Change	Total
Administrative Law	2023	-	-	-	1	-	-	-	-	1	-	-	-	2	2	2
	2022	-	-	-	-	-	-	-	-	-	-	-	-	0	↔	0
Contested Divorce	2023	-	-	-	1	1	1	-	-	-	-	-	-	3	-50%	3
	2022	-	-	-	-	1	-	-	-	2	1	2	-	6	▼	6
Domestic and Family - Level 1	2023	-	-	1	-	1	2	1	-	-	-	3	1	9	200%	9
	2022	-	-	1	-	1	-	-	-	-	1	-	-	3	▲	3
Domestic and Family - Level 2	2023	-	1	1	1	-	-	-	-	-	-	-	-	3	-50%	3
	2022	-	-	-	-	-	1	1	1	2	-	-	1	6	▼	6
Felonies and Related Matters	2023	12	4	16	4	19	13	12	11	19	5	14	14	143	-9%	143
	2022	8	16	9	10	10	17	7	27	13	13	26	2	158	▼	158
General Civil - Level 2	2023	-	-	-	3	7	2	2	3	-	-	2	1	20	-17%	20
	2022	2	3	2	2	2	2	-	2	2	3	4	-	24	▼	24
General Civil - Level 3	2023	1	3	1	1	1	1	-	5	1	2	-	1	17	21%	17
	2022	2	1	1	1	-	-	-	1	2	2	3	1	14	▲	14
Miscellaneous Civil	2023	40	66	45	50	43	41	29	39	9	61	39	40	502	26%	502
	2022	39	36	40	29	23	43	29	25	33	60	26	15	398	▲	398
Misdemeanor	2023	6	7	7	3	7	4	5	2	6	1	12	6	66	-27%	66
	2022	3	11	3	2	9	12	3	17	7	10	13	-	90	▼	90
Other	2023	12	12	13	3	7	12	16	16	15	5	10	59	180	37%	180
	2022	15	8	16	13	15	8	6	5	10	13	10	12	131	▲	131
Other Criminally Related Matters	2023	-	1	1	-	-	-	1	-	3	1	-	1	8	14%	8
	2022	-	1	-	1	2	1	-	1	-	-	1	-	7	▲	7
Probates/Wills & Trusts - Level 1	2023	-	-	-	-	-	-	-	-	-	-	-	-	0	-100%	0
	2022	-	-	-	-	-	-	-	-	-	-	-	1	1	▼	1
Probates/Wills & Trusts - Level 2	2023	-	-	-	-	1	1	-	-	-	-	-	-	2	-33%	2
	2022	-	1	-	2	-	-	-	-	-	-	-	-	3	▼	3
Uncontested Divorce	2023	1	2	1	-	-	2	1	1	-	-	-	1	9	-55%	9
	2022	2	2	2	2	1	1	1	-	-	2	4	3	20	▼	20

This report reflects data in the case management system. Numbers will update accordingly as reports are refreshed and posted.

PLN-CCMS-10.11 CASELOAD STATISTICS OF THE CIRCUIT COURTS

Orange

January 2022 -- December 2023 Dispositions

Alexandria and Fairfax Circuit are not Included in State Totals

Dashboard

Court: Orange Circuit
Start/End Date: Jan-22 / Dec-23
2022 Average Month: 146
Jan-Dec 2022: 1,754
Dispositions Trending: ▲

Circuit/Court ID: 16 216137
Type of Case: Dispositions
2023 Average Month:182
Jan-Dec 2023 : 2,181
Overall AVG. Month: 164

Monthly Dispositions Summary

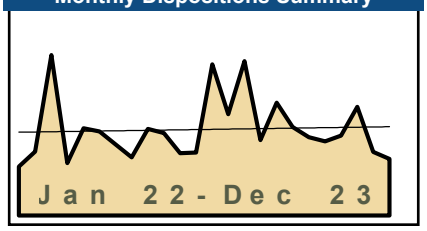

Jan --- Dec Dispositions

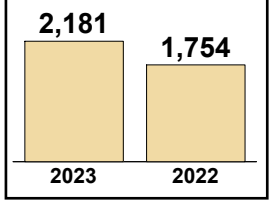

Dispositions by Division

Divisions		Jan	Feb	Mar	Apr	May	Jun	Jul	Aug	Sep	Oct	Nov	Dec	Thru Dec	% Change	Total
Total	2023	288	193	294	144	215	169	149	141	152	207	121	108	2,181	24%	2,181
	2022	93	122	306	100	166	160	135	111	165	157	119	120	1,754	▲	1,754
Civil	2023	22	19	19	35	26	16	20	11	17	20	27	5	237	142%	237
	2022	4	3	4	4	4	3	5	15	10	17	19	10	98	▲	98
Criminal	2023	73	91	111	48	72	51	51	73	45	89	42	58	804	-12%	804
	2022	53	55	215	58	104	68	75	57	19	69	79	58	910	▼	910
Concealed Handgun Permits	2023	176	67	144	37	95	95	47	46	76	88	51	37	959	44%	959
	2022	35	59	87	37	58	88	52	27	118	53	8	43	665	▲	665
Miscellaneous/ Other	2023	17	16	20	24	22	7	31	11	14	10	1	8	181	123%	181
	2022	1	5	-	1	-	1	3	12	18	18	13	9	81	▲	81

Dispositions by Case Category

Case Categories		Jan	Feb	Mar	Apr	May	Jun	Jul	Aug	Sep	Oct	Nov	Dec	Thru Dec	% Change	Total
Administrative Law	2023	-	-	-	-	-	-	-	-	-	-	1	-	1	1	1
	2022	-	-	-	-	-	-	-	-	-	-	-	-	0	↔	0
Aggravated Murder	2023	-	-	-	-	-	-	-	-	-	-	-	-	0	-100%	0
	2022	-	-	-	1	1	-	-	-	-	-	1	-	3	▼	3
Contested Divorce	2023	3	3	2	3	3	2	2	4	3	3	4	3	35	338%	35
	2022	2	-	1	-	-	-	-	1	-	3	-	1	8	▲	8
Domestic and Family - Level 1	2023	3	-	2	5	-	3	4	-	2	1	5	-	25	733%	25
	2022	-	-	-	-	1	-	-	-	-	2	-	-	3	▲	3
Domestic and Family - Level 2	2023	2	-	-	1	2	-	2	-	2	4	-	-	13	-7%	13
	2022	-	-	1	-	2	-	1	1	-	-	9	-	14	▼	14
Felonies and Related Matters	2023	55	82	79	37	61	39	36	54	38	67	24	38	610	-7%	610
	2022	44	43	151	44	63	46	57	49	14	47	57	40	655	▼	655
General Civil - Level 1	2023	-	-	2	1	1	-	-	-	-	-	-	1	5	150%	5
	2022	-	-	-	-	-	1	-	-	-	1	-	-	2	▲	2
General Civil - Level 2	2023	1	7	4	8	8	1	2	5	4	5	2	1	48	100%	48
	2022	-	2	-	1	-	-	1	4	5	5	3	3	24	▲	24
General Civil - Level 3	2023	6	3	4	8	3	1	3	1	-	3	4	1	37	429%	37
	2022	-	-	-	1	1	-	-	1	-	3	1	-	7	▲	7
Miscellaneous Civil	2023	190	76	158	54	114	102	77	55	88	97	51	41	1,103	51%	1,103
	2022	36	61	87	37	58	88	55	36	134	66	21	51	730	▲	730
Misdemeanor	2023	17	8	30	11	8	12	14	17	3	21	17	21	179	-24%	179
	2022	8	10	62	12	38	21	15	8	5	20	18	18	235	▼	235
Other	2023	-	-	2	1	2	-	-	-	1	-	1	1	8	300%	8
	2022	-	-	-	-	-	-	-	-	-	-	1	1	2	▲	2
Other Criminally Related Matters	2023	1	1	2	-	3	-	1	2	4	1	1	-	16	-6%	16
	2022	1	2	2	1	2	1	3	-	-	2	3	-	17	▼	17
Probates/Wills & Trusts - Level 1	2023	-	-	-	-	-	-	-	-	1	-	-	-	1	1	1
	2022	-	-	-	-	-	-	-	-	-	-	-	-	0	↔	0
Probates/Wills & Trusts - Level 2	2023	-	1	-	3	2	3	-	-	-	2	3	-	14	75%	14
	2022	-	1	1	1	-	-	-	-	-	1	2	2	8	▲	8
Uncontested Divorce	2023	10	12	9	12	8	6	8	3	6	3	8	1	86	87%	86
	2022	2	3	1	2	-	3	3	11	7	7	3	4	46	▲	46

This report reflects data in the case management system. Numbers will update accordingly as reports are refreshed and posted.

PLN-CCMS-10.11 CASELOAD STATISTICS OF THE CIRCUIT COURTS

Charlottesville

January 2022 -- December 2023 Dispositions

Alexandria and Fairfax Circuit are not Included in State Totals

Dashboard

Court: Charlottesville Circuit
Start/End Date: Jan-22 / Dec-23
2022 Average Month: 115
Jan-Dec 2022: 1,374
Dispositions Trending: ▼

Circuit/Court ID: 16 216540
Type of Case: Dispositions
2023 Average Month:92
Jan-Dec 2023 : 1,103
Overall AVG. Month: 103

Monthly Dispositions Summary

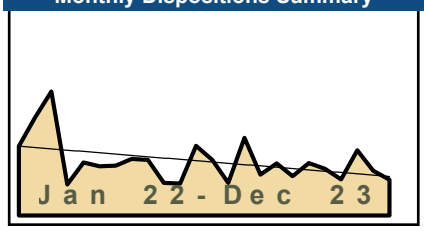

Jan --- Dec Dispositions

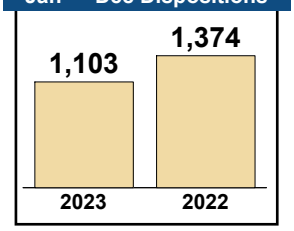

Dispositions by Division

Divisions		Jan	Feb	Mar	Apr	May	Jun	Jul	Aug	Sep	Oct	Nov	Dec	Thru Dec	% Change	Total
Total	2023	106	62	148	78	99	75	100	89	69	124	85	68	1,103	-20%	1,103
	2022	132	187	236	59	101	94	95	108	106	62	61	133	1,374	▼	1,374
Civil	2023	18	19	17	13	18	24	14	8	20	31	10	12	204	-9%	204
	2022	16	47	28	9	13	11	18	26	15	12	13	16	224	▼	224
Criminal	2023	70	12	86	43	41	35	62	40	29	68	35	30	551	-3%	551
	2022	45	56	51	21	54	56	51	50	59	27	18	78	566	▼	566
Concealed Handgun Permits	2023	11	18	20	10	17	3	8	18	4	14	18	21	162	-3%	162
	2022	23	11	15	10	6	16	4	15	14	12	16	25	167	▼	167
Miscellaneous/ Other	2023	7	13	25	12	23	13	16	23	16	11	22	5	186	-55%	186
	2022	48	73	142	19	28	11	22	17	18	11	14	14	417	▼	417

Dispositions by Case Category

Case Categories		Jan	Feb	Mar	Apr	May	Jun	Jul	Aug	Sep	Oct	Nov	Dec	Thru Dec	% Change	Total
Administrative Law	2023	-	-	-	-	-	-	-	-	-	-	-	-	0	-100%	0
	2022	-	1	-	-	1	-	-	-	1	-	-	-	3	▼	3
Contested Divorce	2023	1	4	2	4	2	-	3	2	2	-	1	1	22	-21%	22
	2022	1	3	2	2	2	3	3	7	-	2	-	3	28	▼	28
Domestic and Family - Level 1	2023	1	3	-	1	1	1	-	-	6	-	-	-	13	-58%	13
	2022	1	15	4	-	-	1	1	-	1	1	6	1	31	▼	31
Domestic and Family - Level 2	2023	1	-	3	-	3	5	-	1	2	2	-	-	17	0%	17
	2022	-	5	3	-	-	-	3	1	2	1	1	1	17	↔	17
Felonies and Related Matters	2023	47	9	69	31	28	24	49	23	24	54	22	23	403	3%	403
	2022	33	44	40	9	34	42	35	35	40	18	12	51	393	▲	393
General Civil	2023	-	-	-	-	-	-	-	-	-	-	-	-	0	-100%	0
	2022	6	19	7	-	-	-	-	-	-	-	-	-	32	▼	32
General Civil - Level 1	2023	2	1	-	-	-	1	-	1	1	1	-	1	8	-58%	8
	2022	3	1	9	2	-	-	2	-	-	-	-	2	19	▼	19
General Civil - Level 2	2023	5	5	5	4	5	3	2	4	8	13	8	5	67	-39%	67
	2022	11	18	41	-	4	3	6	9	6	3	3	6	110	▼	110
General Civil - Level 3	2023	3	-	3	2	2	5	-	2	1	4	2	1	25	-64%	25
	2022	11	17	31	1	2	3	1	-	1	-	-	3	70	▼	70
Miscellaneous Civil	2023	18	31	44	20	40	16	25	37	18	24	37	26	336	-22%	336
	2022	51	39	81	29	32	26	24	30	32	23	28	36	431	▼	431
Misdemeanor	2023	23	3	15	9	8	7	10	9	2	10	10	8	114	-27%	114
	2022	12	13	8	10	18	13	16	13	18	8	4	24	157	▼	157
Other	2023	-	-	-	-	-	-	-	-	-	1	-	-	1	-67%	1
	2022	1	-	-	-	-	-	-	1	1	-	-	-	3	▼	3
Other Criminally Related Matters	2023	1	-	2	3	5	4	3	8	3	5	3	-	37	118%	37
	2022	-	-	3	2	2	1	-	2	1	1	2	3	17	▲	17
Probates/Wills & Trusts - Level 1	2023	-	-	-	-	-	-	1	-	-	-	-	-	1	1	1
	2022	-	-	-	-	-	-	-	-	-	-	-	-	0	↔	0
Probates/Wills & Trusts - Level 2	2023	-	1	2	1	-	-	2	-	-	3	-	-	9	125%	9
	2022	-	-	1	1	-	-	-	2	-	-	-	-	4	▲	4
Uncontested Divorce	2023	4	5	3	3	5	9	5	2	2	7	2	3	50	-15%	50
	2022	2	12	6	3	6	2	4	8	3	5	5	3	59	▼	59

This report reflects data in the case management system. Numbers will update accordingly as reports are refreshed and posted.

PLN-CCMS-10.11 CASELOAD STATISTICS OF THE CIRCUIT COURTS

Arlington

January 2022 -- December 2023 Dispositions

Alexandria and Fairfax Circuit are not Included in State Totals

Dashboard

Court: Arlington Circuit
Start/End Date: Jan-22 / Dec-23
2022 Average Month: 791
Jan-Dec 2022: 9,487
Dispositions Trending: ↔

Circuit/Court ID: 17 217013
Type of Case: Dispositions
2023 Average Month:780
Jan-Dec 2023 : 9,356
Overall AVG. Month: 785

Monthly Dispositions Summary

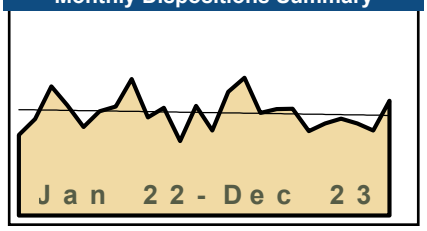

Jan --- Dec Dispositions

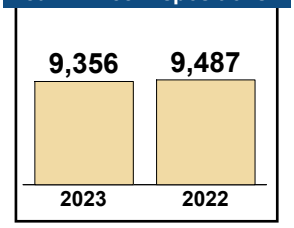

Dispositions by Division

Divisions		Jan	Feb	Mar	Apr	May	Jun	Jul	Aug	Sep	Oct	Nov	Dec	Thru Dec	% Change	Total
Total	2023	649	943	1,049	781	812	814	644	701	738	702	649	874	9,356	-1%	9,356
	2022	614	736	984	841	674	793	830	1,040	749	822	568	836	9,487	▼	9,487
Civil	2023	141	188	299	204	259	181	120	171	225	167	143	215	2,313	-8%	2,313
	2022	204	157	221	292	201	251	190	261	171	176	127	260	2,511	▼	2,511
Criminal	2023	258	224	262	202	243	226	128	182	185	211	175	246	2,542	2%	2,542
	2022	183	258	267	187	163	168	249	285	214	187	149	172	2,482	▲	2,482
Concealed Handgun Permits	2023	84	231	113	55	24	155	89	52	78	49	98	131	1,159	17%	1,159
	2022	5	41	132	22	83	48	73	173	100	124	12	174	987	▲	987
Miscellaneous/ Other	2023	166	300	375	320	286	252	307	296	250	275	233	282	3,342	-5%	3,342
	2022	222	280	364	340	227	326	318	321	264	335	280	230	3,507	▼	3,507

Dispositions by Case Category

Case Categories		Jan	Feb	Mar	Apr	May	Jun	Jul	Aug	Sep	Oct	Nov	Dec	Thru Dec	% Change	Total
Administrative Law	2023	1	-	-	3	1	1	2	1	1	3	2	-	15	150%	15
	2022	1	-	-	1	1	-	-	-	1	-	2	-	6	▲	6
Aggravated Murder	2023	-	-	-	-	-	-	-	-	-	-	-	-	0	-100%	0
	2022	-	-	-	-	-	-	-	-	-	1	1	-	2	▼	2
Contested Divorce	2023	12	23	22	21	32	17	14	30	12	13	22	19	237	-1%	237
	2022	6	15	20	34	11	18	12	25	19	14	23	43	240	▼	240
Domestic and Family - Level 1	2023	3	4	10	5	6	10	8	2	14	5	2	5	74	-12%	74
	2022	7	10	8	9	6	8	4	7	9	4	-	12	84	▼	84
Domestic and Family - Level 2	2023	-	3	3	4	6	7	3	12	2	7	2	4	53	-17%	53
	2022	5	3	8	11	6	4	8	5	3	5	2	4	64	▼	64
Felonies and Related Matters	2023	153	133	162	96	120	141	74	95	109	115	79	149	1,426	-5%	1,426
	2022	106	154	174	119	124	109	158	191	98	106	58	108	1,505	▼	1,505
General Civil - Level 1	2023	13	4	1	3	5	1	-	1	5	2	2	2	39	95%	39
	2022	2	2	3	2	-	1	2	4	-	2	2	-	20	▲	20
General Civil - Level 2	2023	82	108	182	114	144	80	59	73	145	90	75	132	1,284	-9%	1,284
	2022	140	81	127	159	114	164	98	157	101	99	69	102	1,411	▼	1,411
General Civil - Level 3	2023	6	3	6	7	9	6	12	11	13	7	6	8	94	-18%	94
	2022	4	8	10	3	11	11	23	9	9	8	6	12	114	▼	114
Miscellaneous Civil	2023	148	380	325	207	151	272	269	210	215	183	216	286	2,862	-3%	2,862
	2022	119	202	353	238	194	216	259	354	221	322	175	285	2,938	▼	2,938
Misdemeanor	2023	33	36	36	21	35	27	22	36	39	23	18	33	359	10%	359
	2022	25	40	42	21	22	32	20	28	18	31	17	29	325	▲	325
Other	2023	103	149	165	174	161	137	127	141	112	138	118	127	1,652	6%	1,652
	2022	110	117	136	124	117	163	129	145	140	142	115	121	1,559	▲	1,559
Other Criminally Related Matters	2023	72	55	69	87	89	63	32	51	38	76	82	65	779	18%	779
	2022	52	65	52	48	20	28	73	66	98	49	73	36	660	▲	660
Probates/Wills & Trusts - Level 1	2023	1	3	3	2	1	2	4	1	6	2	2	2	29	21%	29
	2022	-	3	2	1	4	3	5	3	1	-	1	1	24	▲	24
Probates/Wills & Trusts - Level 2	2023	10	17	12	10	10	14	5	6	10	8	4	8	114	-7%	114
	2022	19	7	17	10	8	7	8	10	12	13	4	8	123	▼	123
Uncontested Divorce	2023	12	25	53	27	42	36	13	31	17	30	19	34	339	-18%	339
	2022	18	29	32	61	36	29	31	36	19	26	20	75	412	▼	412

This report reflects data in the case management system. Numbers will update accordingly as reports are refreshed and posted.

PLN-CCMS-10.11 CASELOAD STATISTICS OF THE CIRCUIT COURTS

Fauquier

January 2022 -- December 2023 Dispositions

Alexandria and Fairfax Circuit are not Included in State Totals

Dashboard

Court: Fauquier Circuit
Start/End Date: Jan-22 / Dec-23
2022 Average Month: 313
Jan-Dec 2022: 3,760
Dispositions Trending: ↔

Circuit/Court ID: 20 220061
Type of Case: Dispositions
2023 Average Month:315
Jan-Dec 2023 : 3,778
Overall AVG. Month: 314

Monthly Dispositions Summary

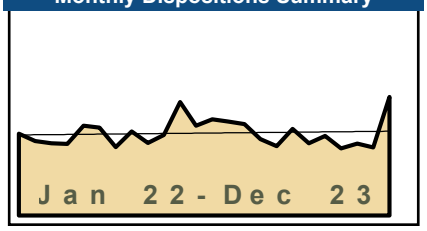

Jan --- Dec Dispositions

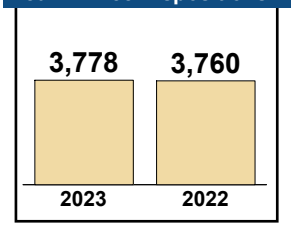

Dispositions by Division

Divisions		Jan	Feb	Mar	Apr	May	Jun	Jul	Aug	Sep	Oct	Nov	Dec	Thru Dec	% Change	Total
Total	2023	367	358	348	291	264	330	275	303	256	274	260	452	3,778	0%	3,778
	2022	312	284	275	273	342	335	261	320	277	307	432	342	3,760	▲	3,760
Civil	2023	42	45	34	42	48	57	48	51	43	39	34	24	507	-6%	507
	2022	26	24	45	45	67	92	33	58	37	36	53	26	542	▼	542
Criminal	2023	80	71	57	59	68	82	71	70	59	54	70	59	800	14%	800
	2022	48	52	64	68	67	53	59	47	79	75	61	27	700	▲	700
Concealed Handgun Permits	2023	174	183	193	150	103	138	104	112	94	129	116	143	1,639	4%	1,639
	2022	108	103	116	120	126	126	116	153	106	133	126	236	1,569	▲	1,569
Miscellaneous/ Other	2023	71	59	64	40	45	53	52	70	60	52	40	226	832	-12%	832
	2022	130	105	50	40	82	64	53	62	55	63	192	53	949	▼	949

Dispositions by Case Category

Case Categories		Jan	Feb	Mar	Apr	May	Jun	Jul	Aug	Sep	Oct	Nov	Dec	Thru Dec	% Change	Total
Administrative Law	2023	-	-	-	1	-	-	2	-	-	-	-	-	3	200%	3
	2022	-	-	-	-	-	1	-	-	-	-	-	-	1	▲	1
Contested Divorce	2023	3	3	4	2	5	5	1	3	2	3	7	4	42	-9%	42
	2022	1	3	3	3	8	9	4	3	5	2	3	2	46	▼	46
Domestic and Family - Level 1	2023	4	3	-	11	11	16	7	2	14	5	1	3	77	17%	77
	2022	3	-	3	14	9	8	3	7	4	7	7	1	66	▲	66
Domestic and Family - Level 2	2023	4	2	1	-	-	6	2	2	3	4	1	2	27	0%	27
	2022	-	1	5	1	3	5	1	3	-	3	3	2	27	↔	27
Felonies and Related Matters	2023	57	42	45	30	52	45	39	44	39	29	45	40	507	15%	507
	2022	31	38	40	36	51	32	43	27	41	43	42	18	442	▲	442
General Civil - Level 1	2023	1	1	-	1	-	2	-	-	-	1	2	-	8	60%	8
	2022	1	-	1	1	-	1	-	-	-	1	-	-	5	▲	5
General Civil - Level 2	2023	15	17	15	11	15	11	13	18	10	9	11	8	153	-15%	153
	2022	12	6	13	10	27	40	5	17	11	10	20	9	180	▼	180
General Civil - Level 3	2023	5	3	4	3	4	6	9	8	5	3	8	1	59	0%	59
	2022	4	3	4	1	6	12	1	7	7	2	4	8	59	↔	59
Miscellaneous Civil	2023	206	220	227	170	132	163	137	151	120	158	133	156	1,973	6%	1,973
	2022	128	131	135	138	150	154	140	186	131	169	147	254	1,863	▲	1,863
Misdemeanor	2023	15	22	7	12	8	25	17	19	13	20	15	15	188	-2%	188
	2022	15	7	20	22	11	16	15	14	29	19	15	9	192	▼	192
Other	2023	37	21	24	13	16	24	15	28	31	21	18	212	460	-25%	460
	2022	108	73	28	23	46	27	28	29	27	23	171	28	611	▼	611
Other Criminally Related Matters	2023	10	7	5	17	8	12	15	7	7	5	11	5	109	51%	109
	2022	2	7	5	10	5	5	2	6	10	14	5	1	72	▲	72
Probates/Wills & Trusts - Level 1	2023	-	1	-	-	-	-	-	1	-	1	1	-	4	0%	4
	2022	-	1	-	-	1	1	-	-	-	1	-	-	4	↔	4
Probates/Wills & Trusts - Level 2	2023	4	5	1	1	1	1	8	6	1	6	1	2	37	12%	37
	2022	-	-	5	5	4	3	3	5	2	1	5	-	33	▲	33
Protective Orders	2023	1	1	1	1	-	6	1	1	5	-	1	2	20	67%	20
	2022	-	2	1	2	1	1	2	1	-	1	1	-	12	▲	12
Uncontested Divorce	2023	5	10	14	18	12	8	9	13	6	9	5	2	111	-24%	111
	2022	7	12	12	7	20	20	14	15	10	11	9	10	147	▼	147

This report reflects data in the case management system. Numbers will update accordingly as reports are refreshed and posted.

PLN-CCMS-10.11 CASELOAD STATISTICS OF THE CIRCUIT COURTS

Loudoun

January 2022 -- December 2023 Dispositions

Alexandria and Fairfax Circuit are not Included in State Totals

Dashboard

Court: Loudoun Circuit
Start/End Date: Jan-22 / Dec-23
2022 Average Month: 836
Jan-Dec 2022: 10,033
Dispositions Trending: ▲

Circuit/Court ID: 20 220107
Type of Case: Dispositions
2023 Average Month:1,025
Jan-Dec 2023 : 12,299
Overall AVG. Month: 931

Monthly Dispositions Summary

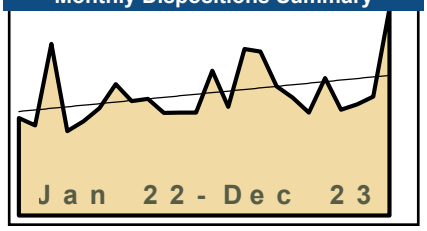

Jan --- Dec Dispositions

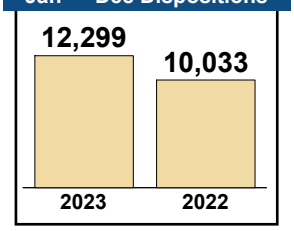

Dispositions by Division

Divisions		Jan	Feb	Mar	Apr	May	Jun	Jul	Aug	Sep	Oct	Nov	Dec	Thru Dec	% Change	Total
Total	2023	1,104	829	1,268	1,249	983	898	785	1,047	807	847	905	1,577	12,299	23%	12,299
	2022	742	687	1,307	643	719	819	1,002	871	890	783	785	785	10,033	▲	10,033
Civil	2023	244	160	253	149	155	168	180	261	148	153	190	177	2,238	6%	2,238
	2022	122	106	513	140	172	117	179	158	159	145	131	168	2,110	▲	2,110
Criminal	2023	133	104	208	131	121	149	105	139	93	117	132	126	1,558	-5%	1,558
	2022	162	107	130	107	102	149	182	162	189	142	128	86	1,646	▼	1,646
Concealed Handgun Permits	2023	367	363	429	363	259	284	216	251	233	257	277	304	3,603	2%	3,603
	2022	272	251	311	216	253	339	428	304	333	301	260	258	3,526	▲	3,526
Miscellaneous/ Other	2023	360	202	378	606	448	297	284	396	333	320	306	970	4,900	78%	4,900
	2022	186	223	353	180	192	214	213	247	209	195	266	273	2,751	▲	2,751

Dispositions by Case Category

Case Categories		Jan	Feb	Mar	Apr	May	Jun	Jul	Aug	Sep	Oct	Nov	Dec	Thru Dec	% Change	Total
Administrative Law	2023	4	-	1	3	-	-	-	-	-	-	-	-	8	-47%	8
	2022	-	1	5	1	-	5	-	-	2	-	-	1	15	▼	15
Aggravated Murder	2023	-	-	-	2	-	-	-	-	-	-	-	-	2	2	2
	2022	-	-	-	-	-	-	-	-	-	-	-	-	0	↔	0
Contested Divorce	2023	24	19	24	25	28	21	29	20	17	22	21	26	276	6%	276
	2022	15	8	49	23	21	12	16	28	29	13	18	29	261	▲	261
Domestic and Family - Level 1	2023	25	21	38	9	17	27	26	91	22	12	11	23	322	75%	322
	2022	8	10	40	6	33	2	19	6	22	13	9	16	184	▲	184
Domestic and Family - Level 2	2023	12	8	11	6	17	8	12	16	9	5	24	8	136	-20%	136
	2022	11	3	70	11	12	5	8	13	7	5	18	7	170	▼	170
Felonies and Related Matters	2023	63	53	108	43	80	61	54	87	45	47	49	36	726	2%	726
	2022	72	39	59	45	34	75	49	61	101	69	59	51	714	▲	714
General Civil - Level 1	2023	5	1	7	1	4	3	-	3	1	2	2	1	30	20%	30
	2022	1	1	8	5	-	3	1	1	-	2	2	1	25	▲	25
General Civil - Level 2	2023	98	49	80	40	41	40	44	60	37	40	43	51	623	-2%	623
	2022	31	35	190	40	39	32	60	51	33	54	29	43	637	▼	637
General Civil - Level 3	2023	37	13	18	19	18	13	8	17	17	16	21	12	209	-9%	209
	2022	11	17	49	17	17	12	22	16	21	8	21	19	230	▼	230
Miscellaneous Civil	2023	649	536	643	814	488	444	365	482	380	377	397	420	5,995	6%	5,995
	2022	412	407	577	361	408	509	593	510	503	466	455	481	5,682	▲	5,682
Misdemeanor	2023	21	17	39	20	18	23	26	12	25	26	26	23	276	-9%	276
	2022	47	27	24	17	13	38	19	35	33	12	30	9	304	▼	304
Other	2023	41	16	143	134	185	122	120	145	163	180	184	835	2,268	488%	2,268
	2022	35	53	46	15	19	29	27	20	30	21	58	33	386	▲	386
Other Criminally Related Matters	2023	53	35	62	66	23	65	25	40	23	44	58	67	561	-13%	561
	2022	43	41	56	46	55	37	116	67	56	61	39	26	643	▼	643
Probates/Wills & Trusts - Level 1	2023	-	1	1	-	-	1	-	-	-	3	-	1	7	133%	7
	2022	2	-	-	-	-	-	-	-	-	1	-	-	3	▲	3
Probates/Wills & Trusts - Level 2	2023	7	10	14	6	10	8	14	11	3	13	10	4	110	28%	110
	2022	8	6	9	2	16	7	2	8	4	14	4	6	86	▲	86
Uncontested Divorce	2023	65	50	79	61	54	62	62	63	65	60	59	70	750	8%	750
	2022	46	39	125	54	52	53	70	55	49	44	43	63	693	▲	693

This report reflects data in the case management system. Numbers will update accordingly as reports are refreshed and posted.

PLN-CCMS-10.11 CASELOAD STATISTICS OF THE CIRCUIT COURTS

Rappahannock

January 2022 -- December 2023 Dispositions

Alexandria and Fairfax Circuit are not Included in State Totals

Dashboard

Court: Rappahannock Circuit
Start/End Date: Jan-22 / Dec-23
2022 Average Month: 30
Jan-Dec 2022: 363
Dispositions Trending: ▲

Circuit/Court ID: 20 220157
Type of Case: Dispositions
2023 Average Month:41
Jan-Dec 2023 : 494
Overall AVG. Month: 36

Monthly Dispositions Summary

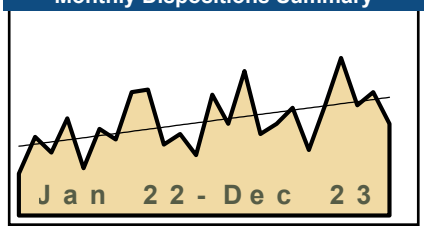

Jan --- Dec Dispositions

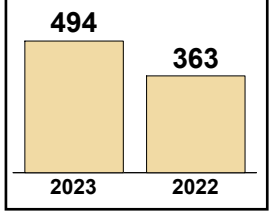

Dispositions by Division

Divisions		Jan	Feb	Mar	Apr	May	Jun	Jul	Aug	Sep	Oct	Nov	Dec	Thru Dec	% Change	Total
Total	2023	46	35	55	31	35	41	25	42	60	42	47	35	494	36%	494
	2022	16	30	24	37	18	33	29	47	48	27	31	23	363	▲	363
Civil	2023	3	2	4	11	2	1	7	6	11	2	2	4	55	53%	55
	2022	-	2	-	3	5	6	3	11	2	3	-	1	36	▲	36
Criminal	2023	3	10	14	7	7	20	7	8	22	26	29	5	158	66%	158
	2022	2	3	6	7	1	6	6	13	24	11	4	12	95	▲	95
Concealed Handgun Permits	2023	29	13	30	10	10	9	1	12	23	8	10	13	168	2%	168
	2022	5	18	10	20	5	16	13	17	20	12	23	6	165	▲	165
Miscellaneous/ Other	2023	11	10	7	3	16	11	10	16	4	6	6	13	113	69%	113
	2022	9	7	8	7	7	5	7	6	2	1	4	4	67	▲	67

Dispositions by Case Category

Case Categories		Jan	Feb	Mar	Apr	May	Jun	Jul	Aug	Sep	Oct	Nov	Dec	Thru Dec	% Change	Total
Administrative Law	2023	-	-	1	-	-	-	-	-	-	-	-	-	1	0%	1
	2022	-	-	-	-	-	-	1	-	-	-	-	-	1	↔	1
Contested Divorce	2023	-	1	1	-	2	-	-	1	1	-	1	2	9	350%	9
	2022	-	-	-	-	-	-	-	1	1	-	-	-	2	▲	2
Domestic and Family - Level 1	2023	1	-	-	9	-	-	3	-	-	-	-	-	13	333%	13
	2022	-	-	-	-	-	1	-	-	-	2	-	-	3	▲	3
Domestic and Family - Level 2	2023	1	-	-	-	-	-	-	-	-	-	-	-	1	-67%	1
	2022	-	-	-	1	2	-	-	-	-	-	-	-	3	▼	3
Felonies and Related Matters	2023	3	6	8	5	3	15	5	4	9	19	21	3	101	38%	101
	2022	-	2	5	4	-	4	4	12	22	9	1	10	73	▲	73
General Civil - Level 2	2023	1	-	3	1	2	1	1	3	-	2	1	2	17	21%	17
	2022	-	3	-	2	2	2	-	5	-	-	-	-	14	▲	14
General Civil - Level 3	2023	2	1	1	1	1	1	3	2	10	-	-	1	23	283%	23
	2022	1	-	-	-	-	-	3	1	-	1	-	-	6	▲	6
Miscellaneous Civil	2023	32	17	31	11	13	11	2	17	25	8	14	13	194	4%	194
	2022	6	19	12	22	7	17	16	18	22	13	26	9	187	▲	187
Misdemeanor	2023	-	3	6	2	4	5	2	3	11	4	5	2	47	370%	47
	2022	-	-	1	1	-	1	2	1	2	-	1	1	10	▲	10
Other	2023	6	5	4	1	9	8	7	7	2	5	1	12	67	86%	67
	2022	6	4	6	4	5	4	3	3	-	-	1	-	36	▲	36
Other Criminally Related Matters	2023	-	1	-	-	-	-	-	1	2	3	3	-	10	-17%	10
	2022	2	1	-	2	1	1	-	-	-	2	2	1	12	▼	12
Probates/Wills & Trusts - Level 2	2023	-	-	-	-	1	-	-	1	-	1	-	-	3	50%	3
	2022	-	1	-	-	1	-	-	-	-	-	-	-	2	▲	2
Uncontested Divorce	2023	-	1	-	1	-	-	2	3	-	-	1	-	8	-43%	8
	2022	1	-	-	1	-	3	-	6	1	-	-	2	14	▼	14

This report reflects data in the case management system. Numbers will update accordingly as reports are refreshed and posted.

PLN-CCMS-10.11 CASELOAD STATISTICS OF THE CIRCUIT COURTS

Henry

January 2022 -- December 2023 Dispositions

Alexandria and Fairfax Circuit are not Included in State Totals

Dashboard

Court: Henry Circuit
Start/End Date: Jan-22 / Dec-23
2022 Average Month: 372
Jan-Dec 2022: 4,468
Dispositions Trending: ▲

Circuit/Court ID: 21 221089
Type of Case: Dispositions
2023 Average Month:415
Jan-Dec 2023 : 4,982
Overall AVG. Month: 394

Monthly Dispositions Summary

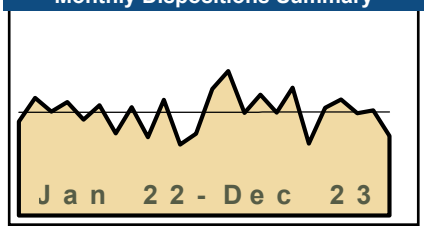

Jan --- Dec Dispositions

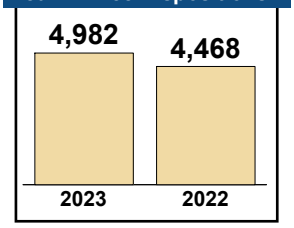

Dispositions by Division

Divisions		Jan	Feb	Mar	Apr	May	Jun	Jul	Aug	Sep	Oct	Nov	Dec	Thru Dec	% Change	Total
Total	2023	482	550	391	460	392	487	274	410	442	390	401	303	4,982	12%	4,982
	2022	358	448	396	432	366	420	313	413	298	441	271	312	4,468	▲	4,468
Civil	2023	46	44	38	31	39	28	19	35	37	30	44	26	417	-3%	417
	2022	22	32	29	32	43	36	38	68	27	27	38	37	429	▼	429
Criminal	2023	242	265	210	211	207	284	117	214	229	207	219	169	2,574	18%	2,574
	2022	171	247	189	208	192	237	122	169	143	230	115	164	2,187	▲	2,187
Concealed Handgun Permits	2023	132	160	85	153	73	102	63	80	104	89	76	47	1,164	8%	1,164
	2022	99	99	87	103	63	102	79	120	63	119	63	81	1,078	▲	1,078
Miscellaneous/ Other	2023	62	81	58	65	73	73	75	81	72	64	62	61	827	7%	827
	2022	66	70	91	89	68	45	74	56	65	65	55	30	774	▲	774

Dispositions by Case Category

Case Categories		Jan	Feb	Mar	Apr	May	Jun	Jul	Aug	Sep	Oct	Nov	Dec	Thru Dec	% Change	Total
Administrative Law	2023	-	-	1	-	-	-	-	-	-	-	-	-	1	0%	1
	2022	-	-	1	-	-	-	-	-	-	-	-	-	1	↔	1
Aggravated Murder	2023	-	-	-	-	-	-	4	-	-	-	-	-	4	33%	4
	2022	-	2	-	-	-	-	-	-	-	-	1	-	3	▲	3
Contested Divorce	2023	6	1	9	3	3	9	2	4	5	5	11	2	60	-6%	60
	2022	3	5	6	5	5	7	8	7	4	1	4	9	64	▼	64
Domestic and Family - Level 1	2023	12	16	7	2	8	1	2	3	11	8	1	8	79	32%	79
	2022	-	5	1	2	3	5	7	28	1	4	3	1	60	▲	60
Domestic and Family - Level 2	2023	4	2	2	1	1	1	1	2	2	5	2	1	24	-27%	24
	2022	4	3	2	4	6	3	4	2	1	2	-	2	33	▼	33
Felonies and Related Matters	2023	173	191	152	156	134	202	71	131	153	146	155	131	1,795	20%	1,795
	2022	117	164	120	152	132	168	68	112	106	164	83	116	1,502	▲	1,502
General Civil - Level 1	2023	-	-	-	-	-	-	-	-	-	-	-	-	0	-100%	0
	2022	-	-	-	-	-	-	-	-	-	-	2	-	2	▼	2
General Civil - Level 2	2023	2	2	3	2	3	6	3	7	5	2	4	1	40	-44%	40
	2022	3	6	3	9	6	4	1	14	5	5	10	5	71	▼	71
General Civil - Level 3	2023	5	14	4	4	5	1	2	5	5	3	11	3	62	7%	62
	2022	4	4	4	5	11	5	2	5	7	3	3	5	58	▲	58
Miscellaneous Civil	2023	148	186	110	184	89	129	95	113	123	114	88	59	1,438	6%	1,438
	2022	115	123	119	133	84	119	108	142	83	151	89	95	1,361	▲	1,361
Misdemeanor	2023	64	67	55	49	59	74	34	71	67	55	47	33	675	17%	675
	2022	43	69	55	48	50	65	44	45	30	61	22	43	575	▲	575
Other	2023	47	53	32	35	57	44	43	48	52	38	49	48	546	11%	546
	2022	51	47	58	58	46	29	45	35	44	33	29	18	493	▲	493
Other Criminally Related Matters	2023	5	7	3	6	14	8	10	12	9	6	17	6	103	-6%	103
	2022	12	12	16	8	10	4	10	12	7	5	9	5	110	▼	110
Probates/Wills & Trusts - Level 1	2023	-	-	1	-	-	-	1	-	2	-	1	-	5	25%	5
	2022	-	-	-	-	1	1	-	-	-	-	1	1	4	▲	4
Probates/Wills & Trusts - Level 2	2023	5	1	3	2	1	5	-	1	1	2	4	5	30	30%	30
	2022	1	1	1	-	4	2	2	2	2	2	5	1	23	▲	23
Uncontested Divorce	2023	11	10	9	16	18	7	6	13	7	6	11	6	120	11%	120
	2022	5	7	10	8	8	8	14	9	8	10	10	11	108	▲	108

This report reflects data in the case management system. Numbers will update accordingly as reports are refreshed and posted.

PLN-CCMS-10.11 CASELOAD STATISTICS OF THE CIRCUIT COURTS

Patrick

January 2022 -- December 2023 Dispositions

Alexandria and Fairfax Circuit are not Included in State Totals

Dashboard

Court: Patrick Circuit
Start/End Date: Jan-22 / Dec-23
2022 Average Month: 135
Jan-Dec 2022: 1,616
Dispositions Trending: ▲

Circuit/Court ID: 21 221141
Type of Case: Dispositions
2023 Average Month:151
Jan-Dec 2023 : 1,811
Overall AVG. Month: 143

Monthly Dispositions Summary

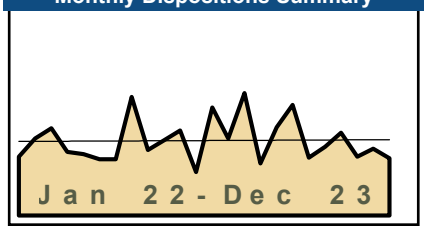

Jan --- Dec Dispositions

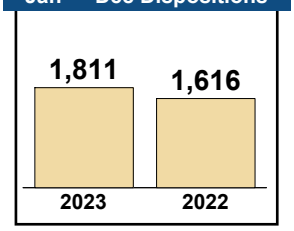

Dispositions by Division

Divisions		Jan	Feb	Mar	Apr	May	Jun	Jul	Aug	Sep	Oct	Nov	Dec	Thru Dec	% Change	Total
Total	2023	206	147	233	99	168	211	110	131	158	112	127	109	1,811	12%	1,811
	2022	112	147	166	121	117	107	107	226	125	143	162	83	1,616	▲	1,616
Civil	2023	2	6	12	5	11	12	7	9	3	4	2	1	74	-4%	74
	2022	5	4	9	6	8	11	6	19	5	3	1	-	77	▼	77
Criminal	2023	141	112	93	26	112	137	69	70	110	65	91	77	1,103	8%	1,103
	2022	91	89	86	93	70	60	68	141	65	104	103	54	1,024	▲	1,024
Concealed Handgun Permits	2023	60	25	122	64	37	52	26	49	35	28	26	27	551	22%	551
	2022	14	52	69	17	34	31	29	51	49	23	55	26	450	▲	450
Miscellaneous/ Other	2023	3	4	6	4	8	10	8	3	10	15	8	4	83	28%	83
	2022	2	2	2	5	5	5	4	15	6	13	3	3	65	▲	65

Dispositions by Case Category

Case Categories		Jan	Feb	Mar	Apr	May	Jun	Jul	Aug	Sep	Oct	Nov	Dec	Thru Dec	% Change	Total
Administrative Law	2023	-	-	-	-	-	1	-	-	-	-	-	-	1	1	1
	2022	-	-	-	-	-	-	-	-	-	-	-	-	0	↔	0
Contested Divorce	2023	-	1	3	2	4	-	2	3	-	2	1	1	19	27%	19
	2022	1	1	1	2	1	3	2	4	-	-	-	-	15	▲	15
Domestic and Family - Level 1	2023	-	-	-	-	-	2	-	1	-	-	-	-	3	-50%	3
	2022	1	-	-	1	-	2	-	-	2	-	-	-	6	▼	6
Domestic and Family - Level 2	2023	-	-	1	2	-	-	-	-	1	-	-	1	5	67%	5
	2022	-	-	-	1	-	2	-	-	-	-	-	-	3	▲	3
Felonies and Related Matters	2023	122	61	68	16	69	101	47	40	88	44	62	45	763	11%	763
	2022	60	54	66	65	38	43	44	86	47	81	65	36	685	▲	685
General Civil - Level 2	2023	-	-	1	-	-	1	2	-	1	2	-	-	7	-36%	7
	2022	-	-	3	1	2	-	-	2	1	2	-	-	11	▼	11
General Civil - Level 3	2023	1	2	3	-	2	6	1	-	-	2	-	-	17	0%	17
	2022	2	3	1	-	1	3	-	5	1	-	1	-	17	↔	17
Miscellaneous Civil	2023	63	29	127	68	44	59	32	52	45	40	34	30	623	24%	623
	2022	15	53	70	21	38	34	33	63	54	36	58	29	504	▲	504
Misdemeanor	2023	19	39	25	10	32	34	22	17	20	14	23	30	285	0%	285
	2022	26	27	18	28	30	17	20	39	17	19	29	16	286	▼	286
Other	2023	-	-	-	-	-	-	1	-	-	-	-	-	1	0%	1
	2022	-	-	-	-	-	1	-	-	-	-	-	-	1	↔	1
Other Criminally Related Matters	2023	-	12	-	-	12	2	-	13	2	7	6	2	56	6%	56
	2022	5	8	2	-	2	-	4	16	1	4	9	2	53	▲	53
Probates/Wills & Trusts - Level 2	2023	-	1	2	-	3	2	-	-	-	-	-	-	8	167%	8
	2022	-	-	-	-	-	-	1	2	-	-	-	-	3	▲	3
Protective Orders	2023	-	-	-	-	-	-	-	-	-	-	-	-	0	-100%	0
	2022	-	-	-	-	1	-	-	-	-	-	-	-	1	▼	1
Uncontested Divorce	2023	1	2	3	1	2	3	3	5	1	1	1	-	23	-26%	23
	2022	2	1	5	2	4	2	3	9	2	1	-	-	31	▼	31

This report reflects data in the case management system. Numbers will update accordingly as reports are refreshed and posted.

PLN-CCMS-10.11 CASELOAD STATISTICS OF THE CIRCUIT COURTS

Martinsville

January 2022 -- December 2023 Dispositions

Alexandria and Fairfax Circuit are not Included in State Totals

Dashboard

Court: Martinsville Circuit
Start/End Date: Jan-22 / Dec-23
2022 Average Month: 164
Jan-Dec 2022: 1,968
Dispositions Trending: ▲

Circuit/Court ID: 21 221690
Type of Case: Dispositions
2023 Average Month:172
Jan-Dec 2023 : 2,064
Overall AVG. Month: 168

Monthly Dispositions Summary

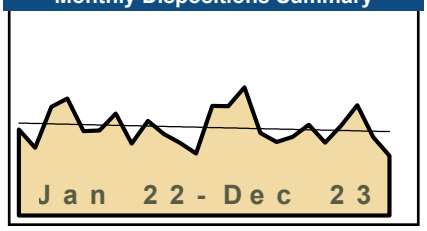

Jan --- Dec Dispositions

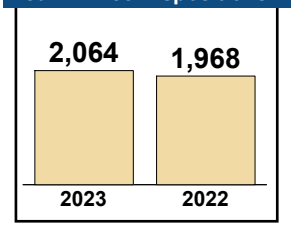

Dispositions by Division

Divisions		Jan	Feb	Mar	Apr	May	Jun	Jul	Aug	Sep	Oct	Nov	Dec	Thru Dec	% Change	Total
Total	2023	209	208	244	157	140	150	173	139	171	210	149	114	2,064	5%	2,064
	2022	164	129	207	223	161	162	194	137	180	155	138	118	1,968	▲	1,968
Civil	2023	14	5	12	13	5	5	12	9	3	5	7	5	95	34%	95
	2022	3	6	8	4	11	5	6	10	5	3	3	7	71	▲	71
Criminal	2023	146	165	135	119	91	113	108	82	138	155	101	84	1,437	-2%	1,437
	2022	118	101	151	184	109	122	143	92	146	123	102	81	1,472	▼	1,472
Concealed Handgun Permits	2023	17	14	33	7	13	12	15	11	11	18	10	11	172	7%	172
	2022	18	6	19	13	11	13	22	12	14	12	14	7	161	▲	161
Miscellaneous/ Other	2023	32	24	64	18	31	20	38	37	19	32	31	14	360	36%	360
	2022	25	16	29	22	30	22	23	23	15	17	19	23	264	▲	264

Dispositions by Case Category

Case Categories		Jan	Feb	Mar	Apr	May	Jun	Jul	Aug	Sep	Oct	Nov	Dec	Thru Dec	% Change	Total
Administrative Law	2023	-	-	-	-	-	1	-	-	-	-	1	-	2	2	2
	2022	-	-	-	-	-	-	-	-	-	-	-	-	0	↔	0
Aggravated Murder	2023	-	-	1	-	-	-	-	-	-	-	-	-	1	1	1
	2022	-	-	-	-	-	-	-	-	-	-	-	-	0	↔	0
Contested Divorce	2023	1	-	1	1	3	1	2	1	1	1	-	-	12	200%	12
	2022	-	-	-	-	3	-	1	-	-	-	-	-	4	▲	4
Domestic and Family - Level 1	2023	4	-	-	-	-	-	1	-	-	-	-	2	7	0%	7
	2022	-	-	-	-	1	-	-	2	1	1	-	2	7	↔	7
Domestic and Family - Level 2	2023	-	-	-	-	-	-	-	-	-	-	-	-	0	-100%	0
	2022	-	-	-	-	-	2	-	-	1	-	-	-	3	▼	3
Felonies and Related Matters	2023	100	103	84	86	68	78	51	45	102	113	62	63	955	-5%	955
	2022	94	81	108	125	69	82	89	60	76	81	70	68	1,003	▼	1,003
General Civil - Level 1	2023	-	-	-	-	-	1	2	-	-	-	-	-	3	200%	3
	2022	-	-	-	-	-	-	-	-	1	-	-	-	1	▲	1
General Civil - Level 2	2023	1	1	4	3	1	-	3	3	1	1	1	-	19	6%	19
	2022	1	2	1	2	4	-	3	-	1	1	2	1	18	▲	18
General Civil - Level 3	2023	5	2	5	7	10	1	1	6	-	1	3	1	42	110%	42
	2022	1	1	1	1	4	2	1	5	1	1	1	1	20	▲	20
Miscellaneous Civil	2023	24	18	42	11	18	18	25	19	17	25	15	15	247	9%	247
	2022	22	9	24	19	21	20	27	15	18	17	20	15	227	▲	227
Misdemeanor	2023	26	35	28	25	12	27	22	23	28	31	29	11	297	1%	297
	2022	20	13	27	53	35	21	21	19	24	30	21	11	295	▲	295
Other	2023	25	18	54	12	17	14	26	22	13	24	26	10	261	37%	261
	2022	20	13	23	16	16	15	18	20	11	12	13	14	191	▲	191
Other Criminally Related Matters	2023	20	27	22	8	11	8	35	14	8	11	10	10	184	6%	184
	2022	4	7	16	6	5	19	33	13	46	12	11	2	174	▲	174
Probates/Wills & Trusts - Level 2	2023	2	4	-	2	-	-	-	2	1	2	1	1	15	25%	15
	2022	-	-	5	-	2	-	1	1	-	-	-	3	12	▲	12
Uncontested Divorce	2023	1	-	3	2	-	1	5	4	-	1	1	1	19	46%	19
	2022	2	3	2	1	1	1	-	2	-	-	-	1	13	▲	13

This report reflects data in the case management system. Numbers will update accordingly as reports are refreshed and posted.

PLN-CCMS-10.11 CASELOAD STATISTICS OF THE CIRCUIT COURTS

Franklin County

January 2022 -- December 2023 Dispositions

Alexandria and Fairfax Circuit are not Included in State Totals

Dashboard

Court: Franklin County Circuit
Start/End Date: Jan-22 / Dec-23
2022 Average Month: 323
Jan-Dec 2022: 3,872
Dispositions Trending: ▲

Circuit/Court ID: 22 222067
Type of Case: Dispositions
2023 Average Month:378
Jan-Dec 2023 : 4,539
Overall AVG. Month: 350

Monthly Dispositions Summary

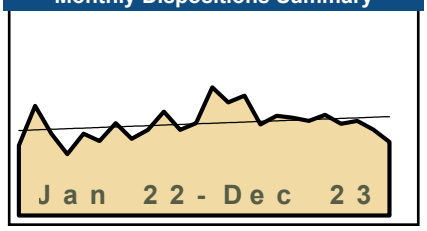

Jan --- Dec Dispositions

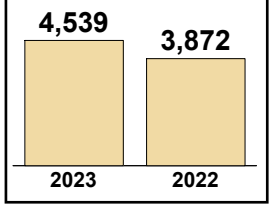

Dispositions by Division

Divisions		Jan	Feb	Mar	Apr	May	Jun	Jul	Aug	Sep	Oct	Nov	Dec	Thru Dec	% Change	Total
Total	2023	489	431	457	347	380	373	360	384	349	361	328	280	4,539	17%	4,539
	2022	267	418	312	234	312	284	352	292	326	396	327	352	3,872	▲	3,872
Civil	2023	112	53	64	44	32	49	62	73	44	58	17	70	678	25%	678
	2022	37	84	55	45	54	39	31	33	44	38	42	40	542	▲	542
Criminal	2023	244	180	207	218	170	180	204	140	223	197	153	125	2,241	11%	2,241
	2022	143	219	176	131	126	187	144	116	147	271	184	180	2,024	▲	2,024
Concealed Handgun Permits	2023	113	178	160	71	159	124	61	140	63	79	140	63	1,351	24%	1,351
	2022	74	96	63	42	117	45	156	124	99	70	85	117	1,088	▲	1,088
Miscellaneous/ Other	2023	20	20	26	14	19	20	33	31	19	27	18	22	269	23%	269
	2022	13	19	18	16	15	13	21	19	36	17	16	15	218	▲	218

Dispositions by Case Category

Case Categories		Jan	Feb	Mar	Apr	May	Jun	Jul	Aug	Sep	Oct	Nov	Dec	Thru Dec	% Change	Total
Administrative Law	2023	-	-	-	-	-	-	-	-	-	-	-	-	0	-100%	0
	2022	-	3	-	-	-	1	1	-	1	-	-	-	6	▼	6
Contested Divorce	2023	4	3	6	6	2	5	5	1	5	1	2	4	44	-25%	44
	2022	2	4	4	8	6	8	3	4	5	4	5	6	59	▼	59
Domestic and Family - Level 1	2023	82	16	37	18	8	18	21	32	2	17	6	33	290	73%	290
	2022	1	45	21	19	19	7	6	12	16	9	7	6	168	▲	168
Domestic and Family - Level 2	2023	2	5	-	-	2	6	1	6	4	1	1	4	32	45%	32
	2022	4	4	1	1	3	-	-	2	1	2	2	2	22	▲	22
Felonies and Related Matters	2023	194	138	161	197	144	152	178	112	184	159	119	109	1,847	11%	1,847
	2022	114	180	146	114	108	154	113	97	122	220	142	151	1,661	▲	1,661
General Civil - Level 1	2023	1	1	-	1	-	-	-	-	-	-	-	-	3	-40%	3
	2022	-	-	-	-	1	1	-	-	-	2	1	-	5	▼	5
General Civil - Level 2	2023	2	6	5	2	7	4	13	9	5	7	4	5	69	-27%	69
	2022	14	11	9	7	5	4	9	5	7	8	12	4	95	▼	95
General Civil - Level 3	2023	7	9	2	3	4	6	6	6	14	9	3	8	77	60%	77
	2022	6	2	9	1	3	7	1	-	3	5	2	9	48	▲	48
Miscellaneous Civil	2023	129	195	183	82	173	141	91	167	77	105	152	82	1,577	24%	1,577
	2022	85	112	78	53	130	56	176	141	131	82	98	130	1,272	▲	1,272
Misdemeanor	2023	44	39	46	18	24	24	23	22	30	34	28	18	350	11%	350
	2022	27	37	22	16	12	31	27	13	23	46	39	22	315	▲	315
Other	2023	1	2	-	-	1	-	2	2	2	5	-	-	15	67%	15
	2022	1	3	1	-	-	-	1	1	-	-	1	1	9	▲	9
Other Criminally Related Matters	2023	6	3	2	3	2	4	4	6	9	4	6	3	52	4%	52
	2022	2	4	8	1	6	2	4	6	2	5	3	7	50	▲	50
Probates/Wills & Trusts - Level 1	2023	-	-	-	-	-	-	-	2	-	-	-	-	2	2	2
	2022	-	-	-	-	-	-	-	-	-	-	-	-	0	↔	0
Probates/Wills & Trusts - Level 2	2023	4	5	3	5	3	3	1	4	7	5	1	1	42	24%	42
	2022	1	1	4	2	7	1	4	3	4	3	2	2	34	▲	34
Protective Orders	2023	-	-	-	-	-	1	-	2	1	-	-	1	5	67%	5
	2022	-	-	-	-	-	2	-	-	-	-	1	-	3	▲	3
Uncontested Divorce	2023	13	9	12	12	10	9	15	13	9	14	6	12	134	7%	134
	2022	10	12	9	12	12	10	7	8	11	10	12	12	125	▲	125

This report reflects data in the case management system. Numbers will update accordingly as reports are refreshed and posted.

PLN-CCMS-10.11 CASELOAD STATISTICS OF THE CIRCUIT COURTS

Pittsylvania

January 2022 -- December 2023 Dispositions

Alexandria and Fairfax Circuit are not Included in State Totals

Dashboard

Court: Pittsylvania Circuit
Start/End Date: Jan-22 / Dec-23
2022 Average Month: 340
Jan-Dec 2022: 4,079
Dispositions Trending: ▲

Circuit/Court ID: 22 222143
Type of Case: Dispositions
2023 Average Month:374
Jan-Dec 2023 : 4,486
Overall AVG. Month: 357

Monthly Dispositions Summary

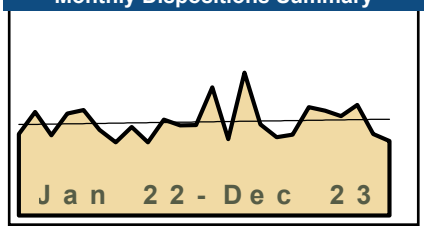

Jan --- Dec Dispositions

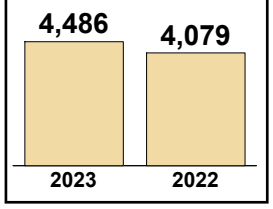

Dispositions by Division

Divisions		Jan	Feb	Mar	Apr	May	Jun	Jul	Aug	Sep	Oct	Nov	Dec	Thru Dec	% Change	Total
Total	2023	489	291	545	347	298	308	413	400	379	421	311	284	4,486	10%	4,486
	2022	311	395	306	389	402	327	279	337	279	365	344	345	4,079	▲	4,079
Civil	2023	31	31	52	37	29	25	52	43	26	19	21	44	410	-4%	410
	2022	21	58	40	40	32	42	26	51	26	38	23	29	426	▼	426
Criminal	2023	100	113	145	117	102	122	121	139	165	182	116	77	1,499	34%	1,499
	2022	50	120	111	122	92	108	69	83	90	84	82	111	1,122	▲	1,122
Concealed Handgun Permits	2023	254	70	286	122	97	112	186	131	114	164	119	104	1,759	8%	1,759
	2022	167	132	74	167	193	126	95	132	70	178	160	134	1,628	▲	1,628
Miscellaneous/ Other	2023	104	77	62	71	70	49	54	87	74	56	55	59	818	-9%	818
	2022	73	85	81	60	85	51	89	71	93	65	79	71	903	▼	903

Dispositions by Case Category

Case Categories		Jan	Feb	Mar	Apr	May	Jun	Jul	Aug	Sep	Oct	Nov	Dec	Thru Dec	% Change	Total
Administrative Law	2023	-	-	-	-	-	1	-	-	-	-	-	-	1	0%	1
	2022	-	-	-	-	-	-	-	1	-	-	-	-	1	↔	1
Aggravated Murder	2023	-	-	1	-	-	-	-	-	-	-	-	-	1	1	1
	2022	-	-	-	-	-	-	-	-	-	-	-	-	0	↔	0
Contested Divorce	2023	-	4	10	4	3	2	5	5	2	3	4	11	53	-13%	53
	2022	1	9	4	5	7	4	4	7	3	9	7	1	61	▼	61
Domestic and Family - Level 1	2023	10	10	15	16	6	8	28	8	4	1	-	15	121	17%	121
	2022	3	18	9	10	3	9	3	18	13	5	2	10	103	▲	103
Domestic and Family - Level 2	2023	1	-	4	-	4	-	2	1	1	1	4	-	18	-14%	18
	2022	3	1	1	-	-	8	2	-	1	1	3	1	21	▼	21
Felonies and Related Matters	2023	69	88	106	84	72	90	92	107	130	140	87	60	1,125	47%	1,125
	2022	39	94	85	86	69	60	41	49	49	57	60	75	764	▲	764
General Civil - Level 1	2023	1	1	1	-	-	-	-	1	1	-	-	-	5	67%	5
	2022	1	1	-	-	-	-	-	1	-	-	-	-	3	▲	3
General Civil - Level 2	2023	6	2	3	3	4	3	1	10	3	3	2	2	42	-9%	42
	2022	-	10	5	6	6	1	4	1	2	4	3	4	46	▼	46
General Civil - Level 3	2023	4	2	6	4	5	4	4	7	5	4	2	8	55	28%	55
	2022	1	7	2	4	3	3	8	4	1	4	3	3	43	▲	43
Miscellaneous Civil	2023	281	96	305	145	112	129	201	170	128	182	138	122	2,009	8%	2,009
	2022	177	146	105	187	216	138	113	153	89	199	182	159	1,864	▲	1,864
Misdemeanor	2023	27	22	34	27	30	29	25	25	34	33	27	17	330	1%	330
	2022	11	20	23	34	22	43	27	29	38	25	20	34	326	▲	326
Other	2023	72	50	45	42	53	30	38	41	57	38	36	39	541	-16%	541
	2022	62	66	48	39	62	41	68	49	73	41	52	44	645	▼	645
Other Criminally Related Matters	2023	4	3	4	6	-	3	5	7	1	10	2	3	48	37%	48
	2022	-	6	4	3	1	5	1	5	3	2	2	3	35	▲	35
Probates/Wills & Trusts - Level 1	2023	-	-	-	-	-	-	-	-	-	-	1	-	1	-67%	1
	2022	-	-	1	1	-	-	-	-	-	-	1	-	3	▼	3
Probates/Wills & Trusts - Level 2	2023	1	1	1	3	-	1	-	2	-	2	1	2	14	-7%	14
	2022	-	2	1	-	3	1	-	-	1	4	2	1	15	▼	15
Uncontested Divorce	2023	13	12	10	13	9	8	12	16	13	4	7	5	122	-18%	122
	2022	13	15	18	14	10	14	8	20	6	14	7	10	149	▼	149

This report reflects data in the case management system. Numbers will update accordingly as reports are refreshed and posted.

PLN-CCMS-10.11 CASELOAD STATISTICS OF THE CIRCUIT COURTS

Danville

January 2022 -- December 2023 Dispositions

Alexandria and Fairfax Circuit are not Included in State Totals

Dashboard

Court: Danville Circuit
Start/End Date: Jan-22 / Dec-23
2022 Average Month: 267
Jan-Dec 2022: 3,200
Dispositions Trending: ▲

Circuit/Court ID: 22 222590
Type of Case: Dispositions
2023 Average Month:448
Jan-Dec 2023 : 5,379
Overall AVG. Month: 357

Monthly Dispositions Summary

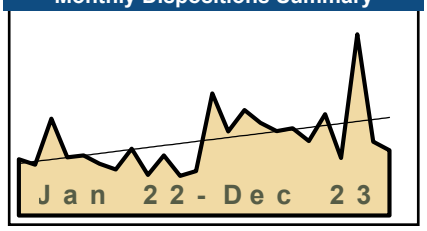

Jan --- Dec Dispositions

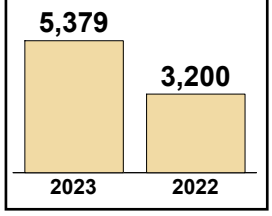

Dispositions by Division

Divisions		Jan	Feb	Mar	Apr	May	Jun	Jul	Aug	Sep	Oct	Nov	Dec	Thru Dec	% Change	Total
Total	2023	581	401	502	442	402	416	354	483	274	863	351	310	5,379	68%	5,379
	2022	268	242	462	277	286	246	220	318	194	286	189	212	3,200	▲	3,200
Civil	2023	35	22	20	27	35	29	18	48	24	52	59	74	443	79%	443
	2022	11	32	20	19	19	27	15	33	17	16	21	17	247	▲	247
Criminal	2023	391	227	312	298	165	271	194	259	131	583	189	89	3,109	42%	3,109
	2022	187	150	357	185	213	126	180	189	158	200	116	133	2,194	▲	2,194
Concealed Handgun Permits	2023	69	53	86	25	88	24	49	60	48	37	31	55	625	3%	625
	2022	61	48	72	62	43	67	18	69	15	53	42	56	606	▲	606
Miscellaneous/ Other	2023	86	99	84	92	114	92	93	116	71	191	72	92	1,202	686%	1,202
	2022	9	12	13	11	11	26	7	27	4	17	10	6	153	▲	153

Dispositions by Case Category

Case Categories		Jan	Feb	Mar	Apr	May	Jun	Jul	Aug	Sep	Oct	Nov	Dec	Thru Dec	% Change	Total
Administrative Law	2023	-	-	-	-	-	-	-	-	-	1	1	1	3	3	3
	2022	-	-	-	-	-	-	-	-	-	-	-	-	0	↔	0
Contested Divorce	2023	3	3	2	3	3	4	2	7	1	5	2	6	41	105%	41
	2022	-	1	3	-	2	3	1	2	3	2	2	1	20	▲	20
Domestic and Family - Level 1	2023	7	3	4	6	2	4	1	8	2	2	15	15	69	23%	69
	2022	-	7	3	4	-	10	-	16	2	5	5	4	56	▲	56
Domestic and Family - Level 2	2023	1	-	1	-	-	1	-	-	-	16	-	11	30	173%	30
	2022	1	2	3	-	1	2	-	-	-	1	1	-	11	▲	11
Felonies and Related Matters	2023	260	166	204	207	99	192	128	192	97	293	133	67	2,038	34%	2,038
	2022	138	109	247	118	143	88	131	130	94	147	74	104	1,523	▲	1,523
General Civil - Level 1	2023	-	-	-	-	3	-	-	1	3	3	1	2	13	333%	13
	2022	-	1	-	-	-	-	-	2	-	-	-	-	3	▲	3
General Civil - Level 2	2023	6	4	5	5	4	5	5	7	8	25	8	16	98	188%	98
	2022	2	4	3	1	6	4	2	2	3	4	3	-	34	▲	34
General Civil - Level 3	2023	4	8	3	5	12	12	5	15	6	20	13	18	121	102%	121
	2022	4	6	-	6	4	8	5	9	4	1	10	3	60	▲	60
Miscellaneous Civil	2023	76	74	97	37	99	40	75	119	55	115	38	92	917	25%	917
	2022	67	60	85	73	51	89	24	90	17	66	49	62	733	▲	733
Misdemeanor	2023	134	53	96	75	58	66	55	74	29	280	60	18	998	78%	998
	2022	49	31	90	51	54	31	48	49	49	47	35	26	560	▲	560
Other	2023	75	76	71	76	101	71	64	50	58	77	59	43	821	40,950%	821
	2022	1	-	-	-	-	-	-	-	1	-	-	-	2	▲	2
Other Criminally Related Matters	2023	11	9	13	22	11	14	11	5	6	16	6	4	128	-7%	128
	2022	5	14	22	16	20	7	6	10	15	6	8	9	138	▼	138
Probates/Wills & Trusts - Level 1	2023	-	-	-	-	1	-	-	-	-	-	-	1	2	2	2
	2022	-	-	-	-	-	-	-	-	-	-	-	-	0	↔	0
Probates/Wills & Trusts - Level 2	2023	-	-	-	-	1	-	3	1	5	2	3	2	17	55%	17
	2022	1	3	-	1	-	1	-	3	-	2	-	-	11	▲	11
Uncontested Divorce	2023	4	5	6	6	8	7	5	4	4	8	12	14	83	69%	83
	2022	-	4	6	7	5	3	3	5	6	5	2	3	49	▲	49

This report reflects data in the case management system. Numbers will update accordingly as reports are refreshed and posted.

PLN-CCMS-10.11 CASELOAD STATISTICS OF THE CIRCUIT COURTS

Roanoke County

January 2022 -- December 2023 Dispositions

Alexandria and Fairfax Circuit are not included in State Totals

Dashboard

Court: Roanoke County Circuit
Start/End Date: Jan-22 / Dec-23
2022 Average Month: 385
Jan-Dec 2022: 4,615
Dispositions Trending: ▲

Circuit/Court ID: 23 223161
Type of Case: Dispositions
2023 Average Month:419
Jan-Dec 2023 : 5,030
Overall AVG. Month: 402

Monthly Dispositions Summary

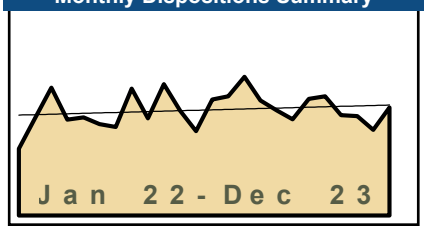

Jan --- Dec Dispositions

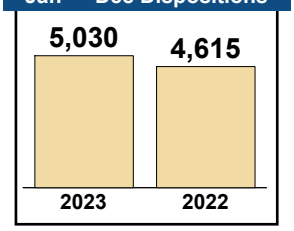

Dispositions by Division

Divisions		Jan	Feb	Mar	Apr	May	Jun	Jul	Aug	Sep	Oct	Nov	Dec	Thru Dec	% Change	Total
Total	2023	442	454	529	439	401	367	444	454	383	379	326	412	5,030	9%	5,030
	2022	255	372	487	365	374	348	338	483	370	501	400	322	4,615	▲	4,615
Civil	2023	43	68	61	51	61	40	48	61	52	43	43	44	615	-15%	615
	2022	54	37	74	54	65	58	51	66	51	97	71	42	720	▼	720
Criminal	2023	122	150	201	143	114	120	196	196	149	164	133	162	1,850	3%	1,850
	2022	96	183	174	147	144	113	157	171	150	197	125	136	1,793	▲	1,793
Concealed Handgun Permits	2023	233	195	224	215	195	164	158	146	120	134	119	176	2,079	19%	2,079
	2022	88	127	205	131	128	150	114	216	141	167	170	107	1,744	▲	1,744
Miscellaneous/ Other	2023	44	41	43	30	31	43	42	51	62	38	31	30	486	36%	486
	2022	17	25	34	33	37	27	16	30	28	40	34	37	358	▲	358

Dispositions by Case Category

Case Categories		Jan	Feb	Mar	Apr	May	Jun	Jul	Aug	Sep	Oct	Nov	Dec	Thru Dec	% Change	Total
Administrative Law	2023	-	2	-	-	-	1	2	-	1	-	-	-	6	50%	6
	2022	-	-	1	-	-	-	-	-	-	2	-	1	4	▲	4
Aggravated Murder	2023	-	-	1	-	-	-	-	-	-	-	-	-	1	-50%	1
	2022	1	-	-	-	1	-	-	-	-	-	-	-	2	▼	2
Contested Divorce	2023	5	11	8	5	11	1	9	8	9	5	3	3	78	-20%	78
	2022	6	5	10	6	9	7	2	3	8	20	7	15	98	▼	98
Domestic and Family - Level 1	2023	1	8	5	5	9	9	8	10	7	13	12	6	93	-16%	93
	2022	12	1	18	8	18	4	21	15	3	3	5	3	111	▼	111
Domestic and Family - Level 2	2023	2	2	5	2	1	2	3	3	1	4	3	1	29	-26%	29
	2022	2	2	4	2	3	1	3	7	5	3	7	-	39	▼	39
Felonies and Related Matters	2023	85	128	161	113	96	91	156	157	108	128	110	128	1,461	8%	1,461
	2022	73	142	135	114	96	83	117	124	112	158	92	103	1,349	▲	1,349
General Civil - Level 1	2023	1	-	-	1	-	-	-	-	-	1	1	-	4	-20%	4
	2022	-	-	-	1	-	-	-	-	-	2	2	-	5	▼	5
General Civil - Level 2	2023	14	8	12	11	12	11	5	10	12	4	12	8	119	-6%	119
	2022	10	10	10	8	12	14	7	12	11	12	15	5	126	▼	126
General Civil - Level 3	2023	3	10	4	7	5	5	7	12	3	3	3	11	73	-30%	73
	2022	8	4	7	4	8	8	5	11	8	12	21	9	105	▼	105
Miscellaneous Civil	2023	274	233	266	245	222	202	197	195	181	170	148	202	2,535	22%	2,535
	2022	104	152	239	162	161	173	129	245	165	200	200	141	2,071	▲	2,071
Misdemeanor	2023	24	17	29	23	11	22	37	32	27	31	15	23	291	-8%	291
	2022	19	31	36	19	34	21	26	32	27	26	25	21	317	▼	317
Other	2023	-	1	2	-	1	1	-	-	5	-	-	2	12	50%	12
	2022	-	-	1	-	-	1	1	2	1	-	2	-	8	▲	8
Other Criminally Related Matters	2023	13	5	10	7	7	7	3	7	14	6	8	11	98	-25%	98
	2022	3	10	5	15	13	9	14	16	11	13	8	13	130	▼	130
Probates/Wills & Trusts - Level 1	2023	1	1	-	-	1	1	-	-	2	-	-	-	6	100%	6
	2022	1	-	-	2	-	-	-	-	-	-	-	-	3	▲	3
Probates/Wills & Trusts - Level 2	2023	3	7	3	3	8	2	4	2	1	3	1	2	39	-36%	39
	2022	1	4	6	3	7	7	5	3	7	10	8	-	61	▼	61
Uncontested Divorce	2023	16	21	23	17	17	12	13	18	12	11	10	15	185	-1%	185
	2022	15	11	15	21	12	20	8	13	12	40	8	11	186	▼	186

This report reflects data in the case management system. Numbers will update accordingly as reports are refreshed and posted.

PLN-CCMS-10.11 CASELOAD STATISTICS OF THE CIRCUIT COURTS

Roanoke

January 2022 -- December 2023 Dispositions

Alexandria and Fairfax Circuit are not Included in State Totals

Dashboard

Court: Roanoke Circuit
Start/End Date: Jan-22 / Dec-23
2022 Average Month: 387
Jan-Dec 2022: 4,645
Dispositions Trending: ↔

Circuit/Court ID: 23 223770
Type of Case: Dispositions
2023 Average Month:393
Jan-Dec 2023 : 4,713
Overall AVG. Month: 390

Monthly Dispositions Summary

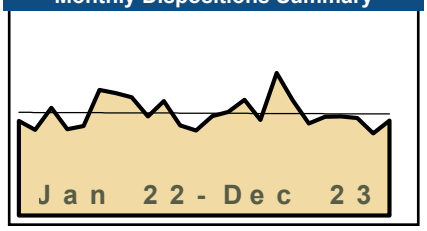

Jan --- Dec Dispositions

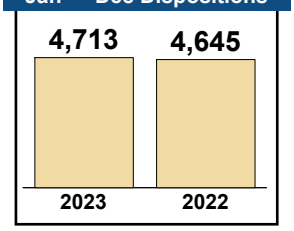

Dispositions by Division

Divisions		Jan	Feb	Mar	Apr	May	Jun	Jul	Aug	Sep	Oct	Nov	Dec	Thru Dec	% Change	Total
Total	2023	379	395	441	364	543	440	351	376	377	372	313	362	4,713	1%	4,713
	2022	360	327	410	329	341	479	467	451	377	436	344	324	4,645	▲	4,645
Civil	2023	58	80	96	83	138	99	68	92	120	90	68	58	1,050	-13%	1,050
	2022	101	75	87	76	89	125	184	137	100	84	73	79	1,210	▼	1,210
Criminal	2023	153	169	203	144	167	188	158	161	161	134	137	177	1,952	13%	1,952
	2022	143	141	126	123	134	185	123	167	155	166	158	104	1,725	▲	1,725
Concealed Handgun Permits	2023	119	122	93	94	162	116	86	79	55	104	82	84	1,196	6%	1,196
	2022	65	48	151	82	84	107	104	97	87	130	80	91	1,126	▲	1,126
Miscellaneous/ Other	2023	49	24	49	43	76	37	39	44	41	44	26	43	515	-12%	515
	2022	51	63	46	48	34	62	56	50	35	56	33	50	584	▼	584

Dispositions by Case Category

Case Categories		Jan	Feb	Mar	Apr	May	Jun	Jul	Aug	Sep	Oct	Nov	Dec	Thru Dec	% Change	Total
Administrative Law	2023	-	2	-	-	-	-	-	-	1	-	-	-	3	-25%	3
	2022	1	-	-	-	-	1	1	-	-	-	-	1	4	▼	4
Aggravated Murder	2023	1	-	1	-	-	1	2	-	-	-	-	-	5	5	5
	2022	-	-	-	-	-	-	-	-	-	-	-	-	0	↔	0
Contested Divorce	2023	9	4	8	7	11	6	10	9	10	9	9	6	98	-8%	98
	2022	13	7	10	9	11	13	8	14	6	5	5	6	107	▼	107
Domestic and Family - Level 1	2023	-	38	18	19	28	51	5	33	41	25	13	11	282	-19%	282
	2022	27	27	15	12	10	30	100	54	29	20	9	15	348	▼	348
Domestic and Family - Level 2	2023	5	3	6	6	5	1	-	5	1	5	4	3	44	-17%	44
	2022	4	4	1	4	3	4	8	5	6	4	3	7	53	▼	53
Felonies and Related Matters	2023	108	136	153	107	120	153	103	123	110	106	91	144	1,454	11%	1,454
	2022	111	121	92	99	103	134	80	131	122	131	113	76	1,313	▲	1,313
General Civil	2023	-	-	-	-	-	-	-	-	-	-	-	-	0	-100%	0
	2022	-	-	-	-	-	-	1	-	-	-	-	2	3	▼	3
General Civil - Level 1	2023	1	3	3	1	2	5	4	3	6	4	2	2	36	-25%	36
	2022	3	-	3	2	6	6	9	1	7	5	2	4	48	▼	48
General Civil - Level 2	2023	9	9	22	14	38	14	11	13	15	16	6	20	187	-6%	187
	2022	20	11	16	10	17	28	22	13	16	12	18	16	199	▼	199
General Civil - Level 3	2023	11	3	8	10	19	5	7	11	8	7	2	5	96	-23%	96
	2022	7	6	10	6	9	14	16	17	9	16	8	6	124	▼	124
Miscellaneous Civil	2023	164	146	140	138	227	152	124	121	100	151	109	123	1,695	1%	1,695
	2022	118	113	199	129	114	157	151	147	124	182	114	134	1,682	▲	1,682
Misdemeanor	2023	17	21	34	22	20	23	37	23	36	17	21	18	289	10%	289
	2022	24	13	19	12	22	40	26	18	25	23	28	13	263	▲	263
Other	2023	-	-	-	1	2	1	1	-	2	-	-	2	9	125%	9
	2022	-	-	-	1	-	2	-	-	-	-	-	1	4	▲	4
Other Criminally Related Matters	2023	27	12	15	16	27	12	16	15	16	11	25	15	207	34%	207
	2022	8	7	15	13	13	12	17	18	8	12	17	15	155	▲	155
Probates/Wills & Trusts - Level 1	2023	1	-	-	1	-	-	-	-	1	-	-	1	4	0%	4
	2022	-	1	-	-	1	-	1	-	-	-	-	1	4	↔	4
Probates/Wills & Trusts - Level 2	2023	1	2	6	7	7	5	4	1	2	1	1	2	39	15%	39
	2022	1	4	3	3	-	5	6	3	3	3	2	1	34	▲	34
Uncontested Divorce	2023	25	16	27	15	37	11	27	19	28	20	30	10	265	-13%	265
	2022	23	13	27	29	32	33	21	30	22	23	25	26	304	▼	304

This report reflects data in the case management system. Numbers will update accordingly as reports are refreshed and posted.

PLN-CCMS-10.11 CASELOAD STATISTICS OF THE CIRCUIT COURTS

Salem

January 2022 -- December 2023 Dispositions

Alexandria and Fairfax Circuit are not Included in State Totals

Dashboard

Court: Salem Circuit
Start/End Date: Jan-22 / Dec-23
2022 Average Month: 119
Jan-Dec 2022: 1,425
Dispositions Trending: ▼

Circuit/Court ID: 23 223775
Type of Case: Dispositions
2023 Average Month:103
Jan-Dec 2023 : 1,236
Overall AVG. Month: 111

Monthly Dispositions Summary

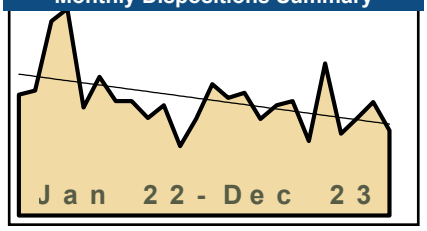

Jan --- Dec Dispositions

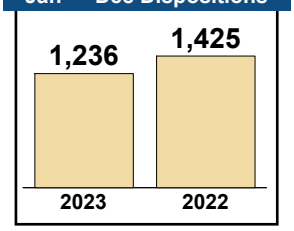

Dispositions by Division

Divisions		Jan	Feb	Mar	Apr	May	Jun	Jul	Aug	Sep	Oct	Nov	Dec	Thru Dec	% Change	Total
Total	2023	125	112	117	92	105	109	71	145	78	93	108	81	1,236	-13%	1,236
	2022	115	119	185	197	103	132	109	109	93	105	66	92	1,425	▼	1,425
Civil	2023	12	15	14	8	12	12	6	17	11	8	15	12	142	-18%	142
	2022	13	21	16	26	9	12	14	14	8	8	12	21	174	▼	174
Criminal	2023	67	50	55	39	56	45	33	76	40	56	42	37	596	-19%	596
	2022	63	55	98	117	62	63	68	58	53	37	28	35	737	▼	737
Concealed Handgun Permits	2023	42	35	39	40	27	38	27	35	21	22	39	28	393	5%	393
	2022	29	37	54	39	9	43	23	29	18	43	23	28	375	▲	375
Miscellaneous/ Other	2023	4	12	9	5	10	14	5	17	6	7	12	4	105	-24%	105
	2022	10	6	17	15	23	14	4	8	14	17	3	8	139	▼	139

Dispositions by Case Category

Case Categories		Jan	Feb	Mar	Apr	May	Jun	Jul	Aug	Sep	Oct	Nov	Dec	Thru Dec	% Change	Total
Contested Divorce	2023	1	6	2	2	1	2	2	3	1	-	1	4	25	47%	25
	2022	1	4	4	-	1	1	-	1	-	1	2	2	17	▲	17
Domestic and Family - Level 1	2023	4	1	2	-	5	2	2	3	4	2	4	5	34	-44%	34
	2022	8	6	1	18	6	2	6	3	1	-	-	10	61	▼	61
Domestic and Family - Level 2	2023	2	1	1	-	1	-	-	3	-	1	1	-	10	-17%	10
	2022	-	4	1	-	-	1	-	2	-	2	-	2	12	▼	12
Felonies and Related Matters	2023	57	38	46	28	42	35	27	52	32	51	36	30	474	-14%	474
	2022	50	52	84	81	46	49	25	43	38	32	20	28	548	▼	548
General Civil - Level 1	2023	-	-	-	-	-	-	-	1	-	1	-	-	2	-33%	2
	2022	-	-	-	-	-	1	1	-	-	1	-	-	3	▼	3
General Civil - Level 2	2023	3	2	3	4	4	3	1	2	2	1	3	2	30	-19%	30
	2022	4	3	10	4	-	3	1	1	4	4	2	1	37	▼	37
General Civil - Level 3	2023	-	-	1	1	-	4	-	-	1	-	2	-	9	-59%	9
	2022	3	2	2	3	2	-	1	3	-	1	4	1	22	▼	22
Miscellaneous Civil	2023	46	44	46	44	34	49	31	51	27	28	50	30	480	-1%	480
	2022	33	41	65	51	31	55	26	36	30	55	24	36	483	▼	483
Misdemeanor	2023	10	9	7	10	13	10	6	20	7	5	6	7	110	-30%	110
	2022	12	2	8	29	15	13	38	13	11	2	8	7	158	▼	158
Other Criminally Related Matters	2023	-	3	2	2	1	-	-	4	1	1	-	-	14	-56%	14
	2022	1	1	6	7	1	1	5	3	4	3	-	-	32	▼	32
Probates/Wills & Trusts - Level 1	2023	-	-	-	-	-	-	-	-	-	-	-	1	1	-50%	1
	2022	-	-	-	-	-	1	-	-	-	1	-	-	2	▼	2
Probates/Wills & Trusts - Level 2	2023	1	2	1	-	1	-	-	1	2	1	2	-	11	10%	11
	2022	-	-	1	-	-	-	2	2	1	1	2	1	10	▲	10
Uncontested Divorce	2023	1	6	6	1	3	4	2	5	1	2	3	2	36	-10%	36
	2022	3	4	3	4	1	5	4	2	4	2	4	4	40	▼	40

This report reflects data in the case management system. Numbers will update accordingly as reports are refreshed and posted.

PLN-CCMS-10.11 CASELOAD STATISTICS OF THE CIRCUIT COURTS

Amherst

January 2022 -- December 2023 Dispositions

Alexandria and Fairfax Circuit are not Included in State Totals

Dashboard

Court: Amherst Circuit
Start/End Date: Jan-22 / Dec-23
2022 Average Month: 192
Jan-Dec 2022: 2,304
Dispositions Trending: ▲

Circuit/Court ID: 24 224009
Type of Case: Dispositions
2023 Average Month:212
Jan-Dec 2023 : 2,549
Overall AVG. Month: 202

Monthly Dispositions Summary

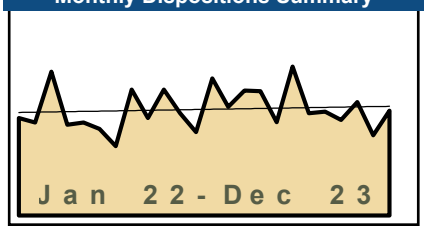

Jan --- Dec Dispositions

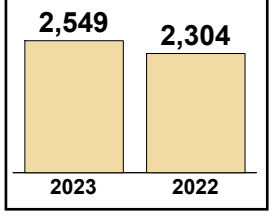

Dispositions by Division

Divisions		Jan	Feb	Mar	Apr	May	Jun	Jul	Aug	Sep	Oct	Nov	Dec	Thru Dec	% Change	Total
Total	2023	261	207	238	237	178	284	195	198	182	216	153	200	2,549	11%	2,549
	2022	186	177	274	173	177	165	132	240	186	240	195	159	2,304	▲	2,304
Civil	2023	8	5	34	10	15	47	8	9	10	14	16	11	187	-2%	187
	2022	19	8	12	16	13	8	12	21	22	38	5	17	191	▼	191
Criminal	2023	83	64	79	66	62	97	59	56	59	89	20	91	825	8%	825
	2022	28	76	94	65	51	71	28	96	70	88	68	29	764	▲	764
Concealed Handgun Permits	2023	102	78	66	126	36	80	71	58	63	69	84	46	879	16%	879
	2022	85	57	91	29	54	35	49	89	43	79	64	81	756	▲	756
Miscellaneous/ Other	2023	68	60	59	35	65	60	57	75	50	44	33	52	658	11%	658
	2022	54	36	77	63	59	51	43	34	51	35	58	32	593	▲	593

Dispositions by Case Category

Case Categories		Jan	Feb	Mar	Apr	May	Jun	Jul	Aug	Sep	Oct	Nov	Dec	Thru Dec	% Change	Total
Administrative Law	2023	-	-	-	-	-	-	-	-	-	1	-	1	2	0%	2
	2022	-	-	-	1	-	-	-	-	1	-	-	-	2	↔	2
Aggravated Murder	2023	-	-	-	-	-	-	-	-	-	1	-	-	1	0%	1
	2022	-	-	-	-	-	-	-	1	-	-	-	-	1	↔	1
Contested Divorce	2023	2	-	2	2	-	1	2	-	-	-	2	2	13	-35%	13
	2022	4	1	2	1	-	1	2	3	2	2	-	2	20	▼	20
Domestic and Family - Level 1	2023	-	-	28	-	7	17	-	-	1	6	2	5	66	100%	66
	2022	5	-	1	-	2	1	3	-	8	10	-	3	33	▲	33
Domestic and Family - Level 2	2023	-	-	1	1	1	2	1	1	1	1	2	1	12	-40%	12
	2022	1	-	1	1	2	-	1	8	1	1	-	4	20	▼	20
Felonies and Related Matters	2023	50	50	39	40	37	61	41	23	39	33	16	52	481	-5%	481
	2022	18	46	60	51	33	47	19	65	49	59	42	19	508	▼	508
General Civil - Level 1	2023	-	-	-	-	-	-	-	-	-	-	-	-	0	-100%	0
	2022	-	-	-	-	-	-	1	-	-	-	-	-	1	▼	1
General Civil - Level 2	2023	3	4	1	1	-	3	4	2	4	1	4	-	27	-45%	27
	2022	3	-	5	6	1	-	1	4	4	20	1	4	49	▼	49
General Civil - Level 3	2023	1	-	-	2	2	3	1	1	2	3	1	1	17	-47%	17
	2022	5	4	1	1	4	2	3	3	3	1	3	2	32	▼	32
Miscellaneous Civil	2023	107	91	77	130	43	88	82	66	71	82	88	52	977	10%	977
	2022	101	64	107	47	64	44	62	94	55	88	77	88	891	▲	891
Misdemeanor	2023	20	10	31	21	15	27	8	17	12	14	3	35	213	9%	213
	2022	6	28	23	12	10	22	6	26	8	24	20	10	195	▲	195
Other	2023	63	47	47	30	57	52	45	67	42	29	29	46	554	23%	554
	2022	38	29	61	44	47	42	30	29	38	25	45	24	452	▲	452
Other Criminally Related Matters	2023	14	4	9	5	10	18	10	16	8	41	1	4	140	119%	140
	2022	4	2	11	6	8	2	3	4	13	5	6	-	64	▲	64
Probates/Wills & Trusts - Level 1	2023	-	-	-	1	-	-	-	-	-	-	-	-	1	1	1
	2022	-	-	-	-	-	-	-	-	-	-	-	-	0	↔	0
Probates/Wills & Trusts - Level 2	2023	-	-	1	-	2	1	-	1	1	-	1	-	7	-22%	7
	2022	-	1	-	-	1	3	-	1	1	2	-	-	9	▼	9
Uncontested Divorce	2023	1	1	2	4	4	11	1	4	1	4	4	1	38	41%	38
	2022	1	2	2	3	5	1	1	2	3	3	1	3	27	▲	27

This report reflects data in the case management system. Numbers will update accordingly as reports are refreshed and posted.

PLN-CCMS-10.11 CASELOAD STATISTICS OF THE CIRCUIT COURTS

Bedford

January 2022 -- December 2023 Dispositions

Alexandria and Fairfax Circuit are not Included in State Totals

Dashboard

Court: Bedford Circuit
Start/End Date: Jan-22 / Dec-23
2022 Average Month: 387
Jan-Dec 2022: 4,644
Dispositions Trending: ▲

Circuit/Court ID: 24 224019
Type of Case: Dispositions
2023 Average Month:440
Jan-Dec 2023 : 5,274
Overall AVG. Month: 413

Monthly Dispositions Summary

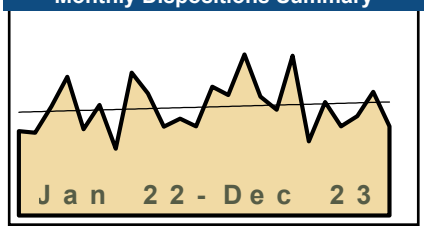

Jan --- Dec Dispositions

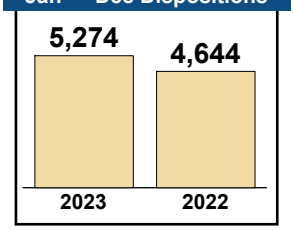

Dispositions by Division

Divisions		Jan	Feb	Mar	Apr	May	Jun	Jul	Aug	Sep	Oct	Nov	Dec	Thru Dec	% Change	Total
Total	2023	491	459	614	453	403	609	282	433	340	379	471	340	5,274	14%	5,274
	2022	321	316	415	529	329	422	255	544	465	339	369	340	4,644	▲	4,644
Civil	2023	63	85	52	69	52	65	27	53	41	50	87	67	711	17%	711
	2022	31	34	41	104	42	46	22	100	60	54	43	31	608	▲	608
Criminal	2023	117	65	125	59	145	178	83	100	119	133	113	63	1,300	17%	1,300
	2022	101	69	98	99	120	109	93	98	112	56	106	46	1,107	▲	1,107
Concealed Handgun Permits	2023	262	251	359	272	134	292	110	223	124	142	221	147	2,537	7%	2,537
	2022	153	155	223	276	129	219	122	272	252	171	180	230	2,382	▲	2,382
Miscellaneous/ Other	2023	49	58	78	53	72	74	62	57	56	54	50	63	726	33%	726
	2022	36	58	53	50	38	48	18	74	41	58	40	33	547	▲	547

Dispositions by Case Category

Case Categories		Jan	Feb	Mar	Apr	May	Jun	Jul	Aug	Sep	Oct	Nov	Dec	Thru Dec	% Change	Total
Administrative Law	2023	1	1	-	-	-	-	-	1	-	-	-	-	3	50%	3
	2022	-	-	-	-	-	1	-	-	1	-	-	-	2	▲	2
Aggravated Murder	2023	2	-	-	-	-	-	-	-	-	-	-	-	2	-33%	2
	2022	-	-	1	-	-	-	-	1	1	-	-	-	3	▼	3
Contested Divorce	2023	6	15	6	3	3	12	-	6	6	2	7	4	70	6%	70
	2022	4	2	5	7	8	9	3	9	5	5	2	7	66	▲	66
Domestic and Family - Level 1	2023	6	37	6	23	10	8	-	16	5	8	28	13	160	24%	160
	2022	5	4	7	45	7	-	9	22	8	11	9	2	129	▲	129
Domestic and Family - Level 2	2023	8	6	6	6	4	3	4	3	5	6	8	7	66	3%	66
	2022	6	5	2	10	4	5	2	9	9	4	6	2	64	▲	64
Felonies and Related Matters	2023	78	52	86	42	105	100	60	81	75	103	72	51	905	29%	905
	2022	65	46	69	72	85	65	52	69	64	33	52	31	703	▲	703
General Civil - Level 1	2023	-	-	2	1	-	-	-	-	1	1	-	2	7	600%	7
	2022	-	-	-	-	-	-	-	1	-	-	-	-	1	▲	1
General Civil - Level 2	2023	18	8	2	11	8	14	6	8	4	21	6	28	134	12%	134
	2022	7	10	6	21	7	12	3	22	11	10	7	4	120	▲	120
General Civil - Level 3	2023	2	1	6	3	7	6	13	15	4	1	8	5	71	22%	71
	2022	3	2	5	7	1	6	1	11	5	7	6	4	58	▲	58
Miscellaneous Civil	2023	288	282	403	299	162	325	142	251	157	167	246	177	2,899	10%	2,899
	2022	163	178	242	297	148	236	127	315	270	197	211	248	2,632	▲	2,632
Misdemeanor	2023	26	13	24	8	12	18	13	13	26	17	25	8	203	-21%	203
	2022	19	9	21	22	26	27	27	16	26	21	35	7	256	▼	256
Other	2023	16	25	36	23	42	39	28	28	21	28	23	27	336	24%	336
	2022	21	30	34	24	20	25	11	31	23	31	7	14	271	▲	271
Other Criminally Related Matters	2023	11	1	17	12	31	60	10	6	18	13	18	4	201	32%	201
	2022	18	14	9	5	10	17	14	13	21	3	20	8	152	▲	152
Probates/Wills & Trusts - Level 1	2023	2	2	1	-	-	1	-	1	-	2	-	1	10	11%	10
	2022	-	2	-	1	-	1	3	-	-	1	1	-	9	▲	9
Probates/Wills & Trusts - Level 2	2023	3	2	5	3	3	9	-	2	7	4	5	2	45	22%	45
	2022	2	-	3	3	1	5	-	4	4	7	5	3	37	▲	37
Uncontested Divorce	2023	24	14	14	19	16	14	6	2	11	6	25	11	162	15%	162
	2022	8	14	11	15	12	13	3	21	17	9	8	10	141	▲	141

This report reflects data in the case management system. Numbers will update accordingly as reports are refreshed and posted.

PLN-CCMS-10.11 CASELOAD STATISTICS OF THE CIRCUIT COURTS

Campbell

January 2022 -- December 2023 Dispositions

Alexandria and Fairfax Circuit are not Included in State Totals

Dashboard

Court: Campbell Circuit
Start/End Date: Jan-22 / Dec-23
2022 Average Month: 286
Jan-Dec 2022: 3,432
Dispositions Trending: ▲

Circuit/Court ID: 24 224031
Type of Case: Dispositions
2023 Average Month:296
Jan-Dec 2023 : 3,548
Overall AVG. Month: 291

Monthly Dispositions Summary

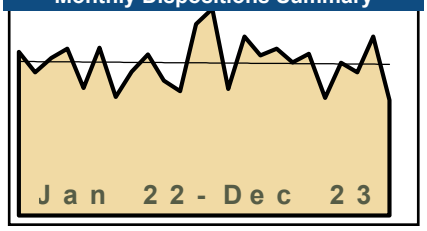

Jan --- Dec Dispositions

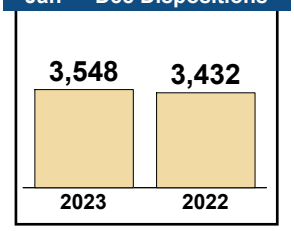

Dispositions by Division

Divisions		Jan	Feb	Mar	Apr	May	Jun	Jul	Aug	Sep	Oct	Nov	Dec	Thru Dec	% Change	Total
Total	2023	394	241	341	305	318	292	308	224	291	273	341	220	3,548	3%	3,548
	2022	312	273	300	318	243	320	226	274	307	257	237	365	3,432	▲	3,432
Civil	2023	48	28	44	33	37	32	49	31	43	30	49	17	441	-2%	441
	2022	20	35	54	33	35	43	29	44	34	39	51	33	450	▼	450
Criminal	2023	106	61	90	77	109	148	99	93	93	112	129	51	1,168	2%	1,168
	2022	136	95	112	99	69	104	87	57	119	66	93	109	1,146	▲	1,146
Concealed Handgun Permits	2023	208	136	169	166	139	77	111	72	132	102	124	127	1,563	7%	1,563
	2022	129	125	94	146	98	137	86	134	122	129	66	198	1,464	▲	1,464
Miscellaneous/ Other	2023	32	16	38	29	33	35	49	28	23	29	39	25	376	1%	376
	2022	27	18	40	40	41	36	24	39	32	23	27	25	372	▲	372

Dispositions by Case Category

Case Categories		Jan	Feb	Mar	Apr	May	Jun	Jul	Aug	Sep	Oct	Nov	Dec	Thru Dec	% Change	Total
Administrative Law	2023	-	-	-	-	-	-	-	-	1	-	-	-	1	-80%	1
	2022	-	-	-	-	-	1	-	2	-	1	1	-	5	▼	5
Contested Divorce	2023	1	5	6	3	6	2	5	5	5	1	-	-	39	-26%	39
	2022	1	4	5	5	2	6	7	3	6	4	6	4	53	▼	53
Domestic and Family - Level 1	2023	10	8	8	3	5	5	5	3	4	1	17	5	74	54%	74
	2022	3	2	10	2	2	3	4	4	4	-	10	4	48	▲	48
Domestic and Family - Level 2	2023	4	-	3	2	3	3	1	1	2	3	9	-	31	-26%	31
	2022	1	4	5	3	7	4	2	5	2	4	4	1	42	▼	42
Felonies and Related Matters	2023	47	36	61	40	66	89	52	66	61	84	63	32	697	-3%	697
	2022	88	59	77	50	34	61	62	43	75	45	52	76	722	▼	722
General Civil - Level 1	2023	-	-	-	-	-	1	-	-	-	-	1	-	2	-50%	2
	2022	-	1	1	1	-	1	-	-	-	-	-	-	4	▼	4
General Civil - Level 2	2023	8	2	9	7	7	5	14	9	16	8	6	3	94	-6%	94
	2022	4	7	13	7	13	5	3	13	5	9	12	9	100	▼	100
General Civil - Level 3	2023	6	1	12	4	3	4	25	6	6	11	10	9	97	33%	97
	2022	2	5	6	8	3	8	5	5	3	16	6	6	73	▲	73
Miscellaneous Civil	2023	225	144	182	187	161	104	142	90	144	118	145	136	1,778	8%	1,778
	2022	141	136	117	154	114	153	101	155	143	140	84	210	1,648	▲	1,648
Misdemeanor	2023	54	22	22	36	37	58	40	28	23	27	61	19	427	14%	427
	2022	39	34	28	46	25	38	24	13	40	20	35	33	375	▲	375
Other	2023	16	8	16	8	10	10	7	7	9	12	6	8	117	-34%	117
	2022	16	8	18	31	23	19	8	17	10	11	6	11	178	▼	178
Other Criminally Related Matters	2023	5	3	7	1	6	1	7	-	9	1	5	-	45	-17%	45
	2022	9	2	9	3	10	6	1	1	4	1	7	1	54	▼	54
Probates/Wills & Trusts - Level 1	2023	2	-	-	-	1	-	-	-	1	1	-	-	5	-29%	5
	2022	-	-	1	-	2	1	1	1	-	1	-	-	7	▼	7
Probates/Wills & Trusts - Level 2	2023	5	2	3	-	-	1	-	-	1	-	-	-	12	0%	12
	2022	-	1	2	1	-	3	1	1	3	-	-	-	12	↔	12
Protective Orders	2023	-	-	-	-	-	-	-	-	-	-	-	-	0	-100%	0
	2022	-	-	-	-	-	-	-	-	1	-	-	-	1	▼	1
Uncontested Divorce	2023	11	10	12	14	13	9	10	9	9	6	18	8	129	17%	129
	2022	8	10	8	7	8	11	7	11	11	5	14	10	110	▲	110

This report reflects data in the case management system. Numbers will update accordingly as reports are refreshed and posted.

PLN-CCMS-10.11 CASELOAD STATISTICS OF THE CIRCUIT COURTS

Nelson

January 2022 -- December 2023 Dispositions

Alexandria and Fairfax Circuit are not Included in State Totals

Dashboard

Court: Nelson Circuit
Start/End Date: Jan-22 / Dec-23
2022 Average Month: 117
Jan-Dec 2022: 1,408
Dispositions Trending: ▼

Circuit/Court ID: 24 224125
Type of Case: Dispositions
2023 Average Month:97
Jan-Dec 2023 : 1,168
Overall AVG. Month: 107

Monthly Dispositions Summary

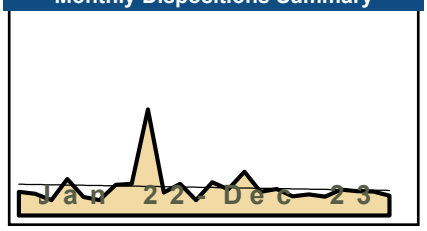

Jan --- Dec Dispositions

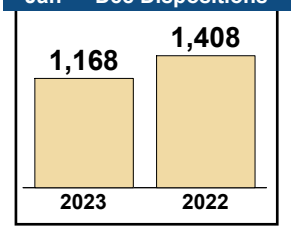

Dispositions by Division

Divisions		Jan	Feb	Mar	Apr	May	Jun	Jul	Aug	Sep	Oct	Nov	Dec	Thru Dec	% Change	Total
Total	2023	127	100	167	90	101	73	81	72	99	92	91	75	1,168	-17%	1,168
	2022	90	83	59	139	71	59	117	120	404	88	120	58	1,408	▼	1,408
Civil	2023	5	5	12	5	20	12	7	8	10	7	9	8	108	-31%	108
	2022	19	22	10	18	11	3	16	14	17	7	12	7	156	▼	156
Criminal	2023	47	58	96	50	36	41	41	36	47	66	41	26	585	-32%	585
	2022	39	24	26	72	38	32	71	64	366	39	43	49	863	▼	863
Concealed Handgun Permits	2023	66	29	48	26	37	12	23	17	39	15	33	37	382	35%	382
	2022	18	16	13	30	15	23	25	35	14	36	57	-	282	▲	282
Miscellaneous/ Other	2023	9	8	11	9	8	8	10	11	3	4	8	4	93	-13%	93
	2022	14	21	10	19	7	1	5	7	7	6	8	2	107	▼	107

Dispositions by Case Category

Case Categories		Jan	Feb	Mar	Apr	May	Jun	Jul	Aug	Sep	Oct	Nov	Dec	Thru Dec	% Change	Total
Administrative Law	2023	-	1	-	-	-	-	-	-	-	-	-	-	1	-67%	1
	2022	-	2	-	1	-	-	-	-	-	-	-	-	3	▼	3
Contested Divorce	2023	-	1	4	-	-	2	3	-	-	-	-	-	10	-29%	10
	2022	-	3	-	3	2	1	2	1	1	-	-	1	14	▼	14
Domestic and Family - Level 1	2023	-	-	2	2	3	1	2	-	1	2	1	2	16	-53%	16
	2022	4	2	1	1	1	-	6	4	11	1	3	-	34	▼	34
Domestic and Family - Level 2	2023	-	-	-	-	-	1	-	1	1	1	-	-	4	-60%	4
	2022	-	2	-	1	1	-	1	1	-	4	-	-	10	▼	10
Felonies and Related Matters	2023	18	40	66	27	23	29	29	24	16	59	19	11	361	-23%	361
	2022	30	17	21	53	21	15	57	50	99	34	33	40	470	▼	470
General Civil - Level 1	2023	-	-	-	-	1	-	-	-	-	-	-	2	3	0%	3
	2022	-	1	-	-	-	1	-	-	-	-	1	-	3	↔	3
General Civil - Level 2	2023	-	2	3	1	5	1	-	4	1	1	5	1	24	-41%	24
	2022	6	9	3	5	3	1	4	2	3	2	1	2	41	▼	41
General Civil - Level 3	2023	5	1	4	1	6	3	-	3	1	1	1	3	29	26%	29
	2022	3	1	2	3	-	1	3	1	-	-	4	5	23	▲	23
Miscellaneous Civil	2023	74	35	57	34	45	21	34	25	42	19	40	40	466	24%	466
	2022	31	34	19	48	21	23	29	42	22	42	64	-	375	▲	375
Misdemeanor	2023	28	16	24	14	7	9	9	11	6	6	19	8	157	-55%	157
	2022	1	5	2	15	3	15	13	11	259	4	10	8	346	▼	346
Other	2023	-	-	-	-	2	-	-	-	1	1	2	-	6	500%	6
	2022	-	-	-	-	-	-	-	-	1	-	-	-	1	▲	1
Other Criminally Related Matters	2023	1	2	6	10	7	3	3	1	25	1	3	7	69	47%	69
	2022	8	2	3	4	14	2	1	3	8	1	-	1	47	▲	47
Probates/Wills & Trusts - Level 1	2023	1	-	-	-	-	-	-	-	-	-	-	-	1	1	1
	2022	-	-	-	-	-	-	-	-	-	-	-	-	0	↔	0
Probates/Wills & Trusts - Level 2	2023	-	-	-	1	-	-	-	-	1	-	1	1	4	-33%	4
	2022	2	1	1	-	-	-	-	1	-	-	1	-	6	▼	6
Uncontested Divorce	2023	-	2	1	-	2	3	1	3	4	1	-	-	17	-51%	17
	2022	5	4	7	5	5	-	1	4	-	-	3	1	35	▼	35

This report reflects data in the case management system. Numbers will update accordingly as reports are refreshed and posted.

PLN-CCMS-10.11 CASELOAD STATISTICS OF THE CIRCUIT COURTS

Lynchburg

January 2022 -- December 2023 Dispositions

Alexandria and Fairfax Circuit are not Included in State Totals

Dashboard

Court: Lynchburg Circuit
Start/End Date: Jan-22 / Dec-23
2022 Average Month: 402
Jan-Dec 2022: 4,823
Dispositions Trending: ▲

Circuit/Court ID: 24 224680
Type of Case: Dispositions
2023 Average Month:456
Jan-Dec 2023 : 5,473
Overall AVG. Month: 429

Monthly Dispositions Summary

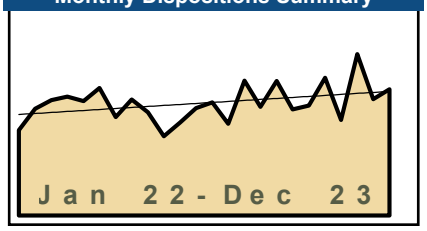

Jan --- Dec Dispositions

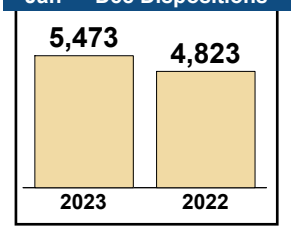

Dispositions by Division

Divisions		Jan	Feb	Mar	Apr	May	Jun	Jul	Aug	Sep	Oct	Nov	Dec	Thru Dec	% Change	Total
Total	2023	431	349	514	414	513	405	419	525	364	615	443	481	5,473	13%	5,473
	2022	325	407	440	453	436	486	375	442	393	302	355	409	4,823	▲	4,823
Civil	2023	67	60	60	64	74	85	70	86	53	116	67	81	883	5%	883
	2022	47	79	62	76	69	70	63	87	89	54	65	80	841	▲	841
Criminal	2023	193	154	279	181	243	190	220	264	154	365	221	230	2,694	28%	2,694
	2022	127	183	227	224	175	239	146	204	164	113	127	182	2,111	▲	2,111
Concealed Handgun Permits	2023	111	81	100	91	137	80	69	70	76	64	65	88	1,032	13%	1,032
	2022	75	59	54	78	121	89	80	72	66	56	69	92	911	▲	911
Miscellaneous/ Other	2023	60	54	75	78	59	50	60	105	81	70	90	82	864	-10%	864
	2022	76	86	97	75	71	88	86	79	74	79	94	55	960	▼	960

Dispositions by Case Category

Case Categories		Jan	Feb	Mar	Apr	May	Jun	Jul	Aug	Sep	Oct	Nov	Dec	Thru Dec	% Change	Total
Administrative Law	2023	1	-	-	-	-	1	-	-	-	1	-	-	3	0%	3
	2022	1	-	-	-	1	-	-	1	-	-	-	-	3	↔	3
Aggravated Murder	2023	-	-	-	-	-	-	-	-	-	-	-	-	0	-100%	0
	2022	-	-	1	-	1	-	-	-	-	-	-	-	2	▼	2
Contested Divorce	2023	8	8	5	9	11	4	5	8	5	5	8	6	82	-11%	82
	2022	9	2	9	9	7	6	11	10	4	5	10	10	92	▼	92
Domestic and Family - Level 1	2023	4	16	5	17	11	19	22	16	4	56	14	21	205	24%	205
	2022	-	19	14	15	9	27	9	22	38	-	3	9	165	▲	165
Domestic and Family - Level 2	2023	1	3	5	5	6	3	2	4	3	2	6	1	41	-9%	41
	2022	2	5	8	6	3	1	1	3	3	5	3	5	45	▼	45
Felonies and Related Matters	2023	84	91	161	107	153	105	128	155	83	280	133	135	1,615	37%	1,615
	2022	67	93	128	141	105	126	94	117	86	60	73	91	1,181	▲	1,181
General Civil - Level 1	2023	1	1	3	-	3	-	1	1	3	3	4	1	21	5%	21
	2022	-	1	2	3	-	1	-	2	2	4	2	3	20	▲	20
General Civil - Level 2	2023	14	11	16	7	12	14	12	25	17	12	17	15	172	12%	172
	2022	13	26	11	11	11	8	13	12	15	12	10	11	153	▲	153
General Civil - Level 3	2023	12	6	14	11	9	12	4	11	4	3	7	12	105	-15%	105
	2022	8	9	8	6	6	4	6	14	13	8	17	25	124	▼	124
Miscellaneous Civil	2023	137	102	144	126	156	105	99	125	117	96	96	117	1,420	9%	1,420
	2022	100	96	91	109	144	125	114	105	100	87	102	135	1,308	▲	1,308
Misdemeanor	2023	82	47	100	64	72	63	79	75	58	77	78	80	875	21%	875
	2022	47	69	85	67	51	88	34	66	62	42	40	70	721	▲	721
Other	2023	32	33	28	38	38	29	30	49	39	37	57	53	463	-16%	463
	2022	48	48	57	42	52	53	51	41	39	46	65	11	553	▼	553
Other Criminally Related Matters	2023	29	16	18	17	20	25	15	35	21	24	15	19	254	19%	254
	2022	14	21	13	17	18	25	18	22	19	11	14	22	214	▲	214
Probates/Wills & Trusts - Level 1	2023	-	-	-	-	-	-	-	-	-	-	-	1	1	0%	1
	2022	-	-	-	-	-	-	-	-	-	-	-	1	1	↔	1
Probates/Wills & Trusts - Level 2	2023	9	3	-	2	2	3	-	3	-	3	1	2	28	22%	28
	2022	3	-	1	-	3	-	2	3	-	5	4	2	23	▲	23
Protective Orders	2023	-	-	-	-	-	-	-	-	-	-	-	-	0	-100%	0
	2022	-	-	-	-	-	-	-	-	-	-	1	-	1	▼	1
Uncontested Divorce	2023	17	12	15	11	20	22	22	18	10	16	7	18	188	-13%	188
	2022	13	18	12	27	25	22	22	24	12	17	11	14	217	▼	217

This report reflects data in the case management system. Numbers will update accordingly as reports are refreshed and posted.

PLN-CCMS-10.11 CASELOAD STATISTICS OF THE CIRCUIT COURTS

Alleghany

January 2022 -- December 2023 Dispositions

Alexandria and Fairfax Circuit are not Included in State Totals

Dashboard

Court: Alleghany Circuit
Start/End Date: Jan-22 / Dec-23
2022 Average Month: 149
Jan-Dec 2022: 1,787
Dispositions Trending: ▲

Circuit/Court ID: 25 225005
Type of Case: Dispositions
2023 Average Month:159
Jan-Dec 2023 : 1,903
Overall AVG. Month: 154

Monthly Dispositions Summary

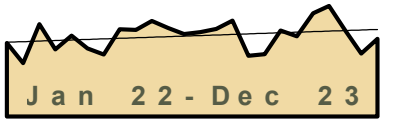

Jan --- Dec Dispositions

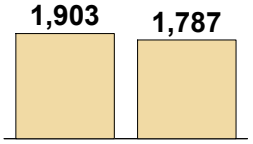

Dispositions by Division

Divisions		Jan	Feb	Mar	Apr	May	Jun	Jul	Aug	Sep	Oct	Nov	Dec	Thru Dec	% Change	Total
Total	2023	161	167	183	116	119	164	153	197	211	164	120	148	1,903	6%	1,903
	2022	140	102	176	128	154	130	118	166	165	182	169	157	1,787	▲	1,787
Civil	2023	15	7	16	14	4	9	13	17	24	5	15	12	151	-12%	151
	2022	16	11	10	10	20	8	17	21	18	19	8	13	171	▼	171
Criminal	2023	87	79	80	44	66	109	93	130	145	109	57	85	1,084	5%	1,084
	2022	83	48	101	85	80	64	53	98	77	129	104	115	1,037	▲	1,037
Concealed Handgun Permits	2023	50	71	78	48	35	29	36	39	37	37	33	42	535	16%	535
	2022	23	33	55	27	48	44	40	39	58	24	50	20	461	▲	461
Miscellaneous/ Other	2023	9	10	9	10	14	17	11	11	5	13	15	9	133	13%	133
	2022	18	10	10	6	6	14	8	8	12	10	7	9	118	▲	118

Dispositions by Case Category

Case Categories		Jan	Feb	Mar	Apr	May	Jun	Jul	Aug	Sep	Oct	Nov	Dec	Thru Dec	% Change	Total
Aggravated Murder	2023	-	-	-	-	-	-	-	-	-	-	-	2	2	0%	2
	2022	1	-	-	-	-	-	1	-	-	-	-	-	2	↔	2
Contested Divorce	2023	2	-	-	2	1	1	1	4	3	-	4	1	19	-34%	19
	2022	2	2	1	1	5	1	2	5	3	3	-	4	29	▼	29
Domestic and Family - Level 1	2023	1	-	1	1	-	-	1	-	5	1	3	1	14	40%	14
	2022	2	1	-	-	1	-	4	-	-	1	-	1	10	▲	10
Domestic and Family - Level 2	2023	1	-	2	1	-	-	1	2	-	-	-	-	7	0%	7
	2022	1	1	-	-	1	1	2	-	-	-	-	1	7	↔	7
Felonies and Related Matters	2023	52	52	52	37	44	84	65	103	108	77	44	56	774	4%	774
	2022	57	35	71	52	50	45	37	79	57	97	68	94	742	▲	742
General Civil - Level 1	2023	-	-	-	1	-	-	-	-	-	1	-	2	4	100%	4
	2022	-	1	-	-	-	-	-	-	-	1	-	-	2	▲	2
General Civil - Level 2	2023	1	2	4	2	1	2	2	1	1	-	-	1	17	-26%	17
	2022	1	-	3	4	4	2	1	2	2	4	-	-	23	▼	23
General Civil - Level 3	2023	6	-	2	2	-	1	3	3	10	-	4	1	32	3%	32
	2022	6	3	-	1	3	1	2	1	4	3	3	4	31	▲	31
Miscellaneous Civil	2023	58	81	86	56	46	45	44	50	42	50	45	50	653	15%	653
	2022	39	41	65	33	53	57	47	48	69	34	57	27	570	▲	570
Misdemeanor	2023	30	24	22	7	21	25	27	25	34	30	13	23	281	12%	281
	2022	19	9	24	27	29	14	11	17	19	30	35	17	251	▲	251
Other	2023	-	-	1	-	1	1	-	-	-	-	-	-	3	0%	3
	2022	-	-	-	-	1	1	-	-	1	-	-	-	3	↔	3
Other Criminally Related Matters	2023	5	3	6	-	1	-	1	3	3	2	-	4	28	-38%	28
	2022	6	4	6	6	1	5	4	3	1	3	1	5	45	▼	45
Probates/Wills & Trusts - Level 1	2023	-	-	-	1	-	-	-	-	-	-	-	-	1	0%	1
	2022	-	-	-	-	-	-	-	-	-	-	-	1	1	↔	1
Probates/Wills & Trusts - Level 2	2023	-	-	2	-	-	2	2	1	-	-	-	1	8	-47%	8
	2022	3	2	-	1	1	1	1	2	2	-	1	1	15	▼	15
Uncontested Divorce	2023	5	5	5	6	4	3	6	5	5	3	7	6	60	7%	60
	2022	3	3	6	3	5	2	6	9	7	6	4	2	56	▲	56

This report reflects data in the case management system. Numbers will update accordingly as reports are refreshed and posted.

PLN-CCMS-10.11 CASELOAD STATISTICS OF THE CIRCUIT COURTS

Augusta

January 2022 -- December 2023 Dispositions

Alexandria and Fairfax Circuit are not Included in State Totals

Dashboard

Court: Augusta Circuit
Start/End Date: Jan-22 / Dec-23
2022 Average Month: 481
Jan-Dec 2022: 5,768
Dispositions Trending: ↔

Circuit/Court ID: 25 225015
Type of Case: Dispositions
2023 Average Month:486
Jan-Dec 2023 : 5,837
Overall AVG. Month: 484

Monthly Dispositions Summary

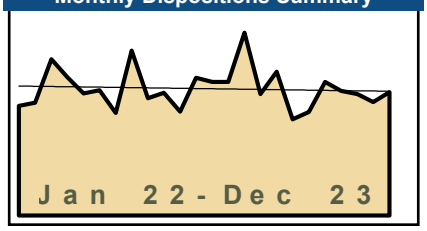

Jan --- Dec Dispositions

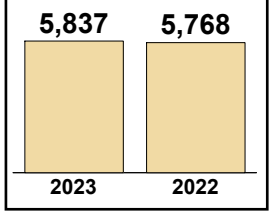

Dispositions by Division

Divisions		Jan	Feb	Mar	Apr	May	Jun	Jul	Aug	Sep	Oct	Nov	Dec	Thru Dec	% Change	Total
Total	2023	509	509	697	463	548	367	395	509	475	463	432	470	5,837	1%	5,837
	2022	418	430	596	527	465	477	391	628	447	468	396	525	5,768	▲	5,768
Civil	2023	43	27	76	38	37	56	44	82	43	81	39	78	644	15%	644
	2022	42	51	50	68	37	41	43	47	43	43	45	50	560	▲	560
Criminal	2023	216	167	209	184	217	124	125	218	202	176	155	161	2,154	-14%	2,154
	2022	201	231	219	222	229	199	146	362	154	189	129	230	2,511	▼	2,511
Concealed Handgun Permits	2023	161	232	316	168	208	96	140	107	150	129	160	125	1,992	8%	1,992
	2022	114	83	231	166	124	174	141	144	183	156	161	173	1,850	▲	1,850
Miscellaneous/ Other	2023	89	83	96	73	86	91	86	102	80	77	78	106	1,047	24%	1,047
	2022	61	65	96	71	75	63	61	75	67	80	61	72	847	▲	847

Dispositions by Case Category

Case Categories		Jan	Feb	Mar	Apr	May	Jun	Jul	Aug	Sep	Oct	Nov	Dec	Thru Dec	% Change	Total
Administrative Law	2023	-	1	1	1	-	-	-	4	-	-	1	-	8	100%	8
	2022	-	1	-	2	1	-	-	-	-	-	-	-	4	▲	4
Aggravated Murder	2023	-	-	-	-	-	-	-	1	1	-	-	-	2	-50%	2
	2022	-	1	1	-	-	-	-	-	2	-	-	-	4	▼	4
Contested Divorce	2023	6	4	9	6	8	2	8	11	6	5	6	5	76	7%	76
	2022	4	4	10	10	5	6	7	4	6	3	8	4	71	▲	71
Domestic and Family - Level 1	2023	4	1	1	1	-	5	4	7	3	8	2	2	38	-44%	38
	2022	8	8	9	4	6	5	2	1	4	10	5	6	68	▼	68
Domestic and Family - Level 2	2023	4	5	32	7	3	3	5	11	3	6	1	4	84	27%	84
	2022	3	8	3	9	2	7	3	6	9	5	5	6	66	▲	66
Felonies and Related Matters	2023	138	110	160	137	130	101	85	142	125	130	108	103	1,469	-14%	1,469
	2022	136	150	156	162	163	118	100	264	103	118	87	159	1,716	▼	1,716
General Civil - Level 1	2023	2	2	-	1	1	-	-	3	1	1	-	1	12	140%	12
	2022	1	-	-	1	-	-	-	1	-	1	-	1	5	▲	5
General Civil - Level 2	2023	6	4	8	8	9	11	4	10	8	23	5	11	107	19%	107
	2022	5	3	7	17	10	8	4	5	5	5	7	14	90	▲	90
General Civil - Level 3	2023	7	3	9	4	2	13	14	16	6	12	12	15	113	43%	113
	2022	2	8	4	9	3	6	8	13	5	8	5	8	79	▲	79
Miscellaneous Civil	2023	192	265	359	208	251	136	167	152	199	158	197	188	2,472	12%	2,472
	2022	143	117	260	196	154	194	170	182	210	186	201	197	2,210	▲	2,210
Misdemeanor	2023	70	50	45	41	80	18	33	72	71	46	40	56	622	-18%	622
	2022	60	80	58	58	67	80	36	95	49	67	41	70	761	▼	761
Other	2023	57	49	53	30	43	48	55	40	32	48	40	71	566	24%	566
	2022	30	30	65	37	44	40	31	32	38	47	20	43	457	▲	457
Other Criminally Related Matters	2023	8	7	5	6	7	5	7	4	6	-	7	2	64	68%	64
	2022	6	4	4	3	1	1	10	3	-	4	1	1	38	▲	38
Probates/Wills & Trusts - Level 1	2023	-	-	-	-	-	-	-	2	-	1	-	-	3	-25%	3
	2022	2	1	-	-	-	-	-	1	-	-	-	-	4	▼	4
Probates/Wills & Trusts - Level 2	2023	2	1	4	1	3	1	2	12	1	4	1	5	37	85%	37
	2022	3	1	-	2	3	1	3	1	3	1	-	2	20	▲	20
Uncontested Divorce	2023	13	7	11	12	11	24	11	22	13	21	12	7	164	-6%	164
	2022	15	14	19	17	6	11	17	20	13	13	16	14	175	▼	175

This report reflects data in the case management system. Numbers will update accordingly as reports are refreshed and posted.

PLN-CCMS-10.11 CASELOAD STATISTICS OF THE CIRCUIT COURTS

Bath

January 2022 -- December 2023 Dispositions

Alexandria and Fairfax Circuit are not Included in State Totals

Dashboard

Court: Bath Circuit
Start/End Date: Jan-22 / Dec-23
2022 Average Month: 27
Jan-Dec 2022: 329
Dispositions Trending: ▲

Circuit/Court ID: 25 225017
Type of Case: Dispositions
2023 Average Month:28
Jan-Dec 2023 : 341
Overall AVG. Month: 28

Monthly Dispositions Summary

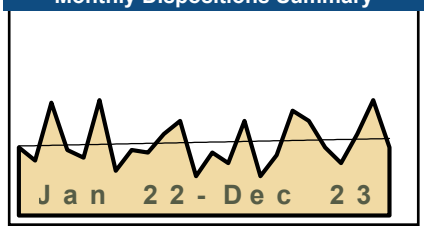

Jan --- Dec Dispositions

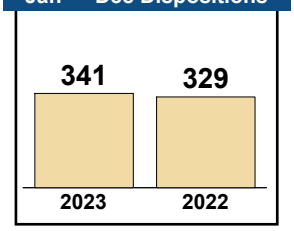

Dispositions by Division

Divisions		Jan	Feb	Mar	Apr	May	Jun	Jul	Aug	Sep	Oct	Nov	Dec	Thru Dec	% Change	Total
Total	2023	24	20	36	15	23	40	36	26	20	31	44	26	341	4%	341
	2022	26	21	43	25	22	44	17	25	24	31	36	15	329	▲	329
Civil	2023	-	-	4	-	1	3	1	-	3	-	1	2	15	-25%	15
	2022	1	2	1	1	2	4	1	2	-	1	4	1	20	▼	20
Criminal	2023	5	3	6	-	4	22	5	4	8	17	22	7	103	-5%	103
	2022	8	-	24	6	5	26	3	4	10	11	11	-	108	▼	108
Concealed Handgun Permits	2023	17	16	24	12	12	13	27	18	6	14	20	17	196	24%	196
	2022	12	14	14	16	8	12	12	17	8	18	16	11	158	▲	158
Miscellaneous/ Other	2023	2	1	2	3	6	2	3	4	3	-	1	-	27	-37%	27
	2022	5	5	4	2	7	2	1	2	6	1	5	3	43	▼	43

Dispositions by Case Category

Case Categories		Jan	Feb	Mar	Apr	May	Jun	Jul	Aug	Sep	Oct	Nov	Dec	Thru Dec	% Change	Total
Contested Divorce	2023	-	-	-	-	-	1	1	-	-	-	1	-	3	-25%	3
	2022	-	1	-	-	-	-	-	1	-	1	1	-	4	▼	4
Domestic and Family - Level 1	2023	-	-	-	-	-	-	-	-	-	-	-	2	2	0%	2
	2022	-	-	1	-	-	1	-	-	-	-	-	-	2	↔	2
Domestic and Family - Level 2	2023	-	-	-	-	-	1	-	-	-	-	-	-	1	-80%	1
	2022	-	-	-	-	-	3	-	-	1	-	1	-	5	▼	5
Felonies and Related Matters	2023	5	3	6	-	3	21	1	1	5	15	13	6	79	13%	79
	2022	6	-	11	3	5	21	-	3	8	5	8	-	70	▲	70
General Civil - Level 1	2023	-	-	-	-	-	-	1	-	-	-	-	-	1	1	1
	2022	-	-	-	-	-	-	-	-	-	-	-	-	0	↔	0
General Civil - Level 2	2023	-	-	1	-	-	-	1	-	2	-	-	-	4	0%	4
	2022	1	2	1	-	-	-	-	-	-	-	-	-	4	↔	4
General Civil - Level 3	2023	-	-	2	-	1	-	-	1	1	-	1	-	6	100%	6
	2022	-	-	1	1	-	-	-	1	-	-	-	-	3	▲	3
Miscellaneous Civil	2023	19	17	25	14	17	14	28	20	8	14	20	17	213	9%	213
	2022	16	18	16	18	15	14	13	18	13	19	21	14	195	▲	195
Misdemeanor	2023	-	-	-	-	-	1	4	1	2	2	8	1	19	-39%	19
	2022	1	-	13	3	-	5	1	1	-	4	3	-	31	▼	31
Other Criminally Related Matters	2023	-	-	-	-	1	-	-	2	1	-	1	-	5	-29%	5
	2022	1	-	-	-	-	-	2	-	2	2	-	-	7	▼	7
Probates/Wills & Trusts - Level 2	2023	-	-	-	1	-	-	-	1	1	-	-	-	3	50%	3
	2022	-	-	-	-	-	-	-	1	-	-	1	-	2	▲	2
Uncontested Divorce	2023	-	-	2	-	1	2	-	-	-	-	-	-	5	-17%	5
	2022	1	-	-	-	2	-	1	-	-	-	1	1	6	▼	6

This report reflects data in the case management system. Numbers will update accordingly as reports are refreshed and posted.

PLN-CCMS-10.11 CASELOAD STATISTICS OF THE CIRCUIT COURTS

Botetourt

January 2022 -- December 2023 Dispositions

Alexandria and Fairfax Circuit are not Included in State Totals

Dashboard

Court: Botetourt Circuit
Start/End Date: Jan-22 / Dec-23
2022 Average Month: 201
Jan-Dec 2022: 2,409
Dispositions Trending: ▲

Circuit/Court ID: 25 225023
Type of Case: Dispositions
2023 Average Month:214
Jan-Dec 2023 : 2,569
Overall AVG. Month: 207

Monthly Dispositions Summary

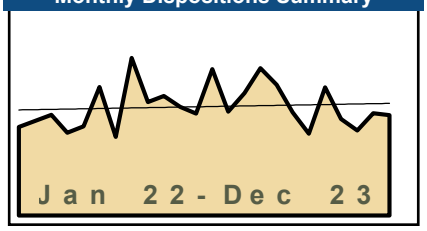

Jan --- Dec Dispositions

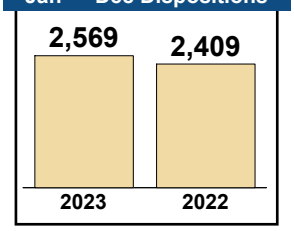

Dispositions by Division

Divisions		Jan	Feb	Mar	Apr	May	Jun	Jul	Aug	Sep	Oct	Nov	Dec	Thru Dec	% Change	Total
Total	2023	279	198	233	281	249	197	156	244	184	162	195	191	2,569	7%	2,569
	2022	169	180	192	158	170	245	150	300	216	228	207	194	2,409	▲	2,409
Civil	2023	28	8	13	19	9	24	13	21	13	11	15	12	186	-30%	186
	2022	11	13	31	14	17	30	14	40	27	24	31	12	264	▼	264
Criminal	2023	120	78	97	130	144	74	54	103	84	79	64	84	1,111	13%	1,111
	2022	67	80	79	62	77	113	64	133	84	79	65	77	980	▲	980
Concealed Handgun Permits	2023	98	80	92	103	80	74	74	88	68	53	99	74	983	11%	983
	2022	71	60	60	60	58	74	52	103	64	94	99	92	887	▲	887
Miscellaneous/ Other	2023	33	32	31	29	16	25	15	32	19	19	17	21	289	4%	289
	2022	20	27	22	22	18	28	20	24	41	31	12	13	278	▲	278

Dispositions by Case Category

Case Categories		Jan	Feb	Mar	Apr	May	Jun	Jul	Aug	Sep	Oct	Nov	Dec	Thru Dec	% Change	Total
Administrative Law	2023	-	-	-	-	-	-	-	-	-	1	-	1	2	2	2
	2022	-	-	-	-	-	-	-	-	-	-	-	-	0	↔	0
Aggravated Murder	2023	-	-	-	-	-	-	-	-	-	-	-	1	1	1	1
	2022	-	-	-	-	-	-	-	-	-	-	-	-	0	↔	0
Contested Divorce	2023	2	1	2	4	-	2	2	2	1	-	2	-	18	-25%	18
	2022	1	3	2	2	-	4	-	4	1	3	1	3	24	▼	24
Domestic and Family - Level 1	2023	7	3	2	4	-	12	6	2	-	2	6	4	48	-29%	48
	2022	2	-	13	3	5	7	4	7	11	5	10	1	68	▼	68
Domestic and Family - Level 2	2023	1	-	1	2	2	-	-	1	-	-	2	-	9	-18%	9
	2022	1	1	2	-	-	1	1	2	-	-	1	2	11	▼	11
Felonies and Related Matters	2023	99	58	85	91	133	51	43	69	71	54	41	60	855	23%	855
	2022	45	60	64	39	50	70	49	106	65	56	48	44	696	▲	696
General Civil - Level 1	2023	-	-	-	-	1	-	-	-	-	-	-	-	1	-75%	1
	2022	1	-	-	-	3	-	-	-	-	-	-	-	4	▼	4
General Civil - Level 2	2023	1	2	4	6	-	5	1	7	3	3	3	1	36	-28%	36
	2022	3	5	5	2	4	4	8	3	6	5	5	-	50	▼	50
General Civil - Level 3	2023	4	2	-	1	1	2	-	-	3	3	1	2	19	-24%	19
	2022	1	1	2	1	-	1	1	4	5	3	3	3	25	▼	25
Miscellaneous Civil	2023	114	95	107	123	88	88	86	100	75	58	108	86	1,128	10%	1,128
	2022	78	74	69	67	68	90	64	113	90	109	106	102	1,030	▲	1,030
Misdemeanor	2023	20	16	11	23	10	23	8	18	9	12	21	17	188	-27%	188
	2022	20	17	16	19	26	37	14	33	17	17	16	25	257	▼	257
Other	2023	16	14	16	8	8	10	3	19	10	11	6	8	129	6%	129
	2022	12	12	12	15	7	10	6	13	11	16	5	3	122	▲	122
Other Criminally Related Matters	2023	1	4	1	16	1	-	3	16	4	13	2	6	67	72%	67
	2022	2	3	2	4	1	6	1	3	2	6	1	8	39	▲	39
Probates/Wills & Trusts - Level 1	2023	1	1	-	-	-	-	-	-	-	-	-	-	2	100%	2
	2022	-	-	-	-	-	-	-	1	-	-	-	-	1	▲	1
Probates/Wills & Trusts - Level 2	2023	2	-	-	-	-	-	-	1	-	2	-	-	5	-44%	5
	2022	-	-	1	-	2	4	1	-	-	-	1	-	9	▼	9
Uncontested Divorce	2023	11	2	4	3	5	4	4	9	8	3	3	5	61	-16%	61
	2022	3	4	4	6	4	11	1	11	8	8	10	3	73	▼	73

This report reflects data in the case management system. Numbers will update accordingly as reports are refreshed and posted.

PLN-CCMS-10.11 CASELOAD STATISTICS OF THE CIRCUIT COURTS

Craig

January 2022 -- December 2023 Dispositions

Alexandria and Fairfax Circuit are not Included in State Totals

Dashboard

Court: Craig Circuit
Start/End Date: Jan-22 / Dec-23
2022 Average Month: 30
Jan-Dec 2022: 360
Dispositions Trending: ↔

Circuit/Court ID: 25 225045
Type of Case: Dispositions
2023 Average Month:30
Jan-Dec 2023 : 361
Overall AVG. Month: 30

Monthly Dispositions Summary



Jan --- Dec Dispositions

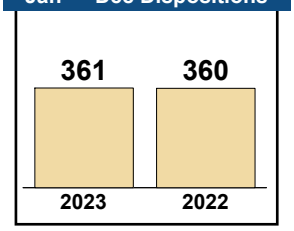

Dispositions by Division

Divisions		Jan	Feb	Mar	Apr	May	Jun	Jul	Aug	Sep	Oct	Nov	Dec	Thru Dec	% Change	Total
Total	2023	34	41	44	23	22	43	22	21	40	35	21	15	361	0%	361
	2022	23	58	22	18	14	37	36	26	36	20	35	35	360	▲	360
Civil	2023	4	1	2	3	7	6	1	3	-	1	1	3	32	-3%	32
	2022	2	5	2	3	1	2	4	2	2	1	3	6	33	▼	33
Criminal	2023	7	5	11	4	-	5	-	-	18	4	-	-	54	-47%	54
	2022	1	40	1	5	-	15	5	2	17	3	8	5	102	▼	102
Concealed Handgun Permits	2023	18	34	26	16	10	24	18	16	21	28	18	12	241	22%	241
	2022	16	11	17	9	12	20	22	20	15	14	21	21	198	▲	198
Miscellaneous/ Other	2023	5	1	5	-	5	8	3	2	1	2	2	-	34	26%	34
	2022	4	2	2	1	1	-	5	2	2	2	3	3	27	▲	27

Dispositions by Case Category

Case Categories		Jan	Feb	Mar	Apr	May	Jun	Jul	Aug	Sep	Oct	Nov	Dec	Thru Dec	% Change	Total
Contested Divorce	2023	-	-	-	-	-	1	-	1	-	-	-	-	2	-50%	2
	2022	1	1	-	-	1	-	-	-	-	-	-	1	4	▼	4
Domestic and Family - Level 1	2023	-	-	-	1	7	-	-	-	-	-	-	-	8	167%	8
	2022	-	-	-	2	-	-	-	-	-	-	-	1	3	▲	3
Domestic and Family - Level 2	2023	-	1	-	-	-	-	-	-	-	-	1	-	2	-71%	2
	2022	-	2	-	-	-	-	1	-	1	1	1	1	7	▼	7
Felonies and Related Matters	2023	7	3	2	3	-	4	-	-	13	2	-	-	34	-58%	34
	2022	1	34	1	2	-	13	3	2	12	1	7	4	80	▼	80
General Civil - Level 1	2023	-	-	-	1	-	1	-	-	-	-	-	-	2	2	2
	2022	-	-	-	-	-	-	-	-	-	-	-	-	0	↔	0
General Civil - Level 2	2023	-	-	1	-	-	-	-	1	-	1	-	-	3	-50%	3
	2022	-	-	-	1	-	1	1	1	-	-	1	1	6	▼	6
General Civil - Level 3	2023	2	-	1	-	-	4	1	-	-	-	-	1	9	50%	9
	2022	-	1	-	-	-	-	-	1	1	-	2	1	6	▲	6
Miscellaneous Civil	2023	23	35	31	16	15	32	21	18	22	30	20	12	275	26%	275
	2022	20	12	19	9	13	20	26	22	16	16	22	24	219	▲	219
Misdemeanor	2023	-	2	8	1	-	1	-	-	5	2	-	-	19	0%	19
	2022	-	6	-	3	-	2	1	-	4	2	-	1	19	↔	19
Other	2023	-	-	-	-	-	-	-	-	-	-	-	-	0	-100%	0
	2022	-	-	-	-	-	-	-	-	-	-	-	1	1	▼	1
Other Criminally Related Matters	2023	-	-	1	-	-	-	-	-	-	-	-	-	1	-67%	1
	2022	-	-	-	-	-	-	1	-	1	-	1	-	3	▼	3
Probates/Wills & Trusts - Level 1	2023	-	-	-	-	-	-	-	-	-	-	-	1	1	0%	1
	2022	-	-	-	-	-	-	-	-	-	-	1	-	1	↔	1
Probates/Wills & Trusts - Level 2	2023	-	-	-	-	-	-	-	-	-	-	-	-	0	-100%	0
	2022	-	2	-	-	-	-	-	-	1	-	-	-	3	▼	3
Protective Orders	2023	-	-	-	-	-	-	-	-	-	-	-	-	0	-100%	0
	2022	-	-	1	-	-	-	-	-	-	-	-	-	1	▼	1
Uncontested Divorce	2023	2	-	-	1	-	-	-	1	-	-	-	1	5	-29%	5
	2022	1	-	1	1	-	1	3	-	-	-	-	-	7	▼	7

This report reflects data in the case management system. Numbers will update accordingly as reports are refreshed and posted.

PLN-CCMS-10.11 CASELOAD STATISTICS OF THE CIRCUIT COURTS

Highland

January 2022 -- December 2023 Dispositions

Alexandria and Fairfax Circuit are not Included in State Totals

Dashboard

Court: Highland Circuit
Start/End Date: Jan-22 / Dec-23
2022 Average Month: 12
Jan-Dec 2022: 140
Dispositions Trending: ▲

Circuit/Court ID: 25 225091
Type of Case: Dispositions
2023 Average Month:15
Jan-Dec 2023 : 184
Overall AVG. Month: 14

Monthly Dispositions Summary

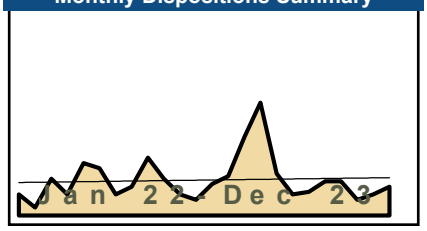

Jan --- Dec Dispositions

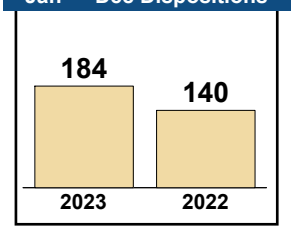

Dispositions by Division

Divisions		Jan	Feb	Mar	Apr	May	Jun	Jul	Aug	Sep	Oct	Nov	Dec	Thru Dec	% Change	Total
Total	2023	12	15	30	43	16	8	9	13	13	6	8	11	184	31%	184
	2022	8	3	14	8	20	18	8	11	22	14	8	6	140	▲	140
Civil	2023	2	1	8	1	1	1	-	-	1	-	-	-	15	7%	15
	2022	-	2	2	4	-	1	-	-	1	3	1	-	14	▲	14
Criminal	2023	-	-	1	35	2	4	5	7	5	1	7	1	68	42%	68
	2022	1	-	10	-	15	3	3	-	6	4	2	4	48	▲	48
Concealed Handgun Permits	2023	10	13	21	4	13	3	4	5	6	4	-	9	92	44%	92
	2022	4	1	1	3	5	14	4	8	13	6	4	1	64	▲	64
Miscellaneous/ Other	2023	-	1	-	3	-	-	-	1	1	1	1	1	9	-36%	9
	2022	3	-	1	1	-	-	1	3	2	1	1	1	14	▼	14

Dispositions by Case Category

Case Categories		Jan	Feb	Mar	Apr	May	Jun	Jul	Aug	Sep	Oct	Nov	Dec	Thru Dec	% Change	Total
Contested Divorce	2023	-	-	1	-	-	1	-	-	-	-	-	-	2	-33%	2
	2022	-	2	-	-	-	-	-	-	-	1	-	-	3	▼	3
Domestic and Family - Level 1	2023	-	-	3	1	-	-	-	-	-	-	-	-	4	-20%	4
	2022	-	-	-	4	-	-	-	-	1	-	-	-	5	▼	5
Domestic and Family - Level 2	2023	-	-	1	-	-	-	-	-	-	-	-	-	1	1	1
	2022	-	-	-	-	-	-	-	-	-	-	-	-	0	↔	0
Felonies and Related Matters	2023	-	-	1	17	2	3	4	3	4	-	5	-	39	15%	39
	2022	1	-	4	-	11	3	2	-	5	4	2	2	34	▲	34
General Civil - Level 2	2023	2	-	-	-	-	-	-	-	-	-	-	-	2	100%	2
	2022	-	-	1	-	-	-	-	-	-	-	-	-	1	▲	1
General Civil - Level 3	2023	-	1	-	-	-	-	-	-	-	-	-	-	1	-67%	1
	2022	1	-	-	-	-	-	-	1	-	-	-	1	3	▼	3
Miscellaneous Civil	2023	10	14	21	7	13	3	4	6	7	5	1	10	101	35%	101
	2022	6	1	2	4	5	14	5	10	15	7	5	1	75	▲	75
Misdemeanor	2023	-	-	-	17	-	1	1	4	1	-	1	1	26	136%	26
	2022	-	-	6	-	3	-	-	-	-	-	-	2	11	▲	11
Other	2023	-	-	-	-	-	-	-	-	-	-	-	-	0	-100%	0
	2022	-	-	-	-	-	-	-	-	-	1	-	-	1	▼	1
Other Criminally Related Matters	2023	-	-	-	1	-	-	-	-	-	1	1	-	3	0%	3
	2022	-	-	-	-	1	-	1	-	1	-	-	-	3	↔	3
Probates/Wills & Trusts - Level 2	2023	-	-	1	-	-	-	-	-	1	-	-	-	2	100%	2
	2022	-	-	-	-	-	-	-	-	-	-	1	-	1	▲	1
Uncontested Divorce	2023	-	-	2	-	1	-	-	-	-	-	-	-	3	0%	3
	2022	-	-	1	-	-	1	-	-	-	1	-	-	3	↔	3

This report reflects data in the case management system. Numbers will update accordingly as reports are refreshed and posted.

PLN-CCMS-10.11 CASELOAD STATISTICS OF THE CIRCUIT COURTS

Rockbridge

January 2022 -- December 2023 Dispositions

Alexandria and Fairfax Circuit are not Included in State Totals

Dashboard

Court: Rockbridge Circuit
Start/End Date: Jan-22 / Dec-23
2022 Average Month: 185
Jan-Dec 2022: 2,214
Dispositions Trending: ▲

Circuit/Court ID: 25 225163
Type of Case: Dispositions
2023 Average Month:210
Jan-Dec 2023 : 2,516
Overall AVG. Month: 197

Monthly Dispositions Summary

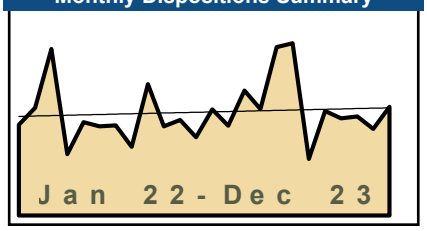

Jan --- Dec Dispositions

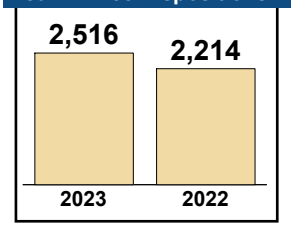

Dispositions by Division

Divisions		Jan	Feb	Mar	Apr	May	Jun	Jul	Aug	Sep	Oct	Nov	Dec	Thru Dec	% Change	Total
Total	2023	202	171	238	203	321	328	108	199	185	189	165	207	2,516	14%	2,516
	2022	173	205	317	117	178	170	172	131	250	170	182	149	2,214	▲	2,214
Civil	2023	17	20	20	27	40	22	21	20	21	51	25	13	297	52%	297
	2022	25	13	29	20	16	15	6	14	13	17	15	13	196	▲	196
Criminal	2023	130	71	135	100	220	251	42	127	120	80	103	132	1,511	7%	1,511
	2022	103	154	194	69	108	112	111	65	181	106	116	94	1,413	▲	1,413
Concealed Handgun Permits	2023	47	69	69	63	45	40	38	48	34	40	31	53	577	21%	577
	2022	39	31	77	23	37	33	45	36	49	37	39	30	476	▲	476
Miscellaneous/ Other	2023	8	11	14	13	16	15	7	4	10	18	6	9	131	2%	131
	2022	6	7	17	5	17	10	10	16	7	10	12	12	129	▲	129

Dispositions by Case Category

Case Categories		Jan	Feb	Mar	Apr	May	Jun	Jul	Aug	Sep	Oct	Nov	Dec	Thru Dec	% Change	Total
Administrative Law	2023	-	-	-	-	1	1	-	-	1	-	1	-	4	300%	4
	2022	-	1	-	-	-	-	-	-	-	-	-	-	1	▲	1
Aggravated Murder	2023	-	-	-	-	-	-	-	-	-	-	-	-	0	-100%	0
	2022	-	1	-	-	-	-	-	-	-	-	-	-	1	▼	1
Contested Divorce	2023	3	3	1	2	6	2	1	1	-	3	2	2	26	-13%	26
	2022	4	3	5	4	3	2	1	2	-	3	3	-	30	▼	30
Domestic and Family - Level 1	2023	-	-	2	12	8	1	-	5	2	25	9	-	64	540%	64
	2022	2	-	1	-	2	1	-	1	-	2	-	1	10	▲	10
Domestic and Family - Level 2	2023	3	-	5	-	2	3	3	7	2	5	3	3	36	38%	36
	2022	1	2	3	1	-	1	-	3	5	3	3	4	26	▲	26
Felonies and Related Matters	2023	59	49	75	64	131	188	31	83	83	49	72	83	967	10%	967
	2022	64	80	125	44	72	61	52	34	144	72	79	51	878	▲	878
General Civil - Level 1	2023	-	-	-	-	-	-	-	-	-	-	-	-	0	-100%	0
	2022	1	-	-	-	-	-	-	-	-	-	-	1	2	▼	2
General Civil - Level 2	2023	4	7	1	5	7	6	3	-	3	3	5	1	45	25%	45
	2022	4	1	3	5	7	3	1	5	2	-	1	4	36	▲	36
General Civil - Level 3	2023	-	8	3	-	8	1	3	-	6	5	1	1	36	33%	36
	2022	5	-	4	3	-	1	2	4	-	4	3	1	27	▲	27
Miscellaneous Civil	2023	53	76	83	76	59	51	45	51	45	56	37	61	693	18%	693
	2022	45	37	94	28	51	43	55	46	56	46	50	38	589	▲	589
Misdemeanor	2023	60	21	60	28	87	57	11	41	32	18	24	40	479	4%	479
	2022	28	65	64	21	29	45	50	27	31	29	33	38	460	▲	460
Other	2023	-	1	1	-	-	-	1	-	-	1	-	1	5	-50%	5
	2022	2	1	2	-	-	2	-	1	-	2	-	-	10	▼	10
Other Criminally Related Matters	2023	11	1	-	8	2	6	1	3	5	13	7	9	66	-11%	66
	2022	11	8	5	4	7	6	9	4	6	5	4	5	74	▼	74
Probates/Wills & Trusts - Level 1	2023	-	1	-	-	-	-	-	-	-	-	-	-	1	1	1
	2022	-	-	-	-	-	-	-	-	-	-	-	-	0	↔	0
Probates/Wills & Trusts - Level 2	2023	1	1	2	-	1	3	3	2	-	-	-	-	13	-7%	13
	2022	1	3	1	-	1	3	-	1	-	1	1	2	14	▼	14
Uncontested Divorce	2023	8	3	5	8	9	9	6	6	6	11	4	6	81	45%	81
	2022	5	3	10	7	6	2	2	3	6	3	5	4	56	▲	56

This report reflects data in the case management system. Numbers will update accordingly as reports are refreshed and posted.

PLN-CCMS-10.11 CASELOAD STATISTICS OF THE CIRCUIT COURTS

Buena Vista

January 2022 -- December 2023 Dispositions

Alexandria and Fairfax Circuit are not included in State Totals

Dashboard

Court: Buena Vista Circuit
Start/End Date: Jan-22 / Dec-23
2022 Average Month: 44
Jan-Dec 2022: 532
Dispositions Trending: ▲

Circuit/Court ID: 25 225530
Type of Case: Dispositions
2023 Average Month:50
Jan-Dec 2023 : 594
Overall AVG. Month: 47

Monthly Dispositions Summary

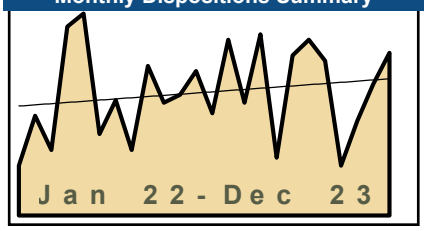

Jan --- Dec Dispositions

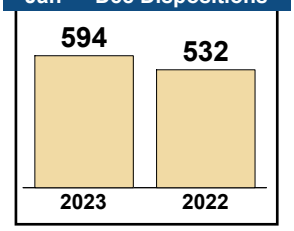

Dispositions by Division

Divisions		Jan	Feb	Mar	Apr	May	Jun	Jul	Aug	Sep	Oct	Nov	Dec	Thru Dec	% Change	Total
Total	2023	39	67	43	69	22	61	67	59	19	36	50	62	594	12%	594
	2022	19	38	25	72	77	31	44	25	57	43	46	55	532	▲	532
Civil	2023	1	-	2	9	1	11	3	6	4	3	4	6	50	28%	50
	2022	3	1	2	2	6	3	1	1	4	5	1	10	39	▲	39
Criminal	2023	26	44	30	45	21	42	54	39	10	19	33	44	407	8%	407
	2022	10	32	14	65	51	24	27	15	38	29	38	35	378	▲	378
Concealed Handgun Permits	2023	9	21	6	7	-	6	6	11	1	11	9	10	97	17%	97
	2022	4	2	7	5	18	3	13	5	11	5	-	10	83	▲	83
Miscellaneous/ Other	2023	3	2	5	8	-	2	4	3	4	3	4	2	40	25%	40
	2022	2	3	2	-	2	1	3	4	4	4	7	-	32	▲	32

Dispositions by Case Category

Case Categories		Jan	Feb	Mar	Apr	May	Jun	Jul	Aug	Sep	Oct	Nov	Dec	Thru Dec	% Change	Total
Contested Divorce	2023	-	-	1	1	-	-	-	-	1	-	1	5	9	50%	9
	2022	-	-	-	-	1	-	1	-	2	1	-	1	6	▲	6
Domestic and Family - Level 1	2023	-	-	-	1	-	6	-	2	2	1	-	-	12	20%	12
	2022	-	-	1	-	4	1	-	-	1	-	-	3	10	▲	10
Domestic and Family - Level 2	2023	-	-	-	2	-	2	-	-	-	1	-	-	5	-38%	5
	2022	-	-	-	1	-	-	-	-	-	1	-	6	8	▼	8
Felonies and Related Matters	2023	18	23	25	34	18	25	50	26	5	13	24	28	289	4%	289
	2022	5	24	8	53	47	13	16	11	25	16	31	28	277	▲	277
General Civil - Level 1	2023	-	-	-	1	-	-	-	-	-	-	-	-	1	1	1
	2022	-	-	-	-	-	-	-	-	-	-	-	-	0	↔	0
General Civil - Level 2	2023	-	-	1	2	-	-	-	-	-	1	1	-	5	25%	5
	2022	1	-	-	-	-	-	-	1	1	1	-	-	4	▲	4
General Civil - Level 3	2023	-	-	1	-	-	1	-	1	-	-	-	-	3	-40%	3
	2022	-	2	1	1	-	-	-	-	-	-	1	-	5	▼	5
Miscellaneous Civil	2023	12	23	9	13	-	8	10	14	5	13	12	12	131	15%	131
	2022	6	4	9	5	20	4	16	9	15	9	7	10	114	▲	114
Misdemeanor	2023	5	17	4	11	2	13	4	12	5	6	7	14	100	8%	100
	2022	4	7	5	12	4	11	10	4	10	13	6	7	93	▲	93
Other	2023	-	-	-	1	-	-	-	-	-	-	-	-	1	1	1
	2022	-	-	-	-	-	-	-	-	-	-	-	-	0	↔	0
Other Criminally Related Matters	2023	3	4	1	-	1	4	-	1	-	-	2	2	18	125%	18
	2022	1	1	1	-	-	-	1	-	3	-	1	-	8	▲	8
Probates/Wills & Trusts - Level 2	2023	-	-	-	1	-	-	1	1	-	-	-	-	3	3	3
	2022	-	-	-	-	-	-	-	-	-	-	-	-	0	↔	0
Protective Orders	2023	-	-	-	-	-	1	-	-	-	-	-	-	1	-67%	1
	2022	1	-	-	-	-	1	-	-	-	1	-	-	3	▼	3
Uncontested Divorce	2023	1	-	1	2	1	1	2	2	1	1	3	1	16	300%	16
	2022	1	-	-	-	1	1	-	-	-	1	-	-	4	▲	4

This report reflects data in the case management system. Numbers will update accordingly as reports are refreshed and posted.

PLN-CCMS-10.11 CASELOAD STATISTICS OF THE CIRCUIT COURTS

Staunton

January 2022 -- December 2023 Dispositions

Alexandria and Fairfax Circuit are not Included in State Totals

Dashboard

Court: Staunton Circuit
Start/End Date: Jan-22 / Dec-23
2022 Average Month: 226
Jan-Dec 2022: 2,715
Dispositions Trending: ↔

Circuit/Court ID: 25 225790
Type of Case: Dispositions
2023 Average Month:227
Jan-Dec 2023 : 2,728
Overall AVG. Month: 227

Monthly Dispositions Summary

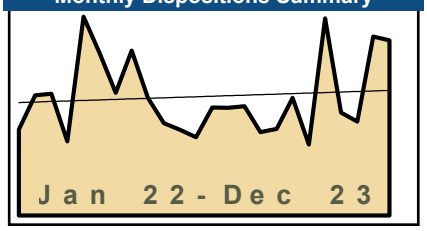

Jan --- Dec Dispositions

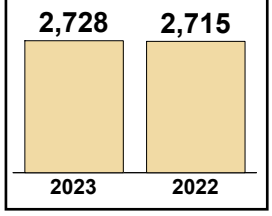

Dispositions by Division

Divisions		Jan	Feb	Mar	Apr	May	Jun	Jul	Aug	Sep	Oct	Nov	Dec	Thru Dec	% Change	Total
Total	2023	206	205	208	159	165	224	135	376	196	179	341	334	2,728	0%	2,728
	2022	164	229	232	141	379	310	234	314	224	176	163	149	2,715	▲	2,715
Civil	2023	12	11	9	19	18	6	7	41	39	15	143	56	376	-28%	376
	2022	13	12	33	23	130	63	127	47	25	25	8	15	521	▼	521
Criminal	2023	114	146	119	68	93	157	77	251	108	113	134	205	1,585	-2%	1,585
	2022	95	168	123	89	212	211	51	210	147	112	102	93	1,613	▼	1,613
Concealed Handgun Permits	2023	43	31	30	27	26	25	13	44	22	27	21	21	330	25%	330
	2022	27	22	37	11	20	15	28	28	26	12	24	15	265	▲	265
Miscellaneous/ Other	2023	37	17	50	45	28	36	38	40	27	24	43	52	437	38%	437
	2022	29	27	39	18	17	21	28	29	26	27	29	26	316	▲	316

Dispositions by Case Category

Case Categories		Jan	Feb	Mar	Apr	May	Jun	Jul	Aug	Sep	Oct	Nov	Dec	Thru Dec	% Change	Total
Aggravated Murder	2023	-	-	-	-	-	-	-	-	-	-	-	-	0	-100%	0
	2022	-	-	-	-	-	-	-	-	-	-	-	1	1	▼	1
Contested Divorce	2023	2	1	1	2	2	-	1	2	3	1	4	6	25	-14%	25
	2022	6	3	4	2	6	3	-	1	-	2	1	1	29	▼	29
Domestic and Family - Level 1	2023	3	-	2	5	7	4	-	17	27	3	12	21	101	-28%	101
	2022	-	2	9	7	104	2	1	2	7	1	1	5	141	▼	141
Domestic and Family - Level 2	2023	1	5	-	-	2	1	2	8	6	3	114	6	148	-35%	148
	2022	-	1	2	3	4	49	114	36	7	8	1	3	228	▼	228
Felonies and Related Matters	2023	81	115	94	36	61	123	39	167	85	76	98	164	1,139	-5%	1,139
	2022	70	126	93	66	161	159	29	155	104	80	85	65	1,193	▼	1,193
General Civil - Level 1	2023	-	-	-	1	-	-	-	-	-	-	-	1	2	0%	2
	2022	-	-	-	-	-	-	-	-	-	-	1	1	2	↔	2
General Civil - Level 2	2023	4	3	4	2	2	3	2	3	2	1	2	10	38	100%	38
	2022	3	-	1	-	2	1	1	2	1	2	1	5	19	▲	19
General Civil - Level 3	2023	3	1	2	3	3	1	-	5	1	1	8	13	41	46%	41
	2022	2	2	-	2	-	2	7	3	4	3	2	1	28	▲	28
Miscellaneous Civil	2023	52	38	48	44	40	36	25	60	32	38	34	37	484	40%	484
	2022	34	32	45	17	30	20	35	35	30	16	31	21	346	▲	346
Misdemeanor	2023	22	19	20	31	26	31	19	46	17	23	34	29	317	-7%	317
	2022	24	36	25	19	41	52	10	50	26	24	13	21	341	▼	341
Other	2023	23	8	27	23	9	21	24	20	14	12	22	18	221	5%	221
	2022	19	17	30	12	5	13	19	20	21	20	20	15	211	▲	211
Other Criminally Related Matters	2023	11	12	6	7	6	3	19	38	6	15	2	12	137	63%	137
	2022	1	6	6	4	11	-	12	5	17	12	4	6	84	▲	84
Probates/Wills & Trusts - Level 2	2023	1	-	1	1	-	1	1	1	-	1	1	6	14	40%	14
	2022	2	-	-	3	-	2	1	-	-	2	-	-	10	▲	10
Protective Orders	2023	-	-	-	-	-	-	-	-	-	1	-	-	1	-86%	1
	2022	-	-	-	-	6	1	-	-	-	-	-	-	7	▼	7
Uncontested Divorce	2023	3	3	3	4	7	-	3	9	3	4	10	11	60	-20%	60
	2022	3	4	17	6	9	6	5	5	7	6	3	4	75	▼	75

This report reflects data in the case management system. Numbers will update accordingly as reports are refreshed and posted.

PLN-CCMS-10.11 CASELOAD STATISTICS OF THE CIRCUIT COURTS

Waynesboro

January 2022 -- December 2023 Dispositions

Alexandria and Fairfax Circuit are not Included in State Totals

Dashboard

Court: Waynesboro Circuit
Start/End Date: Jan-22 / Dec-23
2022 Average Month: 151
Jan-Dec 2022: 1,812
Dispositions Trending: ▼

Circuit/Court ID: 25 225820
Type of Case: Dispositions
2023 Average Month:137
Jan-Dec 2023 : 1,646
Overall AVG. Month: 144

Monthly Dispositions Summary

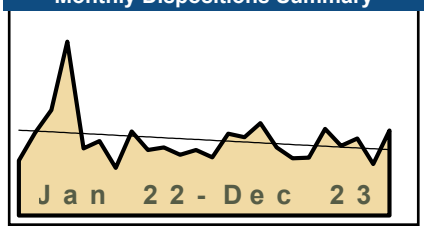

Jan --- Dec Dispositions

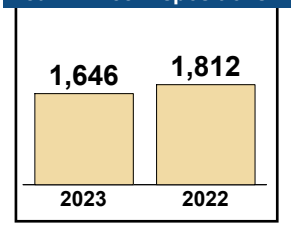

Dispositions by Division

Divisions		Jan	Feb	Mar	Apr	May	Jun	Jul	Aug	Sep	Oct	Nov	Dec	Thru Dec	% Change	Total
Total	2023	111	156	149	176	130	109	110	165	133	147	98	162	1,646	-9%	1,646
	2022	105	158	201	331	128	142	91	160	125	130	116	125	1,812	▼	1,812
Civil	2023	12	16	19	19	10	9	26	12	10	21	14	8	176	-39%	176
	2022	11	9	23	149	18	12	7	16	10	15	6	13	289	▼	289
Criminal	2023	37	57	57	100	74	69	34	103	66	72	36	100	805	-1%	805
	2022	38	95	89	77	72	60	33	81	71	66	50	83	815	▼	815
Concealed Handgun Permits	2023	24	34	30	33	30	19	24	16	25	27	25	22	309	22%	309
	2022	19	29	12	25	9	28	29	22	17	29	27	8	254	▲	254
Miscellaneous/ Other	2023	38	49	43	24	16	12	26	34	32	27	23	32	356	-22%	356
	2022	37	25	77	80	29	42	22	41	27	20	33	21	454	▼	454

Dispositions by Case Category

Case Categories		Jan	Feb	Mar	Apr	May	Jun	Jul	Aug	Sep	Oct	Nov	Dec	Thru Dec	% Change	Total
Administrative Law	2023	-	-	1	-	-	-	-	-	-	-	-	-	1	-50%	1
	2022	-	-	-	2	-	-	-	-	-	-	-	-	2	▼	2
Aggravated Murder	2023	-	-	-	-	-	-	1	-	-	-	-	-	1	1	1
	2022	-	-	-	-	-	-	-	-	-	-	-	-	0	↔	0
Contested Divorce	2023	4	3	4	2	2	-	5	1	1	3	2	1	28	-36%	28
	2022	4	1	3	18	2	1	2	4	1	5	2	1	44	▼	44
Domestic and Family - Level 1	2023	4	-	5	6	-	-	5	4	2	2	1	1	30	-69%	30
	2022	1	-	18	61	6	1	-	-	1	2	1	5	96	▼	96
Domestic and Family - Level 2	2023	1	-	2	-	-	2	3	1	-	1	-	-	10	-29%	10
	2022	-	-	-	11	-	-	-	3	-	-	-	-	14	▼	14
Felonies and Related Matters	2023	24	44	39	83	55	54	24	82	48	48	26	72	599	-1%	599
	2022	27	79	67	56	58	37	21	61	54	45	39	59	603	▼	603
General Civil - Level 1	2023	-	-	-	-	-	-	1	-	-	-	-	-	1	-75%	1
	2022	-	2	-	1	-	-	1	-	-	-	-	-	4	▼	4
General Civil - Level 2	2023	1	6	3	5	-	2	3	-	1	-	1	-	22	-15%	22
	2022	2	-	-	12	3	1	-	4	1	-	-	3	26	▼	26
General Civil - Level 3	2023	2	1	1	4	2	5	5	6	3	11	7	3	50	150%	50
	2022	1	3	-	6	-	2	-	1	3	2	1	1	20	▲	20
Miscellaneous Civil	2023	32	43	36	40	45	29	40	30	35	35	34	36	435	11%	435
	2022	28	35	15	60	17	46	37	39	30	36	36	14	393	▲	393
Misdemeanor	2023	12	12	17	16	19	11	9	21	18	22	8	24	189	-4%	189
	2022	10	14	20	21	14	21	11	18	17	19	11	21	197	▼	197
Other	2023	30	41	36	17	1	1	10	19	20	19	14	18	226	-26%	226
	2022	29	18	74	37	21	23	14	24	15	13	24	15	307	▼	307
Other Criminally Related Matters	2023	1	1	1	1	-	4	-	-	-	2	2	4	16	7%	16
	2022	1	2	2	-	-	2	1	2	-	2	-	3	15	▲	15
Probates/Wills & Trusts - Level 2	2023	-	-	-	-	3	1	1	-	-	-	-	-	5	-17%	5
	2022	-	1	-	2	-	-	-	1	1	1	-	-	6	▼	6
Uncontested Divorce	2023	-	5	4	2	3	-	3	1	5	4	3	3	33	-61%	33
	2022	2	3	2	44	7	8	4	3	2	5	2	3	85	▼	85

This report reflects data in the case management system. Numbers will update accordingly as reports are refreshed and posted.

PLN-CCMS-10.11 CASELOAD STATISTICS OF THE CIRCUIT COURTS

Clarke

January 2022 -- December 2023 Dispositions

Alexandria and Fairfax Circuit are not Included in State Totals

Dashboard

Court: Clarke Circuit
Start/End Date: Jan-22 / Dec-23
2022 Average Month: 59
Jan-Dec 2022: 710
Dispositions Trending: ↔

Circuit/Court ID: 26 226043
Type of Case: Dispositions
2023 Average Month:60
Jan-Dec 2023 : 722
Overall AVG. Month: 60

Monthly Dispositions Summary

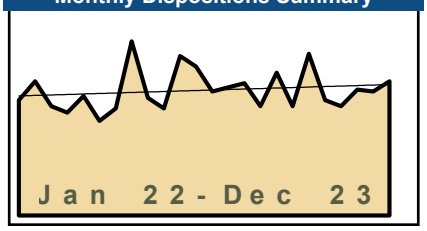

Jan --- Dec Dispositions

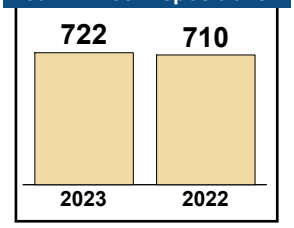

Dispositions by Division

Divisions		Jan	Feb	Mar	Apr	May	Jun	Jul	Aug	Sep	Oct	Nov	Dec	Thru Dec	% Change	Total
Total	2023	59	61	63	52	68	52	77	55	52	60	59	64	722	2%	722
	2022	55	64	52	49	57	45	51	83	56	51	76	71	710	▲	710
Civil	2023	9	18	7	6	12	2	9	9	5	6	7	6	96	68%	96
	2022	5	4	5	7	4	4	3	4	5	3	6	7	57	▲	57
Criminal	2023	4	8	9	4	16	21	22	9	8	23	21	22	167	-20%	167
	2022	11	35	15	13	19	4	10	35	5	24	18	19	208	▼	208
Concealed Handgun Permits	2023	37	30	40	27	35	25	36	31	30	21	26	31	369	8%	369
	2022	32	20	17	17	26	30	25	37	38	15	48	36	341	▲	341
Miscellaneous/ Other	2023	9	5	7	15	5	4	10	6	9	10	5	5	90	-13%	90
	2022	7	5	15	12	8	7	13	7	8	9	4	9	104	▼	104

Dispositions by Case Category

Case Categories		Jan	Feb	Mar	Apr	May	Jun	Jul	Aug	Sep	Oct	Nov	Dec	Thru Dec	% Change	Total
Administrative Law	2023	1	-	-	-	-	-	-	-	-	-	-	-	1	1	1
	2022	-	-	-	-	-	-	-	-	-	-	-	-	0	↔	0
Aggravated Murder	2023	-	-	-	-	-	-	-	-	-	-	-	-	0	-100%	0
	2022	-	-	-	-	-	-	-	1	-	-	-	-	1	▼	1
Contested Divorce	2023	1	-	1	-	2	-	1	1	-	-	1	2	9	50%	9
	2022	-	-	1	1	-	-	-	1	1	-	1	1	6	▲	6
Domestic and Family - Level 1	2023	-	-	3	-	-	-	-	-	1	3	1	-	8	60%	8
	2022	2	-	-	-	1	1	-	-	-	-	-	1	5	▲	5
Domestic and Family - Level 2	2023	1	-	-	-	-	-	-	1	-	-	2	-	4	0%	4
	2022	-	-	-	2	-	-	1	1	-	-	-	-	4	↔	4
Felonies and Related Matters	2023	1	5	9	4	13	13	16	8	5	22	10	17	123	-23%	123
	2022	10	30	11	12	17	2	9	23	4	15	13	14	160	▼	160
General Civil - Level 1	2023	-	-	-	-	-	-	-	1	-	-	-	-	1	0%	1
	2022	-	-	-	-	-	-	-	-	-	1	-	-	1	↔	1
General Civil - Level 2	2023	3	2	2	5	-	-	2	3	-	2	1	-	20	0%	20
	2022	2	-	3	4	3	-	-	1	2	-	2	3	20	↔	20
General Civil - Level 3	2023	-	14	2	3	4	-	4	-	2	1	-	1	31	121%	31
	2022	2	1	-	3	-	1	1	-	2	-	1	3	14	▲	14
Miscellaneous Civil	2023	43	31	44	35	39	29	43	35	38	29	31	36	433	5%	433
	2022	34	25	27	24	32	36	36	43	43	23	49	41	413	▲	413
Misdemeanor	2023	2	3	-	-	2	5	6	-	2	1	3	4	28	-24%	28
	2022	1	5	4	-	2	2	-	5	1	8	5	4	37	▼	37
Other	2023	1	2	-	1	-	-	-	-	1	-	-	-	5	-44%	5
	2022	2	-	-	2	-	-	1	-	-	1	3	-	9	▼	9
Other Criminally Related Matters	2023	1	1	-	-	1	3	1	1	1	1	9	1	20	100%	20
	2022	-	-	-	1	-	-	1	6	-	1	-	1	10	▲	10
Probates/Wills & Trusts - Level 2	2023	1	1	2	1	1	-	-	-	-	-	-	-	6	20%	6
	2022	1	-	-	-	-	-	1	-	2	-	1	-	5	▲	5
Protective Orders	2023	-	-	-	-	-	-	-	-	-	-	-	1	1	1	1
	2022	-	-	-	-	-	-	-	-	-	-	-	-	0	↔	0
Uncontested Divorce	2023	4	2	-	3	6	2	4	5	2	1	1	2	32	28%	32
	2022	1	3	6	-	2	3	1	2	1	2	1	3	25	▲	25

This report reflects data in the case management system. Numbers will update accordingly as reports are refreshed and posted.

PLN-CCMS-10.11 CASELOAD STATISTICS OF THE CIRCUIT COURTS

Frederick

January 2022 -- December 2023 Dispositions

Alexandria and Fairfax Circuit are not Included in State Totals

Dashboard

Court: Frederick Circuit
Start/End Date: Jan-22 / Dec-23
2022 Average Month: 441
Jan-Dec 2022: 5,288
Dispositions Trending: ↔

Circuit/Court ID: 26 226069
Type of Case: Dispositions
2023 Average Month:446
Jan-Dec 2023 : 5,351
Overall AVG. Month: 443

Monthly Dispositions Summary

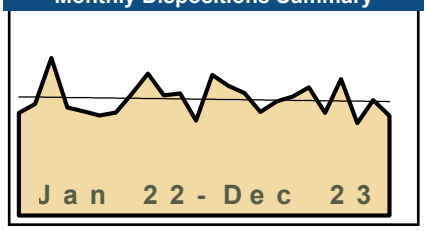

Jan --- Dec Dispositions

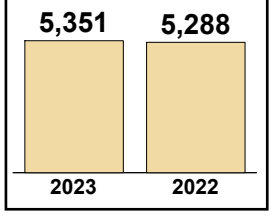

Dispositions by Division

Divisions		Jan	Feb	Mar	Apr	May	Jun	Jul	Aug	Sep	Oct	Nov	Dec	Thru Dec	% Change	Total
Total	2023	536	494	466	395	435	453	489	391	520	352	440	380	5,351	1%	5,351
	2022	391	425	601	412	397	381	392	463	541	458	465	362	5,288	▲	5,288
Civil	2023	38	47	54	49	40	54	118	55	38	22	69	50	634	46%	634
	2022	29	37	36	32	36	47	29	36	46	46	21	40	435	▲	435
Criminal	2023	223	175	126	148	182	196	162	144	248	147	157	138	2,046	-18%	2,046
	2022	190	207	348	188	188	128	167	191	290	213	261	136	2,507	▼	2,507
Concealed Handgun Permits	2023	227	214	217	140	156	149	136	114	187	150	171	157	2,018	13%	2,018
	2022	113	137	158	137	124	164	156	185	172	154	134	145	1,779	▲	1,779
Miscellaneous/ Other	2023	48	58	69	58	57	54	73	78	47	33	43	35	653	15%	653
	2022	59	44	59	55	49	42	40	51	33	45	49	41	567	▲	567

Dispositions by Case Category

Case Categories		Jan	Feb	Mar	Apr	May	Jun	Jul	Aug	Sep	Oct	Nov	Dec	Thru Dec	% Change	Total
Administrative Law	2023	-	1	-	-	-	-	-	-	-	-	-	-	1	0%	1
	2022	-	1	-	-	-	-	-	-	-	-	-	-	1	↔	1
Aggravated Murder	2023	-	-	-	-	-	-	-	-	-	-	-	-	0	-100%	0
	2022	-	-	-	-	-	-	-	-	1	-	-	-	1	▼	1
Contested Divorce	2023	9	7	9	5	8	9	12	7	7	-	8	7	88	10%	88
	2022	5	8	8	3	7	10	6	8	7	2	4	12	80	▲	80
Domestic and Family - Level 1	2023	5	4	8	6	1	7	4	5	2	2	21	2	67	76%	67
	2022	3	5	2	2	5	4	4	5	2	5	1	-	38	▲	38
Domestic and Family - Level 2	2023	4	2	1	4	2	3	2	10	2	1	9	5	45	36%	45
	2022	-	6	4	6	5	4	1	1	2	2	1	1	33	▲	33
Felonies and Related Matters	2023	151	137	90	114	129	135	121	107	178	114	134	97	1,507	-14%	1,507
	2022	117	149	202	119	135	96	122	129	218	145	229	94	1,755	▼	1,755
General Civil - Level 1	2023	-	-	-	-	-	1	2	-	-	-	-	-	3	-40%	3
	2022	-	-	-	1	-	1	-	1	-	-	1	1	5	▼	5
General Civil - Level 2	2023	7	14	7	10	6	15	32	7	6	3	8	6	121	73%	121
	2022	9	3	4	2	6	7	4	3	9	11	8	4	70	▲	70
General Civil - Level 3	2023	3	3	3	1	5	7	8	9	3	3	2	3	50	39%	50
	2022	2	-	2	2	5	6	5	4	5	3	1	1	36	▲	36
Miscellaneous Civil	2023	256	239	252	167	190	181	184	147	220	172	196	180	2,384	13%	2,384
	2022	149	170	199	163	157	186	175	218	196	181	159	163	2,116	▲	2,116
Misdemeanor	2023	64	35	30	24	47	57	41	30	66	30	19	41	484	-26%	484
	2022	65	52	140	58	44	27	41	48	58	57	30	35	655	▼	655
Other	2023	18	27	27	27	21	15	23	38	9	9	13	12	239	28%	239
	2022	19	11	14	26	10	16	15	14	8	14	20	20	187	▲	187
Other Criminally Related Matters	2023	8	4	6	10	6	5	3	7	7	3	7	-	66	-35%	66
	2022	8	7	6	11	9	5	5	14	13	14	3	7	102	▼	102
Probates/Wills & Trusts - Level 1	2023	-	-	-	-	1	-	2	-	1	-	-	1	5	150%	5
	2022	-	-	-	-	-	1	-	-	-	1	-	-	2	▲	2
Probates/Wills & Trusts - Level 2	2023	1	6	3	8	4	4	7	5	2	1	1	3	45	32%	45
	2022	1	3	2	2	3	2	6	2	8	2	1	2	34	▲	34
Protective Orders	2023	-	-	-	-	-	-	1	1	2	-	1	1	6	500%	6
	2022	-	-	-	-	-	-	-	-	-	1	-	-	1	▲	1
Uncontested Divorce	2023	10	15	30	19	15	14	47	18	15	14	21	22	240	40%	240
	2022	13	10	18	17	11	16	8	16	14	20	7	22	172	▲	172

This report reflects data in the case management system. Numbers will update accordingly as reports are refreshed and posted.

PLN-CCMS-10.11 CASELOAD STATISTICS OF THE CIRCUIT COURTS

January 2022 -- December 2023 Dispositions

Alexandria and Fairfax Circuit are not Included in State Totals

Dashboard

Court: Page Circuit
Start/End Date: Jan-22 / Dec-23
2022 Average Month: 186
Jan-Dec 2022: 2,230
Dispositions Trending: ▲

Circuit/Court ID: 26 226139
Type of Case: Dispositions
2023 Average Month:239
Jan-Dec 2023 : 2,871
Overall AVG. Month: 213

Monthly Dispositions Summary

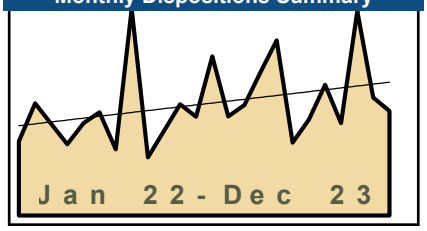

Jan --- Dec Dispositions

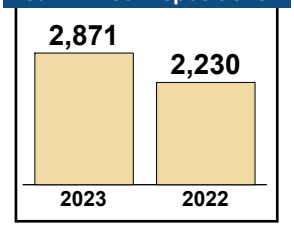

Dispositions by Division

Divisions		Jan	Feb	Mar	Apr	May	Jun	Jul	Aug	Sep	Oct	Nov	Dec	Thru Dec	% Change	Total
Total	2023	303	189	211	273	334	139	183	249	176	390	225	199	2,871	29%	2,871
	2022	141	214	174	136	176	197	126	394	111	161	212	188	2,230	▲	2,230
Civil	2023	16	16	11	5	21	7	16	14	28	17	22	24	197	68%	197
	2022	6	9	12	2	7	1	9	16	7	19	16	13	117	▲	117
Criminal	2023	199	89	128	200	267	89	119	173	109	317	157	148	1,995	29%	1,995
	2022	96	143	113	95	128	157	86	322	69	92	135	108	1,544	▲	1,544
Concealed Handgun Permits	2023	72	77	62	57	33	40	35	45	31	43	38	21	554	18%	554
	2022	23	53	44	33	36	39	29	40	29	40	49	56	471	▲	471
Miscellaneous/ Other	2023	16	7	10	11	13	3	13	17	8	13	8	6	125	28%	125
	2022	16	9	5	6	5	-	2	16	6	10	12	11	98	▲	98

Dispositions by Case Category

Case Categories		Jan	Feb	Mar	Apr	May	Jun	Jul	Aug	Sep	Oct	Nov	Dec	Thru Dec	% Change	Total
Contested Divorce	2023	2	1	1	-	1	1	2	2	4	2	3	3	22	22%	22
	2022	-	1	1	-	2	1	3	1	-	2	4	3	18	▲	18
Domestic and Family - Level 1	2023	-	3	-	2	-	-	2	-	3	1	-	4	15	150%	15
	2022	-	-	1	-	-	-	-	2	-	2	1	-	6	▲	6
Domestic and Family - Level 2	2023	5	-	1	-	-	1	-	-	8	-	6	7	28	133%	28
	2022	-	-	3	-	-	-	1	2	-	4	-	2	12	▲	12
Felonies and Related Matters	2023	143	57	72	112	210	70	81	88	59	268	118	102	1,380	52%	1,380
	2022	71	100	65	54	43	112	46	135	44	66	90	81	907	▲	907
General Civil - Level 1	2023	-	-	-	-	-	-	-	-	-	-	-	-	0	-100%	0
	2022	-	-	-	-	-	-	-	-	-	-	-	1	1	▼	1
General Civil - Level 2	2023	3	3	3	2	5	1	1	5	2	3	1	-	29	32%	29
	2022	2	3	-	1	-	-	3	5	2	2	3	1	22	▲	22
General Civil - Level 3	2023	2	1	1	1	10	1	-	4	7	3	6	4	40	208%	40
	2022	3	1	2	-	-	-	1	-	1	3	-	2	13	▲	13
Miscellaneous Civil	2023	87	84	71	65	45	43	47	59	39	55	46	26	667	19%	667
	2022	37	62	49	39	40	39	31	55	35	49	59	65	560	▲	560
Misdemeanor	2023	56	31	39	66	54	16	33	73	35	45	28	47	523	-14%	523
	2022	24	38	47	37	84	41	34	185	25	22	44	27	608	▼	608
Other	2023	-	-	-	-	-	-	-	-	-	-	-	1	1	-67%	1
	2022	-	-	-	-	1	-	-	-	-	-	2	-	3	▼	3
Other Criminally Related Matters	2023	-	2	17	22	3	3	5	12	15	4	11	1	95	197%	95
	2022	1	6	1	4	1	4	7	3	-	4	1	-	32	▲	32
Probates/Wills & Trusts - Level 1	2023	-	-	-	-	-	-	-	-	-	-	-	-	0	-100%	0
	2022	-	-	-	-	-	-	-	-	-	-	1	-	1	▼	1
Probates/Wills & Trusts - Level 2	2023	-	2	-	-	-	1	1	1	1	-	-	1	7	133%	7
	2022	1	-	-	-	-	-	-	1	1	-	-	-	3	▲	3
Protective Orders	2023	-	-	-	-	-	-	-	-	-	-	-	-	0	-100%	0
	2022	-	-	-	-	1	-	-	1	-	-	-	-	2	▼	2
Uncontested Divorce	2023	5	5	6	3	6	2	11	5	3	9	6	3	64	52%	64
	2022	2	3	5	1	4	-	-	4	3	7	7	6	42	▲	42

This report reflects data in the case management system. Numbers will update accordingly as reports are refreshed and posted.

PLN-CCMS-10.11 CASELOAD STATISTICS OF THE CIRCUIT COURTS

Rockingham

January 2022 -- December 2023 Dispositions

Alexandria and Fairfax Circuit are not included in State Totals

Dashboard

Court: Rockingham Circuit
Start/End Date: Jan-22 / Dec-23
2022 Average Month: 652
Jan-Dec 2022: 7,823
Dispositions Trending: ▲

Circuit/Court ID: 26 226165
Type of Case: Dispositions
2023 Average Month:712
Jan-Dec 2023 : 8,541
Overall AVG. Month: 682

Monthly Dispositions Summary

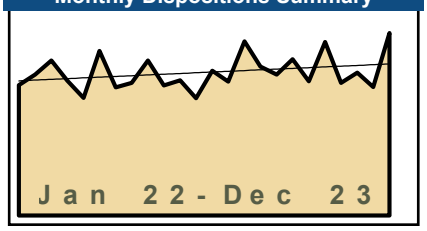

Jan --- Dec Dispositions

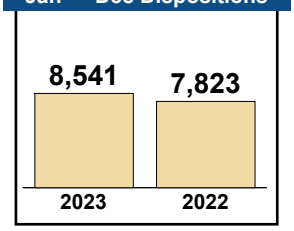

Dispositions by Division

Divisions		Jan	Feb	Mar	Apr	May	Jun	Jul	Aug	Sep	Oct	Nov	Dec	Thru Dec	% Change	Total
Total	2023	689	638	829	710	672	744	639	826	632	681	612	869	8,541	9%	8,541
	2022	621	672	739	643	561	784	611	632	739	619	644	558	7,823	▲	7,823
Civil	2023	58	61	85	66	58	77	86	62	74	63	63	70	823	-10%	823
	2022	68	88	103	46	48	108	52	88	107	69	67	75	919	▼	919
Criminal	2023	278	203	332	262	232	382	268	374	234	307	257	292	3,421	10%	3,421
	2022	292	271	233	255	216	294	266	254	303	249	245	231	3,109	▲	3,109
Concealed Handgun Permits	2023	170	215	232	213	236	156	147	172	173	170	173	153	2,210	18%	2,210
	2022	119	153	208	204	138	167	142	121	139	173	172	141	1,877	▲	1,877
Miscellaneous/ Other	2023	183	159	180	169	146	129	138	218	151	141	119	354	2,087	9%	2,087
	2022	142	160	195	138	159	215	151	169	190	128	160	111	1,918	▲	1,918

Dispositions by Case Category

Case Categories		Jan	Feb	Mar	Apr	May	Jun	Jul	Aug	Sep	Oct	Nov	Dec	Thru Dec	% Change	Total
Administrative Law	2023	-	-	-	2	1	-	2	-	-	-	1	-	6	-14%	6
	2022	-	-	1	-	1	-	1	1	-	1	-	2	7	▼	7
Aggravated Murder	2023	-	1	-	-	-	-	-	-	-	-	-	-	1	0%	1
	2022	-	-	-	-	-	-	-	1	-	-	-	-	1	↔	1
Contested Divorce	2023	9	10	16	9	10	11	9	9	6	8	10	15	122	-4%	122
	2022	14	16	15	9	5	11	7	12	12	9	7	10	127	▼	127
Domestic and Family - Level 1	2023	5	22	12	11	8	5	29	4	10	15	2	9	132	-3%	132
	2022	3	11	9	7	1	41	3	19	18	3	10	11	136	▼	136
Domestic and Family - Level 2	2023	3	3	6	1	4	14	5	2	5	2	1	4	50	-14%	50
	2022	3	6	14	3	1	3	4	8	7	3	2	4	58	▼	58
Felonies and Related Matters	2023	221	144	255	185	177	308	218	302	176	236	183	217	2,622	13%	2,622
	2022	220	217	155	178	157	209	198	204	247	191	178	176	2,330	▲	2,330
General Civil - Level 1	2023	3	-	-	-	-	-	-	3	3	1	-	-	10	-38%	10
	2022	1	-	1	-	2	2	-	2	1	3	2	2	16	▼	16
General Civil - Level 2	2023	9	8	11	13	15	12	10	12	14	7	14	14	139	-24%	139
	2022	13	12	15	7	19	21	15	19	23	14	16	9	183	▼	183
General Civil - Level 3	2023	5	8	7	8	9	4	5	7	8	9	5	8	83	-18%	83
	2022	8	6	8	4	10	8	10	11	13	6	6	11	101	▼	101
Miscellaneous Civil	2023	217	252	281	271	275	191	189	241	229	210	202	189	2,747	10%	2,747
	2022	162	190	265	249	180	231	184	175	211	222	224	193	2,486	▲	2,486
Misdemeanor	2023	47	52	70	72	44	66	44	65	44	64	59	62	689	-2%	689
	2022	68	45	70	67	54	79	61	40	53	50	66	50	703	▼	703
Other	2023	131	113	126	106	99	89	93	142	90	94	86	312	1,481	24%	1,481
	2022	93	118	130	90	108	135	99	98	98	74	95	55	1,193	▲	1,193
Other Criminally Related Matters	2023	11	6	8	5	11	8	6	7	14	7	15	13	111	37%	111
	2022	4	9	8	10	5	6	7	10	6	8	1	7	81	▲	81
Probates/Wills & Trusts - Level 1	2023	-	-	-	-	1	-	-	-	-	-	-	-	1	1	1
	2022	-	-	-	-	-	-	-	-	-	-	-	-	0	↔	0
Probates/Wills & Trusts - Level 2	2023	2	-	6	3	2	2	2	3	3	3	4	1	31	41%	31
	2022	3	-	5	-	1	1	1	3	3	-	3	2	22	▲	22
Protective Orders	2023	-	2	2	-	1	3	7	3	-	3	1	1	23	53%	23
	2022	1	-	-	-	2	1	2	2	1	2	1	3	15	▲	15
Uncontested Divorce	2023	26	17	29	24	15	31	20	26	30	22	29	24	293	-20%	293
	2022	28	42	43	19	15	36	19	27	46	33	33	23	364	▼	364

This report reflects data in the case management system. Numbers will update accordingly as reports are refreshed and posted.

PLN-CCMS-10.11 CASELOAD STATISTICS OF THE CIRCUIT COURTS

Shenandoah

January 2022 -- December 2023 Dispositions

Alexandria and Fairfax Circuit are not Included in State Totals

Dashboard

Court: Shenandoah Circuit
Start/End Date: Jan-22 / Dec-23
2022 Average Month: 249
Jan-Dec 2022: 2,983
Dispositions Trending: ▲

Circuit/Court ID: 26 226171
Type of Case: Dispositions
2023 Average Month:311
Jan-Dec 2023 : 3,735
Overall AVG. Month: 280

Monthly Dispositions Summary

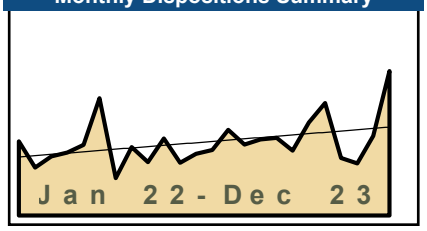

Jan --- Dec Dispositions

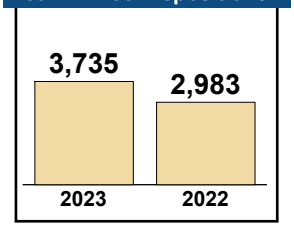

Dispositions by Division

Divisions		Jan	Feb	Mar	Apr	May	Jun	Jul	Aug	Sep	Oct	Nov	Dec	Thru Dec	% Change	Total
Total	2023	250	327	270	290	296	247	355	429	219	199	303	550	3,735	25%	3,735
	2022	283	183	225	240	269	447	142	261	203	294	201	235	2,983	▲	2,983
Civil	2023	18	15	43	18	16	37	17	24	15	34	12	23	272	1%	272
	2022	25	21	23	19	25	31	19	13	18	25	26	25	270	▲	270
Criminal	2023	130	85	99	100	74	77	138	157	87	74	140	273	1,434	19%	1,434
	2022	166	96	65	105	132	138	59	107	78	159	43	60	1,208	▲	1,208
Concealed Handgun Permits	2023	56	196	90	105	171	77	132	76	68	58	121	90	1,240	31%	1,240
	2022	54	34	98	80	77	144	35	116	71	66	92	82	949	▲	949
Miscellaneous/ Other	2023	46	31	38	67	35	56	68	172	49	33	30	164	789	42%	789
	2022	38	32	39	36	35	134	29	25	36	44	40	68	556	▲	556

Dispositions by Case Category

Case Categories		Jan	Feb	Mar	Apr	May	Jun	Jul	Aug	Sep	Oct	Nov	Dec	Thru Dec	% Change	Total
Administrative Law	2023	-	-	-	-	-	1	-	-	-	-	-	-	1	-50%	1
	2022	-	-	-	-	-	1	1	-	-	-	-	-	2	▼	2
Aggravated Murder	2023	8	-	1	-	-	-	-	-	-	-	-	-	9	9	9
	2022	-	-	-	-	-	-	-	-	-	-	-	-	0	↔	0
Contested Divorce	2023	3	-	9	3	2	6	2	1	1	3	3	4	37	-21%	37
	2022	5	3	6	2	6	7	2	2	1	6	4	3	47	▼	47
Domestic and Family - Level 1	2023	11	11	13	-	4	3	3	12	-	10	2	6	75	70%	75
	2022	9	9	2	3	-	2	4	1	2	6	4	2	44	▲	44
Domestic and Family - Level 2	2023	2	-	-	3	2	3	-	1	-	4	1	1	17	55%	17
	2022	-	-	1	-	3	-	-	-	-	2	4	1	11	▲	11
Felonies and Related Matters	2023	113	59	74	54	61	46	66	121	73	60	112	151	990	31%	990
	2022	56	62	45	78	102	105	26	71	51	95	27	36	754	▲	754
General Civil - Level 1	2023	-	-	-	-	-	1	-	-	-	-	-	-	1	-67%	1
	2022	-	-	-	-	-	1	-	-	1	-	1	-	3	▼	3
General Civil - Level 2	2023	-	2	4	1	6	9	3	1	5	4	1	-	36	-28%	36
	2022	4	1	1	1	9	5	5	3	6	6	2	7	50	▼	50
General Civil - Level 3	2023	2	-	1	1	-	4	-	1	1	2	1	2	15	-21%	15
	2022	1	3	1	4	3	1	-	-	2	2	1	1	19	▼	19
Miscellaneous Civil	2023	70	211	102	118	179	97	153	95	75	70	129	99	1,398	30%	1,398
	2022	65	45	108	86	87	166	41	122	81	76	106	96	1,079	▲	1,079
Misdemeanor	2023	8	20	24	34	13	23	69	35	16	11	27	118	398	39%	398
	2022	20	22	15	20	32	34	25	31	19	41	10	18	287	▲	287
Other	2023	28	14	26	55	24	31	48	153	39	22	22	155	617	52%	617
	2022	27	19	29	29	22	109	21	18	23	31	25	52	405	▲	405
Other Criminally Related Matters	2023	1	6	-	15	-	10	3	3	-	3	1	4	46	-74%	46
	2022	90	13	5	9	1	2	9	5	8	23	6	8	179	▼	179
Probates/Wills & Trusts - Level 1	2023	-	-	-	-	-	-	1	-	2	-	-	-	3	3	3
	2022	-	-	-	-	-	-	-	-	-	-	-	-	0	↔	0
Probates/Wills & Trusts - Level 2	2023	1	-	1	1	1	1	2	-	-	2	-	2	11	-21%	11
	2022	1	-	1	2	-	3	3	1	2	-	-	1	14	▼	14
Protective Orders	2023	-	-	-	-	-	-	-	-	-	-	-	1	1	1	1
	2022	-	-	-	-	-	-	-	-	-	-	-	-	0	↔	0
Uncontested Divorce	2023	3	4	15	5	4	12	5	6	7	8	4	7	80	-10%	80
	2022	5	6	11	6	4	11	5	7	7	6	11	10	89	▼	89

This report reflects data in the case management system. Numbers will update accordingly as reports are refreshed and posted.

PLN-CCMS-10.11 CASELOAD STATISTICS OF THE CIRCUIT COURTS

Warren

January 2022 -- December 2023 Dispositions

Alexandria and Fairfax Circuit are not Included in State Totals

Dashboard

Court: Warren Circuit
Start/End Date: Jan-22 / Dec-23
2022 Average Month: 305
Jan-Dec 2022: 3,659
Dispositions Trending: ▲

Circuit/Court ID: 26 226187
Type of Case: Dispositions
2023 Average Month:333
Jan-Dec 2023 : 3,995
Overall AVG. Month: 319

Monthly Dispositions Summary

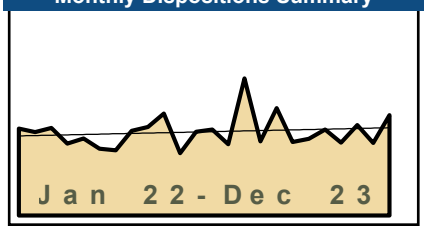

Jan --- Dec Dispositions

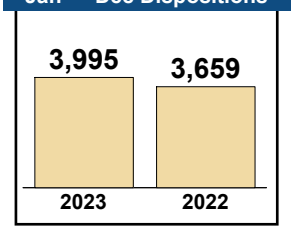

Dispositions by Division

Divisions		Jan	Feb	Mar	Apr	May	Jun	Jul	Aug	Sep	Oct	Nov	Dec	Thru Dec	% Change	Total
Total	2023	328	272	522	282	409	280	292	328	278	345	276	383	3,995	9%	3,995
	2022	331	318	334	274	294	254	249	323	338	388	237	319	3,659	▲	3,659
Civil	2023	27	29	61	39	70	36	43	60	37	41	21	18	482	23%	482
	2022	25	68	27	29	33	57	16	26	36	27	18	31	393	▲	393
Criminal	2023	147	122	147	135	157	117	104	117	143	103	102	157	1,551	-10%	1,551
	2022	171	129	142	140	154	62	112	129	178	226	118	153	1,714	▼	1,714
Concealed Handgun Permits	2023	105	70	159	36	105	61	68	74	26	108	75	62	949	18%	949
	2022	73	54	101	55	59	85	59	77	52	77	52	58	802	▲	802
Miscellaneous/ Other	2023	49	51	155	72	77	66	77	77	72	93	78	146	1,013	35%	1,013
	2022	62	67	64	50	48	50	62	91	72	58	49	77	750	▲	750

Dispositions by Case Category

Case Categories		Jan	Feb	Mar	Apr	May	Jun	Jul	Aug	Sep	Oct	Nov	Dec	Thru Dec	% Change	Total
Administrative Law	2023	-	-	-	3	1	-	1	-	-	-	-	-	5	5	5
	2022	-	-	-	-	-	-	-	-	-	-	-	-	0	↔	0
Contested Divorce	2023	6	1	3	3	11	6	7	6	4	1	4	-	52	30%	52
	2022	6	4	3	2	5	5	2	6	-	1	2	4	40	▲	40
Domestic and Family - Level 1	2023	4	11	13	2	16	2	5	7	9	20	4	2	95	-28%	95
	2022	5	43	2	12	-	29	1	4	7	13	4	12	132	▼	132
Domestic and Family - Level 2	2023	1	-	2	12	5	2	2	6	2	1	1	2	36	200%	36
	2022	2	-	-	1	1	5	-	-	2	-	1	-	12	▲	12
Felonies and Related Matters	2023	110	88	98	106	121	73	83	85	113	71	80	121	1,149	-12%	1,149
	2022	131	92	110	104	129	51	94	98	125	170	91	116	1,311	▼	1,311
General Civil - Level 1	2023	-	-	-	-	-	-	-	-	-	-	-	-	0	-100%	0
	2022	2	-	1	-	-	1	-	2	-	-	-	-	6	▼	6
General Civil - Level 2	2023	7	4	14	3	12	14	10	20	3	7	2	3	99	130%	99
	2022	3	4	7	3	5	3	4	4	1	1	4	4	43	▲	43
General Civil - Level 3	2023	2	6	12	7	2	5	6	1	11	8	2	2	64	0%	64
	2022	2	2	9	2	15	3	4	3	19	2	2	1	64	↔	64
Miscellaneous Civil	2023	120	87	205	70	128	85	94	109	57	139	95	77	1,266	19%	1,266
	2022	91	74	125	75	89	107	74	120	79	92	62	78	1,066	▲	1,066
Misdemeanor	2023	32	18	42	26	22	26	19	23	24	25	22	30	309	-8%	309
	2022	37	35	30	12	26	10	13	26	50	54	12	30	335	▼	335
Other	2023	32	31	103	34	51	38	46	41	40	59	58	130	663	45%	663
	2022	42	44	34	29	17	27	44	46	41	40	37	55	456	▲	456
Other Criminally Related Matters	2023	5	16	7	3	14	18	2	10	7	7	-	6	95	34%	95
	2022	3	2	2	24	-	1	6	5	3	2	16	7	71	▲	71
Probates/Wills & Trusts - Level 1	2023	-	2	-	-	-	-	-	-	-	-	-	-	2	-33%	2
	2022	1	1	-	-	-	-	1	-	-	-	-	-	3	▼	3
Probates/Wills & Trusts - Level 2	2023	2	1	1	1	4	4	3	2	1	1	2	4	26	86%	26
	2022	-	3	-	1	1	4	-	-	-	2	1	2	14	▲	14
Uncontested Divorce	2023	7	7	22	12	22	7	14	18	7	6	6	6	134	26%	134
	2022	6	14	11	9	6	8	6	9	11	11	5	10	106	▲	106

This report reflects data in the case management system. Numbers will update accordingly as reports are refreshed and posted.

PLN-CCMS-10.11 CASELOAD STATISTICS OF THE CIRCUIT COURTS

Winchester

January 2022 -- December 2023 Dispositions

Alexandria and Fairfax Circuit are not Included in State Totals

Dashboard

Court: Winchester Circuit
Start/End Date: Jan-22 / Dec-23
2022 Average Month: 178
Jan-Dec 2022: 2,133
Dispositions Trending: ▲

Circuit/Court ID: 26 226840
Type of Case: Dispositions
2023 Average Month:196
Jan-Dec 2023 : 2,349
Overall AVG. Month: 187

Monthly Dispositions Summary

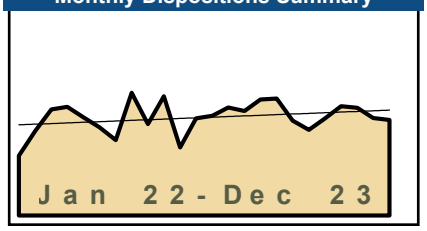

Jan --- Dec Dispositions

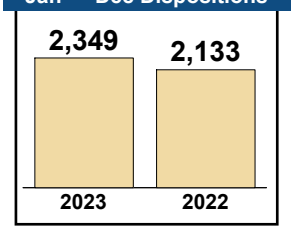

Dispositions by Division

Divisions		Jan	Feb	Mar	Apr	May	Jun	Jul	Aug	Sep	Oct	Nov	Dec	Thru Dec	% Change	Total
Total	2023	190	206	199	221	223	181	163	185	208	205	186	182	2,349	10%	2,349
	2022	114	161	202	207	187	168	144	234	174	227	130	185	2,133	▲	2,133
Civil	2023	21	25	22	16	51	22	9	26	23	19	36	22	292	15%	292
	2022	23	14	32	21	17	23	19	24	10	21	28	22	254	▲	254
Criminal	2023	112	127	120	152	81	93	110	104	144	145	95	108	1,391	8%	1,391
	2022	41	102	117	123	116	101	79	159	105	155	70	123	1,291	▲	1,291
Concealed Handgun Permits	2023	38	27	24	27	23	16	15	15	18	15	20	21	259	4%	259
	2022	23	21	17	32	20	14	25	25	20	21	12	19	249	▲	249
Miscellaneous/ Other	2023	19	27	33	26	68	50	29	40	23	26	35	31	407	20%	407
	2022	27	24	36	31	34	30	21	26	39	30	20	21	339	▲	339

Dispositions by Case Category

Case Categories		Jan	Feb	Mar	Apr	May	Jun	Jul	Aug	Sep	Oct	Nov	Dec	Thru Dec	% Change	Total
Administrative Law	2023	-	-	-	-	1	-	-	-	1	-	-	-	2	2	2
	2022	-	-	-	-	-	-	-	-	-	-	-	-	0	↔	0
Aggravated Murder	2023	-	-	-	2	-	-	1	-	-	-	-	-	3	3	3
	2022	-	-	-	-	-	-	-	-	-	-	-	-	0	↔	0
Contested Divorce	2023	2	1	2	2	8	-	2	6	-	3	4	3	33	22%	33
	2022	3	1	1	1	4	2	6	5	1	-	2	1	27	▲	27
Domestic and Family - Level 1	2023	4	2	4	4	10	1	-	3	6	10	17	-	61	85%	61
	2022	4	-	7	10	-	-	-	4	-	1	5	2	33	▲	33
Domestic and Family - Level 2	2023	1	-	6	2	2	1	1	3	3	1	3	1	24	9%	24
	2022	3	2	3	-	1	3	1	2	-	1	4	2	22	▲	22
Felonies and Related Matters	2023	71	102	89	111	68	87	96	87	104	105	68	89	1,077	11%	1,077
	2022	37	82	87	87	93	84	61	116	68	113	52	86	966	▲	966
General Civil - Level 1	2023	-	1	1	-	5	-	-	1	1	-	1	2	12	-37%	12
	2022	2	2	3	2	2	-	1	4	1	2	-	-	19	▼	19
General Civil - Level 2	2023	1	8	6	5	7	6	1	4	3	2	2	4	49	32%	49
	2022	2	1	3	1	3	4	2	2	2	7	6	4	37	▲	37
General Civil - Level 3	2023	1	3	1	1	4	2	-	-	-	-	2	1	15	0%	15
	2022	2	1	-	1	2	2	2	-	2	2	1	-	15	↔	15
Miscellaneous Civil	2023	42	37	31	38	53	42	28	26	23	21	31	32	404	6%	404
	2022	35	30	35	46	31	26	34	29	38	29	20	29	382	▲	382
Misdemeanor	2023	39	22	28	32	11	5	10	13	32	40	26	15	273	-7%	273
	2022	2	17	27	32	22	14	15	40	31	39	19	36	294	▼	294
Other	2023	15	18	24	13	37	23	15	29	18	20	24	20	256	22%	256
	2022	14	16	22	17	21	18	12	21	20	25	12	12	210	▲	210
Other Criminally Related Matters	2023	2	5	3	7	2	1	3	4	8	-	2	4	41	5%	41
	2022	2	3	3	4	1	3	3	3	6	3	4	4	39	▲	39
Probates/Wills & Trusts - Level 1	2023	-	-	-	-	-	-	-	-	-	-	-	-	0	-100%	0
	2022	1	-	-	-	-	-	-	-	-	-	-	-	1	▼	1
Probates/Wills & Trusts - Level 2	2023	5	2	1	2	5	1	-	1	3	1	-	4	25	47%	25
	2022	-	2	-	4	1	2	2	1	1	1	1	2	17	▲	17
Protective Orders	2023	-	-	-	-	-	-	-	-	-	-	-	2	2	0%	2
	2022	-	1	-	-	-	-	1	-	-	-	-	-	2	↔	2
Uncontested Divorce	2023	7	5	3	2	10	12	6	8	6	2	6	5	72	4%	72
	2022	7	3	11	2	6	10	4	7	4	4	4	7	69	▲	69

This report reflects data in the case management system. Numbers will update accordingly as reports are refreshed and posted.

PLN-CCMS-10.11 CASELOAD STATISTICS OF THE CIRCUIT COURTS

Bland

January 2022 -- December 2023 Dispositions

Alexandria and Fairfax Circuit are not Included in State Totals

Dashboard

Court: Bland Circuit
Start/End Date: Jan-22 / Dec-23
2022 Average Month: 35
Jan-Dec 2022: 416
Dispositions Trending: ▲

Circuit/Court ID: 27 227021
Type of Case: Dispositions
2023 Average Month:39
Jan-Dec 2023 : 468
Overall AVG. Month: 37

Monthly Dispositions Summary

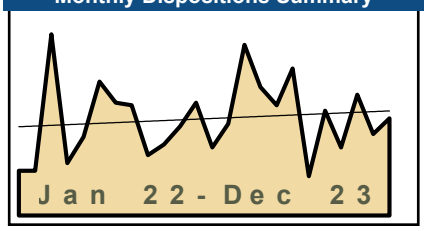

Jan --- Dec Dispositions

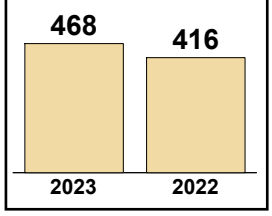

Dispositions by Division

Divisions		Jan	Feb	Mar	Apr	May	Jun	Jul	Aug	Sep	Oct	Nov	Dec	Thru Dec	% Change	Total
Total	2023	26	35	65	49	42	56	15	40	26	46	31	37	468	13%	468
	2022	17	17	69	20	30	51	43	42	23	27	34	43	416	▲	416
Civil	2023	1	5	-	7	1	8	1	7	2	9	2	5	48	-2%	48
	2022	6	3	12	3	2	4	6	4	2	3	-	4	49	▼	49
Criminal	2023	-	5	13	8	4	23	1	15	2	9	2	11	93	31%	93
	2022	-	2	18	4	7	11	2	1	8	9	3	6	71	▲	71
Concealed Handgun Permits	2023	22	23	49	29	33	18	11	13	20	24	25	16	283	10%	283
	2022	9	12	35	10	18	33	28	31	12	13	29	28	258	▲	258
Miscellaneous/ Other	2023	3	2	3	5	4	7	2	5	2	4	2	5	44	16%	44
	2022	2	-	4	3	3	3	7	6	1	2	2	5	38	▲	38

Dispositions by Case Category

Case Categories		Jan	Feb	Mar	Apr	May	Jun	Jul	Aug	Sep	Oct	Nov	Dec	Thru Dec	% Change	Total
Administrative Law	2023	-	-	-	-	-	-	-	-	1	-	-	-	1	1	1
	2022	-	-	-	-	-	-	-	-	-	-	-	-	0	↔	0
Contested Divorce	2023	-	-	-	1	-	2	1	3	-	2	-	-	9	0%	9
	2022	1	-	2	-	-	-	1	1	1	2	-	1	9	↔	9
Domestic and Family - Level 1	2023	-	-	-	1	-	4	-	-	-	2	-	-	7	-30%	7
	2022	2	-	5	-	-	3	-	-	-	-	-	-	10	▼	10
Domestic and Family - Level 2	2023	-	2	-	-	-	-	-	-	1	-	1	1	5	0%	5
	2022	1	-	-	2	-	-	-	2	-	-	-	-	5	↔	5
Felonies and Related Matters	2023	-	3	11	8	4	23	1	12	2	6	2	6	78	59%	78
	2022	-	2	9	3	6	9	2	-	7	7	-	4	49	▲	49
General Civil - Level 2	2023	1	2	-	2	-	-	-	1	1	2	-	2	11	10%	11
	2022	-	2	-	1	-	-	2	2	-	-	-	3	10	▲	10
General Civil - Level 3	2023	-	1	-	-	-	-	-	2	-	1	-	1	5	-17%	5
	2022	1	-	2	-	1	1	1	-	-	-	-	-	6	▼	6
Miscellaneous Civil	2023	24	25	52	33	37	25	12	17	21	27	27	21	321	11%	321
	2022	11	12	38	12	21	35	33	35	13	15	31	33	289	▲	289
Misdemeanor	2023	-	2	2	-	-	-	-	-	-	2	-	5	11	-45%	11
	2022	-	-	9	1	1	1	-	1	1	2	2	2	20	▼	20
Other	2023	-	-	-	1	-	-	-	-	-	-	-	-	1	-50%	1
	2022	1	-	-	-	-	-	1	-	-	-	-	-	2	▼	2
Other Criminally Related Matters	2023	-	-	-	-	-	-	-	3	-	1	-	-	4	100%	4
	2022	-	-	-	-	-	1	-	-	-	-	1	-	2	▲	2
Probates/Wills & Trusts - Level 2	2023	-	-	-	-	1	-	1	-	-	-	-	1	3	200%	3
	2022	-	-	-	-	-	1	-	-	-	-	-	-	1	▲	1
Uncontested Divorce	2023	1	-	-	3	-	2	-	2	-	3	1	-	12	-8%	12
	2022	-	1	4	1	1	-	3	1	1	1	-	-	13	▼	13

This report reflects data in the case management system. Numbers will update accordingly as reports are refreshed and posted.

PLN-CCMS-10.11 CASELOAD STATISTICS OF THE CIRCUIT COURTS

Carroll

January 2022 -- December 2023 Dispositions

Alexandria and Fairfax Circuit are not Included in State Totals

Dashboard

Court: Carroll Circuit
Start/End Date: Jan-22 / Dec-23
2022 Average Month: 274
Jan-Dec 2022: 3,291
Dispositions Trending: ▲

Circuit/Court ID: 27 227035
Type of Case: Dispositions
2023 Average Month:324
Jan-Dec 2023 : 3,882
Overall AVG. Month: 299

Monthly Dispositions Summary

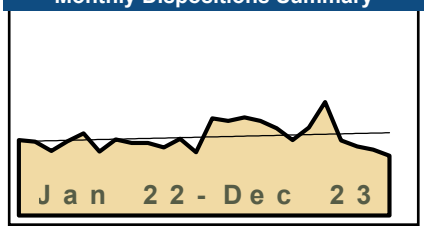

Jan --- Dec Dispositions

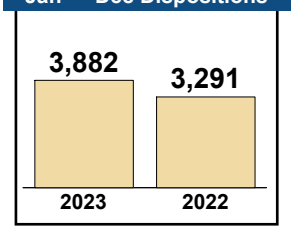

Dispositions by Division

Divisions		Jan	Feb	Mar	Apr	May	Jun	Jul	Aug	Sep	Oct	Nov	Dec	Thru Dec	% Change	Total
Total	2023	370	361	374	361	333	287	335	433	286	263	251	228	3,882	18%	3,882
	2022	288	281	246	282	313	244	290	277	277	260	292	241	3,291	▲	3,291
Civil	2023	31	13	17	29	10	57	35	37	23	35	21	17	325	16%	325
	2022	18	29	31	28	15	18	20	43	27	19	18	14	280	▲	280
Criminal	2023	135	191	125	161	162	90	147	262	123	152	98	96	1,742	15%	1,742
	2022	148	132	80	129	180	113	139	117	119	107	150	106	1,520	▲	1,520
Concealed Handgun Permits	2023	157	113	184	127	117	96	111	75	101	34	97	53	1,265	34%	1,265
	2022	62	78	72	96	63	77	94	46	82	89	92	96	947	▲	947
Miscellaneous/ Other	2023	47	44	48	44	44	44	42	59	39	42	35	62	550	1%	550
	2022	60	42	63	29	55	36	37	71	49	45	32	25	544	▲	544

Dispositions by Case Category

Case Categories		Jan	Feb	Mar	Apr	May	Jun	Jul	Aug	Sep	Oct	Nov	Dec	Thru Dec	% Change	Total
Administrative Law	2023	-	-	-	-	-	-	-	-	1	-	-	-	1	-75%	1
	2022	-	-	-	-	-	1	-	1	-	2	-	-	4	▼	4
Aggravated Murder	2023	-	-	-	-	-	-	-	2	-	-	-	-	2	2	2
	2022	-	-	-	-	-	-	-	-	-	-	-	-	0	↔	0
Contested Divorce	2023	5	2	3	3	2	6	5	1	1	4	3	3	38	0%	38
	2022	4	1	5	1	4	5	5	5	1	2	3	2	38	↔	38
Domestic and Family - Level 1	2023	16	4	2	3	1	25	5	8	4	9	-	-	77	40%	77
	2022	2	5	5	13	2	-	-	10	13	-	2	3	55	▲	55
Domestic and Family - Level 2	2023	3	1	3	7	1	7	1	1	1	3	3	3	34	13%	34
	2022	2	2	5	7	2	2	3	2	2	2	-	1	30	▲	30
Felonies and Related Matters	2023	106	163	101	135	130	54	116	215	95	132	86	61	1,394	13%	1,394
	2022	122	109	61	119	145	80	113	97	86	93	135	70	1,230	▲	1,230
General Civil - Level 1	2023	-	-	-	-	-	1	-	1	2	-	-	1	5	150%	5
	2022	-	-	-	-	-	-	-	1	-	1	-	-	2	▲	2
General Civil - Level 2	2023	2	1	1	3	-	5	3	6	2	7	6	3	39	30%	39
	2022	2	4	5	2	2	4	-	4	1	2	2	2	30	▲	30
General Civil - Level 3	2023	-	-	1	2	1	4	1	5	3	2	1	1	21	-28%	21
	2022	2	6	-	1	1	3	4	4	1	3	1	3	29	▼	29
Miscellaneous Civil	2023	177	123	202	150	130	110	129	96	114	48	112	64	1,455	27%	1,455
	2022	84	88	97	102	81	89	110	76	103	99	107	110	1,146	▲	1,146
Misdemeanor	2023	21	20	18	13	8	18	17	38	14	16	12	16	211	17%	211
	2022	18	20	12	6	29	11	18	13	18	10	11	14	180	▲	180
Other	2023	27	34	29	20	32	28	24	38	25	28	21	51	357	3%	357
	2022	38	33	39	24	37	22	21	41	27	35	18	11	346	▲	346
Other Criminally Related Matters	2023	8	8	6	13	24	18	15	7	14	4	-	19	136	24%	136
	2022	8	3	7	4	6	22	8	7	15	4	4	22	110	▲	110
Probates/Wills & Trusts - Level 1	2023	-	-	-	-	-	2	-	-	-	1	-	-	3	0%	3
	2022	-	-	-	-	-	-	-	1	-	-	1	1	3	↔	3
Probates/Wills & Trusts - Level 2	2023	-	-	-	4	-	-	2	4	1	5	-	-	16	-16%	16
	2022	2	5	2	-	1	1	-	3	2	-	2	1	19	▼	19
Uncontested Divorce	2023	5	5	8	8	4	9	17	11	9	4	7	6	93	35%	93
	2022	4	5	8	3	3	4	8	12	8	7	6	1	69	▲	69

This report reflects data in the case management system. Numbers will update accordingly as reports are refreshed and posted.

PLN-CCMS-10.11 CASELOAD STATISTICS OF THE CIRCUIT COURTS

Floyd

January 2022 -- December 2023 Dispositions

Alexandria and Fairfax Circuit are not Included in State Totals

Dashboard

Court: Floyd Circuit
Start/End Date: Jan-22 / Dec-23
2022 Average Month: 77
Jan-Dec 2022: 923
Dispositions Trending: ▲

Circuit/Court ID: 27 227063
Type of Case: Dispositions
2023 Average Month:92
Jan-Dec 2023 : 1,100
Overall AVG. Month: 84

Monthly Dispositions Summary

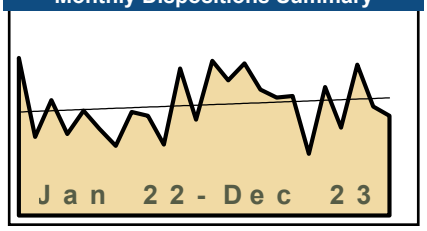

Jan --- Dec Dispositions

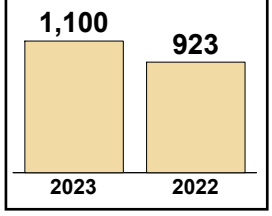

Dispositions by Division

Divisions		Jan	Feb	Mar	Apr	May	Jun	Jul	Aug	Sep	Oct	Nov	Dec	Thru Dec	% Change	Total
Total	2023	118	103	116	96	90	91	47	98	67	115	83	76	1,100	19%	1,100
	2022	120	60	88	62	80	66	53	79	76	54	112	73	923	▲	923
Civil	2023	12	7	7	14	13	6	4	7	12	11	4	12	109	22%	109
	2022	6	10	10	3	9	4	2	5	9	7	6	18	89	▲	89
Criminal	2023	28	62	31	34	35	31	6	47	24	55	46	35	434	15%	434
	2022	79	21	23	28	33	38	31	25	34	16	24	24	376	▲	376
Concealed Handgun Permits	2023	68	23	70	39	26	47	29	34	26	33	29	21	445	20%	445
	2022	22	21	49	24	29	21	14	43	29	24	73	22	371	▲	371
Miscellaneous/ Other	2023	10	11	8	9	16	7	8	10	5	16	4	8	112	29%	112
	2022	13	8	6	7	9	3	6	6	4	7	9	9	87	▲	87

Dispositions by Case Category

Case Categories		Jan	Feb	Mar	Apr	May	Jun	Jul	Aug	Sep	Oct	Nov	Dec	Thru Dec	% Change	Total
Contested Divorce	2023	2	1	-	3	2	-	2	1	2	1	-	2	16	23%	16
	2022	2	-	1	-	2	2	1	-	1	2	2	-	13	▲	13
Domestic and Family - Level 1	2023	5	-	1	-	4	-	-	-	2	4	-	2	18	0%	18
	2022	2	4	-	-	1	-	-	-	-	-	-	11	18	↔	18
Domestic and Family - Level 2	2023	1	1	1	4	2	2	-	1	1	1	-	-	14	133%	14
	2022	-	-	1	1	-	-	1	-	2	1	-	-	6	▲	6
Felonies and Related Matters	2023	10	24	15	28	29	22	4	36	22	37	29	26	282	16%	282
	2022	65	13	16	17	18	16	23	16	23	8	16	12	243	▲	243
General Civil - Level 2	2023	2	1	1	3	2	2	1	2	-	2	1	4	21	17%	21
	2022	1	-	2	1	4	-	-	1	3	-	4	2	18	▲	18
General Civil - Level 3	2023	1	-	1	-	5	1	1	-	1	1	1	-	12	200%	12
	2022	-	2	-	-	-	-	-	-	-	1	-	1	4	▲	4
Miscellaneous Civil	2023	77	34	78	48	35	53	36	44	31	48	32	27	543	20%	543
	2022	35	27	55	31	38	24	20	49	33	30	81	31	454	▲	454
Misdemeanor	2023	17	36	16	4	6	9	2	11	2	17	17	9	146	12%	146
	2022	12	8	7	11	15	22	8	9	10	8	8	12	130	▲	130
Other	2023	-	1	-	-	1	1	-	-	1	-	-	-	4	4	4
	2022	-	-	-	-	-	-	-	-	-	-	-	-	0	↔	0
Other Criminally Related Matters	2023	1	2	-	2	-	-	-	-	-	1	-	-	6	100%	6
	2022	2	-	-	-	-	-	-	-	1	-	-	-	3	▲	3
Probates/Wills & Trusts - Level 1	2023	-	-	-	-	-	-	-	-	1	-	-	-	1	1	1
	2022	-	-	-	-	-	-	-	-	-	-	-	-	0	↔	0
Probates/Wills & Trusts - Level 2	2023	2	-	1	1	1	-	-	1	1	-	1	4	12	200%	12
	2022	-	2	1	-	-	-	-	-	-	1	-	-	4	▲	4
Protective Orders	2023	-	-	-	1	1	-	-	-	-	-	-	-	2	-67%	2
	2022	-	-	1	-	2	-	-	-	1	1	-	1	6	▼	6
Uncontested Divorce	2023	-	3	2	2	2	1	1	2	3	3	2	2	23	-4%	23
	2022	1	4	4	1	-	2	-	4	2	2	1	3	24	▼	24

This report reflects data in the case management system. Numbers will update accordingly as reports are refreshed and posted.

PLN-CCMS-10.11 CASELOAD STATISTICS OF THE CIRCUIT COURTS

Giles

January 2022 -- December 2023 Dispositions

Alexandria and Fairfax Circuit are not Included in State Totals

Dashboard

Court: Giles Circuit
Start/End Date: Jan-22 / Dec-23
2022 Average Month: 134
Jan-Dec 2022: 1,611
Dispositions Trending: ▲

Circuit/Court ID: 27 227071
Type of Case: Dispositions
2023 Average Month:151
Jan-Dec 2023 : 1,817
Overall AVG. Month: 143

Monthly Dispositions Summary



Jan --- Dec Dispositions

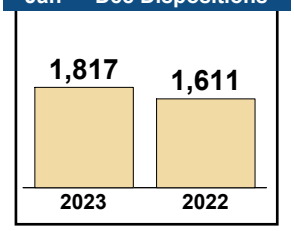

Dispositions by Division

Divisions		Jan	Feb	Mar	Apr	May	Jun	Jul	Aug	Sep	Oct	Nov	Dec	Thru Dec	% Change	Total
Total	2023	147	105	211	150	121	118	193	175	146	131	143	177	1,817	13%	1,817
	2022	75	125	152	113	139	152	169	184	122	114	170	96	1,611	▲	1,611
Civil	2023	17	14	12	16	6	18	62	7	18	24	8	12	214	10%	214
	2022	28	11	15	19	15	14	26	9	5	17	26	9	194	▲	194
Criminal	2023	32	25	80	59	50	38	42	79	74	39	64	56	638	-12%	638
	2022	14	76	96	31	79	68	65	111	60	30	62	30	722	▼	722
Concealed Handgun Permits	2023	76	41	93	48	48	34	33	55	30	29	49	25	561	16%	561
	2022	26	34	37	32	25	42	60	46	38	42	61	40	483	▲	483
Miscellaneous/ Other	2023	22	25	26	27	17	28	56	34	24	39	22	84	404	91%	404
	2022	7	4	4	31	20	28	18	18	19	25	21	17	212	▲	212

Dispositions by Case Category

Case Categories		Jan	Feb	Mar	Apr	May	Jun	Jul	Aug	Sep	Oct	Nov	Dec	Thru Dec	% Change	Total
Administrative Law	2023	-	-	-	-	-	-	2	1	-	-	-	-	3	3	3
	2022	-	-	-	-	-	-	-	-	-	-	-	-	0	↔	0
Contested Divorce	2023	1	-	2	4	-	2	9	2	1	1	1	2	25	32%	25
	2022	2	4	1	2	2	1	2	2	-	1	1	1	19	▲	19
Domestic and Family - Level 1	2023	9	13	2	1	5	2	3	-	7	15	2	6	65	-17%	65
	2022	19	2	4	2	5	7	18	3	1	-	17	-	78	▼	78
Domestic and Family - Level 2	2023	-	-	-	1	-	3	2	-	1	2	1	1	11	10%	11
	2022	1	-	1	-	1	-	-	-	1	5	-	1	10	▲	10
Felonies and Related Matters	2023	16	16	68	34	38	31	25	59	43	22	33	32	417	-12%	417
	2022	12	35	65	22	40	46	46	83	40	17	45	21	472	▼	472
General Civil	2023	-	-	-	-	-	-	-	-	-	-	-	-	0	-100%	0
	2022	-	-	-	-	1	-	-	-	-	-	-	-	1	▼	1
General Civil - Level 1	2023	-	-	-	1	-	-	2	-	-	-	-	-	3	50%	3
	2022	-	1	-	1	-	-	-	-	-	-	-	-	2	▲	2
General Civil - Level 2	2023	2	-	2	3	-	3	24	2	4	2	1	1	44	340%	44
	2022	1	-	1	1	1	1	1	2	-	2	-	-	10	▲	10
General Civil - Level 3	2023	-	-	1	2	-	4	14	-	-	-	1	-	22	22%	22
	2022	1	-	3	1	3	-	-	-	1	2	7	-	18	▲	18
Miscellaneous Civil	2023	81	46	101	58	50	40	49	61	40	44	53	28	651	16%	651
	2022	31	39	43	41	34	52	65	52	45	52	66	41	561	▲	561
Misdemeanor	2023	14	5	14	22	11	7	16	20	29	17	26	23	204	-14%	204
	2022	1	39	30	9	36	22	19	26	19	13	15	8	237	▼	237
Other	2023	17	20	18	15	15	20	21	25	14	24	17	81	287	109%	287
	2022	-	-	-	22	10	20	15	12	13	14	15	16	137	▲	137
Other Criminally Related Matters	2023	2	4	1	3	1	-	1	-	2	-	5	1	20	54%	20
	2022	1	2	1	-	3	-	-	2	1	-	2	1	13	▲	13
Probates/Wills & Trusts - Level 1	2023	-	-	-	-	-	-	1	-	-	-	-	-	1	1	1
	2022	-	-	-	-	-	-	-	-	-	-	-	-	0	↔	0
Probates/Wills & Trusts - Level 2	2023	1	1	-	1	1	1	6	-	1	1	2	1	16	1,500%	16
	2022	1	-	-	-	-	-	-	-	-	-	-	-	1	▲	1
Protective Orders	2023	-	-	-	-	-	-	-	1	-	-	-	-	1	-75%	1
	2022	-	-	-	-	-	-	-	-	-	-	-	4	4	▼	4
Uncontested Divorce	2023	4	-	2	5	-	5	18	4	4	3	1	1	47	-2%	47
	2022	5	3	3	12	3	3	3	2	1	8	2	3	48	▼	48

This report reflects data in the case management system. Numbers will update accordingly as reports are refreshed and posted.

PLN-CCMS-10.11 CASELOAD STATISTICS OF THE CIRCUIT COURTS

Grayson

January 2022 -- December 2023 Dispositions

Alexandria and Fairfax Circuit are not Included in State Totals

Dashboard

Court: Grayson Circuit
Start/End Date: Jan-22 / Dec-23
2022 Average Month: 140
Jan-Dec 2022: 1,681
Dispositions Trending: ▲

Circuit/Court ID: 27 227077
Type of Case: Dispositions
2023 Average Month:179
Jan-Dec 2023 : 2,150
Overall AVG. Month: 160

Monthly Dispositions Summary

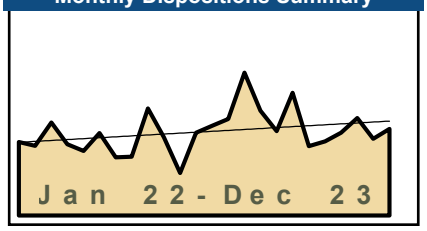

Jan --- Dec Dispositions

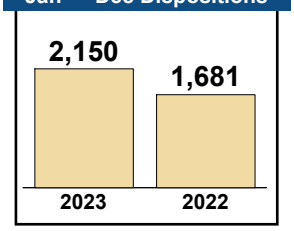

Dispositions by Division

Divisions		Jan	Feb	Mar	Apr	May	Jun	Jul	Aug	Sep	Oct	Nov	Dec	Thru Dec	% Change	Total
Total	2023	171	184	272	200	161	234	132	141	158	186	146	165	2,150	28%	2,150
	2022	140	133	177	136	123	157	111	112	204	149	81	158	1,681	▲	1,681
Civil	2023	9	16	8	18	22	39	9	28	22	22	8	28	229	51%	229
	2022	10	19	12	15	11	8	14	16	20	11	2	14	152	▲	152
Criminal	2023	59	72	118	99	58	118	81	46	84	86	87	68	976	36%	976
	2022	72	46	70	72	50	67	29	42	114	73	39	44	718	▲	718
Concealed Handgun Permits	2023	69	69	113	60	53	55	21	38	38	49	37	47	649	18%	649
	2022	35	53	63	27	38	55	40	39	52	40	27	82	551	▲	551
Miscellaneous/ Other	2023	34	27	33	23	28	22	21	29	14	29	14	22	296	14%	296
	2022	23	15	32	22	24	27	28	15	18	25	13	18	260	▲	260

Dispositions by Case Category

Case Categories		Jan	Feb	Mar	Apr	May	Jun	Jul	Aug	Sep	Oct	Nov	Dec	Thru Dec	% Change	Total
Aggravated Murder	2023	-	-	-	-	-	-	-	-	2	-	-	-	2	2	2
	2022	-	-	-	-	-	-	-	-	-	-	-	-	0	↔	0
Contested Divorce	2023	2	-	2	2	1	2	1	2	2	1	1	2	18	29%	18
	2022	-	4	-	2	1	2	-	2	3	-	-	-	14	▲	14
Domestic and Family - Level 1	2023	2	6	-	-	2	23	-	21	3	2	1	13	73	78%	73
	2022	6	6	1	4	2	-	10	3	6	2	-	1	41	▲	41
Domestic and Family - Level 2	2023	-	1	1	1	2	2	-	2	5	3	-	1	18	64%	18
	2022	1	-	-	3	2	-	-	1	-	2	-	2	11	▲	11
Felonies and Related Matters	2023	39	55	96	80	47	90	61	33	65	70	64	49	749	39%	749
	2022	56	33	48	65	35	44	21	30	86	53	32	34	537	▲	537
General Civil - Level 1	2023	-	-	-	-	-	-	-	1	1	-	-	-	2	0%	2
	2022	-	-	-	1	-	-	-	-	-	-	1	-	2	↔	2
General Civil - Level 2	2023	8	3	1	5	3	3	-	-	1	7	-	2	33	38%	33
	2022	-	2	-	4	1	2	4	2	4	3	-	2	24	▲	24
General Civil - Level 3	2023	1	3	2	6	5	2	2	1	2	2	2	2	30	58%	30
	2022	2	-	3	-	2	-	1	2	3	4	1	1	19	▲	19
Miscellaneous Civil	2023	71	76	120	66	63	64	25	43	44	55	41	56	724	14%	724
	2022	41	62	72	29	48	60	47	46	60	50	30	88	633	▲	633
Misdemeanor	2023	15	14	21	19	8	26	18	13	14	16	19	19	202	22%	202
	2022	14	11	21	7	14	21	8	10	28	18	6	7	165	▲	165
Other	2023	27	19	26	17	17	14	20	23	10	16	11	17	217	19%	217
	2022	18	8	25	17	14	24	18	9	13	13	8	16	183	▲	183
Other Criminally Related Matters	2023	5	3	1	-	3	3	2	-	4	2	4	1	28	65%	28
	2022	2	2	1	-	1	3	-	2	-	2	1	3	17	▲	17
Probates/Wills & Trusts - Level 1	2023	-	-	-	-	-	1	-	-	-	-	-	-	1	0%	1
	2022	-	-	-	-	-	-	-	-	-	-	1	-	1	↔	1
Probates/Wills & Trusts - Level 2	2023	-	-	-	-	7	3	-	-	3	2	-	-	15	275%	15
	2022	-	-	1	-	-	1	-	2	-	-	-	-	4	▲	4
Protective Orders	2023	-	-	-	-	-	-	-	-	-	-	-	-	0	-100%	0
	2022	-	1	-	-	-	-	-	-	-	-	-	-	1	▼	1
Uncontested Divorce	2023	1	4	2	4	3	1	3	2	2	10	3	3	38	31%	38
	2022	-	4	5	4	3	-	2	3	1	2	1	4	29	▲	29

This report reflects data in the case management system. Numbers will update accordingly as reports are refreshed and posted.

PLN-CCMS-10.11 CASELOAD STATISTICS OF THE CIRCUIT COURTS

Montgomery

January 2022 -- December 2023 Dispositions

Alexandria and Fairfax Circuit are not Included in State Totals

Dashboard

Court: Montgomery Circuit
Start/End Date: Jan-22 / Dec-23
2022 Average Month: 411
Jan-Dec 2022: 4,934
Dispositions Trending: ▲

Circuit/Court ID: 27 227121
Type of Case: Dispositions
2023 Average Month:429
Jan-Dec 2023 : 5,142
Overall AVG. Month: 420

Monthly Dispositions Summary

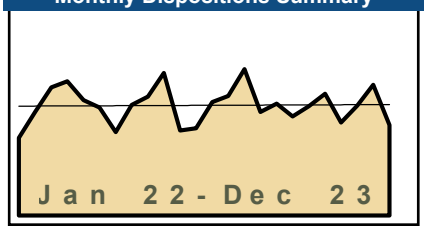

Jan --- Dec Dispositions

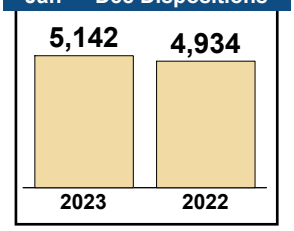

Dispositions by Division

Divisions		Jan	Feb	Mar	Apr	May	Jun	Jul	Aug	Sep	Oct	Nov	Dec	Thru Dec	% Change	Total
Total	2023	432	456	558	395	426	378	417	464	354	419	498	345	5,142	4%	5,142
	2022	296	395	488	512	440	412	318	421	453	543	324	332	4,934	▲	4,934
Civil	2023	50	42	54	52	37	46	69	50	34	39	38	41	552	-5%	552
	2022	40	44	53	43	49	42	41	56	66	69	30	46	579	▼	579
Criminal	2023	184	268	349	187	228	199	228	300	211	255	320	147	2,876	14%	2,876
	2022	145	243	251	306	265	203	163	200	257	186	174	135	2,528	▲	2,528
Concealed Handgun Permits	2023	156	108	125	100	133	94	82	77	86	96	100	84	1,241	-8%	1,241
	2022	78	74	145	122	93	119	89	124	65	234	96	109	1,348	▼	1,348
Miscellaneous/ Other	2023	42	38	30	56	28	39	38	37	23	29	40	73	473	-1%	473
	2022	33	34	39	41	33	48	25	41	65	54	24	42	479	▼	479

Dispositions by Case Category

Case Categories		Jan	Feb	Mar	Apr	May	Jun	Jul	Aug	Sep	Oct	Nov	Dec	Thru Dec	% Change	Total
Administrative Law	2023	1	-	-	-	-	-	-	-	-	-	-	-	1	1	1
	2022	-	-	-	-	-	-	-	-	-	-	-	-	0	↔	0
Aggravated Murder	2023	-	-	-	-	-	-	-	-	-	-	-	-	0	-100%	0
	2022	1	4	1	1	-	-	-	-	-	3	-	-	10	▼	10
Contested Divorce	2023	-	7	4	8	5	10	8	8	7	4	8	7	76	-5%	76
	2022	6	5	10	5	3	7	5	9	10	4	5	11	80	▼	80
Domestic and Family - Level 1	2023	16	6	5	7	6	2	18	4	-	4	6	10	84	-25%	84
	2022	2	6	11	11	11	5	10	6	10	38	2	-	112	▼	112
Domestic and Family - Level 2	2023	5	2	4	3	2	2	2	3	1	2	1	-	27	-10%	27
	2022	2	5	1	2	2	2	1	1	5	4	2	3	30	▼	30
Felonies and Related Matters	2023	123	186	196	116	168	137	137	205	132	166	205	82	1,853	14%	1,853
	2022	100	154	160	213	186	129	102	146	118	122	110	82	1,622	▲	1,622
General Civil - Level 1	2023	-	2	1	1	-	2	1	-	-	-	2	1	10	-17%	10
	2022	1	1	2	-	1	1	-	1	1	3	-	1	12	▼	12
General Civil - Level 2	2023	9	6	11	5	7	4	10	9	1	5	3	9	79	-29%	79
	2022	12	10	8	10	5	8	6	12	13	5	9	14	112	▼	112
General Civil - Level 3	2023	9	6	11	2	5	4	19	10	9	8	-	4	87	13%	87
	2022	10	7	6	4	4	2	7	9	12	7	9	-	77	▲	77
Miscellaneous Civil	2023	179	129	148	143	153	121	109	108	103	115	127	104	1,539	-10%	1,539
	2022	93	98	175	159	120	156	106	155	126	279	112	140	1,719	▼	1,719
Misdemeanor	2023	51	75	144	62	55	56	77	88	77	76	100	53	914	10%	914
	2022	40	79	85	87	76	69	55	47	132	58	57	46	831	▲	831
Other	2023	17	16	4	9	8	11	8	3	4	8	13	50	151	110%	151
	2022	16	5	5	2	6	9	4	4	4	4	5	8	72	▲	72
Other Criminally Related Matters	2023	10	7	9	9	5	7	14	7	2	13	15	12	110	67%	110
	2022	4	6	5	6	3	5	6	7	7	3	7	7	66	▲	66
Probates/Wills & Trusts - Level 1	2023	-	-	-	-	-	-	1	-	-	-	-	1	2	-50%	2
	2022	-	-	-	-	1	-	-	1	2	-	-	-	4	▼	4
Probates/Wills & Trusts - Level 2	2023	2	1	3	5	1	3	1	1	-	-	3	1	21	5%	21
	2022	-	1	3	1	2	2	-	5	2	1	-	3	20	▲	20
Protective Orders	2023	-	-	-	-	-	-	-	-	-	-	1	-	1	-50%	1
	2022	-	-	-	1	-	1	-	-	-	-	-	-	2	▼	2
Uncontested Divorce	2023	10	13	18	25	11	19	12	18	18	18	14	11	187	13%	187
	2022	9	14	16	10	20	16	16	18	11	12	6	17	165	▲	165

This report reflects data in the case management system. Numbers will update accordingly as reports are refreshed and posted.

PLN-CCMS-10.11 CASELOAD STATISTICS OF THE CIRCUIT COURTS

Pulaski

January 2022 -- December 2023 Dispositions

Alexandria and Fairfax Circuit are not Included in State Totals

Dashboard

Court: Pulaski Circuit
Start/End Date: Jan-22 / Dec-23
2022 Average Month: 266
Jan-Dec 2022: 3,196
Dispositions Trending: ▲

Circuit/Court ID: 27 227155
Type of Case: Dispositions
2023 Average Month:279
Jan-Dec 2023 : 3,347
Overall AVG. Month: 273

Monthly Dispositions Summary

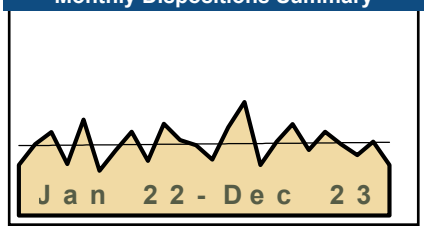

Jan --- Dec Dispositions

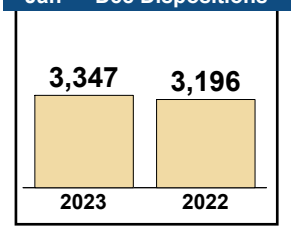

Dispositions by Division

Divisions		Jan	Feb	Mar	Apr	May	Jun	Jul	Aug	Sep	Oct	Nov	Dec	Thru Dec	% Change	Total
Total	2023	213	336	432	193	281	348	250	319	272	230	281	192	3,347	5%	3,347
	2022	193	272	318	196	365	171	249	319	208	350	287	268	3,196	▲	3,196
Civil	2023	30	26	31	21	51	18	22	22	21	24	23	20	309	-11%	309
	2022	17	28	30	19	28	18	72	35	24	29	29	20	349	▼	349
Criminal	2023	116	202	191	108	146	246	114	205	193	120	172	116	1,929	6%	1,929
	2022	120	152	201	121	220	91	104	164	95	226	202	131	1,827	▲	1,827
Concealed Handgun Permits	2023	50	100	197	51	50	73	103	74	50	75	75	50	948	14%	948
	2022	50	75	76	50	100	50	25	101	75	77	50	100	829	▲	829
Miscellaneous/ Other	2023	17	8	13	13	34	11	11	18	8	11	11	6	161	-16%	161
	2022	6	17	11	6	17	12	48	19	14	18	6	17	191	▼	191

Dispositions by Case Category

Case Categories		Jan	Feb	Mar	Apr	May	Jun	Jul	Aug	Sep	Oct	Nov	Dec	Thru Dec	% Change	Total
Administrative Law	2023	-	-	-	1	-	-	-	-	-	-	-	-	1	0%	1
	2022	1	-	-	-	-	-	-	-	-	-	-	-	1	↔	1
Aggravated Murder	2023	-	-	-	-	-	-	-	1	-	-	-	-	1	1	1
	2022	-	-	-	-	-	-	-	-	-	-	-	-	0	↔	0
Contested Divorce	2023	4	5	5	2	6	-	1	4	4	4	1	2	38	-19%	38
	2022	2	5	7	4	2	2	6	5	2	5	2	5	47	▼	47
Domestic and Family - Level 1	2023	5	13	12	13	8	5	6	8	2	8	5	4	89	5%	89
	2022	3	10	10	-	6	2	18	7	10	7	9	3	85	▲	85
Domestic and Family - Level 2	2023	4	-	-	-	2	-	1	-	1	-	-	-	8	-33%	8
	2022	1	-	2	-	1	1	3	2	-	1	1	-	12	▼	12
Felonies and Related Matters	2023	73	147	139	78	93	191	87	136	156	93	109	80	1,382	11%	1,382
	2022	87	96	130	84	156	71	73	108	60	146	145	84	1,240	▲	1,240
General Civil - Level 1	2023	-	-	-	-	2	-	-	-	2	-	-	-	4	-43%	4
	2022	-	-	-	-	-	-	3	1	1	2	-	-	7	▼	7
General Civil - Level 2	2023	7	1	1	1	8	1	4	2	3	1	3	3	35	-27%	35
	2022	5	4	3	3	5	2	6	6	3	4	2	5	48	▼	48
General Civil - Level 3	2023	2	3	4	-	8	1	3	2	4	2	2	-	31	3%	31
	2022	1	2	3	-	2	6	7	1	2	1	2	3	30	▲	30
Miscellaneous Civil	2023	66	107	209	63	78	86	112	92	56	90	85	57	1,101	11%	1,101
	2022	56	91	84	56	116	59	64	116	87	93	56	114	992	▲	992
Misdemeanor	2023	29	48	44	23	39	53	23	59	32	26	54	32	462	-7%	462
	2022	27	44	68	33	54	17	27	41	20	75	48	42	496	▼	496
Other	2023	2	-	-	-	3	-	-	-	-	-	-	1	6	0%	6
	2022	-	-	1	-	1	2	-	-	1	-	-	1	6	↔	6
Other Criminally Related Matters	2023	14	8	8	7	14	2	4	9	5	1	9	4	85	-7%	85
	2022	6	12	3	4	10	3	4	15	15	5	9	5	91	▼	91
Probates/Wills & Trusts - Level 1	2023	-	-	-	-	-	-	-	-	1	-	-	-	1	1	1
	2022	-	-	-	-	-	-	-	-	-	-	-	-	0	↔	0
Probates/Wills & Trusts - Level 2	2023	1	-	2	1	4	1	-	-	-	1	-	3	13	-7%	13
	2022	-	2	1	4	1	2	1	1	-	1	1	-	14	▼	14
Protective Orders	2023	1	2	1	-	6	3	2	1	-	-	8	-	24	-29%	24
	2022	-	3	1	3	3	1	9	3	2	1	6	2	34	▼	34
Uncontested Divorce	2023	5	2	7	4	10	5	7	5	6	4	5	6	66	-29%	66
	2022	4	3	5	5	8	3	28	13	5	9	6	4	93	▼	93

This report reflects data in the case management system. Numbers will update accordingly as reports are refreshed and posted.

PLN-CCMS-10.11 CASELOAD STATISTICS OF THE CIRCUIT COURTS

Wythe

January 2022 -- December 2023 Dispositions

Alexandria and Fairfax Circuit are not Included in State Totals

Dashboard

Court: Wythe Circuit
Start/End Date: Jan-22 / Dec-23
2022 Average Month: 236
Jan-Dec 2022: 2,834
Dispositions Trending: ↔

Circuit/Court ID: 27 227197
Type of Case: Dispositions
2023 Average Month:237
Jan-Dec 2023 : 2,841
Overall AVG. Month: 236

Monthly Dispositions Summary

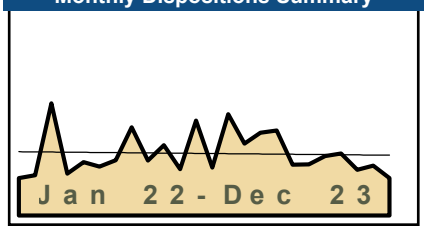

Jan --- Dec Dispositions

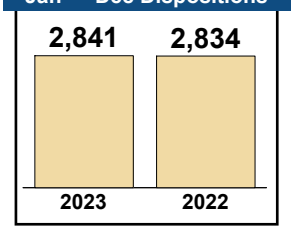

Dispositions by Division

Divisions		Jan	Feb	Mar	Apr	May	Jun	Jul	Aug	Sep	Oct	Nov	Dec	Thru Dec	% Change	Total
Total	2023	183	386	274	316	324	194	195	227	236	174	190	142	2,841	0%	2,841
	2022	142	153	427	160	203	186	211	336	209	268	177	362	2,834	▲	2,834
Civil	2023	11	25	21	28	22	32	29	32	24	17	23	24	288	19%	288
	2022	20	19	16	11	28	14	12	39	22	30	18	14	243	▲	243
Criminal	2023	67	188	95	154	200	66	87	111	124	60	101	59	1,312	-19%	1,312
	2022	77	64	283	89	102	101	118	213	122	142	72	236	1,619	▼	1,619
Concealed Handgun Permits	2023	89	158	131	114	87	78	60	67	70	81	57	49	1,041	31%	1,041
	2022	38	55	108	47	58	52	69	65	54	79	77	94	796	▲	796
Miscellaneous/ Other	2023	16	15	27	20	15	18	19	17	18	16	9	10	200	14%	200
	2022	7	15	20	13	15	19	12	19	11	17	10	18	176	▲	176

Dispositions by Case Category

Case Categories		Jan	Feb	Mar	Apr	May	Jun	Jul	Aug	Sep	Oct	Nov	Dec	Thru Dec	% Change	Total
Aggravated Murder	2023	-	-	-	-	-	-	-	-	-	-	-	-	0	-100%	0
	2022	-	-	-	1	-	-	-	-	-	-	-	-	1	▼	1
Contested Divorce	2023	1	7	1	1	2	13	6	4	6	3	3	5	52	68%	52
	2022	1	2	-	4	3	-	3	6	1	5	1	5	31	▲	31
Domestic and Family - Level 1	2023	-	3	15	11	6	1	-	4	2	3	1	-	46	-26%	46
	2022	5	3	6	-	11	6	-	9	5	13	1	3	62	▼	62
Domestic and Family - Level 2	2023	-	1	-	2	-	-	-	1	1	-	1	-	6	-54%	6
	2022	1	2	1	1	-	-	1	3	-	-	4	-	13	▼	13
Felonies and Related Matters	2023	61	144	65	124	156	53	63	87	98	39	82	50	1,022	-23%	1,022
	2022	58	48	242	67	79	79	102	162	97	113	50	229	1,326	▼	1,326
General Civil - Level 1	2023	-	1	-	-	-	1	-	-	1	-	-	-	3	50%	3
	2022	-	1	-	-	-	1	-	-	-	-	-	-	2	▲	2
General Civil - Level 2	2023	4	5	1	1	1	1	2	3	3	1	4	1	27	23%	27
	2022	1	3	4	1	2	2	-	3	2	2	-	2	22	▲	22
General Civil - Level 3	2023	-	6	2	3	4	4	2	8	6	5	3	2	45	61%	45
	2022	2	3	2	2	5	1	-	6	1	2	2	2	28	▲	28
Miscellaneous Civil	2023	104	171	157	136	104	97	81	85	86	96	71	66	1,254	28%	1,254
	2022	51	67	125	58	73	69	85	87	70	94	88	112	979	▲	979
Misdemeanor	2023	2	41	25	24	38	7	20	22	22	19	18	8	246	-3%	246
	2022	14	12	39	18	17	19	14	46	16	29	22	7	253	▼	253
Other	2023	-	-	1	-	-	-	1	1	1	-	-	-	4	-20%	4
	2022	-	-	1	1	-	-	-	-	-	2	1	-	5	▼	5
Other Criminally Related Matters	2023	4	3	5	7	6	6	4	3	4	2	1	1	46	10%	46
	2022	5	4	2	3	6	3	2	5	9	-	3	-	42	▲	42
Probates/Wills & Trusts - Level 1	2023	-	-	-	-	-	-	-	1	-	-	-	-	1	1	1
	2022	-	-	-	-	-	-	-	-	-	-	-	-	0	↔	0
Probates/Wills & Trusts - Level 2	2023	-	3	-	2	3	1	3	-	2	1	2	-	17	31%	17
	2022	-	2	1	-	1	-	-	3	2	3	1	-	13	▲	13
Uncontested Divorce	2023	7	1	2	5	4	10	13	8	4	5	4	9	72	26%	72
	2022	4	6	4	4	6	6	4	6	6	5	4	2	57	▲	57

This report reflects data in the case management system. Numbers will update accordingly as reports are refreshed and posted.

PLN-CCMS-10.11 CASELOAD STATISTICS OF THE CIRCUIT COURTS

Radford

January 2022 -- December 2023 Dispositions

Alexandria and Fairfax Circuit are not Included in State Totals

Dashboard

Court: Radford Circuit
Start/End Date: Jan-22 / Dec-23
2022 Average Month: 71
Jan-Dec 2022: 848
Dispositions Trending: ▲

Circuit/Court ID: 27 227750
Type of Case: Dispositions
2023 Average Month:91
Jan-Dec 2023 : 1,097
Overall AVG. Month: 81

Monthly Dispositions Summary



Jan --- Dec Dispositions

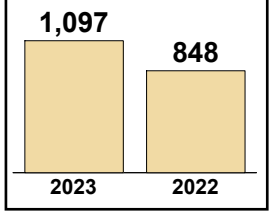

Dispositions by Division

Divisions		Jan	Feb	Mar	Apr	May	Jun	Jul	Aug	Sep	Oct	Nov	Dec	Thru Dec	% Change	Total
Total	2023	128	95	86	72	84	76	72	110	152	77	68	77	1,097	29%	1,097
	2022	69	61	113	100	63	52	35	82	116	74	21	62	848	▲	848
Civil	2023	16	1	5	10	18	6	8	12	8	4	5	5	98	29%	98
	2022	8	6	3	13	7	1	3	5	7	8	4	11	76	▲	76
Criminal	2023	73	70	54	39	32	40	33	70	121	57	40	51	680	21%	680
	2022	50	37	96	66	37	35	14	52	91	41	9	35	563	▲	563
Concealed Handgun Permits	2023	32	19	18	18	19	26	18	20	19	13	19	16	237	74%	237
	2022	6	13	10	4	13	10	16	19	10	18	5	12	136	▲	136
Miscellaneous/ Other	2023	7	5	9	5	15	4	13	8	4	3	4	5	82	12%	82
	2022	5	5	4	17	6	6	2	6	8	7	3	4	73	▲	73

Dispositions by Case Category

Case Categories		Jan	Feb	Mar	Apr	May	Jun	Jul	Aug	Sep	Oct	Nov	Dec	Thru Dec	% Change	Total
Administrative Law	2023	-	-	-	-	-	-	-	-	-	-	-	-	0	-100%	0
	2022	-	-	-	1	-	-	-	-	-	-	-	-	1	▼	1
Aggravated Murder	2023	-	-	-	-	-	-	-	-	-	1	-	-	1	1	1
	2022	-	-	-	-	-	-	-	-	-	-	-	-	0	↔	0
Contested Divorce	2023	2	-	1	-	4	-	-	1	1	2	1	-	12	100%	12
	2022	-	1	1	1	1	1	-	-	1	-	-	-	6	▲	6
Domestic and Family - Level 1	2023	10	-	-	6	2	2	-	9	2	-	2	-	33	94%	33
	2022	-	1	-	5	-	-	-	2	-	4	-	5	17	▲	17
Domestic and Family - Level 2	2023	-	1	-	3	1	1	3	-	-	-	1	-	10	43%	10
	2022	1	-	-	-	4	-	-	1	-	-	1	-	7	▲	7
Felonies and Related Matters	2023	55	52	32	30	19	26	22	50	99	39	26	40	490	13%	490
	2022	43	30	80	43	25	24	10	42	71	33	8	24	433	▲	433
General Civil - Level 1	2023	-	-	-	-	-	-	-	-	-	-	-	-	0	-100%	0
	2022	-	-	-	-	1	-	-	-	-	-	-	1	2	▼	2
General Civil - Level 2	2023	2	-	3	-	3	-	2	-	1	1	1	4	17	6%	17
	2022	2	2	-	3	1	-	1	1	1	2	-	3	16	▲	16
General Civil - Level 3	2023	-	-	1	-	8	-	1	-	-	-	-	-	10	43%	10
	2022	2	-	-	2	-	-	-	2	-	-	-	1	7	▲	7
Miscellaneous Civil	2023	38	23	25	23	29	30	30	26	23	15	23	20	305	53%	305
	2022	11	18	14	18	18	16	18	23	16	25	8	15	200	▲	200
Misdemeanor	2023	15	18	21	7	12	13	7	20	21	15	13	11	173	42%	173
	2022	6	7	15	22	12	10	3	7	20	8	1	11	122	▲	122
Other	2023	-	-	-	-	-	-	1	2	-	-	-	-	3	200%	3
	2022	-	-	-	-	1	-	-	-	-	-	-	-	1	▲	1
Other Criminally Related Matters	2023	3	-	1	2	1	1	4	1	1	2	1	-	17	113%	17
	2022	1	-	1	1	-	1	1	3	-	-	-	-	8	▲	8
Probates/Wills & Trusts - Level 1	2023	-	-	-	-	-	-	1	-	-	-	-	-	1	1	1
	2022	-	-	-	-	-	-	-	-	-	-	-	-	0	↔	0
Probates/Wills & Trusts - Level 2	2023	-	-	-	-	-	1	-	-	-	-	-	-	1	-86%	1
	2022	-	-	-	1	-	-	2	1	3	-	-	-	7	▼	7
Protective Orders	2023	-	-	-	-	-	-	-	-	1	1	-	-	2	2	2
	2022	-	-	-	-	-	-	-	-	-	-	-	-	0	↔	0
Uncontested Divorce	2023	3	1	2	1	5	2	1	1	3	1	-	2	22	5%	22
	2022	3	2	2	3	-	-	-	-	4	2	3	2	21	▲	21

This report reflects data in the case management system. Numbers will update accordingly as reports are refreshed and posted.

PLN-CCMS-10.11 CASELOAD STATISTICS OF THE CIRCUIT COURTS

Smyth

January 2022 -- December 2023 Dispositions

Alexandria and Fairfax Circuit are not Included in State Totals

Dashboard

Court: Smyth Circuit
Start/End Date: Jan-22 / Dec-23
2022 Average Month: 233
Jan-Dec 2022: 2,791
Dispositions Trending: ▲

Circuit/Court ID: 28 228173
Type of Case: Dispositions
2023 Average Month:267
Jan-Dec 2023 : 3,200
Overall AVG. Month: 250

Monthly Dispositions Summary

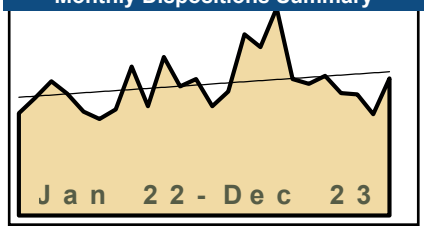

Jan --- Dec Dispositions

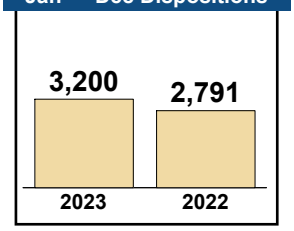

Dispositions by Division

Divisions		Jan	Feb	Mar	Apr	May	Jun	Jul	Aug	Sep	Oct	Nov	Dec	Thru Dec	% Change	Total
Total	2023	208	236	345	321	395	260	251	266	233	231	193	261	3,200	15%	3,200
	2022	195	224	256	232	198	184	202	284	208	302	246	260	2,791	▲	2,791
Civil	2023	22	16	28	25	32	22	23	32	46	66	28	19	359	0%	359
	2022	26	32	26	36	21	31	22	49	29	43	19	24	358	▲	358
Criminal	2023	42	71	109	95	86	121	112	111	71	58	60	57	993	-4%	993
	2022	76	66	94	110	68	68	78	119	65	115	88	83	1,030	▼	1,030
Concealed Handgun Permits	2023	84	74	149	140	219	62	64	67	65	44	55	55	1,078	52%	1,078
	2022	47	56	75	40	49	43	53	56	52	63	97	79	710	▲	710
Miscellaneous/ Other	2023	60	75	59	61	58	55	52	56	51	63	50	130	770	11%	770
	2022	46	70	61	46	60	42	49	60	62	81	42	74	693	▲	693

Dispositions by Case Category

Case Categories		Jan	Feb	Mar	Apr	May	Jun	Jul	Aug	Sep	Oct	Nov	Dec	Thru Dec	% Change	Total
Administrative Law	2023	-	-	-	-	-	-	-	-	1	1	-	-	2	100%	2
	2022	-	-	-	-	-	-	1	-	-	-	-	-	1	▲	1
Contested Divorce	2023	6	1	1	4	2	1	5	4	11	11	3	2	51	2%	51
	2022	3	3	7	4	4	6	4	3	6	4	3	3	50	▲	50
Domestic and Family - Level 1	2023	-	2	14	6	10	-	3	2	1	3	-	3	44	-20%	44
	2022	2	13	-	8	1	8	2	14	-	4	-	3	55	▼	55
Domestic and Family - Level 2	2023	3	3	1	1	2	2	2	6	2	9	6	1	38	-49%	38
	2022	3	3	5	13	5	3	3	9	7	12	7	5	75	▼	75
Felonies and Related Matters	2023	32	62	93	73	69	100	97	79	42	34	41	34	756	-7%	756
	2022	58	54	70	84	51	61	66	88	55	83	73	68	811	▼	811
General Civil - Level 1	2023	-	-	-	-	2	-	1	-	-	1	-	1	5	67%	5
	2022	-	1	1	-	-	-	-	-	-	1	-	-	3	▲	3
General Civil - Level 2	2023	1	1	3	3	3	5	2	4	4	13	8	2	49	44%	49
	2022	3	3	3	1	1	1	3	2	1	3	1	12	34	▲	34
General Civil - Level 3	2023	-	4	4	-	4	6	2	9	5	9	1	2	46	21%	46
	2022	3	2	2	1	3	1	1	12	5	5	1	2	38	▲	38
Miscellaneous Civil	2023	90	89	161	148	235	71	82	79	74	59	62	83	1,233	44%	1,233
	2022	58	67	85	55	65	50	57	71	69	89	102	88	856	▲	856
Misdemeanor	2023	9	9	15	18	17	21	13	28	28	15	19	18	210	-1%	210
	2022	22	11	21	26	16	7	12	31	9	30	15	12	212	▼	212
Other	2023	53	58	43	53	41	43	33	43	40	39	42	101	589	12%	589
	2022	34	56	50	31	43	34	45	43	45	51	36	57	525	▲	525
Other Criminally Related Matters	2023	1	-	1	4	-	-	3	4	1	9	-	5	28	100%	28
	2022	2	1	3	-	1	1	-	-	1	2	-	3	14	▲	14
Probates/Wills & Trusts - Level 2	2023	2	4	4	2	1	1	1	2	2	3	1	1	24	60%	24
	2022	-	1	3	-	2	1	-	1	4	3	-	-	15	▲	15
Uncontested Divorce	2023	11	3	5	9	9	10	7	6	22	25	10	8	125	23%	125
	2022	7	9	6	9	6	11	8	10	6	15	8	7	102	▲	102

This report reflects data in the case management system. Numbers will update accordingly as reports are refreshed and posted.

PLN-CCMS-10.11 CASELOAD STATISTICS OF THE CIRCUIT COURTS

Washington

January 2022 -- December 2023 Dispositions

Alexandria and Fairfax Circuit are not Included in State Totals

Dashboard

Court: Washington Circuit
Start/End Date: Jan-22 / Dec-23
2022 Average Month: 395
Jan-Dec 2022: 4,742
Dispositions Trending: ▲

Circuit/Court ID: 28 228191
Type of Case: Dispositions
2023 Average Month:424
Jan-Dec 2023 : 5,090
Overall AVG. Month: 410

Monthly Dispositions Summary

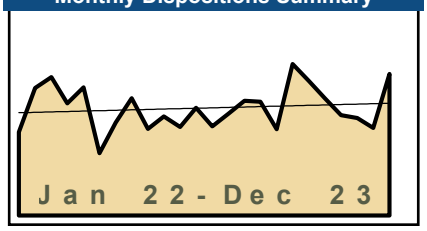

Jan --- Dec Dispositions

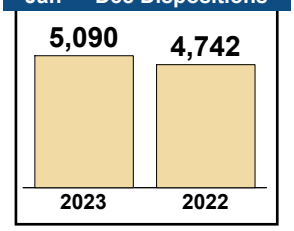

Dispositions by Division

Divisions		Jan	Feb	Mar	Apr	May	Jun	Jul	Aug	Sep	Oct	Nov	Dec	Thru Dec	% Change	Total
Total	2023	340	387	437	434	329	577	513	446	382	371	334	540	5,090	7%	5,090
	2022	318	486	527	428	488	238	355	447	330	377	337	411	4,742	▲	4,742
Civil	2023	37	27	40	44	50	47	40	50	79	28	28	20	490	-3%	490
	2022	30	25	96	45	49	45	25	52	38	39	24	36	504	▼	504
Criminal	2023	118	154	190	119	135	211	260	209	107	128	191	113	1,935	1%	1,935
	2022	140	296	201	167	137	78	141	170	138	175	155	123	1,921	▲	1,921
Concealed Handgun Permits	2023	127	153	137	218	83	263	145	96	124	159	55	233	1,793	24%	1,793
	2022	102	98	107	137	109	63	152	166	106	118	118	168	1,444	▲	1,444
Miscellaneous/ Other	2023	58	53	70	53	61	56	68	91	72	56	60	174	872	0%	872
	2022	46	67	123	79	193	52	37	59	48	45	40	84	873	▼	873

Dispositions by Case Category

Case Categories		Jan	Feb	Mar	Apr	May	Jun	Jul	Aug	Sep	Oct	Nov	Dec	Thru Dec	% Change	Total
Administrative Law	2023	-	-	-	-	-	-	-	-	3	-	-	-	3	-40%	3
	2022	-	-	3	-	-	1	-	-	-	1	-	-	5	▼	5
Aggravated Murder	2023	3	-	-	-	-	-	-	-	-	1	-	-	4	-20%	4
	2022	-	-	1	2	1	-	-	1	-	-	-	-	5	▼	5
Contested Divorce	2023	2	2	5	3	4	2	2	3	8	4	4	2	41	-34%	41
	2022	3	5	15	7	8	3	2	6	6	1	5	1	62	▼	62
Domestic and Family - Level 1	2023	7	1	5	7	16	5	4	1	1	12	-	-	59	23%	59
	2022	-	2	9	4	6	5	1	3	-	5	4	9	48	▲	48
Domestic and Family - Level 2	2023	4	4	2	6	5	3	2	2	6	2	-	2	38	-5%	38
	2022	4	2	5	3	3	3	6	2	4	1	2	5	40	▼	40
Felonies and Related Matters	2023	102	128	139	96	109	164	229	153	77	95	119	90	1,501	1%	1,501
	2022	96	219	158	108	114	54	116	124	117	141	138	99	1,484	▲	1,484
General Civil - Level 1	2023	1	-	-	2	-	1	2	-	-	-	-	-	6	-50%	6
	2022	-	1	4	2	1	-	-	1	1	-	1	1	12	▼	12
General Civil - Level 2	2023	10	8	7	9	4	8	5	13	16	2	6	2	90	-26%	90
	2022	3	1	36	12	9	12	4	21	10	6	3	5	122	▼	122
General Civil - Level 3	2023	1	3	5	2	2	12	5	12	13	3	-	1	59	18%	59
	2022	-	-	9	7	3	7	-	10	7	1	2	4	50	▲	50
Miscellaneous Civil	2023	144	172	159	241	113	293	179	136	149	175	73	248	2,082	20%	2,082
	2022	123	116	170	168	132	84	160	193	127	136	128	191	1,728	▲	1,728
Misdemeanor	2023	12	25	43	20	25	39	30	37	30	32	72	19	384	15%	384
	2022	22	79	35	27	17	14	13	40	18	31	17	20	333	▲	333
Other	2023	44	34	47	30	36	30	36	52	43	38	48	165	603	4%	603
	2022	34	53	38	41	168	35	29	24	27	33	33	65	580	▲	580
Other Criminally Related Matters	2023	3	1	9	3	3	8	1	19	-	-	-	4	51	-51%	51
	2022	22	-	7	30	7	10	13	5	4	3	-	4	105	▼	105
Probates/Wills & Trusts - Level 1	2023	-	-	1	-	-	2	-	1	6	1	-	-	11	57%	11
	2022	-	-	3	2	-	-	-	-	2	-	-	-	7	▲	7
Probates/Wills & Trusts - Level 2	2023	2	-	2	4	2	1	3	4	3	-	1	1	23	64%	23
	2022	1	1	2	1	2	2	4	1	-	-	-	-	14	▲	14
Protective Orders	2023	-	2	1	-	-	-	2	4	-	1	1	-	11	-27%	11
	2022	2	-	-	-	5	1	-	2	-	4	-	1	15	▼	15
Uncontested Divorce	2023	5	7	12	11	10	9	13	9	27	5	10	6	124	-6%	124
	2022	8	7	32	14	12	7	7	14	7	14	4	6	132	▼	132

This report reflects data in the case management system. Numbers will update accordingly as reports are refreshed and posted.

PLN-CCMS-10.11 CASELOAD STATISTICS OF THE CIRCUIT COURTS

Bristol

January 2022 -- December 2023 Dispositions

Alexandria and Fairfax Circuit are not Included in State Totals

Dashboard

Court: Bristol Circuit
Start/End Date: Jan-22 / Dec-23
2022 Average Month: 209
Jan-Dec 2022: 2,502
Dispositions Trending: ▲

Circuit/Court ID: 28 228520
Type of Case: Dispositions
2023 Average Month:233
Jan-Dec 2023 : 2,794
Overall AVG. Month: 221

Monthly Dispositions Summary

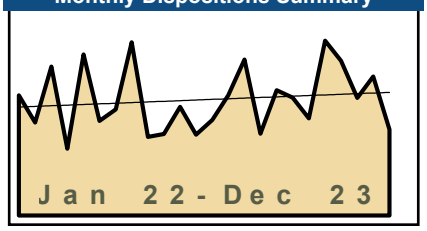

Jan --- Dec Dispositions

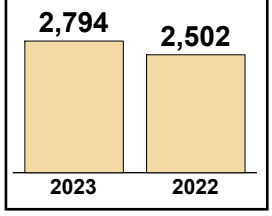

Dispositions by Division

Divisions		Jan	Feb	Mar	Apr	May	Jun	Jul	Aug	Sep	Oct	Nov	Dec	Thru Dec	% Change	Total
Total	2023	182	229	297	156	239	225	185	333	295	224	265	164	2,794	12%	2,794
	2022	229	177	284	127	307	180	202	330	150	155	207	154	2,502	▲	2,502
Civil	2023	13	19	14	15	16	12	16	23	15	10	14	18	185	-7%	185
	2022	20	21	21	16	17	15	9	26	13	16	12	12	198	▼	198
Criminal	2023	98	120	192	69	150	99	58	224	232	115	175	95	1,627	28%	1,627
	2022	74	93	120	48	204	105	65	199	76	87	124	79	1,274	▲	1,274
Concealed Handgun Permits	2023	24	35	44	29	27	6	33	19	12	16	12	17	274	3%	274
	2022	3	29	26	22	21	8	33	29	25	4	40	27	267	▲	267
Miscellaneous/ Other	2023	47	55	47	43	46	108	78	67	36	83	64	34	708	-7%	708
	2022	132	34	117	41	65	52	95	76	36	48	31	36	763	▼	763

Dispositions by Case Category

Case Categories		Jan	Feb	Mar	Apr	May	Jun	Jul	Aug	Sep	Oct	Nov	Dec	Thru Dec	% Change	Total
Administrative Law	2023	-	-	-	-	-	1	-	-	1	1	-	-	3	-25%	3
	2022	1	-	1	-	1	1	-	-	-	-	-	-	4	▼	4
Contested Divorce	2023	2	1	2	-	1	1	1	2	2	3	-	1	16	-38%	16
	2022	2	1	2	2	3	2	1	4	3	2	2	2	26	▼	26
Domestic and Family - Level 1	2023	-	-	-	6	-	5	1	-	1	-	1	6	20	-20%	20
	2022	7	3	5	1	2	-	1	3	-	1	-	2	25	▼	25
Domestic and Family - Level 2	2023	1	-	-	1	4	6	-	3	-	1	1	1	18	-22%	18
	2022	5	-	5	1	2	3	3	1	-	1	-	2	23	▼	23
Felonies and Related Matters	2023	80	89	153	47	124	78	43	176	193	82	137	71	1,273	34%	1,273
	2022	49	67	92	33	139	87	44	153	61	72	91	61	949	▲	949
General Civil - Level 1	2023	-	-	-	-	1	-	-	1	-	-	-	-	2	100%	2
	2022	-	-	-	-	-	-	-	-	1	-	-	-	1	▲	1
General Civil - Level 2	2023	5	2	3	2	3	2	7	4	1	2	4	2	37	12%	37
	2022	2	4	5	2	2	6	3	4	1	-	-	4	33	▲	33
General Civil - Level 3	2023	4	2	4	3	3	14	1	7	1	17	6	2	64	2%	64
	2022	15	1	11	1	6	3	7	9	1	2	4	3	63	▲	63
Miscellaneous Civil	2023	39	45	52	48	46	62	78	56	20	50	31	38	565	-4%	565
	2022	73	36	82	34	47	36	87	59	43	22	43	29	591	▼	591
Misdemeanor	2023	16	25	37	18	26	16	9	38	37	29	38	12	301	6%	301
	2022	11	22	28	14	54	18	17	45	15	15	31	15	285	▲	285
Other	2023	29	47	38	23	27	33	34	28	30	31	41	13	374	-2%	374
	2022	39	30	47	32	31	17	31	39	24	34	29	27	380	▼	380
Other Criminally Related Matters	2023	2	6	2	4	-	5	6	10	2	4	-	13	54	32%	54
	2022	14	5	-	1	11	-	4	1	-	-	2	3	41	▲	41
Probates/Wills & Trusts - Level 2	2023	-	-	1	-	-	1	-	-	1	1	-	2	6	-57%	6
	2022	3	-	2	2	2	1	1	2	-	-	-	1	14	▼	14
Uncontested Divorce	2023	4	12	5	4	4	1	5	8	6	3	6	3	61	-9%	61
	2022	8	8	4	4	7	6	3	10	1	6	5	5	67	▼	67

This report reflects data in the case management system. Numbers will update accordingly as reports are refreshed and posted.

PLN-CCMS-10.11 CASELOAD STATISTICS OF THE CIRCUIT COURTS

Buchanan

January 2022 -- December 2023 Dispositions

Alexandria and Fairfax Circuit are not Included in State Totals

Dashboard

Court: Buchanan Circuit
Start/End Date: Jan-22 / Dec-23
2022 Average Month: 194
Jan-Dec 2022: 2,323
Dispositions Trending: ▲

Circuit/Court ID: 29 229027
Type of Case: Dispositions
2023 Average Month:227
Jan-Dec 2023 : 2,719
Overall AVG. Month: 210

Monthly Dispositions Summary

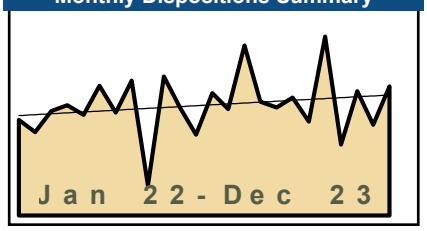

Jan --- Dec Dispositions

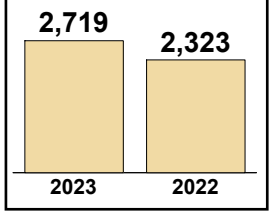

Dispositions by Division

Divisions		Jan	Feb	Mar	Apr	May	Jun	Jul	Aug	Sep	Oct	Nov	Dec	Thru Dec	% Change	Total
Total	2023	233	203	324	217	206	225	179	341	135	237	173	246	2,719	17%	2,719
	2022	182	159	199	210	192	247	196	257	57	265	205	154	2,323	▲	2,323
Civil	2023	14	18	20	13	19	9	11	18	2	12	8	8	152	10%	152
	2022	7	13	16	10	12	20	11	10	6	14	7	12	138	▲	138
Criminal	2023	173	130	202	152	87	157	113	261	80	145	132	184	1,816	20%	1,816
	2022	130	104	123	100	113	174	128	167	25	197	148	107	1,516	▲	1,516
Concealed Handgun Permits	2023	40	44	86	48	90	50	50	54	51	53	30	45	641	14%	641
	2022	38	32	50	87	58	40	51	73	22	41	42	28	562	▲	562
Miscellaneous/ Other	2023	6	11	16	4	10	9	5	8	2	27	3	9	110	3%	110
	2022	7	10	10	13	9	13	6	7	4	13	8	7	107	▲	107

Dispositions by Case Category

Case Categories		Jan	Feb	Mar	Apr	May	Jun	Jul	Aug	Sep	Oct	Nov	Dec	Thru Dec	% Change	Total
Administrative Law	2023	-	-	-	-	1	-	-	-	-	-	-	-	1	1	1
	2022	-	-	-	-	-	-	-	-	-	-	-	-	0	↔	0
Contested Divorce	2023	-	-	2	1	1	1	1	3	1	3	-	1	14	-13%	14
	2022	2	1	3	3	2	-	1	1	2	-	-	1	16	▼	16
Domestic and Family - Level 1	2023	4	2	6	1	5	-	4	3	-	2	-	-	27	23%	27
	2022	-	3	1	-	-	6	2	2	-	3	-	5	22	▲	22
Domestic and Family - Level 2	2023	1	5	-	2	2	1	1	3	-	1	2	-	18	-5%	18
	2022	1	3	-	2	2	2	2	1	-	4	1	1	19	▼	19
Felonies and Related Matters	2023	120	80	157	103	64	119	81	193	69	114	86	154	1,340	27%	1,340
	2022	99	61	92	68	68	116	95	104	20	145	110	80	1,058	▲	1,058
General Civil - Level 1	2023	-	-	-	-	-	-	1	-	-	-	-	-	1	0%	1
	2022	-	-	-	-	-	1	-	-	-	-	-	-	1	↔	1
General Civil - Level 2	2023	4	4	4	7	6	6	-	7	-	5	4	3	50	67%	50
	2022	2	2	6	2	2	8	2	1	-	3	-	2	30	▲	30
General Civil - Level 3	2023	1	-	3	-	-	4	1	1	-	1	1	1	13	-41%	13
	2022	1	5	-	1	2	-	2	2	-	3	3	3	22	▼	22
Miscellaneous Civil	2023	45	55	99	52	99	55	55	60	53	77	31	50	731	14%	731
	2022	42	39	60	96	65	51	56	78	25	51	48	33	644	▲	644
Misdemeanor	2023	45	38	33	38	19	38	27	53	10	30	42	28	401	12%	401
	2022	30	34	27	21	24	49	34	40	4	40	35	21	359	▲	359
Other	2023	1	-	-	-	-	-	-	1	-	-	-	-	2	0%	2
	2022	-	-	-	-	-	-	-	-	1	-	-	1	2	↔	2
Other Criminally Related Matters	2023	8	12	12	11	4	-	5	15	1	1	4	2	75	-25%	75
	2022	1	9	4	11	21	9	-	23	1	12	3	6	100	▼	100
Probates/Wills & Trusts - Level 1	2023	-	-	-	-	-	-	1	-	-	-	-	-	1	1	1
	2022	-	-	-	-	-	-	-	-	-	-	-	-	0	↔	0
Probates/Wills & Trusts - Level 2	2023	-	-	-	-	2	-	1	-	-	-	-	1	4	-43%	4
	2022	2	-	1	-	1	1	1	-	-	1	-	-	7	▼	7
Protective Orders	2023	-	-	1	-	-	-	-	-	-	-	-	2	3	50%	3
	2022	-	1	-	-	-	-	-	-	-	1	-	-	2	▲	2
Uncontested Divorce	2023	4	7	7	2	3	1	1	2	1	3	3	4	38	-7%	38
	2022	2	1	5	6	5	4	1	5	4	2	5	1	41	▼	41

This report reflects data in the case management system. Numbers will update accordingly as reports are refreshed and posted.

PLN-CCMS-10.11 CASELOAD STATISTICS OF THE CIRCUIT COURTS

Dickenson

January 2022 -- December 2023 Dispositions

Alexandria and Fairfax Circuit are not included in State Totals

Dashboard

Court: Dickenson Circuit
Start/End Date: Jan-22 / Dec-23
2022 Average Month: 86
Jan-Dec 2022: 1,033
Dispositions Trending: ▲

Circuit/Court ID: 29 229051
Type of Case: Dispositions
2023 Average Month:104
Jan-Dec 2023 : 1,245
Overall AVG. Month: 95

Monthly Dispositions Summary

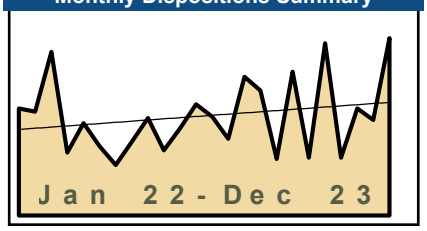

Jan --- Dec Dispositions

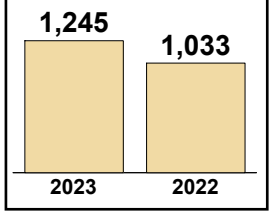

Dispositions by Division

Divisions		Jan	Feb	Mar	Apr	May	Jun	Jul	Aug	Sep	Oct	Nov	Dec	Thru Dec	% Change	Total
Total	2023	94	73	132	119	54	137	55	164	55	102	91	169	1,245	21%	1,245
	2022	102	99	156	60	88	66	48	70	93	62	83	106	1,033	▲	1,033
Civil	2023	13	6	17	8	13	6	9	16	2	13	7	7	117	-29%	117
	2022	15	10	26	18	15	15	4	14	6	9	11	22	165	▼	165
Criminal	2023	45	25	53	73	14	98	22	100	22	29	45	91	617	41%	617
	2022	47	42	81	21	43	24	17	19	56	21	40	27	438	▲	438
Concealed Handgun Permits	2023	31	34	53	36	21	24	19	31	19	46	31	35	380	26%	380
	2022	9	36	33	18	23	23	19	26	24	26	23	41	301	▲	301
Miscellaneous/ Other	2023	5	8	9	2	6	9	5	17	12	14	8	36	131	2%	131
	2022	31	11	16	3	7	4	8	11	7	6	9	16	129	▲	129

Dispositions by Case Category

Case Categories		Jan	Feb	Mar	Apr	May	Jun	Jul	Aug	Sep	Oct	Nov	Dec	Thru Dec	% Change	Total
Contested Divorce	2023	2	1	-	-	1	1	2	2	-	4	1	2	16	-24%	16
	2022	2	-	1	4	2	3	-	2	1	3	2	1	21	▼	21
Domestic and Family - Level 1	2023	4	-	2	-	-	3	2	1	-	-	2	-	14	-7%	14
	2022	-	2	5	-	2	1	2	-	-	-	1	2	15	▼	15
Domestic and Family - Level 2	2023	-	1	1	2	-	-	-	4	2	-	-	-	10	0%	10
	2022	-	1	1	2	1	1	-	1	-	-	-	3	10	↔	10
Felonies and Related Matters	2023	38	22	47	59	11	87	14	80	19	26	33	76	512	41%	512
	2022	36	29	70	16	40	21	16	17	47	17	30	23	362	▲	362
General Civil - Level 1	2023	-	-	-	-	-	-	-	-	-	-	-	-	0	-100%	0
	2022	-	1	1	-	-	-	-	-	-	-	-	-	2	▼	2
General Civil - Level 2	2023	-	1	3	1	4	-	-	1	-	1	2	3	16	-45%	16
	2022	3	1	2	2	2	2	1	7	2	1	3	3	29	▼	29
General Civil - Level 3	2023	3	2	2	1	1	-	3	-	-	2	-	1	15	-67%	15
	2022	6	4	3	7	4	2	-	3	1	3	-	12	45	▼	45
Miscellaneous Civil	2023	32	36	55	37	22	25	20	33	22	53	35	38	408	20%	408
	2022	14	40	36	20	27	27	20	31	28	28	27	43	341	▲	341
Misdemeanor	2023	7	3	5	14	3	10	5	18	2	3	10	15	95	40%	95
	2022	11	13	10	4	2	2	1	1	8	3	10	3	68	▲	68
Other	2023	5	6	5	1	5	8	4	16	9	7	4	31	101	28%	101
	2022	26	5	13	1	2	-	7	2	3	3	4	13	79	▲	79
Other Criminally Related Matters	2023	-	-	1	-	-	1	3	2	1	-	2	-	10	25%	10
	2022	-	-	1	1	1	1	-	1	1	1	-	1	8	▲	8
Probates/Wills & Trusts - Level 1	2023	-	-	-	-	-	-	-	-	-	-	-	-	0	-100%	0
	2022	-	-	1	-	-	-	-	1	-	-	-	-	2	▼	2
Probates/Wills & Trusts - Level 2	2023	-	-	2	-	-	-	-	1	-	1	1	-	5	-29%	5
	2022	2	1	2	1	-	-	-	-	-	1	-	-	7	▼	7
Uncontested Divorce	2023	3	1	9	4	7	2	2	6	-	5	1	3	43	-2%	43
	2022	2	2	10	2	5	6	1	4	2	2	6	2	44	▼	44

This report reflects data in the case management system. Numbers will update accordingly as reports are refreshed and posted.

PLN-CCMS-10.11 CASELOAD STATISTICS OF THE CIRCUIT COURTS

Russell

January 2022 -- December 2023 Dispositions

Alexandria and Fairfax Circuit are not Included in State Totals

Dashboard

Court: Russell Circuit
Start/End Date: Jan-22 / Dec-23
2022 Average Month: 217
Jan-Dec 2022: 2,599
Dispositions Trending: ▼

Circuit/Court ID: 29 229167
Type of Case: Dispositions
2023 Average Month:190
Jan-Dec 2023 : 2,282
Overall AVG. Month: 203

Monthly Dispositions Summary



Jan --- Dec Dispositions

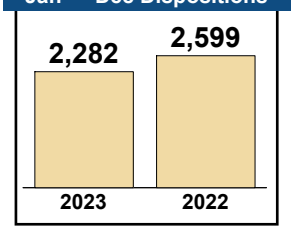

Dispositions by Division

Divisions		Jan	Feb	Mar	Apr	May	Jun	Jul	Aug	Sep	Oct	Nov	Dec	Thru Dec	% Change	Total
Total	2023	209	180	188	214	215	227	201	227	142	146	163	170	2,282	-12%	2,282
	2022	175	216	258	242	440	211	222	247	168	149	152	119	2,599	▼	2,599
Civil	2023	10	20	15	12	37	10	19	24	14	14	38	18	231	-36%	231
	2022	10	32	12	33	174	17	14	15	17	4	21	11	360	▼	360
Criminal	2023	122	85	85	88	94	155	129	159	61	93	60	96	1,227	-10%	1,227
	2022	77	128	177	128	139	143	142	170	79	76	64	40	1,363	▼	1,363
Concealed Handgun Permits	2023	73	74	80	108	69	59	50	40	62	35	47	52	749	0%	749
	2022	81	51	60	71	60	48	62	54	67	65	63	65	747	▲	747
Miscellaneous/ Other	2023	4	1	8	6	15	3	3	4	5	4	18	4	75	-42%	75
	2022	7	5	9	10	67	3	4	8	5	4	4	3	129	▼	129

Dispositions by Case Category

Case Categories		Jan	Feb	Mar	Apr	May	Jun	Jul	Aug	Sep	Oct	Nov	Dec	Thru Dec	% Change	Total
Administrative Law	2023	-	-	-	-	-	-	-	-	-	-	-	-	0	-100%	0
	2022	-	-	-	-	-	1	-	-	-	-	-	-	1	▼	1
Contested Divorce	2023	1	3	3	2	8	-	2	1	4	3	6	4	37	19%	37
	2022	3	1	1	3	10	3	2	2	2	1	3	-	31	▲	31
Domestic and Family - Level 1	2023	1	-	3	-	4	-	2	-	1	1	6	-	18	-80%	18
	2022	2	1	-	16	50	-	6	2	4	1	6	1	89	▼	89
Domestic and Family - Level 2	2023	1	3	2	1	-	-	3	-	1	2	-	3	16	14%	16
	2022	-	-	-	1	5	1	-	2	-	-	4	1	14	▲	14
Felonies and Related Matters	2023	91	52	67	72	73	130	108	128	56	71	41	59	948	-10%	948
	2022	52	112	142	114	102	92	108	147	53	56	43	33	1,054	▼	1,054
General Civil - Level 1	2023	-	-	-	-	-	-	-	1	-	-	-	-	1	-67%	1
	2022	-	-	-	1	2	-	-	-	-	-	-	-	3	▼	3
General Civil - Level 2	2023	-	1	2	2	8	1	1	3	1	1	8	1	29	-62%	29
	2022	1	6	5	1	49	5	1	5	1	-	1	1	76	▼	76
General Civil - Level 3	2023	1	6	1	2	9	5	2	13	-	3	3	4	49	-39%	49
	2022	1	13	3	6	45	3	2	3	1	-	3	-	80	▼	80
Miscellaneous Civil	2023	77	75	87	114	79	62	53	43	67	37	59	56	809	-4%	809
	2022	88	55	69	80	97	51	66	59	72	69	66	68	840	▼	840
Misdemeanor	2023	31	31	17	15	12	25	20	29	4	19	17	35	255	-15%	255
	2022	25	14	34	14	34	51	33	23	26	20	20	7	301	▼	301
Other	2023	-	-	-	-	1	-	-	-	-	-	-	-	1	-67%	1
	2022	-	-	-	-	2	-	-	-	-	1	-	-	3	▼	3
Other Criminally Related Matters	2023	-	2	1	1	9	1	1	2	1	3	2	2	25	178%	25
	2022	-	2	1	-	4	-	1	-	-	-	1	-	9	▲	9
Probates/Wills & Trusts - Level 1	2023	-	-	-	-	-	-	-	-	-	-	1	-	1	0%	1
	2022	-	-	-	-	1	-	-	-	-	-	-	-	1	↔	1
Probates/Wills & Trusts - Level 2	2023	-	2	-	-	2	3	2	1	2	2	1	-	15	-44%	15
	2022	-	4	1	1	11	1	2	1	1	-	3	2	27	▼	27
Uncontested Divorce	2023	6	5	5	5	10	-	7	6	5	4	19	6	78	11%	78
	2022	3	8	2	5	28	3	1	3	8	1	2	6	70	▲	70

This report reflects data in the case management system. Numbers will update accordingly as reports are refreshed and posted.

PLN-CCMS-10.11 CASELOAD STATISTICS OF THE CIRCUIT COURTS

Tazewell

January 2022 -- December 2023 Dispositions

Alexandria and Fairfax Circuit are not Included in State Totals

Dashboard

Court: Tazewell Circuit
Start/End Date: Jan-22 / Dec-23
2022 Average Month: 440
Jan-Dec 2022: 5,280
Dispositions Trending: ▲

Circuit/Court ID: 29 229185
Type of Case: Dispositions
2023 Average Month:483
Jan-Dec 2023 : 5,801
Overall AVG. Month: 462

Monthly Dispositions Summary

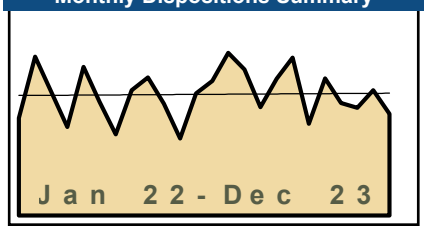

Jan --- Dec Dispositions

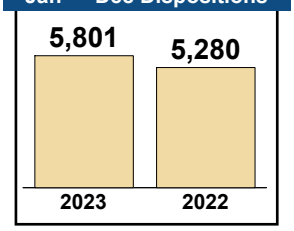

Dispositions by Division

Divisions		Jan	Feb	Mar	Apr	May	Jun	Jul	Aug	Sep	Oct	Nov	Dec	Thru Dec	% Change	Total
Total	2023	513	620	557	413	521	602	349	522	429	410	478	387	5,801	10%	5,801
	2022	371	605	470	337	566	434	309	478	526	426	293	465	5,280	▲	5,280
Civil	2023	62	46	39	28	25	37	33	33	25	32	24	26	410	-18%	410
	2022	34	94	44	26	34	38	23	53	59	36	19	42	502	▼	502
Criminal	2023	232	399	278	281	341	436	208	360	344	284	320	234	3,717	5%	3,717
	2022	271	378	311	251	391	276	203	315	352	296	205	307	3,556	▲	3,556
Concealed Handgun Permits	2023	127	150	222	76	142	110	89	109	42	78	108	114	1,367	45%	1,367
	2022	44	82	92	44	111	101	56	88	95	76	54	97	940	▲	940
Miscellaneous/ Other	2023	92	25	18	28	13	19	19	20	18	16	26	13	307	9%	307
	2022	22	51	23	16	30	19	27	22	20	18	15	19	282	▲	282

Dispositions by Case Category

Case Categories		Jan	Feb	Mar	Apr	May	Jun	Jul	Aug	Sep	Oct	Nov	Dec	Thru Dec	% Change	Total
Administrative Law	2023	-	-	-	-	-	-	-	-	-	-	-	-	0	-100%	0
	2022	-	-	-	1	-	-	-	-	-	-	-	-	1	▼	1
Aggravated Murder	2023	-	1	-	-	-	-	-	-	-	2	1	-	4	4	4
	2022	-	-	-	-	-	-	-	-	-	-	-	-	0	↔	0
Contested Divorce	2023	10	2	3	8	3	6	5	7	2	7	3	6	62	-15%	62
	2022	5	19	7	6	5	5	4	6	6	5	3	2	73	▼	73
Domestic and Family - Level 1	2023	5	20	13	-	2	1	15	2	-	6	1	-	65	-8%	65
	2022	8	7	7	2	1	3	3	16	15	3	4	2	71	▼	71
Domestic and Family - Level 2	2023	6	1	4	3	1	8	1	4	3	-	3	2	36	3%	36
	2022	2	9	2	2	4	-	-	1	3	6	-	6	35	▲	35
Felonies and Related Matters	2023	159	313	226	220	263	369	128	268	264	189	249	145	2,793	3%	2,793
	2022	194	311	254	176	303	211	149	244	265	218	158	236	2,719	▲	2,719
General Civil - Level 1	2023	1	2	-	-	1	-	-	-	1	2	-	-	7	-46%	7
	2022	-	4	3	1	1	-	-	1	2	1	-	-	13	▼	13
General Civil - Level 2	2023	14	6	4	5	1	4	1	6	3	2	5	5	56	-39%	56
	2022	3	28	7	2	3	5	9	7	13	3	4	8	92	▼	92
General Civil - Level 3	2023	11	2	-	2	1	2	2	-	3	2	4	1	30	-30%	30
	2022	3	7	3	-	1	11	1	4	7	4	-	2	43	▼	43
Miscellaneous Civil	2023	205	168	235	89	150	125	95	118	56	88	125	121	1,575	43%	1,575
	2022	51	115	108	55	130	111	72	101	108	86	61	106	1,104	▲	1,104
Misdemeanor	2023	72	81	49	61	75	64	78	89	77	91	69	82	888	11%	888
	2022	76	62	56	72	77	61	54	68	84	75	47	71	803	▲	803
Other	2023	14	5	7	14	5	6	12	13	3	9	9	7	104	-16%	104
	2022	16	16	9	6	11	10	10	9	6	9	8	14	124	▼	124
Other Criminally Related Matters	2023	1	4	3	-	3	3	2	3	3	2	1	7	32	-9%	32
	2022	1	5	1	3	11	5	-	3	3	3	-	-	35	▼	35
Probates/Wills & Trusts - Level 1	2023	-	-	-	-	-	-	-	1	-	-	-	-	1	-67%	1
	2022	-	2	-	-	-	-	-	-	-	1	-	-	3	▼	3
Probates/Wills & Trusts - Level 2	2023	2	1	4	1	2	3	3	-	4	3	2	1	26	37%	26
	2022	2	2	1	4	3	2	-	1	1	2	-	1	19	▲	19
Uncontested Divorce	2023	13	14	9	10	14	11	7	11	10	7	6	10	122	-16%	122
	2022	10	18	12	7	16	10	7	17	13	10	8	17	145	▼	145

This report reflects data in the case management system. Numbers will update accordingly as reports are refreshed and posted.

PLN-CCMS-10.11 CASELOAD STATISTICS OF THE CIRCUIT COURTS

Lee

January 2022 -- December 2023 Dispositions

Alexandria and Fairfax Circuit are not Included in State Totals

Dashboard

Court: Lee Circuit
Start/End Date: Jan-22 / Dec-23
2022 Average Month: 198
Jan-Dec 2022: 2,378
Dispositions Trending: ▲

Circuit/Court ID: 30 230105
Type of Case: Dispositions
2023 Average Month:227
Jan-Dec 2023 : 2,728
Overall AVG. Month: 213

Monthly Dispositions Summary

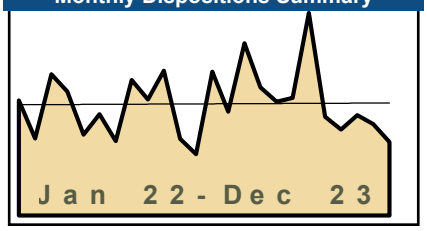

Jan --- Dec Dispositions

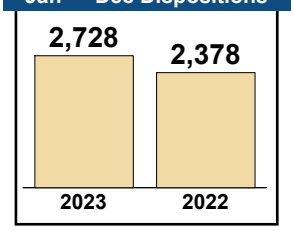

Dispositions by Division

Divisions		Jan	Feb	Mar	Apr	May	Jun	Jul	Aug	Sep	Oct	Nov	Dec	Thru Dec	% Change	Total
Total	2023	274	198	328	244	217	224	386	188	164	191	174	140	2,728	15%	2,728
	2022	219	147	269	236	154	193	142	258	221	276	146	117	2,378	▲	2,378
Civil	2023	25	18	17	15	57	20	105	30	17	17	26	8	355	78%	355
	2022	6	11	26	23	15	9	14	26	16	20	16	17	199	▲	199
Criminal	2023	172	136	212	179	112	136	144	101	106	114	105	82	1,599	1%	1,599
	2022	149	100	186	164	83	147	97	164	161	190	95	40	1,576	▲	1,576
Concealed Handgun Permits	2023	58	33	90	34	38	56	53	39	35	43	25	44	548	32%	548
	2022	39	20	38	35	42	23	24	45	31	50	22	46	415	▲	415
Miscellaneous/ Other	2023	19	11	9	16	10	12	84	18	6	17	18	6	226	20%	226
	2022	25	16	19	14	14	14	7	23	13	16	13	14	188	▲	188

Dispositions by Case Category

Case Categories		Jan	Feb	Mar	Apr	May	Jun	Jul	Aug	Sep	Oct	Nov	Dec	Thru Dec	% Change	Total
Administrative Law	2023	-	-	-	-	-	-	2	-	-	-	-	-	2	2	2
	2022	-	-	-	-	-	-	-	-	-	-	-	-	0	↔	0
Aggravated Murder	2023	-	-	-	-	-	-	-	-	-	-	-	-	0	-100%	0
	2022	-	-	-	-	-	-	1	-	-	-	-	-	1	▼	1
Contested Divorce	2023	4	-	1	6	2	2	14	4	4	4	2	3	46	283%	46
	2022	1	2	1	1	1	1	-	2	2	-	-	1	12	▲	12
Domestic and Family - Level 1	2023	4	2	4	1	-	5	3	1	3	1	7	-	31	24%	31
	2022	-	2	-	10	4	-	1	3	4	-	-	1	25	▲	25
Domestic and Family - Level 2	2023	1	1	1	2	1	3	11	1	-	1	3	1	26	37%	26
	2022	-	-	1	4	2	-	1	4	-	-	5	2	19	▲	19
Felonies and Related Matters	2023	156	101	171	146	80	92	98	76	87	87	88	68	1,250	10%	1,250
	2022	120	43	119	135	57	108	78	130	120	140	63	24	1,137	▲	1,137
General Civil - Level 1	2023	-	-	-	-	-	-	7	-	-	-	1	-	8	167%	8
	2022	-	-	2	-	-	-	-	-	-	-	1	-	3	▲	3
General Civil - Level 2	2023	-	3	2	4	2	1	33	5	1	3	2	1	57	200%	57
	2022	1	-	6	2	1	1	-	2	2	2	2	-	19	▲	19
General Civil - Level 3	2023	2	4	1	1	-	1	21	1	3	2	5	3	44	47%	44
	2022	2	2	3	1	1	2	2	4	2	4	2	5	30	▲	30
Miscellaneous Civil	2023	75	41	98	46	84	61	100	58	41	54	33	46	737	38%	737
	2022	52	29	50	43	50	34	33	62	37	62	30	54	536	▲	536
Misdemeanor	2023	15	30	36	32	30	40	37	25	17	21	15	13	311	-15%	311
	2022	23	50	59	28	21	30	18	32	33	35	27	10	366	▼	366
Other	2023	6	6	3	5	7	9	14	8	1	4	10	2	75	-16%	75
	2022	9	11	11	7	4	4	3	11	8	9	6	6	89	▼	89
Other Criminally Related Matters	2023	1	5	5	1	2	5	9	-	2	6	2	1	39	-48%	39
	2022	8	7	8	2	5	9	-	2	8	15	5	6	75	▼	75
Probates/Wills & Trusts - Level 1	2023	-	-	-	-	-	-	1	-	-	-	-	-	1	0%	1
	2022	-	-	-	-	-	-	-	-	-	-	-	1	1	↔	1
Probates/Wills & Trusts - Level 2	2023	1	1	1	-	-	1	7	2	2	2	3	1	21	17%	21
	2022	-	-	2	-	2	2	-	2	2	3	3	2	18	▲	18
Protective Orders	2023	-	-	-	-	2	-	-	-	-	-	-	-	2	2	2
	2022	-	-	-	-	-	-	-	-	-	-	-	-	0	↔	0
Uncontested Divorce	2023	9	4	5	-	7	4	29	7	3	6	3	1	78	66%	78
	2022	3	1	7	3	6	2	5	4	3	6	2	5	47	▲	47

This report reflects data in the case management system. Numbers will update accordingly as reports are refreshed and posted.

PLN-CCMS-10.11 CASELOAD STATISTICS OF THE CIRCUIT COURTS

Scott

January 2022 -- December 2023 Dispositions

Alexandria and Fairfax Circuit are not Included in State Totals

Dashboard

Court: Scott Circuit
Start/End Date: Jan-22 / Dec-23
2022 Average Month: 283
Jan-Dec 2022: 3,398
Dispositions Trending: ▲

Circuit/Court ID: 30 230169
Type of Case: Dispositions
2023 Average Month:303
Jan-Dec 2023 : 3,633
Overall AVG. Month: 293

Monthly Dispositions Summary

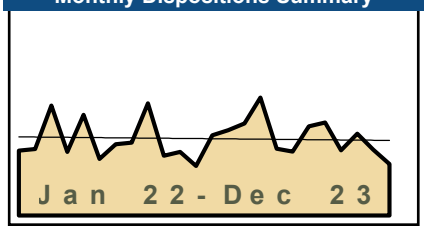

Jan --- Dec Dispositions

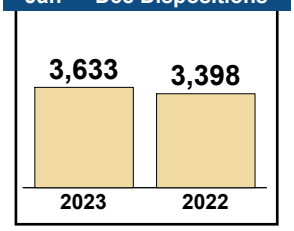

Dispositions by Division

Divisions		Jan	Feb	Mar	Apr	May	Jun	Jul	Aug	Sep	Oct	Nov	Dec	Thru Dec	% Change	Total
Total	2023	306	325	351	450	255	244	340	355	248	312	251	196	3,633	7%	3,633
	2022	247	253	419	242	384	216	272	278	427	228	243	189	3,398	▲	3,398
Civil	2023	19	24	18	20	16	19	16	46	17	10	14	5	224	59%	224
	2022	21	7	23	15	13	14	11	10	7	11	2	7	141	▲	141
Criminal	2023	201	197	241	338	170	186	243	231	173	221	192	133	2,526	-2%	2,526
	2022	151	191	312	183	330	141	206	213	355	171	186	126	2,565	▼	2,565
Concealed Handgun Permits	2023	74	97	74	77	57	33	71	52	47	69	36	48	735	30%	735
	2022	52	41	66	39	30	57	47	51	52	31	51	50	567	▲	567
Miscellaneous/ Other	2023	12	7	18	15	12	6	10	26	11	12	9	10	148	18%	148
	2022	23	14	18	5	11	4	8	4	13	15	4	6	125	▲	125

Dispositions by Case Category

Case Categories		Jan	Feb	Mar	Apr	May	Jun	Jul	Aug	Sep	Oct	Nov	Dec	Thru Dec	% Change	Total
Aggravated Murder	2023	-	-	-	-	-	-	2	-	-	-	-	1	3	-63%	3
	2022	2	-	4	-	-	1	-	-	-	1	-	-	8	▼	8
Contested Divorce	2023	4	4	2	2	2	3	3	4	-	1	1	1	27	29%	27
	2022	4	-	3	2	2	4	2	2	1	1	-	-	21	▲	21
Domestic and Family - Level 1	2023	-	7	-	-	-	2	1	15	-	-	1	1	27	2,600%	27
	2022	-	-	-	-	-	-	-	-	-	1	-	-	1	▲	1
Domestic and Family - Level 2	2023	3	-	-	2	4	2	5	3	2	1	2	-	24	243%	24
	2022	-	-	1	-	4	-	1	1	-	-	-	-	7	▲	7
Felonies and Related Matters	2023	141	132	167	282	132	135	175	168	116	162	157	98	1,865	-1%	1,865
	2022	104	138	218	140	240	97	147	172	290	116	131	91	1,884	▼	1,884
General Civil - Level 1	2023	1	-	-	-	-	-	-	1	-	-	-	-	2	-33%	2
	2022	2	-	-	1	-	-	-	-	-	-	-	-	3	▼	3
General Civil - Level 2	2023	2	4	7	6	1	1	1	10	8	4	5	2	51	31%	51
	2022	7	3	10	3	1	2	-	3	2	5	1	2	39	▲	39
General Civil - Level 3	2023	2	9	8	3	4	5	3	8	6	1	2	2	53	56%	53
	2022	7	2	6	1	1	3	2	1	2	5	-	4	34	▲	34
Miscellaneous Civil	2023	83	101	85	86	67	38	81	61	54	79	43	53	831	29%	831
	2022	64	51	74	42	41	59	52	54	63	38	53	54	645	▲	645
Misdemeanor	2023	55	61	69	54	33	46	64	60	51	55	34	33	615	-5%	615
	2022	42	49	88	42	86	39	58	37	62	53	53	35	644	▼	644
Other	2023	-	-	-	-	1	-	-	7	-	-	-	-	8	100%	8
	2022	1	-	-	1	-	-	-	1	-	1	-	-	4	▲	4
Other Criminally Related Matters	2023	6	4	5	2	5	6	3	3	6	4	1	2	47	52%	47
	2022	3	4	3	1	4	4	1	4	3	1	3	-	31	▲	31
Probates/Wills & Trusts - Level 2	2023	3	-	1	-	-	-	1	3	1	1	2	1	13	-19%	13
	2022	3	2	3	3	-	-	3	-	1	-	-	1	16	▼	16
Uncontested Divorce	2023	6	3	7	13	6	6	1	12	4	4	3	2	67	10%	67
	2022	8	4	9	6	5	7	6	3	3	6	2	2	61	▲	61

This report reflects data in the case management system. Numbers will update accordingly as reports are refreshed and posted.

PLN-CCMS-10.11 CASELOAD STATISTICS OF THE CIRCUIT COURTS

Wise

January 2022 -- December 2023 Dispositions

Alexandria and Fairfax Circuit are not Included in State Totals

Dashboard

Court: Wise Circuit
Start/End Date: Jan-22 / Dec-23
2022 Average Month: 320
Jan-Dec 2022: 3,835
Dispositions Trending: ↔

Circuit/Court ID: 30 230195
Type of Case: Dispositions
2023 Average Month:318
Jan-Dec 2023 : 3,819
Overall AVG. Month: 319

Monthly Dispositions Summary

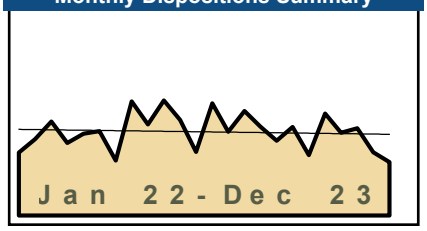

Jan --- Dec Dispositions

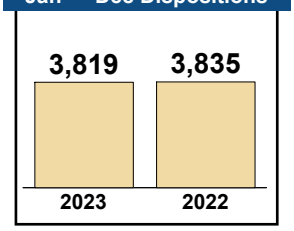

Dispositions by Division

Divisions		Jan	Feb	Mar	Apr	May	Jun	Jul	Aug	Sep	Oct	Nov	Dec	Thru Dec	% Change	Total
Total	2023	428	319	398	339	285	338	230	389	315	333	241	204	3,819	0%	3,819
	2022	240	291	358	276	312	321	210	435	347	439	364	242	3,835	▼	3,835
Civil	2023	34	34	36	33	49	20	31	41	54	33	30	15	410	-15%	410
	2022	41	17	40	71	59	45	32	42	29	29	55	20	480	▼	480
Criminal	2023	259	163	191	193	129	172	137	205	142	195	125	144	2,055	-10%	2,055
	2022	128	239	189	127	164	195	117	269	223	316	189	121	2,277	▼	2,277
Concealed Handgun Permits	2023	120	98	143	89	85	120	46	103	74	76	54	37	1,045	26%	1,045
	2022	59	19	110	69	40	65	45	99	78	76	87	82	829	▲	829
Miscellaneous/ Other	2023	15	24	28	24	22	26	16	40	45	29	32	8	309	24%	309
	2022	12	16	19	9	49	16	16	25	17	18	33	19	249	▲	249

Dispositions by Case Category

Case Categories		Jan	Feb	Mar	Apr	May	Jun	Jul	Aug	Sep	Oct	Nov	Dec	Thru Dec	% Change	Total
Administrative Law	2023	-	-	-	-	-	-	-	-	-	2	-	-	2	-50%	2
	2022	1	-	2	-	-	-	-	-	-	-	1	-	4	▼	4
Aggravated Murder	2023	2	-	-	-	-	-	1	1	-	-	-	-	4	-20%	4
	2022	-	1	-	-	-	-	-	-	4	-	-	-	5	▼	5
Contested Divorce	2023	7	3	9	3	12	2	6	6	3	3	5	1	60	-12%	60
	2022	5	-	7	9	11	6	4	6	7	4	6	3	68	▼	68
Domestic and Family - Level 1	2023	2	12	3	11	4	10	4	10	6	4	2	1	69	-30%	69
	2022	9	3	2	28	7	4	5	12	6	5	11	6	98	▼	98
Domestic and Family - Level 2	2023	1	2	3	4	7	2	3	8	5	4	3	3	45	22%	45
	2022	2	1	8	3	4	2	4	4	-	4	3	2	37	▲	37
Felonies and Related Matters	2023	209	108	154	144	91	133	105	134	105	145	90	109	1,527	-8%	1,527
	2022	96	166	121	89	118	122	85	205	166	272	141	79	1,660	▼	1,660
General Civil - Level 1	2023	-	1	5	-	1	1	-	1	3	2	-	1	15	7%	15
	2022	1	1	-	1	3	-	1	4	1	2	-	-	14	▲	14
General Civil - Level 2	2023	5	4	9	1	8	3	3	8	20	11	7	1	80	25%	80
	2022	2	2	2	6	13	4	5	4	3	5	13	5	64	▲	64
General Civil - Level 3	2023	3	10	5	5	7	6	5	10	9	4	4	1	69	8%	69
	2022	8	5	4	3	10	8	1	4	8	4	8	1	64	▲	64
Miscellaneous Civil	2023	131	114	156	107	100	137	58	124	100	94	76	44	1,241	23%	1,241
	2022	67	30	124	75	74	79	62	113	91	85	110	96	1,006	▲	1,006
Misdemeanor	2023	43	51	35	44	33	35	28	62	32	48	33	29	473	-17%	473
	2022	31	70	61	35	44	62	31	61	50	43	44	36	568	▼	568
Other	2023	1	-	-	3	1	-	-	3	1	3	-	-	12	-14%	12
	2022	2	1	2	2	1	-	-	2	-	2	1	1	14	▼	14
Other Criminally Related Matters	2023	6	4	3	5	5	4	4	8	5	2	2	6	54	10%	54
	2022	2	2	7	4	2	11	1	3	3	2	5	7	49	▲	49
Probates/Wills & Trusts - Level 1	2023	-	-	-	-	-	-	-	1	-	-	-	-	1	1	1
	2022	-	-	-	-	-	-	-	-	-	-	-	-	0	↔	0
Probates/Wills & Trusts - Level 2	2023	6	2	3	3	3	1	-	2	6	1	3	-	30	50%	30
	2022	1	1	3	2	1	4	2	1	1	1	3	-	20	▲	20
Uncontested Divorce	2023	12	8	13	9	13	4	13	11	20	10	16	8	137	-16%	137
	2022	13	8	15	19	24	19	9	16	7	10	18	6	164	▼	164

This report reflects data in the case management system. Numbers will update accordingly as reports are refreshed and posted.

PLN-CCMS-10.11 CASELOAD STATISTICS OF THE CIRCUIT COURTS

Prince William

January 2022 -- December 2023 Dispositions

Alexandria and Fairfax Circuit are not Included in State Totals

Dashboard

Court: Prince William Circuit
Start/End Date: Jan-22 / Dec-23
2022 Average Month: 1,680
Jan-Dec 2022: 20,160
Dispositions Trending: ▼

Circuit/Court ID: 31 231153
Type of Case: Dispositions
2023 Average Month:1,439
Jan-Dec 2023 : 17,263
Overall AVG. Month: 1,559

Monthly Dispositions Summary

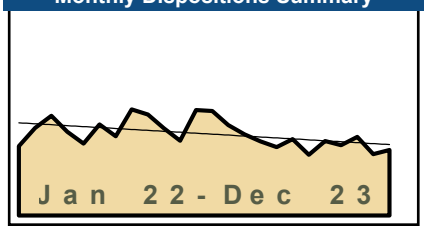

Jan --- Dec Dispositions

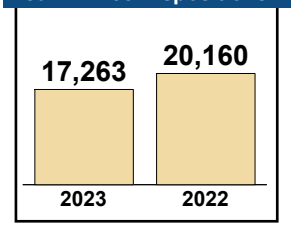

Dispositions by Division

Divisions		Jan	Feb	Mar	Apr	May	Jun	Jul	Aug	Sep	Oct	Nov	Dec	Thru Dec	% Change	Total
Total	2023	1,990	1,722	1,547	1,411	1,303	1,456	1,155	1,422	1,339	1,501	1,167	1,250	17,263	-14%	17,263
	2022	1,321	1,671	1,902	1,596	1,373	1,736	1,510	2,025	1,925	1,665	1,425	2,011	20,160	▼	20,160
Civil	2023	197	171	242	165	223	198	206	197	232	241	136	259	2,467	-1%	2,467
	2022	140	208	262	178	193	221	244	176	243	253	178	206	2,502	▼	2,502
Criminal	2023	247	360	348	338	272	388	344	331	388	319	267	301	3,903	-8%	3,903
	2022	356	359	418	321	324	420	359	302	410	292	293	379	4,233	▼	4,233
Concealed Handgun Permits	2023	634	655	637	620	491	588	329	587	400	611	533	416	6,501	6%	6,501
	2022	444	462	638	392	472	599	390	712	557	520	424	502	6,112	▲	6,112
Miscellaneous/ Other	2023	912	536	320	288	317	282	276	307	319	330	231	274	4,392	-40%	4,392
	2022	381	642	584	705	384	496	517	835	715	600	530	924	7,313	▼	7,313

Dispositions by Case Category

Case Categories		Jan	Feb	Mar	Apr	May	Jun	Jul	Aug	Sep	Oct	Nov	Dec	Thru Dec	% Change	Total
Administrative Law	2023	1	1	1	-	-	1	1	1	1	1	1	2	11	-8%	11
	2022	-	-	-	-	2	4	2	1	1	1	1	-	12	▼	12
Aggravated Murder	2023	-	-	-	-	-	-	-	-	-	3	-	-	3	-40%	3
	2022	2	-	-	-	1	-	-	-	2	-	-	-	5	▼	5
Contested Divorce	2023	26	29	26	25	21	32	24	26	31	22	16	42	320	1%	320
	2022	19	24	38	15	37	23	38	14	20	34	19	36	317	▲	317
Domestic and Family - Level 1	2023	20	20	26	9	19	10	29	15	9	24	15	9	205	21%	205
	2022	13	14	16	12	6	18	18	11	14	17	13	17	169	▲	169
Domestic and Family - Level 2	2023	12	11	15	5	4	13	9	5	36	43	8	63	224	24%	224
	2022	6	8	14	7	8	8	7	11	35	51	13	12	180	▲	180
Felonies and Related Matters	2023	119	192	137	149	119	211	139	143	148	166	119	129	1,771	-9%	1,771
	2022	179	168	165	141	126	198	183	133	225	154	127	139	1,938	▼	1,938
General Civil - Level 1	2023	3	-	2	1	2	5	2	2	1	2	2	2	24	-29%	24
	2022	1	2	5	1	2	1	3	5	4	3	5	2	34	▼	34
General Civil - Level 2	2023	55	43	51	41	105	45	41	72	52	46	34	50	635	-23%	635
	2022	56	82	86	68	59	88	75	51	86	67	63	40	821	▼	821
General Civil - Level 3	2023	26	10	28	13	11	22	16	15	24	26	17	18	226	6%	226
	2022	9	20	19	22	19	6	26	20	22	18	15	17	213	▲	213
Miscellaneous Civil	2023	813	808	843	782	688	756	505	772	610	812	676	597	8,662	4%	8,662
	2022	565	615	826	606	614	802	600	946	781	692	568	721	8,336	▲	8,336
Misdemeanor	2023	70	95	100	119	66	90	66	87	106	79	61	70	1,009	-10%	1,009
	2022	56	97	93	105	65	115	90	104	91	55	106	138	1,115	▼	1,115
Other	2023	721	371	97	115	103	97	93	94	96	115	74	78	2,054	-58%	2,054
	2022	240	468	381	476	220	278	290	577	466	400	367	678	4,841	▼	4,841
Other Criminally Related Matters	2023	61	73	114	70	92	90	146	107	141	76	87	104	1,161	-4%	1,161
	2022	119	95	162	75	133	107	86	73	96	84	66	110	1,206	▼	1,206
Probates/Wills & Trusts - Level 1	2023	-	-	-	-	2	2	1	3	1	3	-	-	12	71%	12
	2022	-	-	-	2	-	2	1	-	-	1	1	-	7	▲	7
Probates/Wills & Trusts - Level 2	2023	7	9	14	13	10	15	15	13	8	10	1	13	128	4%	128
	2022	9	12	10	13	10	9	8	15	8	7	10	12	123	▲	123
Uncontested Divorce	2023	56	60	93	69	61	67	68	67	75	73	56	73	818	-3%	818
	2022	47	66	87	53	71	77	83	64	74	81	51	89	843	▼	843

This report reflects data in the case management system. Numbers will update accordingly as reports are refreshed and posted.