


Dashboard		Monthly Filings Summary		Jan --- Jan Filings					
<p>Court: Virginia Circuit Start/End Date: Jan-23 / Jan-24 2023 Average Month: 37,686 Jan-Jan 2023: 42,929 Filings Trending: ▼</p>	<p>Circuit/Court ID: 0 200999 Type of Case: Filings 2024 Average Month: 38,017 Jan-Jan 2024 : 38,017 Overall AVG. Month: 37,711</p>	 <p>Jan 23 - Jan 24</p>		<table border="1" style="margin: auto;"> <tr> <td style="text-align: center; width: 50px;">38,017</td> <td style="text-align: center; width: 50px;">42,929</td> </tr> <tr> <td style="text-align: center;">2024</td> <td style="text-align: center;">2023</td> </tr> </table>		38,017	42,929	2024	2023
38,017	42,929								
2024	2023								

Filings by Division																
Divisions		Jan	Feb	Mar	Apr	May	Jun	Jul	Aug	Sep	Oct	Nov	Dec	Thru Jan	% Change	Total
Total	2024	38,017	-	-	-	-	-	-	-	-	-	-	-	38,017	-11%	38,017
	2023	42,929	38,531	46,044	35,441	39,811	36,355	33,607	38,169	35,481	38,097	33,513	34,251	42,929	▼	452,229
Civil	2024	4,981	-	-	-	-	-	-	-	-	-	-	-	4,981	-2%	4,981
	2023	5,072	5,206	6,326	5,135	6,126	5,521	4,983	5,987	5,235	5,476	4,864	4,579	5,072	▼	64,510
Criminal	2024	13,551	-	-	-	-	-	-	-	-	-	-	-	13,551	-7%	13,551
	2023	14,598	13,102	15,858	12,583	14,435	14,453	13,215	14,894	14,322	15,066	13,010	12,299	14,598	▼	167,835
Concealed Handgun Permits	2024	10,374	-	-	-	-	-	-	-	-	-	-	-	10,374	-22%	10,374
	2023	13,249	11,908	13,568	9,917	9,802	8,497	8,017	8,486	7,808	9,489	8,680	7,981	13,249	▼	117,402
Miscellaneous/ Other	2024	8,992	-	-	-	-	-	-	-	-	-	-	-	8,992	-10%	8,992
	2023	9,949	8,269	10,223	7,755	9,389	7,829	7,332	8,724	8,057	8,010	6,906	9,329	9,949	▼	101,772
Others	2024	119	-	-	-	-	-	-	-	-	-	-	-	119	95%	119
	2023	61	46	69	51	59	55	60	78	59	56	53	63	61	▲	710

Filings by Case Category																
Case Categories		Jan	Feb	Mar	Apr	May	Jun	Jul	Aug	Sep	Oct	Nov	Dec	Thru Jan	% Change	Total
Administrative Law	2024	33	-	-	-	-	-	-	-	-	-	-	-	33	-11%	33
	2023	37	33	46	31	39	35	26	52	44	45	30	27	37	▼	445
Capital Murder	2024	17	-	-	-	-	-	-	-	-	-	-	-	17	21%	17
	2023	14	6	12	15	17	4	17	10	12	10	4	9	14	▲	130
Contested Divorce	2024	595	-	-	-	-	-	-	-	-	-	-	-	595	-2%	595
	2023	609	606	800	604	677	603	558	663	609	570	514	504	609	▼	7,317
Domestic and Family - Level 1	2024	572	-	-	-	-	-	-	-	-	-	-	-	572	-9%	572
	2023	632	632	841	629	708	710	591	807	701	741	525	603	632	▼	8,120
Domestic and Family - Level 2	2024	347	-	-	-	-	-	-	-	-	-	-	-	347	15%	347
	2023	302	316	376	305	387	316	294	370	314	335	342	290	302	▲	3,947
Felonies and Related Matters	2024	9,161	-	-	-	-	-	-	-	-	-	-	-	9,161	-8%	9,161
	2023	9,907	8,847	10,643	8,484	9,592	9,479	8,841	9,842	9,474	9,912	8,557	8,108	9,907	▼	111,686
General Civil - Level 1	2024	61	-	-	-	-	-	-	-	-	-	-	-	61	-12%	61
	2023	69	70	80	78	105	83	66	76	66	77	61	70	69	▼	901
General Civil - Level 2	2024	1,176	-	-	-	-	-	-	-	-	-	-	-	1,176	19%	1,176
	2023	986	1,153	1,308	1,081	1,464	1,184	1,033	1,484	1,227	1,304	1,095	995	986	▲	14,314
General Civil - Level 3	2024	1,014	-	-	-	-	-	-	-	-	-	-	-	1,014	-7%	1,014
	2023	1,089	841	1,045	887	1,226	976	898	1,001	917	928	884	919	1,089	▼	11,611
Miscellaneous Civil	2024	14,305	-	-	-	-	-	-	-	-	-	-	-	14,305	-20%	14,305
	2023	17,865	15,735	18,854	13,647	14,202	11,999	11,407	12,407	11,870	13,171	11,952	11,356	17,865	▼	164,465
Misdemeanor	2024	3,461	-	-	-	-	-	-	-	-	-	-	-	3,461	-6%	3,461
	2023	3,679	3,285	4,025	3,022	3,759	3,642	3,240	3,800	3,660	3,892	3,417	3,151	3,679	▼	42,572
Other	2024	4,665	-	-	-	-	-	-	-	-	-	-	-	4,665	-6%	4,665
	2023	4,989	4,270	4,540	3,816	4,528	4,139	3,752	4,425	3,674	4,082	3,483	5,648	4,989	▼	51,346
Other Criminally Related Matters	2024	1,015	-	-	-	-	-	-	-	-	-	-	-	1,015	-5%	1,015
	2023	1,067	1,045	1,318	1,151	1,187	1,430	1,203	1,367	1,270	1,339	1,124	1,112	1,067	▼	14,613
Probates/Wills & Trusts - Level 1	2024	35	-	-	-	-	-	-	-	-	-	-	-	35	30%	35
	2023	27	30	27	19	27	47	36	31	44	28	13	22	27	▲	351
Probates/Wills & Trusts - Level 2	2024	249	-	-	-	-	-	-	-	-	-	-	-	249	-1%	249
	2023	252	251	335	236	317	253	234	272	231	248	239	223	252	▼	3,091
Protective Orders	2024	14	-	-	-	-	-	-	-	-	-	-	-	14	-22%	14
	2023	18	25	37	11	25	16	15	26	21	27	27	25	18	▼	273
Uncontested Divorce	2024	1,297	-	-	-	-	-	-	-	-	-	-	-	1,297	-6%	1,297
	2023	1,387	1,386	1,757	1,425	1,551	1,439	1,396	1,536	1,347	1,388	1,246	1,189	1,387	▼	17,047

PLN-CCMS-10.01 CASELOAD STATISTICS OF THE CIRCUIT COURTS

Chesapeake

January 2023 -- January 2024 Filings

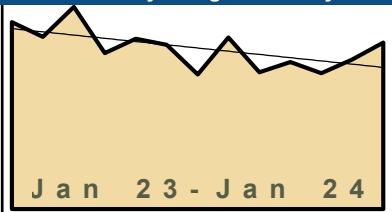
Alexandria and Fairfax Circuit are not Included in State Totals

Dashboard

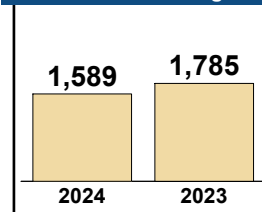
Court: Chesapeake Circuit
Start/End Date: Jan-23 / Jan-24
2023 Average Month: 1,534
Jan-Jan 2023: 1,785
Filings Trending: ▼

Circuit/Court ID: 1 201550
Type of Case: Filings
2024 Average Month: 1,589
Jan-Jan 2024 : 1,589
Overall AVG. Month: 1,538

Monthly Filings Summary



Jan --- Jan Filings



Filings by Division

Divisions		Jan	Feb	Mar	Apr	May	Jun	Jul	Aug	Sep	Oct	Nov	Dec	Thru Jan	% Change	Total
Total	2024	1,589	-	-	-	-	-	-	-	-	-	-	-	1,589	-11%	1,589
	2023	1,785	1,644	1,931	1,490	1,625	1,568	1,286	1,638	1,306	1,403	1,297	1,429	1,785	▼	18,402
Civil	2024	184	-	-	-	-	-	-	-	-	-	-	-	184	-22%	184
	2023	236	238	276	209	239	229	184	252	213	236	193	210	236	▼	2,715
Criminal	2024	603	-	-	-	-	-	-	-	-	-	-	-	603	-1%	603
	2023	609	611	746	556	603	659	452	636	511	511	525	575	609	▼	6,994
Concealed Handgun Permits	2024	387	-	-	-	-	-	-	-	-	-	-	-	387	-21%	387
	2023	488	402	479	340	339	301	282	258	245	319	304	289	488	▼	4,046
Miscellaneous/Other	2024	415	-	-	-	-	-	-	-	-	-	-	-	415	-8%	415
	2023	450	393	429	385	443	378	366	490	337	336	274	355	450	▼	4,636
Others	2024	-	-	-	-	-	-	-	-	-	-	-	-	0	-100%	0
	2023	2	-	1	-	1	1	2	2	-	1	1	-	2	▼	11

Filings by Case Category

Case Categories		Jan	Feb	Mar	Apr	May	Jun	Jul	Aug	Sep	Oct	Nov	Dec	Thru Jan	% Change	Total
Administrative Law	2024	1	-	-	-	-	-	-	-	-	-	-	-	1	0%	1
	2023	1	-	4	-	1	1	1	4	-	1	2	-	1	↔	15
Capital Murder	2024	-	-	-	-	-	-	-	-	-	-	-	-	0	0	0
	2023	-	-	2	1	-	-	1	-	-	-	1	-	0	↔	5
Contested Divorce	2024	29	-	-	-	-	-	-	-	-	-	-	-	29	-3%	29
	2023	30	40	48	38	40	35	26	43	39	37	31	35	30	▼	442
Domestic and Family - Level 1	2024	31	-	-	-	-	-	-	-	-	-	-	-	31	107%	31
	2023	15	62	39	14	38	46	20	34	37	33	22	48	15	▲	408
Domestic and Family - Level 2	2024	9	-	-	-	-	-	-	-	-	-	-	-	9	13%	9
	2023	8	8	12	9	8	10	12	11	6	11	13	6	8	▲	114
Felonies and Related Matters	2024	436	-	-	-	-	-	-	-	-	-	-	-	436	2%	436
	2023	429	416	532	397	458	470	288	431	341	366	371	433	429	▲	4,932
General Civil - Level 1	2024	-	-	-	-	-	-	-	-	-	-	-	-	0	-100%	0
	2023	2	3	3	3	3	3	-	3	1	-	-	2	2	▼	23
General Civil - Level 2	2024	20	-	-	-	-	-	-	-	-	-	-	-	20	-49%	20
	2023	39	30	39	30	45	36	37	120	35	33	38	34	39	▼	516
General Civil - Level 3	2024	12	-	-	-	-	-	-	-	-	-	-	-	12	-71%	12
	2023	41	15	15	18	15	16	8	61	11	15	12	13	41	▼	240
Miscellaneous Civil	2024	492	-	-	-	-	-	-	-	-	-	-	-	492	-20%	492
	2023	615	535	633	476	419	395	386	354	338	409	393	393	615	▼	5,346
Misdemeanor	2024	131	-	-	-	-	-	-	-	-	-	-	-	131	-11%	131
	2023	147	160	171	141	116	153	142	163	142	119	114	111	147	▼	1,679
Other	2024	304	-	-	-	-	-	-	-	-	-	-	-	304	-1%	304
	2023	308	251	265	238	338	279	253	259	243	247	184	246	308	▼	3,111
Other Criminally Related Matters	2024	36	-	-	-	-	-	-	-	-	-	-	-	36	6%	36
	2023	34	38	43	23	31	41	23	43	30	35	39	31	34	▲	411
Probates/Wills & Trusts - Level 1	2024	2	-	-	-	-	-	-	-	-	-	-	-	2	-33%	2
	2023	3	3	1	2	2	4	1	2	5	3	-	-	3	▼	26
Probates/Wills & Trusts - Level 2	2024	13	-	-	-	-	-	-	-	-	-	-	-	13	18%	13
	2023	11	10	17	8	9	9	5	14	7	6	16	5	11	▲	117
Uncontested Divorce	2024	73	-	-	-	-	-	-	-	-	-	-	-	73	-28%	73
	2023	102	73	107	92	102	70	83	96	71	88	61	72	102	▼	1,017

This report reflects data in the case management system. Numbers will update accordingly as reports are refreshed and posted.

PLN-CCMS-10.01 CASELOAD STATISTICS OF THE CIRCUIT COURTS

Accomack

January 2023 -- January 2024 Filings


Alexandria and Fairfax Circuit are not Included in State Totals

Dashboard

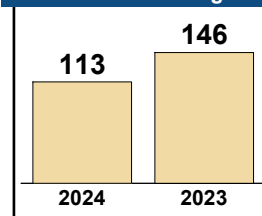
Court: Accomack Circuit
Start/End Date: Jan-23 / Jan-24
2023 Average Month: 152
Jan-Jan 2023: 146
Filings Trending: ▼

Circuit/Court ID: 2 202001
Type of Case: Filings
2024 Average Month: 113
Jan-Jan 2024 : 113
Overall AVG. Month: 149

Monthly Filings Summary



Jan --- Jan Filings



Filings by Division

Divisions		Jan	Feb	Mar	Apr	May	Jun	Jul	Aug	Sep	Oct	Nov	Dec	Thru Jan	% Change	Total
Total	2024	113	-	-	-	-	-	-	-	-	-	-	-	113	-23%	113
	2023	146	221	136	199	191	131	107	200	99	171	101	127	146	▼	1,829
Civil	2024	19	-	-	-	-	-	-	-	-	-	-	-	19	36%	19
	2023	14	12	25	22	20	7	11	17	17	20	21	6	14	▲	192
Criminal	2024	31	-	-	-	-	-	-	-	-	-	-	-	31	19%	31
	2023	26	92	17	96	81	60	24	121	29	73	8	63	26	▲	690
Concealed Handgun Permits	2024	51	-	-	-	-	-	-	-	-	-	-	-	51	-30%	51
	2023	73	74	69	52	53	38	35	38	29	70	52	34	73	▼	617
Miscellaneous/ Other	2024	12	-	-	-	-	-	-	-	-	-	-	-	12	-64%	12
	2023	33	43	25	29	37	26	37	24	24	8	20	24	33	▼	330

Filings by Case Category

Case Categories		Jan	Feb	Mar	Apr	May	Jun	Jul	Aug	Sep	Oct	Nov	Dec	Thru Jan	% Change	Total
Administrative Law	2024	-	-	-	-	-	-	-	-	-	-	-	-	0	0	0
	2023	-	1	-	-	1	-	-	-	-	1	-	-	0	↔	3
Capital Murder	2024	-	-	-	-	-	-	-	-	-	-	-	-	0	0	0
	2023	-	-	-	-	-	-	-	2	-	-	-	-	0	↔	2
Contested Divorce	2024	2	-	-	-	-	-	-	-	-	-	-	-	2	-33%	2
	2023	3	3	5	3	2	1	1	5	3	2	-	-	3	▼	28
Domestic and Family - Level 1	2024	1	-	-	-	-	-	-	-	-	-	-	-	1	1	1
	2023	-	-	2	3	2	-	2	-	2	-	2	-	0	↔	13
Domestic and Family - Level 2	2024	-	-	-	-	-	-	-	-	-	-	-	-	0	0	0
	2023	-	-	1	1	-	1	2	-	-	-	-	-	0	↔	5
Felonies and Related Matters	2024	18	-	-	-	-	-	-	-	-	-	-	-	18	6%	18
	2023	17	69	12	54	68	42	14	48	12	43	7	40	17	▲	426
General Civil - Level 1	2024	1	-	-	-	-	-	-	-	-	-	-	-	1	1	1
	2023	-	-	-	-	-	1	-	2	2	-	1	1	0	↔	7
General Civil - Level 2	2024	3	-	-	-	-	-	-	-	-	-	-	-	3	-40%	3
	2023	5	2	4	2	4	2	3	8	6	1	7	10	5	▼	54
General Civil - Level 3	2024	12	-	-	-	-	-	-	-	-	-	-	-	12	300%	12
	2023	3	4	12	4	10	-	3	5	4	8	12	7	3	▲	72
Miscellaneous Civil	2024	59	-	-	-	-	-	-	-	-	-	-	-	59	-33%	59
	2023	88	89	82	62	64	47	49	46	36	78	61	43	88	▼	745
Misdemeanor	2024	10	-	-	-	-	-	-	-	-	-	-	-	10	43%	10
	2023	7	21	4	40	10	14	2	69	9	25	1	18	7	▲	220
Other	2024	-	-	-	-	-	-	-	-	-	-	-	-	0	-100%	0
	2023	13	23	6	17	21	14	19	5	9	-	1	-	13	▼	128
Other Criminally Related Matters	2024	4	-	-	-	-	-	-	-	-	-	-	-	4	100%	4
	2023	2	2	2	2	3	4	8	2	9	5	-	5	2	▲	44
Probates/Wills & Trusts - Level 1	2024	-	-	-	-	-	-	-	-	-	-	-	-	0	0	0
	2023	-	1	-	-	-	-	-	-	-	-	-	-	0	↔	1
Probates/Wills & Trusts - Level 2	2024	-	-	-	-	-	-	-	-	-	-	-	-	0	0	0
	2023	-	-	1	-	-	-	-	1	-	1	-	-	0	↔	3
Protective Orders	2024	-	-	-	-	-	-	-	-	-	-	-	-	0	-100%	0
	2023	1	-	1	1	-	-	-	-	-	-	-	-	1	▼	3
Uncontested Divorce	2024	3	-	-	-	-	-	-	-	-	-	-	-	3	-57%	3
	2023	7	6	4	10	6	5	4	7	7	7	9	3	7	▼	75

This report reflects data in the case management system. Numbers will update accordingly as reports are refreshed and posted.

PLN-CCMS-10.01 CASELOAD STATISTICS OF THE CIRCUIT COURTS

Northampton

January 2023 -- January 2024 Filings


Alexandria and Fairfax Circuit are not Included in State Totals

Dashboard

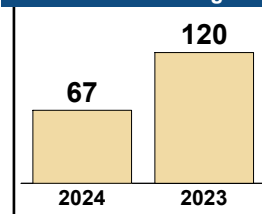
Court: Northampton Circuit
Start/End Date: Jan-23 / Jan-24
2023 Average Month: 112
Jan-Jan 2023: 120
Filings Trending: ▼

Circuit/Court ID: 2 202131
Type of Case: Filings
2024 Average Month: 67
Jan-Jan 2024 : 67
Overall AVG. Month: 108

Monthly Filings Summary



Jan --- Jan Filings



Filings by Division

Divisions	Jan	Feb	Mar	Apr	May	Jun	Jul	Aug	Sep	Oct	Nov	Dec	Thru Jan	% Change	Total
Total	67	-	-	-	-	-	-	-	-	-	-	-	67	-44%	67
2023	120	138	85	73	127	95	80	155	148	159	107	55	120	▼	1,342
Civil	2	-	-	-	-	-	-	-	-	-	-	-	2	-33%	2
2023	3	8	6	10	5	7	13	33	22	20	5	2	3	▼	134
Criminal	35	-	-	-	-	-	-	-	-	-	-	-	35	-59%	35
2023	86	108	57	34	110	69	48	92	108	101	76	40	86	▼	929
Concealed Handgun Permits	19	-	-	-	-	-	-	-	-	-	-	-	19	-24%	19
2023	25	15	13	26	10	14	12	19	12	31	17	11	25	▼	205
Miscellaneous/Other	11	-	-	-	-	-	-	-	-	-	-	-	11	83%	11
2023	6	7	9	3	2	5	7	11	6	7	9	2	6	▲	74

Filings by Case Category

Case Categories	Jan	Feb	Mar	Apr	May	Jun	Jul	Aug	Sep	Oct	Nov	Dec	Thru Jan	% Change	Total
Administrative Law	1	-	-	-	-	-	-	-	-	-	-	-	1	1	1
2023	-	1	-	-	-	-	-	-	-	-	-	1	0	↔	2
Capital Murder	-	-	-	-	-	-	-	-	-	-	-	-	0	-100%	0
2023	2	-	-	-	-	-	-	-	-	-	-	-	2	▼	2
Contested Divorce	-	-	-	-	-	-	-	-	-	-	-	-	0	-100%	0
2023	1	2	-	1	-	2	-	-	2	-	-	-	1	▼	8
Domestic and Family - Level 1	1	-	-	-	-	-	-	-	-	-	-	-	1	1	1
2023	-	-	-	1	1	1	-	-	2	1	1	-	0	↔	7
Domestic and Family - Level 2	-	-	-	-	-	-	-	-	-	-	-	-	0	0	0
2023	-	-	-	-	1	1	-	-	-	1	1	-	0	↔	4
Felonies and Related Matters	12	-	-	-	-	-	-	-	-	-	-	-	12	-78%	12
2023	55	60	26	9	69	28	14	35	28	44	33	14	55	▼	415
General Civil - Level 2	-	-	-	-	-	-	-	-	-	-	-	-	0	-100%	0
2023	1	3	2	3	3	2	5	35	11	19	2	1	1	▼	87
General Civil - Level 3	-	-	-	-	-	-	-	-	-	-	-	-	0	-100%	0
2023	1	-	1	3	-	-	4	-	6	1	1	-	1	▼	17
Miscellaneous Civil	24	-	-	-	-	-	-	-	-	-	-	-	24	-23%	24
2023	31	22	21	29	11	18	18	27	16	35	26	13	31	▼	267
Misdemeanor	13	-	-	-	-	-	-	-	-	-	-	-	13	-43%	13
2023	23	43	24	16	31	35	26	50	56	44	37	22	23	▼	407
Other	5	-	-	-	-	-	-	-	-	-	-	-	5	5	5
2023	-	-	1	-	-	-	-	-	1	-	-	-	0	↔	2
Other Criminally Related Matters	10	-	-	-	-	-	-	-	-	-	-	-	10	67%	10
2023	6	6	8	9	10	6	8	8	24	13	6	4	6	▲	108
Probates/Wills & Trusts - Level 2	-	-	-	-	-	-	-	-	-	-	-	-	0	0	0
2023	-	-	-	1	1	-	-	-	-	-	-	-	0	↔	2
Uncontested Divorce	1	-	-	-	-	-	-	-	-	-	-	-	1	1	1
2023	-	1	2	1	-	2	5	-	2	1	-	-	0	↔	14

PLN-CCMS-10.01 CASELOAD STATISTICS OF THE CIRCUIT COURTS

Virginia Beach

January 2023 -- January 2024 Filings


Alexandria and Fairfax Circuit are not Included in State Totals

Dashboard

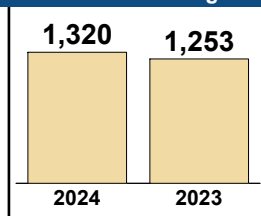
Court: Virginia Beach Circuit
Start/End Date: Jan-23 / Jan-24
2023 Average Month: 1,330
Jan-Jan 2023: 1,253
Filings Trending: ▲

Circuit/Court ID: 2 202810
Type of Case: Filings
2024 Average Month: 1,320
Jan-Jan 2024 : 1,320
Overall AVG. Month: 1,329

Monthly Filings Summary



Jan --- Jan Filings




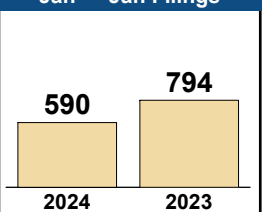
Filings by Division

Divisions		Jan	Feb	Mar	Apr	May	Jun	Jul	Aug	Sep	Oct	Nov	Dec	Thru Jan	% Change	Total
Total	2024	1,320	-	-	-	-	-	-	-	-	-	-	-	1,320	5%	1,320
	2023	1,253	1,281	1,545	1,207	1,354	1,420	1,290	1,344	1,246	1,431	1,242	1,347	1,253	▲	15,960
Civil	2024	327	-	-	-	-	-	-	-	-	-	-	-	327	-3%	327
	2023	338	354	382	303	399	382	348	380	348	359	336	303	338	▼	4,232
Criminal	2024	618	-	-	-	-	-	-	-	-	-	-	-	618	13%	618
	2023	545	558	689	542	619	589	593	602	543	676	556	705	545	▲	7,217
Concealed Handgun Permits	2024	-	-	-	-	-	-	-	-	-	-	-	-	0	0	0
	2023	-	-	1	-	-	-	-	-	-	-	-	-	0	↔	1
Miscellaneous/ Other	2024	373	-	-	-	-	-	-	-	-	-	-	-	373	1%	373
	2023	370	369	473	361	336	448	349	361	354	393	348	338	370	▲	4,500
Others	2024	2	-	-	-	-	-	-	-	-	-	-	-	2	2	2
	2023	-	-	-	1	-	1	-	1	1	3	2	1	0	↔	10

Filings by Case Category

Case Categories		Jan	Feb	Mar	Apr	May	Jun	Jul	Aug	Sep	Oct	Nov	Dec	Thru Jan	% Change	Total
Administrative Law	2024	2	-	-	-	-	-	-	-	-	-	-	-	2	100%	2
	2023	1	1	1	1	-	-	-	-	-	-	3	3	1	▲	10
Capital Murder	2024	1	-	-	-	-	-	-	-	-	-	-	-	1	1	1
	2023	-	-	-	2	-	1	-	-	-	-	-	-	0	↔	3
Contested Divorce	2024	32	-	-	-	-	-	-	-	-	-	-	-	32	-6%	32
	2023	34	33	32	22	34	17	31	24	30	20	21	21	34	▼	319
Domestic and Family - Level 1	2024	38	-	-	-	-	-	-	-	-	-	-	-	38	19%	38
	2023	32	60	43	28	42	26	40	50	44	37	32	29	32	▲	463
Domestic and Family - Level 2	2024	24	-	-	-	-	-	-	-	-	-	-	-	24	-8%	24
	2023	26	14	24	18	14	24	19	21	12	24	17	15	26	▼	228
Felonies and Related Matters	2024	435	-	-	-	-	-	-	-	-	-	-	-	435	14%	435
	2023	383	331	382	324	340	345	385	330	300	433	324	490	383	▲	4,367
General Civil - Level 1	2024	5	-	-	-	-	-	-	-	-	-	-	-	5	150%	5
	2023	2	4	4	6	2	9	4	5	7	10	5	7	2	▲	65
General Civil - Level 2	2024	76	-	-	-	-	-	-	-	-	-	-	-	76	38%	76
	2023	55	70	82	46	72	61	64	82	79	78	53	55	55	▲	797
General Civil - Level 3	2024	97	-	-	-	-	-	-	-	-	-	-	-	97	-25%	97
	2023	129	122	126	144	157	168	112	126	119	126	139	115	129	▼	1,583
Miscellaneous Civil	2024	175	-	-	-	-	-	-	-	-	-	-	-	175	7%	175
	2023	164	173	238	174	165	206	164	163	178	172	150	155	164	▲	2,102
Misdemeanor	2024	169	-	-	-	-	-	-	-	-	-	-	-	169	17%	169
	2023	145	181	264	186	244	185	183	212	201	222	192	177	145	▲	2,392
Other	2024	172	-	-	-	-	-	-	-	-	-	-	-	172	-9%	172
	2023	189	168	209	155	155	213	168	164	148	209	192	164	189	▼	2,134
Other Criminally Related Matters	2024	21	-	-	-	-	-	-	-	-	-	-	-	21	11%	21
	2023	19	53	45	35	39	62	35	72	49	27	46	44	19	▲	526
Probates/Wills & Trusts - Level 1	2024	2	-	-	-	-	-	-	-	-	-	-	-	2	2	2
	2023	-	-	1	-	2	2	-	1	-	-	-	-	0	↔	7
Probates/Wills & Trusts - Level 2	2024	12	-	-	-	-	-	-	-	-	-	-	-	12	-8%	12
	2023	13	13	16	20	26	25	12	19	18	16	14	12	13	▼	204
Protective Orders	2024	0	-	-	-	-	-	-	-	-	-	-	-	0	-100%	0
	2023	1	-	2	1	4	-	-	-	-	4	3	-	1	▼	15
Uncontested Divorce	2024	59	-	-	-	-	-	-	-	-	-	-	-	59	-2%	59
	2023	60	58	76	45	58	76	73	75	60	53	51	60	60	▼	745

This report reflects data in the case management system. Numbers will update accordingly as reports are refreshed and posted.

Dashboard	Monthly Filings Summary	Jan --- Jan Filings
<p>Court: Portsmouth Circuit Start/End Date: Jan-23 / Jan-24 2023 Average Month: 652 Jan-Jan 2023: 794 Filings Trending: ▼</p>	<p>Circuit/Court ID: 3 203740 Type of Case: Filings 2024 Average Month:590 Jan-Jan 2024 : 590 Overall AVG. Month: 647</p>	 

Filings by Division																
Divisions		Jan	Feb	Mar	Apr	May	Jun	Jul	Aug	Sep	Oct	Nov	Dec	Thru Jan	% Change	Total
Total	2024	590	-	-	-	-	-	-	-	-	-	-	-	590	-26%	590
	2023	794	776	726	701	722	508	633	650	521	700	549	538	794	▼	7,818
Civil	2024	219	-	-	-	-	-	-	-	-	-	-	-	219	-25%	219
	2023	292	243	218	225	286	162	299	191	176	286	207	203	292	▼	2,788
Criminal	2024	94	-	-	-	-	-	-	-	-	-	-	-	94	-20%	94
	2023	117	174	99	163	188	131	129	208	132	132	93	133	117	▼	1,699
Concealed Handgun Permits	2024	120	-	-	-	-	-	-	-	-	-	-	-	120	-34%	120
	2023	183	144	149	102	115	79	86	105	78	109	81	98	183	▼	1,329
Miscellaneous/ Other	2024	157	-	-	-	-	-	-	-	-	-	-	-	157	-22%	157
	2023	201	215	260	211	132	136	119	142	134	173	168	104	201	▼	1,995
Others	2024	-	-	-	-	-	-	-	-	-	-	-	-	0	-100%	0
	2023	1	-	-	-	1	-	-	4	1	-	-	-	1	▼	7

Filings by Case Category																
Case Categories		Jan	Feb	Mar	Apr	May	Jun	Jul	Aug	Sep	Oct	Nov	Dec	Thru Jan	% Change	Total
Administrative Law	2024	-	-	-	-	-	-	-	-	-	-	-	-	0	0	0
	2023	-	1	2	-	3	-	1	1	-	1	1	-	0	↔	10
Capital Murder	2024	-	-	-	-	-	-	-	-	-	-	-	-	0	-100%	0
	2023	4	6	-	1	3	-	2	-	-	-	-	-	4	▼	16
Contested Divorce	2024	4	-	-	-	-	-	-	-	-	-	-	-	4	-50%	4
	2023	8	9	11	10	10	7	8	8	11	6	7	8	8	▼	103
Domestic and Family - Level 1	2024	12	-	-	-	-	-	-	-	-	-	-	-	12	20%	12
	2023	10	11	14	14	4	3	4	14	4	17	17	17	10	▲	129
Domestic and Family - Level 2	2024	1	-	-	-	-	-	-	-	-	-	-	-	1	1	1
	2023	-	-	2	2	2	2	1	2	7	1	2	6	0	↔	27
Felonies and Related Matters	2024	62	-	-	-	-	-	-	-	-	-	-	-	62	2%	62
	2023	61	88	40	88	107	78	79	129	66	91	49	71	61	▲	947
General Civil - Level 1	2024	-	-	-	-	-	-	-	-	-	-	-	-	0	-100%	0
	2023	1	-	3	1	1	1	1	2	1	1	-	1	1	▼	13
General Civil - Level 2	2024	13	-	-	-	-	-	-	-	-	-	-	-	13	-7%	13
	2023	14	22	24	21	20	19	14	20	15	27	18	13	14	▼	227
General Civil - Level 3	2024	153	-	-	-	-	-	-	-	-	-	-	-	153	-38%	153
	2023	246	167	131	150	229	107	246	125	125	218	146	143	246	▼	2,033
Miscellaneous Civil	2024	226	-	-	-	-	-	-	-	-	-	-	-	226	-25%	226
	2023	303	254	280	236	175	146	146	179	160	186	194	167	303	▼	2,426
Misdemeanor	2024	25	-	-	-	-	-	-	-	-	-	-	-	25	-26%	25
	2023	34	41	30	36	45	27	37	55	53	25	33	50	34	▼	466
Other	2024	44	-	-	-	-	-	-	-	-	-	-	-	44	-44%	44
	2023	79	103	119	75	72	71	56	70	52	87	52	28	79	▼	864
Other Criminally Related Matters	2024	22	-	-	-	-	-	-	-	-	-	-	-	22	22%	22
	2023	18	47	34	38	34	27	13	26	13	16	14	12	18	▲	292
Probates/Wills & Trusts - Level 1	2024	-	-	-	-	-	-	-	-	-	-	-	-	0	0	0
	2023	-	3	1	1	-	-	-	-	1	-	-	1	0	↔	7
Probates/Wills & Trusts - Level 2	2024	4	-	-	-	-	-	-	-	-	-	-	-	4	33%	4
	2023	3	3	5	6	1	2	4	3	2	3	4	2	3	▲	38
Protective Orders	2024	-	-	-	-	-	-	-	-	-	-	-	-	0	-100%	0
	2023	1	3	6	1	-	-	-	-	-	-	-	-	1	▼	11
Uncontested Divorce	2024	24	-	-	-	-	-	-	-	-	-	-	-	24	100%	24
	2023	12	18	24	21	16	18	21	16	11	21	12	19	12	▲	209

This report reflects data in the case management system. Numbers will update accordingly as reports are refreshed and posted.

PLN-CCMS-10.01 CASELOAD STATISTICS OF THE CIRCUIT COURTS

Norfolk

January 2023 -- January 2024 Filings

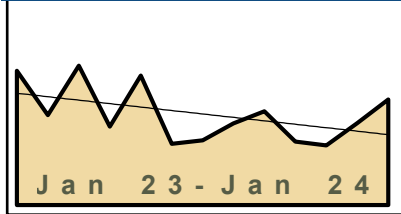
Alexandria and Fairfax Circuit are not Included in State Totals

Dashboard

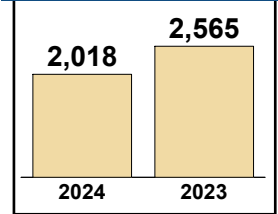
Court: Norfolk Circuit
Start/End Date: Jan-23 / Jan-24
2023 Average Month: 1,717
Jan-Jan 2023: 2,565
Filings Trending: ▼

Circuit/Court ID: 4 204710
Type of Case: Filings
2024 Average Month: 2,018
Jan-Jan 2024 : 2,018
Overall AVG. Month: 1,740

Monthly Filings Summary



Jan --- Jan Filings



Filings by Division

Divisions		Jan	Feb	Mar	Apr	May	Jun	Jul	Aug	Sep	Oct	Nov	Dec	Thru Jan	% Change	Total
Total	2024	2,018	-	-	-	-	-	-	-	-	-	-	-	2,018	-21%	2,018
	2023	2,565	1,720	2,664	1,500	2,471	1,170	1,235	1,561	1,791	1,215	1,141	1,566	2,565	▼	20,599
Civil	2024	382	-	-	-	-	-	-	-	-	-	-	-	382	-4%	382
	2023	399	410	480	382	417	433	374	464	374	407	365	353	399	▼	4,858
Criminal	2024	376	-	-	-	-	-	-	-	-	-	-	-	376	-12%	376
	2023	428	382	414	353	399	369	393	435	335	339	373	359	428	▼	4,579
Concealed Handgun Permits	2024	224	-	-	-	-	-	-	-	-	-	-	-	224	-16%	224
	2023	267	243	314	251	240	186	204	200	182	192	170	193	267	▼	2,642
Miscellaneous/Other	2024	1,034	-	-	-	-	-	-	-	-	-	-	-	1,034	-30%	1,034
	2023	1,469	684	1,455	514	1,414	181	262	460	900	272	233	660	1,469	▼	8,504
Others	2024	2	-	-	-	-	-	-	-	-	-	-	-	2	0%	2
	2023	2	1	1	-	1	1	2	2	-	5	-	1	2	↔	16

Filings by Case Category

Case Categories		Jan	Feb	Mar	Apr	May	Jun	Jul	Aug	Sep	Oct	Nov	Dec	Thru Jan	% Change	Total
Administrative Law	2024	5	-	-	-	-	-	-	-	-	-	-	-	5	-38%	5
	2023	8	2	3	1	9	1	1	7	8	1	-	4	8	▼	45
Capital Murder	2024	1	-	-	-	-	-	-	-	-	-	-	-	1	1	1
	2023	-	-	-	-	-	-	3	-	-	-	-	-	0	↔	3
Contested Divorce	2024	88	-	-	-	-	-	-	-	-	-	-	-	88	9%	88
	2023	81	76	97	87	92	87	62	75	71	77	82	82	81	▲	969
Domestic and Family - Level 1	2024	47	-	-	-	-	-	-	-	-	-	-	-	47	12%	47
	2023	42	39	35	11	29	30	15	49	32	24	10	23	42	▲	339
Domestic and Family - Level 2	2024	50	-	-	-	-	-	-	-	-	-	-	-	50	28%	50
	2023	39	18	38	13	48	7	4	19	34	13	9	23	39	▲	265
Felonies and Related Matters	2024	279	-	-	-	-	-	-	-	-	-	-	-	279	-11%	279
	2023	312	223	265	259	290	234	290	274	217	232	254	258	312	▼	3,108
General Civil - Level 1	2024	5	-	-	-	-	-	-	-	-	-	-	-	5	-29%	5
	2023	7	3	7	6	7	12	1	3	6	3	6	4	7	▼	65
General Civil - Level 2	2024	47	-	-	-	-	-	-	-	-	-	-	-	47	31%	47
	2023	36	51	54	36	43	51	37	62	52	47	41	36	36	▲	546
General Civil - Level 3	2024	142	-	-	-	-	-	-	-	-	-	-	-	142	4%	142
	2023	137	24	156	31	225	55	33	81	134	46	42	72	137	▲	1,036
Miscellaneous Civil	2024	945	-	-	-	-	-	-	-	-	-	-	-	945	-34%	945
	2023	1,430	821	1,503	705	1,307	330	420	557	887	395	347	695	1,430	▼	9,397
Misdemeanor	2024	57	-	-	-	-	-	-	-	-	-	-	-	57	-33%	57
	2023	85	122	111	60	85	73	61	98	65	59	70	53	85	▼	942
Other	2024	105	-	-	-	-	-	-	-	-	-	-	-	105	-23%	105
	2023	136	107	95	59	55	41	45	37	36	64	51	54	136	▼	780
Other Criminally Related Matters	2024	47	-	-	-	-	-	-	-	-	-	-	-	47	18%	47
	2023	40	45	44	45	34	65	44	70	56	50	54	48	40	▲	595
Probates/Wills & Trusts - Level 1	2024	4	-	-	-	-	-	-	-	-	-	-	-	4	100%	4
	2023	2	-	2	-	6	1	3	2	5	4	2	2	2	▲	29
Probates/Wills & Trusts - Level 2	2024	27	-	-	-	-	-	-	-	-	-	-	-	27	-21%	27
	2023	34	17	35	17	49	5	12	22	23	14	11	29	34	▼	268
Protective Orders	2024	4	-	-	-	-	-	-	-	-	-	-	-	4	33%	4
	2023	3	3	6	-	6	3	6	9	3	5	7	7	3	▲	58
Uncontested Divorce	2024	165	-	-	-	-	-	-	-	-	-	-	-	165	-5%	165
	2023	173	169	213	170	186	175	198	196	162	181	155	176	173	▼	2,154

This report reflects data in the case management system. Numbers will update accordingly as reports are refreshed and posted.

PLN-CCMS-10.01 CASELOAD STATISTICS OF THE CIRCUIT COURTS

Isle of Wight

January 2023 -- January 2024 Filings

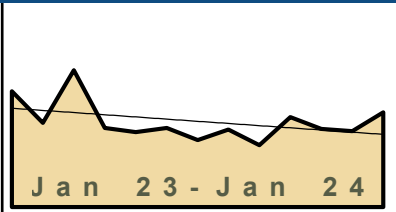
Alexandria and Fairfax Circuit are not Included in State Totals

Dashboard

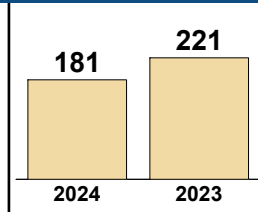
Court: Isle of Wight Circuit
Start/End Date: Jan-23 / Jan-24
2023 Average Month: 162
Jan-Jan 2023: 221
Filings Trending: ▼

Circuit/Court ID: 5 205093
Type of Case: Filings
2024 Average Month: 181
Jan-Jan 2024 : 181
Overall AVG. Month: 164

Monthly Filings Summary



Jan --- Jan Filings



Filings by Division

Divisions		Jan	Feb	Mar	Apr	May	Jun	Jul	Aug	Sep	Oct	Nov	Dec	Thru Jan	% Change	Total
Total	2024	181	-	-	-	-	-	-	-	-	-	-	-	181	-18%	181
	2023	221	161	261	151	143	151	128	148	118	172	149	145	221	▼	1,948
Civil	2024	19	-	-	-	-	-	-	-	-	-	-	-	19	-30%	19
	2023	27	17	23	25	16	24	15	18	16	23	14	24	27	▼	242
Criminal	2024	55	-	-	-	-	-	-	-	-	-	-	-	55	90%	55
	2023	29	17	65	15	29	43	15	33	25	45	53	36	29	▲	405
Concealed Handgun Permits	2024	90	-	-	-	-	-	-	-	-	-	-	-	90	-29%	90
	2023	126	112	121	87	70	52	67	70	50	82	65	64	126	▼	966
Miscellaneous/ Other	2024	17	-	-	-	-	-	-	-	-	-	-	-	17	-55%	17
	2023	38	15	52	24	28	31	31	27	27	22	17	21	38	▼	333
Others	2024	-	-	-	-	-	-	-	-	-	-	-	-	0	-100%	0
	2023	1	-	-	-	-	1	-	-	-	-	-	-	1	▼	2

Filings by Case Category

Case Categories		Jan	Feb	Mar	Apr	May	Jun	Jul	Aug	Sep	Oct	Nov	Dec	Thru Jan	% Change	Total
Administrative Law	2024	-	-	-	-	-	-	-	-	-	-	-	-	0	-100%	0
	2023	1	-	-	-	-	-	-	-	1	-	-	-	1	▼	2
Contested Divorce	2024	-	-	-	-	-	-	-	-	-	-	-	-	0	-100%	0
	2023	2	2	4	5	3	1	1	4	4	7	1	1	2	▼	35
Domestic and Family - Level 1	2024	4	-	-	-	-	-	-	-	-	-	-	-	4	-43%	4
	2023	7	-	2	2	2	3	1	2	-	-	2	-	7	▼	21
Domestic and Family - Level 2	2024	-	-	-	-	-	-	-	-	-	-	-	-	0	-100%	0
	2023	2	-	3	-	-	2	-	-	2	-	-	4	2	▼	13
Felonies and Related Matters	2024	36	-	-	-	-	-	-	-	-	-	-	-	36	89%	36
	2023	19	16	44	11	23	31	9	22	12	27	36	24	19	▲	274
General Civil - Level 1	2024	-	-	-	-	-	-	-	-	-	-	-	-	0	0	0
	2023	-	-	-	-	-	1	-	-	-	-	-	1	1	↔	3
General Civil - Level 2	2024	7	-	-	-	-	-	-	-	-	-	-	-	7	75%	7
	2023	4	4	5	3	2	3	2	1	-	4	2	1	4	▲	31
General Civil - Level 3	2024	3	-	-	-	-	-	-	-	-	-	-	-	3	-40%	3
	2023	5	2	1	5	3	4	7	3	1	3	2	4	5	▼	40
Miscellaneous Civil	2024	106	-	-	-	-	-	-	-	-	-	-	-	106	-27%	106
	2023	146	120	150	101	86	76	84	88	67	95	76	77	146	▼	1,166
Misdemeanor	2024	13	-	-	-	-	-	-	-	-	-	-	-	13	160%	13
	2023	5	-	8	3	4	2	3	5	5	15	11	5	5	▲	66
Other	2024	-	-	-	-	-	-	-	-	-	-	-	-	0	-100%	0
	2023	18	7	21	12	10	8	11	8	11	8	6	5	18	▼	125
Other Criminally Related Matters	2024	6	-	-	-	-	-	-	-	-	-	-	-	6	0%	6
	2023	6	3	13	1	3	10	3	6	8	4	6	7	6	↔	70
Probates/Wills & Trusts - Level 1	2024	-	-	-	-	-	-	-	-	-	-	-	-	0	0	0
	2023	-	-	-	-	-	-	-	-	-	-	-	2	0	↔	2
Probates/Wills & Trusts - Level 2	2024	2	-	-	-	-	-	-	-	-	-	-	-	2	100%	2
	2023	1	1	2	-	1	1	-	-	1	1	1	6	1	▲	15
Uncontested Divorce	2024	4	-	-	-	-	-	-	-	-	-	-	-	4	-20%	4
	2023	5	6	8	8	6	9	7	9	6	8	5	8	5	▼	85

This report reflects data in the case management system. Numbers will update accordingly as reports are refreshed and posted.

PLN-CCMS-10.01 CASELOAD STATISTICS OF THE CIRCUIT COURTS

Southampton

January 2023 -- January 2024 Filings


Alexandria and Fairfax Circuit are not Included in State Totals

Dashboard

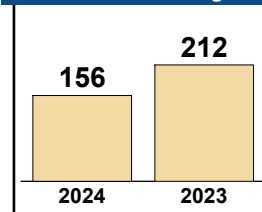
Court: Southampton Circuit
Start/End Date: Jan-23 / Jan-24
2023 Average Month: 177
Jan-Jan 2023: 212
Filings Trending: ▼

Circuit/Court ID: 5 205175
Type of Case: Filings
2024 Average Month: 156
Jan-Jan 2024 : 156
Overall AVG. Month: 175

Monthly Filings Summary



Jan --- Jan Filings



Filings by Division

Divisions		Jan	Feb	Mar	Apr	May	Jun	Jul	Aug	Sep	Oct	Nov	Dec	Thru Jan	% Change	Total
Total	2024	156	-	-	-	-	-	-	-	-	-	-	-	156	-26%	156
	2023	212	205	218	210	199	126	178	189	147	159	130	152	212	▼	2,125
Civil	2024	15	-	-	-	-	-	-	-	-	-	-	-	15	15%	15
	2023	13	15	14	34	16	14	22	27	18	12	17	15	13	▲	217
Criminal	2024	83	-	-	-	-	-	-	-	-	-	-	-	83	-9%	83
	2023	91	102	87	104	105	51	98	79	57	66	65	63	91	▼	968
Concealed Handgun Permits	2024	42	-	-	-	-	-	-	-	-	-	-	-	42	-48%	42
	2023	80	60	87	44	43	36	31	48	37	52	32	53	80	▼	603
Miscellaneous/ Other	2024	16	-	-	-	-	-	-	-	-	-	-	-	16	-43%	16
	2023	28	28	30	28	35	25	27	34	35	29	16	21	28	▼	336
Others	2024	-	-	-	-	-	-	-	1	-	-	-	-	0	0	0
	2023	-	-	-	-	-	-	-	-	-	-	-	-	0	↔	1

Filings by Case Category

Case Categories		Jan	Feb	Mar	Apr	May	Jun	Jul	Aug	Sep	Oct	Nov	Dec	Thru Jan	% Change	Total
Administrative Law	2024	-	-	-	-	-	-	-	-	-	-	-	-	0	0	0
	2023	-	-	-	-	-	-	-	1	-	-	-	-	0	↔	1
Contested Divorce	2024	1	-	-	-	-	-	-	-	-	-	-	-	1	-50%	1
	2023	2	4	1	3	-	1	2	2	3	1	2	2	2	▼	23
Domestic and Family - Level 1	2024	-	-	-	-	-	-	-	-	-	-	-	-	0	0	0
	2023	-	-	1	1	2	-	1	3	-	1	1	-	0	↔	10
Domestic and Family - Level 2	2024	-	-	-	-	-	-	-	-	-	-	-	-	0	0	0
	2023	-	-	-	1	-	-	1	1	1	1	-	-	0	↔	5
Felonies and Related Matters	2024	65	-	-	-	-	-	-	-	-	-	-	-	65	0%	65
	2023	65	62	60	53	72	28	64	45	41	26	50	33	65	↔	599
General Civil - Level 1	2024	-	-	-	-	-	-	-	-	-	-	-	-	0	0	0
	2023	-	1	-	1	-	1	-	-	-	1	-	-	0	↔	4
General Civil - Level 2	2024	3	-	-	-	-	-	-	-	-	-	-	-	3	200%	3
	2023	1	4	4	3	5	2	1	8	4	2	2	6	1	▲	42
General Civil - Level 3	2024	7	-	-	-	-	-	-	-	-	-	-	-	7	17%	7
	2023	6	2	-	18	2	5	10	5	3	3	5	3	6	▲	62
Miscellaneous Civil	2024	57	-	-	-	-	-	-	-	-	-	-	-	57	-38%	57
	2023	92	75	104	61	59	47	44	62	53	68	40	63	92	▼	768
Misdemeanor	2024	13	-	-	-	-	-	-	-	-	-	-	-	13	-19%	13
	2023	16	29	14	37	22	15	15	27	9	16	11	20	16	▼	231
Other	2024	2	-	-	-	-	-	-	-	-	-	-	-	2	-88%	2
	2023	16	11	14	12	18	17	16	22	19	14	13	12	16	▼	184
Other Criminally Related Matters	2024	5	-	-	-	-	-	-	-	-	-	-	-	5	-50%	5
	2023	10	11	13	14	11	8	19	8	7	24	4	10	10	▼	139
Probates/Wills & Trusts - Level 1	2024	-	-	-	-	-	-	-	-	-	-	-	-	0	0	0
	2023	-	-	-	-	-	-	-	-	2	-	-	1	0	↔	3
Probates/Wills & Trusts - Level 2	2024	-	-	-	-	-	-	-	-	-	-	-	-	0	0	0
	2023	-	1	-	-	2	-	-	-	-	-	-	-	0	↔	3
Protective Orders	2024	-	-	-	-	-	-	-	-	-	-	-	-	0	-100%	0
	2023	1	-	-	2	-	-	-	-	-	-	-	-	1	▼	3
Uncontested Divorce	2024	3	-	-	-	-	-	-	-	-	-	-	-	3	0%	3
	2023	3	5	7	4	6	2	5	5	5	2	2	2	3	↔	48

This report reflects data in the case management system. Numbers will update accordingly as reports are refreshed and posted.

PLN-CCMS-10.01 CASELOAD STATISTICS OF THE CIRCUIT COURTS

Suffolk

January 2023 -- January 2024 Filings

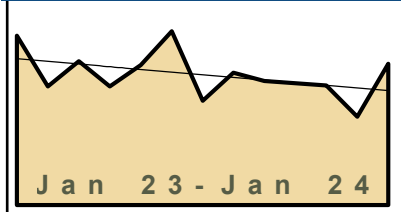
Alexandria and Fairfax Circuit are not Included in State Totals

Dashboard

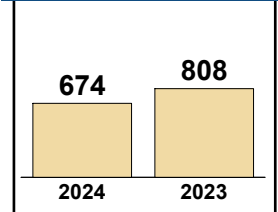
Court: Suffolk Circuit
Start/End Date: Jan-23 / Jan-24
2023 Average Month: 618
Jan-Jan 2023: 808
Filings Trending: ▼

Circuit/Court ID: 5 205800
Type of Case: Filings
2024 Average Month: 674
Jan-Jan 2024 : 674
Overall AVG. Month: 623

Monthly Filings Summary



Jan --- Jan Filings



Filings by Division

Divisions		Jan	Feb	Mar	Apr	May	Jun	Jul	Aug	Sep	Oct	Nov	Dec	Thru Jan	% Change	Total
Total	2024	674	-	-	-	-	-	-	-	-	-	-	-	674	-17%	674
	2023	808	566	686	566	668	830	498	632	592	582	571	421	808	▼	7,420
Civil	2024	64	-	-	-	-	-	-	-	-	-	-	-	64	-6%	64
	2023	68	64	88	67	91	82	65	68	88	73	62	51	68	▼	867
Criminal	2024	317	-	-	-	-	-	-	-	-	-	-	-	317	-15%	317
	2023	372	213	264	203	330	499	211	334	286	285	290	140	372	▼	3,427
Concealed Handgun Permits	2024	175	-	-	-	-	-	-	-	-	-	-	-	175	-29%	175
	2023	246	187	232	198	139	152	156	138	129	142	152	144	246	▼	2,015
Miscellaneous/ Other	2024	117	-	-	-	-	-	-	-	-	-	-	-	117	-3%	117
	2023	121	102	101	98	108	96	66	91	89	81	66	86	121	▼	1,105
Others	2024	1	-	-	-	-	-	-	-	-	-	-	-	1	0%	1
	2023	1	-	1	-	-	1	-	1	-	1	1	-	1	↔	6

Filings by Case Category

Case Categories		Jan	Feb	Mar	Apr	May	Jun	Jul	Aug	Sep	Oct	Nov	Dec	Thru Jan	% Change	Total
Administrative Law	2024	-	-	-	-	-	-	-	-	-	-	-	-	0	-100%	0
	2023	1	-	-	-	-	-	-	1	-	-	-	1	1	▼	3
Capital Murder	2024	-	-	-	-	-	-	-	-	-	-	-	-	0	-100%	0
	2023	1	-	-	-	-	-	-	2	-	-	-	-	1	▼	3
Contested Divorce	2024	5	-	-	-	-	-	-	-	-	-	-	-	5	-58%	5
	2023	12	10	7	6	7	9	4	5	11	9	8	7	12	▼	95
Domestic and Family - Level 1	2024	8	-	-	-	-	-	-	-	-	-	-	-	8	14%	8
	2023	7	4	6	5	5	6	4	2	10	6	7	5	7	▲	67
Domestic and Family - Level 2	2024	4	-	-	-	-	-	-	-	-	-	-	-	4	-64%	4
	2023	11	6	15	7	10	11	8	6	7	5	5	4	11	▼	95
Felonies and Related Matters	2024	217	-	-	-	-	-	-	-	-	-	-	-	217	-1%	217
	2023	220	146	162	113	132	410	139	218	173	189	157	81	220	▼	2,140
General Civil - Level 1	2024	-	-	-	-	-	-	-	-	-	-	-	-	0	-100%	0
	2023	1	-	-	-	2	2	1	-	1	2	1	-	1	▼	10
General Civil - Level 2	2024	10	-	-	-	-	-	-	-	-	-	-	-	10	25%	10
	2023	8	15	20	15	17	15	12	15	20	22	10	5	8	▲	174
General Civil - Level 3	2024	17	-	-	-	-	-	-	-	-	-	-	-	17	70%	17
	2023	10	8	12	4	11	7	13	14	12	10	9	8	10	▲	118
Miscellaneous Civil	2024	216	-	-	-	-	-	-	-	-	-	-	-	216	-28%	216
	2023	299	225	275	245	185	191	196	185	168	183	186	183	299	▼	2,521
Misdemeanor	2024	79	-	-	-	-	-	-	-	-	-	-	-	79	-38%	79
	2023	127	55	74	83	185	71	55	98	92	65	116	41	127	▼	1,062
Other	2024	75	-	-	-	-	-	-	-	-	-	-	-	75	9%	75
	2023	69	61	56	53	61	55	32	45	52	40	37	44	69	▲	605
Other Criminally Related Matters	2024	22	-	-	-	-	-	-	-	-	-	-	-	22	-8%	22
	2023	24	12	28	10	21	19	17	16	21	31	17	18	24	▼	234
Probates/Wills & Trusts - Level 1	2024	1	-	-	-	-	-	-	-	-	-	-	-	1	-50%	1
	2023	2	1	-	1	-	-	-	-	-	-	-	-	2	▼	4
Probates/Wills & Trusts - Level 2	2024	2	-	-	-	-	-	-	-	-	-	-	-	2	2	2
	2023	-	2	6	4	8	5	4	4	1	5	6	4	0	↔	49
Uncontested Divorce	2024	18	-	-	-	-	-	-	-	-	-	-	-	18	13%	18
	2023	16	21	25	20	24	29	13	21	24	15	12	20	16	▲	240


This report reflects data in the case management system. Numbers will update accordingly as reports are refreshed and posted.

Dashboard

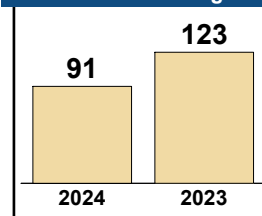
Court: Brunswick Circuit
Start/End Date: Jan-23 / Jan-24
2023 Average Month: 101
Jan-Jan 2023: 123
Filings Trending: ▼

Circuit/Court ID: 6 206025
Type of Case: Filings
2024 Average Month: 91
Jan-Jan 2024 : 91
Overall AVG. Month: 100

Monthly Filings Summary



Jan --- Jan Filings



Filings by Division

Divisions		Jan	Feb	Mar	Apr	May	Jun	Jul	Aug	Sep	Oct	Nov	Dec	Thru Jan	% Change	Total
Total	2024	91	-	-	-	-	-	-	-	-	-	-	-	91	-26%	91
	2023	123	151	77	112	86	85	79	152	78	86	107	76	123	▼	1,212
Civil	2024	3	-	-	-	-	-	-	-	-	-	-	-	3	-57%	3
	2023	7	5	7	15	4	6	7	5	3	10	13	12	7	▼	94
Criminal	2024	41	-	-	-	-	-	-	-	-	-	-	-	41	-31%	41
	2023	59	91	40	46	46	40	37	86	43	34	37	40	59	▼	599
Concealed Handgun Permits	2024	37	-	-	-	-	-	-	-	-	-	-	-	37	-27%	37
	2023	51	43	12	30	17	28	22	45	23	16	42	15	51	▼	344
Miscellaneous/ Other	2024	10	-	-	-	-	-	-	-	-	-	-	-	10	67%	10
	2023	6	12	18	21	19	11	13	13	9	26	15	9	6	▲	172
Others	2024	-	-	-	-	-	-	-	-	-	-	-	-	0	0	0
	2023	-	-	-	-	-	-	-	3	-	-	-	-	0	↔	3

Filings by Case Category

Case Categories		Jan	Feb	Mar	Apr	May	Jun	Jul	Aug	Sep	Oct	Nov	Dec	Thru Jan	% Change	Total
Contested Divorce	2024	2	-	-	-	-	-	-	-	-	-	-	-	2	2	2
	2023	-	1	2	1	1	1	1	1	-	-	-	-	0	↔	8
Domestic and Family - Level 1	2024	-	-	-	-	-	-	-	-	-	-	-	-	0	-100%	0
	2023	2	-	-	9	-	-	-	2	-	4	-	3	2	▼	20
Domestic and Family - Level 2	2024	-	-	-	-	-	-	-	-	-	-	-	-	0	-100%	0
	2023	1	-	-	-	-	-	-	-	-	1	1	-	1	▼	3
Felonies and Related Matters	2024	14	-	-	-	-	-	-	-	-	-	-	-	14	-56%	14
	2023	32	65	24	20	20	25	16	51	21	9	13	9	32	▼	305
General Civil - Level 1	2024	-	-	-	-	-	-	-	-	-	-	-	-	0	0	0
	2023	-	-	-	-	2	-	-	-	-	1	-	1	0	↔	4
General Civil - Level 2	2024	-	-	-	-	-	-	-	-	-	-	-	-	0	-100%	0
	2023	1	1	1	2	2	2	-	1	1	1	2	2	1	▼	16
General Civil - Level 3	2024	-	-	-	-	-	-	-	-	-	-	-	-	0	-100%	0
	2023	2	2	1	1	-	1	2	-	1	1	2	2	2	▼	15
Miscellaneous Civil	2024	46	-	-	-	-	-	-	-	-	-	-	-	46	-15%	46
	2023	54	52	21	37	26	37	33	54	26	33	47	20	54	▼	440
Misdemeanor	2024	24	-	-	-	-	-	-	-	-	-	-	-	24	4%	24
	2023	23	25	8	16	14	9	16	26	19	18	17	9	23	▲	200
Other	2024	1	-	-	-	-	-	-	-	-	-	-	-	1	-50%	1
	2023	2	4	10	14	7	1	3	7	6	10	10	3	2	▼	77
Other Criminally Related Matters	2024	3	-	-	-	-	-	-	-	-	-	-	-	3	-25%	3
	2023	4	1	8	10	12	6	5	9	4	7	13	27	4	▼	106
Probates/Wills & Trusts - Level 2	2024	-	-	-	-	-	-	-	-	-	-	-	-	0	0	0
	2023	-	-	-	-	1	-	2	-	-	-	-	-	0	↔	3
Uncontested Divorce	2024	1	-	-	-	-	-	-	-	-	-	-	-	1	-50%	1
	2023	2	-	2	2	1	3	1	1	-	1	2	-	2	▼	15

PLN-CCMS-10.01 CASELOAD STATISTICS OF THE CIRCUIT COURTS

Greenville

January 2023 -- January 2024 Filings


Alexandria and Fairfax Circuit are not Included in State Totals

Dashboard

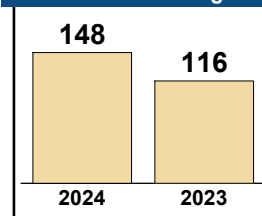
Court: Greenville Circuit
Start/End Date: Jan-23 / Jan-24
2023 Average Month: 107
Jan-Jan 2023: 116
Filings Trending: ▲

Circuit/Court ID: 6 206081
Type of Case: Filings
2024 Average Month: 148
Jan-Jan 2024 : 148
Overall AVG. Month: 110

Monthly Filings Summary



Jan --- Jan Filings



Filings by Division

Divisions		Jan	Feb	Mar	Apr	May	Jun	Jul	Aug	Sep	Oct	Nov	Dec	Thru Jan	% Change	Total
Total	2024	148	-	-	-	-	-	-	-	-	-	-	-	148	28%	148
	2023	116	88	149	92	89	105	75	110	165	87	119	83	116	▲	1,278
Civil	2024	10	-	-	-	-	-	-	-	-	-	-	-	10	150%	10
	2023	4	7	12	5	10	13	7	16	9	10	6	6	4	▲	105
Criminal	2024	98	-	-	-	-	-	-	-	-	-	-	-	98	69%	98
	2023	58	40	88	41	40	62	47	37	114	41	89	60	58	▲	717
Concealed Handgun Permits	2024	27	-	-	-	-	-	-	-	-	-	-	-	27	-16%	27
	2023	32	28	28	24	20	20	17	27	23	18	13	8	32	▼	258
Miscellaneous/ Other	2024	13	-	-	-	-	-	-	-	-	-	-	-	13	-41%	13
	2023	22	13	21	21	18	10	4	30	18	18	11	9	22	▼	195
Others	2024	-	-	-	1	1	-	-	-	-	-	-	-	0	0	0
	2023	-	-	-	-	-	-	-	-	1	-	-	-	0	↔	3

Filings by Case Category

Case Categories		Jan	Feb	Mar	Apr	May	Jun	Jul	Aug	Sep	Oct	Nov	Dec	Thru Jan	% Change	Total
Administrative Law	2024	-	-	-	-	-	-	-	-	-	-	-	-	0	0	0
	2023	-	-	-	-	-	-	-	-	-	-	-	1	0	↔	1
Capital Murder	2024	-	-	-	-	-	-	-	-	-	-	-	-	0	0	0
	2023	-	-	1	-	1	-	-	-	-	-	-	-	0	↔	2
Contested Divorce	2024	-	-	-	-	-	-	-	-	-	-	-	-	0	0	0
	2023	-	2	-	-	2	2	-	-	-	-	-	1	0	↔	7
Domestic and Family - Level 1	2024	-	-	-	-	-	-	-	-	-	-	-	-	0	0	0
	2023	-	1	2	1	-	-	1	3	2	2	-	-	0	↔	12
Domestic and Family - Level 2	2024	-	-	-	-	-	-	-	-	-	-	-	-	0	-100%	0
	2023	1	-	1	-	-	4	-	-	-	2	-	1	1	▼	9
Felonies and Related Matters	2024	69	-	-	-	-	-	-	-	-	-	-	-	69	97%	69
	2023	35	27	55	25	30	44	24	21	65	28	59	44	35	▲	457
General Civil - Level 1	2024	-	-	-	-	-	-	-	-	-	-	-	-	0	0	0
	2023	-	-	-	-	-	-	-	-	-	-	1	-	0	↔	1
General Civil - Level 2	2024	6	-	-	-	-	-	-	-	-	-	-	-	6	200%	6
	2023	2	1	3	1	3	3	2	3	3	1	1	-	2	▲	23
General Civil - Level 3	2024	2	-	-	-	-	-	-	-	-	-	-	-	2	0%	2
	2023	2	1	-	-	2	-	1	6	5	3	1	-	2	↔	21
Miscellaneous Civil	2024	29	-	-	-	-	-	-	-	-	-	-	-	29	-34%	29
	2023	44	32	39	28	26	26	20	41	27	24	18	13	44	▼	338
Misdemeanor	2024	24	-	-	-	-	-	-	-	-	-	-	-	24	85%	24
	2023	13	10	15	14	9	17	14	9	40	11	28	13	13	▲	193
Other	2024	8	-	-	-	-	-	-	-	-	-	-	-	8	0%	8
	2023	8	8	11	18	14	5	2	18	14	10	5	4	8	↔	117
Other Criminally Related Matters	2024	7	-	-	-	-	-	-	-	-	-	-	-	7	-30%	7
	2023	10	3	17	2	1	1	9	7	9	4	2	4	10	▼	69
Probates/Wills & Trusts - Level 2	2024	1	-	-	-	-	-	-	-	-	-	-	-	1	1	1
	2023	-	-	1	-	-	-	-	-	-	-	-	-	0	↔	1
Uncontested Divorce	2024	2	-	-	-	-	-	-	-	-	-	-	-	2	100%	2
	2023	1	3	4	3	1	3	2	2	-	1	5	2	1	▲	27

This report reflects data in the case management system. Numbers will update accordingly as reports are refreshed and posted.

PLN-CCMS-10.01 CASELOAD STATISTICS OF THE CIRCUIT COURTS

Prince George

January 2023 -- January 2024 Filings


Alexandria and Fairfax Circuit are not Included in State Totals

Dashboard

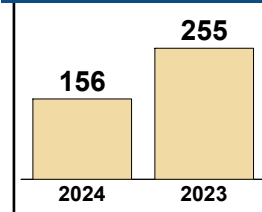
Court: Prince George Circuit
Start/End Date: Jan-23 / Jan-24
2023 Average Month: 188
Jan-Jan 2023: 255
Filings Trending: ▼

Circuit/Court ID: 6 206149
Type of Case: Filings
2024 Average Month: 156
Jan-Jan 2024 : 156
Overall AVG. Month: 185

Monthly Filings Summary



Jan --- Jan Filings



Filings by Division

Divisions		Jan	Feb	Mar	Apr	May	Jun	Jul	Aug	Sep	Oct	Nov	Dec	Thru Jan	% Change	Total
Total	2024	156	-	-	-	-	-	-	-	-	-	-	-	156	-39%	156
	2023	255	209	275	151	202	176	162	142	158	167	180	177	255	▼	2,254
Civil	2024	16	-	-	-	-	-	-	-	-	-	-	-	16	-43%	16
	2023	28	15	32	24	18	23	18	15	16	15	26	30	28	▼	260
Criminal	2024	51	-	-	-	-	-	-	-	-	-	-	-	51	-51%	51
	2023	105	87	115	48	102	60	74	62	84	74	82	88	105	▼	981
Concealed Handgun Permits	2024	80	-	-	-	-	-	-	-	-	-	-	-	80	-29%	80
	2023	113	97	106	71	64	79	60	50	47	66	61	46	113	▼	860
Miscellaneous/ Other	2024	9	-	-	-	-	-	-	-	-	-	-	-	9	0%	9
	2023	9	10	22	8	18	14	10	14	11	12	11	13	9	↔	152
Others	2024	-	-	-	-	-	-	-	-	-	-	-	-	0	0	0
	2023	-	-	-	-	-	-	-	1	-	-	-	-	0	↔	1

Filings by Case Category

Case Categories		Jan	Feb	Mar	Apr	May	Jun	Jul	Aug	Sep	Oct	Nov	Dec	Thru Jan	% Change	Total
Contested Divorce	2024	2	-	-	-	-	-	-	-	-	-	-	-	2	-33%	2
	2023	3	1	4	9	2	2	4	5	3	2	2	1	3	▼	38
Domestic and Family - Level 1	2024	1	-	-	-	-	-	-	-	-	-	-	-	1	-67%	1
	2023	3	1	2	5	-	5	3	1	1	3	5	9	3	▼	38
Domestic and Family - Level 2	2024	1	-	-	-	-	-	-	-	-	-	-	-	1	-67%	1
	2023	3	1	1	-	-	1	-	-	-	-	1	2	3	▼	9
Felonies and Related Matters	2024	30	-	-	-	-	-	-	-	-	-	-	-	30	-41%	30
	2023	51	44	74	27	65	39	53	42	57	49	57	60	51	▼	618
General Civil - Level 1	2024	-	-	-	-	-	-	-	-	-	-	-	-	0	0	0
	2023	-	-	-	-	2	1	-	-	2	-	1	-	0	↔	6
General Civil - Level 2	2024	2	-	-	-	-	-	-	-	-	-	-	-	2	-60%	2
	2023	5	4	6	1	6	6	3	1	3	4	5	8	5	▼	52
General Civil - Level 3	2024	4	-	-	-	-	-	-	-	-	-	-	-	4	-56%	4
	2023	9	2	5	-	2	5	4	3	1	4	3	1	9	▼	39
Miscellaneous Civil	2024	89	-	-	-	-	-	-	-	-	-	-	-	89	-27%	89
	2023	122	106	127	79	78	92	70	64	57	75	71	59	122	▼	1,000
Misdemeanor	2024	17	-	-	-	-	-	-	-	-	-	-	-	17	-65%	17
	2023	49	40	38	17	34	19	16	14	24	22	23	22	49	▼	318
Other	2024	-	-	-	-	-	-	-	-	-	-	-	-	0	-100%	0
	2023	2	-	-	-	1	-	-	1	-	-	-	1	2	▼	5
Other Criminally Related Matters	2024	4	-	-	-	-	-	-	-	-	-	-	-	4	-20%	4
	2023	5	3	3	4	4	3	5	6	3	3	2	7	5	▼	48
Probates/Wills & Trusts - Level 1	2024	-	-	-	-	-	-	-	-	-	-	-	-	0	0	0
	2023	-	1	-	-	-	-	-	-	-	-	-	-	0	↔	1
Probates/Wills & Trusts - Level 2	2024	-	-	-	-	-	-	-	-	-	-	-	-	0	0	0
	2023	-	2	-	1	1	-	-	1	-	-	-	1	0	↔	6
Protective Orders	2024	-	-	-	-	-	-	-	-	-	-	-	-	0	0	0
	2023	-	-	-	-	-	-	-	-	-	-	-	3	0	↔	3
Uncontested Divorce	2024	6	-	-	-	-	-	-	-	-	-	-	-	6	100%	6
	2023	3	4	15	8	7	3	4	4	7	5	10	3	3	▲	73


This report reflects data in the case management system. Numbers will update accordingly as reports are refreshed and posted.

Dashboard

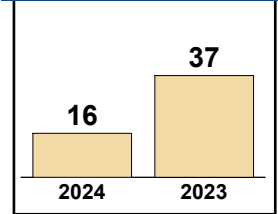
Court: Surry Circuit
Start/End Date: Jan-23 / Jan-24
2023 Average Month: 31
Jan-Jan 2023: 37
Filings Trending: ▼

Circuit/Court ID: 6 206181
Type of Case: Filings
2024 Average Month: 16
Jan-Jan 2024 : 16
Overall AVG. Month: 30

Monthly Filings Summary



Jan --- Jan Filings



Filings by Division

Divisions		Jan	Feb	Mar	Apr	May	Jun	Jul	Aug	Sep	Oct	Nov	Dec	Thru Jan	% Change	Total
Total	2024	16	-	-	-	-	-	-	-	-	-	-	-	16	-57%	16
	2023	37	22	33	39	27	27	22	26	22	41	23	54	37	▼	373
Civil	2024	1	-	-	-	-	-	-	-	-	-	-	-	1	-67%	1
	2023	3	-	3	6	3	3	2	3	3	3	1	2	3	▼	32
Criminal	2024	-	-	-	-	-	-	-	-	-	-	-	-	0	-100%	0
	2023	2	8	8	2	8	7	3	9	4	21	1	30	2	▼	103
Concealed Handgun Permits	2024	13	-	-	-	-	-	-	-	-	-	-	-	13	-54%	13
	2023	28	12	20	27	12	11	12	11	13	13	12	16	28	▼	187
Miscellaneous/ Other	2024	2	-	-	-	-	-	-	-	-	-	-	-	2	-50%	2
	2023	4	2	2	4	4	6	5	3	2	4	9	6	4	▼	51

Filings by Case Category

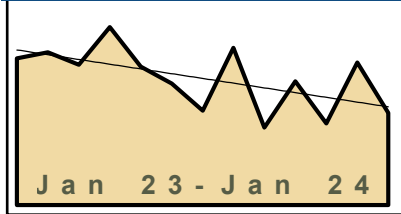
Case Categories		Jan	Feb	Mar	Apr	May	Jun	Jul	Aug	Sep	Oct	Nov	Dec	Thru Jan	% Change	Total
Contested Divorce	2024	-	-	-	-	-	-	-	-	-	-	-	-	0	0	0
	2023	-	-	-	-	-	-	-	-	-	1	-	-	0	↔	1
Domestic and Family - Level 1	2024	-	-	-	-	-	-	-	-	-	-	-	-	0	0	0
	2023	-	-	2	-	-	-	-	1	-	1	-	1	0	↔	5
Domestic and Family - Level 2	2024	-	-	-	-	-	-	-	-	-	-	-	-	0	0	0
	2023	-	-	-	-	-	1	-	-	-	-	-	-	0	↔	1
Felonies and Related Matters	2024	-	-	-	-	-	-	-	-	-	-	-	-	0	-100%	0
	2023	2	7	6	-	7	4	-	4	1	15	-	27	2	▼	73
General Civil - Level 2	2024	-	-	-	-	-	-	-	-	-	-	-	-	0	-100%	0
	2023	1	-	1	4	-	1	1	-	-	-	-	1	1	▼	9
General Civil - Level 3	2024	-	-	-	-	-	-	-	-	-	-	-	-	0	-100%	0
	2023	1	-	-	2	1	1	-	1	-	1	1	1	1	▼	9
Miscellaneous Civil	2024	15	-	-	-	-	-	-	-	-	-	-	-	15	-52%	15
	2023	31	14	22	29	15	17	17	13	15	17	20	22	31	▼	232
Misdemeanor	2024	-	-	-	-	-	-	-	-	-	-	-	-	0	0	0
	2023	-	1	2	1	1	3	3	4	3	6	1	2	0	↔	27
Other	2024	-	-	-	-	-	-	-	-	-	-	-	-	0	0	0
	2023	-	-	-	1	-	-	-	-	-	-	-	-	0	↔	1
Other Criminally Related Matters	2024	-	-	-	-	-	-	-	-	-	-	-	-	0	0	0
	2023	-	-	-	1	-	-	-	1	-	-	-	1	0	↔	3
Probates/Wills & Trusts - Level 2	2024	-	-	-	-	-	-	-	-	-	-	-	-	0	-100%	0
	2023	1	-	-	-	-	-	-	-	-	-	-	-	1	▼	1
Protective Orders	2024	-	-	-	-	-	-	-	-	-	-	-	-	0	0	0
	2023	-	-	-	-	-	-	-	1	-	-	-	-	0	↔	1
Uncontested Divorce	2024	1	-	-	-	-	-	-	-	-	-	-	-	1	0%	1
	2023	1	-	-	1	3	-	1	1	3	-	-	-	1	↔	10

Dashboard

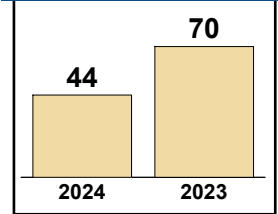
Court: Sussex Circuit
Start/End Date: Jan-23 / Jan-24
2023 Average Month: 62
Jan-Jan 2023: 70
Filings Trending: ▼

Circuit/Court ID: 6 206183
Type of Case: Filings
2024 Average Month: 44
Jan-Jan 2024 : 44
Overall AVG. Month: 60

Monthly Filings Summary



Jan --- Jan Filings



Filings by Division

Divisions		Jan	Feb	Mar	Apr	May	Jun	Jul	Aug	Sep	Oct	Nov	Dec	Thru Jan	% Change	Total
Total	2024	44	-	-	-	-	-	-	-	-	-	-	-	44	-37%	44
	2023	70	73	67	85	66	58	45	75	37	59	39	68	70	▼	742
Civil	2024	4	-	-	-	-	-	-	-	-	-	-	-	4	0%	4
	2023	4	1	6	8	12	3	3	2	4	7	1	4	4	↔	55
Criminal	2024	21	-	-	-	-	-	-	-	-	-	-	-	21	-32%	21
	2023	31	50	32	56	28	34	27	48	17	32	5	38	31	▼	398
Concealed Handgun Permits	2024	16	-	-	-	-	-	-	-	-	-	-	-	16	-38%	16
	2023	26	18	22	15	21	16	9	20	11	16	26	19	26	▼	219
Miscellaneous/ Other	2024	3	-	-	-	-	-	-	-	-	-	-	-	3	-67%	3
	2023	9	4	7	6	5	5	6	5	5	4	7	7	9	▼	70

Filings by Case Category

Case Categories		Jan	Feb	Mar	Apr	May	Jun	Jul	Aug	Sep	Oct	Nov	Dec	Thru Jan	% Change	Total
Administrative Law	2024	-	-	-	-	-	-	-	-	-	-	-	-	0	0	0
	2023	-	-	-	-	-	-	-	1	-	-	-	-	0	↔	1
Contested Divorce	2024	-	-	-	-	-	-	-	-	-	-	-	-	0	0	0
	2023	-	-	1	1	-	-	2	-	-	2	-	1	0	↔	7
Domestic and Family - Level 1	2024	-	-	-	-	-	-	-	-	-	-	-	-	0	-100%	0
	2023	1	-	-	-	-	-	-	-	2	3	-	-	1	▼	6
Domestic and Family - Level 2	2024	-	-	-	-	-	-	-	-	-	-	-	-	0	0	0
	2023	-	-	-	-	2	-	-	-	-	-	-	-	0	↔	2
Felonies and Related Matters	2024	18	-	-	-	-	-	-	-	-	-	-	-	18	-31%	18
	2023	26	26	21	43	18	19	25	35	13	20	3	17	26	▼	266
General Civil - Level 1	2024	-	-	-	-	-	-	-	-	-	-	-	-	0	0	0
	2023	-	-	-	-	-	-	-	1	-	-	-	-	0	↔	1
General Civil - Level 2	2024	-	-	-	-	-	-	-	-	-	-	-	-	0	-100%	0
	2023	1	-	4	4	4	3	1	-	-	2	-	-	1	▼	19
General Civil - Level 3	2024	1	-	-	-	-	-	-	-	-	-	-	-	1	-50%	1
	2023	2	-	-	2	-	-	1	1	1	-	1	1	2	▼	9
Miscellaneous Civil	2024	19	-	-	-	-	-	-	-	-	-	-	-	19	-44%	19
	2023	34	22	29	19	26	20	13	24	16	18	33	25	34	▼	279
Misdemeanor	2024	3	-	-	-	-	-	-	-	-	-	-	-	3	0%	3
	2023	3	15	11	14	6	13	1	7	3	5	1	16	3	↔	95
Other	2024	-	-	-	-	-	-	-	-	-	-	-	-	0	0	0
	2023	-	1	-	-	1	-	-	-	-	-	-	-	0	↔	2
Other Criminally Related Matters	2024	-	-	-	-	-	-	-	-	-	-	-	-	0	-100%	0
	2023	2	9	-	-	4	2	1	6	1	7	1	5	2	▼	38
Probates/Wills & Trusts - Level 2	2024	-	-	-	-	-	-	-	-	-	-	-	-	0	0	0
	2023	-	-	-	-	-	-	1	-	-	-	-	1	0	↔	2
Uncontested Divorce	2024	3	-	-	-	-	-	-	-	-	-	-	-	3	200%	3
	2023	1	-	1	2	5	1	-	-	1	2	-	2	1	▲	15

PLN-CCMS-10.01 CASELOAD STATISTICS OF THE CIRCUIT COURTS

Hopewell

January 2023 -- January 2024 Filings

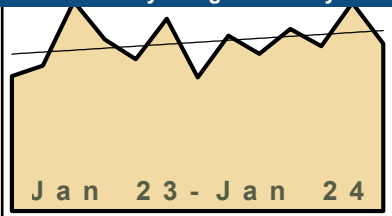
Alexandria and Fairfax Circuit are not Included in State Totals

Dashboard

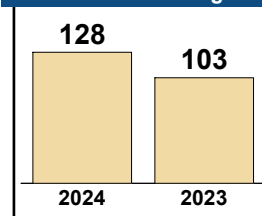
Court: Hopewell Circuit
Start/End Date: Jan-23 / Jan-24
2023 Average Month: 129
Jan-Jan 2023: 103
Filings Trending: ▲

Circuit/Court ID: 6 206670
Type of Case: Filings
2024 Average Month:128
Jan-Jan 2024 : 128
Overall AVG. Month: 129

Monthly Filings Summary



Jan --- Jan Filings




Filings by Division

Divisions		Jan	Feb	Mar	Apr	May	Jun	Jul	Aug	Sep	Oct	Nov	Dec	Thru Jan	% Change	Total
Total	2024	128	-	-	-	-	-	-	-	-	-	-	-	128	24%	128
	2023	103	111	160	131	116	147	102	134	120	139	126	159	103	▲	1,548
Civil	2024	23	-	-	-	-	-	-	-	-	-	-	-	23	130%	23
	2023	10	20	14	14	30	14	15	30	21	8	21	18	10	▲	215
Criminal	2024	57	-	-	-	-	-	-	-	-	-	-	-	57	27%	57
	2023	45	40	90	65	50	100	65	62	72	95	84	113	45	▲	881
Concealed Handgun Permits	2024	43	-	-	-	-	-	-	-	-	-	-	-	43	16%	43
	2023	37	36	34	45	30	21	14	28	22	25	15	21	37	▲	328
Miscellaneous/ Other	2024	5	-	-	-	-	-	-	-	-	-	-	-	5	-50%	5
	2023	10	15	22	7	5	12	8	14	5	11	6	6	10	▼	121
Others	2024	-	-	-	-	-	-	-	-	-	-	-	-	0	-100%	0
	2023	1	-	-	-	1	-	-	-	-	-	-	1	1	▼	3

Filings by Case Category

Case Categories		Jan	Feb	Mar	Apr	May	Jun	Jul	Aug	Sep	Oct	Nov	Dec	Thru Jan	% Change	Total
Capital Murder	2024	1	-	-	-	-	-	-	-	-	-	-	-	1	1	1
	2023	-	-	-	-	-	-	-	-	-	-	-	-	0	↔	0
Contested Divorce	2024	-	-	-	-	-	-	-	-	-	-	-	-	0	-100%	0
	2023	1	-	-	2	3	-	1	6	2	-	1	-	1	▼	16
Domestic and Family - Level 1	2024	3	-	-	-	-	-	-	-	-	-	-	-	3	0%	3
	2023	3	-	1	2	9	3	5	7	4	-	4	2	3	↔	40
Domestic and Family - Level 2	2024	-	-	-	-	-	-	-	-	-	-	-	-	0	-100%	0
	2023	1	2	2	3	-	2	2	1	2	-	4	1	1	▼	20
Felonies and Related Matters	2024	36	-	-	-	-	-	-	-	-	-	-	-	36	6%	36
	2023	34	33	67	52	27	58	39	48	52	70	64	65	34	▲	609
General Civil - Level 1	2024	-	-	-	-	-	-	-	-	-	-	-	-	0	0	0
	2023	-	1	-	-	1	1	-	1	1	-	-	-	0	↔	5
General Civil - Level 2	2024	5	-	-	-	-	-	-	-	-	-	-	-	5	150%	5
	2023	2	6	2	1	4	1	3	3	3	3	2	2	2	▲	32
General Civil - Level 3	2024	10	-	-	-	-	-	-	-	-	-	-	-	10	90%	10
	2023	1	3	4	1	6	-	2	4	5	3	7	6	1	▲	42
Miscellaneous Civil	2024	48	-	-	-	-	-	-	-	-	-	-	-	48	2%	48
	2023	47	50	54	52	35	33	22	42	26	33	20	27	47	▲	441
Misdemeanor	2024	19	-	-	-	-	-	-	-	-	-	-	-	19	73%	19
	2023	11	6	20	10	22	42	21	10	17	23	18	48	11	▲	248
Other	2024	1	-	-	-	-	-	-	-	-	-	-	-	1	-50%	1
	2023	2	3	-	-	2	1	-	1	-	-	-	1	2	▼	10
Other Criminally Related Matters	2024	2	-	-	-	-	-	-	-	-	-	-	-	2	2	2
	2023	-	1	3	3	1	-	5	4	3	2	2	5	0	↔	29
Probates/Wills & Trusts - Level 2	2024	1	-	-	-	-	-	-	-	-	-	-	-	1	0%	1
	2023	1	-	-	-	1	-	1	-	-	1	-	-	1	↔	4
Protective Orders	2024	-	-	-	-	-	-	-	-	-	-	-	-	0	0	0
	2023	-	2	1	-	1	-	-	1	1	2	-	-	0	↔	8
Uncontested Divorce	2024	2	-	-	-	-	-	-	-	-	-	-	-	2	2	2
	2023	-	4	6	5	4	6	1	6	4	2	4	2	0	↔	44

This report reflects data in the case management system. Numbers will update accordingly as reports are refreshed and posted.

Dashboard		Monthly Filings Summary		Jan --- Jan Filings	
Court: Newport News Circuit Start/End Date: Jan-23 / Jan-24 2023 Average Month: 921 Jan-Jan 2023: 953 Filings Trending: ▼	Circuit/Court ID: 7 207700 Type of Case: Filings 2024 Average Month: 878 Jan-Jan 2024 : 878 Overall AVG. Month: 918	 <p style="font-weight: bold; font-size: 1.2em;">Jan 23 - Jan 24</p>	<div style="display: flex; justify-content: space-around; align-items: center;"> <div style="text-align: center;"> 878 2024 </div> <div style="text-align: center;"> 953 2023 </div> </div>		

Filings by Division																
Divisions		Jan	Feb	Mar	Apr	May	Jun	Jul	Aug	Sep	Oct	Nov	Dec	Thru Jan	% Change	Total
Total	2024	878	-	-	-	-	-	-	-	-	-	-	-	878	-8%	878
	2023	953	852	1,078	807	908	1,021	844	1,048	941	932	870	796	953	▼	11,050
Civil	2024	164	-	-	-	-	-	-	-	-	-	-	-	164	31%	164
	2023	125	119	179	153	133	184	132	153	128	161	116	96	125	▲	1,679
Criminal	2024	292	-	-	-	-	-	-	-	-	-	-	-	292	-28%	292
	2023	405	335	371	263	374	393	360	415	382	360	365	379	405	▼	4,402
Concealed Handgun Permits	2024	225	-	-	-	-	-	-	-	-	-	-	-	225	-17%	225
	2023	270	238	287	226	184	200	168	205	189	176	158	156	270	▼	2,457
Miscellaneous/ Other	2024	193	-	-	-	-	-	-	-	-	-	-	-	193	28%	193
	2023	151	160	239	165	216	243	183	275	240	234	229	165	151	▲	2,500
Others	2024	4	-	-	-	-	-	-	-	-	-	-	-	4	100%	4
	2023	2	-	2	-	-	1	1	1	-	2	1	2	2	▲	12

Filings by Case Category																
Case Categories		Jan	Feb	Mar	Apr	May	Jun	Jul	Aug	Sep	Oct	Nov	Dec	Thru Jan	% Change	Total
Administrative Law	2024	1	-	-	-	-	-	-	-	-	-	-	-	1	0%	1
	2023	1	-	-	1	1	-	1	-	-	-	1	-	1	↔	5
Capital Murder	2024	-	-	-	-	-	-	-	-	-	-	-	-	0	-100%	0
	2023	1	-	-	-	-	-	-	-	-	-	-	-	1	▼	1
Contested Divorce	2024	14	-	-	-	-	-	-	-	-	-	-	-	14	40%	14
	2023	10	18	23	13	19	13	14	13	13	17	11	11	10	▲	175
Domestic and Family - Level 1	2024	34	-	-	-	-	-	-	-	-	-	-	-	34	143%	34
	2023	14	17	35	19	19	36	22	11	18	40	11	4	14	▲	246
Domestic and Family - Level 2	2024	2	-	-	-	-	-	-	-	-	-	-	-	2	-78%	2
	2023	9	8	4	7	6	12	12	11	1	11	6	3	9	▼	90
Felonies and Related Matters	2024	122	-	-	-	-	-	-	-	-	-	-	-	122	-43%	122
	2023	215	185	204	137	171	176	190	199	187	163	173	190	215	▼	2,190
General Civil - Level 1	2024	3	-	-	-	-	-	-	-	-	-	-	-	3	0%	3
	2023	3	8	5	4	2	4	1	6	3	7	2	-	3	↔	45
General Civil - Level 2	2024	45	-	-	-	-	-	-	-	-	-	-	-	45	114%	45
	2023	21	28	31	37	21	42	35	36	43	34	29	24	21	▲	381
General Civil - Level 3	2024	41	-	-	-	-	-	-	-	-	-	-	-	41	28%	41
	2023	32	28	38	34	31	30	18	17	37	28	34	32	32	▲	359
Miscellaneous Civil	2024	361	-	-	-	-	-	-	-	-	-	-	-	361	6%	361
	2023	342	337	407	330	325	358	293	406	335	316	307	281	342	▲	4,037
Misdemeanor	2024	80	-	-	-	-	-	-	-	-	-	-	-	80	-33%	80
	2023	119	87	110	68	103	79	73	118	92	92	101	97	119	▼	1,139
Other	2024	45	-	-	-	-	-	-	-	-	-	-	-	45	-32%	45
	2023	66	43	97	41	64	67	47	71	70	75	66	21	66	▼	728
Other Criminally Related Matters	2024	90	-	-	-	-	-	-	-	-	-	-	-	90	3%	90
	2023	87	64	59	66	101	143	100	112	112	108	92	92	87	▲	1,136
Probates/Wills & Trusts - Level 1	2024	-	-	-	-	-	-	-	-	-	-	-	-	0	-100%	0
	2023	1	-	-	-	-	1	2	1	2	2	-	-	1	▼	9
Probates/Wills & Trusts - Level 2	2024	6	-	-	-	-	-	-	-	-	-	-	-	6	6%	6
	2023	-	2	13	8	5	12	5	6	4	4	5	9	0	↔	73
Uncontested Divorce	2024	34	-	-	-	-	-	-	-	-	-	-	-	34	6%	34
	2023	32	27	52	42	40	48	31	41	24	34	33	32	32	▲	436

This report reflects data in the case management system. Numbers will update accordingly as reports are refreshed and posted.

PLN-CCMS-10.01 CASELOAD STATISTICS OF THE CIRCUIT COURTS

Hampton

January 2023 -- January 2024 Filings

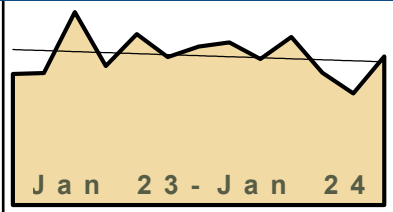
Alexandria and Fairfax Circuit are not Included in State Totals

Dashboard

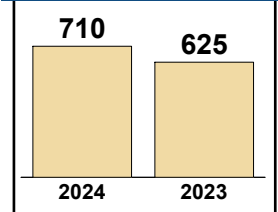
Court: Hampton Circuit
Start/End Date: Jan-23 / Jan-24
2023 Average Month: 713
Jan-Jan 2023: 625
Filings Trending: ▲

Circuit/Court ID: 8 208650
Type of Case: Filings
2024 Average Month: 710
Jan-Jan 2024 : 710
Overall AVG. Month: 713

Monthly Filings Summary



Jan --- Jan Filings



Filings by Division

Divisions		Jan	Feb	Mar	Apr	May	Jun	Jul	Aug	Sep	Oct	Nov	Dec	Thru Jan	% Change	Total
Total	2024	710	-	-	-	-	-	-	-	-	-	-	-	710	14%	710
	2023	625	631	921	664	816	707	756	776	697	803	632	533	625	▲	8,561
Civil	2024	109	-	-	-	-	-	-	-	-	-	-	-	109	3%	109
	2023	106	109	181	117	159	107	112	166	127	107	120	98	106	▲	1,509
Criminal	2024	290	-	-	-	-	-	-	-	-	-	-	-	290	39%	290
	2023	208	212	354	246	302	336	350	297	325	434	288	231	208	▲	3,583
Concealed Handgun Permits	2024	203	-	-	-	-	-	-	-	-	-	-	-	203	-11%	203
	2023	227	188	238	185	192	137	176	176	141	141	141	110	227	▼	2,052
Miscellaneous/ Other	2024	108	-	-	-	-	-	-	-	-	-	-	-	108	29%	108
	2023	84	121	147	116	163	126	118	135	103	120	82	94	84	▲	1,409
Others	2024	-	-	-	-	-	-	-	-	-	-	-	-	0	0	0
	2023	-	1	1	-	-	1	-	2	1	1	1	-	0	↔	8

Filings by Case Category

Case Categories		Jan	Feb	Mar	Apr	May	Jun	Jul	Aug	Sep	Oct	Nov	Dec	Thru Jan	% Change	Total
Administrative Law	2024	-	-	-	-	-	-	-	-	-	-	-	-	0	-100%	0
	2023	1	-	-	1	-	-	-	-	-	1	-	1	1	▼	4
Capital Murder	2024	1	-	-	-	-	-	-	-	-	-	-	-	1	1	1
	2023	-	-	-	-	-	-	-	-	1	-	-	-	0	↔	1
Contested Divorce	2024	11	-	-	-	-	-	-	-	-	-	-	-	11	38%	11
	2023	8	12	17	18	18	10	12	25	15	16	11	3	8	▲	165
Domestic and Family - Level 1	2024	21	-	-	-	-	-	-	-	-	-	-	-	21	75%	21
	2023	12	4	25	18	12	17	4	9	25	10	20	9	12	▲	165
Domestic and Family - Level 2	2024	3	-	-	-	-	-	-	-	-	-	-	-	3	0%	3
	2023	3	1	7	-	-	6	5	5	4	2	2	2	3	↔	37
Felonies and Related Matters	2024	132	-	-	-	-	-	-	-	-	-	-	-	132	18%	132
	2023	112	80	186	119	144	122	170	128	148	138	128	92	112	▲	1,567
General Civil - Level 1	2024	-	-	-	-	-	-	-	-	-	-	-	-	0	-100%	0
	2023	1	1	1	1	2	1	-	1	-	1	1	-	1	▼	10
General Civil - Level 2	2024	23	-	-	-	-	-	-	-	-	-	-	-	23	-41%	23
	2023	39	22	38	26	29	21	25	33	29	23	28	24	39	▼	337
General Civil - Level 3	2024	13	-	-	-	-	-	-	-	-	-	-	-	13	0%	13
	2023	13	25	23	21	36	14	18	38	17	21	10	17	13	↔	253
Miscellaneous Civil	2024	260	-	-	-	-	-	-	-	-	-	-	-	260	-3%	260
	2023	267	239	299	246	297	196	231	244	190	199	190	151	267	▼	2,749
Misdemeanor	2024	93	-	-	-	-	-	-	-	-	-	-	-	93	79%	93
	2023	52	88	94	77	74	83	74	101	93	129	112	53	52	▲	1,030
Other	2024	49	-	-	-	-	-	-	-	-	-	-	-	49	20%	49
	2023	41	70	84	58	59	66	60	69	53	61	42	53	41	▲	716
Other Criminally Related Matters	2024	82	-	-	-	-	-	-	-	-	-	-	-	82	74%	82
	2023	47	57	95	53	100	135	128	85	90	174	50	93	47	▲	1,107
Probates/Wills & Trusts - Level 1	2024	1	-	-	-	-	-	-	-	-	-	-	-	1	1	1
	2023	-	-	-	1	2	-	-	-	1	1	1	1	0	↔	7
Probates/Wills & Trusts - Level 2	2024	3	-	-	-	-	-	-	-	-	-	-	-	3	-50%	3
	2023	6	4	4	5	9	7	2	13	4	7	8	5	6	▼	74
Protective Orders	2024	-	-	-	-	-	-	-	-	-	-	-	-	0	0	0
	2023	-	-	-	-	-	-	-	-	-	-	-	1	0	↔	1
Uncontested Divorce	2024	18	-	-	-	-	-	-	-	-	-	-	-	18	-22%	18
	2023	23	28	48	20	34	29	27	25	27	20	29	28	23	▼	338

This report reflects data in the case management system. Numbers will update accordingly as reports are refreshed and posted.

PLN-CCMS-10.01 CASELOAD STATISTICS OF THE CIRCUIT COURTS

Charles City

January 2023 -- January 2024 Filings


Alexandria and Fairfax Circuit are not Included in State Totals

Dashboard

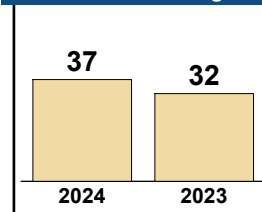
Court: Charles City Circuit
Start/End Date: Jan-23 / Jan-24
2023 Average Month: 33
Jan-Jan 2023: 32
Filings Trending: ▲

Circuit/Court ID: 9 209036
Type of Case: Filings
2024 Average Month: 37
Jan-Jan 2024 : 37
Overall AVG. Month: 33

Monthly Filings Summary



Jan --- Jan Filings



Filings by Division

Divisions		Jan	Feb	Mar	Apr	May	Jun	Jul	Aug	Sep	Oct	Nov	Dec	Thru Jan	% Change	Total
Total	2024	37	-	-	-	-	-	-	-	-	-	-	-	37	16%	37
	2023	32	36	43	35	33	37	23	22	22	32	35	40	32	▲	390
Civil	2024	6	-	-	-	-	-	-	-	-	-	-	-	6	200%	6
	2023	2	1	5	4	6	4	4	2	2	4	4	7	2	▲	45
Criminal	2024	2	-	-	-	-	-	-	-	-	-	-	-	2	-60%	2
	2023	5	4	5	14	6	18	4	5	4	4	7	7	5	▼	83
Concealed Handgun Permits	2024	23	-	-	-	-	-	-	-	-	-	-	-	23	10%	23
	2023	21	25	24	15	15	10	12	9	7	16	9	15	21	▲	178
Miscellaneous/ Other	2024	6	-	-	-	-	-	-	-	-	-	-	-	6	50%	6
	2023	4	6	9	2	6	5	3	6	9	8	15	11	4	▲	84

Filings by Case Category

Case Categories		Jan	Feb	Mar	Apr	May	Jun	Jul	Aug	Sep	Oct	Nov	Dec	Thru Jan	% Change	Total
Administrative Law	2024	-	-	-	-	-	-	-	-	-	-	-	-	0	0	0
	2023	-	-	-	-	-	-	-	1	-	1	-	-	0	↔	2
Capital Murder	2024	-	-	-	-	-	-	-	-	-	-	-	-	0	0	0
	2023	-	-	-	-	-	1	-	-	-	-	-	-	0	↔	1
Contested Divorce	2024	-	-	-	-	-	-	-	-	-	-	-	-	0	0	0
	2023	-	-	1	-	1	-	-	1	1	-	-	-	0	↔	4
Domestic and Family - Level 1	2024	-	-	-	-	-	-	-	-	-	-	-	-	0	0	0
	2023	-	-	-	1	-	-	-	-	-	1	-	-	0	↔	2
Domestic and Family - Level 2	2024	-	-	-	-	-	-	-	-	-	-	-	-	0	0	0
	2023	-	-	1	1	-	-	-	-	-	-	-	1	0	↔	3
Felonies and Related Matters	2024	-	-	-	-	-	-	-	-	-	-	-	-	0	-100%	0
	2023	3	4	5	13	3	17	3	2	4	2	1	4	3	▼	61
General Civil - Level 1	2024	1	-	-	-	-	-	-	-	-	-	-	-	1	1	1
	2023	-	-	-	-	1	-	-	-	-	-	-	-	0	↔	1
General Civil - Level 2	2024	4	-	-	-	-	-	-	-	-	-	-	-	4	300%	4
	2023	1	1	1	1	3	2	3	-	1	1	-	3	1	▲	17
General Civil - Level 3	2024	-	-	-	-	-	-	-	-	-	-	-	-	0	0	0
	2023	-	1	-	-	-	-	1	-	-	1	-	1	0	↔	4
Miscellaneous Civil	2024	28	-	-	-	-	-	-	-	-	-	-	-	28	12%	28
	2023	25	29	33	16	20	12	14	12	13	18	24	18	25	▲	234
Misdemeanor	2024	2	-	-	-	-	-	-	-	-	-	-	-	2	100%	2
	2023	1	-	-	1	2	-	1	3	-	2	2	3	1	▲	15
Other	2024	1	-	-	-	-	-	-	-	-	-	-	-	1	1	1
	2023	-	1	-	1	1	3	1	3	2	6	-	8	0	↔	26
Other Criminally Related Matters	2024	-	-	-	-	-	-	-	-	-	-	-	-	0	-100%	0
	2023	1	-	-	-	1	-	-	-	-	-	4	-	1	▼	6
Probates/Wills & Trusts - Level 2	2024	-	-	-	-	-	-	-	-	-	-	-	-	0	-100%	0
	2023	1	-	-	-	-	-	-	-	-	-	-	-	1	▼	1
Uncontested Divorce	2024	1	-	-	-	-	-	-	-	-	-	-	-	1	1	1
	2023	-	-	2	1	1	2	-	-	1	-	4	2	0	↔	13

This report reflects data in the case management system. Numbers will update accordingly as reports are refreshed and posted.

PLN-CCMS-10.01 CASELOAD STATISTICS OF THE CIRCUIT COURTS

Gloucester

January 2023 -- January 2024 Filings


Alexandria and Fairfax Circuit are not Included in State Totals

Dashboard

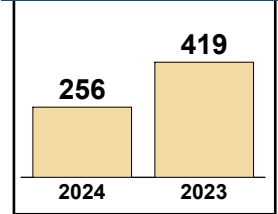
Court: Gloucester Circuit
Start/End Date: Jan-23 / Jan-24
2023 Average Month: 273
Jan-Jan 2023: 419
Filings Trending: ▼

Circuit/Court ID: 9 209073
Type of Case: Filings
2024 Average Month: 256
Jan-Jan 2024 : 256
Overall AVG. Month: 272

Monthly Filings Summary



Jan --- Jan Filings



Filings by Division

Divisions		Jan	Feb	Mar	Apr	May	Jun	Jul	Aug	Sep	Oct	Nov	Dec	Thru Jan	% Change	Total
Total	2024	256	-	-	-	-	-	-	-	-	-	-	-	256	-39%	256
	2023	419	233	392	229	311	240	251	232	262	245	253	208	419	▼	3,275
Civil	2024	26	-	-	-	-	-	-	-	-	-	-	-	26	-16%	26
	2023	31	27	32	28	25	28	16	47	39	31	29	39	31	▼	372
Criminal	2024	87	-	-	-	-	-	-	-	-	-	-	-	87	-54%	87
	2023	188	47	126	51	161	56	99	52	90	80	102	52	188	▼	1,104
Concealed Handgun Permits	2024	81	-	-	-	-	-	-	-	-	-	-	-	81	-32%	81
	2023	119	93	144	91	79	94	72	62	79	58	62	80	119	▼	1,033
Miscellaneous/ Other	2024	61	-	-	-	-	-	-	-	-	-	-	-	61	-25%	61
	2023	81	66	90	59	46	62	64	71	54	76	60	37	81	▼	766
Others	2024	1	-	-	-	-	-	-	-	-	-	-	-	1	1	1
	2023	-	-	-	-	-	-	-	-	-	-	-	-	0	↔	0

Filings by Case Category

Case Categories		Jan	Feb	Mar	Apr	May	Jun	Jul	Aug	Sep	Oct	Nov	Dec	Thru Jan	% Change	Total
Contested Divorce	2024	6	-	-	-	-	-	-	-	-	-	-	-	6	20%	6
	2023	5	5	2	3	3	-	2	5	2	2	5	5	5	▲	39
Domestic and Family - Level 1	2024	2	-	-	-	-	-	-	-	-	-	-	-	2	100%	2
	2023	1	2	6	4	-	4	4	5	2	7	2	10	1	▲	47
Domestic and Family - Level 2	2024	2	-	-	-	-	-	-	-	-	-	-	-	2	0%	2
	2023	2	1	2	-	3	1	-	6	6	4	1	3	2	↔	29
Felonies and Related Matters	2024	57	-	-	-	-	-	-	-	-	-	-	-	57	-63%	57
	2023	153	38	95	24	133	28	64	35	67	48	76	34	153	▼	795
General Civil - Level 1	2024	-	-	-	-	-	-	-	-	-	-	-	-	0	0	0
	2023	-	-	-	1	2	-	-	-	-	1	1	-	0	↔	5
General Civil - Level 2	2024	1	-	-	-	-	-	-	-	-	-	-	-	1	-75%	1
	2023	4	3	5	4	4	6	1	7	11	5	2	6	4	▼	58
General Civil - Level 3	2024	3	-	-	-	-	-	-	-	-	-	-	-	3	-25%	3
	2023	4	4	5	3	1	3	-	11	4	1	6	7	4	▼	49
Miscellaneous Civil	2024	102	-	-	-	-	-	-	-	-	-	-	-	102	-29%	102
	2023	144	114	182	106	90	110	88	83	94	81	92	93	144	▼	1,277
Misdemeanor	2024	24	-	-	-	-	-	-	-	-	-	-	-	24	-20%	24
	2023	30	8	26	25	26	25	35	13	19	26	22	17	30	▼	272
Other	2024	42	-	-	-	-	-	-	-	-	-	-	-	42	-30%	42
	2023	60	47	50	46	37	47	49	48	39	52	31	23	60	▼	529
Other Criminally Related Matters	2024	6	-	-	-	-	-	-	-	-	-	-	-	6	20%	6
	2023	5	2	8	2	2	3	-	4	6	6	4	1	5	▲	43
Probates/Wills & Trusts - Level 1	2024	-	-	-	-	-	-	-	-	-	-	-	-	0	0	0
	2023	-	-	-	2	-	-	1	-	-	-	-	-	0	↔	3
Probates/Wills & Trusts - Level 2	2024	2	-	-	-	-	-	-	-	-	-	-	-	2	2	2
	2023	-	1	1	1	1	1	1	1	2	4	2	1	0	↔	16
Protective Orders	2024	1	-	-	-	-	-	-	-	-	-	-	-	1	1	1
	2023	-	-	-	-	-	-	-	-	-	-	-	-	0	↔	0
Uncontested Divorce	2024	8	-	-	-	-	-	-	-	-	-	-	-	8	-27%	8
	2023	11	8	10	8	9	12	6	14	10	8	9	8	11	▼	113

This report reflects data in the case management system. Numbers will update accordingly as reports are refreshed and posted.

PLN-CCMS-10.01 CASELOAD STATISTICS OF THE CIRCUIT COURTS

King & Queen

January 2023 -- January 2024 Filings


Alexandria and Fairfax Circuit are not Included in State Totals

Dashboard

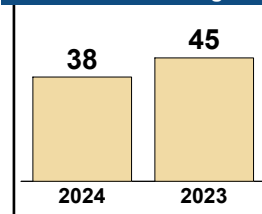
Court: King & Queen Circuit
Start/End Date: Jan-23 / Jan-24
2023 Average Month: 36
Jan-Jan 2023: 45
Filings Trending: ▼

Circuit/Court ID: 9 209097
Type of Case: Filings
2024 Average Month: 38
Jan-Jan 2024 : 38
Overall AVG. Month: 36

Monthly Filings Summary



Jan --- Jan Filings



Filings by Division

Divisions		Jan	Feb	Mar	Apr	May	Jun	Jul	Aug	Sep	Oct	Nov	Dec	Thru Jan	% Change	Total
Total	2024	38	-	-	-	-	-	-	-	-	-	-	-	38	-16%	38
	2023	45	36	48	33	40	36	28	38	24	24	40	41	45	▼	433
Civil	2024	3	-	-	-	-	-	-	-	-	-	-	-	3	200%	3
	2023	1	7	4	5	4	2	4	6	6	4	4	1	1	▲	48
Criminal	2024	8	-	-	-	-	-	-	-	-	-	-	-	8	-20%	8
	2023	10	9	18	12	8	17	6	16	8	4	11	15	10	▼	134
Concealed Handgun Permits	2024	20	-	-	-	-	-	-	-	-	-	-	-	20	-17%	20
	2023	24	15	24	11	18	13	13	13	9	14	20	20	24	▼	194
Miscellaneous/ Other	2024	6	-	-	-	-	-	-	-	-	-	-	-	6	-33%	6
	2023	9	5	2	5	10	4	5	3	1	2	5	5	9	▼	56
Others	2024	1	-	-	-	-	-	-	-	-	-	-	-	1	0%	1
	2023	1	-	-	-	-	-	-	-	-	-	-	-	1	↔	1

Filings by Case Category

Case Categories		Jan	Feb	Mar	Apr	May	Jun	Jul	Aug	Sep	Oct	Nov	Dec	Thru Jan	% Change	Total
Administrative Law	2024	-	-	-	-	-	-	-	-	-	-	-	-	0	0	0
	2023	-	-	-	1	-	-	-	-	-	-	-	-	0	↔	1
Contested Divorce	2024	-	-	-	-	-	-	-	-	-	-	-	-	0	0	0
	2023	-	-	-	-	-	-	2	-	-	-	1	-	0	↔	3
Domestic and Family - Level 1	2024	-	-	-	-	-	-	-	-	-	-	-	-	0	-100%	0
	2023	1	1	1	-	-	1	1	-	-	-	-	-	1	▼	5
Domestic and Family - Level 2	2024	1	-	-	-	-	-	-	-	-	-	-	-	1	1	1
	2023	-	1	-	-	1	-	-	2	4	-	-	-	0	↔	8
Felonies and Related Matters	2024	7	-	-	-	-	-	-	-	-	-	-	-	7	40%	7
	2023	5	5	10	8	5	12	1	13	5	4	7	9	5	▲	84
General Civil - Level 1	2024	1	-	-	-	-	-	-	-	-	-	-	-	1	1	1
	2023	-	-	-	-	1	-	-	1	-	-	-	-	0	↔	2
General Civil - Level 2	2024	2	-	-	-	-	-	-	-	-	-	-	-	2	2	2
	2023	-	3	1	1	1	1	-	2	1	1	2	-	0	↔	13
General Civil - Level 3	2024	3	-	-	-	-	-	-	-	-	-	-	-	3	3	3
	2023	-	1	-	1	-	2	-	-	-	3	-	-	0	↔	7
Miscellaneous Civil	2024	21	-	-	-	-	-	-	-	-	-	-	-	21	-32%	21
	2023	31	20	26	16	28	15	17	15	10	15	24	25	31	▼	242
Misdemeanor	2024	1	-	-	-	-	-	-	-	-	-	-	-	1	-80%	1
	2023	5	1	5	2	2	5	3	3	2	-	2	5	5	▼	35
Other	2024	2	-	-	-	-	-	-	-	-	-	-	-	2	0%	2
	2023	2	-	-	-	-	-	-	1	-	-	1	-	2	↔	4
Other Criminally Related Matters	2024	-	-	-	-	-	-	-	-	-	-	-	-	0	0	0
	2023	-	3	3	2	1	-	2	1	2	-	2	1	0	↔	17
Protective Orders	2024	-	-	-	-	-	-	-	-	-	-	-	-	0	0	0
	2023	-	-	-	-	-	-	-	-	-	1	-	1	0	↔	2
Uncontested Divorce	2024	-	-	-	-	-	-	-	-	-	-	-	-	0	-100%	0
	2023	1	1	2	2	1	-	2	-	-	-	1	-	1	▼	10

This report reflects data in the case management system. Numbers will update accordingly as reports are refreshed and posted.

PLN-CCMS-10.01 CASELOAD STATISTICS OF THE CIRCUIT COURTS

King William

January 2023 -- January 2024 Filings


Alexandria and Fairfax Circuit are not Included in State Totals

Dashboard

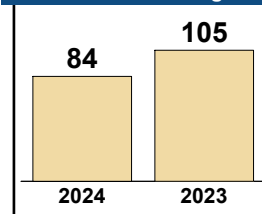
Court: King William Circuit
Start/End Date: Jan-23 / Jan-24
2023 Average Month: 93
Jan-Jan 2023: 105
Filings Trending: ▼

Circuit/Court ID: 9 209101
Type of Case: Filings
2024 Average Month:84
Jan-Jan 2024 : 84
Overall AVG. Month: 92

Monthly Filings Summary



Jan --- Jan Filings



Filings by Division

Divisions	Jan	Feb	Mar	Apr	May	Jun	Jul	Aug	Sep	Oct	Nov	Dec	Thru Jan	% Change	Total
Total	84	-	-	-	-	-	-	-	-	-	-	-	84	-20%	84
2023	105	88	105	68	74	89	80	127	79	84	93	120	105	▼	1,112
Civil	13	-	-	-	-	-	-	-	-	-	-	-	13	30%	13
2023	10	6	7	4	12	13	10	19	11	7	10	8	10	▲	117
Criminal	8	-	-	-	-	-	-	-	-	-	-	-	8	100%	8
2023	4	13	21	8	1	23	18	48	13	9	31	10	4	▲	199
Concealed Handgun Permits	45	-	-	-	-	-	-	-	-	-	-	-	45	-27%	45
2023	62	45	52	34	41	38	32	38	28	43	39	33	62	▼	485
Miscellaneous/Other	18	-	-	-	-	-	-	-	-	-	-	-	18	-36%	18
2023	28	24	25	22	20	15	20	22	27	25	13	69	28	▼	310
Others	-	-	-	-	-	-	-	-	-	-	-	-	0	-100%	0
2023	1	-	-	-	-	-	-	-	-	-	-	-	1	▼	1

Filings by Case Category

Case Categories	Jan	Feb	Mar	Apr	May	Jun	Jul	Aug	Sep	Oct	Nov	Dec	Thru Jan	% Change	Total
Administrative Law	-	-	-	-	-	-	-	-	-	-	-	-	0	0	0
2023	-	1	-	-	-	-	-	-	-	-	-	-	0	↔	1
Contested Divorce	1	-	-	-	-	-	-	-	-	-	-	-	1	-50%	1
2023	2	1	1	1	2	2	-	2	2	-	-	1	2	▼	14
Domestic and Family - Level 1	-	-	-	-	-	-	-	-	-	-	-	-	0	0	0
2023	-	-	1	1	3	-	1	1	1	-	2	1	0	↔	11
Domestic and Family - Level 2	-	-	-	-	-	-	-	-	-	-	-	-	0	0	0
2023	-	-	1	-	-	-	2	2	-	-	-	1	0	↔	6
Felonies and Related Matters	6	-	-	-	-	-	-	-	-	-	-	-	6	200%	6
2023	2	7	13	2	1	9	9	36	9	5	22	4	2	▲	119
General Civil - Level 1	-	-	-	-	-	-	-	-	-	-	-	-	0	-100%	0
2023	1	-	-	-	-	-	-	-	-	-	-	-	1	▼	1
General Civil - Level 2	2	-	-	-	-	-	-	-	-	-	-	-	2	2	2
2023	-	1	1	1	2	-	2	2	2	1	1	-	0	↔	13
General Civil - Level 3	4	-	-	-	-	-	-	-	-	-	-	-	4	300%	4
2023	1	-	1	1	-	8	5	6	3	4	2	3	1	▲	34
Miscellaneous Civil	50	-	-	-	-	-	-	-	-	-	-	-	50	-26%	50
2023	68	54	66	43	54	42	39	49	42	52	47	42	68	▼	598
Misdemeanor	2	-	-	-	-	-	-	-	-	-	-	-	2	100%	2
2023	1	4	7	4	1	12	3	8	4	2	6	5	1	▲	57
Other	13	-	-	-	-	-	-	-	-	-	-	-	13	-46%	13
2023	24	15	10	12	7	11	12	11	13	15	6	60	24	▼	196
Other Criminally Related Matters	-	-	-	-	-	-	-	-	-	-	-	-	0	-100%	0
2023	1	2	1	2	-	2	6	4	-	2	3	1	1	▼	24
Probates/Wills & Trusts - Level 2	4	-	-	-	-	-	-	-	-	-	-	-	4	4	4
2023	-	-	-	-	1	-	-	-	-	-	-	-	0	↔	1
Uncontested Divorce	2	-	-	-	-	-	-	-	-	-	-	-	2	-60%	2
2023	5	3	3	1	3	3	1	6	3	3	4	2	5	▼	37


This report reflects data in the case management system. Numbers will update accordingly as reports are refreshed and posted.

Dashboard

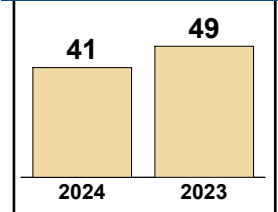
Court: Mathews Circuit
 Start/End Date: Jan-23 / Jan-24
 2023 Average Month: 41
 Jan-Jan 2023: 49
 Filings Trending: ▼

Circuit/Court ID: 9 209115
 Type of Case: Filings
 2024 Average Month: 41
 Jan-Jan 2024 : 41
 Overall AVG. Month: 41

Monthly Filings Summary



Jan --- Jan Filings



Filings by Division

Divisions		Jan	Feb	Mar	Apr	May	Jun	Jul	Aug	Sep	Oct	Nov	Dec	Thru Jan	% Change	Total
Total	2024	41	-	-	-	-	-	-	-	-	-	-	-	41	-16%	41
	2023	49	29	42	22	39	30	49	35	52	45	55	42	49	▼	489
Civil	2024	9	-	-	-	-	-	-	-	-	-	-	-	9	80%	9
	2023	5	-	9	2	5	6	10	11	9	10	13	8	5	▲	88
Criminal	2024	6	-	-	-	-	-	-	-	-	-	-	-	6	-57%	6
	2023	14	9	12	-	8	7	15	1	19	7	22	5	14	▼	119
Concealed Handgun Permits	2024	22	-	-	-	-	-	-	-	-	-	-	-	22	-4%	22
	2023	23	18	15	14	18	12	18	14	21	17	12	21	23	▼	203
Miscellaneous/ Other	2024	4	-	-	-	-	-	-	-	-	-	-	-	4	-43%	4
	2023	7	2	6	6	8	5	6	9	3	11	8	8	7	▼	79

Filings by Case Category

Case Categories		Jan	Feb	Mar	Apr	May	Jun	Jul	Aug	Sep	Oct	Nov	Dec	Thru Jan	% Change	Total
Administrative Law	2024	-	-	-	-	-	-	-	-	-	-	-	-	0	0	0
	2023	-	-	-	-	-	-	1	1	-	-	-	-	0	↔	2
Contested Divorce	2024	1	-	-	-	-	-	-	-	-	-	-	-	1	0%	1
	2023	1	-	1	1	-	-	-	1	3	1	2	-	1	↔	10
Domestic and Family - Level 1	2024	1	-	-	-	-	-	-	-	-	-	-	-	1	1	1
	2023	-	-	-	-	-	-	-	3	2	-	3	-	0	↔	8
Domestic and Family - Level 2	2024	-	-	-	-	-	-	-	-	-	-	-	-	0	0	0
	2023	-	-	-	-	-	-	1	1	-	-	-	2	0	↔	4
Felonies and Related Matters	2024	3	-	-	-	-	-	-	-	-	-	-	-	3	-67%	3
	2023	9	2	7	-	7	6	10	-	11	8	20	3	9	▼	83
General Civil - Level 2	2024	2	-	-	-	-	-	-	-	-	-	-	-	2	100%	2
	2023	1	-	5	1	-	2	1	-	2	2	3	1	1	▲	18
General Civil - Level 3	2024	2	-	-	-	-	-	-	-	-	-	-	-	2	100%	2
	2023	1	-	-	-	-	-	3	2	-	2	2	4	1	▲	14
Miscellaneous Civil	2024	25	-	-	-	-	-	-	-	-	-	-	-	25	-14%	25
	2023	29	20	21	20	26	16	23	23	23	27	17	29	29	▼	274
Misdemeanor	2024	3	-	-	-	-	-	-	-	-	-	-	-	3	-40%	3
	2023	5	1	5	-	1	1	4	1	7	3	2	-	5	▼	30
Other	2024	1	-	-	-	-	-	-	-	-	-	-	-	1	0%	1
	2023	1	-	-	-	-	2	2	-	1	1	2	-	1	↔	9
Other Criminally Related Matters	2024	-	-	-	-	-	-	-	-	-	-	-	-	0	0	0
	2023	-	6	-	-	-	-	1	-	1	-	-	2	0	↔	10
Probates/Wills & Trusts - Level 2	2024	2	-	-	-	-	-	-	-	-	-	-	-	2	100%	2
	2023	1	-	-	-	3	-	-	2	1	-	1	-	1	▲	8
Uncontested Divorce	2024	1	-	-	-	-	-	-	-	-	-	-	-	1	0%	1
	2023	1	-	3	-	2	3	3	1	1	1	3	1	1	↔	19

PLN-CCMS-10.01 CASELOAD STATISTICS OF THE CIRCUIT COURTS

Middlesex

January 2023 -- January 2024 Filings

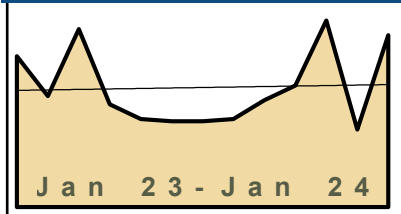
Alexandria and Fairfax Circuit are not Included in State Totals

Dashboard

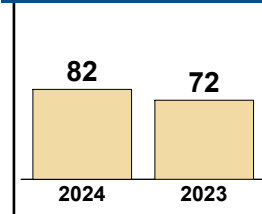
Court: Middlesex Circuit
 Start/End Date: Jan-23 / Jan-24
 2023 Average Month: 55
 Jan-Jan 2023: 72
 Filings Trending: ▲

Circuit/Court ID: 9 209119
 Type of Case: Filings
 2024 Average Month:82
 Jan-Jan 2024 : 82
 Overall AVG. Month: 57

Monthly Filings Summary



Jan --- Jan Filings



Filings by Division

Divisions		Jan	Feb	Mar	Apr	May	Jun	Jul	Aug	Sep	Oct	Nov	Dec	Thru Jan	% Change	Total
Total	2024	82	-	-	-	-	-	-	-	-	-	-	-	82	14%	82
	2023	72	53	85	49	42	41	41	42	51	58	89	37	72	▲	660
Civil	2024	13	-	-	-	-	-	-	-	-	-	-	-	13	86%	13
	2023	7	5	12	7	10	6	3	7	10	10	11	12	7	▲	100
Criminal	2024	24	-	-	-	-	-	-	-	-	-	-	-	24	-25%	24
	2023	32	10	33	5	9	4	10	6	14	20	55	10	32	▼	208
Concealed Handgun Permits	2024	39	-	-	-	-	-	-	-	-	-	-	-	39	30%	39
	2023	30	34	33	24	20	25	19	20	21	16	15	12	30	▲	269
Miscellaneous/ Other	2024	6	-	-	-	-	-	-	-	-	-	-	-	6	100%	6
	2023	3	4	7	13	2	6	8	9	5	12	8	3	3	▲	80
Others	2024	-	-	-	-	-	-	-	-	-	-	-	-	0	0	0
	2023	-	-	-	-	1	-	1	-	1	-	-	-	0	↔	3

Filings by Case Category

Case Categories		Jan	Feb	Mar	Apr	May	Jun	Jul	Aug	Sep	Oct	Nov	Dec	Thru Jan	% Change	Total
Administrative Law	2024	-	-	-	-	-	-	-	-	-	-	-	-	0	0	0
	2023	-	-	-	-	-	1	-	-	-	-	-	-	0	↔	1
Contested Divorce	2024	-	-	-	-	-	-	-	-	-	-	-	-	0	-100%	0
	2023	1	1	2	-	2	-	1	2	2	2	2	-	1	▼	15
Domestic and Family - Level 1	2024	-	-	-	-	-	-	-	-	-	-	-	-	0	0	0
	2023	-	-	4	1	1	-	-	3	-	1	2	2	0	↔	14
Domestic and Family - Level 2	2024	1	-	-	-	-	-	-	-	-	-	-	-	1	0%	1
	2023	1	-	-	1	-	-	-	-	1	1	1	-	1	↔	5
Felonies and Related Matters	2024	11	-	-	-	-	-	-	-	-	-	-	-	11	-35%	11
	2023	17	8	29	-	8	-	5	4	6	8	42	8	17	▼	135
General Civil - Level 1	2024	-	-	-	-	-	-	-	-	-	-	-	-	0	0	0
	2023	-	-	-	-	-	1	-	-	-	-	-	1	0	↔	2
General Civil - Level 2	2024	8	-	-	-	-	-	-	-	-	-	-	-	8	8	8
	2023	-	-	-	1	2	2	1	1	-	2	1	1	0	↔	11
General Civil - Level 3	2024	2	-	-	-	-	-	-	-	-	-	-	-	2	0%	2
	2023	2	2	1	1	1	1	-	-	3	7	1	4	2	↔	23
Miscellaneous Civil	2024	44	-	-	-	-	-	-	-	-	-	-	-	44	42%	44
	2023	31	36	39	36	22	29	25	26	22	22	22	14	31	▲	324
Misdemeanor	2024	13	-	-	-	-	-	-	-	-	-	-	-	13	-13%	13
	2023	15	1	4	4	1	4	1	2	5	12	11	2	15	▼	62
Other	2024	1	-	-	-	-	-	-	-	-	-	-	-	1	-67%	1
	2023	3	3	2	-	1	2	3	3	5	1	-	1	3	▼	24
Other Criminally Related Matters	2024	-	-	-	-	-	-	-	-	-	-	-	-	0	0	0
	2023	-	1	-	2	-	-	4	-	3	-	2	-	0	↔	12
Probates/Wills & Trusts - Level 1	2024	1	-	-	-	-	-	-	-	-	-	-	-	1	1	1
	2023	-	-	-	-	-	1	-	-	1	-	-	-	0	↔	2
Probates/Wills & Trusts - Level 2	2024	-	-	-	-	-	-	-	-	-	-	-	-	0	0	0
	2023	-	-	-	1	1	-	-	1	-	2	1	1	0	↔	7
Protective Orders	2024	-	-	-	-	-	-	-	-	-	-	-	-	0	0	0
	2023	-	-	-	-	-	-	-	-	-	-	1	2	0	↔	3
Uncontested Divorce	2024	1	-	-	-	-	-	-	-	-	-	-	-	1	-50%	1
	2023	2	1	4	2	3	-	1	-	3	-	3	1	2	▼	20

This report reflects data in the case management system. Numbers will update accordingly as reports are refreshed and posted.

Dashboard		Monthly Filings Summary		Jan --- Jan Filings	
Court: New Kent Circuit	Circuit/Court ID: 9 209127				
Start/End Date: Jan-23 / Jan-24	Type of Case: Filings				
2023 Average Month: 172	2024 Average Month: 212				
Jan-Jan 2023: 192	Jan-Jan 2024 : 212				
Filings Trending: ▲	Overall AVG. Month: 175				

Filings by Division																
Divisions		Jan	Feb	Mar	Apr	May	Jun	Jul	Aug	Sep	Oct	Nov	Dec	Thru Jan	% Change	Total
Total	2024	212	-	-	-	-	-	-	-	-	-	-	-	212	10%	212
	2023	192	167	180	135	158	136	134	169	239	143	175	232	192	▲	2,060
Civil	2024	24	-	-	-	-	-	-	-	-	-	-	-	24	71%	24
	2023	14	13	20	16	16	11	11	15	25	9	16	8	14	▲	174
Criminal	2024	64	-	-	-	-	-	-	-	-	-	-	-	64	12%	64
	2023	57	35	45	29	47	47	37	66	119	31	55	45	57	▲	613
Concealed Handgun Permits	2024	72	-	-	-	-	-	-	-	-	-	-	-	72	-17%	72
	2023	87	79	65	44	43	48	42	51	54	62	72	48	87	▼	695
Miscellaneous/ Other	2024	52	-	-	-	-	-	-	-	-	-	-	-	52	53%	52
	2023	34	40	50	46	51	30	44	37	41	41	32	130	34	▲	576
Others	2024	-	-	-	-	-	-	-	-	-	-	-	-	0	0	0
	2023	-	-	-	-	1	-	-	-	-	-	-	1	0	↔	2

Filings by Case Category																
Case Categories		Jan	Feb	Mar	Apr	May	Jun	Jul	Aug	Sep	Oct	Nov	Dec	Thru Jan	% Change	Total
Administrative Law	2024	-	-	-	-	-	-	-	-	-	-	-	-	0	0	0
	2023	-	-	-	-	-	-	1	-	-	-	-	-	0	↔	1
Contested Divorce	2024	1	-	-	-	-	-	-	-	-	-	-	-	1	-67%	1
	2023	3	-	5	1	-	1	-	-	2	-	3	2	3	▼	17
Domestic and Family - Level 1	2024	-	-	-	-	-	-	-	-	-	-	-	-	0	0	0
	2023	-	1	4	1	2	2	-	1	3	3	2	-	0	↔	19
Domestic and Family - Level 2	2024	-	-	-	-	-	-	-	-	-	-	-	-	0	0	0
	2023	-	4	1	-	2	-	-	1	8	-	4	-	0	↔	20
Felonies and Related Matters	2024	38	-	-	-	-	-	-	-	-	-	-	-	38	-10%	38
	2023	42	25	29	20	29	33	23	55	95	17	20	27	42	▼	415
General Civil - Level 1	2024	-	-	-	-	-	-	-	-	-	-	-	-	0	0	0
	2023	-	1	-	-	-	1	3	-	-	-	-	-	0	↔	5
General Civil - Level 2	2024	2	-	-	-	-	-	-	-	-	-	-	-	2	-50%	2
	2023	4	2	1	8	2	3	4	4	2	4	1	-	4	▼	35
General Civil - Level 3	2024	11	-	-	-	-	-	-	-	-	-	-	-	11	267%	11
	2023	3	3	2	2	3	1	1	4	2	1	2	4	3	▲	28
Miscellaneous Civil	2024	85	-	-	-	-	-	-	-	-	-	-	-	85	-14%	85
	2023	99	90	76	56	60	52	53	61	63	70	81	55	99	▼	816
Misdemeanor	2024	15	-	-	-	-	-	-	-	-	-	-	-	15	7%	15
	2023	14	10	15	7	10	12	13	9	23	8	23	18	14	▲	162
Other	2024	38	-	-	-	-	-	-	-	-	-	-	-	38	73%	38
	2023	22	28	41	35	34	26	33	27	32	32	23	124	22	▲	457
Other Criminally Related Matters	2024	11	-	-	-	-	-	-	-	-	-	-	-	11	1,000%	11
	2023	1	-	1	2	8	2	1	2	3	6	12	-	1	▲	38
Probates/Wills & Trusts - Level 1	2024	1	-	-	-	-	-	-	-	-	-	-	-	1	1	1
	2023	-	-	-	-	-	-	-	-	-	-	-	-	0	↔	0
Probates/Wills & Trusts - Level 2	2024	1	-	-	-	-	-	-	-	-	-	-	-	1	1	1
	2023	-	-	-	-	1	-	1	1	-	-	-	1	0	↔	4
Protective Orders	2024	-	-	-	-	-	-	-	-	-	-	-	-	0	0	0
	2023	-	-	-	-	-	-	-	-	2	-	-	-	0	↔	2
Uncontested Divorce	2024	9	-	-	-	-	-	-	-	-	-	-	-	9	125%	9
	2023	4	3	5	3	7	3	1	4	4	2	4	1	4	▲	41

This report reflects data in the case management system. Numbers will update accordingly as reports are refreshed and posted.

PLN-CCMS-10.01 CASELOAD STATISTICS OF THE CIRCUIT COURTS

York

January 2023 -- January 2024 Filings


Alexandria and Fairfax Circuit are not Included in State Totals

Dashboard

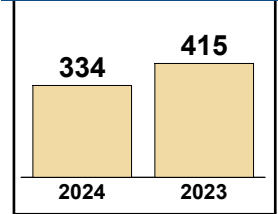
Court: York Circuit
Start/End Date: Jan-23 / Jan-24
2023 Average Month: 349
Jan-Jan 2023: 415
Filings Trending: ▼

Circuit/Court ID: 9 209199
Type of Case: Filings
2024 Average Month: 334
Jan-Jan 2024 : 334
Overall AVG. Month: 348

Monthly Filings Summary



Jan --- Jan Filings



Filings by Division

Divisions		Jan	Feb	Mar	Apr	May	Jun	Jul	Aug	Sep	Oct	Nov	Dec	Thru Jan	% Change	Total
Total	2024	334	-	-	-	-	-	-	-	-	-	-	-	334	-20%	334
	2023	415	396	451	346	409	320	325	316	337	318	301	250	415	▼	4,184
Civil	2024	53	-	-	-	-	-	-	-	-	-	-	-	53	121%	53
	2023	24	45	47	45	62	51	33	46	45	53	49	37	24	▲	537
Criminal	2024	71	-	-	-	-	-	-	-	-	-	-	-	71	-32%	71
	2023	105	108	154	91	169	75	116	109	134	101	86	48	105	▼	1,296
Concealed Handgun Permits	2024	160	-	-	-	-	-	-	-	-	-	-	-	160	-26%	160
	2023	215	186	182	152	134	134	127	104	110	132	130	105	215	▼	1,711
Miscellaneous/ Other	2024	49	-	-	-	-	-	-	-	-	-	-	-	49	-31%	49
	2023	71	57	65	57	44	60	49	56	48	32	36	60	71	▼	635
Others	2024	1	-	-	-	-	-	-	-	-	-	-	-	1	1	1
	2023	-	-	3	1	-	-	-	1	-	-	-	-	0	↔	5

Filings by Case Category

Case Categories		Jan	Feb	Mar	Apr	May	Jun	Jul	Aug	Sep	Oct	Nov	Dec	Thru Jan	% Change	Total
Administrative Law	2024	-	-	-	-	-	-	-	-	-	-	-	-	0	0	0
	2023	-	-	-	2	1	-	-	-	-	-	-	-	-	0	↔
Contested Divorce	2024	4	-	-	-	-	-	-	-	-	-	-	-	4	100%	4
	2023	2	3	5	-	11	5	5	4	14	6	3	1	2	▲	59
Domestic and Family - Level 1	2024	2	-	-	-	-	-	-	-	-	-	-	-	2	0%	2
	2023	2	4	4	2	1	6	2	7	3	12	4	5	2	↔	52
Domestic and Family - Level 2	2024	18	-	-	-	-	-	-	-	-	-	-	-	18	64%	18
	2023	11	4	15	5	10	5	-	8	1	6	8	8	11	▲	81
Felonies and Related Matters	2024	49	-	-	-	-	-	-	-	-	-	-	-	49	-22%	49
	2023	63	66	89	52	93	33	39	52	78	40	58	24	63	▼	687
General Civil - Level 1	2024	-	-	-	-	-	-	-	-	-	-	-	-	0	-100%	0
	2023	1	1	-	1	-	-	-	-	-	-	-	2	-	▼	5
General Civil - Level 2	2024	9	-	-	-	-	-	-	-	-	-	-	-	9	200%	9
	2023	3	9	6	12	9	7	4	7	13	11	16	8	3	▲	105
General Civil - Level 3	2024	15	-	-	-	-	-	-	-	-	-	-	-	15	88%	15
	2023	8	7	5	6	9	1	5	5	2	4	6	8	8	▲	66
Miscellaneous Civil	2024	199	-	-	-	-	-	-	-	-	-	-	-	199	-26%	199
	2023	270	236	241	194	171	191	172	149	155	158	160	154	270	▼	2,251
Misdemeanor	2024	17	-	-	-	-	-	-	-	-	-	-	-	17	-50%	17
	2023	34	33	54	30	67	29	58	36	42	46	23	14	34	▼	466
Other	2024	4	-	-	-	-	-	-	-	-	-	-	-	4	-20%	4
	2023	5	3	6	5	5	8	4	10	1	7	1	4	5	▼	59
Other Criminally Related Matters	2024	5	-	-	-	-	-	-	-	-	-	-	-	5	-38%	5
	2023	8	9	11	9	9	13	19	21	14	15	5	10	8	▼	143
Probates/Wills & Trusts - Level 1	2024	1	-	-	-	-	-	-	-	-	-	-	-	1	1	1
	2023	-	1	-	1	-	-	-	-	-	-	-	-	0	↔	2
Probates/Wills & Trusts - Level 2	2024	3	-	-	-	-	-	-	-	-	-	-	-	3	50%	3
	2023	2	3	2	2	9	3	4	1	1	1	2	4	2	▲	34
Protective Orders	2024	-	-	-	-	-	-	-	-	-	-	-	-	0	0	0
	2023	-	-	-	-	-	1	-	-	-	-	1	-	0	↔	2
Uncontested Divorce	2024	8	-	-	-	-	-	-	-	-	-	-	-	8	33%	8
	2023	6	17	13	25	14	18	13	16	13	12	12	10	6	▲	169

This report reflects data in the case management system. Numbers will update accordingly as reports are refreshed and posted.

PLN-CCMS-10.01 CASELOAD STATISTICS OF THE CIRCUIT COURTS

Williamsburg

January 2023 -- January 2024 Filings


Alexandria and Fairfax Circuit are not Included in State Totals

Dashboard


Court: Williamsburg Circuit
Start/End Date: Jan-23 / Jan-24
2023 Average Month: 365
Jan-Jan 2023: 410
Filings Trending: ↔

Circuit/Court ID: 9 209830
Type of Case: Filings
2024 Average Month: 412
Jan-Jan 2024 : 412
Overall AVG. Month: 369

Monthly Filings Summary



Jan --- Jan Filings



Filings by Division

Divisions		Jan	Feb	Mar	Apr	May	Jun	Jul	Aug	Sep	Oct	Nov	Dec	Thru Jan	% Change	Total
Total	2024	412	-	-	-	-	-	-	-	-	-	-	-	412	0%	412
	2023	410	394	434	344	418	326	366	368	331	401	276	317	410	▲	4,385
Civil	2024	49	-	-	-	-	-	-	-	-	-	-	-	49	-14%	49
	2023	57	47	58	44	56	66	46	57	50	57	41	36	57	▼	615
Criminal	2024	123	-	-	-	-	-	-	-	-	-	-	-	123	54%	123
	2023	80	84	125	89	151	70	140	104	118	145	91	71	80	▲	1,268
Concealed Handgun Permits	2024	152	-	-	-	-	-	-	-	-	-	-	-	152	-16%	152
	2023	181	159	163	124	119	105	106	102	100	117	97	120	181	▼	1,493
Miscellaneous/ Other	2024	88	-	-	-	-	-	-	-	-	-	-	-	88	-4%	88
	2023	92	104	87	86	91	84	74	105	63	82	47	90	92	▼	1,005
Others	2024	-	-	-	-	-	-	-	-	-	-	-	-	0	0	0
	2023	-	-	1	1	1	1	-	-	-	-	-	-	0	↔	4

Filings by Case Category

Case Categories		Jan	Feb	Mar	Apr	May	Jun	Jul	Aug	Sep	Oct	Nov	Dec	Thru Jan	% Change	Total
Administrative Law	2024	-	-	-	-	-	-	-	-	-	-	-	-	0	0	0
	2023	-	2	-	-	-	-	-	-	-	-	1	1	0	↔	4
Contested Divorce	2024	13	-	-	-	-	-	-	-	-	-	-	-	13	63%	13
	2023	8	10	2	5	7	5	6	3	6	4	4	3	8	▲	63
Domestic and Family - Level 1	2024	-	-	-	-	-	-	-	-	-	-	-	-	0	-100%	0
	2023	6	4	5	6	11	5	5	5	4	4	1	2	6	▼	58
Domestic and Family - Level 2	2024	2	-	-	-	-	-	-	-	-	-	-	-	2	-67%	2
	2023	6	1	6	3	1	3	1	3	1	1	1	4	6	▼	31
Felonies and Related Matters	2024	74	-	-	-	-	-	-	-	-	-	-	-	74	80%	74
	2023	41	47	76	54	85	35	70	48	88	82	35	40	41	▲	701
General Civil - Level 1	2024	-	-	-	-	-	-	-	-	-	-	-	-	0	0	0
	2023	-	-	1	-	1	-	-	2	1	1	-	-	0	↔	6
General Civil - Level 2	2024	12	-	-	-	-	-	-	-	-	-	-	-	12	100%	12
	2023	6	6	11	8	10	12	8	13	13	15	11	9	6	▲	122
General Civil - Level 3	2024	10	-	-	-	-	-	-	-	-	-	-	-	10	-29%	10
	2023	14	10	17	7	11	23	9	9	8	17	13	8	14	▼	146
Miscellaneous Civil	2024	187	-	-	-	-	-	-	-	-	-	-	-	187	-13%	187
	2023	214	197	205	159	151	139	134	140	127	156	122	158	214	▼	1,902
Misdemeanor	2024	24	-	-	-	-	-	-	-	-	-	-	-	24	-23%	24
	2023	31	23	32	31	54	22	57	46	15	50	40	20	31	▼	421
Other	2024	47	-	-	-	-	-	-	-	-	-	-	-	47	-15%	47
	2023	55	63	39	49	55	49	45	67	35	39	15	51	55	▼	562
Other Criminally Related Matters	2024	25	-	-	-	-	-	-	-	-	-	-	-	25	178%	25
	2023	9	14	18	4	12	13	17	10	16	13	16	11	9	▲	153
Probates/Wills & Trusts - Level 1	2024	1	-	-	-	-	-	-	-	-	-	-	-	1	1	1
	2023	-	2	1	-	-	1	-	1	-	1	-	-	0	↔	6
Probates/Wills & Trusts - Level 2	2024	3	-	-	-	-	-	-	-	-	-	-	-	3	0%	3
	2023	3	1	1	4	1	4	5	6	4	5	2	4	3	↔	40
Uncontested Divorce	2024	14	-	-	-	-	-	-	-	-	-	-	-	14	-18%	14
	2023	17	14	20	14	19	15	9	15	13	12	15	7	17	▼	170

This report reflects data in the case management system. Numbers will update accordingly as reports are refreshed and posted.

PLN-CCMS-10.01 CASELOAD STATISTICS OF THE CIRCUIT COURTS

Appomattox

January 2023 -- January 2024 Filings


Alexandria and Fairfax Circuit are not Included in State Totals

Dashboard

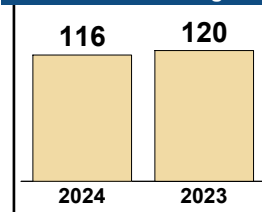
Court: Appomattox Circuit
Start/End Date: Jan-23 / Jan-24
2023 Average Month: 95
Jan-Jan 2023: 120
Filings Trending: ▼

Circuit/Court ID: 10 210011
Type of Case: Filings
2024 Average Month: 116
Jan-Jan 2024 : 116
Overall AVG. Month: 96

Monthly Filings Summary



Jan --- Jan Filings



Filings by Division

Divisions		Jan	Feb	Mar	Apr	May	Jun	Jul	Aug	Sep	Oct	Nov	Dec	Thru Jan	% Change	Total
Total	2024	116	-	-	-	-	-	-	-	-	-	-	-	116	-3%	116
	2023	120	99	140	113	78	57	65	115	96	107	82	65	120	▼	1,137
Civil	2024	9	-	-	-	-	-	-	-	-	-	-	-	9	13%	9
	2023	8	8	7	16	8	9	3	16	12	14	7	11	8	▲	119
Criminal	2024	49	-	-	-	-	-	-	-	-	-	-	-	49	36%	49
	2023	36	29	43	52	23	12	19	56	31	39	33	17	36	▲	390
Concealed Handgun Permits	2024	52	-	-	-	-	-	-	-	-	-	-	-	52	-26%	52
	2023	70	50	83	40	42	27	34	36	45	47	35	32	70	▼	541
Miscellaneous/Other	2024	6	-	-	-	-	-	-	-	-	-	-	-	6	0%	6
	2023	6	12	7	5	5	9	8	7	8	7	7	5	6	↔	86
Others	2024	-	-	-	-	-	-	-	-	-	-	-	-	0	0	0
	2023	-	-	-	-	-	-	1	-	-	-	-	-	0	↔	1

Filings by Case Category

Case Categories		Jan	Feb	Mar	Apr	May	Jun	Jul	Aug	Sep	Oct	Nov	Dec	Thru Jan	% Change	Total
Contested Divorce	2024	1	-	-	-	-	-	-	-	-	-	-	-	1	1	1
	2023	-	-	1	2	1	1	1	3	-	2	2	1	0	↔	14
Domestic and Family - Level 1	2024	-	-	-	-	-	-	-	-	-	-	-	-	0	0	0
	2023	-	3	1	4	-	-	-	3	2	6	-	3	0	↔	22
Domestic and Family - Level 2	2024	-	-	-	-	-	-	-	-	-	-	-	-	0	0	0
	2023	-	4	-	1	2	2	1	3	1	-	-	-	0	↔	14
Felonies and Related Matters	2024	33	-	-	-	-	-	-	-	-	-	-	-	33	10%	33
	2023	30	20	25	48	18	9	16	47	19	20	30	13	30	▲	295
General Civil - Level 2	2024	-	-	-	-	-	-	-	-	-	-	-	-	0	-100%	0
	2023	2	1	2	3	1	-	-	3	2	3	2	-	2	▼	19
General Civil - Level 3	2024	6	-	-	-	-	-	-	-	-	-	-	-	6	100%	6
	2023	3	1	1	-	1	4	-	1	4	4	1	4	3	▲	24
Miscellaneous Civil	2024	58	-	-	-	-	-	-	-	-	-	-	-	58	-24%	58
	2023	76	61	90	45	47	36	41	41	53	53	42	37	76	▼	622
Misdemeanor	2024	15	-	-	-	-	-	-	-	-	-	-	-	15	150%	15
	2023	6	8	11	4	5	3	3	9	8	11	3	4	6	▲	75
Other	2024	-	-	-	-	-	-	-	-	-	-	-	-	0	-100%	0
	2023	1	-	-	-	-	-	1	1	-	-	-	-	1	▼	3
Other Criminally Related Matters	2024	1	-	-	-	-	-	-	-	-	-	-	-	1	1	1
	2023	-	1	7	-	-	-	-	-	4	8	-	-	0	↔	20
Probates/Wills & Trusts - Level 2	2024	-	-	-	-	-	-	-	-	-	-	-	-	0	0	0
	2023	-	-	1	1	-	-	-	2	-	-	-	-	0	↔	4
Uncontested Divorce	2024	2	-	-	-	-	-	-	-	-	-	-	-	2	0%	2
	2023	2	-	1	5	3	2	2	2	3	-	2	3	2	↔	25

PLN-CCMS-10.01 CASELOAD STATISTICS OF THE CIRCUIT COURTS

Buckingham

January 2023 -- January 2024 Filings


Alexandria and Fairfax Circuit are not Included in State Totals

Dashboard

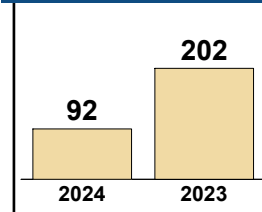
Court: Buckingham Circuit
Start/End Date: Jan-23 / Jan-24
2023 Average Month: 97
Jan-Jan 2023: 202
Filings Trending: ▼

Circuit/Court ID: 10 210029
Type of Case: Filings
2024 Average Month:92
Jan-Jan 2024 : 92
Overall AVG. Month: 97

Monthly Filings Summary



Jan --- Jan Filings



Filings by Division

Divisions	Jan	Feb	Mar	Apr	May	Jun	Jul	Aug	Sep	Oct	Nov	Dec	Thru Jan	% Change	Total
Total	92	-	-	-	-	-	-	-	-	-	-	-	92	-54%	92
2023	202	58	121	124	85	105	74	113	105	102	41	36	202	▼	1,166
Civil	10	-	-	-	-	-	-	-	-	-	-	-	10	25%	10
2023	8	9	7	9	8	9	13	4	8	7	7	1	8	▲	90
Criminal	23	-	-	-	-	-	-	-	-	-	-	-	23	-84%	23
2023	140	11	50	60	35	68	22	57	48	60	9	18	140	▼	578
Concealed Handgun Permits	38	-	-	-	-	-	-	-	-	-	-	-	38	-12%	38
2023	43	28	48	36	27	21	24	38	35	23	18	10	43	▼	351
Miscellaneous/Other	21	-	-	-	-	-	-	-	-	-	-	-	21	91%	21
2023	11	10	16	19	15	7	15	14	14	12	7	7	11	▲	147

Filings by Case Category

Case Categories	Jan	Feb	Mar	Apr	May	Jun	Jul	Aug	Sep	Oct	Nov	Dec	Thru Jan	% Change	Total
Administrative Law	1	-	-	-	-	-	-	-	-	-	-	-	1	0%	1
2023	1	-	-	-	1	-	-	-	-	1	1	-	1	↔	4
Contested Divorce	1	-	-	-	-	-	-	-	-	-	-	-	1	1	1
2023	-	-	1	3	1	1	4	2	1	-	-	1	0	↔	14
Domestic and Family - Level 1	3	-	-	-	-	-	-	-	-	-	-	-	3	50%	3
2023	2	-	-	-	-	1	-	-	-	-	-	-	2	▲	3
Domestic and Family - Level 2	-	-	-	-	-	-	-	-	-	-	-	-	0	0	0
2023	-	1	-	-	2	3	1	-	1	-	2	-	0	↔	10
Felonies and Related Matters	19	-	-	-	-	-	-	-	-	-	-	-	19	-86%	19
2023	132	5	40	47	26	66	14	40	34	37	8	14	132	▼	463
General Civil - Level 1	-	-	-	-	-	-	-	-	-	-	-	-	0	-100%	0
2023	1	-	2	-	1	-	-	-	-	-	-	-	1	▼	4
General Civil - Level 2	1	-	-	-	-	-	-	-	-	-	-	-	1	-50%	1
2023	2	3	2	1	2	2	1	3	2	2	3	-	2	▼	23
General Civil - Level 3	1	-	-	-	-	-	-	-	-	-	-	-	1	0%	1
2023	1	2	2	-	-	2	2	-	-	2	1	-	1	↔	12
Miscellaneous Civil	44	-	-	-	-	-	-	-	-	-	-	-	44	-12%	44
2023	50	33	61	47	30	25	30	47	46	32	25	12	50	▼	438
Misdemeanor	4	-	-	-	-	-	-	-	-	-	-	-	4	-50%	4
2023	8	5	9	11	9	1	6	13	7	23	1	4	8	▼	97
Other	15	-	-	-	-	-	-	-	-	-	-	-	15	400%	15
2023	3	5	2	8	11	2	10	4	2	2	-	5	3	▲	54
Other Criminally Related Matters	-	-	-	-	-	-	-	-	-	-	-	-	0	0	0
2023	-	1	1	2	-	1	2	4	7	-	-	-	0	↔	18
Probates/Wills & Trusts - Level 1	-	-	-	-	-	-	-	-	-	-	-	-	0	0	0
2023	-	-	-	-	-	-	-	-	1	-	-	-	0	↔	1
Probates/Wills & Trusts - Level 2	1	-	-	-	-	-	-	-	-	-	-	-	1	1	1
2023	-	-	-	1	-	1	1	-	1	-	-	-	0	↔	4
Uncontested Divorce	2	-	-	-	-	-	-	-	-	-	-	-	2	0%	2
2023	2	3	1	4	2	-	3	-	3	3	-	-	2	↔	21


This report reflects data in the case management system. Numbers will update accordingly as reports are refreshed and posted.

Dashboard

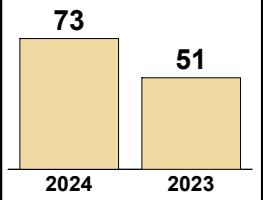
Court: Charlotte Circuit
Start/End Date: Jan-23 / Jan-24
2023 Average Month: 77
Jan-Jan 2023: 51
Filings Trending: ▲

Circuit/Court ID: 10 210037
Type of Case: Filings
2024 Average Month:73
Jan-Jan 2024 : 73
Overall AVG. Month: 76

Monthly Filings Summary



Jan --- Jan Filings



Filings by Division

Divisions		Jan	Feb	Mar	Apr	May	Jun	Jul	Aug	Sep	Oct	Nov	Dec	Thru Jan	% Change	Total
Total	2024	73	-	-	50	64	96	52	84	85	91	76	123	73	43%	73
	2023	51	64	84	50	64	96	52	84	85	91	76	123	51	▲	920
Civil	2024	10	-	-	-	-	-	-	-	-	-	-	-	10	43%	10
	2023	7	8	11	5	10	3	8	8	14	5	13	9	7	▲	101
Criminal	2024	19	-	-	-	-	-	-	-	-	-	-	-	19	217%	19
	2023	6	27	21	27	16	73	7	39	31	50	32	23	6	▲	352
Concealed Handgun Permits	2024	17	-	-	-	-	-	-	-	-	-	-	-	17	-19%	17
	2023	21	18	39	8	19	12	20	21	23	18	23	15	21	▼	237
Miscellaneous/Other	2024	26	-	-	-	-	-	-	-	-	-	-	-	26	53%	26
	2023	17	11	13	10	19	8	17	16	17	18	8	76	17	▲	230
Others	2024	1	-	-	-	-	-	-	-	-	-	-	-	1	1	1
	2023	-	-	-	-	-	-	-	-	-	-	-	-	0	↔	0

Filings by Case Category


Case Categories		Jan	Feb	Mar	Apr	May	Jun	Jul	Aug	Sep	Oct	Nov	Dec	Thru Jan	% Change	Total
Contested Divorce	2024	-	-	-	-	-	-	-	-	-	-	-	-	0	0	0
	2023	-	-	1	-	1	-	2	-	1	-	1	3	0	↔	9
Domestic and Family - Level 1	2024	1	-	-	-	-	-	-	-	-	-	-	-	1	0%	1
	2023	1	4	4	2	6	-	-	-	3	1	1	1	1	↔	23
Domestic and Family - Level 2	2024	2	-	-	-	-	-	-	-	-	-	-	-	2	100%	2
	2023	1	-	-	1	-	2	1	1	1	1	2	-	1	▲	10
Felonies and Related Matters	2024	15	-	-	-	-	-	-	-	-	-	-	-	15	275%	15
	2023	4	25	15	21	10	70	3	34	20	46	16	18	4	▲	282
General Civil - Level 1	2024	-	-	-	-	-	-	-	-	-	-	-	-	0	0	0
	2023	-	-	-	-	-	-	1	-	-	-	-	-	0	↔	1
General Civil - Level 2	2024	-	-	-	-	-	-	-	-	-	-	-	-	0	0	0
	2023	-	-	1	-	1	-	2	1	3	1	2	1	0	↔	12
General Civil - Level 3	2024	3	-	-	-	-	-	-	-	-	-	-	-	3	0%	3
	2023	3	1	1	-	1	1	1	3	4	3	4	1	3	↔	23
Miscellaneous Civil	2024	20	-	-	-	-	-	-	-	-	-	-	-	20	-31%	20
	2023	29	23	44	12	25	15	27	26	31	28	28	21	29	▼	309
Misdemeanor	2024	3	-	-	-	-	-	-	-	-	-	-	-	3	50%	3
	2023	2	1	2	6	7	2	3	5	10	4	10	6	2	▲	58
Other	2024	23	-	-	-	-	-	-	-	-	-	-	-	23	156%	23
	2023	9	7	8	6	12	5	10	12	9	7	3	70	9	▲	158
Other Criminally Related Matters	2024	1	-	-	-	-	-	-	-	-	-	-	-	1	1	1
	2023	-	1	5	-	-	1	1	-	1	-	6	-	0	↔	15
Probates/Wills & Trusts - Level 1	2024	1	-	-	-	-	-	-	-	-	-	-	-	1	1	1
	2023	-	-	-	-	-	-	-	-	-	-	-	-	0	↔	0
Probates/Wills & Trusts - Level 2	2024	1	-	-	-	-	-	-	-	-	-	-	-	1	1	1
	2023	-	-	-	-	1	-	-	1	1	-	-	-	0	↔	3
Uncontested Divorce	2024	3	-	-	-	-	-	-	-	-	-	-	-	3	50%	3
	2023	2	2	3	2	-	-	1	1	1	-	3	2	2	▲	17

Dashboard

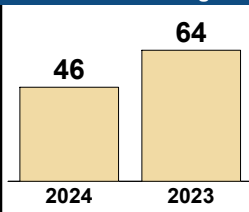
Court: Cumberland Circuit
Start/End Date: Jan-23 / Jan-24
2023 Average Month: 51
Jan-Jan 2023: 64
Filings Trending: ▼

Circuit/Court ID: 10 210049
Type of Case: Filings
2024 Average Month: 46
Jan-Jan 2024 : 46
Overall AVG. Month: 50

Monthly Filings Summary



Jan --- Jan Filings



Filings by Division

Divisions		Jan	Feb	Mar	Apr	May	Jun	Jul	Aug	Sep	Oct	Nov	Dec	Thru Jan	% Change	Total
Total	2024	46	-	-	-	-	-	-	-	-	-	-	-	46	-28%	46
	2023	64	63	48	48	34	61	35	54	48	40	52	62	64	▼	609
Civil	2024	5	-	-	-	-	-	-	-	-	-	-	-	5	-17%	5
	2023	6	7	7	3	4	6	6	12	7	6	6	9	6	▼	79
Criminal	2024	5	-	-	-	-	-	-	-	-	-	-	-	5	-76%	5
	2023	21	24	6	21	6	31	11	11	14	11	19	15	21	▼	190
Concealed Handgun Permits	2024	28	-	-	-	-	-	-	-	-	-	-	-	28	8%	28
	2023	26	23	28	18	16	15	14	22	19	16	20	29	26	▲	246
Miscellaneous/ Other	2024	8	-	-	-	-	-	-	-	-	-	-	-	8	-27%	8
	2023	11	9	7	6	8	9	4	9	8	7	7	9	11	▼	94

Filings by Case Category

Case Categories		Jan	Feb	Mar	Apr	May	Jun	Jul	Aug	Sep	Oct	Nov	Dec	Thru Jan	% Change	Total
Contested Divorce	2024	1	-	-	-	-	-	-	-	-	-	-	-	1	1	1
	2023	-	2	-	1	-	1	-	1	-	-	-	2	0	↔	7
Domestic and Family - Level 1	2024	-	-	-	-	-	-	-	-	-	-	-	-	0	-100%	0
	2023	1	-	-	-	-	-	-	1	3	-	4	-	1	▼	9
Domestic and Family - Level 2	2024	-	-	-	-	-	-	-	-	-	-	-	-	0	0	0
	2023	-	-	-	-	1	-	-	-	1	-	-	-	0	↔	2
Felonies and Related Matters	2024	3	-	-	-	-	-	-	-	-	-	-	-	3	-80%	3
	2023	15	13	2	11	5	13	4	4	12	6	13	13	15	▼	111
General Civil - Level 1	2024	-	-	-	-	-	-	-	-	-	-	-	-	0	0	0
	2023	-	-	-	-	-	-	-	-	-	1	-	-	0	↔	1
General Civil - Level 2	2024	1	-	-	-	-	-	-	-	-	-	-	-	1	0%	1
	2023	1	-	1	-	1	-	1	1	1	2	-	5	1	↔	13
General Civil - Level 3	2024	2	-	-	-	-	-	-	-	-	-	-	-	2	-33%	2
	2023	3	2	-	-	1	4	2	4	1	-	-	1	3	▼	18
Miscellaneous Civil	2024	36	-	-	-	-	-	-	-	-	-	-	-	36	6%	36
	2023	34	27	33	22	21	20	17	30	20	22	26	37	34	▲	309
Misdemeanor	2024	2	-	-	-	-	-	-	-	-	-	-	-	2	-67%	2
	2023	6	6	3	5	-	18	3	5	2	5	6	2	6	▼	61
Other	2024	-	-	-	-	-	-	-	-	-	-	-	-	0	-100%	0
	2023	3	5	3	2	2	4	2	2	7	1	1	1	3	▼	33
Other Criminally Related Matters	2024	-	-	-	-	-	-	-	-	-	-	-	-	0	0	0
	2023	-	5	1	5	1	-	4	2	-	-	-	-	0	↔	18
Probates/Wills & Trusts - Level 2	2024	1	-	-	-	-	-	-	-	-	-	-	-	1	1	1
	2023	-	1	1	-	-	-	-	-	-	1	-	-	0	↔	3
Uncontested Divorce	2024	-	-	-	-	-	-	-	-	-	-	-	-	0	-100%	0
	2023	1	2	4	2	2	1	2	4	1	2	2	1	1	▼	24

PLN-CCMS-10.01 CASELOAD STATISTICS OF THE CIRCUIT COURTS

Halifax

January 2023 -- January 2024 Filings

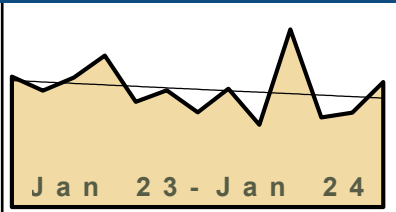
Alexandria and Fairfax Circuit are not Included in State Totals

Dashboard

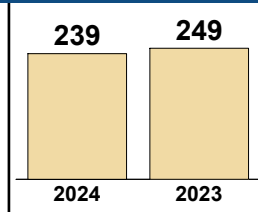
Court: Halifax Circuit
Start/End Date: Jan-23 / Jan-24
2023 Average Month: 224
Jan-Jan 2023: 249
Filings Trending: ▼

Circuit/Court ID: 10 210083
Type of Case: Filings
2024 Average Month: 239
Jan-Jan 2024 : 239
Overall AVG. Month: 225

Monthly Filings Summary



Jan --- Jan Filings



Filings by Division

Divisions		Jan	Feb	Mar	Apr	May	Jun	Jul	Aug	Sep	Oct	Nov	Dec	Thru Jan	% Change	Total
Total	2024	239	-	-	-	-	-	-	-	-	-	-	-	239	-4%	239
	2023	249	222	247	289	201	223	181	226	157	339	171	180	249	▼	2,685
Civil	2024	15	-	-	-	-	-	-	-	-	-	-	-	15	-38%	15
	2023	24	19	31	34	12	37	18	36	22	26	18	23	24	▼	300
Criminal	2024	135	-	-	-	-	-	-	-	-	-	-	-	135	45%	135
	2023	93	76	97	172	120	82	64	89	77	216	91	84	93	▲	1,261
Concealed Handgun Permits	2024	66	-	-	-	-	-	-	-	-	-	-	-	66	-33%	66
	2023	98	82	80	52	47	61	60	63	43	73	50	61	98	▼	770
Miscellaneous/Other	2024	23	-	-	-	-	-	-	-	-	-	-	-	23	-32%	23
	2023	34	45	39	31	22	43	39	37	14	23	12	12	34	▼	351
Others	2024	-	-	-	-	-	-	-	-	-	-	-	-	0	0	0
	2023	-	-	-	-	-	-	-	1	1	1	-	-	0	↔	3

Filings by Case Category

Case Categories		Jan	Feb	Mar	Apr	May	Jun	Jul	Aug	Sep	Oct	Nov	Dec	Thru Jan	% Change	Total
Administrative Law	2024	-	-	-	-	-	-	-	-	-	-	-	-	0	0	0
	2023	-	-	2	-	-	-	-	-	1	-	-	-	-	0	↔
Contested Divorce	2024	3	-	-	-	-	-	-	-	-	-	-	-	3	-25%	3
	2023	4	2	5	3	1	6	1	3	3	2	1	3	4	▼	34
Domestic and Family - Level 1	2024	1	-	-	-	-	-	-	-	-	-	-	-	1	-67%	1
	2023	3	-	-	2	-	2	1	1	1	4	4	1	3	▼	19
Domestic and Family - Level 2	2024	1	-	-	-	-	-	-	-	-	-	-	-	1	0%	1
	2023	1	3	-	-	-	3	1	2	-	1	2	-	1	↔	13
Felonies and Related Matters	2024	92	-	-	-	-	-	-	-	-	-	-	-	92	119%	92
	2023	42	47	70	143	77	46	38	58	43	104	57	60	42	▲	785
General Civil - Level 1	2024	-	-	-	-	-	-	-	-	-	-	-	-	0	0	0
	2023	-	1	-	-	-	1	-	-	-	-	-	-	0	↔	2
General Civil - Level 2	2024	5	-	-	-	-	-	-	-	-	-	-	-	5	0%	5
	2023	5	1	4	7	3	5	4	4	4	2	2	3	5	↔	44
General Civil - Level 3	2024	1	-	-	-	-	-	-	-	-	-	-	-	1	-80%	1
	2023	5	3	7	19	4	3	5	6	2	6	2	4	5	▼	66
Miscellaneous Civil	2024	75	-	-	-	-	-	-	-	-	-	-	-	75	-33%	75
	2023	112	97	94	61	56	77	71	75	55	95	61	72	112	▼	926
Misdemeanor	2024	43	-	-	-	-	-	-	-	-	-	-	-	43	8%	43
	2023	40	29	29	19	38	28	18	21	20	102	22	24	40	▲	390
Other	2024	10	-	-	-	-	-	-	-	-	-	-	-	10	-50%	10
	2023	20	30	26	20	13	30	24	34	1	2	-	-	20	▼	200
Other Criminally Related Matters	2024	1	-	-	-	-	-	-	-	-	-	-	-	1	-91%	1
	2023	11	1	2	10	5	8	8	10	14	10	12	1	11	▼	92
Probates/Wills & Trusts - Level 1	2024	-	-	-	-	-	-	-	-	-	-	-	-	0	0	0
	2023	-	-	-	-	-	1	-	1	-	-	-	-	0	↔	2
Probates/Wills & Trusts - Level 2	2024	-	-	-	-	-	-	-	-	-	-	-	-	0	0	0
	2023	-	-	1	-	1	5	2	3	7	1	2	3	0	↔	25
Uncontested Divorce	2024	7	-	-	-	-	-	-	-	-	-	-	-	7	17%	7
	2023	6	8	7	5	3	8	8	8	6	10	6	9	6	▲	84

This report reflects data in the case management system. Numbers will update accordingly as reports are refreshed and posted.

PLN-CCMS-10.01 CASELOAD STATISTICS OF THE CIRCUIT COURTS

Lunenburg

January 2023 -- January 2024 Filings

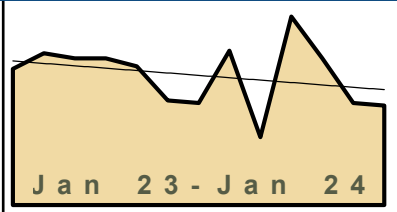
Alexandria and Fairfax Circuit are not Included in State Totals

Dashboard

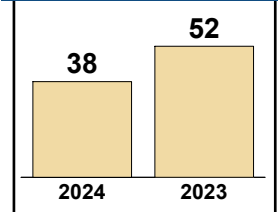
Court: Lunenburg Circuit
Start/End Date: Jan-23 / Jan-24
2023 Average Month: 51
Jan-Jan 2023: 52
Filings Trending: ▼

Circuit/Court ID: 10 210111
Type of Case: Filings
2024 Average Month: 38
Jan-Jan 2024 : 38
Overall AVG. Month: 50

Monthly Filings Summary



Jan --- Jan Filings



Filings by Division

Divisions		Jan	Feb	Mar	Apr	May	Jun	Jul	Aug	Sep	Oct	Nov	Dec	Thru Jan	% Change	Total
Total	2024	38	-	-	-	-	-	-	-	-	-	-	-	38	-27%	38
	2023	52	58	56	56	53	40	39	59	26	72	56	39	52	▼	606
Civil	2024	3	-	-	-	-	-	-	-	-	-	-	-	3	50%	3
	2023	2	7	-	2	5	5	1	1	3	2	2	2	2	▲	32
Criminal	2024	15	-	-	-	-	-	-	-	-	-	-	-	15	150%	15
	2023	6	20	5	33	16	17	10	21	6	37	26	4	6	▲	201
Concealed Handgun Permits	2024	13	-	-	-	-	-	-	-	-	-	-	-	13	-54%	13
	2023	28	23	35	13	24	13	17	25	11	26	18	16	28	▼	249
Miscellaneous/ Other	2024	7	-	-	-	-	-	-	-	-	-	-	-	7	-56%	7
	2023	16	8	16	8	8	5	11	12	6	7	10	17	16	▼	124

Filings by Case Category

Case Categories		Jan	Feb	Mar	Apr	May	Jun	Jul	Aug	Sep	Oct	Nov	Dec	Thru Jan	% Change	Total
Contested Divorce	2024	1	-	-	-	-	-	-	-	-	-	-	-	1	0%	1
	2023	1	1	-	1	-	1	-	-	-	-	-	1	1	↔	5
Domestic and Family - Level 1	2024	-	-	-	-	-	-	-	-	-	-	-	-	0	0	0
	2023	-	2	-	-	-	-	-	-	-	-	-	-	0	↔	2
Felonies and Related Matters	2024	14	-	-	-	-	-	-	-	-	-	-	-	14	367%	14
	2023	3	8	3	22	14	15	6	17	4	31	17	4	3	▲	144
General Civil - Level 1	2024	-	-	-	-	-	-	-	-	-	-	-	-	0	0	0
	2023	-	-	-	1	-	-	-	-	-	-	-	-	0	↔	1
General Civil - Level 2	2024	2	-	-	-	-	-	-	-	-	-	-	-	2	-80%	2
	2023	10	2	5	3	1	1	7	1	1	1	-	3	10	▼	35
General Civil - Level 3	2024	1	-	-	-	-	-	-	-	-	-	-	-	1	-80%	1
	2023	5	2	2	1	2	-	2	4	3	-	1	1	5	▼	23
Miscellaneous Civil	2024	18	-	-	-	-	-	-	-	-	-	-	-	18	-38%	18
	2023	29	28	44	16	29	17	19	28	13	32	27	30	29	▼	312
Misdemeanor	2024	1	-	-	-	-	-	-	-	-	-	-	-	1	-50%	1
	2023	2	12	2	11	2	2	1	3	1	6	5	-	2	▼	47
Other	2024	-	-	-	-	-	-	-	-	-	-	-	-	0	0	0
	2023	-	-	-	-	1	1	-	4	1	-	1	-	0	↔	8
Other Criminally Related Matters	2024	-	-	-	-	-	-	-	-	-	-	-	-	0	-100%	0
	2023	1	-	-	-	-	-	3	1	1	-	4	-	1	▼	10
Probates/Wills & Trusts - Level 2	2024	-	-	-	-	-	-	-	-	-	-	-	-	0	0	0
	2023	-	1	-	-	-	-	-	-	2	1	-	-	0	↔	4
Uncontested Divorce	2024	1	-	-	-	-	-	-	-	-	-	-	-	1	0%	1
	2023	1	2	-	1	4	3	1	1	-	1	1	-	1	↔	15

PLN-CCMS-10.01 CASELOAD STATISTICS OF THE CIRCUIT COURTS

Mecklenburg

January 2023 -- January 2024 Filings


Alexandria and Fairfax Circuit are not Included in State Totals

Dashboard

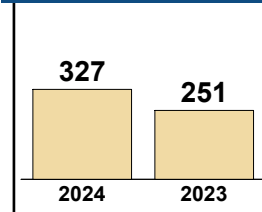
Court: Mecklenburg Circuit
Start/End Date: Jan-23 / Jan-24
2023 Average Month: 271
Jan-Jan 2023: 251
Filings Trending: ▲

Circuit/Court ID: 10 210117
Type of Case: Filings
2024 Average Month: 327
Jan-Jan 2024 : 327
Overall AVG. Month: 275

Monthly Filings Summary



Jan --- Jan Filings



Filings by Division

Divisions		Jan	Feb	Mar	Apr	May	Jun	Jul	Aug	Sep	Oct	Nov	Dec	Thru Jan	% Change	Total
Total	2024	327	-	-	-	-	-	-	-	-	-	-	-	327	30%	327
	2023	251	283	337	274	357	245	190	323	320	257	234	176	251	▲	3,247
Civil	2024	40	-	-	-	-	-	-	-	-	-	-	-	40	21%	40
	2023	33	52	79	50	51	47	29	36	98	41	44	34	33	▲	594
Criminal	2024	186	-	-	-	-	-	-	-	-	-	-	-	186	130%	186
	2023	81	116	116	98	194	112	94	202	122	116	111	87	81	▲	1,449
Concealed Handgun Permits	2024	76	-	-	-	-	-	-	-	-	-	-	-	76	-19%	76
	2023	94	72	83	85	74	55	42	53	56	54	53	30	94	▼	751
Miscellaneous/ Other	2024	24	-	-	-	-	-	-	-	-	-	-	-	24	-43%	24
	2023	42	42	59	41	38	30	24	32	44	46	25	25	42	▼	448
Others	2024	1	-	-	-	-	-	-	-	-	-	-	-	1	0%	1
	2023	1	1	-	-	-	1	1	-	-	-	-	-	1	↔	5

Filings by Case Category

Case Categories		Jan	Feb	Mar	Apr	May	Jun	Jul	Aug	Sep	Oct	Nov	Dec	Thru Jan	% Change	Total
Administrative Law	2024	-	-	-	-	-	-	-	-	-	-	-	-	0	0	0
	2023	-	-	-	-	-	1	-	-	-	-	-	-	0	↔	1
Capital Murder	2024	-	-	-	-	-	-	-	-	-	-	-	-	0	0	0
	2023	-	-	-	-	-	-	-	2	-	-	-	-	0	↔	2
Contested Divorce	2024	15	-	-	-	-	-	-	-	-	-	-	-	15	275%	15
	2023	4	11	28	10	13	3	9	5	13	5	6	6	4	▲	113
Domestic and Family - Level 1	2024	4	-	-	-	-	-	-	-	-	-	-	-	4	33%	4
	2023	3	9	10	5	5	12	4	5	8	2	6	1	3	▲	70
Domestic and Family - Level 2	2024	1	-	-	-	-	-	-	-	-	-	-	-	1	1	1
	2023	-	-	-	-	2	3	-	1	3	1	-	2	0	↔	12
Felonies and Related Matters	2024	157	-	-	-	-	-	-	-	-	-	-	-	157	162%	157
	2023	60	94	84	57	165	69	70	132	81	89	69	29	60	▲	999
General Civil - Level 1	2024	-	-	-	-	-	-	-	-	-	-	-	-	0	0	0
	2023	-	-	1	-	-	-	1	-	-	-	1	-	0	↔	3
General Civil - Level 2	2024	5	-	-	-	-	-	-	-	-	-	-	-	5	150%	5
	2023	2	3	4	2	3	2	5	3	10	9	4	6	2	▲	53
General Civil - Level 3	2024	1	-	-	-	-	-	-	-	-	-	-	-	1	-50%	1
	2023	2	2	5	2	3	3	2	3	46	2	6	5	2	▼	81
Miscellaneous Civil	2024	85	-	-	-	-	-	-	-	-	-	-	-	85	-17%	85
	2023	103	85	100	107	84	67	47	65	78	74	62	43	103	▼	915
Misdemeanor	2024	23	-	-	-	-	-	-	-	-	-	-	-	23	15%	23
	2023	20	22	24	18	24	35	20	60	37	26	37	51	20	▲	374
Other	2024	15	-	-	-	-	-	-	-	-	-	-	-	15	-57%	15
	2023	35	29	40	18	27	17	16	19	23	24	16	10	35	▼	274
Other Criminally Related Matters	2024	6	-	-	-	-	-	-	-	-	-	-	-	6	500%	6
	2023	1	2	8	23	6	8	4	8	4	1	5	7	1	▲	77
Probates/Wills & Trusts - Level 1	2024	-	-	-	-	-	-	-	-	-	-	-	-	0	0	0
	2023	-	3	-	1	2	1	1	-	-	-	-	-	0	↔	8
Probates/Wills & Trusts - Level 2	2024	2	-	-	-	-	-	-	-	-	-	-	-	2	0%	2
	2023	2	2	2	1	-	-	-	-	1	3	-	-	2	↔	11
Protective Orders	2024	-	-	-	-	-	-	-	-	-	-	-	-	0	0	0
	2023	-	-	1	-	-	-	-	-	-	-	-	-	0	↔	1
Uncontested Divorce	2024	13	-	-	-	-	-	-	-	-	-	-	-	13	-32%	13
	2023	19	21	30	30	23	24	11	20	16	21	22	16	19	▼	253

This report reflects data in the case management system. Numbers will update accordingly as reports are refreshed and posted.

PLN-CCMS-10.01 CASELOAD STATISTICS OF THE CIRCUIT COURTS

Prince Edward


January 2023 -- January 2024 Filings

Alexandria and Fairfax Circuit are not Included in State Totals

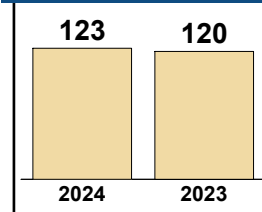
Dashboard

Court: Prince Edward Circuit
Circuit/Court ID: 10 210147
Start/End Date: Jan-23 / Jan-24
Type of Case: Filings
2023 Average Month: 114
2024 Average Month: 123
Jan-Jan 2023: 120
Jan-Jan 2024 : 123
Filings Trending: ↔
Overall AVG. Month: 115

Monthly Filings Summary



Jan --- Jan Filings



Filings by Division

Divisions		Jan	Feb	Mar	Apr	May	Jun	Jul	Aug	Sep	Oct	Nov	Dec	Thru Jan	% Change	Total
Total	2024	123	-	-	-	-	-	-	-	-	-	-	-	123	3%	123
	2023	120	90	119	96	126	130	123	103	136	123	106	97	120	▲	1,369
Civil	2024	9	-	-	-	-	-	-	-	-	-	-	-	9	29%	9
	2023	7	6	10	8	20	10	17	8	13	9	10	11	7	▲	129
Criminal	2024	63	-	-	-	-	-	-	-	-	-	-	-	63	70%	63
	2023	37	30	47	33	51	74	65	39	83	68	51	46	37	▲	624
Concealed Handgun Permits	2024	26	-	-	-	-	-	-	-	-	-	-	-	26	-38%	26
	2023	42	38	34	31	23	18	17	34	25	29	26	28	42	▼	345
Miscellaneous/ Other	2024	25	-	-	-	-	-	-	-	-	-	-	-	25	-26%	25
	2023	34	15	28	23	32	28	24	22	15	17	19	12	34	▼	269
Others	2024	-	-	-	-	-	-	-	-	-	-	-	-	0	0	0
	2023	-	1	-	1	-	-	-	-	-	-	-	-	0	↔	2

Filings by Case Category

Case Categories		Jan	Feb	Mar	Apr	May	Jun	Jul	Aug	Sep	Oct	Nov	Dec	Thru Jan	% Change	Total
Administrative Law	2024	-	-	-	-	-	-	-	-	-	-	-	-	0	0	0
	2023	-	-	-	-	-	-	-	1	-	-	-	-	0	↔	1
Capital Murder	2024	-	-	-	-	-	-	-	-	-	-	-	-	0	0	0
	2023	-	-	1	-	-	-	-	1	-	-	-	-	0	↔	2
Contested Divorce	2024	-	-	-	-	-	-	-	-	-	-	-	-	0	-100%	0
	2023	2	-	1	2	3	-	4	1	1	1	-	1	2	▼	16
Domestic and Family - Level 1	2024	-	-	-	-	-	-	-	-	-	-	-	-	0	0	0
	2023	-	-	1	-	2	1	2	2	4	2	2	-	0	↔	16
Domestic and Family - Level 2	2024	-	-	-	-	-	-	-	-	-	-	-	-	0	0	0
	2023	-	-	1	-	-	-	-	2	-	-	-	1	0	↔	4
Felonies and Related Matters	2024	61	-	-	-	-	-	-	-	-	-	-	-	61	126%	61
	2023	27	19	33	18	41	51	44	22	66	48	42	37	27	▲	448
General Civil - Level 1	2024	-	-	-	-	-	-	-	-	-	-	-	-	0	0	0
	2023	-	1	-	-	-	-	-	-	-	-	-	-	0	↔	1
General Civil - Level 2	2024	2	-	-	-	-	-	-	-	-	-	-	-	2	2	2
	2023	-	1	3	1	4	2	4	1	1	4	2	4	0	↔	27
General Civil - Level 3	2024	2	-	-	-	-	-	-	-	-	-	-	-	2	2	2
	2023	-	1	1	-	2	-	1	1	1	-	1	3	0	↔	11
Miscellaneous Civil	2024	35	-	-	-	-	-	-	-	-	-	-	-	35	-24%	35
	2023	46	43	47	44	38	31	27	42	32	39	33	30	46	▼	452
Misdemeanor	2024	3	-	-	-	-	-	-	-	-	-	-	-	3	-70%	3
	2023	10	11	13	13	8	18	18	10	16	12	9	9	10	▼	147
Other	2024	14	-	-	-	-	-	-	-	-	-	-	-	14	-55%	14
	2023	31	10	15	11	18	16	15	12	9	7	12	10	31	▼	166
Other Criminally Related Matters	2024	-	-	-	-	-	-	-	-	-	-	-	-	0	0	0
	2023	-	-	-	2	3	5	3	6	1	8	-	-	0	↔	28
Probates/Wills & Trusts - Level 1	2024	1	-	-	-	-	-	-	-	-	-	-	-	1	1	1
	2023	-	1	-	-	-	-	1	-	-	-	-	-	0	↔	2
Probates/Wills & Trusts - Level 2	2024	1	-	-	-	-	-	-	-	-	-	-	-	1	0%	1
	2023	1	1	2	1	-	1	-	-	1	-	1	-	1	↔	8
Protective Orders	2024	-	-	-	-	-	-	-	-	-	-	-	-	0	0	0
	2023	-	-	-	-	-	-	-	2	-	-	2	-	0	↔	4
Uncontested Divorce	2024	4	-	-	-	-	-	-	-	-	-	-	-	4	33%	4
	2023	3	2	1	4	7	5	4	2	2	2	2	2	3	▲	36

This report reflects data in the case management system. Numbers will update accordingly as reports are refreshed and posted.

PLN-CCMS-10.01 CASELOAD STATISTICS OF THE CIRCUIT COURTS

Amelia

January 2023 -- January 2024 Filings


Alexandria and Fairfax Circuit are not Included in State Totals

Dashboard

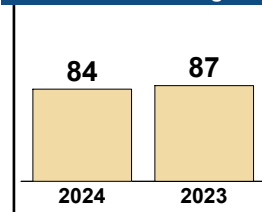
Court: Amelia Circuit
Start/End Date: Jan-23 / Jan-24
2023 Average Month: 73
Jan-Jan 2023: 87
Filings Trending: ▼

Circuit/Court ID: 11 211007
Type of Case: Filings
2024 Average Month:84
Jan-Jan 2024 : 84
Overall AVG. Month: 74

Monthly Filings Summary



Jan --- Jan Filings



Filings by Division

Divisions		Jan	Feb	Mar	Apr	May	Jun	Jul	Aug	Sep	Oct	Nov	Dec	Thru Jan	% Change	Total
Total	2024	84	-	-	-	-	-	-	-	-	-	-	-	84	-3%	84
	2023	87	68	78	73	54	79	60	88	57	74	60	98	87	▼	876
Civil	2024	6	-	-	-	-	-	-	-	-	-	-	-	6	20%	6
	2023	5	5	6	8	8	6	6	7	7	6	6	5	5	▲	75
Criminal	2024	22	-	-	-	-	-	-	-	-	-	-	-	22	5%	22
	2023	21	20	14	25	10	33	18	44	21	21	15	49	21	▲	291
Concealed Handgun Permits	2024	46	-	-	-	-	-	-	-	-	-	-	-	46	-2%	46
	2023	47	33	48	29	27	32	30	24	25	35	32	36	47	▼	398
Miscellaneous/ Other	2024	9	-	-	-	-	-	-	-	-	-	-	-	9	-36%	9
	2023	14	10	10	11	9	8	6	13	4	12	7	8	14	▼	112
Others	2024	1	-	-	-	-	-	-	-	-	-	-	-	1	1	1
	2023	-	-	-	-	-	-	-	-	-	-	-	-	0	↔	0

Filings by Case Category

Case Categories		Jan	Feb	Mar	Apr	May	Jun	Jul	Aug	Sep	Oct	Nov	Dec	Thru Jan	% Change	Total
Contested Divorce	2024	-	-	-	-	-	-	-	-	-	-	-	-	0	0	0
	2023	-	-	2	1	-	2	2	2	-	1	2	-	0	↔	12
Domestic and Family - Level 1	2024	-	-	-	-	-	-	-	-	-	-	-	-	0	0	0
	2023	-	1	-	3	-	1	-	-	1	-	2	-	0	↔	8
Domestic and Family - Level 2	2024	-	-	-	-	-	-	-	-	-	-	-	-	0	0	0
	2023	-	-	1	-	-	-	-	-	-	-	-	-	0	↔	1
Felonies and Related Matters	2024	18	-	-	-	-	-	-	-	-	-	-	-	18	80%	18
	2023	10	14	10	20	5	29	13	16	11	17	7	35	10	▲	187
General Civil - Level 1	2024	1	-	-	-	-	-	-	-	-	-	-	-	1	1	1
	2023	-	-	-	-	-	-	-	-	-	-	-	-	0	↔	0
General Civil - Level 2	2024	2	-	-	-	-	-	-	-	-	-	-	-	2	100%	2
	2023	1	1	2	4	1	2	3	1	3	3	1	2	1	▲	24
General Civil - Level 3	2024	2	-	-	-	-	-	-	-	-	-	-	-	2	-33%	2
	2023	3	-	-	1	-	-	1	1	1	1	-	2	3	▼	10
Miscellaneous Civil	2024	50	-	-	-	-	-	-	-	-	-	-	-	50	-11%	50
	2023	56	38	52	32	35	36	36	31	28	42	34	41	56	▼	461
Misdemeanor	2024	4	-	-	-	-	-	-	-	-	-	-	-	4	-60%	4
	2023	10	4	4	4	10	4	3	26	10	4	7	13	10	▼	99
Other	2024	6	-	-	-	-	-	-	-	-	-	-	-	6	20%	6
	2023	5	5	6	6	-	3	-	6	1	3	3	2	5	▲	40
Other Criminally Related Matters	2024	-	-	-	-	-	-	-	-	-	-	-	-	0	-100%	0
	2023	1	2	-	1	-	-	2	2	-	-	1	1	1	▼	10
Probates/Wills & Trusts - Level 1	2024	-	-	-	-	-	-	-	-	-	-	-	-	0	0	0
	2023	-	-	-	-	-	-	-	1	-	-	-	-	0	↔	1
Probates/Wills & Trusts - Level 2	2024	-	-	-	-	-	-	-	-	-	-	-	-	0	0	0
	2023	-	1	-	-	-	-	-	-	-	1	1	1	0	↔	4
Uncontested Divorce	2024	1	-	-	-	-	-	-	-	-	-	-	-	1	0%	1
	2023	1	2	1	1	3	2	2	2	2	2	2	1	1	↔	19


This report reflects data in the case management system. Numbers will update accordingly as reports are refreshed and posted.

Dashboard

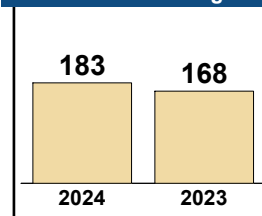
Court: Dinwiddie Circuit
Start/End Date: Jan-23 / Jan-24
2023 Average Month: 142
Jan-Jan 2023: 168
Filings Trending: ▲

Circuit/Court ID: 11 211053
Type of Case: Filings
2024 Average Month:183
Jan-Jan 2024 : 183
Overall AVG. Month: 145

Monthly Filings Summary



Jan --- Jan Filings



Filings by Division

Divisions	Jan	Feb	Mar	Apr	May	Jun	Jul	Aug	Sep	Oct	Nov	Dec	Thru Jan	% Change	Total
Total	183	-	-	-	-	-	-	-	-	-	-	-	183	9%	1,704
Civil	18	-	-	-	-	-	-	-	-	-	-	-	18	-18%	18
Criminal	85	-	-	-	-	-	-	-	-	-	-	-	85	143%	85
Concealed Handgun Permits	63	-	-	-	-	-	-	-	-	-	-	-	63	-33%	63
Miscellaneous/Other	17	-	-	-	-	-	-	-	-	-	-	-	17	0%	17
Others	-	-	-	-	-	-	-	-	-	-	-	-	0	0	0

Filings by Case Category

Case Categories	Jan	Feb	Mar	Apr	May	Jun	Jul	Aug	Sep	Oct	Nov	Dec	Thru Jan	% Change	Total
Contested Divorce	3	-	-	-	-	-	-	-	-	-	-	-	3	50%	3
Domestic and Family - Level 1	3	-	-	-	-	-	-	-	-	-	-	-	3	-25%	3
Domestic and Family - Level 2	-	-	-	-	-	-	-	-	-	-	-	-	0	-100%	0
Felonies and Related Matters	45	-	-	-	-	-	-	-	-	-	-	-	45	200%	45
General Civil - Level 1	-	-	-	-	-	-	-	-	-	-	-	-	0	0	0
General Civil - Level 2	5	-	-	-	-	-	-	-	-	-	-	-	5	150%	5
General Civil - Level 3	6	-	-	-	-	-	-	-	-	-	-	-	6	100%	6
Miscellaneous Civil	80	-	-	-	-	-	-	-	-	-	-	-	80	-29%	80
Misdemeanor	28	-	-	-	-	-	-	-	-	-	-	-	28	100%	28
Other	-	-	-	-	-	-	-	-	-	-	-	-	0	0	0
Other Criminally Related Matters	12	-	-	-	-	-	-	-	-	-	-	-	12	71%	12
Probates/Wills & Trusts - Level 1	-	-	-	-	-	-	-	-	-	-	-	-	0	0	0
Probates/Wills & Trusts - Level 2	1	-	-	-	-	-	-	-	-	-	-	-	1	-50%	1
Uncontested Divorce	-	-	-	-	-	-	-	-	-	-	-	-	0	-100%	0

PLN-CCMS-10.01 CASELOAD STATISTICS OF THE CIRCUIT COURTS

Nottoway

January 2023 -- January 2024 Filings

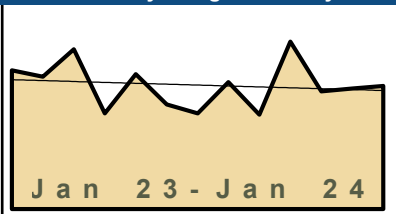
Alexandria and Fairfax Circuit are not Included in State Totals

Dashboard

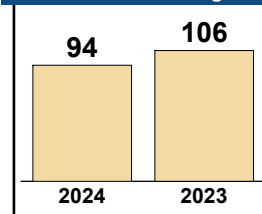
Court: Nottoway Circuit
Start/End Date: Jan-23 / Jan-24
2023 Average Month: 95
Jan-Jan 2023: 106
Filings Trending: ▼

Circuit/Court ID: 11 211135
Type of Case: Filings
2024 Average Month:94
Jan-Jan 2024 : 94
Overall AVG. Month: 95

Monthly Filings Summary



Jan --- Jan Filings



Filings by Division

Divisions		Jan	Feb	Mar	Apr	May	Jun	Jul	Aug	Sep	Oct	Nov	Dec	Thru Jan	% Change	Total
Total	2024	94	-	-	-	-	-	-	-	-	-	-	-	94	-11%	94
	2023	106	101	122	73	103	80	73	97	72	128	90	92	106	▼	1,137
Civil	2024	10	-	-	-	-	-	-	-	-	-	-	-	10	150%	10
	2023	4	16	8	14	14	10	15	12	11	18	10	12	4	▲	144
Criminal	2024	45	-	-	-	-	-	-	-	-	-	-	-	45	-2%	45
	2023	46	39	44	27	56	27	20	40	23	69	38	34	46	▼	463
Concealed Handgun Permits	2024	23	-	-	-	-	-	-	-	-	-	-	-	23	-49%	23
	2023	45	25	51	20	24	31	19	29	20	23	25	32	45	▼	344
Miscellaneous/ Other	2024	16	-	-	-	-	-	-	-	-	-	-	-	16	45%	16
	2023	11	21	19	11	9	12	19	16	18	17	17	14	11	▲	184
Others	2024	-	-	-	1	-	-	-	-	-	-	-	-	0	0	0
	2023	-	-	-	-	-	-	-	-	-	1	-	-	0	↔	2

Filings by Case Category

Case Categories		Jan	Feb	Mar	Apr	May	Jun	Jul	Aug	Sep	Oct	Nov	Dec	Thru Jan	% Change	Total
Administrative Law	2024	-	-	-	-	-	-	-	-	-	-	-	-	0	0	0
	2023	-	-	1	1	-	-	-	-	-	-	-	1	-	0	↔
Contested Divorce	2024	1	-	-	-	-	-	-	-	-	-	-	-	1	0%	1
	2023	1	-	2	1	1	-	2	2	2	1	1	1	1	↔	14
Domestic and Family - Level 1	2024	-	-	-	-	-	-	-	-	-	-	-	-	0	0	0
	2023	-	6	-	-	4	-	1	-	-	6	-	-	0	↔	17
Domestic and Family - Level 2	2024	2	-	-	-	-	-	-	-	-	-	-	-	2	2	2
	2023	-	-	2	3	2	-	4	1	-	1	4	3	0	↔	20
Felonies and Related Matters	2024	31	-	-	-	-	-	-	-	-	-	-	-	31	-16%	31
	2023	37	29	39	20	41	16	10	21	13	43	27	21	37	▼	317
General Civil - Level 1	2024	1	-	-	-	-	-	-	-	-	-	-	-	1	1	1
	2023	-	-	-	-	-	1	-	-	-	-	-	-	0	↔	1
General Civil - Level 2	2024	3	-	-	-	-	-	-	-	-	-	-	-	3	200%	3
	2023	1	2	-	4	-	1	3	7	6	3	2	6	1	▲	35
General Civil - Level 3	2024	6	-	-	-	-	-	-	-	-	-	-	-	6	6	6
	2023	-	2	2	4	4	6	3	-	3	5	-	3	0	↔	32
Miscellaneous Civil	2024	31	-	-	-	-	-	-	-	-	-	-	-	31	-39%	31
	2023	51	41	61	27	31	35	32	39	29	30	34	38	51	▼	448
Misdemeanor	2024	12	-	-	-	-	-	-	-	-	-	-	-	12	71%	12
	2023	7	10	4	4	8	6	10	10	7	22	10	13	7	▲	111
Other	2024	4	-	-	-	-	-	-	-	-	-	-	-	4	-20%	4
	2023	5	5	9	4	2	6	5	4	9	10	8	5	5	▼	72
Other Criminally Related Matters	2024	2	-	-	-	-	-	-	-	-	-	-	-	2	0%	2
	2023	2	-	1	3	8	5	-	9	3	4	1	-	2	↔	36
Probates/Wills & Trusts - Level 1	2024	-	-	-	-	-	-	-	-	-	-	-	-	0	-100%	0
	2023	1	-	-	-	-	-	-	-	-	-	-	1	1	▼	2
Probates/Wills & Trusts - Level 2	2024	-	-	-	-	-	-	-	-	-	-	-	-	0	0	0
	2023	-	-	1	-	1	-	2	2	-	2	-	-	0	↔	8
Uncontested Divorce	2024	1	-	-	-	-	-	-	-	-	-	-	-	1	0%	1
	2023	1	6	-	2	1	4	1	2	-	1	2	1	1	↔	21

This report reflects data in the case management system. Numbers will update accordingly as reports are refreshed and posted.

Dashboard		Monthly Filings Summary		Jan --- Jan Filings	
Court: Powhatan Circuit Start/End Date: Jan-23 / Jan-24 2023 Average Month: 149 Jan-Jan 2023: 155 Filings Trending: ▲	Circuit/Court ID: 11 211145 Type of Case: Filings 2024 Average Month: 168 Jan-Jan 2024 : 168 Overall AVG. Month: 150	<p>Jan 23 - Jan 24</p>	<p>2024: 168, 2023: 155</p>		

Filings by Division																
Divisions		Jan	Feb	Mar	Apr	May	Jun	Jul	Aug	Sep	Oct	Nov	Dec	Thru Jan	% Change	Total
Total	2024	168	-	-	-	-	-	-	-	-	-	-	-	168	8%	168
	2023	155	195	199	119	148	131	120	146	134	192	115	128	155	▲	1,782
Civil	2024	16	-	-	-	-	-	-	-	-	-	-	-	16	7%	16
	2023	15	21	17	4	20	16	18	18	20	19	17	10	15	▲	195
Criminal	2024	15	-	-	-	-	-	-	-	-	-	-	-	15	50%	15
	2023	10	50	41	18	19	18	14	19	18	39	8	39	10	▲	293
Concealed Handgun Permits	2024	112	-	-	-	-	-	-	-	-	-	-	-	112	3%	112
	2023	109	105	105	80	80	79	61	77	69	89	69	61	109	▲	984
Miscellaneous/ Other	2024	25	-	-	-	-	-	-	-	-	-	-	-	25	19%	25
	2023	21	19	36	17	29	18	27	32	27	44	21	18	21	▲	309
Others	2024	-	-	-	-	-	-	-	-	-	-	-	-	0	0	0
	2023	-	-	-	-	-	-	-	-	-	-	1	-	0	↔	1

Filings by Case Category																
Case Categories		Jan	Feb	Mar	Apr	May	Jun	Jul	Aug	Sep	Oct	Nov	Dec	Thru Jan	% Change	Total
Administrative Law	2024	1	-	-	-	-	-	-	-	-	-	-	-	1	1	1
	2023	-	-	-	-	-	1	-	-	-	1	-	-	0	↔	2
Contested Divorce	2024	2	-	-	-	-	-	-	-	-	-	-	-	2	100%	2
	2023	1	2	4	1	-	2	1	2	2	3	4	1	1	▲	23
Domestic and Family - Level 1	2024	4	-	-	-	-	-	-	-	-	-	-	-	4	100%	4
	2023	2	3	-	1	6	2	1	-	4	1	1	4	2	▲	25
Domestic and Family - Level 2	2024	-	-	-	-	-	-	-	-	-	-	-	-	0	0	0
	2023	-	-	-	-	-	-	-	1	-	-	2	-	0	↔	3
Felonies and Related Matters	2024	11	-	-	-	-	-	-	-	-	-	-	-	11	38%	11
	2023	8	41	33	13	8	12	12	8	15	32	7	29	8	▲	218
General Civil - Level 1	2024	-	-	-	-	-	-	-	-	-	-	-	-	0	0	0
	2023	-	1	-	-	1	-	-	-	-	-	1	-	0	↔	3
General Civil - Level 2	2024	6	-	-	-	-	-	-	-	-	-	-	-	6	50%	6
	2023	4	6	3	2	9	6	2	6	6	6	4	1	4	▲	55
General Civil - Level 3	2024	-	-	-	-	-	-	-	-	-	-	-	-	0	0	0
	2023	-	1	6	-	-	2	1	1	7	4	1	-	0	↔	23
Miscellaneous Civil	2024	130	-	-	-	-	-	-	-	-	-	-	-	130	7%	130
	2023	122	116	123	90	95	91	81	100	85	113	88	74	122	▲	1,178
Misdemeanor	2024	1	-	-	-	-	-	-	-	-	-	-	-	1	-50%	1
	2023	2	9	4	5	11	6	2	10	4	6	2	12	2	▼	73
Other	2024	7	-	-	-	-	-	-	-	-	-	-	-	7	40%	7
	2023	5	5	16	5	14	2	7	8	7	18	2	5	5	▲	94
Other Criminally Related Matters	2024	3	-	-	-	-	-	-	-	-	-	-	-	3	3	3
	2023	-	-	4	-	-	-	1	1	-	1	-	-	0	↔	7
Probates/Wills & Trusts - Level 2	2024	1	-	-	-	-	-	-	-	-	-	-	-	1	0%	1
	2023	1	3	-	-	1	1	-	1	-	2	1	-	1	↔	10
Uncontested Divorce	2024	2	-	-	-	-	-	-	-	-	-	-	-	2	-80%	2
	2023	10	8	6	2	3	6	12	8	4	4	3	2	10	▼	68

This report reflects data in the case management system. Numbers will update accordingly as reports are refreshed and posted.

PLN-CCMS-10.01 CASELOAD STATISTICS OF THE CIRCUIT COURTS

Petersburg

January 2023 -- January 2024 Filings

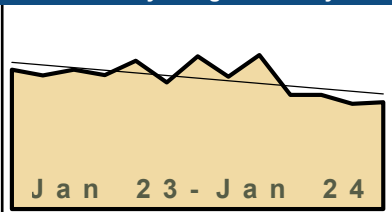
Alexandria and Fairfax Circuit are not Included in State Totals

Dashboard

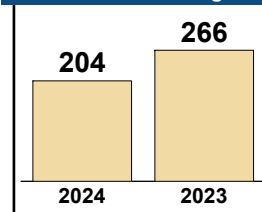
Court: Petersburg Circuit
Start/End Date: Jan-23 / Jan-24
2023 Average Month: 254
Jan-Jan 2023: 266
Filings Trending: ▼

Circuit/Court ID: 11 211730
Type of Case: Filings
2024 Average Month: 204
Jan-Jan 2024 : 204
Overall AVG. Month: 250

Monthly Filings Summary



Jan --- Jan Filings



Filings by Division

Divisions	Jan	Feb	Mar	Apr	May	Jun	Jul	Aug	Sep	Oct	Nov	Dec	Thru Jan	% Change	Total
Total	204	-	-	-	-	-	-	-	-	-	-	-	204	-23%	204
2023	266	255	266	256	283	242	292	253	294	218	218	201	266	▼	3,044
Civil	45	-	-	-	-	-	-	-	-	-	-	-	45	125%	45
2023	20	31	41	38	37	45	53	26	35	28	38	31	20	▲	423
Criminal	103	-	-	-	-	-	-	-	-	-	-	-	103	-34%	103
2023	157	133	130	148	160	112	130	115	180	98	88	88	157	▼	1,539
Concealed Handgun Permits	23	-	-	-	-	-	-	-	-	-	-	-	23	-26%	23
2023	31	32	37	22	21	24	27	33	21	26	36	23	31	▼	333
Miscellaneous/Other	32	-	-	-	-	-	-	-	-	-	-	-	32	-43%	32
2023	56	57	58	48	63	60	81	78	57	65	56	59	56	▼	738
Others	1	-	-	-	-	-	-	-	-	-	-	-	1	-50%	1
2023	2	2	-	-	2	1	1	1	1	1	-	-	2	▼	11

Filings by Case Category

Case Categories	Jan	Feb	Mar	Apr	May	Jun	Jul	Aug	Sep	Oct	Nov	Dec	Thru Jan	% Change	Total
Administrative Law	2024	-	-	-	-	-	-	-	-	-	-	-	0	0	0
2023	-	-	1	-	-	1	-	-	-	1	4	-	0	↔	7
Contested Divorce	2024	-	-	-	-	-	-	-	-	-	-	-	0	0	0
2023	-	1	2	2	1	3	4	1	1	4	2	2	0	↔	23
Domestic and Family - Level 1	2024	-	-	-	-	-	-	-	-	-	-	-	0	-100%	0
2023	1	-	1	-	-	14	2	5	3	1	-	-	1	▼	27
Domestic and Family - Level 2	2024	1	-	-	-	-	-	-	-	-	-	-	1	0%	1
2023	1	2	1	-	-	-	2	1	1	1	-	1	1	↔	10
Felonies and Related Matters	2024	67	-	-	-	-	-	-	-	-	-	-	67	-32%	67
2023	98	81	85	112	87	46	52	44	116	53	35	40	98	▼	849
General Civil - Level 1	2024	1	-	-	-	-	-	-	-	-	-	-	1	1	1
2023	-	1	1	1	1	1	2	-	1	1	-	-	0	↔	9
General Civil - Level 2	2024	14	-	-	-	-	-	-	-	-	-	-	14	250%	14
2023	4	7	15	13	10	9	11	8	7	8	6	9	4	▲	107
General Civil - Level 3	2024	22	-	-	-	-	-	-	-	-	-	-	22	144%	22
2023	9	20	13	11	19	12	27	4	11	11	19	16	9	▲	172
Miscellaneous Civil	2024	38	-	-	-	-	-	-	-	-	-	-	38	-33%	38
2023	57	55	60	44	36	43	48	42	33	43	44	38	57	▼	543
Misdemeanor	2024	36	-	-	-	-	-	-	-	-	-	-	36	-33%	36
2023	54	37	24	26	60	43	40	49	43	35	29	42	54	▼	482
Other	2024	15	-	-	-	-	-	-	-	-	-	-	15	-53%	15
2023	32	30	35	25	49	41	60	70	44	48	48	42	32	▼	524
Other Criminally Related Matters	2024	1	-	-	-	-	-	-	-	-	-	-	1	-86%	1
2023	7	15	21	12	13	23	38	22	23	11	24	6	7	▼	215
Probates/Wills & Trusts - Level 1	2024	2	-	-	-	-	-	-	-	-	-	-	2	2	2
2023	-	-	-	-	-	-	-	-	-	-	-	-	0	↔	0
Probates/Wills & Trusts - Level 2	2024	2	-	-	-	-	-	-	-	-	-	-	2	100%	2
2023	1	4	1	1	2	-	1	1	3	-	-	1	1	▲	15
Protective Orders	2024	-	-	-	-	-	-	-	-	-	-	-	0	0	0
2023	-	-	-	-	-	-	-	-	-	-	1	-	0	↔	1
Uncontested Divorce	2024	5	-	-	-	-	-	-	-	-	-	-	5	150%	5
2023	2	2	6	9	5	6	5	6	8	1	6	4	2	▲	60

This report reflects data in the case management system. Numbers will update accordingly as reports are refreshed and posted.

Dashboard		Monthly Filings Summary		Jan --- Jan Filings			
Court: Chesterfield Circuit Start/End Date: Jan-23 / Jan-24 2023 Average Month: 1,822 Jan-Jan 2023: 1,996 Filings Trending: ▼		Circuit/Court ID: 12 212041 Type of Case: Filings 2024 Average Month: 1,815 Jan-Jan 2024 : 1,815 Overall AVG. Month: 1,821		<p>Jan 23 - Jan 24</p>		<p>2024: 1,815 2023: 1,996</p>	

Filings by Division																
Divisions		Jan	Feb	Mar	Apr	May	Jun	Jul	Aug	Sep	Oct	Nov	Dec	Thru Jan	% Change	Total
Total	2024	1,815	-	-	-	-	-	-	-	-	-	-	-	1,815	-9%	1,815
	2023	1,996	1,922	2,215	1,797	1,922	1,745	1,648	1,808	1,788	1,746	1,724	1,547	1,996	▼	21,858
Civil	2024	226	-	-	-	-	-	-	-	-	-	-	-	226	-9%	226
	2023	248	246	285	217	251	238	204	276	232	206	212	205	248	▼	2,820
Criminal	2024	298	-	-	-	-	-	-	-	-	-	-	-	298	-30%	298
	2023	424	356	501	378	417	443	412	418	481	338	466	312	424	▼	4,946
Concealed Handgun Permits	2024	534	-	-	-	-	-	-	-	-	-	-	-	534	-19%	534
	2023	661	595	683	511	491	414	386	437	415	463	404	405	661	▼	5,865
Miscellaneous/ Other	2024	755	-	-	-	-	-	-	-	-	-	-	-	755	14%	755
	2023	660	724	745	688	760	649	644	675	655	739	638	623	660	▲	8,200
Others	2024	2	-	-	-	-	-	-	-	-	-	-	-	2	-33%	2
	2023	3	1	1	3	3	1	2	2	5	-	4	2	3	▼	27

Filings by Case Category																
Case Categories		Jan	Feb	Mar	Apr	May	Jun	Jul	Aug	Sep	Oct	Nov	Dec	Thru Jan	% Change	Total
Administrative Law	2024	2	-	-	-	-	-	-	-	-	-	-	-	2	100%	2
	2023	1	1	1	3	2	1	-	4	3	3	1	1	1	▲	21
Capital Murder	2024	-	-	-	-	-	-	-	-	-	-	-	-	0	0	0
	2023	-	-	-	-	4	-	-	-	-	-	-	-	0	↔	4
Contested Divorce	2024	27	-	-	-	-	-	-	-	-	-	-	-	27	-21%	27
	2023	34	20	35	21	27	32	20	29	22	24	26	18	34	▼	308
Domestic and Family - Level 1	2024	29	-	-	-	-	-	-	-	-	-	-	-	29	45%	29
	2023	20	31	41	35	25	25	12	24	40	19	21	25	20	▲	318
Domestic and Family - Level 2	2024	8	-	-	-	-	-	-	-	-	-	-	-	8	33%	8
	2023	6	9	7	7	7	3	8	11	3	4	8	8	6	▲	81
Felonies and Related Matters	2024	185	-	-	-	-	-	-	-	-	-	-	-	185	-35%	185
	2023	283	218	346	246	261	279	292	281	352	206	309	197	283	▼	3,270
General Civil - Level 1	2024	3	-	-	-	-	-	-	-	-	-	-	-	3	50%	3
	2023	2	5	1	1	3	1	3	2	2	2	1	2	2	▲	25
General Civil - Level 2	2024	60	-	-	-	-	-	-	-	-	-	-	-	60	-30%	60
	2023	86	77	59	51	88	71	63	75	60	71	74	63	86	▼	838
General Civil - Level 3	2024	19	-	-	-	-	-	-	-	-	-	-	-	19	-10%	19
	2023	21	20	30	19	21	27	25	50	20	21	16	28	21	▼	298
Miscellaneous Civil	2024	728	-	-	-	-	-	-	-	-	-	-	-	728	-12%	728
	2023	827	761	858	669	657	549	571	578	612	717	593	561	827	▼	7,953
Misdemeanor	2024	80	-	-	-	-	-	-	-	-	-	-	-	80	-27%	80
	2023	110	108	136	96	121	124	99	120	105	107	138	85	110	▼	1,349
Other	2024	559	-	-	-	-	-	-	-	-	-	-	-	559	11%	559
	2023	503	559	560	536	590	517	457	534	463	483	450	458	503	▲	6,110
Other Criminally Related Matters	2024	34	-	-	-	-	-	-	-	-	-	-	-	34	6%	34
	2023	32	31	33	36	32	50	23	19	26	27	19	31	32	▲	359
Probates/Wills & Trusts - Level 1	2024	1	-	-	-	-	-	-	-	-	-	-	-	1	-67%	1
	2023	3	2	-	-	1	1	-	2	1	2	2	1	3	▼	15
Probates/Wills & Trusts - Level 2	2024	8	-	-	-	-	-	-	-	-	-	-	-	8	-47%	8
	2023	15	12	17	12	6	9	9	11	7	6	10	19	15	▼	133
Protective Orders	2024	1	-	-	-	-	-	-	-	-	-	-	-	1	-50%	1
	2023	2	-	7	1	-	2	-	2	3	1	-	1	2	▼	19
Uncontested Divorce	2024	71	-	-	-	-	-	-	-	-	-	-	-	71	39%	71
	2023	51	68	84	64	77	54	66	66	69	53	56	49	51	▲	757

This report reflects data in the case management system. Numbers will update accordingly as reports are refreshed and posted.

PLN-CCMS-10.01 CASELOAD STATISTICS OF THE CIRCUIT COURTS

Colonial Heights

January 2023 -- January 2024 Filings


Alexandria and Fairfax Circuit are not Included in State Totals

Dashboard

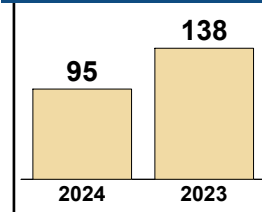
Court: Colonial Heights Circuit
Start/End Date: Jan-23 / Jan-24
2023 Average Month: 126
Jan-Jan 2023: 138
Filings Trending: ▼

Circuit/Court ID: 12 212570
Type of Case: Filings
2024 Average Month:95
Jan-Jan 2024 : 95
Overall AVG. Month: 124

Monthly Filings Summary



Jan --- Jan Filings



Filings by Division

Divisions	Jan	Feb	Mar	Apr	May	Jun	Jul	Aug	Sep	Oct	Nov	Dec	Thru Jan	% Change	Total
Total	95	-	-	-	-	-	-	-	-	-	-	-	95	-31%	95
2023	138	113	159	118	84	139	109	120	167	145	106	113	138	▼	1,511
Civil	9	-	-	-	-	-	-	-	-	-	-	-	9	0%	9
2023	9	7	10	14	10	18	13	13	13	14	11	15	9	↔	147
Criminal	40	-	-	-	-	-	-	-	-	-	-	-	40	-43%	40
2023	70	51	68	71	36	73	67	69	108	94	58	56	70	▼	821
Concealed Handgun Permits	26	-	-	-	-	-	-	-	-	-	-	-	26	-35%	26
2023	40	34	49	25	25	25	20	23	23	22	22	23	40	▼	331
Miscellaneous/Other	20	-	-	-	-	-	-	-	-	-	-	-	20	5%	20
2023	19	21	32	8	13	23	9	14	19	14	15	19	19	▲	206
Others	-	-	-	-	-	-	-	-	-	-	-	-	0	0	0
2023	-	-	-	-	-	-	-	1	4	1	-	-	0	↔	6

Filings by Case Category

Case Categories	Jan	Feb	Mar	Apr	May	Jun	Jul	Aug	Sep	Oct	Nov	Dec	Thru Jan	% Change	Total
Contested Divorce	1	-	-	-	-	-	-	-	-	-	-	-	1	-50%	1
2023	2	-	1	3	1	1	1	-	-	1	2	1	2	▼	13
Domestic and Family - Level 1	-	-	-	-	-	-	-	-	-	-	-	-	0	0	0
2023	-	-	2	-	-	6	-	5	-	5	1	4	0	↔	23
Domestic and Family - Level 2	-	-	-	-	-	-	-	-	-	-	-	-	0	0	0
2023	-	-	1	1	-	2	-	1	3	3	-	1	0	↔	12
Felonies and Related Matters	26	-	-	-	-	-	-	-	-	-	-	-	26	-37%	26
2023	41	40	50	42	28	51	49	51	82	81	45	45	41	▼	605
General Civil - Level 1	-	-	-	-	-	-	-	-	-	-	-	-	0	-100%	0
2023	1	-	-	-	-	-	-	1	-	-	-	-	1	▼	2
General Civil - Level 2	6	-	-	-	-	-	-	-	-	-	-	-	6	6	6
2023	-	-	3	3	3	-	1	4	3	2	1	2	0	↔	22
General Civil - Level 3	1	-	-	-	-	-	-	-	-	-	-	-	1	0%	1
2023	1	-	-	1	4	3	6	1	3	2	4	2	1	↔	27
Miscellaneous Civil	33	-	-	-	-	-	-	-	-	-	-	-	33	-34%	33
2023	50	47	70	30	32	34	27	32	37	28	27	35	50	▼	449
Misdemeanor	11	-	-	-	-	-	-	-	-	-	-	-	11	-54%	11
2023	24	10	10	26	6	18	17	13	23	10	13	10	24	▼	180
Other	9	-	-	-	-	-	-	-	-	-	-	-	9	0%	9
2023	9	8	10	3	4	12	3	5	7	7	8	5	9	↔	81
Other Criminally Related Matters	3	-	-	-	-	-	-	-	-	-	-	-	3	-40%	3
2023	5	1	8	3	2	9	1	5	3	3	-	1	5	▼	41
Probates/Wills & Trusts - Level 1	-	-	-	-	-	-	-	-	-	-	-	-	0	0	0
2023	-	-	-	-	-	-	-	-	-	-	-	1	0	↔	1
Probates/Wills & Trusts - Level 2	-	-	-	-	-	-	-	-	-	-	-	-	0	-100%	0
2023	1	2	-	1	-	-	-	-	2	-	-	-	1	▼	6
Protective Orders	-	-	-	-	-	-	-	-	-	-	-	-	0	0	0
2023	-	2	1	-	-	1	-	1	-	-	-	1	0	↔	6
Uncontested Divorce	5	-	-	-	-	-	-	-	-	-	-	-	5	25%	5
2023	4	3	3	5	4	2	4	1	4	3	4	6	4	▲	43

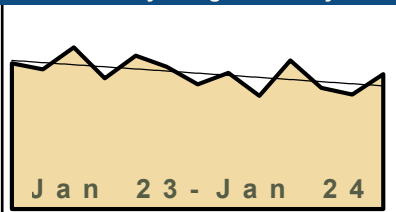
This report reflects data in the case management system. Numbers will update accordingly as reports are refreshed and posted.

Dashboard

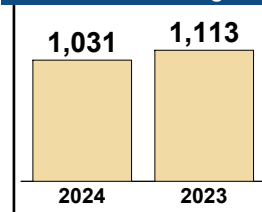
Court: Richmond Circuit
Start/End Date: Jan-23 / Jan-24
2023 Average Month: 1,038
Jan-Jan 2023: 1,113
Filings Trending: ▼

Circuit/Court ID: 13 213760
Type of Case: Filings
2024 Average Month: 1,031
Jan-Jan 2024 : 1,031
Overall AVG. Month: 1,038

Monthly Filings Summary



Jan --- Jan Filings



Filings by Division

Divisions		Jan	Feb	Mar	Apr	May	Jun	Jul	Aug	Sep	Oct	Nov	Dec	Thru Jan	% Change	Total
Total	2024	1,031	-	-	-	-	-	-	-	-	-	-	-	1,031	-7%	1,031
	2023	1,113	1,067	1,234	999	1,172	1,086	953	1,039	864	1,134	926	874	1,113	▼	12,461
Civil	2024	221	-	-	-	-	-	-	-	-	-	-	-	221	-2%	221
	2023	225	244	244	201	213	191	158	186	165	221	159	161	225	▼	2,368
Criminal	2024	363	-	-	-	-	-	-	-	-	-	-	-	363	17%	363
	2023	311	265	374	275	366	353	254	333	240	392	285	254	311	▲	3,702
Concealed Handgun Permits	2024	112	-	-	-	-	-	-	-	-	-	-	-	112	-31%	112
	2023	162	145	176	136	144	116	104	102	89	103	100	115	162	▼	1,492
Miscellaneous/ Other	2024	332	-	-	-	-	-	-	-	-	-	-	-	332	-19%	332
	2023	408	410	438	384	447	424	432	414	365	418	379	342	408	▼	4,861
Others	2024	3	-	-	-	-	-	-	-	-	-	-	-	3	-57%	3
	2023	7	3	2	3	2	2	5	4	5	-	3	2	7	▼	38

Filings by Case Category

Case Categories		Jan	Feb	Mar	Apr	May	Jun	Jul	Aug	Sep	Oct	Nov	Dec	Thru Jan	% Change	Total
Administrative Law	2024	5	-	-	-	-	-	-	-	-	-	-	-	5	150%	5
	2023	2	4	5	3	7	3	5	3	3	5	1	4	2	▲	45
Capital Murder	2024	1	-	-	-	-	-	-	-	-	-	-	-	1	0%	1
	2023	1	-	-	-	-	-	-	1	-	-	-	-	1	↔	2
Contested Divorce	2024	15	-	-	-	-	-	-	-	-	-	-	-	15	67%	15
	2023	9	7	18	10	11	12	12	10	11	10	7	8	9	▲	125
Domestic and Family - Level 1	2024	5	-	-	-	-	-	-	-	-	-	-	-	5	-44%	5
	2023	9	26	13	15	8	13	10	8	11	16	7	8	9	▼	144
Domestic and Family - Level 2	2024	20	-	-	-	-	-	-	-	-	-	-	-	20	43%	20
	2023	14	13	10	17	23	19	10	14	16	15	16	8	14	▲	175
Felonies and Related Matters	2024	286	-	-	-	-	-	-	-	-	-	-	-	286	16%	286
	2023	247	201	276	199	290	261	183	269	157	312	212	202	247	▲	2,809
General Civil - Level 1	2024	4	-	-	-	-	-	-	-	-	-	-	-	4	-56%	4
	2023	9	6	3	6	9	6	7	11	6	5	8	11	9	▼	87
General Civil - Level 2	2024	127	-	-	-	-	-	-	-	-	-	-	-	127	19%	127
	2023	107	113	110	107	94	91	72	97	79	124	90	92	107	▲	1,176
General Civil - Level 3	2024	39	-	-	-	-	-	-	-	-	-	-	-	39	-25%	39
	2023	52	52	46	25	31	26	35	31	38	31	22	24	52	▼	413
Miscellaneous Civil	2024	270	-	-	-	-	-	-	-	-	-	-	-	270	-18%	270
	2023	331	307	367	320	331	271	298	252	260	257	272	228	331	▼	3,494
Misdemeanor	2024	45	-	-	-	-	-	-	-	-	-	-	-	45	32%	45
	2023	34	43	57	51	37	60	36	31	53	54	49	28	34	▲	533
Other	2024	139	-	-	-	-	-	-	-	-	-	-	-	139	-38%	139
	2023	224	233	237	190	240	244	214	241	175	234	187	208	224	▼	2,627
Other Criminally Related Matters	2024	40	-	-	-	-	-	-	-	-	-	-	-	40	11%	40
	2023	36	27	47	29	47	42	39	38	33	34	29	27	36	▲	428
Probates/Wills & Trusts - Level 1	2024	1	-	-	-	-	-	-	-	-	-	-	-	1	1	1
	2023	-	-	1	-	-	3	1	-	-	1	-	1	0	↔	7
Probates/Wills & Trusts - Level 2	2024	13	-	-	-	-	-	-	-	-	-	-	-	13	44%	13
	2023	9	5	13	8	6	6	8	6	4	9	9	3	9	▲	86
Uncontested Divorce	2024	21	-	-	-	-	-	-	-	-	-	-	-	21	-28%	21
	2023	29	30	31	19	38	29	23	27	18	27	17	22	29	▼	310

PLN-CCMS-10.01 CASELOAD STATISTICS OF THE CIRCUIT COURTS

Henrico

January 2023 -- January 2024 Filings

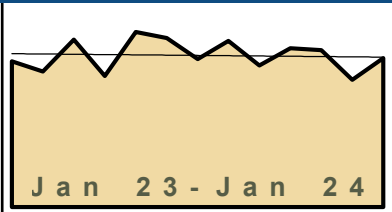
Alexandria and Fairfax Circuit are not Included in State Totals

Dashboard

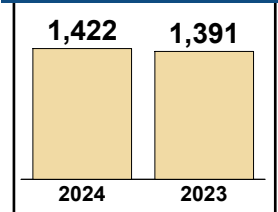
Court: Henrico Circuit
Start/End Date: Jan-23 / Jan-24
2023 Average Month: 1,450
Jan-Jan 2023: 1,391
Filings Trending: ↔

Circuit/Court ID: 14 214087
Type of Case: Filings
2024 Average Month: 1,422
Jan-Jan 2024 : 1,422
Overall AVG. Month: 1,448

Monthly Filings Summary



Jan --- Jan Filings



Filings by Division

Divisions		Jan	Feb	Mar	Apr	May	Jun	Jul	Aug	Sep	Oct	Nov	Dec	Thru Jan	% Change	Total
Total	2024	1,422	-	-	-	-	-	-	-	-	-	-	-	1,422	2%	1,422
	2023	1,391	1,294	1,600	1,251	1,672	1,615	1,412	1,586	1,351	1,516	1,497	1,215	1,391	▲	17,400
Civil	2024	207	-	-	-	-	-	-	-	-	-	-	-	207	7%	207
	2023	193	189	219	186	238	226	155	211	194	167	183	129	193	▲	2,290
Criminal	2024	512	-	-	-	-	-	-	-	-	-	-	-	512	-4%	512
	2023	535	502	574	349	500	520	484	560	495	413	613	467	535	▼	6,012
Concealed Handgun Permits	2024	372	-	-	-	-	-	-	-	-	-	-	-	372	-2%	372
	2023	380	356	420	284	310	255	285	247	256	310	293	238	380	▼	3,634
Miscellaneous/ Other	2024	322	-	-	-	-	-	-	-	-	-	-	-	322	15%	322
	2023	280	243	383	429	621	610	481	562	400	621	402	375	280	▲	5,407
Others	2024	9	-	-	-	-	-	-	-	-	-	-	-	9	200%	9
	2023	3	4	4	3	3	4	7	6	6	5	6	6	3	▲	57

Filings by Case Category

Case Categories		Jan	Feb	Mar	Apr	May	Jun	Jul	Aug	Sep	Oct	Nov	Dec	Thru Jan	% Change	Total
Administrative Law	2024	-	-	-	-	-	-	-	-	-	-	-	-	0	-100%	0
	2023	3	4	1	-	1	3	2	5	1	3	2	1	3	▼	26
Capital Murder	2024	1	-	-	-	-	-	-	-	-	-	-	-	1	1	1
	2023	-	-	-	-	-	-	-	-	-	-	-	-	0	↔	0
Contested Divorce	2024	25	-	-	-	-	-	-	-	-	-	-	-	25	-4%	25
	2023	26	25	22	22	31	21	12	34	22	18	13	17	26	▼	263
Domestic and Family - Level 1	2024	22	-	-	-	-	-	-	-	-	-	-	-	22	-19%	22
	2023	27	15	16	15	22	35	17	9	18	14	19	9	27	▼	216
Domestic and Family - Level 2	2024	6	-	-	-	-	-	-	-	-	-	-	-	6	0%	6
	2023	6	7	5	5	7	2	2	4	5	5	7	2	6	↔	57
Felonies and Related Matters	2024	331	-	-	-	-	-	-	-	-	-	-	-	331	-7%	331
	2023	355	334	385	210	317	354	305	348	329	250	407	313	355	▼	3,907
General Civil - Level 1	2024	5	-	-	-	-	-	-	-	-	-	-	-	5	5	5
	2023	-	6	3	2	7	4	2	3	6	3	2	2	0	↔	40
General Civil - Level 2	2024	59	-	-	-	-	-	-	-	-	-	-	-	59	5%	59
	2023	56	66	86	72	94	83	54	69	76	64	67	43	56	▲	830
General Civil - Level 3	2024	22	-	-	-	-	-	-	-	-	-	-	-	22	47%	22
	2023	15	19	24	25	23	39	21	27	16	10	27	12	15	▲	258
Miscellaneous Civil	2024	553	-	-	-	-	-	-	-	-	-	-	-	553	-13%	553
	2023	637	568	708	503	554	500	517	470	445	544	473	460	637	▼	6,379
Misdemeanor	2024	159	-	-	-	-	-	-	-	-	-	-	-	159	16%	159
	2023	137	124	156	106	134	133	136	151	131	115	161	119	137	▲	1,603
Other	2024	133	-	-	-	-	-	-	-	-	-	-	-	133	478%	133
	2023	23	23	80	186	373	342	243	340	202	384	220	157	23	▲	2,573
Other Criminally Related Matters	2024	32	-	-	-	-	-	-	-	-	-	-	-	32	-30%	32
	2023	46	45	36	35	50	41	44	66	37	53	47	35	46	▼	535
Probates/Wills & Trusts - Level 1	2024	1	-	-	-	-	-	-	-	-	-	-	-	1	-50%	1
	2023	2	-	1	1	1	4	2	-	2	3	1	-	2	▼	17
Probates/Wills & Trusts - Level 2	2024	13	-	-	-	-	-	-	-	-	-	-	-	13	44%	13
	2023	9	7	17	10	11	11	4	6	7	5	6	6	9	▲	99
Protective Orders	2024	1	-	-	-	-	-	-	-	-	-	-	-	1	1	1
	2023	-	-	-	-	-	1	-	-	-	-	-	-	0	↔	1
Uncontested Divorce	2024	59	-	-	-	-	-	-	-	-	-	-	-	59	20%	59
	2023	49	51	60	59	47	42	51	54	54	45	45	39	49	▲	596

This report reflects data in the case management system. Numbers will update accordingly as reports are refreshed and posted.

Dashboard		Monthly Filings Summary		Jan --- Jan Filings	
<p>Court: Caroline Circuit Start/End Date: Jan-23 / Jan-24 2023 Average Month: 175 Jan-Jan 2023: 172 Filings Trending: ▼</p>	<p>Circuit/Court ID: 15 215033 Type of Case: Filings 2024 Average Month: 166 Jan-Jan 2024 : 166 Overall AVG. Month: 174</p>	<p>Jan 23 - Jan 24</p>		<p>2024: 166, 2023: 172</p>	

Filings by Division																
Divisions		Jan	Feb	Mar	Apr	May	Jun	Jul	Aug	Sep	Oct	Nov	Dec	Thru Jan	% Change	Total
Total	2024	166	-	-	-	-	-	-	-	-	-	-	-	166	-3%	166
	2023	172	166	201	157	265	152	152	194	179	184	136	139	172	▼	2,097
Civil	2024	16	-	-	-	-	-	-	-	-	-	-	-	16	-11%	16
	2023	18	20	16	22	29	24	14	22	18	16	14	25	18	▼	238
Criminal	2024	66	-	-	-	-	-	-	-	-	-	-	-	66	25%	66
	2023	53	55	59	34	132	61	69	59	70	84	41	38	53	▲	755
Concealed Handgun Permits	2024	61	-	-	-	-	-	-	-	-	-	-	-	61	-18%	61
	2023	74	66	91	60	63	40	41	74	61	48	57	47	74	▼	722
Miscellaneous/ Other	2024	23	-	-	-	-	-	-	-	-	-	-	-	23	-15%	23
	2023	27	22	34	39	41	27	28	39	29	36	24	28	27	▼	374
Others	2024	-	-	-	-	-	-	-	-	-	-	-	-	0	0	0
	2023	-	3	1	2	-	-	-	-	1	-	-	-	0	↔	8

Filings by Case Category																
Case Categories		Jan	Feb	Mar	Apr	May	Jun	Jul	Aug	Sep	Oct	Nov	Dec	Thru Jan	% Change	Total
Administrative Law	2024	-	-	-	-	-	-	-	-	-	-	-	-	0	0	0
	2023	-	-	-	-	-	-	-	-	1	-	-	-	0	↔	1
Contested Divorce	2024	1	-	-	-	-	-	-	-	-	-	-	-	1	1	1
	2023	-	1	2	-	2	1	1	5	3	1	-	2	0	↔	18
Domestic and Family - Level 1	2024	2	-	-	-	-	-	-	-	-	-	-	-	2	0%	2
	2023	2	5	1	1	1	3	1	1	2	-	3	9	2	↔	29
Domestic and Family - Level 2	2024	1	-	-	-	-	-	-	-	-	-	-	-	1	-50%	1
	2023	2	-	-	1	16	8	-	1	-	1	1	1	2	▼	31
Felonies and Related Matters	2024	33	-	-	-	-	-	-	-	-	-	-	-	33	10%	33
	2023	30	36	37	27	90	34	56	31	42	55	25	24	30	▲	487
General Civil - Level 1	2024	-	-	-	-	-	-	-	-	-	-	-	-	0	0	0
	2023	-	-	-	-	1	-	-	-	-	-	-	-	0	↔	1
General Civil - Level 2	2024	5	-	-	-	-	-	-	-	-	-	-	-	5	67%	5
	2023	3	6	3	5	5	4	2	8	3	6	4	6	3	▲	55
General Civil - Level 3	2024	3	-	-	-	-	-	-	-	-	-	-	-	3	-40%	3
	2023	5	2	3	9	2	1	3	5	1	1	2	2	5	▼	36
Miscellaneous Civil	2024	81	-	-	-	-	-	-	-	-	-	-	-	81	-9%	81
	2023	89	81	104	73	88	59	58	94	82	71	76	64	89	▼	939
Misdemeanor	2024	22	-	-	-	-	-	-	-	-	-	-	-	22	38%	22
	2023	16	17	18	4	38	21	12	25	24	29	14	14	16	▲	232
Other	2024	-	-	-	-	-	-	-	-	-	-	-	-	0	-100%	0
	2023	13	11	21	27	17	8	10	18	12	14	4	13	13	▼	168
Other Criminally Related Matters	2024	11	-	-	-	-	-	-	-	-	-	-	-	11	57%	11
	2023	7	3	4	3	4	6	1	3	4	-	2	1	7	▲	38
Probates/Wills & Trusts - Level 1	2024	-	-	-	-	-	-	-	-	-	-	-	-	0	0	0
	2023	-	-	-	-	-	-	-	-	1	-	-	-	0	↔	1
Probates/Wills & Trusts - Level 2	2024	1	-	-	-	-	-	-	-	-	-	-	-	1	1	1
	2023	-	-	2	-	-	2	6	-	-	-	2	-	0	↔	12
Uncontested Divorce	2024	6	-	-	-	-	-	-	-	-	-	-	-	6	20%	6
	2023	5	4	6	7	1	5	2	3	4	6	3	3	5	▲	49

Dashboard		Monthly Filings Summary		Jan --- Jan Filings					
<p>Court: Essex Circuit Start/End Date: Jan-23 / Jan-24 2023 Average Month: 62 Jan-Jan 2023: 62 Filings Trending: ▲</p>	<p>Circuit/Court ID: 15 215057 Type of Case: Filings 2024 Average Month: 69 Jan-Jan 2024 : 69 Overall AVG. Month: 62</p>	<p style="text-align: center; font-weight: bold; font-size: 1.2em;">Jan 23 - Jan 24</p>		<table border="1" style="margin: auto; border-collapse: collapse;"> <tr> <td style="text-align: center; font-size: 1.5em; font-weight: bold;">69</td> <td style="text-align: center; font-size: 1.5em; font-weight: bold;">62</td> </tr> <tr> <td style="text-align: center; font-size: 0.8em;">2024</td> <td style="text-align: center; font-size: 0.8em;">2023</td> </tr> </table>		69	62	2024	2023
69	62								
2024	2023								

Filings by Division																
Divisions		Jan	Feb	Mar	Apr	May	Jun	Jul	Aug	Sep	Oct	Nov	Dec	Thru Jan	% Change	Total
Total	2024	69	-	-	-	-	-	-	-	-	-	-	-	69	11%	69
	2023	62	60	114	52	51	58	29	55	109	67	42	43	62	▲	742
Civil	2024	5	-	-	-	-	-	-	-	-	-	-	-	5	-58%	5
	2023	12	7	7	9	15	6	9	11	2	10	2	4	12	▼	94
Criminal	2024	16	-	-	-	-	-	-	-	-	-	-	-	16	60%	16
	2023	10	3	56	20	7	16	3	17	61	22	9	22	10	▲	246
Concealed Handgun Permits	2024	28	-	-	-	-	-	-	-	-	-	-	-	28	12%	28
	2023	25	30	29	12	11	25	15	13	30	20	16	12	25	▲	238
Miscellaneous/Other	2024	20	-	-	-	-	-	-	-	-	-	-	-	20	33%	20
	2023	15	20	22	11	18	11	2	14	16	15	14	5	15	▲	163
Others	2024	-	-	-	-	-	-	-	-	-	-	-	-	0	0	0
	2023	-	-	-	-	-	-	-	-	-	-	1	-	0	↔	1

Filings by Case Category																
Case Categories		Jan	Feb	Mar	Apr	May	Jun	Jul	Aug	Sep	Oct	Nov	Dec	Thru Jan	% Change	Total
Administrative Law	2024	-	-	-	-	-	-	-	-	-	-	-	-	0	0	0
	2023	-	-	-	-	-	-	1	-	-	-	-	-	0	↔	1
Contested Divorce	2024	1	-	-	-	-	-	-	-	-	-	-	-	1	0%	1
	2023	1	2	2	1	1	1	-	-	-	-	-	-	1	↔	8
Domestic and Family - Level 1	2024	-	-	-	-	-	-	-	-	-	-	-	-	0	-100%	0
	2023	1	-	1	-	6	-	1	9	-	-	-	1	1	▼	19
Domestic and Family - Level 2	2024	-	-	-	-	-	-	-	-	-	-	-	-	0	-100%	0
	2023	1	-	1	2	2	-	-	-	-	1	-	-	1	▼	7
Felonies and Related Matters	2024	13	-	-	-	-	-	-	-	-	-	-	-	13	86%	13
	2023	7	2	41	17	7	13	2	9	60	12	5	15	7	▲	190
General Civil - Level 1	2024	-	-	-	-	-	-	-	-	-	-	-	-	0	0	0
	2023	-	-	-	1	-	1	-	-	-	1	-	-	0	↔	3
General Civil - Level 2	2024	3	-	-	-	-	-	-	-	-	-	-	-	3	50%	3
	2023	2	-	1	6	2	1	-	-	1	2	1	2	2	▲	18
General Civil - Level 3	2024	1	-	-	-	-	-	-	-	-	-	-	-	1	-75%	1
	2023	4	1	2	1	3	-	4	1	1	6	1	-	4	▼	24
Miscellaneous Civil	2024	35	-	-	-	-	-	-	-	-	-	-	-	35	21%	35
	2023	29	32	33	15	16	27	17	14	33	26	22	15	29	▲	279
Misdemeanor	2024	3	-	-	-	-	-	-	-	-	-	-	-	3	0%	3
	2023	3	1	2	-	-	-	1	4	-	8	2	3	3	↔	24
Other	2024	12	-	-	-	-	-	-	-	-	-	-	-	12	9%	12
	2023	11	18	17	6	13	8	-	12	12	8	9	2	11	▲	116
Other Criminally Related Matters	2024	-	-	-	-	-	-	-	-	-	-	-	-	0	0	0
	2023	-	-	13	3	-	3	2	4	1	2	2	4	0	↔	34
Probates/Wills & Trusts - Level 2	2024	1	-	-	-	-	-	-	-	-	-	-	-	1	1	1
	2023	-	-	-	-	-	-	-	-	-	-	-	1	0	↔	1
Uncontested Divorce	2024	-	-	-	-	-	-	-	-	-	-	-	-	0	-100%	0
	2023	3	4	1	-	1	4	1	2	1	1	-	-	3	▼	18

PLN-CCMS-10.01 CASELOAD STATISTICS OF THE CIRCUIT COURTS

Hanover

January 2023 -- January 2024 Filings


Alexandria and Fairfax Circuit are not Included in State Totals

Dashboard

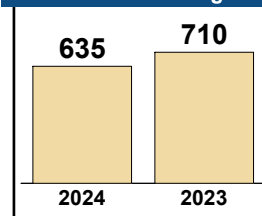
Court: Hanover Circuit
Start/End Date: Jan-23 / Jan-24
2023 Average Month: 608
Jan-Jan 2023: 710
Filings Trending: ▼

Circuit/Court ID: 15 215085
Type of Case: Filings
2024 Average Month: 635
Jan-Jan 2024 : 635
Overall AVG. Month: 610

Monthly Filings Summary



Jan --- Jan Filings



Filings by Division

Divisions		Jan	Feb	Mar	Apr	May	Jun	Jul	Aug	Sep	Oct	Nov	Dec	Thru Jan	% Change	Total
Total	2024	635	-	-	-	-	-	-	-	-	-	-	-	635	-11%	635
	2023	710	554	803	541	654	609	499	666	629	561	542	532	710	▼	7,300
Civil	2024	126	-	-	-	-	-	-	-	-	-	-	-	126	54%	126
	2023	82	94	150	99	130	145	102	151	119	116	93	104	82	▲	1,385
Criminal	2024	210	-	-	-	-	-	-	-	-	-	-	-	210	-7%	210
	2023	225	184	274	199	271	215	177	284	261	195	221	236	225	▼	2,742
Concealed Handgun Permits	2024	251	-	-	-	-	-	-	-	-	-	-	-	251	-14%	251
	2023	291	216	248	192	176	172	139	161	158	199	171	154	291	▼	2,277
Miscellaneous/ Other	2024	48	-	-	-	-	-	-	-	-	-	-	-	48	-57%	48
	2023	112	60	130	51	77	77	81	69	90	51	57	38	112	▼	893
Others	2024	-	-	-	-	-	-	-	-	-	-	-	-	0	0	0
	2023	-	-	1	-	-	-	-	1	1	-	-	-	0	↔	3

Filings by Case Category

Case Categories		Jan	Feb	Mar	Apr	May	Jun	Jul	Aug	Sep	Oct	Nov	Dec	Thru Jan	% Change	Total
Administrative Law	2024	1	-	-	-	-	-	-	-	-	-	-	-	1	1	1
	2023	-	1	-	1	-	-	-	-	2	1	-	-	0	↔	5
Capital Murder	2024	-	-	-	-	-	-	-	-	-	-	-	-	0	0	0
	2023	-	-	-	-	2	-	-	-	-	-	-	-	0	↔	2
Contested Divorce	2024	19	-	-	-	-	-	-	-	-	-	-	-	19	27%	19
	2023	15	14	29	22	22	27	17	20	12	16	13	18	15	▲	225
Domestic and Family - Level 1	2024	5	-	-	-	-	-	-	-	-	-	-	-	5	67%	5
	2023	3	2	7	2	5	6	11	7	10	9	5	6	3	▲	73
Domestic and Family - Level 2	2024	5	-	-	-	-	-	-	-	-	-	-	-	5	150%	5
	2023	2	4	7	1	13	9	7	10	10	6	5	2	2	▲	76
Felonies and Related Matters	2024	127	-	-	-	-	-	-	-	-	-	-	-	127	-4%	127
	2023	132	89	167	129	163	118	109	161	166	111	142	118	132	▼	1,605
General Civil - Level 1	2024	-	-	-	-	-	-	-	-	-	-	-	-	0	0	0
	2023	-	-	-	1	-	1	2	-	-	1	-	1	0	↔	6
General Civil - Level 2	2024	34	-	-	-	-	-	-	-	-	-	-	-	34	113%	34
	2023	16	15	35	19	25	36	14	54	38	43	23	37	16	▲	355
General Civil - Level 3	2024	13	-	-	-	-	-	-	-	-	-	-	-	13	225%	13
	2023	4	9	3	4	6	13	6	12	6	2	8	5	4	▲	78
Miscellaneous Civil	2024	296	-	-	-	-	-	-	-	-	-	-	-	296	-26%	296
	2023	400	276	371	239	254	248	213	226	244	250	219	195	400	▼	3,135
Misdemeanor	2024	74	-	-	-	-	-	-	-	-	-	-	-	74	-13%	74
	2023	85	87	100	64	101	87	63	107	90	79	75	115	85	▼	1,053
Other	2024	5	-	-	-	-	-	-	-	-	-	-	-	5	67%	5
	2023	3	4	7	7	4	5	3	6	4	2	3	8	3	▲	56
Other Criminally Related Matters	2024	9	-	-	-	-	-	-	-	-	-	-	-	9	13%	9
	2023	8	8	8	6	9	10	8	16	7	5	5	3	8	▲	93
Probates/Wills & Trusts - Level 1	2024	-	-	-	-	-	-	-	-	-	-	-	-	0	0	0
	2023	-	-	1	1	1	2	-	1	2	1	-	-	0	↔	9
Probates/Wills & Trusts - Level 2	2024	6	-	-	-	-	-	-	-	-	-	-	-	6	200%	6
	2023	2	1	5	4	5	2	-	1	1	-	2	2	2	▲	25
Uncontested Divorce	2024	41	-	-	-	-	-	-	-	-	-	-	-	41	3%	41
	2023	40	44	63	41	44	45	46	45	37	35	42	22	40	▲	504

This report reflects data in the case management system. Numbers will update accordingly as reports are refreshed and posted.

PLN-CCMS-10.01 CASELOAD STATISTICS OF THE CIRCUIT COURTS

King George

January 2023 -- January 2024 Filings


Alexandria and Fairfax Circuit are not Included in State Totals

Dashboard

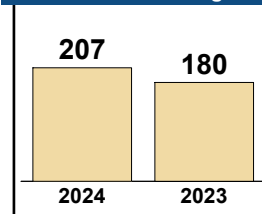
Court: King George Circuit
Start/End Date: Jan-23 / Jan-24
2023 Average Month: 142
Jan-Jan 2023: 180
Filings Trending: ▲

Circuit/Court ID: 15 215099
Type of Case: Filings
2024 Average Month: 207
Jan-Jan 2024 : 207
Overall AVG. Month: 147

Monthly Filings Summary



Jan --- Jan Filings



Filings by Division

Divisions		Jan	Feb	Mar	Apr	May	Jun	Jul	Aug	Sep	Oct	Nov	Dec	Thru Jan	% Change	Total
Total	2024	207	-	-	-	-	-	-	-	-	-	-	-	207	15%	207
	2023	180	166	155	118	112	133	158	121	134	192	111	120	180	▲	1,700
Civil	2024	14	-	-	-	-	-	-	-	-	-	-	-	14	-36%	14
	2023	22	15	10	12	14	10	12	10	23	11	18	11	22	▼	168
Criminal	2024	102	-	-	-	-	-	-	-	-	-	-	-	102	46%	102
	2023	70	63	51	37	21	51	76	36	45	100	25	46	70	▲	621
Concealed Handgun Permits	2024	71	-	-	-	-	-	-	-	-	-	-	-	71	18%	71
	2023	60	71	71	49	60	58	52	59	50	66	54	40	60	▲	690
Miscellaneous/ Other	2024	20	-	-	-	-	-	-	-	-	-	-	-	20	-29%	20
	2023	28	17	23	20	17	14	18	16	16	15	14	23	28	▼	221

Filings by Case Category

Case Categories		Jan	Feb	Mar	Apr	May	Jun	Jul	Aug	Sep	Oct	Nov	Dec	Thru Jan	% Change	Total
Capital Murder	2024	-	-	-	-	-	-	-	-	-	-	-	-	0	0	0
	2023	-	-	1	-	-	-	-	-	-	-	-	-	0	↔	1
Contested Divorce	2024	4	-	-	-	-	-	-	-	-	-	-	-	4	33%	4
	2023	3	1	1	2	1	1	4	3	1	-	-	2	3	▲	19
Domestic and Family - Level 1	2024	3	-	-	-	-	-	-	-	-	-	-	-	3	3	3
	2023	-	7	2	2	1	4	1	1	4	-	-	-	0	↔	22
Domestic and Family - Level 2	2024	2	-	-	-	-	-	-	-	-	-	-	-	2	0%	2
	2023	2	-	-	-	1	-	-	1	2	3	1	-	2	↔	10
Felonies and Related Matters	2024	75	-	-	-	-	-	-	-	-	-	-	-	75	34%	75
	2023	56	25	28	24	10	36	48	27	28	64	22	28	56	▲	396
General Civil - Level 1	2024	1	-	-	-	-	-	-	-	-	-	-	-	1	1	1
	2023	-	-	-	-	-	-	-	-	-	1	-	1	0	↔	2
General Civil - Level 2	2024	3	-	-	-	-	-	-	-	-	-	-	-	3	-25%	3
	2023	4	-	1	1	7	3	3	1	6	2	7	2	4	▼	37
General Civil - Level 3	2024	-	-	-	-	-	-	-	-	-	-	-	-	0	-100%	0
	2023	7	1	1	2	2	1	2	-	-	1	5	2	7	▼	24
Miscellaneous Civil	2024	80	-	-	-	-	-	-	-	-	-	-	-	80	1%	80
	2023	79	83	85	65	72	68	64	71	61	76	59	57	79	▲	840
Misdemeanor	2024	26	-	-	-	-	-	-	-	-	-	-	-	26	100%	26
	2023	13	34	19	12	8	14	21	6	13	35	3	16	13	▲	194
Other	2024	8	-	-	-	-	-	-	-	-	-	-	-	8	-11%	8
	2023	9	5	8	4	5	4	6	5	5	3	9	7	9	▼	70
Other Criminally Related Matters	2024	1	-	-	-	-	-	-	-	-	-	-	-	1	0%	1
	2023	1	4	3	1	3	1	7	3	7	1	-	2	1	↔	33
Probates/Wills & Trusts - Level 2	2024	-	-	-	-	-	-	-	-	-	-	-	-	0	0	0
	2023	-	-	1	4	-	-	-	-	-	2	-	-	0	↔	7
Protective Orders	2024	1	-	-	-	-	-	-	-	-	-	-	-	1	1	1
	2023	-	-	-	-	-	-	-	-	1	-	-	2	0	↔	3
Uncontested Divorce	2024	3	-	-	-	-	-	-	-	-	-	-	-	3	-50%	3
	2023	6	6	5	1	2	1	2	3	6	4	5	1	6	▼	42

This report reflects data in the case management system. Numbers will update accordingly as reports are refreshed and posted.

PLN-CCMS-10.01 CASELOAD STATISTICS OF THE CIRCUIT COURTS

Lancaster

January 2023 -- January 2024 Filings

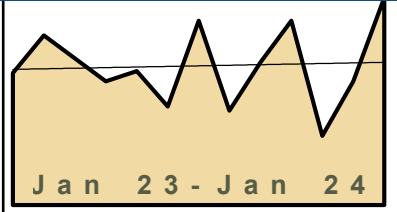
Alexandria and Fairfax Circuit are not Included in State Totals

Dashboard

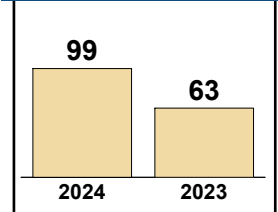
Court: Lancaster Circuit
Start/End Date: Jan-23 / Jan-24
2023 Average Month: 64
Jan-Jan 2023: 63
Filings Trending: ▲

Circuit/Court ID: 15 215103
Type of Case: Filings
2024 Average Month:99
Jan-Jan 2024 : 99
Overall AVG. Month: 66

Monthly Filings Summary



Jan --- Jan Filings



Filings by Division

Divisions		Jan	Feb	Mar	Apr	May	Jun	Jul	Aug	Sep	Oct	Nov	Dec	Thru Jan	% Change	Total
Total	2024	99	-	-	-	-	-	-	-	-	-	-	-	99	57%	99
	2023	63	81	70	59	64	47	88	45	68	88	33	59	63	▲	765
Civil	2024	18	-	-	-	-	-	-	-	-	-	-	-	18	500%	18
	2023	3	4	7	10	13	5	4	8	2	5	3	12	3	▲	76
Criminal	2024	51	-	-	-	-	-	-	-	-	-	-	-	51	113%	51
	2023	24	34	12	25	17	14	54	15	36	52	8	17	24	▲	308
Concealed Handgun Permits	2024	17	-	-	-	-	-	-	-	-	-	-	-	17	-32%	17
	2023	25	31	41	16	18	16	23	10	23	20	19	22	25	▼	264
Miscellaneous/ Other	2024	13	-	-	-	-	-	-	-	-	-	-	-	13	18%	13
	2023	11	12	10	8	16	12	7	12	7	11	3	8	11	▲	117

Filings by Case Category

Case Categories		Jan	Feb	Mar	Apr	May	Jun	Jul	Aug	Sep	Oct	Nov	Dec	Thru Jan	% Change	Total
Administrative Law	2024	-	-	-	-	-	-	-	-	-	-	-	-	0	-100%	0
	2023	1	-	-	-	-	-	-	-	-	-	-	-	1	▼	1
Contested Divorce	2024	-	-	-	-	-	-	-	-	-	-	-	-	0	0	0
	2023	-	-	1	2	-	-	-	-	1	-	-	-	1	0	↔
Domestic and Family - Level 1	2024	-	-	-	-	-	-	-	-	-	-	-	-	0	0	0
	2023	-	-	1	2	-	-	-	3	-	-	-	1	1	0	↔
Domestic and Family - Level 2	2024	-	-	-	-	-	-	-	-	-	-	-	-	0	0	0
	2023	-	-	-	-	-	-	-	1	-	-	-	-	0	↔	1
Felonies and Related Matters	2024	39	-	-	-	-	-	-	-	-	-	-	-	39	225%	39
	2023	12	27	12	17	11	13	41	8	30	40	2	17	12	▲	230
General Civil - Level 1	2024	-	-	-	-	-	-	-	-	-	-	-	-	0	0	0
	2023	-	-	1	-	-	-	-	-	-	-	-	-	2	0	↔
General Civil - Level 2	2024	4	-	-	-	-	-	-	-	-	-	-	-	4	4	4
	2023	-	2	2	2	3	1	1	3	1	3	-	2	0	↔	20
General Civil - Level 3	2024	14	-	-	-	-	-	-	-	-	-	-	-	14	14	14
	2023	-	1	1	3	8	3	-	2	1	3	-	5	0	↔	27
Miscellaneous Civil	2024	21	-	-	-	-	-	-	-	-	-	-	-	21	-30%	21
	2023	30	41	46	21	29	27	25	21	27	26	22	27	30	▼	342
Misdemeanor	2024	10	-	-	-	-	-	-	-	-	-	-	-	10	-9%	10
	2023	11	2	-	7	2	-	11	6	6	10	6	-	11	▼	61
Other	2024	9	-	-	-	-	-	-	-	-	-	-	-	9	50%	9
	2023	6	1	5	2	6	-	7	-	2	3	-	3	6	▲	35
Other Criminally Related Matters	2024	2	-	-	-	-	-	-	-	-	-	-	-	2	100%	2
	2023	1	5	-	1	4	1	2	1	-	2	1	-	1	▲	18
Probates/Wills & Trusts - Level 2	2024	-	-	-	-	-	-	-	-	-	-	-	-	0	-100%	0
	2023	1	-	1	-	1	-	-	-	-	1	-	-	1	▼	4
Uncontested Divorce	2024	-	-	-	-	-	-	-	-	-	-	-	-	0	-100%	0
	2023	1	2	-	2	-	2	1	-	-	-	-	1	1	▼	10

This report reflects data in the case management system. Numbers will update accordingly as reports are refreshed and posted.

PLN-CCMS-10.01 CASELOAD STATISTICS OF THE CIRCUIT COURTS

Northumberland

January 2023 -- January 2024 Filings


Alexandria and Fairfax Circuit are not Included in State Totals

Dashboard

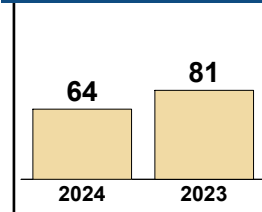
Court: Northumberland Circuit
Start/End Date: Jan-23 / Jan-24
2023 Average Month: 73
Jan-Jan 2023: 81
Filings Trending: ▼

Circuit/Court ID: 15 215133
Type of Case: Filings
2024 Average Month: 64
Jan-Jan 2024 : 64
Overall AVG. Month: 73

Monthly Filings Summary



Jan --- Jan Filings



Filings by Division

Divisions	Year	Jan	Feb	Mar	Apr	May	Jun	Jul	Aug	Sep	Oct	Nov	Dec	Thru Jan	% Change	Total
Total	2024	64	-	-	-	-	-	-	-	-	-	-	-	64	-21%	64
	2023	81	66	121	53	63	50	67	54	89	80	57	98	81	▼	879
Civil	2024	5	-	-	-	-	-	-	-	-	-	-	-	5	-75%	5
	2023	20	12	17	10	9	7	6	13	4	8	6	4	20	▼	116
Criminal	2024	16	-	-	-	-	-	-	-	-	-	-	-	16	7%	16
	2023	15	3	33	6	11	9	24	6	55	25	18	23	15	▲	228
Concealed Handgun Permits	2024	31	-	-	-	-	-	-	-	-	-	-	-	31	-18%	31
	2023	38	26	34	23	26	22	24	22	17	30	22	13	38	▼	297
Miscellaneous/Other	2024	12	-	-	-	-	-	-	-	-	-	-	-	12	50%	12
	2023	8	25	37	14	17	12	13	13	13	16	10	58	8	▲	236
Others	2024	-	-	-	-	-	-	-	-	-	-	-	-	0	0	0
	2023	-	-	-	-	-	-	-	-	-	1	1	-	0	↔	2

Filings by Case Category

Case Categories	Year	Jan	Feb	Mar	Apr	May	Jun	Jul	Aug	Sep	Oct	Nov	Dec	Thru Jan	% Change	Total
Administrative Law	2024	-	-	-	-	-	-	-	-	-	-	-	-	0	0	0
	2023	-	-	-	-	-	-	-	1	-	-	-	-	0	↔	1
Contested Divorce	2024	-	-	-	-	-	-	-	-	-	-	-	-	0	-100%	0
	2023	1	-	2	-	2	1	-	2	-	1	-	-	1	▼	9
Domestic and Family - Level 1	2024	-	-	-	-	-	-	-	-	-	-	-	-	0	-100%	0
	2023	7	2	2	1	-	-	-	1	-	-	-	-	7	▼	13
Domestic and Family - Level 2	2024	-	-	-	-	-	-	-	-	-	-	-	-	0	0	0
	2023	-	-	-	-	-	-	-	-	-	1	1	-	0	↔	2
Felonies and Related Matters	2024	10	-	-	-	-	-	-	-	-	-	-	-	10	67%	10
	2023	6	2	27	6	9	6	19	4	51	21	14	23	6	▲	188
General Civil - Level 1	2024	-	-	-	-	-	-	-	-	-	-	-	-	0	0	0
	2023	-	-	1	-	-	-	1	1	1	1	-	-	0	↔	5
General Civil - Level 2	2024	2	-	-	-	-	-	-	-	-	-	-	-	2	-33%	2
	2023	3	2	5	2	-	-	1	4	-	2	2	2	3	▼	23
General Civil - Level 3	2024	1	-	-	-	-	-	-	-	-	-	-	-	1	0%	1
	2023	1	7	1	3	6	4	3	3	1	-	1	-	1	↔	30
Miscellaneous Civil	2024	34	-	-	-	-	-	-	-	-	-	-	-	34	-17%	34
	2023	41	28	44	29	33	24	26	25	22	38	28	16	41	▼	354
Misdemeanor	2024	6	-	-	-	-	-	-	-	-	-	-	-	6	-33%	6
	2023	9	1	3	1	1	1	4	-	1	2	3	-	9	▼	26
Other	2024	11	-	-	-	-	-	-	-	-	-	-	-	11	38%	11
	2023	8	23	29	9	9	9	10	8	8	9	5	55	8	▲	182
Other Criminally Related Matters	2024	-	-	-	-	-	-	-	-	-	-	-	-	0	0	0
	2023	-	-	3	-	1	2	1	2	3	2	1	-	0	↔	15
Probates/Wills & Trusts - Level 1	2024	-	-	-	-	-	-	-	-	-	-	-	-	0	0	0
	2023	-	-	-	-	-	1	-	-	-	-	-	-	0	↔	1
Probates/Wills & Trusts - Level 2	2024	-	-	-	-	-	-	-	-	-	-	-	-	0	0	0
	2023	-	1	-	-	-	-	-	2	-	1	-	1	0	↔	5
Uncontested Divorce	2024	-	-	-	-	-	-	-	-	-	-	-	-	0	-100%	0
	2023	5	-	4	2	2	2	2	1	2	2	2	1	5	▼	25

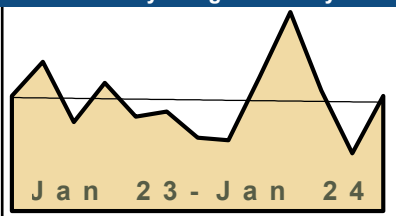
This report reflects data in the case management system. Numbers will update accordingly as reports are refreshed and posted.

Dashboard


Court: Richmond County Circuit
Start/End Date: Jan-23 / Jan-24
2023 Average Month: 42
Jan-Jan 2023: 44
Filings Trending: ↔

Circuit/Court ID: 15 215159
Type of Case: Filings
2024 Average Month:44
Jan-Jan 2024 : 44
Overall AVG. Month: 42

Monthly Filings Summary



Jan --- Jan Filings



Filings by Division

Divisions		Jan	Feb	Mar	Apr	May	Jun	Jul	Aug	Sep	Oct	Nov	Dec	Thru Jan	% Change	Total
Total	2024	44	-	-	-	-	-	-	-	-	-	-	-	44	0%	44
	2023	44	57	34	49	36	38	28	27	51	76	46	22	44	↔	508
Civil	2024	4	-	-	-	-	-	-	-	-	-	-	-	4	0%	4
	2023	4	10	5	5	4	4	2	6	2	10	4	2	4	↔	58
Criminal	2024	17	-	-	-	-	-	-	-	-	-	-	-	17	-6%	17
	2023	18	15	6	20	15	15	14	9	27	43	35	7	18	▼	224
Concealed Handgun Permits	2024	17	-	-	-	-	-	-	-	-	-	-	-	17	-6%	17
	2023	18	25	21	21	11	15	7	7	16	9	3	12	18	▼	165
Miscellaneous/ Other	2024	6	-	-	-	-	-	-	-	-	-	-	-	6	50%	6
	2023	4	7	2	3	6	4	5	5	6	14	4	1	4	▲	61

Filings by Case Category

Case Categories		Jan	Feb	Mar	Apr	May	Jun	Jul	Aug	Sep	Oct	Nov	Dec	Thru Jan	% Change	Total
Administrative Law	2024	-	-	-	-	-	-	-	-	-	-	-	-	0	0	0
	2023	-	-	-	1	-	-	-	-	-	-	-	-	0	↔	1
Contested Divorce	2024	-	-	-	-	-	-	-	-	-	-	-	-	0	0	0
	2023	-	-	-	-	-	1	-	-	-	2	2	-	0	↔	5
Domestic and Family - Level 1	2024	2	-	-	-	-	-	-	-	-	-	-	-	2	100%	2
	2023	1	2	-	1	-	-	-	-	1	2	-	-	1	▲	7
Domestic and Family - Level 2	2024	-	-	-	-	-	-	-	-	-	-	-	-	0	0	0
	2023	-	-	-	-	-	-	-	-	-	1	-	-	0	↔	1
Felonies and Related Matters	2024	11	-	-	-	-	-	-	-	-	-	-	-	11	38%	11
	2023	8	9	3	14	11	10	10	3	11	20	32	2	8	▲	133
General Civil - Level 1	2024	-	-	-	-	-	-	-	-	-	-	-	-	0	0	0
	2023	-	-	-	1	2	-	-	-	-	-	-	-	0	↔	3
General Civil - Level 2	2024	-	-	-	-	-	-	-	-	-	-	-	-	0	0	0
	2023	-	3	2	-	2	1	-	4	-	-	-	2	0	↔	14
General Civil - Level 3	2024	2	-	-	-	-	-	-	-	-	-	-	-	2	2	2
	2023	-	1	-	1	2	-	-	1	1	1	2	-	0	↔	9
Miscellaneous Civil	2024	21	-	-	-	-	-	-	-	-	-	-	-	21	-5%	21
	2023	22	30	23	23	13	18	10	11	20	17	6	13	22	▼	206
Misdemeanor	2024	3	-	-	-	-	-	-	-	-	-	-	-	3	-63%	3
	2023	8	6	1	4	3	4	4	4	10	21	2	-	8	▼	67
Other	2024	2	-	-	-	-	-	-	-	-	-	-	-	2	100%	2
	2023	1	2	-	1	1	1	2	1	1	5	1	-	1	▲	16
Other Criminally Related Matters	2024	3	-	-	-	-	-	-	-	-	-	-	-	3	50%	3
	2023	2	-	2	2	1	1	-	2	6	2	1	5	2	▲	24
Probates/Wills & Trusts - Level 1	2024	-	-	-	-	-	-	-	-	-	-	-	-	0	0	0
	2023	-	-	-	-	-	-	-	-	1	-	-	-	0	↔	1
Probates/Wills & Trusts - Level 2	2024	-	-	-	-	-	-	-	-	-	-	-	-	0	0	0
	2023	-	-	-	-	-	-	1	-	-	-	-	-	0	↔	1
Uncontested Divorce	2024	-	-	-	-	-	-	-	-	-	-	-	-	0	-100%	0
	2023	2	4	3	1	1	2	1	1	-	5	-	-	2	▼	20

PLN-CCMS-10.01 CASELOAD STATISTICS OF THE CIRCUIT COURTS

Spotsylvania

January 2023 -- January 2024 Filings


Alexandria and Fairfax Circuit are not Included in State Totals

Dashboard

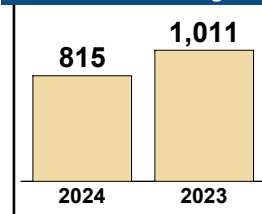
Court: Spotsylvania Circuit
Start/End Date: Jan-23 / Jan-24
2023 Average Month: 790
Jan-Jan 2023: 1,011
Filings Trending: ▼

Circuit/Court ID: 15 215177
Type of Case: Filings
2024 Average Month: 815
Jan-Jan 2024 : 815
Overall AVG. Month: 792

Monthly Filings Summary



Jan --- Jan Filings



Filings by Division

Divisions		Jan	Feb	Mar	Apr	May	Jun	Jul	Aug	Sep	Oct	Nov	Dec	Thru Jan	% Change	Total
Total	2024	815	-	-	-	-	-	-	-	-	-	-	-	815	-19%	815
	2023	1,011	774	997	698	956	696	591	735	737	930	723	637	1,011	▼	9,485
Civil	2024	81	-	-	-	-	-	-	-	-	-	-	-	81	-20%	81
	2023	101	59	137	95	87	70	65	58	111	77	91	66	101	▼	1,017
Criminal	2024	295	-	-	-	-	-	-	-	-	-	-	-	295	-17%	295
	2023	357	311	317	244	455	290	201	325	302	468	271	272	357	▼	3,813
Concealed Handgun Permits	2024	309	-	-	-	-	-	-	-	-	-	-	-	309	-25%	309
	2023	410	288	392	242	289	229	230	221	195	276	251	204	410	▼	3,227
Miscellaneous/ Other	2024	129	-	-	-	-	-	-	-	-	-	-	-	129	-9%	129
	2023	142	115	149	116	125	107	94	131	128	109	110	95	142	▼	1,421
Others	2024	1	-	-	-	-	-	-	-	-	-	-	-	1	0%	1
	2023	1	1	2	1	-	-	1	-	1	-	-	-	1	↔	7

Filings by Case Category

Case Categories		Jan	Feb	Mar	Apr	May	Jun	Jul	Aug	Sep	Oct	Nov	Dec	Thru Jan	% Change	Total
Administrative Law	2024	1	-	-	-	-	-	-	-	-	-	-	-	1	0%	1
	2023	1	1	2	-	1	1	1	-	-	2	2	-	1	↔	11
Capital Murder	2024	2	-	-	-	-	-	-	-	-	-	-	-	2	2	2
	2023	-	-	-	-	-	-	-	-	-	-	-	-	0	↔	0
Contested Divorce	2024	5	-	-	-	-	-	-	-	-	-	-	-	5	-44%	5
	2023	9	14	12	10	15	9	6	6	10	4	11	7	9	▼	113
Domestic and Family - Level 1	2024	8	-	-	-	-	-	-	-	-	-	-	-	8	-80%	8
	2023	40	4	61	33	20	14	9	6	30	11	23	11	40	▼	262
Domestic and Family - Level 2	2024	4	-	-	-	-	-	-	-	-	-	-	-	4	300%	4
	2023	1	2	4	2	9	2	5	3	3	5	4	3	1	▲	43
Felonies and Related Matters	2024	191	-	-	-	-	-	-	-	-	-	-	-	191	-21%	191
	2023	241	224	211	153	325	201	135	227	199	288	184	167	241	▼	2,555
General Civil - Level 1	2024	-	-	-	-	-	-	-	-	-	-	-	-	0	-100%	0
	2023	2	1	-	1	-	3	3	-	1	1	1	1	2	▼	14
General Civil - Level 2	2024	18	-	-	-	-	-	-	-	-	-	-	-	18	29%	18
	2023	14	14	19	17	14	18	17	18	29	22	15	18	14	▲	215
General Civil - Level 3	2024	16	-	-	-	-	-	-	-	-	-	-	-	16	100%	16
	2023	8	6	9	9	7	8	5	7	9	13	12	8	8	▲	101
Miscellaneous Civil	2024	371	-	-	-	-	-	-	-	-	-	-	-	371	-23%	371
	2023	482	338	468	316	335	288	274	277	271	330	310	257	482	▼	3,946
Misdemeanor	2024	89	-	-	-	-	-	-	-	-	-	-	-	89	-12%	89
	2023	101	74	88	71	107	69	54	87	84	161	76	89	101	▼	1,061
Other	2024	67	-	-	-	-	-	-	-	-	-	-	-	67	-4%	67
	2023	70	60	70	43	74	46	45	68	54	56	54	39	70	▼	679
Other Criminally Related Matters	2024	13	-	-	-	-	-	-	-	-	-	-	-	13	-13%	13
	2023	15	13	19	20	23	20	12	12	19	19	11	16	15	▼	199
Probates/Wills & Trusts - Level 2	2024	2	-	-	-	-	-	-	-	-	-	-	-	2	-60%	2
	2023	5	5	7	2	3	1	6	6	3	3	6	2	5	▼	49
Uncontested Divorce	2024	28	-	-	-	-	-	-	-	-	-	-	-	28	27%	28
	2023	22	18	27	21	23	16	19	18	25	15	14	19	22	▲	237

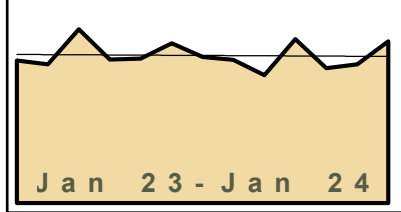
This report reflects data in the case management system. Numbers will update accordingly as reports are refreshed and posted.

Dashboard

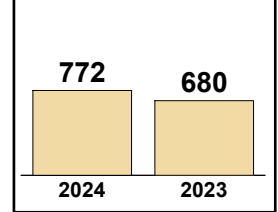
Court: Stafford Circuit
 Start/End Date: Jan-23 / Jan-24
 2023 Average Month: 699
 Jan-Jan 2023: 680
 Filings Trending: ▲

Circuit/Court ID: 15 215179
 Type of Case: Filings
 2024 Average Month: 772
 Jan-Jan 2024 : 772
 Overall AVG. Month: 705

Monthly Filings Summary



Jan --- Jan Filings



Filings by Division

Divisions		Jan	Feb	Mar	Apr	May	Jun	Jul	Aug	Sep	Oct	Nov	Dec	Thru Jan	% Change	Total
Total	2024	772	-	-	-	-	-	-	-	-	-	-	-	772	14%	772
	2023	680	662	830	685	690	763	698	683	610	782	644	662	680	▲	8,389
Civil	2024	76	-	-	-	-	-	-	-	-	-	-	-	76	-8%	76
	2023	83	63	99	80	93	81	69	96	70	93	83	80	83	▼	990
Criminal	2024	344	-	-	-	-	-	-	-	-	-	-	-	344	67%	344
	2023	206	254	354	288	281	399	339	310	266	334	255	287	206	▲	3,573
Concealed Handgun Permits	2024	277	-	-	-	-	-	-	-	-	-	-	-	277	-7%	277
	2023	299	273	299	241	246	213	216	197	201	272	231	220	299	▼	2,908
Miscellaneous/ Other	2024	75	-	-	-	-	-	-	-	-	-	-	-	75	-18%	75
	2023	92	72	77	76	70	70	74	80	73	83	75	75	92	▼	917
Others	2024	-	-	-	-	-	-	-	-	-	-	-	-	0	0	0
	2023	-	-	1	-	-	-	-	-	-	-	-	-	0	↔	1

Filings by Case Category

Case Categories		Jan	Feb	Mar	Apr	May	Jun	Jul	Aug	Sep	Oct	Nov	Dec	Thru Jan	% Change	Total
Administrative Law	2024	2	-	-	-	-	-	-	-	-	-	-	-	2	0%	2
	2023	2	1	2	2	-	2	-	3	1	1	-	2	2	↔	16
Capital Murder	2024	-	-	-	-	-	-	-	-	-	-	-	-	0	0	0
	2023	-	-	-	1	-	-	-	-	1	-	-	-	0	↔	2
Contested Divorce	2024	8	-	-	-	-	-	-	-	-	-	-	-	8	0%	8
	2023	8	9	13	8	11	11	15	12	4	10	7	14	8	↔	122
Domestic and Family - Level 1	2024	6	-	-	-	-	-	-	-	-	-	-	-	6	-33%	6
	2023	9	6	15	11	18	20	13	19	11	7	14	6	9	▼	149
Domestic and Family - Level 2	2024	6	-	-	-	-	-	-	-	-	-	-	-	6	-25%	6
	2023	8	4	3	9	2	3	4	6	4	5	6	2	8	▼	56
Felonies and Related Matters	2024	251	-	-	-	-	-	-	-	-	-	-	-	251	81%	251
	2023	139	177	235	186	191	280	218	224	183	224	155	194	139	▲	2,406
General Civil - Level 1	2024	1	-	-	-	-	-	-	-	-	-	-	-	1	0%	1
	2023	1	-	1	1	1	-	2	1	-	2	1	1	1	↔	11
General Civil - Level 2	2024	22	-	-	-	-	-	-	-	-	-	-	-	22	57%	22
	2023	14	21	19	19	24	16	17	29	17	27	18	13	14	▲	234
General Civil - Level 3	2024	14	-	-	-	-	-	-	-	-	-	-	-	14	100%	14
	2023	7	5	11	11	12	8	7	13	9	9	13	11	7	▲	116
Miscellaneous Civil	2024	346	-	-	-	-	-	-	-	-	-	-	-	346	-11%	346
	2023	388	335	372	312	311	276	283	264	270	349	300	287	388	▼	3,747
Misdemeanor	2024	73	-	-	-	-	-	-	-	-	-	-	-	73	52%	73
	2023	48	59	86	81	80	110	102	69	72	89	76	75	48	▲	947
Other	2024	1	-	-	-	-	-	-	-	-	-	-	-	1	-50%	1
	2023	2	-	1	2	4	1	3	-	2	2	2	-	2	▼	19
Other Criminally Related Matters	2024	20	-	-	-	-	-	-	-	-	-	-	-	20	-5%	20
	2023	21	18	33	21	12	15	19	20	11	21	24	19	21	▼	234
Probates/Wills & Trusts - Level 1	2024	1	-	-	-	-	-	-	-	-	-	-	-	1	1	1
	2023	-	-	-	-	-	-	-	1	-	-	-	-	0	↔	1
Probates/Wills & Trusts - Level 2	2024	2	-	-	-	-	-	-	-	-	-	-	-	2	-67%	2
	2023	6	4	7	1	3	3	3	2	4	5	6	2	6	▼	46
Uncontested Divorce	2024	19	-	-	-	-	-	-	-	-	-	-	-	19	-30%	19
	2023	27	23	32	20	21	18	12	20	21	31	22	36	27	▼	283

PLN-CCMS-10.01 CASELOAD STATISTICS OF THE CIRCUIT COURTS

Westmoreland

January 2023 -- January 2024 Filings


Alexandria and Fairfax Circuit are not Included in State Totals

Dashboard

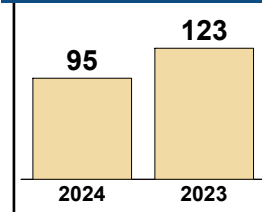
Court: Westmoreland Circuit
Start/End Date: Jan-23 / Jan-24
2023 Average Month: 91
Jan-Jan 2023: 123
Filings Trending: ▼

Circuit/Court ID: 15 215193
Type of Case: Filings
2024 Average Month:95
Jan-Jan 2024 : 95
Overall AVG. Month: 91

Monthly Filings Summary



Jan --- Jan Filings



Filings by Division

Divisions	Jan	Feb	Mar	Apr	May	Jun	Jul	Aug	Sep	Oct	Nov	Dec	Thru Jan	% Change	Total	
Total	2024	95	-	-	-	-	-	-	-	-	-	-	-	95	-23%	95
	2023	123	85	90	104	90	71	97	82	97	96	75	76	123	▼	1,086
Civil	2024	10	-	-	-	-	-	-	-	-	-	-	-	10	-23%	10
	2023	13	10	6	12	25	12	11	16	14	7	10	4	13	▼	140
Criminal	2024	34	-	-	-	-	-	-	-	-	-	-	-	34	-37%	34
	2023	54	31	30	53	27	30	48	25	38	58	24	31	54	▼	449
Concealed Handgun Permits	2024	49	-	-	-	-	-	-	-	-	-	-	-	49	4%	49
	2023	47	40	45	32	29	22	29	34	31	27	31	29	47	▲	396
Miscellaneous/Other	2024	2	-	-	-	-	-	-	-	-	-	-	-	2	-78%	2
	2023	9	4	9	7	9	7	8	7	14	4	10	12	9	▼	100
Others	2024	-	-	-	-	-	-	-	-	-	-	-	-	0	0	0
	2023	-	-	-	-	-	1	-	-	-	-	-	-	0	↔	1

Filings by Case Category

Case Categories	Jan	Feb	Mar	Apr	May	Jun	Jul	Aug	Sep	Oct	Nov	Dec	Thru Jan	% Change	Total	
Contested Divorce	2024	-	-	-	-	-	-	-	-	-	-	-	-	0	-100%	0
	2023	1	-	1	1	1	1	-	2	2	1	-	1	▼	11	
Domestic and Family - Level 1	2024	2	-	-	-	-	-	-	-	-	-	-	-	2	-50%	2
	2023	4	1	2	1	11	6	6	9	1	2	1	1	4	▼	45
Domestic and Family - Level 2	2024	-	-	-	-	-	-	-	-	-	-	-	-	0	0	0
	2023	-	-	-	-	1	-	-	1	-	-	-	-	0	↔	2
Felonies and Related Matters	2024	30	-	-	-	-	-	-	-	-	-	-	-	30	50%	30
	2023	20	16	16	36	17	24	35	14	22	54	21	16	20	▲	291
General Civil - Level 1	2024	-	-	-	-	-	-	-	-	-	-	-	-	0	0	0
	2023	-	-	1	-	1	-	2	-	-	-	-	-	0	↔	4
General Civil - Level 2	2024	1	-	-	-	-	-	-	-	-	-	-	-	1	1	1
	2023	-	1	3	1	1	1	3	2	3	-	3	4	0	↔	22
General Civil - Level 3	2024	4	-	-	-	-	-	-	-	-	-	-	-	4	300%	4
	2023	1	1	-	9	7	2	1	1	2	-	1	1	1	▲	26
Miscellaneous Civil	2024	50	-	-	-	-	-	-	-	-	-	-	-	50	-9%	50
	2023	55	44	50	38	37	29	35	41	43	31	39	37	55	▼	479
Misdemeanor	2024	3	-	-	-	-	-	-	-	-	-	-	-	3	-89%	3
	2023	28	10	2	16	10	4	10	8	8	4	2	7	28	▼	109
Other	2024	1	-	-	-	-	-	-	-	-	-	-	-	1	0%	1
	2023	1	-	-	-	-	1	1	-	1	-	2	-	1	↔	6
Other Criminally Related Matters	2024	1	-	-	-	-	-	-	-	-	-	-	-	1	-91%	1
	2023	11	5	12	1	-	2	3	3	8	-	2	8	11	▼	55
Probates/Wills & Trusts - Level 2	2024	-	-	-	-	-	-	-	-	-	-	-	-	0	0	0
	2023	-	-	1	-	-	1	-	1	-	-	1	-	0	↔	4
Protective Orders	2024	-	-	-	-	-	-	-	-	-	-	-	-	0	0	0
	2023	-	-	-	-	-	-	-	-	1	-	-	-	0	↔	1
Uncontested Divorce	2024	3	-	-	-	-	-	-	-	-	-	-	-	3	50%	3
	2023	2	7	2	1	4	-	-	3	6	2	2	2	2	▲	31

This report reflects data in the case management system. Numbers will update accordingly as reports are refreshed and posted.

PLN-CCMS-10.01 CASELOAD STATISTICS OF THE CIRCUIT COURTS

Fredericksburg

January 2023 -- January 2024 Filings

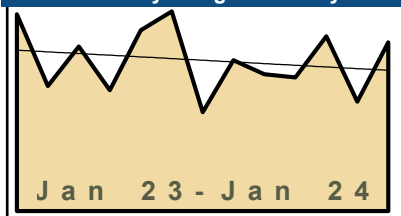
Alexandria and Fairfax Circuit are not Included in State Totals

Dashboard

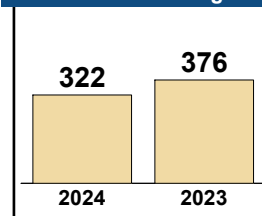
Court: Fredericksburg Circuit
Start/End Date: Jan-23 / Jan-24
2023 Average Month: 285
Jan-Jan 2023: 376
Filings Trending: ▼

Circuit/Court ID: 15 215630
Type of Case: Filings
2024 Average Month: 322
Jan-Jan 2024 : 322
Overall AVG. Month: 288

Monthly Filings Summary



Jan --- Jan Filings



Filings by Division

Divisions		Jan	Feb	Mar	Apr	May	Jun	Jul	Aug	Sep	Oct	Nov	Dec	Thru Jan	% Change	Total
Total	2024	322	-	-	-	-	-	-	-	-	-	-	-	322	-14%	322
	2023	376	239	314	231	345	381	189	288	261	255	334	209	376	▼	3,422
Civil	2024	46	-	-	-	-	-	-	-	-	-	-	-	46	-12%	46
	2023	52	52	68	50	55	61	51	50	52	35	33	21	52	▼	580
Criminal	2024	198	-	-	-	-	-	-	-	-	-	-	-	198	-16%	198
	2023	236	130	156	104	216	245	71	150	141	155	224	145	236	▼	1,973
Concealed Handgun Permits	2024	36	-	-	-	-	-	-	-	-	-	-	-	36	29%	36
	2023	28	27	30	42	28	23	26	23	24	20	37	15	28	▲	323
Miscellaneous/ Other	2024	42	-	-	-	-	-	-	-	-	-	-	-	42	-28%	42
	2023	58	30	60	35	46	52	41	65	42	45	40	28	58	▼	542
Others	2024	-	-	-	-	-	-	-	-	-	-	-	-	0	-100%	0
	2023	2	-	-	-	-	-	-	-	2	-	-	-	2	▼	4

Filings by Case Category

Case Categories		Jan	Feb	Mar	Apr	May	Jun	Jul	Aug	Sep	Oct	Nov	Dec	Thru Jan	% Change	Total
Administrative Law	2024	-	-	-	-	-	-	-	-	-	-	-	-	0	-100%	0
	2023	1	-	-	1	-	1	-	1	1	-	1	1	1	▼	7
Capital Murder	2024	-	-	-	-	-	-	-	-	-	-	-	-	0	0	0
	2023	-	-	-	-	-	-	-	-	-	1	-	-	0	↔	1
Contested Divorce	2024	2	-	-	-	-	-	-	-	-	-	-	-	2	-67%	2
	2023	6	5	3	4	8	7	7	6	9	4	7	3	6	▼	69
Domestic and Family - Level 1	2024	4	-	-	-	-	-	-	-	-	-	-	-	4	-71%	4
	2023	14	5	6	4	3	4	3	-	3	-	-	-	14	▼	42
Domestic and Family - Level 2	2024	16	-	-	-	-	-	-	-	-	-	-	-	16	300%	16
	2023	4	9	10	12	14	18	6	10	12	13	5	1	4	▲	114
Felonies and Related Matters	2024	120	-	-	-	-	-	-	-	-	-	-	-	120	-25%	120
	2023	160	93	100	77	136	161	42	105	95	90	112	83	160	▼	1,254
General Civil - Level 1	2024	2	-	-	-	-	-	-	-	-	-	-	-	2	0%	2
	2023	2	1	1	5	1	1	1	-	3	-	2	-	2	↔	17
General Civil - Level 2	2024	3	-	-	-	-	-	-	-	-	-	-	-	3	-70%	3
	2023	10	15	19	11	9	10	18	19	8	7	8	6	10	▼	140
General Civil - Level 3	2024	2	-	-	-	-	-	-	-	-	-	-	-	2	-60%	2
	2023	5	5	6	5	3	2	4	2	1	4	1	2	5	▼	40
Miscellaneous Civil	2024	53	-	-	-	-	-	-	-	-	-	-	-	53	-5%	53
	2023	56	49	52	55	42	54	35	48	49	34	51	27	56	▼	552
Misdemeanor	2024	67	-	-	-	-	-	-	-	-	-	-	-	67	-4%	67
	2023	70	29	50	24	70	76	23	40	39	57	108	53	70	▼	639
Other	2024	25	-	-	-	-	-	-	-	-	-	-	-	25	-14%	25
	2023	29	9	42	18	34	21	30	37	18	28	25	17	29	▼	308
Other Criminally Related Matters	2024	11	-	-	-	-	-	-	-	-	-	-	-	11	57%	11
	2023	7	8	6	3	10	8	6	7	7	8	4	9	7	▲	83
Probates/Wills & Trusts - Level 1	2024	-	-	-	-	-	-	-	-	-	-	-	-	0	0	0
	2023	-	-	-	-	-	1	-	-	-	-	-	-	0	↔	1
Probates/Wills & Trusts - Level 2	2024	1	-	-	-	-	-	-	-	-	-	-	-	1	-50%	1
	2023	2	1	3	1	1	1	1	1	1	-	-	-	2	▼	12
Uncontested Divorce	2024	16	-	-	-	-	-	-	-	-	-	-	-	16	60%	16
	2023	10	10	16	11	14	16	13	12	15	9	10	7	10	▲	143


This report reflects data in the case management system. Numbers will update accordingly as reports are refreshed and posted.

Dashboard

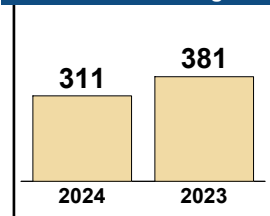
Court: Albemarle Circuit
Start/End Date: Jan-23 / Jan-24
2023 Average Month: 330
Jan-Jan 2023: 381
Filings Trending: ▼

Circuit/Court ID: 16 216003
Type of Case: Filings
2024 Average Month: 311
Jan-Jan 2024 : 311
Overall AVG. Month: 328

Monthly Filings Summary



Jan --- Jan Filings



Filings by Division

Divisions		Jan	Feb	Mar	Apr	May	Jun	Jul	Aug	Sep	Oct	Nov	Dec	Thru Jan	% Change	Total
Total	2024	311	-	-	-	-	-	-	-	-	-	-	-	311	-18%	311
	2023	381	371	371	308	347	305	300	303	308	310	305	350	381	▼	3,959
Civil	2024	61	-	-	-	-	-	-	-	-	-	-	-	61	27%	61
	2023	48	60	49	55	65	51	60	49	49	65	63	44	48	▲	658
Criminal	2024	27	-	-	-	-	-	-	-	-	-	-	-	27	-27%	27
	2023	37	89	63	52	43	45	45	53	60	48	43	65	37	▼	643
Concealed Handgun Permits	2024	105	-	-	-	-	-	-	-	-	-	-	-	105	-19%	105
	2023	129	105	135	88	94	82	78	88	91	78	89	83	129	▼	1,140
Miscellaneous/ Other	2024	117	-	-	-	-	-	-	-	-	-	-	-	117	-30%	117
	2023	167	116	122	110	140	124	116	111	108	118	110	155	167	▼	1,497
Others	2024	1	-	-	-	-	-	-	-	-	-	-	-	1	1	1
	2023	-	1	2	3	5	3	1	2	-	1	-	3	0	↔	21

Filings by Case Category

Case Categories		Jan	Feb	Mar	Apr	May	Jun	Jul	Aug	Sep	Oct	Nov	Dec	Thru Jan	% Change	Total
Administrative Law	2024	-	-	-	-	-	-	-	-	-	-	-	-	0	0	0
	2023	-	-	1	4	-	-	2	1	-	-	-	-	0	↔	8
Capital Murder	2024	-	-	-	-	-	-	-	-	-	-	-	-	0	0	0
	2023	-	-	-	-	6	-	-	-	-	-	-	-	0	↔	6
Contested Divorce	2024	5	-	-	-	-	-	-	-	-	-	-	-	5	-17%	5
	2023	6	5	12	7	7	7	3	6	7	5	3	3	6	▼	71
Domestic and Family - Level 1	2024	4	-	-	-	-	-	-	-	-	-	-	-	4	-60%	4
	2023	10	10	3	3	7	1	15	-	5	14	6	4	10	▼	78
Domestic and Family - Level 2	2024	6	-	-	-	-	-	-	-	-	-	-	-	6	200%	6
	2023	2	1	1	2	5	4	4	5	2	6	2	8	2	▲	42
Felonies and Related Matters	2024	21	-	-	-	-	-	-	-	-	-	-	-	21	-34%	21
	2023	32	75	49	41	29	32	33	49	47	35	36	63	32	▼	521
General Civil - Level 1	2024	1	-	-	-	-	-	-	-	-	-	-	-	1	0%	1
	2023	1	1	1	2	2	1	-	-	2	2	4	2	1	↔	18
General Civil - Level 2	2024	21	-	-	-	-	-	-	-	-	-	-	-	21	75%	21
	2023	12	10	6	14	16	12	10	14	15	21	11	6	12	▲	147
General Civil - Level 3	2024	6	-	-	-	-	-	-	-	-	-	-	-	6	20%	6
	2023	5	7	4	3	1	6	4	5	3	7	18	6	5	▲	69
Miscellaneous Civil	2024	136	-	-	-	-	-	-	-	-	-	-	-	136	-18%	136
	2023	166	136	180	124	139	128	119	121	130	121	125	121	166	▼	1,610
Misdemeanor	2024	5	-	-	-	-	-	-	-	-	-	-	-	5	0%	5
	2023	5	11	13	7	5	10	12	3	13	9	5	2	5	↔	95
Other	2024	82	-	-	-	-	-	-	-	-	-	-	-	82	-34%	82
	2023	125	81	79	75	100	82	75	82	63	71	71	115	125	▼	1,019
Other Criminally Related Matters	2024	2	-	-	-	-	-	-	-	-	-	-	-	2	2	2
	2023	-	3	1	4	3	3	-	1	-	4	3	-	0	↔	22
Probates/Wills & Trusts - Level 1	2024	-	-	-	-	-	-	-	-	-	-	-	-	0	0	0
	2023	-	1	-	-	-	3	-	1	-	-	1	-	0	↔	6
Probates/Wills & Trusts - Level 2	2024	3	-	-	-	-	-	-	-	-	-	-	-	3	-50%	3
	2023	6	3	2	-	9	3	3	3	3	3	4	5	6	▼	44
Protective Orders	2024	2	-	-	-	-	-	-	-	-	-	-	-	2	2	2
	2023	-	1	-	-	1	-	1	-	-	-	-	-	0	↔	3
Uncontested Divorce	2024	17	-	-	-	-	-	-	-	-	-	-	-	17	55%	17
	2023	11	26	19	22	17	13	19	12	18	12	16	15	11	▲	200

This report reflects data in the case management system. Numbers will update accordingly as reports are refreshed and posted.

PLN-CCMS-10.01 CASELOAD STATISTICS OF THE CIRCUIT COURTS

Culpeper

January 2023 -- January 2024 Filings

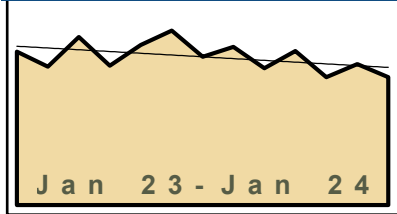
Alexandria and Fairfax Circuit are not Included in State Totals

Dashboard

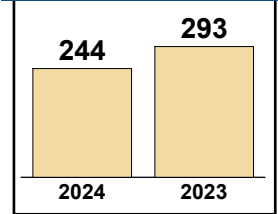
Court: Culpeper Circuit
Start/End Date: Jan-23 / Jan-24
2023 Average Month: 286
Jan-Jan 2023: 293
Filings Trending: ▼

Circuit/Court ID: 16 216047
Type of Case: Filings
2024 Average Month: 244
Jan-Jan 2024 : 244
Overall AVG. Month: 283

Monthly Filings Summary



Jan --- Jan Filings



Filings by Division

Divisions	Jan	Feb	Mar	Apr	May	Jun	Jul	Aug	Sep	Oct	Nov	Dec	Thru Jan	% Change	Total
Total	2024 244	-	-	-	-	-	-	-	-	-	-	-	244	-17%	244
	2023 293	264	321	266	306	333	283	302	261	294	244	269	293	▼	3,436
Civil	2024 34	-	-	-	-	-	-	-	-	-	-	-	34	-17%	34
	2023 41	52	51	39	52	49	45	38	47	34	25	39	41	▼	512
Criminal	2024 84	-	-	-	-	-	-	-	-	-	-	-	84	-32%	84
	2023 124	97	137	131	140	157	142	163	114	133	122	132	124	▼	1,592
Concealed Handgun Permits	2024 102	-	-	-	-	-	-	-	-	-	-	-	102	-3%	102
	2023 105	94	110	72	90	89	77	73	75	96	76	83	105	▼	1,040
Miscellaneous/ Other	2024 24	-	-	-	-	-	-	-	-	-	-	-	24	4%	24
	2023 23	21	23	24	24	38	19	28	25	31	21	15	23	▲	292

Filings by Case Category

Case Categories	Jan	Feb	Mar	Apr	May	Jun	Jul	Aug	Sep	Oct	Nov	Dec	Thru Jan	% Change	Total
Administrative Law	2024 0	-	-	-	-	-	-	-	-	-	-	-	0	0	0
	2023 -	-	-	-	-	-	-	-	2	-	-	-	0	↔	2
Capital Murder	2024 0	-	-	-	-	-	-	-	-	-	-	-	0	0	0
	2023 -	-	-	-	-	-	-	-	5	-	-	-	0	↔	5
Contested Divorce	2024 6	-	-	-	-	-	-	-	-	-	-	-	6	-33%	6
	2023 9	9	13	7	7	4	4	3	7	6	3	7	9	▼	79
Domestic and Family - Level 1	2024 4	-	-	-	-	-	-	-	-	-	-	-	4	4	4
	2023 -	14	4	6	1	20	21	9	7	-	6	17	0	↔	105
Domestic and Family - Level 2	2024 1	-	-	-	-	-	-	-	-	-	-	-	1	-67%	1
	2023 3	1	3	3	5	4	1	4	3	6	2	-	3	▼	35
Felonies and Related Matters	2024 64	-	-	-	-	-	-	-	-	-	-	-	64	-26%	64
	2023 87	70	93	102	95	114	90	124	80	94	76	99	87	▼	1,124
General Civil - Level 1	2024 1	-	-	-	-	-	-	-	-	-	-	-	1	1	1
	2023 -	-	-	1	3	-	-	1	-	-	-	-	0	↔	5
General Civil - Level 2	2024 3	-	-	-	-	-	-	-	-	-	-	-	3	0%	3
	2023 3	6	4	5	6	6	3	4	9	5	5	3	3	↔	59
General Civil - Level 3	2024 5	-	-	-	-	-	-	-	-	-	-	-	5	150%	5
	2023 2	2	3	1	4	1	-	3	1	1	1	1	2	▲	20
Miscellaneous Civil	2024 124	-	-	-	-	-	-	-	-	-	-	-	124	-2%	124
	2023 127	113	132	95	113	122	94	101	98	126	97	97	127	▼	1,315
Misdemeanor	2024 21	-	-	-	-	-	-	-	-	-	-	-	21	-36%	21
	2023 33	26	43	26	43	42	46	35	27	35	43	33	33	▼	432
Other	2024 1	-	-	-	-	-	-	-	-	-	-	-	1	-75%	1
	2023 4	-	-	2	2	4	-	-	3	-	1	2	4	▼	18
Other Criminally Related Matters	2024 0	-	-	-	-	-	-	-	-	-	-	-	0	-100%	0
	2023 4	1	1	3	2	1	6	4	2	4	3	-	4	▼	31
Probates/Wills & Trusts - Level 1	2024 1	-	-	-	-	-	-	-	-	-	-	-	1	1	1
	2023 -	-	1	-	-	-	-	-	-	-	-	-	0	↔	1
Probates/Wills & Trusts - Level 2	2024 0	-	-	-	-	-	-	-	-	-	-	-	0	-100%	0
	2023 1	1	6	1	-	-	1	2	1	-	1	1	1	▼	15
Uncontested Divorce	2024 13	-	-	-	-	-	-	-	-	-	-	-	13	-35%	13
	2023 20	21	18	14	25	15	17	12	16	17	6	9	20	▼	190

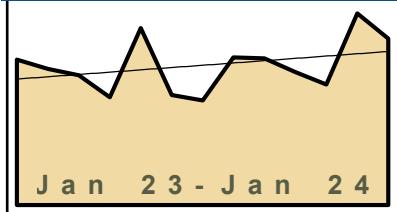
This report reflects data in the case management system. Numbers will update accordingly as reports are refreshed and posted.

Dashboard

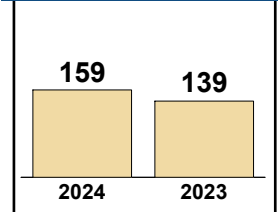
Court: Fluvanna Circuit
Start/End Date: Jan-23 / Jan-24
2023 Average Month: 131
Jan-Jan 2023: 139
Filings Trending: ▲

Circuit/Court ID: 16 216065
Type of Case: Filings
2024 Average Month: 159
Jan-Jan 2024 : 159
Overall AVG. Month: 133

Monthly Filings Summary



Jan --- Jan Filings



Filings by Division

Divisions		Jan	Feb	Mar	Apr	May	Jun	Jul	Aug	Sep	Oct	Nov	Dec	Thru Jan	% Change	Total
Total	2024	159	-	-	-	-	-	-	-	-	-	-	-	159	14%	159
	2023	139	130	124	103	169	105	100	141	140	127	115	183	139	▲	1,576
Civil	2024	14	-	-	-	-	-	-	-	-	-	-	-	14	27%	14
	2023	11	13	21	14	16	11	7	15	16	9	17	13	11	▲	163
Criminal	2024	30	-	-	-	-	-	-	-	-	-	-	-	30	11%	30
	2023	27	23	18	18	53	32	24	58	29	47	30	27	27	▲	386
Concealed Handgun Permits	2024	82	-	-	-	-	-	-	-	-	-	-	-	82	17%	82
	2023	70	60	64	43	67	38	52	35	49	39	49	38	70	▲	604
Miscellaneous/Other	2024	32	-	-	-	-	-	-	-	-	-	-	-	32	3%	32
	2023	31	34	21	26	32	24	17	33	45	32	19	105	31	▲	419
Others	2024	1	-	-	-	-	-	-	-	-	-	-	-	1	1	1
	2023	-	-	-	2	1	-	-	-	1	-	-	-	0	↔	4

Filings by Case Category

Case Categories		Jan	Feb	Mar	Apr	May	Jun	Jul	Aug	Sep	Oct	Nov	Dec	Thru Jan	% Change	Total
Contested Divorce	2024	3	-	-	-	-	-	-	-	-	-	-	-	3	0%	3
	2023	3	4	2	2	3	1	1	2	3	1	1	-	3	↔	23
Domestic and Family - Level 1	2024	5	-	-	-	-	-	-	-	-	-	-	-	5	5	5
	2023	-	3	10	4	-	-	1	-	2	-	6	-	0	↔	26
Domestic and Family - Level 2	2024	1	-	-	-	-	-	-	-	-	-	-	-	1	-75%	1
	2023	4	1	-	2	1	-	2	3	3	1	3	1	4	▼	21
Felonies and Related Matters	2024	12	-	-	-	-	-	-	-	-	-	-	-	12	0%	12
	2023	12	18	12	16	37	22	15	47	23	31	24	21	12	↔	278
General Civil - Level 2	2024	2	-	-	-	-	-	-	-	-	-	-	-	2	0%	2
	2023	2	3	-	2	1	1	-	5	2	1	2	4	2	↔	23
General Civil - Level 3	2024	1	-	-	-	-	-	-	-	-	-	-	-	1	0%	1
	2023	1	1	-	-	4	1	1	1	4	1	1	2	1	↔	17
Miscellaneous Civil	2024	94	-	-	-	-	-	-	-	-	-	-	-	94	25%	94
	2023	75	72	74	54	91	46	58	47	73	60	57	104	75	▲	811
Misdemeanor	2024	15	-	-	-	-	-	-	-	-	-	-	-	15	36%	15
	2023	11	5	6	2	9	10	6	11	4	5	4	6	11	▲	79
Other	2024	21	-	-	-	-	-	-	-	-	-	-	-	21	-16%	21
	2023	25	20	11	17	9	17	10	21	21	11	10	38	25	▼	210
Other Criminally Related Matters	2024	3	-	-	-	-	-	-	-	-	-	-	-	3	-25%	3
	2023	4	-	-	-	7	-	3	1	2	11	2	-	4	▼	30
Probates/Wills & Trusts - Level 1	2024	-	-	-	-	-	-	-	-	-	-	-	-	0	0	0
	2023	-	-	-	-	-	-	1	-	-	-	-	-	0	↔	1
Probates/Wills & Trusts - Level 2	2024	-	-	-	-	-	-	-	-	-	-	-	-	0	0	0
	2023	-	-	-	-	-	-	-	-	-	1	-	-	0	↔	1
Uncontested Divorce	2024	2	-	-	-	-	-	-	-	-	-	-	-	2	0%	2
	2023	2	3	9	4	7	7	2	3	3	4	5	7	2	↔	56

PLN-CCMS-10.01 CASELOAD STATISTICS OF THE CIRCUIT COURTS

Goochland

January 2023 -- January 2024 Filings

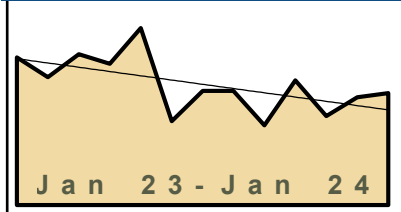
Alexandria and Fairfax Circuit are not Included in State Totals

Dashboard

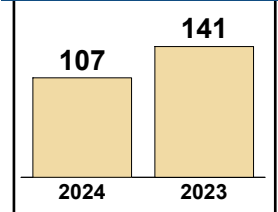
Court: Goochland Circuit
Start/End Date: Jan-23 / Jan-24
2023 Average Month: 116
Jan-Jan 2023: 141
Filings Trending: ▼

Circuit/Court ID: 16 216075
Type of Case: Filings
2024 Average Month: 107
Jan-Jan 2024 : 107
Overall AVG. Month: 115

Monthly Filings Summary



Jan --- Jan Filings



Filings by Division

Divisions		Jan	Feb	Mar	Apr	May	Jun	Jul	Aug	Sep	Oct	Nov	Dec	Thru Jan	% Change	Total
Total	2024	107	-	-	-	-	-	-	-	-	-	-	-	107	-24%	107
	2023	141	122	144	135	169	80	109	109	76	119	85	103	141	▼	1,392
Civil	2024	8	-	-	-	-	-	-	-	-	-	-	-	8	-71%	8
	2023	28	15	25	16	14	9	13	14	16	14	12	12	28	▼	188
Criminal	2024	13	-	-	-	-	-	-	-	-	-	-	-	13	30%	13
	2023	10	24	30	37	74	17	35	28	7	32	17	26	10	▲	337
Concealed Handgun Permits	2024	68	-	-	-	-	-	-	-	-	-	-	-	68	-24%	68
	2023	90	66	76	62	75	44	47	55	43	62	49	58	90	▼	727
Miscellaneous/ Other	2024	18	-	-	-	-	-	-	-	-	-	-	-	18	38%	18
	2023	13	17	13	20	6	10	14	12	10	11	7	7	13	▲	140

Filings by Case Category

Case Categories		Jan	Feb	Mar	Apr	May	Jun	Jul	Aug	Sep	Oct	Nov	Dec	Thru Jan	% Change	Total
Administrative Law	2024	-	-	-	-	-	-	-	-	-	-	-	-	0	0	0
	2023	-	-	-	-	-	-	1	2	-	-	-	-	0	↔	3
Capital Murder	2024	-	-	-	-	-	-	-	-	-	-	-	-	0	0	0
	2023	-	-	-	1	-	-	-	-	-	-	-	-	0	↔	1
Contested Divorce	2024	-	-	-	-	-	-	-	-	-	-	-	-	0	-100%	0
	2023	3	2	4	1	-	2	-	2	4	2	-	-	3	▼	20
Domestic and Family - Level 1	2024	-	-	-	-	-	-	-	-	-	-	-	-	0	-100%	0
	2023	2	-	-	-	1	1	-	2	-	4	3	-	2	▼	13
Domestic and Family - Level 2	2024	-	-	-	-	-	-	-	-	-	-	-	-	0	0	0
	2023	-	1	1	-	1	-	-	-	-	1	-	1	0	↔	5
Felonies and Related Matters	2024	8	-	-	-	-	-	-	-	-	-	-	-	8	60%	8
	2023	5	14	12	29	58	10	7	8	3	17	8	12	5	▲	183
General Civil - Level 1	2024	-	-	-	-	-	-	-	-	-	-	-	-	0	-100%	0
	2023	1	-	1	-	-	-	-	-	-	-	-	-	1	▼	2
General Civil - Level 2	2024	4	-	-	-	-	-	-	-	-	-	-	-	4	-78%	4
	2023	18	8	8	9	10	6	3	6	5	1	4	4	18	▼	82
General Civil - Level 3	2024	1	-	-	-	-	-	-	-	-	-	-	-	1	-50%	1
	2023	2	1	7	4	-	1	-	3	2	4	5	2	2	▼	31
Miscellaneous Civil	2024	82	-	-	-	-	-	-	-	-	-	-	-	82	-19%	82
	2023	101	81	89	76	81	51	60	63	49	70	53	65	101	▼	839
Misdemeanor	2024	5	-	-	-	-	-	-	-	-	-	-	-	5	67%	5
	2023	3	8	16	4	10	4	22	16	4	11	8	12	3	▲	118
Other	2024	-	-	-	-	-	-	-	-	-	-	-	-	0	-100%	0
	2023	2	1	-	5	-	2	2	-	1	1	1	1	2	▼	16
Other Criminally Related Matters	2024	1	-	-	-	-	-	-	-	-	-	-	-	1	-50%	1
	2023	2	3	2	3	6	3	6	4	-	4	1	2	2	▼	36
Probates/Wills & Trusts - Level 2	2024	1	-	-	-	-	-	-	-	-	-	-	-	1	1	1
	2023	-	-	-	1	-	-	-	-	-	-	-	1	0	↔	2
Uncontested Divorce	2024	5	-	-	-	-	-	-	-	-	-	-	-	5	150%	5
	2023	2	3	4	2	2	-	8	3	8	4	2	3	2	▲	41

This report reflects data in the case management system. Numbers will update accordingly as reports are refreshed and posted.

PLN-CCMS-10.01 CASELOAD STATISTICS OF THE CIRCUIT COURTS

Greene

January 2023 -- January 2024 Filings


Alexandria and Fairfax Circuit are not Included in State Totals

Dashboard

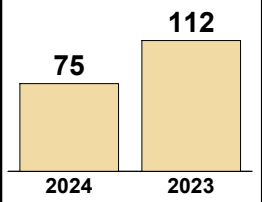
Court: Greene Circuit
Start/End Date: Jan-23 / Jan-24
2023 Average Month: 127
Jan-Jan 2023: 112
Filings Trending: ▼

Circuit/Court ID: 16 216079
Type of Case: Filings
2024 Average Month: 75
Jan-Jan 2024 : 75
Overall AVG. Month: 123

Monthly Filings Summary



Jan --- Jan Filings



Filings by Division

Divisions	Jan	Feb	Mar	Apr	May	Jun	Jul	Aug	Sep	Oct	Nov	Dec	Thru Jan	% Change	Total
Total	75	-	-	-	-	-	-	-	-	-	-	-	75	-33%	75
2023	112	136	149	139	107	110	106	158	116	132	92	162	112	▼	1,519
Civil	9	-	-	-	-	-	-	-	-	-	-	-	9	29%	9
2023	7	8	13	28	23	10	10	11	20	8	10	6	7	▲	154
Criminal	10	-	-	-	-	-	-	-	-	-	-	-	10	-68%	10
2023	31	51	43	51	16	52	25	67	33	39	15	46	31	▼	469
Concealed Handgun Permits	43	-	-	-	-	-	-	-	-	-	-	-	43	-20%	43
2023	54	56	65	40	42	26	50	55	44	54	46	31	54	▼	563
Miscellaneous/Other	13	-	-	-	-	-	-	-	-	-	-	-	13	-35%	13
2023	20	21	28	20	26	22	21	25	19	30	21	79	20	▼	332
Others	-	-	-	-	-	-	-	-	-	-	-	-	0	0	0
2023	-	-	-	-	-	-	-	-	-	1	-	-	0	↔	1

Filings by Case Category

Case Categories	Jan	Feb	Mar	Apr	May	Jun	Jul	Aug	Sep	Oct	Nov	Dec	Thru Jan	% Change	Total
Administrative Law	-	-	-	-	-	-	-	-	-	-	-	-	0	-100%	0
2023	1	-	-	1	-	1	-	-	-	-	1	-	1	▼	4
Contested Divorce	2	-	-	-	-	-	-	-	-	-	-	-	2	2	2
2023	-	-	6	1	2	-	3	-	3	1	1	3	0	↔	20
Domestic and Family - Level 1	-	-	-	-	-	-	-	-	-	-	-	-	0	0	0
2023	-	-	1	14	9	3	-	4	11	1	2	-	0	↔	45
Domestic and Family - Level 2	-	-	-	-	-	-	-	-	-	-	-	-	0	-100%	0
2023	1	-	1	-	1	1	-	2	-	-	2	-	1	▼	8
Felonies and Related Matters	4	-	-	-	-	-	-	-	-	-	-	-	4	-83%	4
2023	23	31	32	41	13	29	18	32	24	22	10	39	23	▼	314
General Civil - Level 2	2	-	-	-	-	-	-	-	-	-	-	-	2	100%	2
2023	1	3	1	3	4	1	2	1	3	1	2	-	1	▲	22
General Civil - Level 3	2	-	-	-	-	-	-	-	-	-	-	-	2	2	2
2023	-	-	1	2	1	1	-	-	2	1	-	1	0	↔	9
Miscellaneous Civil	49	-	-	-	-	-	-	-	-	-	-	-	49	-25%	49
2023	65	67	81	45	55	38	59	63	53	65	52	39	65	▼	682
Misdemeanor	6	-	-	-	-	-	-	-	-	-	-	-	6	20%	6
2023	5	15	10	7	2	23	5	32	8	13	4	7	5	▲	131
Other	6	-	-	-	-	-	-	-	-	-	-	-	6	-33%	6
2023	9	10	11	15	13	10	9	17	8	19	14	70	9	▼	205
Other Criminally Related Matters	-	-	-	-	-	-	-	-	-	-	-	-	0	-100%	0
2023	3	5	1	3	1	-	2	3	1	4	1	-	3	▼	24
Probates/Wills & Trusts - Level 1	-	-	-	-	-	-	-	-	-	-	-	-	0	0	0
2023	-	-	-	-	-	-	-	-	-	-	-	1	0	↔	1
Probates/Wills & Trusts - Level 2	-	-	-	-	-	-	-	-	-	-	-	-	0	-100%	0
2023	1	1	-	-	1	-	1	-	-	-	-	-	1	▼	4
Protective Orders	-	-	-	-	-	-	-	-	-	-	-	-	0	0	0
2023	-	-	-	-	-	-	-	-	-	1	-	-	0	↔	1
Uncontested Divorce	4	-	-	-	-	-	-	-	-	-	-	-	4	33%	4
2023	3	4	4	7	5	3	7	4	3	4	3	2	3	▲	49

This report reflects data in the case management system. Numbers will update accordingly as reports are refreshed and posted.

PLN-CCMS-10.01 CASELOAD STATISTICS OF THE CIRCUIT COURTS

Louisa

January 2023 -- January 2024 Filings

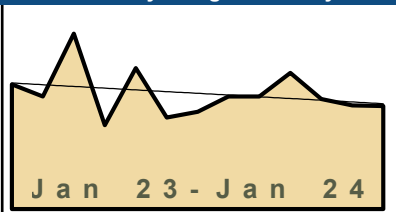
Alexandria and Fairfax Circuit are not Included in State Totals

Dashboard

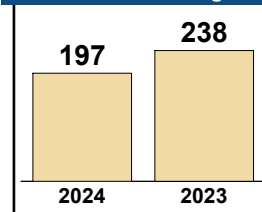
Court: Louisa Circuit
Start/End Date: Jan-23 / Jan-24
2023 Average Month: 223
Jan-Jan 2023: 238
Filings Trending: ▼

Circuit/Court ID: 16 216109
Type of Case: Filings
2024 Average Month: 197
Jan-Jan 2024 : 197
Overall AVG. Month: 221

Monthly Filings Summary



Jan --- Jan Filings



Filings by Division

Divisions		Jan	Feb	Mar	Apr	May	Jun	Jul	Aug	Sep	Oct	Nov	Dec	Thru Jan	% Change	Total
Total	2024	197	-	-	-	-	-	-	-	-	-	-	-	197	-17%	197
	2023	238	215	335	160	269	175	186	215	215	260	210	198	238	▼	2,676
Civil	2024	21	-	-	-	-	-	-	-	-	-	-	-	21	-16%	21
	2023	25	24	32	15	20	26	33	29	17	35	29	21	25	▼	306
Criminal	2024	77	-	-	-	-	-	-	-	-	-	-	-	77	43%	77
	2023	54	54	155	39	135	56	65	70	83	93	67	47	54	▲	918
Concealed Handgun Permits	2024	81	-	-	-	-	-	-	-	-	-	-	-	81	-25%	81
	2023	108	104	99	76	80	66	60	77	80	87	78	88	108	▼	1,003
Miscellaneous/ Other	2024	18	-	-	-	-	-	-	-	-	-	-	-	18	-65%	18
	2023	51	33	48	30	34	27	28	39	35	45	36	42	51	▼	448
Others	2024	-	-	-	-	-	-	-	-	-	-	-	-	0	0	0
	2023	-	-	1	-	-	-	-	-	-	-	-	-	0	↔	1

Filings by Case Category

Case Categories		Jan	Feb	Mar	Apr	May	Jun	Jul	Aug	Sep	Oct	Nov	Dec	Thru Jan	% Change	Total
Capital Murder	2024	1	-	-	-	-	-	-	-	-	-	-	-	1	1	1
	2023	-	-	-	-	-	-	1	-	-	1	-	-	0	↔	2
Contested Divorce	2024	4	-	-	-	-	-	-	-	-	-	-	-	4	0%	4
	2023	4	6	4	3	2	3	7	7	3	4	4	-	4	↔	47
Domestic and Family - Level 1	2024	1	-	-	-	-	-	-	-	-	-	-	-	1	0%	1
	2023	1	-	10	2	1	-	2	-	1	12	3	6	1	↔	38
Domestic and Family - Level 2	2024	-	-	-	-	-	-	-	-	-	-	-	-	0	-100%	0
	2023	2	2	3	-	-	3	2	1	3	2	5	-	2	▼	23
Felonies and Related Matters	2024	63	-	-	-	-	-	-	-	-	-	-	-	63	110%	63
	2023	30	32	115	24	105	43	40	46	65	69	52	30	30	▲	651
General Civil - Level 1	2024	-	-	-	-	-	-	-	-	-	-	-	-	0	0	0
	2023	-	-	-	1	-	-	-	-	-	-	1	-	0	↔	2
General Civil - Level 2	2024	4	-	-	-	-	-	-	-	-	-	-	-	4	33%	4
	2023	3	4	-	2	7	11	11	10	1	7	9	5	3	▲	70
General Civil - Level 3	2024	4	-	-	-	-	-	-	-	-	-	-	-	4	300%	4
	2023	1	4	4	2	1	-	2	4	1	1	1	1	1	▲	22
Miscellaneous Civil	2024	97	-	-	-	-	-	-	-	-	-	-	-	97	-22%	97
	2023	124	122	123	92	99	72	71	104	98	107	97	104	124	▼	1,213
Misdemeanor	2024	12	-	-	-	-	-	-	-	-	-	-	-	12	-48%	12
	2023	23	19	39	16	28	12	20	23	16	21	13	13	23	▼	243
Other	2024	1	-	-	-	-	-	-	-	-	-	-	-	1	-97%	1
	2023	35	13	29	12	18	21	17	11	17	25	17	31	35	▼	246
Other Criminally Related Matters	2024	2	-	-	-	-	-	-	-	-	-	-	-	2	100%	2
	2023	1	3	1	-	2	1	4	2	2	2	3	4	1	▲	25
Probates/Wills & Trusts - Level 1	2024	1	-	-	-	-	-	-	-	-	-	-	-	1	1	1
	2023	-	-	1	-	-	-	1	-	-	-	-	-	0	↔	2
Probates/Wills & Trusts - Level 2	2024	-	-	-	-	-	-	-	-	-	-	-	-	0	-100%	0
	2023	2	3	1	1	1	-	2	3	2	3	-	-	2	▼	18
Uncontested Divorce	2024	7	-	-	-	-	-	-	-	-	-	-	-	7	-42%	7
	2023	12	7	5	5	5	9	6	4	6	5	6	4	12	▼	74

This report reflects data in the case management system. Numbers will update accordingly as reports are refreshed and posted.

PLN-CCMS-10.01 CASELOAD STATISTICS OF THE CIRCUIT COURTS

Madison

January 2023 -- January 2024 Filings


Alexandria and Fairfax Circuit are not Included in State Totals

Dashboard

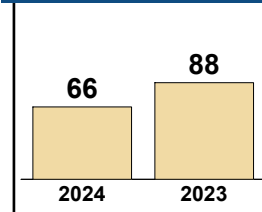
Court: Madison Circuit
Start/End Date: Jan-23 / Jan-24
2023 Average Month: 85
Jan-Jan 2023: 88
Filings Trending: ▼

Circuit/Court ID: 16 216113
Type of Case: Filings
2024 Average Month:66
Jan-Jan 2024 : 66
Overall AVG. Month: 83

Monthly Filings Summary



Jan --- Jan Filings



Filings by Division

Divisions	Jan	Feb	Mar	Apr	May	Jun	Jul	Aug	Sep	Oct	Nov	Dec	Thru Jan	% Change	Total
Total	66	-	-	-	-	-	-	-	-	-	-	-	66	-25%	66
2023	88	106	109	64	69	74	61	73	90	67	80	134	88	▼	1,015
Civil	7	-	-	-	-	-	-	-	-	-	-	-	7	75%	7
2023	4	8	9	8	7	7	10	6	4	5	4	9	4	▲	81
Criminal	8	-	-	-	-	-	-	-	-	-	-	-	8	-67%	8
2023	24	38	35	12	11	27	5	17	34	19	24	23	24	▼	269
Concealed Handgun Permits	31	-	-	-	-	-	-	-	-	-	-	-	31	-31%	31
2023	45	38	48	32	34	23	16	26	30	31	41	38	45	▼	402
Miscellaneous/Other	20	-	-	-	-	-	-	-	-	-	-	-	20	33%	20
2023	15	22	17	12	17	17	30	24	22	12	11	64	15	▲	263

Filings by Case Category

Case Categories	Jan	Feb	Mar	Apr	May	Jun	Jul	Aug	Sep	Oct	Nov	Dec	Thru Jan	% Change	Total
Administrative Law	-	-	-	-	-	-	-	-	-	-	-	-	0	0	0
2023	-	-	-	1	-	-	-	1	-	-	-	-	0	↔	2
Contested Divorce	1	-	-	-	-	-	-	-	-	-	-	-	1	1	1
2023	-	-	-	2	-	2	1	-	-	-	-	-	0	↔	5
Domestic and Family - Level 1	1	-	-	-	-	-	-	-	-	-	-	-	1	1	1
2023	-	1	1	2	-	-	-	3	1	-	2	3	0	↔	13
Domestic and Family - Level 2	-	-	-	-	-	-	-	-	-	-	-	-	0	-100%	0
2023	1	1	-	-	-	-	-	-	-	-	-	-	1	▼	2
Felonies and Related Matters	6	-	-	-	-	-	-	-	-	-	-	-	6	-65%	6
2023	17	27	30	6	8	16	3	9	12	11	13	12	17	▼	164
General Civil - Level 1	-	-	-	-	-	-	-	-	-	-	-	-	0	0	0
2023	-	1	-	-	-	-	1	-	-	-	-	1	0	↔	3
General Civil - Level 2	3	-	-	-	-	-	-	-	-	-	-	-	3	200%	3
2023	1	2	4	2	6	1	3	-	2	2	-	-	1	▲	23
General Civil - Level 3	-	-	-	-	-	-	-	-	-	-	-	-	0	-100%	0
2023	1	2	3	-	1	1	1	1	-	1	-	4	1	▼	15
Miscellaneous Civil	35	-	-	-	-	-	-	-	-	-	-	-	35	-26%	35
2023	47	46	52	42	43	29	30	34	37	38	42	43	47	▼	483
Misdemeanor	2	-	-	-	-	-	-	-	-	-	-	-	2	-71%	2
2023	7	11	4	6	3	9	2	6	21	7	11	10	7	▼	97
Other	17	-	-	-	-	-	-	-	-	-	-	-	17	42%	17
2023	12	12	13	2	7	11	17	16	15	5	10	59	12	▲	179
Other Criminally Related Matters	-	-	-	-	-	-	-	-	-	-	-	-	0	0	0
2023	-	-	1	-	-	2	-	2	1	1	-	1	0	↔	8
Probates/Wills & Trusts - Level 1	-	-	-	-	-	-	-	-	-	-	-	-	0	0	0
2023	-	-	-	-	-	-	1	-	-	1	-	-	0	↔	2
Probates/Wills & Trusts - Level 2	1	-	-	-	-	-	-	-	-	-	-	-	1	1	1
2023	-	-	-	1	1	-	1	-	-	-	-	-	0	↔	3
Uncontested Divorce	-	-	-	-	-	-	-	-	-	-	-	-	0	-100%	0
2023	2	3	1	-	-	3	1	1	1	1	1	2	2	▼	16

This report reflects data in the case management system. Numbers will update accordingly as reports are refreshed and posted.

PLN-CCMS-10.01 CASELOAD STATISTICS OF THE CIRCUIT COURTS

Orange

January 2023 -- January 2024 Filings


Alexandria and Fairfax Circuit are not Included in State Totals

Dashboard

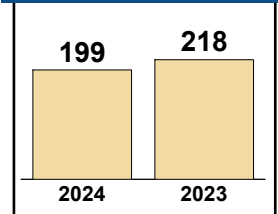
Court: Orange Circuit
Start/End Date: Jan-23 / Jan-24
2023 Average Month: 176
Jan-Jan 2023: 218
Filings Trending: ▼

Circuit/Court ID: 16 216137
Type of Case: Filings
2024 Average Month: 199
Jan-Jan 2024 : 199
Overall AVG. Month: 178

Monthly Filings Summary



Jan --- Jan Filings



Filings by Division

Divisions		Jan	Feb	Mar	Apr	May	Jun	Jul	Aug	Sep	Oct	Nov	Dec	Thru Jan	% Change	Total
Total	2024	199	-	-	-	-	-	-	-	-	-	-	-	199	-9%	199
	2023	218	164	221	170	152	167	201	187	166	176	189	98	218	▼	2,109
Civil	2024	24	-	-	-	-	-	-	-	-	-	-	-	24	71%	24
	2023	14	17	29	16	18	27	21	20	30	29	27	17	14	▲	265
Criminal	2024	77	-	-	-	-	-	-	-	-	-	-	-	77	-6%	77
	2023	82	30	70	49	38	44	109	93	65	47	77	24	82	▼	728
Concealed Handgun Permits	2024	80	-	-	-	-	-	-	-	-	-	-	-	80	-19%	80
	2023	99	106	101	85	75	79	46	59	57	89	71	42	99	▼	909
Miscellaneous/ Other	2024	18	-	-	-	-	-	-	-	-	-	-	-	18	-18%	18
	2023	22	11	21	20	21	17	25	15	14	11	14	14	22	▼	205
Others	2024	-	-	-	-	-	-	-	-	-	-	-	-	0	-100%	0
	2023	1	-	-	-	-	-	-	-	-	-	-	1	1	▼	2

Filings by Case Category

Case Categories		Jan	Feb	Mar	Apr	May	Jun	Jul	Aug	Sep	Oct	Nov	Dec	Thru Jan	% Change	Total
Administrative Law	2024	-	-	-	-	-	-	-	-	-	-	-	-	0	0	0
	2023	-	-	-	-	1	-	-	-	-	-	1	-	0	↔	2
Contested Divorce	2024	2	-	-	-	-	-	-	-	-	-	-	-	2	-33%	2
	2023	3	2	2	-	5	2	4	3	2	1	3	2	3	▼	29
Domestic and Family - Level 1	2024	3	-	-	-	-	-	-	-	-	-	-	-	3	0%	3
	2023	3	-	11	1	1	6	2	4	7	9	4	4	3	↔	52
Domestic and Family - Level 2	2024	-	-	-	-	-	-	-	-	-	-	-	-	0	0	0
	2023	-	2	-	2	2	-	3	-	1	1	2	1	0	↔	14
Felonies and Related Matters	2024	54	-	-	-	-	-	-	-	-	-	-	-	54	-13%	54
	2023	62	13	46	33	26	32	68	58	49	31	52	15	62	▼	485
General Civil - Level 1	2024	-	-	-	-	-	-	-	-	-	-	-	-	0	0	0
	2023	-	-	-	-	-	1	-	1	-	1	-	-	0	↔	3
General Civil - Level 2	2024	3	-	-	-	-	-	-	-	-	-	-	-	3	-50%	3
	2023	6	5	9	5	4	4	5	5	5	5	7	1	6	▼	61
General Civil - Level 3	2024	3	-	-	-	-	-	-	-	-	-	-	-	3	50%	3
	2023	2	6	2	3	5	8	3	3	3	3	3	4	2	▲	45
Miscellaneous Civil	2024	97	-	-	-	-	-	-	-	-	-	-	-	97	-18%	97
	2023	118	113	121	103	91	92	68	73	71	98	85	54	118	▼	1,087
Misdemeanor	2024	22	-	-	-	-	-	-	-	-	-	-	-	22	29%	22
	2023	17	16	24	16	12	9	39	27	16	16	24	9	17	▲	225
Other	2024	1	-	-	-	-	-	-	-	-	-	-	-	1	0%	1
	2023	1	-	1	-	-	-	-	-	1	-	-	1	1	↔	4
Other Criminally Related Matters	2024	1	-	-	-	-	-	-	-	-	-	-	-	1	-67%	1
	2023	3	1	-	-	-	3	2	8	1	-	1	-	3	▼	19
Probates/Wills & Trusts - Level 1	2024	-	-	-	-	-	-	-	-	-	-	-	-	0	0	0
	2023	-	-	-	-	-	-	-	-	-	1	-	-	0	↔	1
Probates/Wills & Trusts - Level 2	2024	-	-	-	-	-	-	-	-	-	-	-	-	0	0	0
	2023	-	2	2	2	1	1	2	-	3	-	2	1	0	↔	16
Uncontested Divorce	2024	13	-	-	-	-	-	-	-	-	-	-	-	13	333%	13
	2023	3	4	3	5	4	9	5	5	7	10	5	6	3	▲	66

This report reflects data in the case management system. Numbers will update accordingly as reports are refreshed and posted.

PLN-CCMS-10.01 CASELOAD STATISTICS OF THE CIRCUIT COURTS

Charlottesville


January 2023 -- January 2024 Filings

Alexandria and Fairfax Circuit are not Included in State Totals

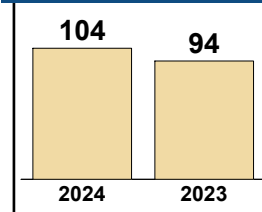
Dashboard

Court: Charlottesville Circuit
Circuit/Court ID: 16 216540
Start/End Date: Jan-23 / Jan-24
Type of Case: Filings
2023 Average Month: 101
2024 Average Month: 104
Jan-Jan 2023: 94
Jan-Jan 2024 : 104
Overall AVG. Month: 101
Filings Trending: ▲

Monthly Filings Summary



Jan --- Jan Filings



Filings by Division

Divisions		Jan	Feb	Mar	Apr	May	Jun	Jul	Aug	Sep	Oct	Nov	Dec	Thru Jan	% Change	Total
Total	2024	104	-	-	-	-	-	-	-	-	-	-	-	104	11%	104
	2023	94	108	110	89	117	109	80	117	81	109	92	106	94	▲	1,212
Civil	2024	24	-	-	-	-	-	-	-	-	-	-	-	24	41%	24
	2023	17	26	25	23	28	18	20	16	15	25	13	14	17	▲	240
Criminal	2024	39	-	-	-	-	-	-	-	-	-	-	-	39	5%	39
	2023	37	48	40	30	51	50	32	53	39	50	30	35	37	▲	495
Concealed Handgun Permits	2024	13	-	-	-	-	-	-	-	-	-	-	-	13	-32%	13
	2023	19	15	19	15	11	6	9	16	13	15	14	19	19	▼	171
Miscellaneous/ Other	2024	28	-	-	-	-	-	-	-	-	-	-	-	28	33%	28
	2023	21	19	26	21	27	35	19	32	14	19	35	38	21	▲	306

Filings by Case Category

Case Categories		Jan	Feb	Mar	Apr	May	Jun	Jul	Aug	Sep	Oct	Nov	Dec	Thru Jan	% Change	Total
Administrative Law	2024	-	-	-	-	-	-	-	-	-	-	-	-	0	0	0
	2023	-	1	1	-	-	-	-	-	-	1	-	-	0	↔	3
Contested Divorce	2024	4	-	-	-	-	-	-	-	-	-	-	-	4	33%	4
	2023	3	4	1	2	2	2	4	4	1	4	2	1	3	▲	30
Domestic and Family - Level 1	2024	-	-	-	-	-	-	-	-	-	-	-	-	0	-100%	0
	2023	2	-	1	2	1	-	2	-	-	5	-	1	2	▼	14
Domestic and Family - Level 2	2024	1	-	-	-	-	-	-	-	-	-	-	-	1	1	1
	2023	-	-	3	6	-	1	1	1	2	3	-	-	0	↔	17
Felonies and Related Matters	2024	27	-	-	-	-	-	-	-	-	-	-	-	27	-7%	27
	2023	29	36	30	21	40	44	25	35	34	38	21	29	29	▼	382
General Civil - Level 1	2024	3	-	-	-	-	-	-	-	-	-	-	-	3	200%	3
	2023	1	2	-	1	2	1	1	2	-	-	-	2	1	▲	12
General Civil - Level 2	2024	9	-	-	-	-	-	-	-	-	-	-	-	9	29%	9
	2023	7	8	7	3	7	8	5	8	5	3	5	2	7	▲	68
General Civil - Level 3	2024	3	-	-	-	-	-	-	-	-	-	-	-	3	50%	3
	2023	2	7	6	1	3	4	2	1	1	3	3	5	2	▲	38
Miscellaneous Civil	2024	39	-	-	-	-	-	-	-	-	-	-	-	39	3%	39
	2023	38	31	44	36	38	35	28	45	27	34	48	50	38	▲	454
Misdemeanor	2024	8	-	-	-	-	-	-	-	-	-	-	-	8	14%	8
	2023	7	12	6	5	7	5	5	7	4	8	7	6	7	▲	79
Other	2024	-	-	-	-	-	-	-	-	-	-	-	-	0	0	0
	2023	-	-	-	-	-	1	-	1	-	-	1	-	0	↔	3
Other Criminally Related Matters	2024	4	-	-	-	-	-	-	-	-	-	-	-	4	300%	4
	2023	1	2	4	4	4	1	2	11	1	4	2	2	1	▲	38
Probates/Wills & Trusts - Level 1	2024	-	-	-	-	-	-	-	-	-	-	-	-	0	0	0
	2023	-	-	-	-	1	-	-	-	-	-	-	-	0	↔	1
Probates/Wills & Trusts - Level 2	2024	3	-	-	-	-	-	-	-	-	-	-	-	3	3	3
	2023	-	-	1	1	-	1	1	2	-	2	-	3	0	↔	11
Protective Orders	2024	-	-	-	-	-	-	-	-	-	-	-	-	0	0	0
	2023	-	-	-	-	2	-	-	-	-	-	-	-	0	↔	2
Uncontested Divorce	2024	3	-	-	-	-	-	-	-	-	-	-	-	3	-25%	3
	2023	4	5	6	7	10	6	4	-	6	4	3	5	4	▼	60


This report reflects data in the case management system. Numbers will update accordingly as reports are refreshed and posted.

Dashboard

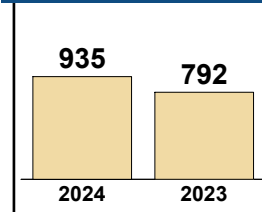
Court: Arlington Circuit
Start/End Date: Jan-23 / Jan-24
2023 Average Month: 808
Jan-Jan 2023: 792
Filings Trending: ▲

Circuit/Court ID: 17 217013
Type of Case: Filings
2024 Average Month: 935
Jan-Jan 2024 : 935
Overall AVG. Month: 818

Monthly Filings Summary



Jan --- Jan Filings



Filings by Division

Divisions		Jan	Feb	Mar	Apr	May	Jun	Jul	Aug	Sep	Oct	Nov	Dec	Thru Jan	% Change	Total
Total	2024	935	-	-	-	-	-	-	-	-	-	-	-	935	18%	935
	2023	792	824	920	768	1,045	769	743	785	791	837	726	701	792	▲	9,701
Civil	2024	153	-	-	-	-	-	-	-	-	-	-	-	153	0%	153
	2023	153	197	214	180	403	194	194	218	195	196	154	132	153	↔	2,430
Criminal	2024	187	-	-	-	-	-	-	-	-	-	-	-	187	-22%	187
	2023	241	231	224	171	242	181	201	165	203	231	223	216	241	▼	2,529
Concealed Handgun Permits	2024	79	-	-	-	-	-	-	-	-	-	-	-	79	-20%	79
	2023	99	95	116	83	95	73	78	93	59	86	79	88	99	▼	1,044
Miscellaneous/ Other	2024	514	-	-	-	-	-	-	-	-	-	-	-	514	74%	514
	2023	296	300	365	333	302	319	269	307	333	322	269	263	296	▲	3,678
Others	2024	2	-	-	-	-	-	-	-	-	-	-	-	2	-33%	2
	2023	3	1	1	1	3	2	1	2	1	2	1	2	3	▼	20

Filings by Case Category

Case Categories		Jan	Feb	Mar	Apr	May	Jun	Jul	Aug	Sep	Oct	Nov	Dec	Thru Jan	% Change	Total
Administrative Law	2024	2	-	-	-	-	-	-	-	-	-	-	-	2	0%	2
	2023	2	2	1	2	1	2	4	-	1	4	-	2	2	↔	21
Capital Murder	2024	1	-	-	-	-	-	-	-	-	-	-	-	1	1	1
	2023	-	-	-	-	-	-	-	-	-	-	-	-	0	↔	0
Contested Divorce	2024	15	-	-	-	-	-	-	-	-	-	-	-	15	-21%	15
	2023	19	21	16	14	22	15	21	19	24	16	9	10	19	▼	206
Domestic and Family - Level 1	2024	7	-	-	-	-	-	-	-	-	-	-	-	7	-56%	7
	2023	16	7	5	20	8	7	13	17	3	11	4	6	16	▼	117
Domestic and Family - Level 2	2024	3	-	-	-	-	-	-	-	-	-	-	-	3	-63%	3
	2023	8	1	3	3	6	4	5	11	6	3	5	5	8	▼	60
Felonies and Related Matters	2024	115	-	-	-	-	-	-	-	-	-	-	-	115	-9%	115
	2023	127	149	127	77	125	102	148	93	130	120	120	109	127	▼	1,427
General Civil - Level 1	2024	2	-	-	-	-	-	-	-	-	-	-	-	2	-82%	2
	2023	11	3	4	2	5	2	3	5	2	4	4	-	11	▼	45
General Civil - Level 2	2024	72	-	-	-	-	-	-	-	-	-	-	-	72	38%	72
	2023	52	119	129	88	301	108	97	109	107	106	94	61	52	▲	1,371
General Civil - Level 3	2024	12	-	-	-	-	-	-	-	-	-	-	-	12	140%	12
	2023	5	7	6	16	5	11	7	14	8	15	8	16	5	▲	118
Miscellaneous Civil	2024	207	-	-	-	-	-	-	-	-	-	-	-	207	-14%	207
	2023	241	232	274	223	218	249	198	244	252	254	210	175	241	▼	2,770
Misdemeanor	2024	31	-	-	-	-	-	-	-	-	-	-	-	31	11%	31
	2023	28	28	36	18	25	19	27	27	25	37	24	27	28	▲	321
Other	2024	383	-	-	-	-	-	-	-	-	-	-	-	383	146%	383
	2023	156	161	209	197	187	147	150	161	138	155	138	178	156	▲	1,977
Other Criminally Related Matters	2024	40	-	-	-	-	-	-	-	-	-	-	-	40	-53%	40
	2023	86	58	67	78	93	61	27	47	49	77	79	81	86	▼	803
Probates/Wills & Trusts - Level 1	2024	2	-	-	-	-	-	-	-	-	-	-	-	2	100%	2
	2023	1	3	1	1	-	2	6	5	3	-	-	-	1	▲	22
Probates/Wills & Trusts - Level 2	2024	9	-	-	-	-	-	-	-	-	-	-	-	9	-18%	9
	2023	11	12	15	7	11	13	11	9	14	9	8	6	11	▼	126
Uncontested Divorce	2024	34	-	-	-	-	-	-	-	-	-	-	-	34	17%	34
	2023	29	21	27	22	38	27	26	24	29	26	23	25	29	▲	317

This report reflects data in the case management system. Numbers will update accordingly as reports are refreshed and posted.

PLN-CCMS-10.01 CASELOAD STATISTICS OF THE CIRCUIT COURTS

Fauquier

January 2023 -- January 2024 Filings


Alexandria and Fairfax Circuit are not Included in State Totals

Dashboard

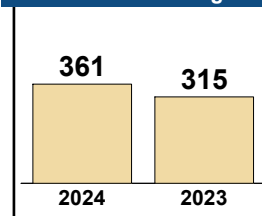
Court: Fauquier Circuit
Start/End Date: Jan-23 / Jan-24
2023 Average Month: 316
Jan-Jan 2023: 315
Filings Trending: ▲

Circuit/Court ID: 20 220061
Type of Case: Filings
2024 Average Month: 361
Jan-Jan 2024 : 361
Overall AVG. Month: 319

Monthly Filings Summary



Jan --- Jan Filings



Filings by Division

Divisions		Jan	Feb	Mar	Apr	May	Jun	Jul	Aug	Sep	Oct	Nov	Dec	Thru Jan	% Change	Total
Total	2024	361	-	-	-	-	-	-	-	-	-	-	-	361	15%	361
	2023	315	322	493	250	305	285	226	288	285	263	317	437	315	▲	3,786
Civil	2024	68	-	-	-	-	-	-	-	-	-	-	-	68	94%	68
	2023	35	50	37	39	50	40	42	37	35	32	40	34	35	▲	471
Criminal	2024	95	-	-	-	-	-	-	-	-	-	-	-	95	121%	95
	2023	43	59	224	54	74	74	53	75	98	69	97	46	43	▲	966
Concealed Handgun Permits	2024	134	-	-	-	-	-	-	-	-	-	-	-	134	-23%	134
	2023	173	167	170	120	129	111	95	107	101	118	133	115	173	▼	1,539
Miscellaneous/ Other	2024	64	-	-	-	-	-	-	-	-	-	-	-	64	2%	64
	2023	63	46	62	37	51	60	35	69	51	44	46	242	63	▲	806
Others	2024	-	-	-	-	-	-	-	-	-	-	-	-	0	-100%	0
	2023	1	-	-	-	1	-	1	-	-	-	1	-	1	▼	4

Filings by Case Category

Case Categories		Jan	Feb	Mar	Apr	May	Jun	Jul	Aug	Sep	Oct	Nov	Dec	Thru Jan	% Change	Total
Administrative Law	2024	-	-	-	-	-	-	-	-	-	-	-	-	0	0	0
	2023	-	-	-	-	-	-	-	-	1	-	-	-	0	↔	1
Contested Divorce	2024	7	-	-	-	-	-	-	-	-	-	-	-	7	600%	7
	2023	1	4	3	2	5	2	5	7	2	2	5	5	1	▲	43
Domestic and Family - Level 1	2024	25	-	-	-	-	-	-	-	-	-	-	-	25	317%	25
	2023	6	8	2	8	7	10	1	-	1	3	2	8	6	▲	56
Domestic and Family - Level 2	2024	5	-	-	-	-	-	-	-	-	-	-	-	5	400%	5
	2023	1	2	3	3	1	4	3	4	4	-	1	3	1	▲	29
Felonies and Related Matters	2024	47	-	-	-	-	-	-	-	-	-	-	-	47	68%	47
	2023	28	33	117	25	51	54	23	46	55	41	77	33	28	▲	583
General Civil - Level 1	2024	-	-	-	-	-	-	-	-	-	-	-	-	0	0	0
	2023	-	1	1	-	-	-	-	2	-	-	-	-	0	↔	4
General Civil - Level 2	2024	15	-	-	-	-	-	-	-	-	-	-	-	15	50%	15
	2023	10	16	14	12	15	4	16	7	12	15	10	10	10	▲	141
General Civil - Level 3	2024	5	-	-	-	-	-	-	-	-	-	-	-	5	400%	5
	2023	1	8	5	2	5	9	3	10	5	3	8	2	1	▲	61
Miscellaneous Civil	2024	160	-	-	-	-	-	-	-	-	-	-	-	160	-20%	160
	2023	199	190	204	141	162	142	114	144	121	142	156	143	199	▼	1,858
Misdemeanor	2024	45	-	-	-	-	-	-	-	-	-	-	-	45	350%	45
	2023	10	14	96	16	10	14	20	23	28	21	15	5	10	▲	272
Other	2024	36	-	-	-	-	-	-	-	-	-	-	-	36	-5%	36
	2023	38	23	23	14	18	24	12	27	32	19	21	212	38	▼	463
Other Criminally Related Matters	2024	3	-	-	-	-	-	-	-	-	-	-	-	3	-40%	3
	2023	5	12	11	13	13	6	10	7	15	8	6	8	5	▼	114
Probates/Wills & Trusts - Level 1	2024	1	-	-	-	-	-	-	-	-	-	-	-	1	0%	1
	2023	1	-	-	-	1	1	-	-	1	-	-	-	1	↔	4
Probates/Wills & Trusts - Level 2	2024	2	-	-	-	-	-	-	-	-	-	-	-	2	-67%	2
	2023	6	-	3	1	4	5	3	1	3	1	6	1	6	▼	34
Protective Orders	2024	-	-	-	-	-	-	-	-	-	-	-	-	0	-100%	0
	2023	1	2	-	1	3	-	2	1	1	1	1	1	1	▼	14
Uncontested Divorce	2024	10	-	-	-	-	-	-	-	-	-	-	-	10	25%	10
	2023	8	9	11	12	10	10	14	9	4	7	9	6	8	▲	109

This report reflects data in the case management system. Numbers will update accordingly as reports are refreshed and posted.

PLN-CCMS-10.01 CASELOAD STATISTICS OF THE CIRCUIT COURTS

Loudoun

January 2023 -- January 2024 Filings


Alexandria and Fairfax Circuit are not Included in State Totals

Dashboard

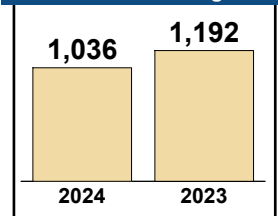
Court: Loudoun Circuit
Start/End Date: Jan-23 / Jan-24
2023 Average Month: 1,029
Jan-Jan 2023: 1,192
Filings Trending: ▼

Circuit/Court ID: 20 220107
Type of Case: Filings
2024 Average Month: 1,036
Jan-Jan 2024 : 1,036
Overall AVG. Month: 1,029

Monthly Filings Summary



Jan --- Jan Filings



Filings by Division

Divisions		Jan	Feb	Mar	Apr	May	Jun	Jul	Aug	Sep	Oct	Nov	Dec	Thru Jan	% Change	Total
Total	2024	1,036	-	-	-	-	-	-	-	-	-	-	-	1,036	-13%	1,036
	2023	1,192	922	1,175	955	934	942	832	922	917	1,016	957	1,578	1,192	▼	12,342
Civil	2024	160	-	-	-	-	-	-	-	-	-	-	-	160	18%	160
	2023	136	151	182	149	191	184	151	155	154	164	145	153	136	▲	1,915
Criminal	2024	148	-	-	-	-	-	-	-	-	-	-	-	148	26%	148
	2023	117	111	122	172	91	127	94	150	134	214	171	164	117	▲	1,667
Concealed Handgun Permits	2024	284	-	-	-	-	-	-	-	-	-	-	-	284	-30%	284
	2023	403	347	393	295	276	267	253	228	244	289	288	269	403	▼	3,552
Miscellaneous/ Other	2024	442	-	-	-	-	-	-	-	-	-	-	-	442	-17%	442
	2023	534	307	474	337	370	364	323	386	385	347	353	986	534	▼	5,166
Others	2024	2	-	-	-	-	-	-	-	-	-	-	-	2	0%	2
	2023	2	6	4	2	6	-	11	3	-	2	-	6	2	↔	42

Filings by Case Category

Case Categories		Jan	Feb	Mar	Apr	May	Jun	Jul	Aug	Sep	Oct	Nov	Dec	Thru Jan	% Change	Total
Administrative Law	2024	1	-	-	-	-	-	-	-	-	-	-	-	1	0%	1
	2023	1	3	2	2	3	-	-	-	2	3	-	-	1	↔	16
Contested Divorce	2024	20	-	-	-	-	-	-	-	-	-	-	-	20	-31%	20
	2023	29	20	34	26	19	30	17	14	25	25	18	20	29	▼	277
Domestic and Family - Level 1	2024	19	-	-	-	-	-	-	-	-	-	-	-	19	280%	19
	2023	5	12	21	19	22	21	7	11	10	7	16	14	5	▲	165
Domestic and Family - Level 2	2024	7	-	-	-	-	-	-	-	-	-	-	-	7	-63%	7
	2023	19	12	14	4	16	5	6	7	6	4	8	9	19	▼	110
Felonies and Related Matters	2024	61	-	-	-	-	-	-	-	-	-	-	-	61	22%	61
	2023	50	48	42	78	54	41	46	81	85	110	119	73	50	▲	827
General Civil - Level 1	2024	1	-	-	-	-	-	-	-	-	-	-	-	1	-50%	1
	2023	2	3	2	3	2	4	3	2	2	3	3	4	2	▼	33
General Civil - Level 2	2024	57	-	-	-	-	-	-	-	-	-	-	-	57	90%	57
	2023	30	40	35	36	54	56	44	54	53	46	37	43	30	▲	528
General Civil - Level 3	2024	16	-	-	-	-	-	-	-	-	-	-	-	16	14%	16
	2023	14	9	17	23	23	24	16	18	14	8	14	14	14	▲	194
Miscellaneous Civil	2024	449	-	-	-	-	-	-	-	-	-	-	-	449	-30%	449
	2023	639	504	591	439	425	425	414	454	424	454	437	408	639	▼	5,614
Misdemeanor	2024	50	-	-	-	-	-	-	-	-	-	-	-	50	138%	50
	2023	21	27	22	12	16	22	30	20	27	36	12	33	21	▲	278
Other	2024	259	-	-	-	-	-	-	-	-	-	-	-	259	-6%	259
	2023	275	142	253	161	197	180	160	139	177	166	182	824	275	▼	2,856
Other Criminally Related Matters	2024	37	-	-	-	-	-	-	-	-	-	-	-	37	-20%	37
	2023	46	36	60	82	22	66	18	51	22	68	43	59	46	▼	573
Probates/Wills & Trusts - Level 1	2024	-	-	-	-	-	-	-	-	-	-	-	-	0	0	0
	2023	-	-	2	-	-	-	2	2	-	-	-	-	0	↔	6
Probates/Wills & Trusts - Level 2	2024	6	-	-	-	-	-	-	-	-	-	-	-	6	-33%	6
	2023	9	9	7	8	18	15	12	11	4	19	14	4	9	▼	130
Uncontested Divorce	2024	53	-	-	-	-	-	-	-	-	-	-	-	53	2%	53
	2023	52	57	73	62	63	53	57	58	66	67	54	73	52	▲	735

This report reflects data in the case management system. Numbers will update accordingly as reports are refreshed and posted.

PLN-CCMS-10.01 CASELOAD STATISTICS OF THE CIRCUIT COURTS

Rappahannock

January 2023 -- January 2024 Filings


Alexandria and Fairfax Circuit are not Included in State Totals

Dashboard

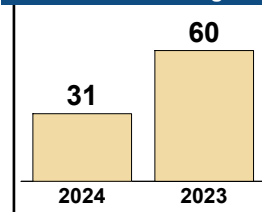
Court: Rappahannock Circuit
Start/End Date: Jan-23 / Jan-24
2023 Average Month: 42
Jan-Jan 2023: 60
Filings Trending: ▼

Circuit/Court ID: 20 220157
Type of Case: Filings
2024 Average Month: 31
Jan-Jan 2024 : 31
Overall AVG. Month: 41

Monthly Filings Summary



Jan --- Jan Filings



Filings by Division

Divisions	Jan	Feb	Mar	Apr	May	Jun	Jul	Aug	Sep	Oct	Nov	Dec	Thru Jan	% Change	Total
Total	31	-	-	-	-	-	-	-	-	-	-	-	31	-48%	31
2023	60	37	49	42	48	39	28	46	56	38	30	34	60	▼	507
Civil	5	-	-	-	-	-	-	-	-	-	-	-	5	-62%	5
2023	13	7	3	4	6	3	6	5	2	2	-	2	13	▼	53
Criminal	11	-	-	-	-	-	-	-	-	-	-	-	11	-8%	11
2023	12	1	20	22	16	12	4	19	34	23	6	10	12	▼	179
Concealed Handgun Permits	8	-	-	-	-	-	-	-	-	-	-	-	8	-70%	8
2023	27	19	20	12	12	10	8	13	14	8	17	7	27	▼	167
Miscellaneous/Other	7	-	-	-	-	-	-	-	-	-	-	-	7	-13%	7
2023	8	10	6	4	14	14	10	8	6	5	7	15	8	▼	107
Others	-	-	-	-	-	-	-	-	-	-	-	-	0	0	0
2023	-	-	-	-	-	-	-	1	-	-	-	-	0	↔	1

Filings by Case Category

Case Categories	Jan	Feb	Mar	Apr	May	Jun	Jul	Aug	Sep	Oct	Nov	Dec	Thru Jan	% Change	Total
Capital Murder	-	-	-	-	-	-	-	-	-	-	-	-	0	0	0
2023	-	-	-	1	-	-	-	-	-	-	-	-	0	↔	1
Contested Divorce	1	-	-	-	-	-	-	-	-	-	-	-	1	0%	1
2023	1	1	-	-	1	-	1	1	-	-	-	-	1	↔	5
Domestic and Family - Level 1	1	-	-	-	-	-	-	-	-	-	-	-	1	-75%	1
2023	4	1	-	3	-	2	1	-	1	-	-	-	4	▼	12
Domestic and Family - Level 2	-	-	-	-	-	-	-	-	-	-	-	-	0	0	0
2023	-	-	-	-	-	-	-	-	-	1	-	-	0	↔	1
Felonies and Related Matters	10	-	-	-	-	-	-	-	-	-	-	-	10	25%	10
2023	8	1	15	14	6	10	-	16	24	15	4	4	8	▲	117
General Civil - Level 2	1	-	-	-	-	-	-	-	-	-	-	-	1	1	1
2023	-	5	2	1	3	2	2	2	-	1	-	2	0	↔	20
General Civil - Level 3	1	-	-	-	-	-	-	-	-	-	-	-	1	-88%	1
2023	8	1	1	-	2	-	1	1	-	-	1	-	8	▼	15
Miscellaneous Civil	15	-	-	-	-	-	-	-	-	-	-	-	15	-48%	15
2023	29	23	21	15	15	15	10	16	16	8	22	10	29	▼	200
Misdemeanor	1	-	-	-	-	-	-	-	-	-	-	-	1	-67%	1
2023	3	-	5	7	10	2	1	1	8	6	1	4	3	▼	48
Other	-	-	-	-	-	-	-	-	-	-	-	-	0	-100%	0
2023	6	5	4	1	10	7	7	6	3	5	1	12	6	▼	67
Other Criminally Related Matters	-	-	-	-	-	-	-	-	-	-	-	-	0	-100%	0
2023	1	-	-	-	-	-	3	2	2	2	1	2	1	▼	13
Probates/Wills & Trusts - Level 2	-	-	-	-	-	-	-	-	-	-	-	-	0	0	0
2023	-	-	-	-	1	1	2	-	-	-	-	-	0	↔	4
Uncontested Divorce	1	-	-	-	-	-	-	-	-	-	-	-	1	1	1
2023	-	-	1	-	-	-	-	-	1	2	-	-	0	↔	4

This report reflects data in the case management system. Numbers will update accordingly as reports are refreshed and posted.

PLN-CCMS-10.01 CASELOAD STATISTICS OF THE CIRCUIT COURTS

Henry

January 2023 -- January 2024 Filings

Alexandria and Fairfax Circuit are not Included in State Totals

Dashboard		Monthly Filings Summary		Jan --- Jan Filings	
Court: Henry Circuit	Circuit/Court ID: 21 221089				
Start/End Date: Jan-23 / Jan-24	Type of Case: Filings				
2023 Average Month: 420	2024 Average Month: 329				
Jan-Jan 2023: 532	Jan-Jan 2024 : 329				
Filings Trending: ▼	Overall AVG. Month: 413				

Filings by Division																
Divisions		Jan	Feb	Mar	Apr	May	Jun	Jul	Aug	Sep	Oct	Nov	Dec	Thru Jan	% Change	Total
Total	2024	329	-	-	-	-	-	-	-	-	-	-	-	329	-38%	329
	2023	532	393	515	387	517	345	460	373	426	334	394	361	532	▼	5,037
Civil	2024	18	-	-	-	-	-	-	-	-	-	-	-	18	-31%	18
	2023	26	32	35	31	36	29	32	39	31	29	17	24	26	▼	361
Criminal	2024	140	-	-	-	-	-	-	-	-	-	-	-	140	-51%	140
	2023	285	160	273	179	308	158	269	156	235	143	233	190	285	▼	2,589
Concealed Handgun Permits	2024	101	-	-	-	-	-	-	-	-	-	-	-	101	-36%	101
	2023	157	115	141	107	98	82	88	94	87	83	71	76	157	▼	1,199
Miscellaneous/ Other	2024	70	-	-	-	-	-	-	-	-	-	-	-	70	9%	70
	2023	64	86	66	69	75	76	71	84	73	79	73	71	64	▲	887
Others	2024	-	-	-	1	-	-	-	-	-	-	-	-	0	0	0
	2023	-	-	-	-	-	-	-	-	-	-	-	-	0	↔	1

Filings by Case Category																
Case Categories		Jan	Feb	Mar	Apr	May	Jun	Jul	Aug	Sep	Oct	Nov	Dec	Thru Jan	% Change	Total
Administrative Law	2024	-	-	-	-	-	-	-	-	-	-	-	-	0	0	0
	2023	-	-	-	-	-	-	1	-	1	-	-	-	0	↔	2
Capital Murder	2024	-	-	-	-	-	-	-	-	-	-	-	-	0	0	0
	2023	-	-	-	-	-	-	1	-	-	-	1	-	0	↔	2
Contested Divorce	2024	2	-	-	-	-	-	-	-	-	-	-	-	2	-67%	2
	2023	6	3	7	1	2	6	4	4	8	3	2	3	6	▼	49
Domestic and Family - Level 1	2024	1	-	-	-	-	-	-	-	-	-	-	-	1	-83%	1
	2023	6	1	4	1	7	7	2	8	4	3	1	-	6	▼	44
Domestic and Family - Level 2	2024	2	-	-	-	-	-	-	-	-	-	-	-	2	2	2
	2023	-	2	1	2	4	-	-	3	2	2	2	-	0	↔	18
Felonies and Related Matters	2024	109	-	-	-	-	-	-	-	-	-	-	-	109	-40%	109
	2023	182	116	182	96	192	109	228	108	181	84	166	132	182	▼	1,776
General Civil - Level 1	2024	-	-	-	-	-	-	-	-	-	-	-	-	0	0	0
	2023	-	-	-	-	-	-	1	-	-	-	-	-	0	↔	1
General Civil - Level 2	2024	1	-	-	-	-	-	-	-	-	-	-	-	1	-67%	1
	2023	3	4	7	4	2	3	5	4	2	3	1	4	3	▼	42
General Civil - Level 3	2024	4	-	-	-	-	-	-	-	-	-	-	-	4	-33%	4
	2023	6	8	2	6	5	5	4	8	4	7	7	10	6	▼	72
Miscellaneous Civil	2024	128	-	-	-	-	-	-	-	-	-	-	-	128	-26%	128
	2023	172	144	174	138	115	112	116	123	107	123	93	98	172	▼	1,515
Misdemeanor	2024	22	-	-	-	-	-	-	-	-	-	-	-	22	-76%	22
	2023	92	41	77	52	104	46	36	39	49	44	49	49	92	▼	678
Other	2024	44	-	-	-	-	-	-	-	-	-	-	-	44	-8%	44
	2023	48	56	33	38	58	46	45	53	54	37	50	48	48	▼	566
Other Criminally Related Matters	2024	9	-	-	-	-	-	-	-	-	-	-	-	9	-18%	9
	2023	11	3	15	31	12	3	4	9	5	15	17	9	11	▼	134
Probates/Wills & Trusts - Level 1	2024	-	-	-	-	-	-	-	-	-	-	-	-	0	0	0
	2023	-	1	-	1	1	-	2	-	-	-	-	-	0	↔	5
Probates/Wills & Trusts - Level 2	2024	2	-	-	-	-	-	-	-	-	-	-	-	2	2	2
	2023	-	4	-	3	4	2	1	2	4	5	3	1	0	↔	29
Uncontested Divorce	2024	5	-	-	-	-	-	-	-	-	-	-	-	5	-17%	5
	2023	6	10	13	14	11	6	10	12	5	8	2	7	6	▼	104

This report reflects data in the case management system. Numbers will update accordingly as reports are refreshed and posted.

PLN-CCMS-10.01 CASELOAD STATISTICS OF THE CIRCUIT COURTS

Patrick

January 2023 -- January 2024 Filings

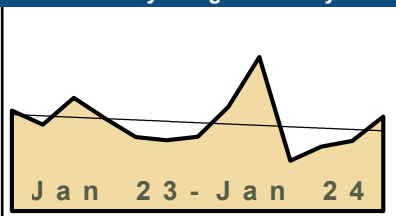
Alexandria and Fairfax Circuit are not Included in State Totals

Dashboard

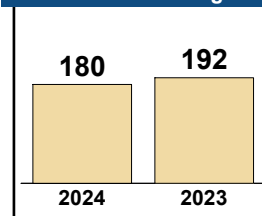
Court: Patrick Circuit
Start/End Date: Jan-23 / Jan-24
2023 Average Month: 168
Jan-Jan 2023: 192
Filings Trending: ▼

Circuit/Court ID: 21 221141
Type of Case: Filings
2024 Average Month: 180
Jan-Jan 2024 : 180
Overall AVG. Month: 169

Monthly Filings Summary



Jan --- Jan Filings



Filings by Division

Divisions		Jan	Feb	Mar	Apr	May	Jun	Jul	Aug	Sep	Oct	Nov	Dec	Thru Jan	% Change	Total
Total	2024	180	-	-	-	-	-	-	-	-	-	-	-	180	-6%	180
	2023	192	165	216	177	141	135	142	199	294	96	123	134	192	▼	2,014
Civil	2024	10	-	-	-	-	-	-	-	-	-	-	-	10	150%	10
	2023	4	11	17	9	14	9	8	17	3	8	6	15	4	▲	121
Criminal	2024	113	-	-	-	-	-	-	-	-	-	-	-	113	19%	113
	2023	95	66	127	121	75	73	84	133	247	53	83	72	95	▲	1,229
Concealed Handgun Permits	2024	47	-	-	-	-	-	-	-	-	-	-	-	47	-46%	47
	2023	87	83	58	41	41	45	42	45	34	23	26	41	87	▼	566
Miscellaneous/Other	2024	10	-	-	-	-	-	-	-	-	-	-	-	10	67%	10
	2023	6	5	14	6	11	7	8	4	10	12	8	6	6	▲	97
Others	2024	-	-	-	-	-	-	-	-	-	-	-	-	0	0	0
	2023	-	-	-	-	-	1	-	-	-	-	-	-	0	↔	1

Filings by Case Category

Case Categories		Jan	Feb	Mar	Apr	May	Jun	Jul	Aug	Sep	Oct	Nov	Dec	Thru Jan	% Change	Total
Administrative Law	2024	-	-	-	-	-	-	-	-	-	-	-	-	0	0	0
	2023	-	-	1	-	-	-	-	-	-	-	-	-	0	↔	1
Capital Murder	2024	-	-	-	-	-	-	-	-	-	-	-	-	0	0	0
	2023	-	-	-	-	-	-	-	-	-	-	1	-	0	↔	1
Contested Divorce	2024	3	-	-	-	-	-	-	-	-	-	-	-	3	3	3
	2023	-	1	4	2	1	2	3	2	-	4	1	2	0	↔	22
Domestic and Family - Level 1	2024	1	-	-	-	-	-	-	-	-	-	-	-	1	0%	1
	2023	1	1	-	2	1	-	-	3	-	1	-	-	1	↔	9
Domestic and Family - Level 2	2024	-	-	-	-	-	-	-	-	-	-	-	-	0	0	0
	2023	-	1	-	2	-	-	1	-	1	-	-	-	0	↔	5
Felonies and Related Matters	2024	46	-	-	-	-	-	-	-	-	-	-	-	46	-6%	46
	2023	49	31	102	73	51	58	48	101	190	34	44	62	49	▼	843
General Civil - Level 1	2024	-	-	-	-	-	-	-	-	-	-	-	-	0	0	0
	2023	-	-	-	-	-	-	-	-	-	-	-	1	0	↔	1
General Civil - Level 2	2024	5	-	-	-	-	-	-	-	-	-	-	-	5	400%	5
	2023	1	-	3	-	4	6	2	5	2	2	3	3	1	▲	31
General Civil - Level 3	2024	-	-	-	-	-	-	-	-	-	-	-	-	0	0	0
	2023	-	1	5	2	2	-	-	-	-	1	1	-	0	↔	12
Miscellaneous Civil	2024	57	-	-	-	-	-	-	-	-	-	-	-	57	-39%	57
	2023	93	88	67	46	51	52	49	49	43	33	33	47	93	▼	651
Misdemeanor	2024	38	-	-	-	-	-	-	-	-	-	-	-	38	12%	38
	2023	34	21	25	33	26	15	21	29	47	19	34	10	34	▲	314
Other	2024	-	-	-	-	-	-	-	-	-	-	-	-	0	0	0
	2023	-	-	-	-	-	1	-	-	-	-	-	-	0	↔	1
Other Criminally Related Matters	2024	29	-	-	-	-	-	-	-	-	-	-	-	29	142%	29
	2023	12	14	-	15	2	-	15	3	10	-	4	-	12	▲	75
Probates/Wills & Trusts - Level 2	2024	-	-	-	-	-	-	-	-	-	-	-	-	0	0	0
	2023	-	2	1	1	1	1	1	2	-	1	-	5	0	↔	15
Uncontested Divorce	2024	1	-	-	-	-	-	-	-	-	-	-	-	1	-50%	1
	2023	2	5	8	1	2	-	2	5	1	1	2	4	2	▼	33

This report reflects data in the case management system. Numbers will update accordingly as reports are refreshed and posted.

PLN-CCMS-10.01 CASELOAD STATISTICS OF THE CIRCUIT COURTS

Martinsville

January 2023 -- January 2024 Filings


Alexandria and Fairfax Circuit are not Included in State Totals

Dashboard

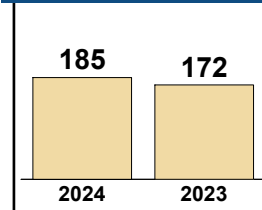
Court: Martinsville Circuit
Start/End Date: Jan-23 / Jan-24
2023 Average Month: 169
Jan-Jan 2023: 172
Filings Trending: ▲

Circuit/Court ID: 21 221690
Type of Case: Filings
2024 Average Month: 185
Jan-Jan 2024 : 185
Overall AVG. Month: 170

Monthly Filings Summary



Jan --- Jan Filings



Filings by Division

Divisions	Jan	Feb	Mar	Apr	May	Jun	Jul	Aug	Sep	Oct	Nov	Dec	Thru Jan	% Change	Total
Total	185	-	-	-	-	-	-	-	-	-	-	-	185	8%	185
2023	172	238	211	121	206	150	165	150	109	186	179	140	172	▲	2,027
Civil	13	-	-	-	-	-	-	-	-	-	-	-	13	44%	13
2023	9	7	14	7	13	3	9	20	7	10	5	11	9	▲	115
Criminal	102	-	-	-	-	-	-	-	-	-	-	-	102	-6%	102
2023	109	185	112	69	140	110	105	82	65	123	136	101	109	▼	1,337
Concealed Handgun Permits	12	-	-	-	-	-	-	-	-	-	-	-	12	-14%	12
2023	14	23	23	9	17	14	9	11	17	12	11	10	14	▼	170
Miscellaneous/Other	58	-	-	-	-	-	-	-	-	-	-	-	58	45%	58
2023	40	23	62	36	36	23	42	37	20	40	27	18	40	▲	404
Others	-	-	-	-	-	-	-	-	-	-	-	-	0	0	0
2023	-	-	-	-	-	-	-	-	-	1	-	-	0	↔	1

Filings by Case Category

Case Categories	Jan	Feb	Mar	Apr	May	Jun	Jul	Aug	Sep	Oct	Nov	Dec	Thru Jan	% Change	Total
Administrative Law	-	-	-	-	-	-	-	-	-	-	-	-	0	0	0
2023	-	-	-	-	-	-	-	-	-	1	-	-	0	↔	1
Contested Divorce	2	-	-	-	-	-	-	-	-	-	-	-	2	0%	2
2023	2	-	1	1	2	-	1	-	-	1	-	-	2	↔	8
Domestic and Family - Level 1	-	-	-	-	-	-	-	-	-	-	-	-	0	0	0
2023	-	-	2	2	1	-	-	10	-	-	-	1	0	↔	16
Domestic and Family - Level 2	-	-	-	-	-	-	-	-	-	-	-	-	0	0	0
2023	-	-	1	-	-	-	-	-	-	-	-	2	0	↔	3
Felonies and Related Matters	73	-	-	-	-	-	-	-	-	-	-	-	73	9%	73
2023	67	128	58	50	89	75	54	48	31	76	97	65	67	▲	838
General Civil - Level 1	-	-	-	-	-	-	-	-	-	-	-	-	0	0	0
2023	-	-	-	-	1	-	-	1	-	-	-	1	0	↔	3
General Civil - Level 2	1	-	-	-	-	-	-	-	-	-	-	-	1	-50%	1
2023	2	2	1	2	4	2	2	5	1	4	-	2	2	▼	27
General Civil - Level 3	7	-	-	-	-	-	-	-	-	-	-	-	7	133%	7
2023	3	1	8	12	14	3	2	6	6	3	2	7	3	▲	67
Miscellaneous Civil	19	-	-	-	-	-	-	-	-	-	-	-	19	6%	19
2023	18	27	33	16	23	22	20	17	27	21	17	17	18	▲	258
Misdemeanor	22	-	-	-	-	-	-	-	-	-	-	-	22	5%	22
2023	21	31	29	13	34	26	17	27	19	39	20	30	21	▲	306
Other	49	-	-	-	-	-	-	-	-	-	-	-	49	40%	49
2023	35	19	52	17	18	12	30	23	9	29	21	9	35	▲	274
Other Criminally Related Matters	7	-	-	-	-	-	-	-	-	-	-	-	7	-67%	7
2023	21	26	25	6	17	9	34	7	15	8	19	6	21	▼	193
Probates/Wills & Trusts - Level 2	3	-	-	-	-	-	-	-	-	-	-	-	3	50%	3
2023	2	2	-	-	-	-	1	3	1	4	1	-	2	▲	14
Uncontested Divorce	2	-	-	-	-	-	-	-	-	-	-	-	2	100%	2
2023	1	2	1	2	3	1	4	3	-	-	2	-	1	▲	19

This report reflects data in the case management system. Numbers will update accordingly as reports are refreshed and posted.

PLN-CCMS-10.01 CASELOAD STATISTICS OF THE CIRCUIT COURTS

Franklin County

January 2023 -- January 2024 Filings

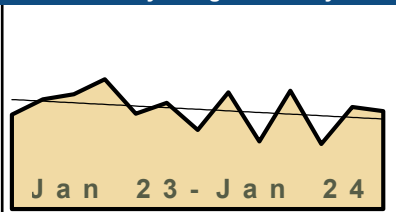
Alexandria and Fairfax Circuit are not Included in State Totals

Dashboard

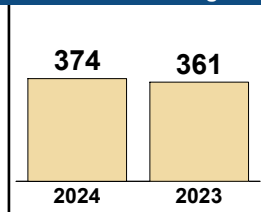
Court: Franklin County Circuit
Start/End Date: Jan-23 / Jan-24
2023 Average Month: 382
Jan-Jan 2023: 361
Filings Trending: ▲

Circuit/Court ID: 22 222067
Type of Case: Filings
2024 Average Month: 374
Jan-Jan 2024 : 374
Overall AVG. Month: 381

Monthly Filings Summary



Jan --- Jan Filings



Filings by Division

Divisions		Jan	Feb	Mar	Apr	May	Jun	Jul	Aug	Sep	Oct	Nov	Dec	Thru Jan	% Change	Total
Total	2024	374	-	-	-	-	-	-	-	-	-	-	-	374	4%	374
	2023	361	419	438	496	364	406	302	446	258	452	249	390	361	▲	4,581
Civil	2024	28	-	-	-	-	-	-	-	-	-	-	-	28	-38%	28
	2023	45	38	50	39	59	47	67	51	49	55	44	53	45	▼	597
Criminal	2024	180	-	-	-	-	-	-	-	-	-	-	-	180	48%	180
	2023	122	177	186	297	148	196	111	262	78	222	63	176	122	▲	2,038
Concealed Handgun Permits	2024	142	-	-	-	-	-	-	-	-	-	-	-	142	-3%	142
	2023	147	146	166	135	107	120	88	89	82	135	98	122	147	▼	1,435
Miscellaneous/ Other	2024	24	-	-	-	-	-	-	-	-	-	-	-	24	-48%	24
	2023	46	58	36	25	50	43	36	44	49	40	44	39	46	▼	510
Others	2024	-	-	-	-	-	-	-	-	-	-	-	-	0	-100%	0
	2023	1	-	-	-	-	-	-	-	-	-	-	-	1	▼	1

Filings by Case Category

Case Categories		Jan	Feb	Mar	Apr	May	Jun	Jul	Aug	Sep	Oct	Nov	Dec	Thru Jan	% Change	Total
Administrative Law	2024	-	-	-	-	-	-	-	-	-	-	-	-	0	0	0
	2023	-	-	-	-	1	1	-	-	-	-	-	-	0	↔	2
Capital Murder	2024	-	-	-	-	-	-	-	-	-	-	-	-	0	0	0
	2023	-	-	-	-	-	-	-	1	-	-	-	-	0	↔	1
Contested Divorce	2024	5	-	-	-	-	-	-	-	-	-	-	-	5	0%	5
	2023	5	4	8	3	2	2	4	5	3	5	3	1	5	↔	45
Domestic and Family - Level 1	2024	3	-	-	-	-	-	-	-	-	-	-	-	3	-85%	3
	2023	20	11	16	11	12	14	30	10	14	30	10	6	20	▼	184
Domestic and Family - Level 2	2024	3	-	-	-	-	-	-	-	-	-	-	-	3	-25%	3
	2023	4	-	-	4	4	1	3	6	3	3	1	2	4	▼	31
Felonies and Related Matters	2024	135	-	-	-	-	-	-	-	-	-	-	-	135	32%	135
	2023	102	158	154	253	124	172	89	209	62	177	52	156	102	▲	1,708
General Civil - Level 1	2024	-	-	-	-	-	-	-	-	-	-	-	-	0	0	0
	2023	-	1	-	-	-	-	1	-	-	-	1	-	0	↔	3
General Civil - Level 2	2024	6	-	-	-	-	-	-	-	-	-	-	-	6	20%	6
	2023	5	4	8	7	7	6	9	11	8	6	6	7	5	▲	84
General Civil - Level 3	2024	7	-	-	-	-	-	-	-	-	-	-	-	7	133%	7
	2023	3	5	5	3	17	5	5	3	5	3	8	12	3	▲	74
Miscellaneous Civil	2024	153	-	-	-	-	-	-	-	-	-	-	-	153	-3%	153
	2023	157	167	186	146	125	135	103	110	98	159	119	143	157	▼	1,648
Misdemeanor	2024	40	-	-	-	-	-	-	-	-	-	-	-	40	100%	40
	2023	20	17	30	40	21	22	14	46	14	37	8	32	20	▲	301
Other	2024	9	-	-	-	-	-	-	-	-	-	-	-	9	-71%	9
	2023	31	34	13	13	28	29	17	22	28	16	20	15	31	▼	266
Other Criminally Related Matters	2024	5	-	-	-	-	-	-	-	-	-	-	-	5	150%	5
	2023	2	2	2	4	3	4	8	7	4	8	3	4	2	▲	51
Probates/Wills & Trusts - Level 1	2024	-	-	-	-	-	-	-	-	-	-	-	-	0	0	0
	2023	-	-	-	-	-	1	-	-	-	-	-	2	0	↔	3
Probates/Wills & Trusts - Level 2	2024	2	-	-	-	-	-	-	-	-	-	-	-	2	-67%	2
	2023	6	3	5	3	4	5	2	6	4	-	2	2	6	▼	42
Protective Orders	2024	-	-	-	-	-	-	-	-	-	-	-	-	0	0	0
	2023	-	2	2	1	-	1	-	-	-	-	3	-	0	↔	9
Uncontested Divorce	2024	6	-	-	-	-	-	-	-	-	-	-	-	6	0%	6
	2023	6	11	9	8	16	8	17	10	15	7	14	8	6	↔	129

This report reflects data in the case management system. Numbers will update accordingly as reports are refreshed and posted.

PLN-CCMS-10.01 CASELOAD STATISTICS OF THE CIRCUIT COURTS

Pittsylvania

January 2023 -- January 2024 Filings

Alexandria and Fairfax Circuit are not Included in State Totals

Dashboard		Monthly Filings Summary		Jan --- Jan Filings				
Court: Pittsylvania Circuit Start/End Date: Jan-23 / Jan-24 2023 Average Month: 373 Jan-Jan 2023: 461 Filings Trending: ↔	Circuit/Court ID: 22 222143 Type of Case: Filings 2024 Average Month: 468 Jan-Jan 2024 : 468 Overall AVG. Month: 380	<p style="font-weight: bold; font-size: 1.2em;">Jan 23 - Jan 24</p>	<table style="margin: auto;"> <tr> <td style="font-size: 1.5em; font-weight: bold;">468</td> <td style="font-size: 1.5em; font-weight: bold;">461</td> </tr> <tr> <td style="width: 50%; text-align: center;">2024</td> <td style="width: 50%; text-align: center;">2023</td> </tr> </table>		468	461	2024	2023
468	461							
2024	2023							

Filings by Division																
Divisions		Jan	Feb	Mar	Apr	May	Jun	Jul	Aug	Sep	Oct	Nov	Dec	Thru Jan	% Change	Total
Total	2024	468	-	-	-	-	-	-	-	-	-	-	-	468	2%	468
	2023	461	442	434	304	348	344	328	412	411	362	332	294	461	▲	4,472
Civil	2024	28	-	-	-	-	-	-	-	-	-	-	-	28	-3%	28
	2023	29	39	49	29	29	47	33	42	39	34	36	24	29	▼	430
Criminal	2024	118	-	-	-	-	-	-	-	-	-	-	-	118	9%	118
	2023	108	148	116	73	77	127	123	163	145	128	86	86	108	▲	1,380
Concealed Handgun Permits	2024	170	-	-	-	-	-	-	-	-	-	-	-	170	-15%	170
	2023	201	173	185	137	140	116	109	123	137	138	145	124	201	▼	1,728
Miscellaneous/ Other	2024	120	-	-	-	-	-	-	-	-	-	-	-	120	-1%	120
	2023	121	82	83	65	101	52	61	84	90	62	64	60	121	▼	925
Others	2024	32	-	-	-	-	-	-	-	-	-	-	-	32	1,500%	32
	2023	2	-	1	-	1	2	2	-	-	-	1	-	2	▲	9

Filings by Case Category																
Case Categories		Jan	Feb	Mar	Apr	May	Jun	Jul	Aug	Sep	Oct	Nov	Dec	Thru Jan	% Change	Total
Administrative Law	2024	-	-	-	-	-	-	-	-	-	-	-	-	0	-100%	0
	2023	1	-	1	-	-	1	-	-	-	-	-	-	1	▼	3
Contested Divorce	2024	4	-	-	-	-	-	-	-	-	-	-	-	4	-20%	4
	2023	5	5	3	1	3	6	5	7	3	5	6	4	5	▼	53
Domestic and Family - Level 1	2024	7	-	-	-	-	-	-	-	-	-	-	-	7	133%	7
	2023	3	12	9	7	8	14	5	12	22	9	4	5	3	▲	110
Domestic and Family - Level 2	2024	-	-	-	-	-	-	-	-	-	-	-	-	0	0	0
	2023	-	-	7	4	3	1	-	2	2	2	4	2	0	↔	27
Felonies and Related Matters	2024	74	-	-	-	-	-	-	-	-	-	-	-	74	-10%	74
	2023	82	117	80	53	54	96	93	142	101	104	70	69	82	▼	1,061
General Civil - Level 1	2024	1	-	-	-	-	-	-	-	-	-	-	-	1	1	1
	2023	-	-	-	-	1	-	-	1	1	-	-	2	0	↔	5
General Civil - Level 2	2024	3	-	-	-	-	-	-	-	-	-	-	-	3	50%	3
	2023	2	4	6	5	4	6	1	9	1	3	5	2	2	▲	48
General Civil - Level 3	2024	3	-	-	-	-	-	-	-	-	-	-	-	3	-67%	3
	2023	9	4	9	2	5	7	6	7	6	8	5	2	9	▼	70
Miscellaneous Civil	2024	193	-	-	-	-	-	-	-	-	-	-	-	193	-15%	193
	2023	226	201	215	158	174	136	125	151	161	156	165	142	226	▼	2,010
Misdemeanor	2024	38	-	-	-	-	-	-	-	-	-	-	-	38	52%	38
	2023	25	25	35	16	24	27	25	15	40	18	16	15	25	▲	281
Other	2024	126	-	-	-	-	-	-	-	-	-	-	-	126	29%	126
	2023	98	49	48	43	67	31	46	50	64	41	44	43	98	▲	624
Other Criminally Related Matters	2024	6	-	-	-	-	-	-	-	-	-	-	-	6	500%	6
	2023	1	6	2	4	-	5	5	6	5	6	3	2	1	▲	45
Probates/Wills & Trusts - Level 1	2024	-	-	-	-	-	-	-	-	-	-	-	-	0	0	0
	2023	-	1	-	1	-	-	-	-	-	1	-	1	0	↔	4
Probates/Wills & Trusts - Level 2	2024	-	-	-	-	-	-	-	-	-	-	-	-	0	0	0
	2023	-	5	5	-	1	-	3	-	2	3	2	1	0	↔	22
Uncontested Divorce	2024	13	-	-	-	-	-	-	-	-	-	-	-	13	44%	13
	2023	9	13	14	10	4	14	14	10	3	6	8	4	9	▲	109

This report reflects data in the case management system. Numbers will update accordingly as reports are refreshed and posted.

PLN-CCMS-10.01 CASELOAD STATISTICS OF THE CIRCUIT COURTS

Danville

January 2023 -- January 2024 Filings

Alexandria and Fairfax Circuit are not Included in State Totals

Dashboard		Monthly Filings Summary		Jan --- Jan Filings					
<p>Court: Danville Circuit Start/End Date: Jan-23 / Jan-24 2023 Average Month: 399 Jan-Jan 2023: 497 Filings Trending: ↔</p>	<p>Circuit/Court ID: 22 222590 Type of Case: Filings 2024 Average Month:505 Jan-Jan 2024 : 505 Overall AVG. Month: 407</p>	<p style="text-align: center; font-weight: bold; color: white;">Jan 23 - Jan 24</p>		<table style="width: 100%; border: none;"> <tr> <td style="width: 50%; text-align: center;">505</td> <td style="width: 50%; text-align: center;">497</td> </tr> <tr> <td style="width: 50%; text-align: center; border: 1px solid black;">2024</td> <td style="width: 50%; text-align: center; border: 1px solid black;">2023</td> </tr> </table>		505	497	2024	2023
505	497								
2024	2023								

Filings by Division																
Divisions		Jan	Feb	Mar	Apr	May	Jun	Jul	Aug	Sep	Oct	Nov	Dec	Thru Jan	% Change	Total
Total	2024	505	-	-	-	-	-	-	-	-	-	-	-	505	2%	505
	2023	497	529	430	374	407	355	336	400	394	431	360	279	497	▲	4,792
Civil	2024	23	-	-	-	-	-	-	-	-	-	-	-	23	15%	23
	2023	20	16	39	30	21	24	23	39	35	22	40	31	20	▲	340
Criminal	2024	310	-	-	-	-	-	-	-	-	-	-	-	310	0%	310
	2023	311	343	221	194	208	187	180	244	227	271	187	134	311	▼	2,707
Concealed Handgun Permits	2024	47	-	-	-	-	-	-	-	-	-	-	-	47	-27%	47
	2023	64	67	72	58	48	46	47	39	51	42	52	56	64	▼	642
Miscellaneous/ Other	2024	118	-	-	-	-	-	-	-	-	-	-	-	118	19%	118
	2023	99	102	97	92	129	98	86	78	81	96	80	57	99	▲	1,095
Others	2024	7	-	-	-	-	-	-	-	-	-	-	-	7	133%	7
	2023	3	1	1	-	1	-	-	-	-	-	1	1	3	▲	8

Filings by Case Category																
Case Categories		Jan	Feb	Mar	Apr	May	Jun	Jul	Aug	Sep	Oct	Nov	Dec	Thru Jan	% Change	Total
Administrative Law	2024	-	-	-	-	-	-	-	-	-	-	-	-	0	0	0
	2023	-	-	-	-	-	1	1	1	-	-	-	-	0	↔	3
Capital Murder	2024	-	-	-	-	-	-	-	-	-	-	-	-	0	0	0
	2023	-	-	-	2	-	-	-	-	-	-	-	-	0	↔	2
Contested Divorce	2024	6	-	-	-	-	-	-	-	-	-	-	-	6	6	6
	2023	-	1	5	2	3	1	2	2	3	-	3	1	0	↔	23
Domestic and Family - Level 1	2024	2	-	-	-	-	-	-	-	-	-	-	-	2	-67%	2
	2023	6	3	9	3	3	1	8	5	11	9	6	12	6	▼	76
Domestic and Family - Level 2	2024	2	-	-	-	-	-	-	-	-	-	-	-	2	2	2
	2023	-	-	1	7	1	-	1	-	-	-	1	-	12	0	↔
Felonies and Related Matters	2024	206	-	-	-	-	-	-	-	-	-	-	-	206	-1%	206
	2023	208	247	144	139	142	133	136	181	162	207	153	85	208	▼	1,937
General Civil - Level 1	2024	2	-	-	-	-	-	-	-	-	-	-	-	2	2	2
	2023	-	-	1	-	1	1	-	-	1	-	-	2	0	↔	6
General Civil - Level 2	2024	9	-	-	-	-	-	-	-	-	-	-	-	9	29%	9
	2023	7	2	6	2	8	4	5	5	4	5	4	3	7	▲	55
General Civil - Level 3	2024	5	-	-	-	-	-	-	-	-	-	-	-	5	-55%	5
	2023	11	8	13	9	8	4	5	14	5	5	13	7	11	▼	102
Miscellaneous Civil	2024	65	-	-	-	-	-	-	-	-	-	-	-	65	-18%	65
	2023	79	88	91	69	64	63	65	60	68	56	66	65	79	▼	834
Misdemeanor	2024	98	-	-	-	-	-	-	-	-	-	-	-	98	4%	98
	2023	94	91	58	45	53	55	35	61	60	57	47	38	94	▲	694
Other	2024	96	-	-	-	-	-	-	-	-	-	-	-	96	20%	96
	2023	80	77	72	77	103	76	65	49	58	77	59	43	80	▲	836
Other Criminally Related Matters	2024	6	-	-	-	-	-	-	-	-	-	-	-	6	-33%	6
	2023	9	7	20	13	13	12	10	8	11	8	4	11	9	▼	126
Probates/Wills & Trusts - Level 2	2024	-	-	-	-	-	-	-	-	-	-	-	-	0	0	0
	2023	-	1	2	2	1	-	3	5	2	2	-	-	0	↔	18
Uncontested Divorce	2024	8	-	-	-	-	-	-	-	-	-	-	-	8	167%	8
	2023	3	4	8	4	7	4	-	9	9	4	5	-	3	▲	57

This report reflects data in the case management system. Numbers will update accordingly as reports are refreshed and posted.

PLN-CCMS-10.01 CASELOAD STATISTICS OF THE CIRCUIT COURTS

Roanoke County

January 2023 -- January 2024 Filings


Alexandria and Fairfax Circuit are not Included in State Totals

Dashboard

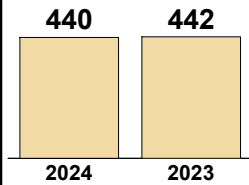
Court: Roanoke County Circuit
Start/End Date: Jan-23 / Jan-24
2023 Average Month: 445
Jan-Jan 2023: 442
Filings Trending: ↔

Circuit/Court ID: 23 223161
Type of Case: Filings
2024 Average Month:440
Jan-Jan 2024 : 440
Overall AVG. Month: 444

Monthly Filings Summary



Jan --- Jan Filings



Filings by Division

Divisions		Jan	Feb	Mar	Apr	May	Jun	Jul	Aug	Sep	Oct	Nov	Dec	Thru Jan	% Change	Total
Total	2024	440	-	-	-	-	-	-	-	-	-	-	-	440	0%	440
	2023	442	547	550	467	433	431	351	488	381	476	337	432	442	▼	5,335
Civil	2024	48	-	-	-	-	-	-	-	-	-	-	-	48	-13%	48
	2023	55	50	64	50	46	52	54	57	46	64	40	50	55	▼	628
Criminal	2024	136	-	-	-	-	-	-	-	-	-	-	-	136	7%	136
	2023	127	209	156	178	141	174	102	219	132	181	92	191	127	▲	1,902
Concealed Handgun Permits	2024	180	-	-	-	-	-	-	-	-	-	-	-	180	-10%	180
	2023	200	221	237	164	192	160	130	130	133	145	150	128	200	▼	1,990
Miscellaneous/ Other	2024	76	-	-	-	-	-	-	-	-	-	-	-	76	27%	76
	2023	60	67	93	75	54	45	65	82	70	86	55	63	60	▲	815

Filings by Case Category

Case Categories		Jan	Feb	Mar	Apr	May	Jun	Jul	Aug	Sep	Oct	Nov	Dec	Thru Jan	% Change	Total
Administrative Law	2024	1	-	-	-	-	-	-	-	-	-	-	-	1	1	1
	2023	-	1	1	-	-	-	-	-	-	1	-	-	0	↔	3
Capital Murder	2024	-	-	-	-	-	-	-	-	-	-	-	-	0	0	0
	2023	-	-	-	-	-	1	-	-	-	-	-	-	0	↔	1
Contested Divorce	2024	2	-	-	-	-	-	-	-	-	-	-	-	2	-71%	2
	2023	7	4	10	6	4	5	5	7	6	9	5	5	7	▼	73
Domestic and Family - Level 1	2024	11	-	-	-	-	-	-	-	-	-	-	-	11	267%	11
	2023	3	6	6	9	13	2	8	8	4	12	3	5	3	▲	79
Domestic and Family - Level 2	2024	2	-	-	-	-	-	-	-	-	-	-	-	2	-33%	2
	2023	3	3	5	3	2	1	3	3	2	4	5	-	3	▼	34
Felonies and Related Matters	2024	97	-	-	-	-	-	-	-	-	-	-	-	97	-8%	97
	2023	106	182	125	129	107	127	82	168	107	134	66	152	106	▼	1,485
General Civil - Level 1	2024	3	-	-	-	-	-	-	-	-	-	-	-	3	3	3
	2023	-	1	1	1	-	1	-	-	-	-	1	-	0	↔	5
General Civil - Level 2	2024	7	-	-	-	-	-	-	-	-	-	-	-	7	-30%	7
	2023	10	9	8	9	10	10	9	10	12	8	6	10	10	▼	111
General Civil - Level 3	2024	4	-	-	-	-	-	-	-	-	-	-	-	4	-56%	4
	2023	9	3	7	4	6	14	10	8	5	6	5	15	9	▼	92
Miscellaneous Civil	2024	227	-	-	-	-	-	-	-	-	-	-	-	227	-5%	227
	2023	239	254	296	209	224	185	166	178	183	185	173	160	239	▼	2,452
Misdemeanor	2024	30	-	-	-	-	-	-	-	-	-	-	-	30	100%	30
	2023	15	21	24	45	27	34	16	36	21	34	14	31	15	▲	318
Other	2024	29	-	-	-	-	-	-	-	-	-	-	-	29	38%	29
	2023	21	37	33	25	18	19	26	34	19	41	32	27	21	▲	332
Other Criminally Related Matters	2024	9	-	-	-	-	-	-	-	-	-	-	-	9	50%	9
	2023	6	6	7	4	7	12	4	15	4	14	12	8	6	▲	99
Probates/Wills & Trusts - Level 1	2024	1	-	-	-	-	-	-	-	-	-	-	-	1	1	1
	2023	-	1	-	-	-	2	-	1	-	1	-	1	0	↔	6
Probates/Wills & Trusts - Level 2	2024	4	-	-	-	-	-	-	-	-	-	-	-	4	-20%	4
	2023	5	6	2	4	6	4	3	6	3	8	5	3	5	▼	55
Uncontested Divorce	2024	13	-	-	-	-	-	-	-	-	-	-	-	13	-28%	13
	2023	18	13	25	19	9	14	19	14	15	18	11	15	18	▼	190


This report reflects data in the case management system. Numbers will update accordingly as reports are refreshed and posted.

Dashboard

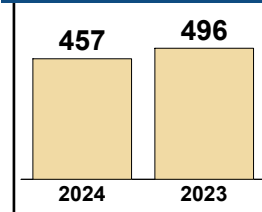
Court: Roanoke Circuit
Start/End Date: Jan-23 / Jan-24
2023 Average Month: 477
Jan-Jan 2023: 496
Filings Trending: ▼

Circuit/Court ID: 23 223770
Type of Case: Filings
2024 Average Month: 457
Jan-Jan 2024 : 457
Overall AVG. Month: 476

Monthly Filings Summary



Jan --- Jan Filings



Filings by Division

Divisions		Jan	Feb	Mar	Apr	May	Jun	Jul	Aug	Sep	Oct	Nov	Dec	Thru Jan	% Change	Total
Total	2024	457	-	-	-	-	-	-	-	-	-	-	-	457	-8%	457
	2023	496	487	526	463	534	420	467	549	457	428	472	427	496	▼	5,726
Civil	2024	90	-	-	-	-	-	-	-	-	-	-	-	90	-4%	90
	2023	94	98	118	104	104	108	112	163	113	88	81	113	94	▼	1,296
Criminal	2024	163	-	-	-	-	-	-	-	-	-	-	-	163	-12%	163
	2023	186	192	199	147	187	130	168	187	156	162	183	153	186	▼	2,050
Concealed Handgun Permits	2024	69	-	-	-	-	-	-	-	-	-	-	-	69	-35%	69
	2023	106	95	121	106	118	99	69	78	75	74	85	53	106	▼	1,079
Miscellaneous/ Other	2024	135	-	-	-	-	-	-	-	-	-	-	-	135	23%	135
	2023	110	101	88	105	125	83	118	121	113	103	123	108	110	▲	1,298
Others	2024	-	-	-	-	-	-	-	-	-	-	-	-	0	0	0
	2023	-	1	-	1	-	-	-	-	-	-	1	-	0	↔	3

Filings by Case Category

Case Categories		Jan	Feb	Mar	Apr	May	Jun	Jul	Aug	Sep	Oct	Nov	Dec	Thru Jan	% Change	Total
Administrative Law	2024	1	-	-	-	-	-	-	-	-	-	-	-	1	1	1
	2023	-	1	1	-	-	-	-	-	1	-	-	-	0	↔	3
Capital Murder	2024	-	-	-	-	-	-	-	-	-	-	-	-	0	-100%	0
	2023	3	-	-	-	-	-	-	-	-	-	-	-	3	▼	3
Contested Divorce	2024	10	-	-	-	-	-	-	-	-	-	-	-	10	11%	10
	2023	9	7	8	16	10	7	7	12	10	4	14	8	9	▲	112
Domestic and Family - Level 1	2024	21	-	-	-	-	-	-	-	-	-	-	-	21	-28%	21
	2023	29	25	22	20	25	42	62	68	45	33	14	39	29	▼	424
Domestic and Family - Level 2	2024	10	-	-	-	-	-	-	-	-	-	-	-	10	233%	10
	2023	3	8	8	2	1	1	2	6	6	2	4	2	3	▲	45
Felonies and Related Matters	2024	110	-	-	-	-	-	-	-	-	-	-	-	110	-19%	110
	2023	136	142	152	109	139	87	133	141	121	132	137	113	136	▼	1,542
General Civil - Level 1	2024	2	-	-	-	-	-	-	-	-	-	-	-	2	2	2
	2023	-	2	6	7	5	3	3	2	1	-	-	-	0	↔	29
General Civil - Level 2	2024	24	-	-	-	-	-	-	-	-	-	-	-	24	100%	24
	2023	12	17	20	11	13	17	12	29	10	17	16	15	12	▲	189
General Civil - Level 3	2024	6	-	-	-	-	-	-	-	-	-	-	-	6	50%	6
	2023	4	7	22	12	11	9	17	13	6	5	10	9	4	▲	125
Miscellaneous Civil	2024	127	-	-	-	-	-	-	-	-	-	-	-	127	-16%	127
	2023	152	142	159	151	187	132	122	142	107	110	137	85	152	▼	1,626
Misdemeanor	2024	32	-	-	-	-	-	-	-	-	-	-	-	32	28%	32
	2023	25	38	27	18	28	27	22	24	23	18	21	42	25	▲	313
Other	2024	73	-	-	-	-	-	-	-	-	-	-	-	73	7%	73
	2023	68	56	52	61	60	47	61	55	83	68	68	71	68	▲	750
Other Criminally Related Matters	2024	22	-	-	-	-	-	-	-	-	-	-	-	22	0%	22
	2023	22	13	21	22	20	16	13	22	12	15	25	13	22	↔	214
Probates/Wills & Trusts - Level 1	2024	-	-	-	-	-	-	-	-	-	-	-	-	0	0	0
	2023	-	-	2	-	-	1	-	1	-	-	-	-	0	↔	4
Probates/Wills & Trusts - Level 2	2024	2	-	-	-	-	-	-	-	-	-	-	-	2	-33%	2
	2023	3	11	3	5	8	6	2	2	3	3	3	6	3	▼	55
Uncontested Divorce	2024	17	-	-	-	-	-	-	-	-	-	-	-	17	-43%	17
	2023	30	18	23	29	27	25	11	32	29	21	23	24	30	▼	292

This report reflects data in the case management system. Numbers will update accordingly as reports are refreshed and posted.

Dashboard		Monthly Filings Summary		Jan --- Jan Filings	
<p>Court: Salem Circuit Start/End Date: Jan-23 / Jan-24 2023 Average Month: 107 Jan-Jan 2023: 126 Filings Trending: ▼</p>	<p>Circuit/Court ID: 23 223775 Type of Case: Filings 2024 Average Month: 87 Jan-Jan 2024 : 87 Overall AVG. Month: 106</p>	<p>Jan 23 - Jan 24</p>	<p>87 (2024) vs 126 (2023)</p>		

Filings by Division																	
Divisions		Jan	Feb	Mar	Apr	May	Jun	Jul	Aug	Sep	Oct	Nov	Dec	Thru Jan	% Change	Total	
Total	2024	87	-	-	-	-	-	-	-	-	-	-	-	-	87	-31%	87
	2023	126	118	119	88	91	125	91	120	94	87	125	102	126	126	▼	1,286
Civil	2024	18	-	-	-	-	-	-	-	-	-	-	-	-	18	38%	18
	2023	13	19	9	10	15	14	12	17	16	18	14	13	13	13	▲	170
Criminal	2024	28	-	-	-	-	-	-	-	-	-	-	-	-	28	-54%	28
	2023	61	50	57	43	33	63	52	62	48	25	71	55	61	61	▼	620
Concealed Handgun Permits	2024	35	-	-	-	-	-	-	-	-	-	-	-	-	35	-24%	35
	2023	46	39	37	26	33	37	22	31	24	36	30	28	46	46	▼	389
Miscellaneous/ Other	2024	6	-	-	-	-	-	-	-	-	-	-	-	-	6	0%	6
	2023	6	10	15	9	10	11	5	10	6	8	10	6	6	6	↔	106
Others	2024	-	-	-	-	-	-	-	-	-	-	-	-	-	0	0	0
	2023	-	-	1	-	-	-	-	-	-	-	-	-	-	0	↔	1

Filings by Case Category																	
Case Categories		Jan	Feb	Mar	Apr	May	Jun	Jul	Aug	Sep	Oct	Nov	Dec	Thru Jan	% Change	Total	
Contested Divorce	2024	-	-	-	-	-	-	-	-	-	-	-	-	-	0	0	0
	2023	-	-	2	-	3	2	1	3	3	2	3	-	-	0	↔	19
Domestic and Family - Level 1	2024	1	-	-	-	-	-	-	-	-	-	-	-	-	1	-67%	1
	2023	3	11	-	4	2	3	2	4	3	3	1	3	3	3	▼	39
Domestic and Family - Level 2	2024	2	-	-	-	-	-	-	-	-	-	-	-	-	2	2	2
	2023	-	2	-	1	1	3	1	1	-	1	1	-	-	0	↔	11
Felonies and Related Matters	2024	21	-	-	-	-	-	-	-	-	-	-	-	-	21	-49%	21
	2023	41	38	53	37	23	56	32	55	45	26	49	43	41	41	▼	498
General Civil - Level 1	2024	-	-	-	-	-	-	-	-	-	-	-	-	-	0	0	0
	2023	-	-	1	-	1	-	-	-	-	-	-	-	-	0	↔	2
General Civil - Level 2	2024	9	-	-	-	-	-	-	-	-	-	-	-	-	9	125%	9
	2023	4	2	9	1	2	5	3	3	4	3	2	1	4	4	▲	39
General Civil - Level 3	2024	-	-	-	-	-	-	-	-	-	-	-	-	-	0	-100%	0
	2023	1	2	2	-	-	1	-	-	-	-	-	2	3	1	▼	11
Miscellaneous Civil	2024	41	-	-	-	-	-	-	-	-	-	-	-	-	41	-24%	41
	2023	54	49	41	34	43	45	27	41	28	43	39	32	54	54	▼	476
Misdemeanor	2024	6	-	-	-	-	-	-	-	-	-	-	-	-	6	-67%	6
	2023	18	8	4	5	9	7	19	4	3	-	22	9	18	18	▼	108
Other	2024	1	-	-	-	-	-	-	-	-	-	-	-	-	1	1	1
	2023	-	-	2	-	-	-	-	-	-	-	1	-	-	0	↔	3
Other Criminally Related Matters	2024	3	-	-	-	-	-	-	-	-	-	-	-	-	3	50%	3
	2023	2	4	-	2	1	-	1	3	-	1	-	4	2	2	▲	18
Probates/Wills & Trusts - Level 1	2024	-	-	-	-	-	-	-	-	-	-	-	-	-	0	0	0
	2023	-	-	1	1	-	-	-	-	-	-	-	-	-	0	↔	2
Probates/Wills & Trusts - Level 2	2024	1	-	-	-	-	-	-	-	-	-	-	-	-	1	1	1
	2023	-	-	1	3	2	1	-	2	2	3	2	2	0	0	↔	18
Uncontested Divorce	2024	2	-	-	-	-	-	-	-	-	-	-	-	-	2	-33%	2
	2023	3	2	3	-	4	2	5	4	6	4	4	5	3	3	▼	42

PLN-CCMS-10.01 CASELOAD STATISTICS OF THE CIRCUIT COURTS

Amherst

January 2023 -- January 2024 Filings


Alexandria and Fairfax Circuit are not Included in State Totals

Dashboard

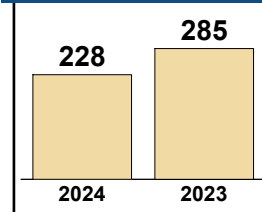
Court: Amherst Circuit
Start/End Date: Jan-23 / Jan-24
2023 Average Month: 216
Jan-Jan 2023: 285
Filings Trending: ▼

Circuit/Court ID: 24 224009
Type of Case: Filings
2024 Average Month: 228
Jan-Jan 2024 : 228
Overall AVG. Month: 217

Monthly Filings Summary



Jan --- Jan Filings



Filings by Division

Divisions		Jan	Feb	Mar	Apr	May	Jun	Jul	Aug	Sep	Oct	Nov	Dec	Thru Jan	% Change	Total
Total	2024	228	-	-	-	-	-	-	-	-	-	-	-	228	-20%	228
	2023	285	202	233	199	228	232	196	208	229	225	153	207	285	▼	2,597
Civil	2024	15	-	-	-	-	-	-	-	-	-	-	-	15	-40%	15
	2023	25	9	28	24	30	27	16	16	19	35	7	11	25	▼	247
Criminal	2024	67	-	-	-	-	-	-	-	-	-	-	-	67	-26%	67
	2023	91	53	53	59	53	76	75	57	95	66	41	63	91	▼	782
Concealed Handgun Permits	2024	75	-	-	-	-	-	-	-	-	-	-	-	75	-21%	75
	2023	95	82	92	74	72	65	50	55	53	84	66	65	95	▼	853
Miscellaneous/Other	2024	71	-	-	-	-	-	-	-	-	-	-	-	71	-4%	71
	2023	74	57	59	42	73	64	55	80	62	40	39	68	74	▼	713
Others	2024	-	-	-	-	-	-	-	-	-	-	-	-	0	0	0
	2023	-	1	1	-	-	-	-	-	-	-	-	-	0	↔	2

Filings by Case Category

Case Categories		Jan	Feb	Mar	Apr	May	Jun	Jul	Aug	Sep	Oct	Nov	Dec	Thru Jan	% Change	Total
Administrative Law	2024	-	-	-	-	-	-	-	-	-	-	-	-	0	0	0
	2023	-	-	-	-	-	1	-	-	1	-	-	-	0	↔	2
Capital Murder	2024	1	-	-	-	-	-	-	-	-	-	-	-	1	1	1
	2023	-	-	-	-	-	-	1	-	-	-	-	-	0	↔	1
Contested Divorce	2024	2	-	-	-	-	-	-	-	-	-	-	-	2	0%	2
	2023	2	2	3	1	2	2	-	1	-	1	-	-	2	↔	14
Domestic and Family - Level 1	2024	-	-	-	-	-	-	-	-	-	-	-	-	0	-100%	0
	2023	8	-	14	10	5	15	1	4	10	19	2	2	8	▼	90
Domestic and Family - Level 2	2024	3	-	-	-	-	-	-	-	-	-	-	-	3	50%	3
	2023	2	3	2	3	1	-	2	1	-	1	-	1	2	▲	16
Felonies and Related Matters	2024	55	-	-	-	-	-	-	-	-	-	-	-	55	28%	55
	2023	43	31	32	38	34	49	44	32	54	37	30	44	43	▲	468
General Civil - Level 2	2024	2	-	-	-	-	-	-	-	-	-	-	-	2	-50%	2
	2023	4	4	1	2	3	1	9	6	4	3	1	1	4	▼	39
General Civil - Level 3	2024	1	-	-	-	-	-	-	-	-	-	-	-	1	0%	1
	2023	1	-	3	2	3	3	-	2	2	3	2	-	1	↔	21
Miscellaneous Civil	2024	88	-	-	-	-	-	-	-	-	-	-	-	88	-15%	88
	2023	104	93	103	85	87	73	59	67	71	94	76	83	104	▼	995
Misdemeanor	2024	9	-	-	-	-	-	-	-	-	-	-	-	9	-65%	9
	2023	26	17	17	13	20	12	20	12	20	8	9	17	26	▼	191
Other	2024	58	-	-	-	-	-	-	-	-	-	-	-	58	-8%	58
	2023	63	47	49	31	58	56	45	68	43	29	29	51	63	▼	569
Other Criminally Related Matters	2024	2	-	-	-	-	-	-	-	-	-	-	-	2	-91%	2
	2023	22	5	4	8	8	15	10	13	21	21	2	2	22	▼	131
Probates/Wills & Trusts - Level 1	2024	-	-	-	-	-	-	-	-	-	-	-	-	0	0	0
	2023	-	-	1	-	1	-	-	-	1	1	-	-	0	↔	4
Probates/Wills & Trusts - Level 2	2024	2	-	-	-	-	-	-	-	-	-	-	-	2	-33%	2
	2023	3	-	2	1	-	-	1	1	-	1	-	-	3	▼	9
Uncontested Divorce	2024	5	-	-	-	-	-	-	-	-	-	-	-	5	-29%	5
	2023	7	-	2	5	6	5	4	1	2	7	2	6	7	▼	47

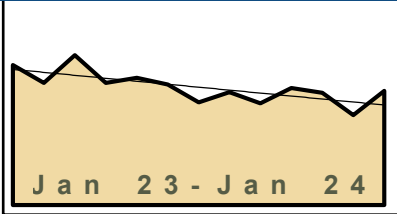
This report reflects data in the case management system. Numbers will update accordingly as reports are refreshed and posted.

Dashboard

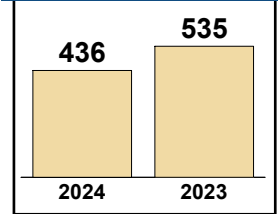
Court: Bedford Circuit
Start/End Date: Jan-23 / Jan-24
2023 Average Month: 451
Jan-Jan 2023: 535
Filings Trending: ▼

Circuit/Court ID: 24 224019
Type of Case: Filings
2024 Average Month:436
Jan-Jan 2024 : 436
Overall AVG. Month: 450

Monthly Filings Summary



Jan --- Jan Filings



Filings by Division

Divisions		Jan	Feb	Mar	Apr	May	Jun	Jul	Aug	Sep	Oct	Nov	Dec	Thru Jan	% Change	Total
Total	2024	436	-	-	-	-	-	-	-	-	-	-	-	436	-19%	436
	2023	535	466	573	466	486	460	392	431	388	447	429	344	535	▼	5,417
Civil	2024	47	-	-	-	-	-	-	-	-	-	-	-	47	12%	47
	2023	42	67	66	62	70	67	50	63	64	78	49	38	42	▲	716
Criminal	2024	89	-	-	-	-	-	-	-	-	-	-	-	89	-25%	89
	2023	119	84	137	136	127	137	107	139	118	88	101	90	119	▼	1,383
Concealed Handgun Permits	2024	222	-	-	-	-	-	-	-	-	-	-	-	222	-32%	222
	2023	325	260	275	211	209	192	172	160	154	219	219	158	325	▼	2,554
Miscellaneous/ Other	2024	78	-	-	-	-	-	-	-	-	-	-	-	78	59%	78
	2023	49	55	95	57	79	64	63	69	52	62	60	58	49	▲	763
Others	2024	-	-	-	-	1	-	-	-	-	-	-	-	0	0	0
	2023	-	-	-	-	-	-	-	-	-	-	-	-	0	↔	1

Filings by Case Category

Case Categories		Jan	Feb	Mar	Apr	May	Jun	Jul	Aug	Sep	Oct	Nov	Dec	Thru Jan	% Change	Total
Administrative Law	2024	-	-	-	-	-	-	-	-	-	-	-	-	0	0	0
	2023	-	-	-	-	-	1	1	-	-	-	-	1	-	0	↔
Capital Murder	2024	-	-	-	-	-	-	-	-	-	-	-	-	0	0	0
	2023	-	-	-	-	-	-	1	-	-	-	-	-	0	↔	1
Contested Divorce	2024	7	-	-	-	-	-	-	-	-	-	-	-	7	17%	7
	2023	6	8	9	3	2	11	5	8	6	2	1	2	6	▲	63
Domestic and Family - Level 1	2024	7	-	-	-	-	-	-	-	-	-	-	-	7	-22%	7
	2023	9	8	9	12	10	9	11	8	20	21	14	7	9	▼	138
Domestic and Family - Level 2	2024	5	-	-	-	-	-	-	-	-	-	-	-	5	25%	5
	2023	4	17	5	9	4	7	5	12	7	3	4	3	4	▲	80
Felonies and Related Matters	2024	73	-	-	-	-	-	-	-	-	-	-	-	73	-22%	73
	2023	93	67	106	113	94	66	85	88	83	38	75	55	93	▼	963
General Civil - Level 1	2024	1	-	-	-	-	-	-	-	-	-	-	-	1	0%	1
	2023	1	1	-	-	1	-	-	-	1	2	-	-	1	↔	6
General Civil - Level 2	2024	11	-	-	-	-	-	-	-	-	-	-	-	11	22%	11
	2023	9	9	15	16	17	5	12	15	10	23	10	7	9	▲	148
General Civil - Level 3	2024	7	-	-	-	-	-	-	-	-	-	-	-	7	75%	7
	2023	4	7	7	8	14	10	8	1	3	9	7	10	4	▲	88
Miscellaneous Civil	2024	252	-	-	-	-	-	-	-	-	-	-	-	252	-29%	252
	2023	356	289	323	240	242	221	209	200	182	250	250	185	356	▼	2,947
Misdemeanor	2024	11	-	-	-	-	-	-	-	-	-	-	-	11	-15%	11
	2023	13	8	19	5	17	12	21	42	15	24	20	24	13	▼	220
Other	2024	43	-	-	-	-	-	-	-	-	-	-	-	43	187%	43
	2023	15	25	41	25	45	32	23	28	20	27	26	30	15	▲	337
Other Criminally Related Matters	2024	5	-	-	-	-	-	-	-	-	-	-	-	5	-62%	5
	2023	13	9	14	21	21	60	-	9	20	26	6	11	13	▼	210
Probates/Wills & Trusts - Level 1	2024	-	-	-	-	-	-	-	-	-	-	-	-	0	-100%	0
	2023	2	-	-	-	-	-	-	3	-	1	-	-	2	▼	6
Probates/Wills & Trusts - Level 2	2024	1	-	-	-	-	-	-	-	-	-	-	-	1	-50%	1
	2023	2	4	5	2	5	11	4	5	8	4	-	2	2	▼	52
Uncontested Divorce	2024	13	-	-	-	-	-	-	-	-	-	-	-	13	63%	13
	2023	8	14	20	12	14	15	7	12	13	17	15	8	8	▲	155

PLN-CCMS-10.01 CASELOAD STATISTICS OF THE CIRCUIT COURTS

Campbell

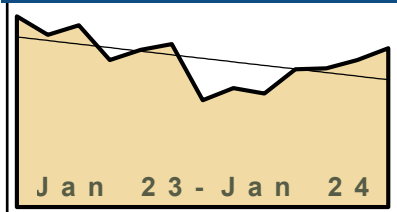
January 2023 -- January 2024 Filings

Alexandria and Fairfax Circuit are not Included in State Totals

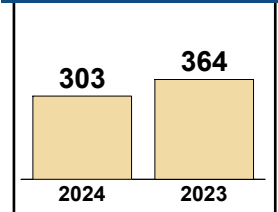
Dashboard

Court: Campbell Circuit
Circuit/Court ID: 24 224031
Start/End Date: Jan-23 / Jan-24
Type of Case: Filings
2023 Average Month: 282
2024 Average Month: 303
Jan-Jan 2023: 364
Jan-Jan 2024 : 303
Filings Trending: ▼
Overall AVG. Month: 284

Monthly Filings Summary



Jan --- Jan Filings



Filings by Division

Divisions	Jan	Feb	Mar	Apr	May	Jun	Jul	Aug	Sep	Oct	Nov	Dec	Thru Jan	% Change	Total
Total	303	-	-	-	-	-	-	-	-	-	-	-	303	-17%	303
2023	364	329	347	281	300	311	204	227	217	263	265	281	364	▼	3,389
Civil	36	-	-	-	-	-	-	-	-	-	-	-	36	24%	36
2023	29	44	41	38	45	63	31	37	19	27	33	33	29	▲	440
Criminal	87	-	-	-	-	-	-	-	-	-	-	-	87	-15%	87
2023	102	87	102	78	91	137	50	53	78	76	65	90	102	▼	1,009
Concealed Handgun Permits	144	-	-	-	-	-	-	-	-	-	-	-	144	-25%	144
2023	192	173	165	134	128	93	92	109	90	124	126	130	192	▼	1,556
Miscellaneous/ Other	36	-	-	-	-	-	-	-	-	-	-	-	36	-12%	36
2023	41	25	39	31	36	18	31	28	30	36	41	28	41	▼	384

Filings by Case Category

Case Categories	Jan	Feb	Mar	Apr	May	Jun	Jul	Aug	Sep	Oct	Nov	Dec	Thru Jan	% Change	Total
Administrative Law	0	-	-	-	-	-	-	-	-	-	-	-	0	0	0
2023	-	-	-	-	-	-	-	-	1	-	-	-	0	↔	1
Capital Murder	0	-	-	-	-	-	-	-	-	-	-	-	0	0	0
2023	-	-	-	-	-	-	1	-	-	-	-	-	0	↔	1
Contested Divorce	3	-	-	-	-	-	-	-	-	-	-	-	3	50%	3
2023	2	5	5	3	4	5	6	3	3	-	1	2	2	▲	39
Domestic and Family - Level 1	4	-	-	-	-	-	-	-	-	-	-	-	4	-64%	4
2023	11	6	4	2	9	3	4	8	3	4	2	1	11	▼	57
Domestic and Family - Level 2	1	-	-	-	-	-	-	-	-	-	-	-	1	0%	1
2023	1	3	3	1	4	3	2	2	2	-	7	-	1	↔	28
Felonies and Related Matters	34	-	-	-	-	-	-	-	-	-	-	-	34	-51%	34
2023	69	49	60	35	52	91	25	27	46	43	39	48	69	▼	584
General Civil - Level 1	0	-	-	-	-	-	-	-	-	-	-	-	0	0	0
2023	-	-	1	-	3	1	-	-	1	-	-	3	0	↔	9
General Civil - Level 2	5	-	-	-	-	-	-	-	-	-	-	-	5	-17%	5
2023	6	9	14	9	9	4	9	9	8	9	7	10	6	▼	103
General Civil - Level 3	16	-	-	-	-	-	-	-	-	-	-	-	16	1,500%	16
2023	1	6	12	5	11	33	15	8	-	7	3	8	1	▲	109
Miscellaneous Civil	164	-	-	-	-	-	-	-	-	-	-	-	164	-24%	164
2023	216	190	179	157	145	100	102	125	107	146	150	142	216	▼	1,759
Misdemeanor	49	-	-	-	-	-	-	-	-	-	-	-	49	69%	49
2023	29	33	39	41	38	41	22	22	25	28	24	41	29	▲	383
Other	11	-	-	-	-	-	-	-	-	-	-	-	11	-31%	11
2023	16	9	19	9	14	10	6	9	12	12	9	11	16	▼	136
Other Criminally Related Matters	4	-	-	-	-	-	-	-	-	-	-	-	4	0%	4
2023	4	5	3	2	1	5	2	4	7	5	2	2	4	↔	42
Probates/Wills & Trusts - Level 1	0	-	-	-	-	-	-	-	-	-	-	-	0	0	0
2023	-	-	-	-	-	1	1	-	-	-	-	-	0	↔	2
Probates/Wills & Trusts - Level 2	2	-	-	-	-	-	-	-	-	-	-	-	2	2	2
2023	-	3	1	1	1	1	1	2	-	1	2	2	0	↔	15
Protective Orders	1	-	-	-	-	-	-	-	-	-	-	-	1	1	1
2023	-	-	-	-	-	-	-	-	-	-	-	-	0	↔	0
Uncontested Divorce	9	-	-	-	-	-	-	-	-	-	-	-	9	0%	9
2023	9	11	7	16	9	13	8	8	2	8	19	11	9	↔	121

This report reflects data in the case management system. Numbers will update accordingly as reports are refreshed and posted.

PLN-CCMS-10.01 CASELOAD STATISTICS OF THE CIRCUIT COURTS

January 2023 -- January 2024 Filings

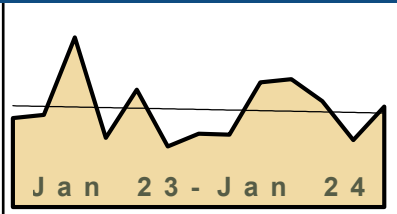
Alexandria and Fairfax Circuit are not Included in State Totals

Dashboard

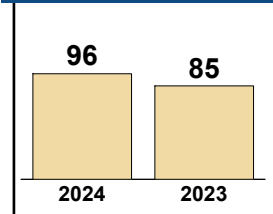
Court: Nelson Circuit
Start/End Date: Jan-23 / Jan-24
2023 Average Month: 93
Jan-Jan 2023: 85
Filings Trending: ▲

Circuit/Court ID: 24 224125
Type of Case: Filings
2024 Average Month: 96
Jan-Jan 2024 : 96
Overall AVG. Month: 93

Monthly Filings Summary



Jan --- Jan Filings



Filings by Division

Divisions		Jan	Feb	Mar	Apr	May	Jun	Jul	Aug	Sep	Oct	Nov	Dec	Thru Jan	% Change	Total
Total	2024	96	-	-	-	-	-	-	-	-	-	-	-	96	13%	96
	2023	85	88	162	66	112	58	70	69	119	122	101	64	85	▲	1,116
Civil	2024	9	-	-	-	-	-	-	-	-	-	-	-	9	80%	9
	2023	5	13	12	13	12	18	5	4	10	8	5	5	5	▲	110
Criminal	2024	25	-	-	-	-	-	-	-	-	-	-	-	25	-4%	25
	2023	26	41	98	29	60	12	34	33	72	78	56	20	26	▼	559
Concealed Handgun Permits	2024	40	-	-	-	-	-	-	-	-	-	-	-	40	-15%	40
	2023	47	30	38	18	34	17	22	25	26	29	31	32	47	▼	349
Miscellaneous/Other	2024	22	-	-	-	-	-	-	-	-	-	-	-	22	214%	22
	2023	7	4	14	6	6	11	9	7	11	6	9	6	7	▲	96
Others	2024	-	-	-	-	-	-	-	-	-	-	-	-	0	0	0
	2023	-	-	-	-	-	-	-	-	-	1	-	1	0	↔	2

Filings by Case Category

Case Categories		Jan	Feb	Mar	Apr	May	Jun	Jul	Aug	Sep	Oct	Nov	Dec	Thru Jan	% Change	Total
Administrative Law	2024	-	-	-	-	-	-	-	-	-	-	-	-	0	-100%	0
	2023	1	-	-	-	-	-	-	-	-	1	-	1	1	▼	3
Capital Murder	2024	1	-	-	-	-	-	-	-	-	-	-	-	1	1	1
	2023	-	-	-	-	-	-	-	-	-	-	-	-	0	↔	0
Contested Divorce	2024	3	-	-	-	-	-	-	-	-	-	-	-	3	3	3
	2023	-	2	2	-	1	1	2	-	-	1	-	-	0	↔	9
Domestic and Family - Level 1	2024	1	-	-	-	-	-	-	-	-	-	-	-	1	0%	1
	2023	1	2	1	5	2	2	-	-	1	3	1	-	1	↔	18
Domestic and Family - Level 2	2024	-	-	-	-	-	-	-	-	-	-	-	-	0	0	0
	2023	-	-	-	1	-	1	-	1	-	-	-	-	0	↔	3
Felonies and Related Matters	2024	15	-	-	-	-	-	-	-	-	-	-	-	15	7%	15
	2023	14	24	65	10	37	10	20	19	32	61	46	10	14	▲	348
General Civil - Level 1	2024	-	-	-	-	-	-	-	-	-	-	-	-	0	0	0
	2023	-	-	-	1	-	-	-	-	1	-	-	-	0	↔	2
General Civil - Level 2	2024	5	-	-	-	-	-	-	-	-	-	-	-	5	150%	5
	2023	2	6	1	2	-	7	2	1	2	2	2	1	2	▲	28
General Civil - Level 3	2024	4	-	-	-	-	-	-	-	-	-	-	-	4	100%	4
	2023	2	1	2	2	4	3	1	-	2	-	1	2	2	▲	20
Miscellaneous Civil	2024	57	-	-	-	-	-	-	-	-	-	-	-	57	12%	57
	2023	51	34	52	24	40	28	30	32	34	35	39	38	51	▲	437
Misdemeanor	2024	8	-	-	-	-	-	-	-	-	-	-	-	8	-27%	8
	2023	11	16	19	10	21	2	10	8	15	11	4	5	11	▼	132
Other	2024	-	-	-	-	-	-	-	-	-	-	-	-	0	-100%	0
	2023	1	1	1	-	1	1	-	-	1	1	-	1	1	▼	8
Other Criminally Related Matters	2024	1	-	-	-	-	-	-	-	-	-	-	-	1	0%	1
	2023	1	1	15	9	2	-	5	6	25	6	6	5	1	↔	81
Probates/Wills & Trusts - Level 1	2024	-	-	-	-	-	-	-	-	-	-	-	-	0	0	0
	2023	-	-	-	1	-	-	-	-	-	-	1	-	0	↔	2
Probates/Wills & Trusts - Level 2	2024	-	-	-	-	-	-	-	-	-	-	-	-	0	0	0
	2023	-	-	1	1	-	-	-	-	1	1	-	-	0	↔	4
Uncontested Divorce	2024	1	-	-	-	-	-	-	-	-	-	-	-	1	0%	1
	2023	1	1	3	-	4	3	-	2	5	-	1	1	1	↔	21

This report reflects data in the case management system. Numbers will update accordingly as reports are refreshed and posted.

PLN-CCMS-10.01 CASELOAD STATISTICS OF THE CIRCUIT COURTS

Lynchburg

January 2023 -- January 2024 Filings

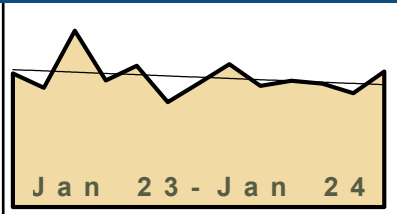
Alexandria and Fairfax Circuit are not Included in State Totals

Dashboard

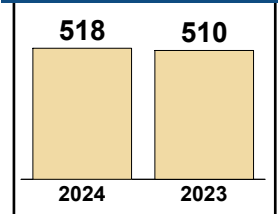
Court: Lynchburg Circuit
Start/End Date: Jan-23 / Jan-24
2023 Average Month: 494
Jan-Jan 2023: 510
Filings Trending: ↔

Circuit/Court ID: 24 224680
Type of Case: Filings
2024 Average Month: 518
Jan-Jan 2024 : 518
Overall AVG. Month: 496

Monthly Filings Summary



Jan --- Jan Filings



Filings by Division

Divisions		Jan	Feb	Mar	Apr	May	Jun	Jul	Aug	Sep	Oct	Nov	Dec	Thru Jan	% Change	Total
Total	2024	518	-	-	-	-	-	-	-	-	-	-	-	518	2%	518
	2023	510	455	673	483	540	401	472	546	463	482	471	435	510	▲	5,931
Civil	2024	65	-	-	-	-	-	-	-	-	-	-	-	65	5%	65
	2023	62	66	90	63	135	60	66	108	71	59	67	99	62	▲	946
Criminal	2024	255	-	-	-	-	-	-	-	-	-	-	-	255	-1%	255
	2023	258	185	324	205	207	192	251	262	234	263	213	181	258	▼	2,775
Concealed Handgun Permits	2024	83	-	-	-	-	-	-	-	-	-	-	-	83	1%	83
	2023	82	88	130	103	91	73	73	70	65	70	85	65	82	▲	995
Miscellaneous/ Other	2024	114	-	-	-	-	-	-	-	-	-	-	-	114	6%	114
	2023	108	115	129	111	107	76	81	105	93	89	106	89	108	▲	1,209
Others	2024	1	-	-	-	-	-	-	-	-	-	-	-	1	1	1
	2023	-	1	-	1	-	-	1	1	-	1	-	1	0	↔	6

Filings by Case Category

Case Categories		Jan	Feb	Mar	Apr	May	Jun	Jul	Aug	Sep	Oct	Nov	Dec	Thru Jan	% Change	Total
Administrative Law	2024	-	-	-	-	-	-	-	-	-	-	-	-	0	0	0
	2023	-	-	1	-	-	-	-	-	-	-	1	1	1	0	↔
Capital Murder	2024	-	-	-	-	-	-	-	-	-	-	-	-	0	0	0
	2023	-	-	-	-	-	-	3	-	-	-	-	-	0	↔	3
Contested Divorce	2024	9	-	-	-	-	-	-	-	-	-	-	-	9	29%	9
	2023	7	7	10	7	11	7	7	6	4	7	9	9	7	▲	91
Domestic and Family - Level 1	2024	2	-	-	-	-	-	-	-	-	-	-	-	2	-89%	2
	2023	19	15	35	9	69	12	14	28	21	13	22	47	19	▼	304
Domestic and Family - Level 2	2024	3	-	-	-	-	-	-	-	-	-	-	-	3	50%	3
	2023	2	2	5	6	4	4	4	4	3	2	4	3	2	▲	43
Felonies and Related Matters	2024	150	-	-	-	-	-	-	-	-	-	-	-	150	1%	150
	2023	149	93	207	127	113	113	161	165	144	152	124	109	149	▲	1,657
General Civil - Level 1	2024	-	-	-	-	-	-	-	-	-	-	-	-	0	-100%	0
	2023	2	2	1	1	1	1	2	1	1	1	3	1	2	▼	17
General Civil - Level 2	2024	14	-	-	-	-	-	-	-	-	-	-	-	14	17%	14
	2023	12	14	14	15	14	10	15	18	9	16	11	12	12	▲	160
General Civil - Level 3	2024	15	-	-	-	-	-	-	-	-	-	-	-	15	200%	15
	2023	5	11	8	7	10	11	4	9	2	6	4	6	5	▲	83
Miscellaneous Civil	2024	114	-	-	-	-	-	-	-	-	-	-	-	114	0%	114
	2023	114	119	181	132	125	97	109	111	108	105	124	95	114	↔	1,420
Misdemeanor	2024	96	-	-	-	-	-	-	-	-	-	-	-	96	1%	96
	2023	95	77	103	54	71	55	64	83	81	98	76	59	95	▲	916
Other	2024	80	-	-	-	-	-	-	-	-	-	-	-	80	7%	80
	2023	75	83	79	81	68	49	43	62	51	52	64	61	75	▲	768
Other Criminally Related Matters	2024	17	-	-	-	-	-	-	-	-	-	-	-	17	6%	17
	2023	16	15	15	24	29	26	25	29	27	18	15	13	16	▲	252
Probates/Wills & Trusts - Level 1	2024	-	-	-	-	-	-	-	-	-	-	-	-	0	0	0
	2023	-	-	-	-	-	-	-	1	-	-	-	1	0	↔	2
Probates/Wills & Trusts - Level 2	2024	3	-	-	-	-	-	-	-	-	-	-	-	3	200%	3
	2023	1	1	2	2	3	1	6	2	2	1	2	1	1	▲	24
Protective Orders	2024	-	-	-	-	-	-	-	-	-	-	-	-	0	0	0
	2023	-	-	-	-	-	-	2	-	-	-	-	-	0	↔	2
Uncontested Divorce	2024	15	-	-	-	-	-	-	-	-	-	-	-	15	15%	15
	2023	13	16	12	18	22	15	13	27	10	10	12	17	13	▲	185

This report reflects data in the case management system. Numbers will update accordingly as reports are refreshed and posted.

PLN-CCMS-10.01 CASELOAD STATISTICS OF THE CIRCUIT COURTS

Allegheny

January 2023 -- January 2024 Filings


Alexandria and Fairfax Circuit are not Included in State Totals

Dashboard

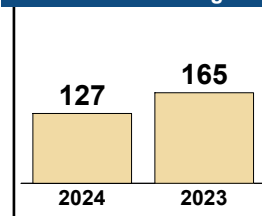
Court: Allegheny Circuit
Start/End Date: Jan-23 / Jan-24
2023 Average Month: 159
Jan-Jan 2023: 165
Filings Trending: ▼

Circuit/Court ID: 25 225005
Type of Case: Filings
2024 Average Month: 127
Jan-Jan 2024 : 127
Overall AVG. Month: 156

Monthly Filings Summary



Jan --- Jan Filings



Filings by Division

Divisions		Jan	Feb	Mar	Apr	May	Jun	Jul	Aug	Sep	Oct	Nov	Dec	Thru Jan	% Change	Total
Total	2024	127	-	-	-	-	-	-	-	-	-	-	-	127	-23%	127
	2023	165	124	177	228	185	160	173	178	90	199	102	122	165	▼	1,903
Civil	2024	5	-	-	-	-	-	-	-	-	-	-	-	5	-44%	5
	2023	9	13	26	11	16	34	28	15	6	11	14	12	9	▼	195
Criminal	2024	76	-	-	-	-	-	-	-	-	-	-	-	76	-8%	76
	2023	83	52	63	162	117	88	97	101	46	119	44	60	83	▼	1,032
Concealed Handgun Permits	2024	38	-	-	-	-	-	-	-	-	-	-	-	38	-41%	38
	2023	64	47	71	47	42	28	37	44	28	50	35	33	64	▼	526
Miscellaneous/ Other	2024	8	-	-	-	-	-	-	-	-	-	-	-	8	-11%	8
	2023	9	11	16	8	10	10	11	18	10	19	9	17	9	▼	148
Others	2024	-	-	-	-	-	-	-	-	-	-	-	-	0	0	0
	2023	-	1	1	-	-	-	-	-	-	-	-	-	0	↔	2

Filings by Case Category

Case Categories		Jan	Feb	Mar	Apr	May	Jun	Jul	Aug	Sep	Oct	Nov	Dec	Thru Jan	% Change	Total
Administrative Law	2024	-	-	-	-	-	-	-	-	-	-	-	-	0	0	0
	2023	-	-	-	-	-	-	-	-	-	1	-	-	0	↔	1
Contested Divorce	2024	1	-	-	-	-	-	-	-	-	-	-	-	1	0%	1
	2023	1	-	3	-	3	1	6	4	1	-	1	1	1	↔	21
Domestic and Family - Level 1	2024	-	-	-	-	-	-	-	-	-	-	-	-	0	-100%	0
	2023	1	3	1	1	-	3	7	2	-	-	-	1	1	▼	19
Domestic and Family - Level 2	2024	1	-	-	-	-	-	-	-	-	-	-	-	1	0%	1
	2023	1	3	1	-	-	-	2	-	1	1	-	-	1	↔	9
Felonies and Related Matters	2024	46	-	-	-	-	-	-	-	-	-	-	-	46	-4%	46
	2023	48	27	49	146	81	54	78	71	34	88	31	32	48	▼	739
General Civil - Level 1	2024	-	-	-	-	-	-	-	-	-	-	-	-	0	0	0
	2023	-	-	2	1	-	1	1	-	-	-	1	-	0	↔	6
General Civil - Level 2	2024	2	-	-	-	-	-	-	-	-	-	-	-	2	100%	2
	2023	1	2	3	3	3	2	1	1	2	4	-	2	1	▲	24
General Civil - Level 3	2024	2	-	-	-	-	-	-	-	-	-	-	-	2	100%	2
	2023	1	-	1	-	6	19	4	2	-	2	3	4	1	▲	42
Miscellaneous Civil	2024	44	-	-	-	-	-	-	-	-	-	-	-	44	-39%	44
	2023	72	58	86	54	51	37	46	61	37	63	43	48	72	▼	656
Misdemeanor	2024	27	-	-	-	-	-	-	-	-	-	-	-	27	-21%	27
	2023	34	21	11	15	34	34	19	25	10	27	10	27	34	▼	267
Other	2024	1	-	-	-	-	-	-	-	-	-	-	-	1	1	1
	2023	-	2	3	1	1	-	-	-	-	-	1	-	0	↔	8
Other Criminally Related Matters	2024	3	-	-	-	-	-	-	-	-	-	-	-	3	200%	3
	2023	1	4	3	1	2	1	-	5	2	4	3	1	1	▲	27
Probates/Wills & Trusts - Level 2	2024	-	-	-	-	-	-	-	-	-	-	-	-	0	-100%	0
	2023	1	2	5	1	-	2	-	1	-	-	5	1	1	▼	18
Uncontested Divorce	2024	-	-	-	-	-	-	-	-	-	-	-	-	0	-100%	0
	2023	4	2	9	5	4	6	9	6	3	7	6	5	4	▼	66

This report reflects data in the case management system. Numbers will update accordingly as reports are refreshed and posted.

PLN-CCMS-10.01 CASELOAD STATISTICS OF THE CIRCUIT COURTS

Augusta

January 2023 -- January 2024 Filings


Alexandria and Fairfax Circuit are not Included in State Totals

Dashboard

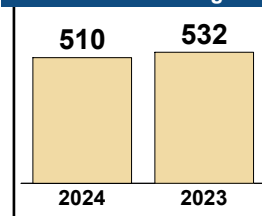
Court: Augusta Circuit
Start/End Date: Jan-23 / Jan-24
2023 Average Month: 458
Jan-Jan 2023: 532
Filings Trending: ▼

Circuit/Court ID: 25 225015
Type of Case: Filings
2024 Average Month: 510
Jan-Jan 2024 : 510
Overall AVG. Month: 462

Monthly Filings Summary



Jan --- Jan Filings



Filings by Division

Divisions		Jan	Feb	Mar	Apr	May	Jun	Jul	Aug	Sep	Oct	Nov	Dec	Thru Jan	% Change	Total
Total	2024	510	-	-	-	-	-	-	-	-	-	-	-	510	-4%	510
	2023	532	534	559	448	472	427	392	417	395	459	437	420	532	▼	5,492
Civil	2024	43	-	-	-	-	-	-	-	-	-	-	-	43	-17%	43
	2023	52	65	48	39	57	39	36	56	26	57	50	45	52	▼	570
Criminal	2024	191	-	-	-	-	-	-	-	-	-	-	-	191	12%	191
	2023	170	141	174	173	169	169	136	171	168	181	166	140	170	▲	1,958
Concealed Handgun Permits	2024	171	-	-	-	-	-	-	-	-	-	-	-	171	-22%	171
	2023	219	241	235	170	164	126	132	126	132	139	155	140	219	▼	1,979
Miscellaneous/ Other	2024	95	-	-	-	-	-	-	-	-	-	-	-	95	7%	95
	2023	89	86	100	63	81	91	88	60	69	82	60	91	89	▲	960
Others	2024	10	-	-	-	-	-	-	-	-	-	-	-	10	400%	10
	2023	2	1	2	3	1	2	-	4	-	-	6	4	2	▲	25

Filings by Case Category

Case Categories		Jan	Feb	Mar	Apr	May	Jun	Jul	Aug	Sep	Oct	Nov	Dec	Thru Jan	% Change	Total
Administrative Law	2024	-	-	-	-	-	-	-	-	-	-	-	-	0	-100%	0
	2023	1	1	1	-	-	-	-	1	4	-	4	-	1	▼	12
Contested Divorce	2024	5	-	-	-	-	-	-	-	-	-	-	-	5	-17%	5
	2023	6	9	6	3	6	6	6	8	2	6	2	5	6	▼	65
Domestic and Family - Level 1	2024	6	-	-	-	-	-	-	-	-	-	-	-	6	-14%	6
	2023	7	2	1	4	10	5	6	8	-	6	2	14	7	▼	65
Domestic and Family - Level 2	2024	7	-	-	-	-	-	-	-	-	-	-	-	7	600%	7
	2023	1	37	4	4	6	2	3	5	2	6	6	5	1	▲	81
Felonies and Related Matters	2024	139	-	-	-	-	-	-	-	-	-	-	-	139	30%	139
	2023	107	100	113	114	136	106	90	119	110	104	129	92	107	▲	1,320
General Civil - Level 1	2024	-	-	-	-	-	-	-	-	-	-	-	-	0	0	0
	2023	-	-	2	-	1	-	-	-	-	-	-	-	0	↔	3
General Civil - Level 2	2024	8	-	-	-	-	-	-	-	-	-	-	-	8	60%	8
	2023	5	4	13	7	7	2	6	10	4	8	6	3	5	▲	75
General Civil - Level 3	2024	4	-	-	-	-	-	-	-	-	-	-	-	4	-60%	4
	2023	10	5	5	6	8	7	7	3	4	9	20	6	10	▼	90
Miscellaneous Civil	2024	194	-	-	-	-	-	-	-	-	-	-	-	194	-21%	194
	2023	247	278	285	201	202	167	167	154	168	177	181	164	247	▼	2,391
Misdemeanor	2024	48	-	-	-	-	-	-	-	-	-	-	-	48	-20%	48
	2023	60	34	56	50	29	53	43	49	53	73	34	47	60	▼	581
Other	2024	82	-	-	-	-	-	-	-	-	-	-	-	82	37%	82
	2023	60	49	49	32	42	52	51	35	31	40	39	71	60	▲	551
Other Criminally Related Matters	2024	5	-	-	-	-	-	-	-	-	-	-	-	5	25%	5
	2023	4	7	5	9	4	10	4	4	5	6	3	1	4	▲	62
Probates/Wills & Trusts - Level 1	2024	-	-	-	-	-	-	-	-	-	-	-	-	0	0	0
	2023	-	-	-	-	-	-	-	-	1	-	-	1	0	↔	2
Probates/Wills & Trusts - Level 2	2024	-	-	-	-	-	-	-	-	-	-	-	-	0	-100%	0
	2023	6	1	4	1	6	1	2	5	3	4	3	4	6	▼	40
Uncontested Divorce	2024	12	-	-	-	-	-	-	-	-	-	-	-	12	-33%	12
	2023	18	7	15	17	15	16	7	16	8	20	8	7	18	▼	154


This report reflects data in the case management system. Numbers will update accordingly as reports are refreshed and posted.

Dashboard

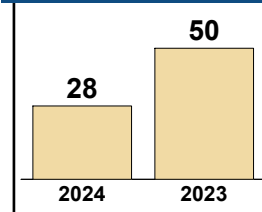
Court: Bath Circuit
Start/End Date: Jan-23 / Jan-24
2023 Average Month: 30
Jan-Jan 2023: 50
Filings Trending: ▼

Circuit/Court ID: 25 225017
Type of Case: Filings
2024 Average Month:28
Jan-Jan 2024 : 28
Overall AVG. Month: 30

Monthly Filings Summary



Jan --- Jan Filings



Filings by Division

Divisions		Jan	Feb	Mar	Apr	May	Jun	Jul	Aug	Sep	Oct	Nov	Dec	Thru Jan	% Change	Total
Total	2024	28	-	-	-	-	-	-	-	-	-	-	-	28	-44%	28
	2023	50	23	29	41	21	19	40	32	29	17	22	34	50	▼	357
Civil	2024	1	-	-	-	-	-	-	-	-	-	-	-	1	0%	1
	2023	1	-	2	3	2	3	-	2	1	1	-	6	1	↔	21
Criminal	2024	19	-	-	-	-	-	-	-	-	-	-	-	19	-30%	19
	2023	27	7	1	20	1	-	9	9	15	4	3	6	27	▼	102
Concealed Handgun Permits	2024	7	-	-	-	-	-	-	-	-	-	-	-	7	-63%	7
	2023	19	16	23	13	12	12	28	17	10	12	18	18	19	▼	198
Miscellaneous/ Other	2024	1	-	-	-	-	-	-	-	-	-	-	-	1	-67%	1
	2023	3	-	3	5	6	4	3	4	3	-	1	4	3	▼	36

Filings by Case Category

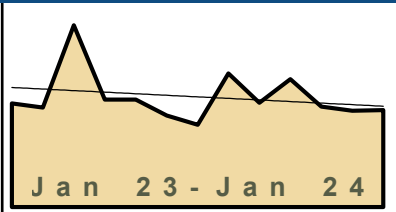
Case Categories		Jan	Feb	Mar	Apr	May	Jun	Jul	Aug	Sep	Oct	Nov	Dec	Thru Jan	% Change	Total
Contested Divorce	2024	-	-	-	-	-	-	-	-	-	-	-	-	0	0	0
	2023	-	-	-	-	1	1	-	-	1	-	-	1	0	↔	4
Domestic and Family - Level 1	2024	-	-	-	-	-	-	-	-	-	-	-	-	0	0	0
	2023	-	-	2	-	-	-	-	-	-	-	-	-	0	↔	2
Domestic and Family - Level 2	2024	-	-	-	-	-	-	-	-	-	-	-	-	0	0	0
	2023	-	-	-	-	-	1	-	-	-	-	-	-	0	↔	1
Felonies and Related Matters	2024	15	-	-	-	-	-	-	-	-	-	-	-	15	-40%	15
	2023	25	5	1	20	1	-	3	4	13	2	2	5	25	▼	81
General Civil - Level 1	2024	-	-	-	-	-	-	-	-	-	-	-	-	0	-100%	0
	2023	1	-	-	-	-	-	-	-	-	-	-	-	1	▼	1
General Civil - Level 2	2024	-	-	-	-	-	-	-	-	-	-	-	-	0	-100%	0
	2023	1	-	2	2	-	2	1	2	1	1	-	1	1	▼	13
General Civil - Level 3	2024	1	-	-	-	-	-	-	-	-	-	-	-	1	1	1
	2023	-	-	-	-	1	1	1	1	-	-	-	3	0	↔	7
Miscellaneous Civil	2024	7	-	-	-	-	-	-	-	-	-	-	-	7	-67%	7
	2023	21	16	24	16	16	14	29	19	12	12	19	21	21	▼	219
Misdemeanor	2024	3	-	-	-	-	-	-	-	-	-	-	-	3	200%	3
	2023	1	2	-	-	-	-	4	3	2	2	1	1	1	▲	16
Other	2024	-	-	-	-	-	-	-	-	-	-	-	-	0	0	0
	2023	-	-	-	-	-	-	-	-	-	-	-	1	0	↔	1
Other Criminally Related Matters	2024	1	-	-	-	-	-	-	-	-	-	-	-	1	0%	1
	2023	1	-	-	-	-	-	2	2	-	-	-	-	1	↔	5
Probates/Wills & Trusts - Level 2	2024	-	-	-	-	-	-	-	-	-	-	-	-	0	0	0
	2023	-	-	-	2	-	-	-	1	-	-	-	-	0	↔	3
Uncontested Divorce	2024	1	-	-	-	-	-	-	-	-	-	-	-	1	1	1
	2023	-	-	-	1	2	-	-	-	-	-	-	1	0	↔	4

Dashboard

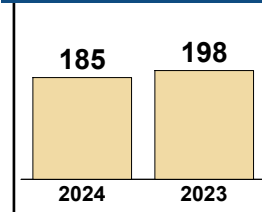
Court: Botetourt Circuit
Start/End Date: Jan-23 / Jan-24
2023 Average Month: 213
Jan-Jan 2023: 198
Filings Trending: ▼

Circuit/Court ID: 25 225023
Type of Case: Filings
2024 Average Month:185
Jan-Jan 2024 : 185
Overall AVG. Month: 210

Monthly Filings Summary



Jan --- Jan Filings



Filings by Division

Divisions		Jan	Feb	Mar	Apr	May	Jun	Jul	Aug	Sep	Oct	Nov	Dec	Thru Jan	% Change	Total
Total	2024	185	-	-	-	-	-	-	-	-	-	-	-	185	-7%	185
	2023	198	190	347	205	205	175	157	255	199	244	192	184	198	▼	2,551
Civil	2024	18	-	-	-	-	-	-	-	-	-	-	-	18	0%	18
	2023	18	14	16	19	21	15	18	25	18	23	18	18	18	↔	223
Criminal	2024	54	-	-	-	-	-	-	-	-	-	-	-	54	-14%	54
	2023	63	48	207	68	89	68	60	114	94	102	81	72	63	▼	1,066
Concealed Handgun Permits	2024	93	-	-	-	-	-	-	-	-	-	-	-	93	2%	93
	2023	91	89	92	89	83	72	70	81	68	97	75	68	91	▲	975
Miscellaneous/Other	2024	20	-	-	-	-	-	-	-	-	-	-	-	20	-23%	20
	2023	26	39	32	29	12	20	9	34	19	22	18	26	26	▼	286
Others	2024	-	-	-	-	-	-	-	-	-	-	-	-	0	0	0
	2023	-	-	-	-	-	-	-	1	-	-	-	-	0	↔	1

Filings by Case Category

Case Categories		Jan	Feb	Mar	Apr	May	Jun	Jul	Aug	Sep	Oct	Nov	Dec	Thru Jan	% Change	Total
Administrative Law	2024	-	-	-	-	-	-	-	-	-	-	-	-	0	0	0
	2023	-	-	1	-	-	-	-	-	1	-	-	-	0	↔	2
Capital Murder	2024	-	-	-	-	-	-	-	-	-	-	-	-	0	0	0
	2023	-	-	1	-	-	-	-	-	1	-	-	-	0	↔	2
Contested Divorce	2024	1	-	-	-	-	-	-	-	-	-	-	-	1	0%	1
	2023	1	2	3	1	2	2	1	1	-	1	2	1	1	↔	17
Domestic and Family - Level 1	2024	3	-	-	-	-	-	-	-	-	-	-	-	3	200%	3
	2023	1	5	2	5	6	3	-	10	-	14	6	7	1	▲	59
Domestic and Family - Level 2	2024	-	-	-	-	-	-	-	-	-	-	-	-	0	-100%	0
	2023	1	-	1	1	1	1	1	-	2	1	-	1	1	▼	10
Felonies and Related Matters	2024	40	-	-	-	-	-	-	-	-	-	-	-	40	-20%	40
	2023	50	34	183	59	55	47	36	95	67	73	55	58	50	▼	812
General Civil - Level 1	2024	2	-	-	-	-	-	-	-	-	-	-	-	2	2	2
	2023	-	-	-	-	-	-	-	-	-	-	-	-	0	↔	0
General Civil - Level 2	2024	2	-	-	-	-	-	-	-	-	-	-	-	2	0%	2
	2023	2	3	4	3	6	4	5	5	6	3	2	2	2	↔	45
General Civil - Level 3	2024	2	-	-	-	-	-	-	-	-	-	-	-	2	-60%	2
	2023	5	-	1	-	-	-	-	2	4	1	4	6	5	▼	23
Miscellaneous Civil	2024	102	-	-	-	-	-	-	-	-	-	-	-	102	3%	102
	2023	99	113	106	110	87	82	75	95	77	106	87	83	99	▲	1,120
Misdemeanor	2024	9	-	-	-	-	-	-	-	-	-	-	-	9	-18%	9
	2023	11	7	16	5	29	17	13	11	20	22	22	12	11	▼	185
Other	2024	10	-	-	-	-	-	-	-	-	-	-	-	10	-38%	10
	2023	16	14	16	8	9	10	4	20	10	11	6	8	16	▼	132
Other Criminally Related Matters	2024	5	-	-	-	-	-	-	-	-	-	-	-	5	150%	5
	2023	2	7	7	4	5	4	11	8	6	7	4	2	2	▲	67
Probates/Wills & Trusts - Level 1	2024	-	-	-	-	-	-	-	-	-	-	-	-	0	-100%	0
	2023	1	-	-	1	-	-	-	-	-	-	-	-	1	▼	2
Probates/Wills & Trusts - Level 2	2024	2	-	-	-	-	-	-	-	-	-	-	-	2	0%	2
	2023	2	-	-	2	-	-	2	1	-	1	-	2	2	↔	10
Uncontested Divorce	2024	7	-	-	-	-	-	-	-	-	-	-	-	7	0%	7
	2023	7	5	6	6	5	5	9	7	5	4	4	2	7	↔	65


This report reflects data in the case management system. Numbers will update accordingly as reports are refreshed and posted.

Dashboard

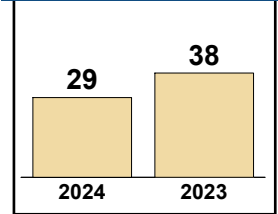
Court: Craig Circuit
Start/End Date: Jan-23 / Jan-24
2023 Average Month: 33
Jan-Jan 2023: 38
Filings Trending: ▼

Circuit/Court ID: 25 225045
Type of Case: Filings
2024 Average Month:29
Jan-Jan 2024 : 29
Overall AVG. Month: 33

Monthly Filings Summary



Jan --- Jan Filings



Filings by Division

Divisions		Jan	Feb	Mar	Apr	May	Jun	Jul	Aug	Sep	Oct	Nov	Dec	Thru Jan	% Change	Total
Total	2024	29	-	-	-	-	-	-	-	-	-	-	-	29	-24%	29
	2023	38	35	54	24	18	37	23	35	38	33	42	21	38	▼	398
Civil	2024	1	-	-	-	-	-	-	-	-	-	-	-	1	-50%	1
	2023	2	1	17	3	3	1	3	6	1	4	2	3	2	▼	46
Criminal	2024	1	-	-	-	-	-	-	-	-	-	-	-	1	-93%	1
	2023	14	-	1	6	-	10	-	9	14	2	16	-	14	▼	72
Concealed Handgun Permits	2024	24	-	-	-	-	-	-	-	-	-	-	-	24	41%	24
	2023	17	32	31	12	12	23	17	18	21	25	22	16	17	▲	246
Miscellaneous/ Other	2024	3	-	-	-	-	-	-	-	-	-	-	-	3	-40%	3
	2023	5	2	5	3	3	3	3	2	2	2	2	2	5	▼	34

Filings by Case Category

Case Categories		Jan	Feb	Mar	Apr	May	Jun	Jul	Aug	Sep	Oct	Nov	Dec	Thru Jan	% Change	Total
Contested Divorce	2024	1	-	-	-	-	-	-	-	-	-	-	-	1	1	1
	2023	-	-	-	1	1	-	-	-	-	1	-	2	0	↔	5
Domestic and Family - Level 1	2024	-	-	-	-	-	-	-	-	-	-	-	-	0	-100%	0
	2023	1	-	16	-	-	-	-	4	-	-	-	-	1	▼	21
Domestic and Family - Level 2	2024	-	-	-	-	-	-	-	-	-	-	-	-	0	0	0
	2023	-	1	-	-	-	-	-	1	-	1	-	-	0	↔	3
Felonies and Related Matters	2024	1	-	-	-	-	-	-	-	-	-	-	-	1	-75%	1
	2023	4	-	-	5	-	10	-	7	10	2	10	-	4	▼	48
General Civil - Level 1	2024	-	-	-	-	-	-	-	-	-	-	-	-	0	0	0
	2023	-	-	-	-	-	-	1	-	-	-	-	-	0	↔	1
General Civil - Level 2	2024	-	-	-	-	-	-	-	-	-	-	-	-	0	0	0
	2023	-	-	-	-	-	-	1	-	-	2	1	-	0	↔	4
General Civil - Level 3	2024	-	-	-	-	-	-	-	-	-	-	-	-	0	0	0
	2023	-	-	1	-	1	-	-	1	-	-	-	-	0	↔	3
Miscellaneous Civil	2024	27	-	-	-	-	-	-	-	-	-	-	-	27	23%	27
	2023	22	34	36	15	15	26	20	20	22	27	24	18	22	▲	279
Misdemeanor	2024	-	-	-	-	-	-	-	-	-	-	-	-	0	-100%	0
	2023	10	-	-	1	-	-	-	2	4	-	6	-	10	▼	23
Other	2024	-	-	-	-	-	-	-	-	-	-	-	-	0	0	0
	2023	-	-	-	-	-	-	-	-	1	-	-	-	0	↔	1
Other Criminally Related Matters	2024	-	-	-	-	-	-	-	-	-	-	-	-	0	0	0
	2023	-	-	1	-	-	-	-	-	-	-	-	-	0	↔	1
Probates/Wills & Trusts - Level 1	2024	-	-	-	-	-	-	-	-	-	-	-	-	0	0	0
	2023	-	-	-	-	-	-	-	-	1	-	-	-	0	↔	1
Uncontested Divorce	2024	-	-	-	-	-	-	-	-	-	-	-	-	0	-100%	0
	2023	1	-	-	2	1	1	1	-	-	-	-	1	1	▼	8

PLN-CCMS-10.01 CASELOAD STATISTICS OF THE CIRCUIT COURTS

Highland

January 2023 -- January 2024 Filings


Alexandria and Fairfax Circuit are not Included in State Totals

Dashboard

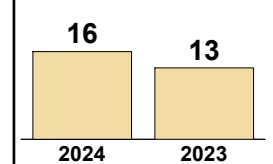
Court: Highland Circuit
Start/End Date: Jan-23 / Jan-24
2023 Average Month: 14
Jan-Jan 2023: 13
Filings Trending: ▲

Circuit/Court ID: 25 225091
Type of Case: Filings
2024 Average Month: 16
Jan-Jan 2024 : 16
Overall AVG. Month: 14

Monthly Filings Summary



Jan --- Jan Filings



Filings by Division

Divisions	Jan	Feb	Mar	Apr	May	Jun	Jul	Aug	Sep	Oct	Nov	Dec	Thru Jan	% Change	Total
Total	16	-	-	-	-	-	-	-	-	-	-	-	16	23%	16
2023	13	19	30	13	11	17	8	6	9	9	6	24	13	▲	165
Civil	2	-	-	-	-	-	-	-	-	-	-	-	2	0%	2
2023	2	3	4	1	1	1	1	-	2	1	-	-	2	↔	16
Criminal	4	-	-	-	-	-	-	-	-	-	-	-	4	100%	4
2023	2	-	8	1	3	11	1	-	2	3	2	19	2	▲	52
Concealed Handgun Permits	9	-	-	-	-	-	-	-	-	-	-	-	9	0%	9
2023	9	15	18	10	7	5	5	6	3	5	3	4	9	↔	90
Miscellaneous/Other	1	-	-	-	-	-	-	-	-	-	-	-	1	1	1
2023	-	1	-	1	-	-	1	-	2	-	1	1	0	↔	7

Filings by Case Category

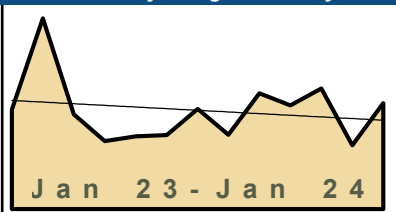
Case Categories	Jan	Feb	Mar	Apr	May	Jun	Jul	Aug	Sep	Oct	Nov	Dec	Thru Jan	% Change	Total
Contested Divorce	-	-	-	-	-	-	-	-	-	-	-	-	0	0	0
2023	-	-	1	-	1	-	1	-	-	-	-	-	0	↔	3
Domestic and Family - Level 1	-	-	-	-	-	-	-	-	-	-	-	-	0	0	0
2023	-	-	1	-	-	-	-	-	-	-	-	-	0	↔	1
Domestic and Family - Level 2	-	-	-	-	-	-	-	-	-	-	-	-	0	-100%	0
2023	1	-	-	-	-	-	-	-	-	-	-	-	1	▼	1
Felonies and Related Matters	1	-	-	-	-	-	-	-	-	-	-	-	1	-50%	1
2023	2	-	4	1	1	7	1	-	2	-	2	18	2	▼	38
General Civil - Level 1	-	-	-	-	-	-	-	-	-	-	-	-	0	0	0
2023	-	-	1	-	-	-	-	-	-	-	-	-	0	↔	1
General Civil - Level 2	-	-	-	-	-	-	-	-	-	-	-	-	0	0	0
2023	-	1	1	-	-	-	-	-	1	-	-	-	0	↔	3
General Civil - Level 3	-	-	-	-	-	-	-	-	-	-	-	-	0	0	0
2023	-	1	-	-	-	-	-	-	1	-	-	-	0	↔	2
Miscellaneous Civil	10	-	-	-	-	-	-	-	-	-	-	-	10	11%	10
2023	9	16	18	11	7	5	6	6	5	5	4	5	9	▲	97
Misdemeanor	3	-	-	-	-	-	-	-	-	-	-	-	3	3	3
2023	-	-	2	-	2	4	-	-	-	1	-	1	0	↔	10
Other Criminally Related Matters	-	-	-	-	-	-	-	-	-	-	-	-	0	0	0
2023	-	-	2	-	-	-	-	-	-	2	-	-	0	↔	4
Probates/Wills & Trusts - Level 2	1	-	-	-	-	-	-	-	-	-	-	-	1	1	1
2023	-	-	-	-	-	1	-	-	-	-	-	-	0	↔	1
Uncontested Divorce	1	-	-	-	-	-	-	-	-	-	-	-	1	0%	1
2023	1	1	-	1	-	-	-	-	-	1	-	-	1	↔	4

Dashboard

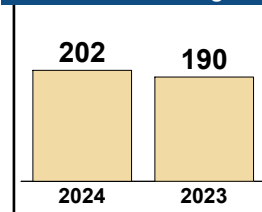
Court: Rockbridge Circuit
Start/End Date: Jan-23 / Jan-24
2023 Average Month: 187
Jan-Jan 2023: 190
Filings Trending: ▲

Circuit/Court ID: 25 225163
Type of Case: Filings
2024 Average Month: 202
Jan-Jan 2024 : 202
Overall AVG. Month: 189

Monthly Filings Summary



Jan --- Jan Filings



Filings by Division

Divisions		Jan	Feb	Mar	Apr	May	Jun	Jul	Aug	Sep	Oct	Nov	Dec	Thru Jan	% Change	Total
Total	2024	202	-	-	-	-	-	-	-	-	-	-	-	202	6%	202
	2023	190	364	181	130	139	141	191	142	221	198	230	122	190	▲	2,249
Civil	2024	14	-	-	-	-	-	-	-	-	-	-	-	14	40%	14
	2023	10	21	34	19	22	18	27	19	26	18	18	14	10	▲	246
Criminal	2024	117	-	-	-	-	-	-	-	-	-	-	-	117	1%	117
	2023	116	264	50	56	57	75	122	71	156	123	149	59	116	▲	1,298
Concealed Handgun Permits	2024	60	-	-	-	-	-	-	-	-	-	-	-	60	20%	60
	2023	50	67	82	45	49	39	39	45	28	43	54	39	50	▲	580
Miscellaneous/ Other	2024	11	-	-	-	-	-	-	-	-	-	-	-	11	-21%	11
	2023	14	12	15	10	11	9	3	7	11	14	9	10	14	▼	125

Filings by Case Category


Case Categories		Jan	Feb	Mar	Apr	May	Jun	Jul	Aug	Sep	Oct	Nov	Dec	Thru Jan	% Change	Total
Administrative Law	2024	-	-	-	-	-	-	-	-	-	-	-	-	0	0	0
	2023	-	-	-	1	1	-	-	3	1	1	-	-	0	↔	7
Contested Divorce	2024	3	-	-	-	-	-	-	-	-	-	-	-	3	50%	3
	2023	2	1	6	3	2	1	3	-	1	3	1	1	2	▲	24
Domestic and Family - Level 1	2024	1	-	-	-	-	-	-	-	-	-	-	-	1	1	1
	2023	-	6	2	1	2	-	4	-	5	8	-	5	0	↔	33
Domestic and Family - Level 2	2024	3	-	-	-	-	-	-	-	-	-	-	-	3	200%	3
	2023	1	3	2	4	3	1	8	2	2	-	6	1	1	▲	33
Felonies and Related Matters	2024	73	-	-	-	-	-	-	-	-	-	-	-	73	0%	73
	2023	73	213	20	28	37	46	85	39	100	85	135	32	73	↔	893
General Civil - Level 2	2024	3	-	-	-	-	-	-	-	-	-	-	-	3	-25%	3
	2023	4	2	4	2	2	4	3	4	8	4	8	1	4	▼	46
General Civil - Level 3	2024	1	-	-	-	-	-	-	-	-	-	-	-	1	1	1
	2023	-	2	4	3	1	4	1	3	3	-	1	2	0	↔	24
Miscellaneous Civil	2024	70	-	-	-	-	-	-	-	-	-	-	-	70	11%	70
	2023	63	77	97	56	62	48	43	51	39	54	61	49	63	▲	700
Misdemeanor	2024	32	-	-	-	-	-	-	-	-	-	-	-	32	-20%	32
	2023	40	47	29	21	18	25	22	22	52	32	8	22	40	▼	338
Other	2024	1	-	-	-	-	-	-	-	-	-	-	-	1	1	1
	2023	-	2	1	-	-	-	-	1	-	-	-	1	0	↔	5
Other Criminally Related Matters	2024	12	-	-	-	-	-	-	-	-	-	-	-	12	300%	12
	2023	3	4	1	7	2	4	15	10	4	6	6	5	3	▲	67
Probates/Wills & Trusts - Level 1	2024	1	-	-	-	-	-	-	-	-	-	-	-	1	1	1
	2023	-	-	-	-	-	-	-	-	-	-	-	-	0	↔	0
Probates/Wills & Trusts - Level 2	2024	-	-	-	-	-	-	-	-	-	-	-	-	0	0	0
	2023	-	-	1	2	4	2	1	-	-	-	-	-	0	↔	10
Uncontested Divorce	2024	2	-	-	-	-	-	-	-	-	-	-	-	2	-50%	2
	2023	4	7	14	2	5	6	6	7	6	5	4	3	4	▼	69

Dashboard

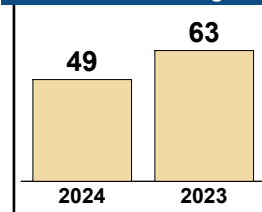
Court: Buena Vista Circuit
Start/End Date: Jan-23 / Jan-24
2023 Average Month: 46
Jan-Jan 2023: 63
Filings Trending: ▼

Circuit/Court ID: 25 225530
Type of Case: Filings
2024 Average Month: 49
Jan-Jan 2024 : 49
Overall AVG. Month: 46

Monthly Filings Summary



Jan --- Jan Filings



Filings by Division

Divisions		Jan	Feb	Mar	Apr	May	Jun	Jul	Aug	Sep	Oct	Nov	Dec	Thru Jan	% Change	Total
Total	2024	49	-	-	-	-	-	-	-	-	-	-	-	49	-22%	49
	2023	63	35	72	46	41	37	45	38	57	56	28	36	63	▼	554
Civil	2024	5	-	-	-	-	-	-	-	-	-	-	-	5	150%	5
	2023	2	-	6	7	4	4	3	5	4	2	5	3	2	▲	45
Criminal	2024	30	-	-	-	-	-	-	-	-	-	-	-	30	-30%	30
	2023	43	17	55	26	33	23	31	19	50	37	11	19	43	▼	364
Concealed Handgun Permits	2024	11	-	-	-	-	-	-	-	-	-	-	-	11	0%	11
	2023	11	12	9	6	4	5	7	7	2	10	11	11	11	↔	95
Miscellaneous/Other	2024	3	-	-	-	-	-	-	-	-	-	-	-	3	-57%	3
	2023	7	6	2	6	-	3	4	7	1	7	1	3	7	▼	47
Others	2024	-	-	-	1	-	-	-	-	-	-	-	-	0	0	0
	2023	-	-	-	-	-	2	-	-	-	-	-	-	0	↔	3

Filings by Case Category

Case Categories		Jan	Feb	Mar	Apr	May	Jun	Jul	Aug	Sep	Oct	Nov	Dec	Thru Jan	% Change	Total
Contested Divorce	2024	-	-	-	-	-	-	-	-	-	-	-	-	0	0	0
	2023	-	-	1	-	1	1	1	-	-	2	2	-	0	↔	8
Domestic and Family - Level 1	2024	1	-	-	-	-	-	-	-	-	-	-	-	1	1	1
	2023	-	-	2	-	1	1	1	2	-	-	-	1	0	↔	8
Domestic and Family - Level 2	2024	-	-	-	-	-	-	-	-	-	-	-	-	0	0	0
	2023	-	-	1	2	-	-	-	-	1	-	-	-	0	↔	4
Felonies and Related Matters	2024	19	-	-	-	-	-	-	-	-	-	-	-	19	-46%	19
	2023	35	13	46	18	22	17	23	14	32	22	6	13	35	▼	261
General Civil - Level 2	2024	1	-	-	-	-	-	-	-	-	-	-	-	1	1	1
	2023	-	2	-	-	-	-	-	1	-	2	-	2	0	↔	7
General Civil - Level 3	2024	-	-	-	-	-	-	-	-	-	-	-	-	0	-100%	0
	2023	2	-	1	-	1	-	-	-	-	-	-	-	2	▼	4
Miscellaneous Civil	2024	16	-	-	-	-	-	-	-	-	-	-	-	16	-6%	16
	2023	17	16	10	12	4	8	11	14	3	15	12	14	17	▼	136
Misdemeanor	2024	9	-	-	-	-	-	-	-	-	-	-	-	9	80%	9
	2023	5	4	9	8	9	4	7	5	17	13	2	5	5	▲	88
Other	2024	-	-	-	-	-	-	-	-	-	-	-	-	0	0	0
	2023	-	-	-	1	-	2	-	-	-	-	-	-	0	↔	3
Other Criminally Related Matters	2024	2	-	-	-	-	-	-	-	-	-	-	-	2	-33%	2
	2023	3	-	-	-	2	2	1	-	1	2	3	1	3	▼	15
Probates/Wills & Trusts - Level 2	2024	1	-	-	-	-	-	-	-	-	-	-	-	1	1	1
	2023	-	-	-	2	-	-	1	-	-	-	1	-	0	↔	4
Uncontested Divorce	2024	-	-	-	-	-	-	-	-	-	-	-	-	0	-100%	0
	2023	1	-	2	3	1	2	-	2	3	-	2	-	1	▼	16

PLN-CCMS-10.01 CASELOAD STATISTICS OF THE CIRCUIT COURTS

Staunton

January 2023 -- January 2024 Filings


Alexandria and Fairfax Circuit are not Included in State Totals

Dashboard

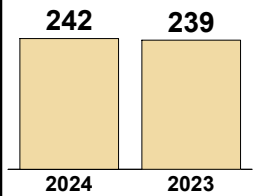
Court: Staunton Circuit
Start/End Date: Jan-23 / Jan-24
2023 Average Month: 244
Jan-Jan 2023: 239
Filings Trending: ↔

Circuit/Court ID: 25 225790
Type of Case: Filings
2024 Average Month:242
Jan-Jan 2024 : 242
Overall AVG. Month: 244

Monthly Filings Summary



Jan --- Jan Filings



Filings by Division

Divisions		Jan	Feb	Mar	Apr	May	Jun	Jul	Aug	Sep	Oct	Nov	Dec	Thru Jan	% Change	Total
Total	2024	242	-	-	-	-	-	-	-	-	-	-	-	242	1%	242
	2023	239	187	277	264	206	233	304	265	293	297	201	161	239	▲	2,927
Civil	2024	17	-	-	-	-	-	-	-	-	-	-	-	17	-6%	17
	2023	18	17	21	22	20	11	17	23	15	18	17	9	18	▼	208
Criminal	2024	151	-	-	-	-	-	-	-	-	-	-	-	151	15%	151
	2023	131	102	170	163	115	161	200	177	221	215	118	98	131	▲	1,871
Concealed Handgun Permits	2024	24	-	-	-	-	-	-	-	-	-	-	-	24	-25%	24
	2023	32	31	30	34	26	18	32	21	25	32	24	21	32	▼	326
Miscellaneous/ Other	2024	50	-	-	-	-	-	-	-	-	-	-	-	50	-12%	50
	2023	57	37	56	45	45	43	55	43	32	32	42	33	57	▼	520
Others	2024	-	-	-	-	-	-	-	-	-	-	-	-	0	-100%	0
	2023	1	-	-	-	-	-	-	1	-	-	-	-	1	▼	2

Filings by Case Category

Case Categories		Jan	Feb	Mar	Apr	May	Jun	Jul	Aug	Sep	Oct	Nov	Dec	Thru Jan	% Change	Total
Capital Murder	2024	-	-	-	-	-	-	-	-	-	-	-	-	0	0	0
	2023	-	-	-	-	-	-	-	-	-	-	-	1	0	↔	1
Contested Divorce	2024	1	-	-	-	-	-	-	-	-	-	-	-	1	0%	1
	2023	1	1	2	-	3	-	2	4	3	-	3	-	1	↔	19
Domestic and Family - Level 1	2024	2	-	-	-	-	-	-	-	-	-	-	-	2	-60%	2
	2023	5	4	7	9	4	2	-	4	3	1	2	-	5	▼	41
Domestic and Family - Level 2	2024	2	-	-	-	-	-	-	-	-	-	-	-	2	-33%	2
	2023	3	6	4	6	3	4	7	4	4	5	4	4	3	▼	54
Felonies and Related Matters	2024	100	-	-	-	-	-	-	-	-	-	-	-	100	11%	100
	2023	90	81	125	135	88	97	133	141	168	170	94	62	90	▲	1,384
General Civil - Level 1	2024	-	-	-	-	-	-	-	-	-	-	-	-	0	0	0
	2023	-	-	-	-	-	-	-	1	-	-	-	-	0	↔	1
General Civil - Level 2	2024	1	-	-	-	-	-	-	-	-	-	-	-	1	-75%	1
	2023	4	-	3	1	2	1	1	2	-	3	3	-	4	▼	20
General Civil - Level 3	2024	3	-	-	-	-	-	-	-	-	-	-	-	3	-50%	3
	2023	6	1	3	5	3	-	4	5	2	1	2	5	6	▼	37
Miscellaneous Civil	2024	35	-	-	-	-	-	-	-	-	-	-	-	35	-22%	35
	2023	45	46	46	45	41	25	45	32	36	42	35	28	45	▼	466
Misdemeanor	2024	48	-	-	-	-	-	-	-	-	-	-	-	48	109%	48
	2023	23	14	41	20	27	40	35	31	48	30	22	17	23	▲	348
Other	2024	38	-	-	-	-	-	-	-	-	-	-	-	38	-3%	38
	2023	39	22	34	30	28	35	38	30	20	20	28	22	39	▼	346
Other Criminally Related Matters	2024	7	-	-	-	-	-	-	-	-	-	-	-	7	-63%	7
	2023	19	7	4	8	-	24	32	5	5	16	2	18	19	▼	140
Probates/Wills & Trusts - Level 2	2024	3	-	-	-	-	-	-	-	-	-	-	-	3	200%	3
	2023	1	-	1	1	1	1	1	1	2	4	2	2	1	▲	17
Protective Orders	2024	-	-	-	-	-	-	-	-	-	-	-	-	0	0	0
	2023	-	-	-	1	-	1	1	-	-	-	-	1	0	↔	4
Uncontested Divorce	2024	2	-	-	-	-	-	-	-	-	-	-	-	2	-33%	2
	2023	3	5	7	3	6	3	5	5	2	5	3	2	3	▼	49

This report reflects data in the case management system. Numbers will update accordingly as reports are refreshed and posted.

PLN-CCMS-10.01 CASELOAD STATISTICS OF THE CIRCUIT COURTS

Waynesboro

January 2023 -- January 2024 Filings


Alexandria and Fairfax Circuit are not Included in State Totals

Dashboard

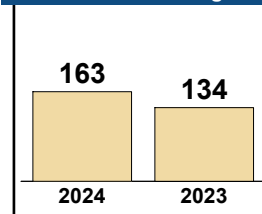
Court: Waynesboro Circuit
Start/End Date: Jan-23 / Jan-24
2023 Average Month: 149
Jan-Jan 2023: 134
Filings Trending: ▲

Circuit/Court ID: 25 225820
Type of Case: Filings
2024 Average Month: 163
Jan-Jan 2024 : 163
Overall AVG. Month: 150

Monthly Filings Summary



Jan --- Jan Filings



Filings by Division

Divisions	Jan	Feb	Mar	Apr	May	Jun	Jul	Aug	Sep	Oct	Nov	Dec	Thru Jan	% Change	Total
Total	163	-	-	-	-	-	-	-	-	-	-	-	163	22%	1,787
Civil	13	-	-	-	-	-	-	-	-	-	-	-	13	8%	208
Criminal	99	-	-	-	-	-	-	-	-	-	-	-	99	90%	844
Concealed Handgun Permits	22	-	-	-	-	-	-	-	-	-	-	-	22	-31%	22
Miscellaneous/Other	29	-	-	-	-	-	-	-	-	-	-	-	29	-24%	29
Others	-	1	-	2	-	-	-	-	-	-	-	1	0	0	4

Filings by Case Category

Case Categories	Jan	Feb	Mar	Apr	May	Jun	Jul	Aug	Sep	Oct	Nov	Dec	Thru Jan	% Change	Total
Administrative Law	-	-	1	-	-	-	-	-	-	-	-	-	0	0	1
Capital Murder	-	-	-	-	1	-	-	-	-	-	-	-	0	0	1
Contested Divorce	1	-	-	-	-	-	-	-	-	-	-	-	1	-67%	1
Domestic and Family - Level 1	1	2	4	10	2	-	3	9	2	8	5	2	1	0%	48
Domestic and Family - Level 2	-	3	1	-	2	-	4	1	1	-	-	-	0	0%	12
Felonies and Related Matters	83	49	21	60	39	98	58	39	55	50	66	36	83	113%	610
General Civil - Level 1	-	-	-	-	1	-	-	-	-	-	-	-	0	0%	1
General Civil - Level 2	4	-	4	1	3	2	-	2	3	-	4	2	4	33%	24
General Civil - Level 3	5	2	14	3	1	6	5	5	9	2	3	4	5	0%	59
Miscellaneous Civil	26	34	46	29	42	50	28	36	31	42	26	31	26	-35%	435
Misdemeanor	16	-	-	-	-	-	-	-	-	-	-	-	16	33%	16
Other	24	41	42	21	20	23	23	19	20	21	14	18	24	-17%	291
Other Criminally Related Matters	-	1	1	-	2	3	2	-	-	2	2	7	0	-100%	20
Probates/Wills & Trusts - Level 1	-	-	-	-	-	-	1	-	-	-	1	-	0	0%	2
Probates/Wills & Trusts - Level 2	-	-	3	-	-	1	1	-	-	-	-	-	0	0%	5
Uncontested Divorce	3	2	4	6	4	1	1	2	6	2	9	4	3	200%	42

This report reflects data in the case management system. Numbers will update accordingly as reports are refreshed and posted.

PLN-CCMS-10.01 CASELOAD STATISTICS OF THE CIRCUIT COURTS

Clarke

January 2023 -- January 2024 Filings

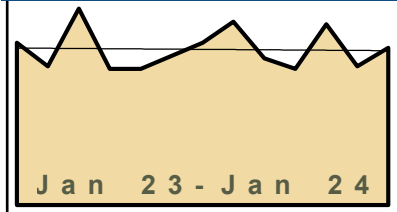
Alexandria and Fairfax Circuit are not Included in State Totals

Dashboard

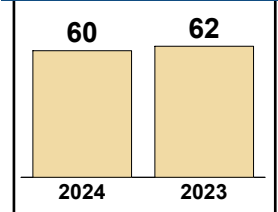
Court: Clarke Circuit
Start/End Date: Jan-23 / Jan-24
2023 Average Month: 59
Jan-Jan 2023: 62
Filings Trending: ▼

Circuit/Court ID: 26 226043
Type of Case: Filings
2024 Average Month: 60
Jan-Jan 2024 : 60
Overall AVG. Month: 59

Monthly Filings Summary



Jan --- Jan Filings



Filings by Division

Divisions		Jan	Feb	Mar	Apr	May	Jun	Jul	Aug	Sep	Oct	Nov	Dec	Thru Jan	% Change	Total
Total	2024	60	-	-	-	-	-	-	-	-	-	-	-	60	-3%	60
	2023	62	53	75	52	52	57	62	70	56	52	69	53	62	▼	713
Civil	2024	10	-	-	-	-	-	-	-	-	-	-	-	10	-17%	10
	2023	12	7	12	2	10	8	11	11	5	8	8	13	12	▼	107
Criminal	2024	11	-	-	-	-	-	-	-	-	-	-	-	11	38%	11
	2023	8	8	16	14	5	13	15	17	15	7	30	7	8	▲	155
Concealed Handgun Permits	2024	27	-	-	-	-	-	-	-	-	-	-	-	27	-27%	27
	2023	37	29	42	27	31	31	31	30	25	30	26	31	37	▼	370
Miscellaneous/ Other	2024	12	-	-	-	-	-	-	-	-	-	-	-	12	140%	12
	2023	5	9	5	9	5	5	5	12	11	7	5	2	5	▲	80
Others	2024	-	-	-	-	-	-	-	-	-	-	-	-	0	0	0
	2023	-	-	-	-	1	-	-	-	-	-	-	-	0	↔	1

Filings by Case Category

Case Categories		Jan	Feb	Mar	Apr	May	Jun	Jul	Aug	Sep	Oct	Nov	Dec	Thru Jan	% Change	Total
Administrative Law	2024	-	-	-	-	-	-	-	-	-	-	-	-	0	0	0
	2023	-	-	-	-	-	-	-	1	-	-	-	-	0	↔	1
Contested Divorce	2024	2	-	-	-	-	-	-	-	-	-	-	-	2	0%	2
	2023	2	1	-	-	-	2	1	-	1	1	1	2	2	↔	11
Domestic and Family - Level 1	2024	-	-	-	-	-	-	-	-	-	-	-	-	0	-100%	0
	2023	3	-	1	-	-	-	3	-	-	-	1	1	3	▼	9
Domestic and Family - Level 2	2024	2	-	-	-	-	-	-	-	-	-	-	-	2	2	2
	2023	-	-	-	-	-	1	1	-	-	1	1	1	0	↔	5
Felonies and Related Matters	2024	9	-	-	-	-	-	-	-	-	-	-	-	9	29%	9
	2023	7	8	14	12	4	7	9	15	14	6	8	7	7	▲	111
General Civil - Level 1	2024	1	-	-	-	-	-	-	-	-	-	-	-	1	1	1
	2023	-	-	-	-	1	-	-	-	-	-	-	-	0	↔	1
General Civil - Level 2	2024	1	-	-	-	-	-	-	-	-	-	-	-	1	1	1
	2023	-	-	3	1	3	1	2	2	-	4	3	5	0	↔	24
General Civil - Level 3	2024	-	-	-	-	-	-	-	-	-	-	-	-	0	-100%	0
	2023	1	-	4	-	4	-	-	1	3	-	-	-	1	▼	13
Miscellaneous Civil	2024	39	-	-	-	-	-	-	-	-	-	-	-	39	-7%	39
	2023	42	37	45	35	35	35	36	40	33	36	31	32	42	▼	437
Misdemeanor	2024	2	-	-	-	-	-	-	-	-	-	-	-	2	2	2
	2023	-	2	1	2	1	3	5	2	1	-	11	-	0	↔	28
Other	2024	-	-	-	-	-	-	-	-	-	-	-	-	0	0	0
	2023	-	1	1	-	1	1	-	-	1	1	-	1	0	↔	7
Other Criminally Related Matters	2024	-	-	-	-	-	-	-	-	-	-	-	-	0	-100%	0
	2023	1	-	2	-	-	3	1	-	1	2	11	-	1	▼	21
Probates/Wills & Trusts - Level 1	2024	1	-	-	-	-	-	-	-	-	-	-	-	1	1	1
	2023	-	-	-	-	-	-	-	-	-	-	-	-	0	↔	0
Probates/Wills & Trusts - Level 2	2024	1	-	-	-	-	-	-	-	-	-	-	-	1	0%	1
	2023	1	2	1	-	-	-	3	2	-	-	-	1	1	↔	10
Protective Orders	2024	-	-	-	-	-	-	-	-	-	-	-	-	0	0	0
	2023	-	-	-	-	-	-	1	-	-	-	-	-	0	↔	1
Uncontested Divorce	2024	2	-	-	-	-	-	-	-	-	-	-	-	2	-60%	2
	2023	5	2	3	2	3	4	1	6	2	1	2	3	5	▼	34


This report reflects data in the case management system. Numbers will update accordingly as reports are refreshed and posted.

Dashboard

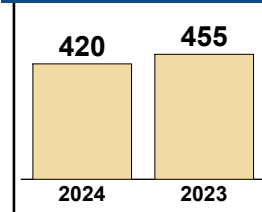
Court: Frederick Circuit
Start/End Date: Jan-23 / Jan-24
2023 Average Month: 419
Jan-Jan 2023: 455
Filings Trending: ▼

Circuit/Court ID: 26 226069
Type of Case: Filings
2024 Average Month: 420
Jan-Jan 2024 : 420
Overall AVG. Month: 419

Monthly Filings Summary



Jan --- Jan Filings




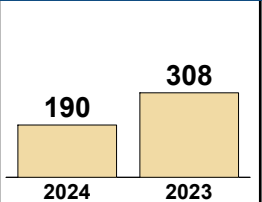
Filings by Division

Divisions		Jan	Feb	Mar	Apr	May	Jun	Jul	Aug	Sep	Oct	Nov	Dec	Thru Jan	% Change	Total
Total	2024	420	-	-	-	-	-	-	-	-	-	-	-	420	-8%	420
	2023	455	465	492	375	477	379	351	410	409	404	460	347	455	▼	5,024
Civil	2024	49	-	-	-	-	-	-	-	-	-	-	-	49	-6%	49
	2023	52	41	55	33	49	50	51	44	48	35	71	24	52	▼	553
Criminal	2024	182	-	-	-	-	-	-	-	-	-	-	-	182	44%	182
	2023	126	171	158	136	206	156	138	150	165	159	185	143	126	▲	1,893
Concealed Handgun Permits	2024	144	-	-	-	-	-	-	-	-	-	-	-	144	-35%	144
	2023	220	192	217	139	163	126	119	144	145	174	167	140	220	▼	1,946
Miscellaneous/ Other	2024	45	-	-	-	-	-	-	-	-	-	-	-	45	-17%	45
	2023	54	61	60	65	58	45	43	72	51	36	37	40	54	▼	622
Others	2024	-	-	-	-	-	-	-	-	-	-	-	-	0	-100%	0
	2023	3	-	2	2	1	2	-	-	-	-	-	-	3	▼	10

Filings by Case Category

Case Categories		Jan	Feb	Mar	Apr	May	Jun	Jul	Aug	Sep	Oct	Nov	Dec	Thru Jan	% Change	Total
Administrative Law	2024	1	-	-	-	-	-	-	-	-	-	-	-	1	1	1
	2023	-	-	-	-	-	-	-	-	1	-	-	-	0	↔	1
Capital Murder	2024	2	-	-	-	-	-	-	-	-	-	-	-	2	2	2
	2023	-	-	-	-	-	-	-	-	-	-	-	-	0	↔	0
Contested Divorce	2024	9	-	-	-	-	-	-	-	-	-	-	-	9	13%	9
	2023	8	6	8	5	6	6	5	7	7	4	9	3	8	▲	74
Domestic and Family - Level 1	2024	3	-	-	-	-	-	-	-	-	-	-	-	3	-67%	3
	2023	9	5	2	3	1	2	1	4	5	5	5	1	9	▼	43
Domestic and Family - Level 2	2024	2	-	-	-	-	-	-	-	-	-	-	-	2	0%	2
	2023	2	1	4	1	1	1	13	9	3	2	7	2	2	↔	46
Felonies and Related Matters	2024	126	-	-	-	-	-	-	-	-	-	-	-	126	34%	126
	2023	94	141	101	113	152	103	101	115	116	117	126	100	94	▲	1,379
General Civil - Level 1	2024	-	-	-	-	-	-	-	-	-	-	-	-	0	0	0
	2023	-	-	-	-	-	-	-	-	-	-	-	1	0	↔	1
General Civil - Level 2	2024	12	-	-	-	-	-	-	-	-	-	-	-	12	71%	12
	2023	7	8	10	7	12	7	5	7	6	9	13	6	7	▲	97
General Civil - Level 3	2024	7	-	-	-	-	-	-	-	-	-	-	-	7	250%	7
	2023	2	3	3	4	4	4	8	4	3	2	4	2	2	▲	43
Miscellaneous Civil	2024	171	-	-	-	-	-	-	-	-	-	-	-	171	-34%	171
	2023	258	214	248	174	203	157	145	179	182	199	190	164	258	▼	2,313
Misdemeanor	2024	47	-	-	-	-	-	-	-	-	-	-	-	47	62%	47
	2023	29	23	44	16	54	44	33	30	40	31	51	39	29	▲	434
Other	2024	17	-	-	-	-	-	-	-	-	-	-	-	17	-6%	17
	2023	18	30	30	27	21	17	10	31	12	9	13	12	18	▼	230
Other Criminally Related Matters	2024	7	-	-	-	-	-	-	-	-	-	-	-	7	75%	7
	2023	4	7	13	8	3	11	4	5	11	12	9	5	4	▲	92
Probates/Wills & Trusts - Level 1	2024	-	-	-	-	-	-	-	-	-	-	-	-	0	0	0
	2023	-	-	-	-	1	-	1	1	1	-	-	-	0	↔	4
Probates/Wills & Trusts - Level 2	2024	4	-	-	-	-	-	-	-	-	-	-	-	4	-20%	4
	2023	5	3	8	3	6	7	5	1	1	1	9	1	5	▼	50
Protective Orders	2024	-	-	-	-	-	-	-	-	-	-	-	-	0	0	0
	2023	-	-	-	-	1	-	-	2	1	2	-	1	0	↔	7
Uncontested Divorce	2024	12	-	-	-	-	-	-	-	-	-	-	-	12	-37%	12
	2023	19	24	21	14	12	20	20	15	20	11	24	10	19	▼	210

This report reflects data in the case management system. Numbers will update accordingly as reports are refreshed and posted.

Dashboard		Monthly Filings Summary		Jan --- Jan Filings	
<p>Court: Page Circuit Start/End Date: Jan-23 / Jan-24 2023 Average Month: 236 Jan-Jan 2023: 308 Filings Trending: ▼</p>	<p>Circuit/Court ID: 26 226139 Type of Case: Filings 2024 Average Month: 190 Jan-Jan 2024 : 190 Overall AVG. Month: 232</p>	 <p style="font-weight: bold; font-size: 1.2em;">Jan 23 - Jan 24</p>	 <p style="font-weight: bold; font-size: 1.2em;">190 308</p> <p style="font-weight: bold;">2024 2023</p>		

Filings by Division																
Divisions		Jan	Feb	Mar	Apr	May	Jun	Jul	Aug	Sep	Oct	Nov	Dec	Thru Jan	% Change	Total
Total	2024	190	-	-	-	-	-	-	-	-	-	-	-	190	-38%	190
	2023	308	374	207	198	175	255	231	212	215	220	184	251	308	▼	2,830
Civil	2024	16	-	-	-	-	-	-	-	-	-	-	-	16	14%	16
	2023	14	17	20	14	13	11	22	35	30	22	20	14	14	▲	232
Criminal	2024	124	-	-	-	-	-	-	-	-	-	-	-	124	-38%	124
	2023	200	270	102	127	109	191	162	121	143	125	114	184	200	▼	1,848
Concealed Handgun Permits	2024	38	-	-	-	-	-	-	-	-	-	-	-	38	-52%	38
	2023	79	78	64	44	41	43	30	39	31	56	36	39	79	▼	580
Miscellaneous/ Other	2024	12	-	-	-	-	-	-	-	-	-	-	-	12	-20%	12
	2023	15	9	21	13	12	10	17	17	11	17	14	14	15	▼	170

Filings by Case Category																
Case Categories		Jan	Feb	Mar	Apr	May	Jun	Jul	Aug	Sep	Oct	Nov	Dec	Thru Jan	% Change	Total
Administrative Law	2024	-	-	-	-	-	-	-	-	-	-	-	-	0	0	0
	2023	-	-	-	-	-	-	-	-	-	-	-	-	1	0	↔
Contested Divorce	2024	3	-	-	-	-	-	-	-	-	-	-	-	3	50%	3
	2023	2	2	4	3	2	2	5	3	3	4	2	-	2	▲	32
Domestic and Family - Level 1	2024	1	-	-	-	-	-	-	-	-	-	-	-	1	-50%	1
	2023	2	2	3	-	-	2	8	4	5	1	1	1	2	▼	29
Domestic and Family - Level 2	2024	3	-	-	-	-	-	-	-	-	-	-	-	3	3	3
	2023	-	1	2	-	1	2	2	9	2	8	9	4	0	↔	40
Felonies and Related Matters	2024	92	-	-	-	-	-	-	-	-	-	-	-	92	-19%	92
	2023	113	212	53	57	78	95	117	81	85	82	78	112	113	▼	1,163
General Civil - Level 1	2024	-	-	-	-	-	-	-	-	-	-	-	-	0	0	0
	2023	-	1	-	-	1	-	-	-	-	-	-	-	0	↔	2
General Civil - Level 2	2024	4	-	-	-	-	-	-	-	-	-	-	-	4	0%	4
	2023	4	3	1	3	3	4	-	2	4	2	3	2	4	↔	31
General Civil - Level 3	2024	3	-	-	-	-	-	-	-	-	-	-	-	3	50%	3
	2023	2	3	-	1	1	-	3	9	10	-	1	8	2	▲	38
Miscellaneous Civil	2024	47	-	-	-	-	-	-	-	-	-	-	-	47	-48%	47
	2023	91	86	84	56	50	50	47	50	41	73	49	50	91	▼	727
Misdemeanor	2024	33	-	-	-	-	-	-	-	-	-	-	-	33	-62%	33
	2023	87	51	36	49	25	92	36	36	44	38	29	72	87	▼	595
Other	2024	-	-	-	-	-	-	-	-	-	-	-	-	0	0	0
	2023	-	-	-	-	-	-	-	-	1	1	-	-	0	↔	2
Other Criminally Related Matters	2024	-	-	-	-	-	-	-	-	-	-	-	-	0	0	0
	2023	-	8	13	21	6	4	9	7	14	5	9	-	0	↔	96
Probates/Wills & Trusts - Level 2	2024	-	-	-	-	-	-	-	-	-	-	-	-	0	0	0
	2023	-	-	1	1	-	2	1	-	1	1	-	-	0	↔	7
Protective Orders	2024	-	-	-	-	-	-	-	-	-	-	-	-	0	0	0
	2023	-	-	-	-	1	-	-	-	-	-	-	-	0	↔	1
Uncontested Divorce	2024	4	-	-	-	-	-	-	-	-	-	-	-	4	-43%	4
	2023	7	5	10	7	7	2	3	11	5	5	3	1	7	▼	66

PLN-CCMS-10.01 CASELOAD STATISTICS OF THE CIRCUIT COURTS

Rockingham

January 2023 -- January 2024 Filings

Alexandria and Fairfax Circuit are not Included in State Totals

Dashboard		Monthly Filings Summary		Jan --- Jan Filings	
Court: Rockingham Circuit	Circuit/Court ID: 26 226165			<div style="display: flex; justify-content: space-around;"> <div style="text-align: center;"> <p>746</p> <p>2024</p> </div> <div style="text-align: center;"> <p>757</p> <p>2023</p> </div> </div>	
Start/End Date: Jan-23 / Jan-24	Type of Case: Filings				
2023 Average Month: 716	2024 Average Month: 746				
Jan-Jan 2023: 757	Jan-Jan 2024 : 746				
Filings Trending: ↔	Overall AVG. Month: 718				

Filings by Division																
Divisions		Jan	Feb	Mar	Apr	May	Jun	Jul	Aug	Sep	Oct	Nov	Dec	Thru Jan	% Change	Total
Total	2024	746	-	-	-	-	-	-	-	-	-	-	-	746	-1%	746
	2023	757	700	885	657	690	723	606	749	633	775	590	823	757	▼	8,588
Civil	2024	78	-	-	-	-	-	-	-	-	-	-	-	78	44%	78
	2023	54	73	107	66	66	66	61	62	68	56	43	69	54	▲	791
Criminal	2024	297	-	-	-	-	-	-	-	-	-	-	-	297	8%	297
	2023	274	239	292	234	282	363	228	303	298	373	254	244	274	▲	3,384
Concealed Handgun Permits	2024	202	-	-	-	-	-	-	-	-	-	-	-	202	-14%	202
	2023	236	219	268	188	183	143	170	173	131	176	156	147	236	▼	2,190
Miscellaneous/ Other	2024	169	-	-	-	-	-	-	-	-	-	-	-	169	-12%	169
	2023	192	169	218	169	158	151	147	211	136	170	137	363	192	▼	2,221
Others	2024	-	-	-	-	-	-	-	-	-	-	-	-	0	-100%	0
	2023	1	-	-	-	1	-	-	-	-	-	-	-	1	▼	2

Filings by Case Category																
Case Categories		Jan	Feb	Mar	Apr	May	Jun	Jul	Aug	Sep	Oct	Nov	Dec	Thru Jan	% Change	Total
Administrative Law	2024	1	-	-	-	-	-	-	-	-	-	-	-	1	1	1
	2023	-	-	1	-	1	1	1	-	2	-	-	-	0	↔	6
Capital Murder	2024	2	-	-	-	-	-	-	-	-	-	-	-	2	2	2
	2023	-	-	-	-	-	-	-	-	1	4	-	-	0	↔	5
Contested Divorce	2024	6	-	-	-	-	-	-	-	-	-	-	-	6	-40%	6
	2023	10	14	7	11	12	8	6	7	14	9	10	9	10	▼	117
Domestic and Family - Level 1	2024	27	-	-	-	-	-	-	-	-	-	-	-	27	238%	27
	2023	8	6	41	12	-	7	10	4	5	4	1	9	8	▲	107
Domestic and Family - Level 2	2024	1	-	-	-	-	-	-	-	-	-	-	-	1	-75%	1
	2023	4	1	4	5	11	7	2	5	3	2	4	11	4	▼	59
Felonies and Related Matters	2024	223	-	-	-	-	-	-	-	-	-	-	-	223	8%	223
	2023	207	166	242	177	217	273	171	226	224	292	184	178	207	▲	2,557
General Civil - Level 1	2024	2	-	-	-	-	-	-	-	-	-	-	-	2	2	2
	2023	-	-	2	-	4	1	-	-	-	-	-	1	0	↔	8
General Civil - Level 2	2024	10	-	-	-	-	-	-	-	-	-	-	-	10	11%	10
	2023	9	18	14	15	13	19	7	7	8	14	7	13	9	▲	144
General Civil - Level 3	2024	8	-	-	-	-	-	-	-	-	-	-	-	8	33%	8
	2023	6	5	9	10	3	7	10	12	3	7	10	13	6	▲	95
Miscellaneous Civil	2024	246	-	-	-	-	-	-	-	-	-	-	-	246	-14%	246
	2023	285	266	353	237	232	189	220	239	173	240	198	186	285	▼	2,818
Misdemeanor	2024	65	-	-	-	-	-	-	-	-	-	-	-	65	10%	65
	2023	59	66	44	50	53	80	54	68	58	69	50	56	59	▲	707
Other	2024	119	-	-	-	-	-	-	-	-	-	-	-	119	-14%	119
	2023	139	116	127	111	101	95	96	142	95	100	88	319	139	▼	1,529
Other Criminally Related Matters	2024	8	-	-	-	-	-	-	-	-	-	-	-	8	0%	8
	2023	8	7	6	7	12	10	3	9	15	8	20	13	8	↔	118
Probates/Wills & Trusts - Level 1	2024	1	-	-	-	-	-	-	-	-	-	-	-	1	1	1
	2023	-	-	-	-	-	-	-	-	-	-	-	-	0	↔	0
Probates/Wills & Trusts - Level 2	2024	4	-	-	-	-	-	-	-	-	-	-	-	4	-20%	4
	2023	5	5	2	5	4	1	-	2	6	4	2	-	5	▼	36
Protective Orders	2024	-	-	-	-	-	-	-	-	-	-	-	-	0	0	0
	2023	-	4	6	-	1	1	3	3	-	2	-	2	0	↔	22
Uncontested Divorce	2024	23	-	-	-	-	-	-	-	-	-	-	-	23	35%	23
	2023	17	26	27	17	26	24	23	25	26	20	16	13	17	▲	260

This report reflects data in the case management system. Numbers will update accordingly as reports are refreshed and posted.

PLN-CCMS-10.01 CASELOAD STATISTICS OF THE CIRCUIT COURTS

Shenandoah

January 2023 -- January 2024 Filings


Alexandria and Fairfax Circuit are not Included in State Totals

Dashboard

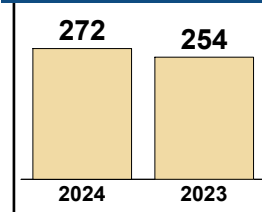
Court: Shenandoah Circuit
Start/End Date: Jan-23 / Jan-24
2023 Average Month: 315
Jan-Jan 2023: 254
Filings Trending: ▲

Circuit/Court ID: 26 226171
Type of Case: Filings
2024 Average Month: 272
Jan-Jan 2024 : 272
Overall AVG. Month: 311

Monthly Filings Summary



Jan --- Jan Filings



Filings by Division

Divisions	Jan	Feb	Mar	Apr	May	Jun	Jul	Aug	Sep	Oct	Nov	Dec	Thru Jan	% Change	Total
Total	272	-	-	-	-	-	-	-	-	-	-	-	272	7%	272
2023	254	249	317	294	308	414	338	370	271	310	271	379	254	▲	3,775
Civil	20	-	-	-	-	-	-	-	-	-	-	-	20	-29%	20
2023	28	15	24	16	33	16	34	23	21	32	35	16	28	▼	293
Criminal	51	-	-	-	-	-	-	-	-	-	-	-	51	4%	51
2023	49	79	77	96	137	231	149	88	96	112	120	101	49	▲	1,335
Concealed Handgun Permits	102	-	-	-	-	-	-	-	-	-	-	-	102	-24%	102
2023	135	114	161	108	99	118	79	80	77	114	69	78	135	▼	1,232
Miscellaneous/Other	94	-	-	-	-	-	-	-	-	-	-	-	94	124%	94
2023	42	41	55	74	39	49	70	175	75	50	47	178	42	▲	895
Others	5	-	-	-	-	-	-	-	-	-	-	-	5	5	5
2023	-	-	-	-	-	-	6	4	2	2	-	6	0	↔	20

Filings by Case Category

Case Categories	Jan	Feb	Mar	Apr	May	Jun	Jul	Aug	Sep	Oct	Nov	Dec	Thru Jan	% Change	Total
Administrative Law	0	-	-	-	-	-	-	-	-	-	-	-	0	0	0
2023	-	-	-	-	-	-	-	-	-	-	1	-	0	↔	1
Contested Divorce	3	-	-	-	-	-	-	-	-	-	-	-	3	200%	3
2023	1	6	4	4	2	3	2	5	1	4	3	3	1	▲	38
Domestic and Family - Level 1	3	-	-	-	-	-	-	-	-	-	-	-	3	-57%	3
2023	7	2	4	1	9	3	14	8	2	1	7	4	7	▼	62
Domestic and Family - Level 2	0	-	-	-	-	-	-	-	-	-	-	-	0	0	0
2023	-	2	-	1	4	-	6	3	1	-	1	-	0	↔	18
Felonies and Related Matters	29	-	-	-	-	-	-	-	-	-	-	-	29	-28%	29
2023	40	65	61	60	115	108	99	70	83	86	96	38	40	▼	921
General Civil - Level 1	1	-	-	-	-	-	-	-	-	-	-	-	1	1	1
2023	-	-	-	-	-	-	-	-	-	1	1	-	0	↔	2
General Civil - Level 2	6	-	-	-	-	-	-	-	-	-	-	-	6	50%	6
2023	4	1	5	3	6	7	5	4	4	11	10	4	4	▲	64
General Civil - Level 3	2	-	-	-	-	-	-	-	-	-	-	-	2	2	2
2023	-	1	2	1	1	2	2	2	1	1	1	4	0	↔	18
Miscellaneous Civil	124	-	-	-	-	-	-	-	-	-	-	-	124	-16%	124
2023	148	139	188	127	112	134	102	102	95	131	89	100	148	▼	1,467
Misdemeanor	22	-	-	-	-	-	-	-	-	-	-	-	22	175%	22
2023	8	13	10	23	28	120	45	17	13	21	21	59	8	▲	378
Other	77	-	-	-	-	-	-	-	-	-	-	-	77	175%	77
2023	28	16	26	56	24	31	49	152	59	37	26	161	28	▲	665
Other Criminally Related Matters	0	-	-	-	-	-	-	-	-	-	-	-	0	-100%	0
2023	1	1	6	14	1	3	5	2	-	5	3	4	1	▼	45
Probates/Wills & Trusts - Level 1	0	-	-	-	-	-	-	-	-	-	-	-	0	0	0
2023	-	-	1	-	1	-	-	-	2	-	1	-	0	↔	5
Probates/Wills & Trusts - Level 2	1	-	-	-	-	-	-	-	-	-	-	-	1	-50%	1
2023	2	-	2	-	-	-	1	2	1	1	-	-	2	▼	9
Protective Orders	0	-	-	-	-	-	-	-	-	-	-	-	0	0	0
2023	-	-	-	-	-	-	-	-	-	-	1	-	0	↔	1
Uncontested Divorce	4	-	-	-	-	-	-	-	-	-	-	-	4	-73%	4
2023	15	3	8	4	5	3	8	3	9	11	10	2	15	▼	81

This report reflects data in the case management system. Numbers will update accordingly as reports are refreshed and posted.

PLN-CCMS-10.01 CASELOAD STATISTICS OF THE CIRCUIT COURTS

Warren

January 2023 -- January 2024 Filings


Alexandria and Fairfax Circuit are not Included in State Totals

Dashboard

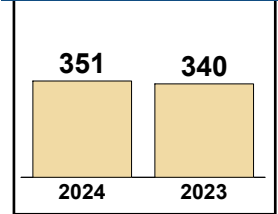
Court: Warren Circuit
Start/End Date: Jan-23 / Jan-24
2023 Average Month: 322
Jan-Jan 2023: 340
Filings Trending: ▲

Circuit/Court ID: 26 226187
Type of Case: Filings
2024 Average Month: 351
Jan-Jan 2024 : 351
Overall AVG. Month: 325

Monthly Filings Summary



Jan --- Jan Filings



Filings by Division

Divisions		Jan	Feb	Mar	Apr	May	Jun	Jul	Aug	Sep	Oct	Nov	Dec	Thru Jan	% Change	Total
Total	2024	351	-	-	-	-	-	-	-	-	-	-	-	351	3%	351
	2023	340	324	426	302	305	267	337	312	256	306	323	370	340	▲	3,868
Civil	2024	28	-	-	-	-	-	-	-	-	-	-	-	28	40%	28
	2023	20	27	16	55	33	28	34	37	26	24	35	33	20	▲	368
Criminal	2024	162	-	-	-	-	-	-	-	-	-	-	-	162	14%	162
	2023	142	159	163	108	139	111	154	145	91	116	132	134	142	▲	1,594
Concealed Handgun Permits	2024	85	-	-	-	-	-	-	-	-	-	-	-	85	-31%	85
	2023	123	84	109	82	64	65	83	62	69	78	80	54	123	▼	953
Miscellaneous/Other	2024	73	-	-	-	-	-	-	-	-	-	-	-	73	33%	73
	2023	55	54	138	57	69	63	65	66	70	87	76	149	55	▲	949
Others	2024	3	-	-	-	-	-	-	-	-	-	-	-	3	3	3
	2023	-	-	-	-	-	-	1	2	-	1	-	-	0	↔	4

Filings by Case Category

Case Categories		Jan	Feb	Mar	Apr	May	Jun	Jul	Aug	Sep	Oct	Nov	Dec	Thru Jan	% Change	Total
Administrative Law	2024	1	-	-	-	-	-	-	-	-	-	-	-	1	0%	1
	2023	1	-	1	-	-	-	-	-	-	-	-	-	1	↔	2
Contested Divorce	2024	1	-	-	-	-	-	-	-	-	-	-	-	1	1	1
	2023	-	2	1	4	6	5	1	2	2	1	3	3	0	↔	30
Domestic and Family - Level 1	2024	2	-	-	-	-	-	-	-	-	-	-	-	2	-33%	2
	2023	3	3	-	17	6	3	14	7	3	11	20	3	3	▼	90
Domestic and Family - Level 2	2024	2	-	-	-	-	-	-	-	-	-	-	-	2	2	2
	2023	-	1	3	13	1	2	4	-	1	1	-	3	0	↔	29
Felonies and Related Matters	2024	124	-	-	-	-	-	-	-	-	-	-	-	124	25%	124
	2023	99	107	119	88	92	78	131	97	69	78	101	102	99	▲	1,161
General Civil - Level 1	2024	1	-	-	-	-	-	-	-	-	-	-	-	1	1	1
	2023	-	1	-	-	-	-	-	1	-	-	-	1	0	↔	3
General Civil - Level 2	2024	6	-	-	-	-	-	-	-	-	-	-	-	6	100%	6
	2023	3	4	1	2	8	7	2	6	8	3	6	9	3	▲	59
General Civil - Level 3	2024	4	-	-	-	-	-	-	-	-	-	-	-	4	100%	4
	2023	2	3	1	4	1	-	-	2	-	1	2	8	2	▲	24
Miscellaneous Civil	2024	108	-	-	-	-	-	-	-	-	-	-	-	108	-24%	108
	2023	143	107	140	105	82	88	102	89	98	104	98	69	143	▼	1,225
Misdemeanor	2024	30	-	-	-	-	-	-	-	-	-	-	-	30	-9%	30
	2023	33	40	39	17	33	15	23	33	20	31	25	29	33	▼	338
Other	2024	56	-	-	-	-	-	-	-	-	-	-	-	56	70%	56
	2023	33	32	106	31	49	44	46	41	43	61	56	134	33	▲	676
Other Criminally Related Matters	2024	8	-	-	-	-	-	-	-	-	-	-	-	8	-20%	8
	2023	10	12	5	3	14	18	1	15	3	7	7	3	10	▼	98
Probates/Wills & Trusts - Level 2	2024	3	-	-	-	-	-	-	-	-	-	-	-	3	-40%	3
	2023	5	2	2	2	3	1	1	2	1	2	1	1	5	▼	23
Uncontested Divorce	2024	5	-	-	-	-	-	-	-	-	-	-	-	5	-38%	5
	2023	8	10	8	16	10	6	12	17	8	6	4	5	8	▼	110

This report reflects data in the case management system. Numbers will update accordingly as reports are refreshed and posted.

PLN-CCMS-10.01 CASELOAD STATISTICS OF THE CIRCUIT COURTS

Winchester

January 2023 -- January 2024 Filings


Alexandria and Fairfax Circuit are not Included in State Totals

Dashboard

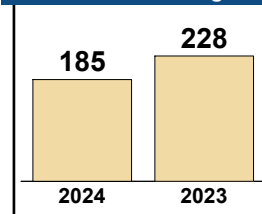
Court: Winchester Circuit
Start/End Date: Jan-23 / Jan-24
2023 Average Month: 188
Jan-Jan 2023: 228
Filings Trending: ▼

Circuit/Court ID: 26 226840
Type of Case: Filings
2024 Average Month: 185
Jan-Jan 2024 : 185
Overall AVG. Month: 188

Monthly Filings Summary



Jan --- Jan Filings



Filings by Division

Divisions		Jan	Feb	Mar	Apr	May	Jun	Jul	Aug	Sep	Oct	Nov	Dec	Thru Jan	% Change	Total
Total	2024	185	-	-	-	-	-	-	-	-	-	-	-	185	-19%	185
	2023	228	156	192	161	203	180	152	222	222	166	227	145	228	▼	2,254
Civil	2024	12	-	-	-	-	-	-	-	-	-	-	-	12	-68%	12
	2023	38	24	17	18	21	27	16	34	30	21	20	19	38	▼	285
Criminal	2024	105	-	-	-	-	-	-	-	-	-	-	-	105	-15%	105
	2023	123	80	116	90	119	94	95	130	147	95	148	81	123	▼	1,318
Concealed Handgun Permits	2024	26	-	-	-	-	-	-	-	-	-	-	-	26	-38%	26
	2023	42	23	25	27	18	18	13	18	17	22	22	12	42	▼	257
Miscellaneous/Other	2024	42	-	-	-	-	-	-	-	-	-	-	-	42	75%	42
	2023	24	29	32	26	44	40	26	38	28	27	36	32	24	▲	382
Others	2024	-	-	-	-	-	-	-	-	-	-	-	-	0	-100%	0
	2023	1	-	2	-	1	1	2	2	-	1	1	1	1	▼	12

Filings by Case Category

Case Categories		Jan	Feb	Mar	Apr	May	Jun	Jul	Aug	Sep	Oct	Nov	Dec	Thru Jan	% Change	Total
Contested Divorce	2024	2	-	-	-	-	-	-	-	-	-	-	-	2	-33%	2
	2023	3	1	3	4	3	2	1	3	2	2	4	2	3	▼	30
Domestic and Family - Level 1	2024	1	-	-	-	-	-	-	-	-	-	-	-	1	-94%	1
	2023	17	9	3	-	3	9	-	5	12	8	1	1	17	▼	68
Domestic and Family - Level 2	2024	-	-	-	-	-	-	-	-	-	-	-	-	0	-100%	0
	2023	4	4	1	4	1	2	1	5	1	2	1	-	4	▼	26
Felonies and Related Matters	2024	77	-	-	-	-	-	-	-	-	-	-	-	77	-17%	77
	2023	93	61	93	64	98	80	77	103	115	78	114	73	93	▼	1,049
General Civil - Level 1	2024	-	-	-	-	-	-	-	-	-	-	-	-	0	-100%	0
	2023	2	-	3	-	1	-	-	1	1	1	2	-	2	▼	11
General Civil - Level 2	2024	4	-	-	-	-	-	-	-	-	-	-	-	4	100%	4
	2023	2	7	2	3	4	6	3	6	4	1	2	8	2	▲	48
General Civil - Level 3	2024	1	-	-	-	-	-	-	-	-	-	-	-	1	-67%	1
	2023	3	-	1	2	1	1	-	1	3	-	2	4	3	▼	18
Miscellaneous Civil	2024	40	-	-	-	-	-	-	-	-	-	-	-	40	-23%	40
	2023	52	33	35	40	30	33	24	32	28	30	35	23	52	▼	395
Misdemeanor	2024	22	-	-	-	-	-	-	-	-	-	-	-	22	-19%	22
	2023	27	13	21	22	18	14	14	20	29	17	29	5	27	▼	229
Other	2024	26	-	-	-	-	-	-	-	-	-	-	-	26	86%	26
	2023	14	17	24	13	33	27	17	26	18	20	25	20	14	▲	254
Other Criminally Related Matters	2024	6	-	-	-	-	-	-	-	-	-	-	-	6	100%	6
	2023	3	6	2	4	3	-	4	7	3	1	5	3	3	▲	41
Probates/Wills & Trusts - Level 2	2024	2	-	-	-	-	-	-	-	-	-	-	-	2	-50%	2
	2023	4	5	2	2	-	-	3	1	1	3	1	2	4	▼	24
Protective Orders	2024	1	-	-	-	-	-	-	-	-	-	-	-	1	1	1
	2023	-	-	-	-	-	1	-	-	-	-	2	-	0	↔	3
Uncontested Divorce	2024	3	-	-	-	-	-	-	-	-	-	-	-	3	-25%	3
	2023	4	-	2	3	8	5	8	12	5	3	4	4	4	▼	58

Dashboard		Monthly Filings Summary		Jan --- Jan Filings	
Court: Bland Circuit	Circuit/Court ID: 27 227021				
Start/End Date: Jan-23 / Jan-24	Type of Case: Filings				
2023 Average Month: 40	2024 Average Month: 37				
Jan-Jan 2023: 36	Jan-Jan 2024 : 37				
Filings Trending: ▲	Overall AVG. Month: 40				

Filings by Division																
Divisions		Jan	Feb	Mar	Apr	May	Jun	Jul	Aug	Sep	Oct	Nov	Dec	Thru Jan	% Change	Total
Total	2024	37	-	-	-	-	-	-	-	-	-	-	-	37	3%	37
	2023	36	57	76	25	40	36	21	34	35	36	57	29	36	▲	482
Civil	2024	7	-	-	-	-	-	-	-	-	-	-	-	7	75%	7
	2023	4	2	5	1	-	6	4	3	5	4	8	2	4	▲	44
Criminal	2024	10	-	-	-	-	-	-	-	-	-	-	-	10	25%	10
	2023	8	10	18	-	6	4	5	14	9	8	19	13	8	▲	114
Concealed Handgun Permits	2024	15	-	-	-	-	-	-	-	-	-	-	-	15	-32%	15
	2023	22	36	47	23	27	20	9	16	19	23	24	14	22	▼	280
Miscellaneous/ Other	2024	5	-	-	-	-	-	-	-	-	-	-	-	5	150%	5
	2023	2	9	6	1	7	6	3	1	2	1	6	-	2	▲	44

Filings by Case Category																
Case Categories		Jan	Feb	Mar	Apr	May	Jun	Jul	Aug	Sep	Oct	Nov	Dec	Thru Jan	% Change	Total
Capital Murder	2024	-	-	-	-	-	-	-	-	-	-	-	-	0	0	0
	2023	-	-	-	-	-	-	-	-	-	-	-	1	0	↔	1
Contested Divorce	2024	-	-	-	-	-	-	-	-	-	-	-	-	0	0	0
	2023	-	-	-	-	-	3	2	-	1	-	-	-	0	↔	6
Domestic and Family - Level 1	2024	-	-	-	-	-	-	-	-	-	-	-	-	0	0	0
	2023	-	-	4	-	-	-	2	-	-	-	-	-	0	↔	6
Domestic and Family - Level 2	2024	1	-	-	-	-	-	-	-	-	-	-	-	1	-50%	1
	2023	2	-	-	-	-	1	-	1	-	2	-	-	2	▼	6
Felonies and Related Matters	2024	10	-	-	-	-	-	-	-	-	-	-	-	10	25%	10
	2023	8	5	18	-	5	4	5	12	7	6	14	11	8	▲	95
General Civil - Level 2	2024	2	-	-	-	-	-	-	-	-	-	-	-	2	2	2
	2023	-	5	1	-	1	2	-	1	-	1	1	1	0	↔	13
General Civil - Level 3	2024	2	-	-	-	-	-	-	-	-	-	-	-	2	0%	2
	2023	2	-	-	-	-	-	-	1	-	1	1	-	2	↔	5
Miscellaneous Civil	2024	20	-	-	-	-	-	-	-	-	-	-	-	20	-17%	20
	2023	24	41	52	24	33	25	11	17	21	24	30	14	24	▼	316
Misdemeanor	2024	-	-	-	-	-	-	-	-	-	-	-	-	0	0	0
	2023	-	5	-	-	-	-	-	1	2	1	4	1	0	↔	14
Other Criminally Related Matters	2024	-	-	-	-	-	-	-	-	-	-	-	-	0	0	0
	2023	-	-	-	-	1	-	-	1	-	1	-	1	0	↔	4
Probates/Wills & Trusts - Level 2	2024	-	-	-	-	-	-	-	-	-	-	-	-	0	0	0
	2023	-	-	-	1	-	-	1	-	-	-	1	-	0	↔	3
Uncontested Divorce	2024	2	-	-	-	-	-	-	-	-	-	-	-	2	2	2
	2023	-	1	1	-	-	1	-	-	4	-	5	1	0	↔	13

PLN-CCMS-10.01 CASELOAD STATISTICS OF THE CIRCUIT COURTS

Carroll

January 2023 -- January 2024 Filings

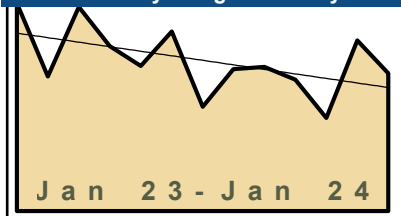
Alexandria and Fairfax Circuit are not Included in State Totals

Dashboard

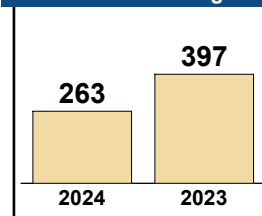
Court: Carroll Circuit
Start/End Date: Jan-23 / Jan-24
2023 Average Month: 290
Jan-Jan 2023: 397
Filings Trending: ▼

Circuit/Court ID: 27 227035
Type of Case: Filings
2024 Average Month: 263
Jan-Jan 2024 : 263
Overall AVG. Month: 288

Monthly Filings Summary



Jan --- Jan Filings



Filings by Division

Divisions		Jan	Feb	Mar	Apr	May	Jun	Jul	Aug	Sep	Oct	Nov	Dec	Thru Jan	% Change	Total
Total	2024	263	-	-	-	-	-	-	-	-	-	-	-	263	-34%	263
	2023	397	257	390	315	277	343	199	271	275	251	178	326	397	▼	3,479
Civil	2024	18	-	-	-	-	-	-	-	-	-	-	-	18	-44%	18
	2023	32	18	30	37	28	26	28	17	21	33	19	18	32	▼	307
Criminal	2024	79	-	-	-	-	-	-	-	-	-	-	-	79	-52%	79
	2023	165	91	125	122	108	170	53	113	164	88	46	161	165	▼	1,406
Concealed Handgun Permits	2024	106	-	-	-	-	-	-	-	-	-	-	-	106	-29%	106
	2023	150	103	180	121	103	97	81	91	53	87	77	85	150	▼	1,228
Miscellaneous/ Other	2024	60	-	-	-	-	-	-	-	-	-	-	-	60	20%	60
	2023	50	45	55	35	38	48	37	50	37	43	36	61	50	▲	535
Others	2024	-	-	-	-	-	-	-	-	-	-	-	-	0	0	0
	2023	-	-	-	-	-	2	-	-	-	-	-	-	1	0	3

Filings by Case Category

Case Categories		Jan	Feb	Mar	Apr	May	Jun	Jul	Aug	Sep	Oct	Nov	Dec	Thru Jan	% Change	Total
Administrative Law	2024	-	-	-	-	-	-	-	-	-	-	-	-	0	0	0
	2023	-	-	-	-	-	-	-	-	1	-	-	-	0	↔	1
Capital Murder	2024	-	-	-	-	-	-	-	-	-	-	-	-	0	0	0
	2023	-	-	1	-	-	-	-	-	-	-	-	-	0	↔	1
Contested Divorce	2024	1	-	-	-	-	-	-	-	-	-	-	-	1	-75%	1
	2023	4	1	6	3	2	5	3	1	3	4	1	4	4	▼	37
Domestic and Family - Level 1	2024	-	-	-	-	-	-	-	-	-	-	-	-	0	-100%	0
	2023	12	4	7	2	1	1	1	2	3	8	6	4	12	▼	51
Domestic and Family - Level 2	2024	1	-	-	-	-	-	-	-	-	-	-	-	1	-50%	1
	2023	2	-	-	8	1	7	-	1	-	6	1	2	2	▼	28
Felonies and Related Matters	2024	68	-	-	-	-	-	-	-	-	-	-	-	68	-52%	68
	2023	142	74	108	87	79	137	28	98	149	70	36	140	142	▼	1,148
General Civil - Level 1	2024	1	-	-	-	-	-	-	-	-	-	-	-	1	0%	1
	2023	1	-	-	-	1	-	2	1	-	1	1	-	1	↔	7
General Civil - Level 2	2024	3	-	-	-	-	-	-	-	-	-	-	-	3	50%	3
	2023	2	3	4	6	10	2	8	6	1	6	2	2	2	▲	52
General Civil - Level 3	2024	3	-	-	-	-	-	-	-	-	-	-	-	3	50%	3
	2023	2	-	1	4	3	3	2	1	2	1	1	2	2	▲	22
Miscellaneous Civil	2024	114	-	-	-	-	-	-	-	-	-	-	-	114	-33%	114
	2023	171	113	205	137	109	115	95	104	66	101	93	94	171	▼	1,403
Misdemeanor	2024	4	-	-	-	-	-	-	-	-	-	-	-	4	-60%	4
	2023	10	12	13	11	16	16	7	12	3	14	6	4	10	▼	124
Other	2024	52	-	-	-	-	-	-	-	-	-	-	-	52	86%	52
	2023	28	34	28	20	33	31	22	35	24	30	21	53	28	▲	359
Other Criminally Related Matters	2024	7	-	-	-	-	-	-	-	-	-	-	-	7	-46%	7
	2023	13	6	6	24	13	18	18	3	12	4	5	17	13	▼	139
Probates/Wills & Trusts - Level 1	2024	1	-	-	-	-	-	-	-	-	-	-	-	1	0%	1
	2023	1	2	-	-	-	-	-	-	1	-	-	-	1	↔	4
Probates/Wills & Trusts - Level 2	2024	1	-	-	-	-	-	-	-	-	-	-	-	1	0%	1
	2023	1	2	3	-	2	2	3	1	4	1	1	-	1	↔	20
Uncontested Divorce	2024	7	-	-	-	-	-	-	-	-	-	-	-	7	-13%	7
	2023	8	6	8	13	7	6	10	6	6	5	4	4	8	▼	83

This report reflects data in the case management system. Numbers will update accordingly as reports are refreshed and posted.

PLN-CCMS-10.01 CASELOAD STATISTICS OF THE CIRCUIT COURTS

Floyd

January 2023 -- January 2024 Filings


Alexandria and Fairfax Circuit are not Included in State Totals

Dashboard

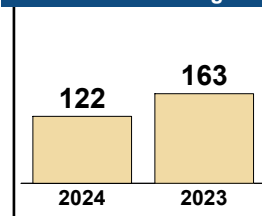
Court: Floyd Circuit
Start/End Date: Jan-23 / Jan-24
2023 Average Month: 94
Jan-Jan 2023: 163
Filings Trending: ▼

Circuit/Court ID: 27 227063
Type of Case: Filings
2024 Average Month: 122
Jan-Jan 2024 : 122
Overall AVG. Month: 96

Monthly Filings Summary



Jan --- Jan Filings



Filings by Division

Divisions		Jan	Feb	Mar	Apr	May	Jun	Jul	Aug	Sep	Oct	Nov	Dec	Thru Jan	% Change	Total
Total	2024	122	-	-	-	-	-	-	-	-	-	-	-	122	-25%	122
	2023	163	100	117	100	86	90	116	62	59	106	67	60	163	▼	1,126
Civil	2024	12	-	-	-	-	-	-	-	-	-	-	-	12	9%	12
	2023	11	11	10	17	11	15	13	12	4	5	12	10	11	▲	131
Criminal	2024	70	-	-	-	-	-	-	-	-	-	-	-	70	-18%	70
	2023	85	22	33	43	29	28	66	10	26	54	22	14	85	▼	432
Concealed Handgun Permits	2024	29	-	-	-	-	-	-	-	-	-	-	-	29	-48%	29
	2023	56	50	61	27	39	40	27	33	21	36	24	27	56	▼	441
Miscellaneous/ Other	2024	11	-	-	-	-	-	-	-	-	-	-	-	11	0%	11
	2023	11	17	13	13	7	7	10	7	8	11	9	9	11	↔	122

Filings by Case Category

Case Categories		Jan	Feb	Mar	Apr	May	Jun	Jul	Aug	Sep	Oct	Nov	Dec	Thru Jan	% Change	Total
Contested Divorce	2024	2	-	-	-	-	-	-	-	-	-	-	-	2	100%	2
	2023	1	2	2	1	2	1	3	1	2	-	3	3	1	▲	21
Domestic and Family - Level 1	2024	6	-	-	-	-	-	-	-	-	-	-	-	6	6	6
	2023	-	2	6	9	2	5	-	4	-	1	6	3	0	↔	38
Domestic and Family - Level 2	2024	-	-	-	-	-	-	-	-	-	-	-	-	0	0	0
	2023	-	-	1	2	3	-	2	-	-	-	-	-	0	↔	8
Felonies and Related Matters	2024	59	-	-	-	-	-	-	-	-	-	-	-	59	-3%	59
	2023	61	13	26	33	11	16	53	6	18	31	11	9	61	▼	288
General Civil - Level 2	2024	1	-	-	-	-	-	-	-	-	-	-	-	1	-50%	1
	2023	2	4	2	1	2	2	4	2	-	1	1	1	2	▼	22
General Civil - Level 3	2024	-	-	-	-	-	-	-	-	-	-	-	-	0	-100%	0
	2023	2	-	-	4	1	7	1	-	-	-	1	1	2	▼	17
Miscellaneous Civil	2024	39	-	-	-	-	-	-	-	-	-	-	-	39	-42%	39
	2023	67	64	72	37	44	46	36	40	29	47	29	35	67	▼	546
Misdemeanor	2024	10	-	-	-	-	-	-	-	-	-	-	-	10	-57%	10
	2023	23	7	5	10	18	12	13	4	5	22	10	4	23	▼	133
Other	2024	1	-	-	-	-	-	-	-	-	-	-	-	1	1	1
	2023	-	-	-	1	-	-	-	1	-	-	-	-	0	↔	2
Other Criminally Related Matters	2024	1	-	-	-	-	-	-	-	-	-	-	-	1	0%	1
	2023	1	2	2	-	-	-	-	-	3	1	1	1	1	↔	11
Probates/Wills & Trusts - Level 1	2024	-	-	-	-	-	-	-	-	-	-	-	-	0	0	0
	2023	-	1	-	-	-	-	-	-	-	-	-	-	0	↔	1
Probates/Wills & Trusts - Level 2	2024	1	-	-	-	-	-	-	-	-	-	-	-	1	-50%	1
	2023	2	-	-	1	-	-	1	1	-	1	2	2	2	▼	10
Protective Orders	2024	-	-	-	-	-	-	-	-	-	-	-	-	0	-100%	0
	2023	1	1	-	-	-	-	-	-	-	-	-	-	1	▼	2
Uncontested Divorce	2024	2	-	-	-	-	-	-	-	-	-	-	-	2	-33%	2
	2023	3	4	1	1	3	1	3	3	2	2	3	1	3	▼	27

PLN-CCMS-10.01 CASELOAD STATISTICS OF THE CIRCUIT COURTS

Giles

January 2023 -- January 2024 Filings


Alexandria and Fairfax Circuit are not Included in State Totals

Dashboard

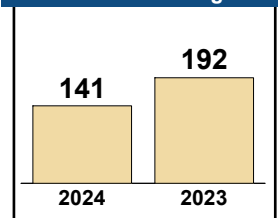
Court: Giles Circuit
Start/End Date: Jan-23 / Jan-24
2023 Average Month: 151
Jan-Jan 2023: 192
Filings Trending: ▼

Circuit/Court ID: 27 227071
Type of Case: Filings
2024 Average Month: 141
Jan-Jan 2024 : 141
Overall AVG. Month: 150

Monthly Filings Summary



Jan --- Jan Filings



Filings by Division

Divisions	Jan	Feb	Mar	Apr	May	Jun	Jul	Aug	Sep	Oct	Nov	Dec	Thru Jan	% Change	Total
Total	141	-	-	-	-	-	-	-	-	-	-	-	141	-27%	141
2023	192	108	155	175	114	129	171	143	131	174	167	147	192	▼	1,806
Civil	19	-	-	-	-	-	-	-	-	-	-	-	19	217%	19
2023	6	12	16	15	25	13	18	22	31	21	12	8	6	▲	199
Criminal	48	-	-	-	-	-	-	-	-	-	-	-	48	-46%	48
2023	89	9	33	78	29	51	71	45	44	76	98	19	89	▼	642
Concealed Handgun Permits	30	-	-	-	-	-	-	-	-	-	-	-	30	-60%	30
2023	75	51	75	60	36	36	48	39	30	39	35	31	75	▼	555
Miscellaneous/Other	43	-	-	-	-	-	-	-	-	-	-	-	43	95%	43
2023	22	35	30	22	24	28	34	36	26	36	22	89	22	▲	404
Others	1	-	-	-	-	-	-	-	-	-	-	-	1	1	1
2023	-	1	1	-	-	1	-	1	-	2	-	-	0	↔	6

Filings by Case Category

Case Categories	Jan	Feb	Mar	Apr	May	Jun	Jul	Aug	Sep	Oct	Nov	Dec	Thru Jan	% Change	Total
Administrative Law	0	-	-	-	-	-	-	-	-	-	-	-	0	0	0
2023	-	-	-	-	-	-	-	1	-	-	-	-	0	↔	1
Contested Divorce	3	-	-	-	-	-	-	-	-	-	-	-	3	50%	3
2023	2	4	2	3	4	-	-	-	1	1	1	1	2	▲	19
Domestic and Family - Level 1	9	-	-	-	-	-	-	-	-	-	-	-	9	800%	9
2023	1	-	4	1	14	6	12	12	26	7	5	1	1	▲	89
Domestic and Family - Level 2	2	-	-	-	-	-	-	-	-	-	-	-	2	2	2
2023	-	-	1	-	-	2	1	2	1	1	-	1	0	↔	9
Felonies and Related Matters	39	-	-	-	-	-	-	-	-	-	-	-	39	-20%	39
2023	49	5	16	53	18	34	49	26	23	51	72	9	49	▼	405
General Civil - Level 1	-	-	-	-	-	-	-	-	-	-	-	-	0	0	0
2023	-	-	-	-	-	-	-	-	1	1	2	-	0	↔	4
General Civil - Level 2	1	-	-	-	-	-	-	-	-	-	-	-	1	1	1
2023	-	4	2	4	1	-	1	1	2	2	1	-	0	↔	18
General Civil - Level 3	-	-	-	-	-	-	-	-	-	-	-	-	0	-100%	0
2023	1	2	1	1	2	2	1	2	1	2	-	2	1	▼	17
Miscellaneous Civil	37	-	-	-	-	-	-	-	-	-	-	-	37	-53%	37
2023	78	64	86	66	40	40	59	50	40	51	40	38	78	▼	652
Misdemeanor	9	-	-	-	-	-	-	-	-	-	-	-	9	-76%	9
2023	38	3	17	22	10	17	21	16	19	25	22	8	38	▼	218
Other	36	-	-	-	-	-	-	-	-	-	-	-	36	89%	36
2023	19	20	20	16	19	23	21	25	14	27	16	82	19	▲	302
Other Criminally Related Matters	-	-	-	-	-	-	-	-	-	-	-	-	0	-100%	0
2023	2	1	-	3	1	-	1	3	2	1	4	2	2	▼	20
Probates/Wills & Trusts - Level 2	1	-	-	-	-	-	-	-	-	-	-	-	1	-50%	1
2023	2	1	2	1	-	1	1	2	-	4	2	-	2	▼	16
Protective Orders	-	-	-	-	-	-	-	-	-	-	-	-	0	0	0
2023	-	-	-	-	1	-	-	-	-	-	-	-	0	↔	1
Uncontested Divorce	4	-	-	-	-	-	-	-	-	-	-	-	4	4	4
2023	-	4	4	5	4	4	4	3	1	1	2	3	0	↔	35

This report reflects data in the case management system. Numbers will update accordingly as reports are refreshed and posted.

PLN-CCMS-10.01 CASELOAD STATISTICS OF THE CIRCUIT COURTS

Grayson

January 2023 -- January 2024 Filings

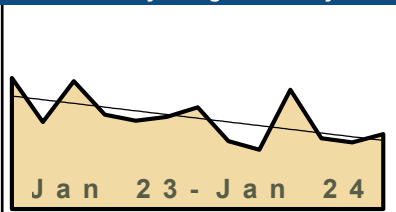
Alexandria and Fairfax Circuit are not Included in State Totals

Dashboard

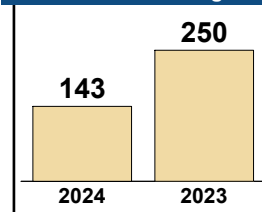
Court: Grayson Circuit
Start/End Date: Jan-23 / Jan-24
2023 Average Month: 176
Jan-Jan 2023: 250
Filings Trending: ▼

Circuit/Court ID: 27 227077
Type of Case: Filings
2024 Average Month: 143
Jan-Jan 2024 : 143
Overall AVG. Month: 173

Monthly Filings Summary



Jan --- Jan Filings



Filings by Division

Divisions		Jan	Feb	Mar	Apr	May	Jun	Jul	Aug	Sep	Oct	Nov	Dec	Thru Jan	% Change	Total
Total	2024	143	-	-	-	-	-	-	-	-	-	-	-	143	-43%	143
	2023	250	166	244	180	169	176	194	130	113	228	135	127	250	▼	2,112
Civil	2024	19	-	-	-	-	-	-	-	-	-	-	-	19	58%	19
	2023	12	17	35	24	24	34	19	17	26	31	19	17	12	▲	275
Criminal	2024	60	-	-	-	-	-	-	-	-	-	-	-	60	-52%	60
	2023	126	50	75	80	62	71	118	50	33	123	51	52	126	▼	891
Concealed Handgun Permits	2024	51	-	-	-	-	-	-	-	-	-	-	-	51	-36%	51
	2023	80	76	95	53	57	49	29	31	38	53	52	33	80	▼	646
Miscellaneous/ Other	2024	13	-	-	-	-	-	-	-	-	-	-	-	13	-59%	13
	2023	32	23	39	23	26	22	28	32	16	20	13	25	32	▼	299
Others	2024	-	-	-	-	-	-	-	-	-	-	-	-	0	0	0
	2023	-	-	-	-	-	-	-	-	-	1	-	-	0	↔	1

Filings by Case Category

Case Categories		Jan	Feb	Mar	Apr	May	Jun	Jul	Aug	Sep	Oct	Nov	Dec	Thru Jan	% Change	Total
Administrative Law	2024	-	-	-	-	-	-	-	-	-	-	-	-	0	0	0
	2023	-	-	-	-	-	-	-	1	-	-	-	-	0	↔	1
Capital Murder	2024	-	-	-	-	-	-	-	-	-	-	-	-	0	0	0
	2023	-	-	-	-	-	-	1	-	-	-	-	-	0	↔	1
Contested Divorce	2024	5	-	-	-	-	-	-	-	-	-	-	-	5	400%	5
	2023	1	1	2	1	1	3	2	-	2	2	1	1	1	▲	17
Domestic and Family - Level 1	2024	2	-	-	-	-	-	-	-	-	-	-	-	2	-67%	2
	2023	6	2	19	4	4	5	5	1	2	4	6	2	6	▼	60
Domestic and Family - Level 2	2024	4	-	-	-	-	-	-	-	-	-	-	-	4	4	4
	2023	-	2	1	1	3	2	-	-	9	-	-	-	0	↔	18
Felonies and Related Matters	2024	48	-	-	-	-	-	-	-	-	-	-	-	48	-51%	48
	2023	98	38	65	69	40	51	94	31	19	89	35	36	98	▼	665
General Civil - Level 1	2024	-	-	-	-	-	-	-	-	-	-	-	-	0	-100%	0
	2023	1	-	-	-	-	-	-	-	-	-	-	-	1	▼	1
General Civil - Level 2	2024	-	-	-	-	-	-	-	-	-	-	-	-	0	-100%	0
	2023	1	1	-	4	1	1	-	4	5	1	4	1	1	▼	23
General Civil - Level 3	2024	4	-	-	-	-	-	-	-	-	-	-	-	4	100%	4
	2023	2	2	4	4	10	17	2	2	3	15	4	6	2	▲	71
Miscellaneous Civil	2024	54	-	-	-	-	-	-	-	-	-	-	-	54	-36%	54
	2023	84	79	102	61	66	59	40	40	43	56	56	39	84	▼	725
Misdemeanor	2024	10	-	-	-	-	-	-	-	-	-	-	-	10	-57%	10
	2023	23	10	9	11	19	19	23	21	10	34	12	13	23	▼	204
Other	2024	11	-	-	-	-	-	-	-	-	-	-	-	11	-58%	11
	2023	26	19	34	16	18	14	21	24	12	17	11	20	26	▼	232
Other Criminally Related Matters	2024	2	-	-	-	-	-	-	-	-	-	-	-	2	-60%	2
	2023	5	3	1	1	3	2	2	-	4	2	4	3	5	▼	30
Probates/Wills & Trusts - Level 2	2024	1	-	-	-	-	-	-	-	-	-	-	-	1	0%	1
	2023	1	2	5	3	1	1	2	1	-	-	2	1	1	↔	19
Protective Orders	2024	-	-	-	-	-	-	-	-	-	-	-	-	0	0	0
	2023	-	-	-	-	-	-	-	-	-	-	-	1	0	↔	1
Uncontested Divorce	2024	2	-	-	-	-	-	-	-	-	-	-	-	2	0%	2
	2023	2	7	2	5	3	2	2	5	4	8	-	4	2	↔	44

This report reflects data in the case management system. Numbers will update accordingly as reports are refreshed and posted.

PLN-CCMS-10.01 CASELOAD STATISTICS OF THE CIRCUIT COURTS

Montgomery

January 2023 -- January 2024 Filings

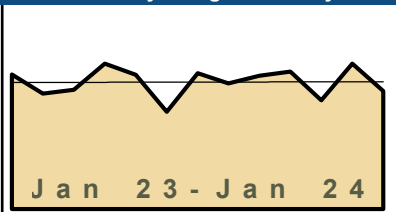
Alexandria and Fairfax Circuit are not Included in State Totals

Dashboard

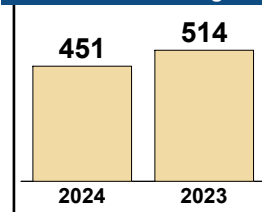
Court: Montgomery Circuit
Start/End Date: Jan-23 / Jan-24
2023 Average Month: 488
Jan-Jan 2023: 514
Filings Trending: ▼

Circuit/Court ID: 27 227121
Type of Case: Filings
2024 Average Month: 451
Jan-Jan 2024 : 451
Overall AVG. Month: 485

Monthly Filings Summary



Jan --- Jan Filings



Filings by Division

Divisions		Jan	Feb	Mar	Apr	May	Jun	Jul	Aug	Sep	Oct	Nov	Dec	Thru Jan	% Change	Total
Total	2024	451	-	-	-	-	-	-	-	-	-	-	-	451	-12%	451
	2023	514	441	455	555	513	371	519	480	509	525	415	555	514	▼	5,852
Civil	2024	35	-	-	-	-	-	-	-	-	-	-	-	35	-22%	35
	2023	45	37	57	38	55	50	32	55	47	60	36	43	45	▼	555
Criminal	2024	242	-	-	-	-	-	-	-	-	-	-	-	242	-8%	242
	2023	263	169	207	340	256	167	328	235	323	290	170	188	263	▼	2,936
Concealed Handgun Permits	2024	84	-	-	-	-	-	-	-	-	-	-	-	84	-29%	84
	2023	118	130	119	104	110	80	78	93	62	105	111	88	118	▼	1,198
Miscellaneous/ Other	2024	89	-	-	-	-	-	-	-	-	-	-	-	89	1%	89
	2023	88	105	72	73	91	74	81	96	77	69	98	236	88	▲	1,160
Others	2024	1	-	-	-	-	-	-	-	-	-	-	-	1	1	1
	2023	-	-	-	-	1	-	-	1	-	1	-	-	0	↔	3

Filings by Case Category

Case Categories		Jan	Feb	Mar	Apr	May	Jun	Jul	Aug	Sep	Oct	Nov	Dec	Thru Jan	% Change	Total
Administrative Law	2024	-	-	-	-	-	-	-	-	-	-	-	-	0	-100%	0
	2023	1	-	2	-	-	-	-	-	-	-	-	-	1	▼	3
Contested Divorce	2024	7	-	-	-	-	-	-	-	-	-	-	-	7	17%	7
	2023	6	3	8	9	7	8	2	9	5	6	6	8	6	▲	77
Domestic and Family - Level 1	2024	7	-	-	-	-	-	-	-	-	-	-	-	7	600%	7
	2023	1	-	6	3	8	7	2	19	6	7	2	9	1	▲	70
Domestic and Family - Level 2	2024	3	-	-	-	-	-	-	-	-	-	-	-	3	200%	3
	2023	1	-	4	3	4	1	2	1	3	-	3	2	1	▲	24
Felonies and Related Matters	2024	135	-	-	-	-	-	-	-	-	-	-	-	135	-32%	135
	2023	198	123	139	238	147	105	225	145	200	208	91	109	198	▼	1,928
General Civil - Level 1	2024	-	-	-	-	-	-	-	-	-	-	-	-	0	0	0
	2023	-	-	1	2	-	3	3	-	1	1	1	-	0	↔	12
General Civil - Level 2	2024	5	-	-	-	-	-	-	-	-	-	-	-	5	25%	5
	2023	4	9	8	3	12	11	7	6	13	16	5	7	4	▲	101
General Civil - Level 3	2024	2	-	-	-	-	-	-	-	-	-	-	-	2	-89%	2
	2023	19	8	6	3	4	7	7	7	2	6	5	9	19	▼	83
Miscellaneous Civil	2024	116	-	-	-	-	-	-	-	-	-	-	-	116	-20%	116
	2023	145	157	150	132	140	112	112	125	81	134	148	124	145	▼	1,560
Misdemeanor	2024	97	-	-	-	-	-	-	-	-	-	-	-	97	73%	97
	2023	56	41	60	92	102	58	89	83	118	67	64	69	56	▲	899
Other	2024	56	-	-	-	-	-	-	-	-	-	-	-	56	-7%	56
	2023	60	79	39	41	57	37	44	61	56	37	57	195	60	▼	763
Other Criminally Related Matters	2024	10	-	-	-	-	-	-	-	-	-	-	-	10	11%	10
	2023	9	5	8	10	7	4	14	7	5	15	15	10	9	▲	109
Probates/Wills & Trusts - Level 1	2024	-	-	-	-	-	-	-	-	-	-	-	-	0	0	0
	2023	-	-	1	-	-	1	-	-	-	-	-	-	0	↔	2
Probates/Wills & Trusts - Level 2	2024	1	-	-	-	-	-	-	-	-	-	-	-	1	0%	1
	2023	1	3	4	2	2	1	-	1	1	4	1	-	1	↔	20
Uncontested Divorce	2024	12	-	-	-	-	-	-	-	-	-	-	-	12	-8%	12
	2023	13	13	19	17	23	16	12	16	18	24	17	13	13	▼	201

This report reflects data in the case management system. Numbers will update accordingly as reports are refreshed and posted.

PLN-CCMS-10.01 CASELOAD STATISTICS OF THE CIRCUIT COURTS

January 2023 -- January 2024 Filings

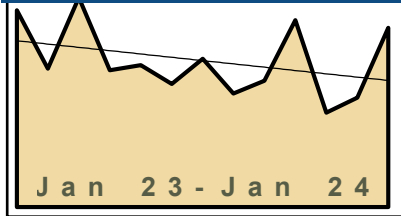
Alexandria and Fairfax Circuit are not Included in State Totals

Dashboard

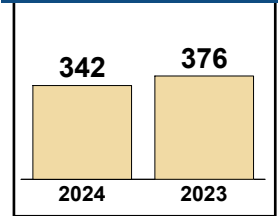
Court: Pulaski Circuit
Start/End Date: Jan-23 / Jan-24
2023 Average Month: 275
Jan-Jan 2023: 376
Filings Trending: ▼

Circuit/Court ID: 27 227155
Type of Case: Filings
2024 Average Month:342
Jan-Jan 2024 : 342
Overall AVG. Month: 280

Monthly Filings Summary



Jan --- Jan Filings



Filings by Division

Divisions		Jan	Feb	Mar	Apr	May	Jun	Jul	Aug	Sep	Oct	Nov	Dec	Thru Jan	% Change	Total
Total	2024	342	-	-	-	-	-	-	-	-	-	-	-	342	-9%	342
	2023	376	264	400	261	271	235	283	217	241	357	180	209	376	▼	3,294
Civil	2024	32	-	-	-	-	-	-	-	-	-	-	-	32	52%	32
	2023	21	31	36	24	24	34	17	27	28	52	17	23	21	▲	334
Criminal	2024	181	-	-	-	-	-	-	-	-	-	-	-	181	-19%	181
	2023	224	113	242	142	151	115	203	108	133	195	90	111	224	▼	1,827
Concealed Handgun Permits	2024	81	-	-	-	-	-	-	-	-	-	-	-	81	-27%	81
	2023	111	107	109	80	82	65	59	64	67	91	60	70	111	▼	965
Miscellaneous/ Other	2024	48	-	-	-	-	-	-	-	-	-	-	-	48	140%	48
	2023	20	13	13	15	14	21	4	18	13	19	13	5	20	▲	168

Filings by Case Category

Case Categories		Jan	Feb	Mar	Apr	May	Jun	Jul	Aug	Sep	Oct	Nov	Dec	Thru Jan	% Change	Total
Administrative Law	2024	-	-	-	-	-	-	-	-	-	-	-	-	0	0	0
	2023	-	-	-	-	-	-	-	-	1	-	-	-	0	↔	1
Capital Murder	2024	-	-	-	-	-	-	-	-	-	-	-	-	0	0	0
	2023	-	-	-	1	-	-	-	-	-	2	-	-	0	↔	3
Contested Divorce	2024	6	-	-	-	-	-	-	-	-	-	-	-	6	20%	6
	2023	5	3	3	3	2	2	2	5	5	3	2	2	5	▲	37
Domestic and Family - Level 1	2024	4	-	-	-	-	-	-	-	-	-	-	-	4	0%	4
	2023	4	9	5	10	3	5	3	7	4	28	2	9	4	↔	89
Domestic and Family - Level 2	2024	1	-	-	-	-	-	-	-	-	-	-	-	1	1	1
	2023	-	1	-	2	-	2	-	-	2	-	-	-	0	↔	7
Felonies and Related Matters	2024	111	-	-	-	-	-	-	-	-	-	-	-	111	-28%	111
	2023	154	62	169	98	96	72	165	64	88	151	53	60	154	▼	1,232
General Civil - Level 1	2024	-	-	-	-	-	-	-	-	-	-	-	-	0	0	0
	2023	-	-	-	1	2	-	-	-	-	-	-	1	0	↔	4
General Civil - Level 2	2024	5	-	-	-	-	-	-	-	-	-	-	-	5	67%	5
	2023	3	4	2	6	5	4	1	3	1	4	5	3	3	▲	41
General Civil - Level 3	2024	3	-	-	-	-	-	-	-	-	-	-	-	3	50%	3
	2023	2	3	4	1	3	6	3	4	8	3	3	2	2	▲	42
Miscellaneous Civil	2024	86	-	-	-	-	-	-	-	-	-	-	-	86	-34%	86
	2023	130	118	125	92	97	88	64	83	77	109	71	75	130	▼	1,129
Misdemeanor	2024	62	-	-	-	-	-	-	-	-	-	-	-	62	13%	62
	2023	55	46	61	36	44	39	35	36	41	36	27	45	55	▲	501
Other	2024	42	-	-	-	-	-	-	-	-	-	-	-	42	42	42
	2023	-	-	2	-	1	1	-	-	-	2	-	-	0	↔	6
Other Criminally Related Matters	2024	8	-	-	-	-	-	-	-	-	-	-	-	8	-47%	8
	2023	15	6	12	7	11	5	3	8	4	6	10	6	15	▼	93
Probates/Wills & Trusts - Level 1	2024	-	-	-	-	-	-	-	-	-	-	-	-	0	0	0
	2023	-	-	2	-	-	-	-	-	-	1	-	-	0	↔	3
Probates/Wills & Trusts - Level 2	2024	2	-	-	-	-	-	-	-	-	-	-	-	2	2	2
	2023	-	2	3	1	-	1	1	1	1	1	3	1	0	↔	15
Protective Orders	2024	1	-	-	-	-	-	-	-	-	-	-	-	1	-75%	1
	2023	4	3	4	-	2	3	-	1	3	3	1	2	4	▼	26
Uncontested Divorce	2024	11	-	-	-	-	-	-	-	-	-	-	-	11	175%	11
	2023	4	7	8	3	5	7	6	5	6	8	3	3	4	▲	65

This report reflects data in the case management system. Numbers will update accordingly as reports are refreshed and posted.

PLN-CCMS-10.01 CASELOAD STATISTICS OF THE CIRCUIT COURTS

January 2023 -- January 2024 Filings

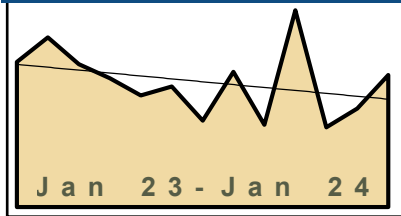
Alexandria and Fairfax Circuit are not Included in State Totals

Dashboard

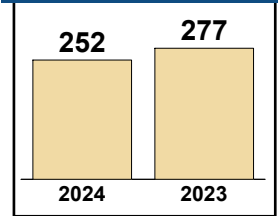
Court: Wythe Circuit
Start/End Date: Jan-23 / Jan-24
2023 Average Month: 238
Jan-Jan 2023: 277
Filings Trending: ▼

Circuit/Court ID: 27 227197
Type of Case: Filings
2024 Average Month:252
Jan-Jan 2024 : 252
Overall AVG. Month: 239

Monthly Filings Summary



Jan --- Jan Filings



Filings by Division

Divisions	Jan	Feb	Mar	Apr	May	Jun	Jul	Aug	Sep	Oct	Nov	Dec	Thru Jan	% Change	Total	
Total	2024	252	-	-	-	-	-	-	-	-	-	-	252	-9%	252	
	2023	277	324	273	246	213	230	165	258	157	376	152	188	277	▼	2,859
Civil	2024	23	-	-	-	-	-	-	-	-	-	-	23	-21%	23	
	2023	29	25	20	31	32	38	24	70	16	32	19	24	29	▼	360
Criminal	2024	138	-	-	-	-	-	-	-	-	-	-	138	10%	138	
	2023	125	120	96	86	88	99	55	104	53	250	65	75	125	▲	1,216
Concealed Handgun Permits	2024	79	-	-	-	-	-	-	-	-	-	-	79	-27%	79	
	2023	108	151	140	113	78	73	64	66	70	75	54	70	108	▼	1,062
Miscellaneous/Other	2024	11	-	-	-	-	-	-	-	-	-	-	11	-27%	11	
	2023	15	28	17	16	15	20	22	18	18	19	14	19	15	▼	221
Others	2024	1	-	-	-	-	-	-	-	-	-	-	1	1	1	
	2023	-	-	-	-	-	-	-	-	-	-	-	0	↔	0	

Filings by Case Category

Case Categories	Jan	Feb	Mar	Apr	May	Jun	Jul	Aug	Sep	Oct	Nov	Dec	Thru Jan	% Change	Total	
Administrative Law	2024	-	-	-	-	-	-	-	-	-	-	-	0	0	0	
	2023	-	-	-	-	-	1	-	-	-	-	-	0	↔	1	
Contested Divorce	2024	-	-	-	-	-	-	-	-	-	-	-	0	-100%	0	
	2023	3	5	3	3	6	5	2	9	-	5	4	4	3	▼	49
Domestic and Family - Level 1	2024	8	-	-	-	-	-	-	-	-	-	-	8	-27%	8	
	2023	11	4	5	6	2	3	-	38	2	7	3	8	11	▼	89
Domestic and Family - Level 2	2024	-	-	-	-	-	-	-	-	-	-	-	0	0	0	
	2023	-	-	1	1	1	-	1	1	-	-	3	0	↔	8	
Felonies and Related Matters	2024	107	-	-	-	-	-	-	-	-	-	-	107	8%	107	
	2023	99	93	72	60	67	72	33	77	37	213	46	53	99	▲	922
General Civil - Level 1	2024	-	-	-	-	-	-	-	-	-	-	-	0	-100%	0	
	2023	1	-	-	-	-	1	-	-	-	-	-	1	▼	2	
General Civil - Level 2	2024	2	-	-	-	-	-	-	-	-	-	-	2	0%	2	
	2023	2	2	-	4	3	7	4	8	3	6	4	7	2	↔	50
General Civil - Level 3	2024	2	-	-	-	-	-	-	-	-	-	-	2	-67%	2	
	2023	6	8	2	4	8	7	5	6	4	6	6	6	6	▼	68
Miscellaneous Civil	2024	93	-	-	-	-	-	-	-	-	-	-	93	-25%	93	
	2023	124	181	160	130	97	95	84	79	88	95	64	83	124	▼	1,280
Misdemeanor	2024	28	-	-	-	-	-	-	-	-	-	-	28	12%	28	
	2023	25	24	17	28	19	21	19	21	15	36	19	21	25	▲	265
Other	2024	2	-	-	-	-	-	-	-	-	-	-	2	2	2	
	2023	-	2	-	-	-	-	-	1	1	-	1	0	↔	5	
Other Criminally Related Matters	2024	3	-	-	-	-	-	-	-	-	-	-	3	200%	3	
	2023	1	3	8	4	2	6	4	6	1	2	-	1	1	▲	38
Probates/Wills & Trusts - Level 1	2024	-	-	-	-	-	-	-	-	-	-	-	0	-100%	0	
	2023	1	-	-	-	-	-	-	-	-	-	1	1	▼	2	
Probates/Wills & Trusts - Level 2	2024	2	-	-	-	-	-	-	-	-	-	-	2	2	2	
	2023	-	2	3	2	2	2	1	2	1	1	1	0	↔	19	
Uncontested Divorce	2024	5	-	-	-	-	-	-	-	-	-	-	5	25%	5	
	2023	4	-	2	4	6	10	11	11	4	5	1	3	4	▲	61


This report reflects data in the case management system. Numbers will update accordingly as reports are refreshed and posted.

Dashboard

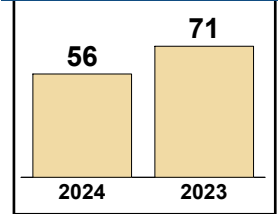
Court: Radford Circuit
Start/End Date: Jan-23 / Jan-24
2023 Average Month: 96
Jan-Jan 2023: 71
Filings Trending: ▼

Circuit/Court ID: 27 227750
Type of Case: Filings
2024 Average Month: 56
Jan-Jan 2024 : 56
Overall AVG. Month: 93

Monthly Filings Summary



Jan --- Jan Filings



Filings by Division

Divisions	Jan	Feb	Mar	Apr	May	Jun	Jul	Aug	Sep	Oct	Nov	Dec	Thru Jan	% Change	Total
Total	56	-	-	-	-	-	-	-	-	-	-	-	56	-21%	56
2023	71	74	217	50	74	160	53	84	164	56	52	99	71	▼	1,154
Civil	5	-	-	-	-	-	-	-	-	-	-	-	5	-17%	5
2023	6	16	46	4	16	19	5	7	4	8	10	2	6	▼	143
Criminal	19	-	-	-	-	-	-	-	-	-	-	-	19	-41%	19
2023	32	30	144	20	20	119	25	34	140	22	17	69	32	▼	672
Concealed Handgun Permits	25	-	-	-	-	-	-	-	-	-	-	-	25	-11%	25
2023	28	17	15	22	29	16	13	27	12	15	19	21	28	▼	234
Miscellaneous/Other	7	-	-	-	-	-	-	-	-	-	-	-	7	40%	7
2023	5	11	12	4	9	6	9	15	8	11	6	7	5	▲	103
Others	-	-	-	-	-	-	-	-	-	-	-	-	0	0	0
2023	-	-	-	-	-	-	1	1	-	-	-	-	0	↔	2

Filings by Case Category

Case Categories	Jan	Feb	Mar	Apr	May	Jun	Jul	Aug	Sep	Oct	Nov	Dec	Thru Jan	% Change	Total
Contested Divorce	1	-	-	-	-	-	-	-	-	-	-	-	1	1	1
2023	-	1	-	-	1	4	-	-	1	-	-	1	0	↔	8
Domestic and Family - Level 1	1	-	-	-	-	-	-	-	-	-	-	-	1	1	1
2023	-	10	1	-	2	4	2	4	1	3	3	-	0	↔	30
Domestic and Family - Level 2	-	-	-	-	-	-	-	-	-	-	-	-	0	0	0
2023	-	2	3	-	-	2	1	-	-	1	-	-	0	↔	9
Felonies and Related Matters	12	-	-	-	-	-	-	-	-	-	-	-	12	-29%	12
2023	17	16	119	10	14	92	14	19	108	8	12	57	17	▼	486
General Civil - Level 1	-	-	-	-	-	-	-	-	-	-	-	-	0	0	0
2023	-	-	-	-	-	1	-	-	-	-	-	-	0	↔	1
General Civil - Level 2	1	-	-	-	-	-	-	-	-	-	-	-	1	-67%	1
2023	3	1	1	1	2	3	1	1	-	2	3	2	3	▼	20
General Civil - Level 3	1	-	-	-	-	-	-	-	-	-	-	-	1	1	1
2023	-	-	1	-	6	1	-	1	-	1	2	-	0	↔	12
Miscellaneous Civil	31	-	-	-	-	-	-	-	-	-	-	-	31	-6%	31
2023	33	28	24	26	37	20	22	41	20	25	24	26	33	▼	326
Misdemeanor	5	-	-	-	-	-	-	-	-	-	-	-	5	-58%	5
2023	12	13	65	8	4	24	10	11	31	13	4	12	12	▼	207
Other	-	-	-	-	-	-	-	-	-	-	-	-	0	0	0
2023	-	-	-	-	1	1	1	1	-	-	-	-	0	↔	4
Other Criminally Related Matters	2	-	-	-	-	-	-	-	-	-	-	-	2	-33%	2
2023	3	1	-	2	3	4	1	4	2	1	1	-	3	▼	22
Probates/Wills & Trusts - Level 1	-	-	-	-	-	-	-	-	-	-	-	-	0	-100%	0
2023	1	-	-	-	-	-	-	-	-	-	-	-	1	▼	1
Protective Orders	-	-	-	-	-	-	-	-	-	-	-	-	0	0	0
2023	-	-	-	-	1	-	-	1	-	-	-	-	0	↔	2
Uncontested Divorce	2	-	-	-	-	-	-	-	-	-	-	-	2	0%	2
2023	2	2	3	3	3	4	1	1	1	2	3	1	2	↔	26

PLN-CCMS-10.01 CASELOAD STATISTICS OF THE CIRCUIT COURTS

Smyth

January 2023 -- January 2024 Filings


Alexandria and Fairfax Circuit are not Included in State Totals

Dashboard

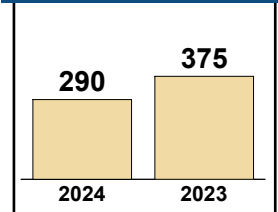
Court: Smyth Circuit
Start/End Date: Jan-23 / Jan-24
2023 Average Month: 266
Jan-Jan 2023: 375
Filings Trending: ▼

Circuit/Court ID: 28 228173
Type of Case: Filings
2024 Average Month: 290
Jan-Jan 2024 : 290
Overall AVG. Month: 268

Monthly Filings Summary



Jan --- Jan Filings



Filings by Division

Divisions		Jan	Feb	Mar	Apr	May	Jun	Jul	Aug	Sep	Oct	Nov	Dec	Thru Jan	% Change	Total
Total	2024	290	-	-	-	-	-	-	-	-	-	-	-	290	-23%	290
	2023	375	280	341	294	281	274	150	259	225	238	204	271	375	▼	3,192
Civil	2024	19	-	-	-	-	-	-	-	-	-	-	-	19	-37%	19
	2023	30	14	20	18	29	49	17	39	30	19	33	22	30	▼	320
Criminal	2024	75	-	-	-	-	-	-	-	-	-	-	-	75	-49%	75
	2023	147	72	102	70	92	69	28	90	86	85	59	100	147	▼	1,000
Concealed Handgun Permits	2024	75	-	-	-	-	-	-	-	-	-	-	-	75	-44%	75
	2023	135	117	150	135	100	69	53	68	52	74	53	36	135	▼	1,042
Miscellaneous/ Other	2024	114	-	-	-	-	-	-	-	-	-	-	-	114	90%	114
	2023	60	69	52	67	49	78	51	50	47	55	48	103	60	▲	729
Others	2024	7	-	-	-	-	-	-	-	-	-	-	-	7	133%	7
	2023	3	8	17	4	11	9	1	12	10	5	11	10	3	▲	101

Filings by Case Category

Case Categories		Jan	Feb	Mar	Apr	May	Jun	Jul	Aug	Sep	Oct	Nov	Dec	Thru Jan	% Change	Total
Administrative Law	2024	-	-	-	-	-	-	-	-	-	-	-	-	0	0	0
	2023	-	-	-	-	-	1	-	-	-	1	-	-	0	↔	2
Contested Divorce	2024	2	-	-	-	-	-	-	-	-	-	-	-	2	-50%	2
	2023	4	1	4	6	6	2	6	5	3	3	3	1	4	▼	44
Domestic and Family - Level 1	2024	-	-	-	-	-	-	-	-	-	-	-	-	0	-100%	0
	2023	8	2	1	-	3	19	-	2	8	-	12	5	8	▼	60
Domestic and Family - Level 2	2024	1	-	-	-	-	-	-	-	-	-	-	-	1	-75%	1
	2023	4	2	2	2	1	3	1	4	3	4	4	1	4	▼	31
Felonies and Related Matters	2024	55	-	-	-	-	-	-	-	-	-	-	-	55	-55%	55
	2023	123	62	77	56	66	49	19	62	60	62	41	85	123	▼	762
General Civil - Level 1	2024	-	-	-	-	-	-	-	-	-	-	-	-	0	0	0
	2023	-	-	1	1	-	1	-	-	-	-	1	1	1	0	↔
General Civil - Level 2	2024	1	-	-	-	-	-	-	-	-	-	-	-	1	-50%	1
	2023	2	1	3	-	5	4	1	8	3	1	2	2	2	▼	32
General Civil - Level 3	2024	2	-	-	-	-	-	-	-	-	-	-	-	2	100%	2
	2023	1	2	4	1	3	10	4	2	6	2	2	4	1	▲	41
Miscellaneous Civil	2024	89	-	-	-	-	-	-	-	-	-	-	-	89	-38%	89
	2023	144	137	172	151	117	111	69	87	67	93	68	44	144	▼	1,260
Misdemeanor	2024	16	-	-	-	-	-	-	-	-	-	-	-	16	-24%	16
	2023	21	10	22	13	26	17	9	26	21	22	15	14	21	▼	216
Other	2024	107	-	-	-	-	-	-	-	-	-	-	-	107	102%	107
	2023	53	57	43	53	41	43	33	42	41	38	41	101	53	▲	586
Other Criminally Related Matters	2024	4	-	-	-	-	-	-	-	-	-	-	-	4	33%	4
	2023	3	-	3	1	-	3	-	2	5	1	3	2	3	▲	23
Probates/Wills & Trusts - Level 1	2024	-	-	-	-	-	-	-	-	-	-	-	-	0	0	0
	2023	-	-	-	-	-	-	-	1	-	-	-	-	0	↔	1
Probates/Wills & Trusts - Level 2	2024	4	-	-	-	-	-	-	-	-	-	-	-	4	300%	4
	2023	1	-	3	2	2	1	3	1	2	-	1	3	1	▲	19
Uncontested Divorce	2024	9	-	-	-	-	-	-	-	-	-	-	-	9	-18%	9
	2023	11	6	6	8	11	10	5	17	6	10	11	8	11	▼	109

This report reflects data in the case management system. Numbers will update accordingly as reports are refreshed and posted.

PLN-CCMS-10.01 CASELOAD STATISTICS OF THE CIRCUIT COURTS

Washington

January 2023 -- January 2024 Filings


Alexandria and Fairfax Circuit are not Included in State Totals

Dashboard

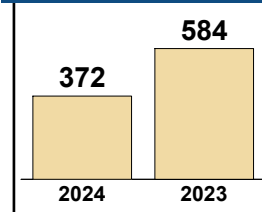
Court: Washington Circuit
Start/End Date: Jan-23 / Jan-24
2023 Average Month: 439
Jan-Jan 2023: 584
Filings Trending: ▼

Circuit/Court ID: 28 228191
Type of Case: Filings
2024 Average Month: 372
Jan-Jan 2024 : 372
Overall AVG. Month: 434

Monthly Filings Summary



Jan --- Jan Filings



Filings by Division

Divisions	Jan	Feb	Mar	Apr	May	Jun	Jul	Aug	Sep	Oct	Nov	Dec	Thru Jan	% Change	Total
Total	2024 372	-	-	-	-	-	-	-	-	-	-	-	372	-36%	372
	2023 584	438	496	430	482	374	335	396	361	454	458	458	584	▼	5,266
Civil	2024 24	-	-	-	-	-	-	-	-	-	-	-	24	-38%	24
	2023 39	44	50	42	38	33	29	46	39	35	32	27	39	▼	454
Criminal	2024 143	-	-	-	-	-	-	-	-	-	-	-	143	-52%	143
	2023 297	144	167	201	170	171	132	135	151	229	201	142	297	▼	2,140
Concealed Handgun Permits	2024 145	-	-	-	-	-	-	-	-	-	-	-	145	-18%	145
	2023 177	194	204	132	204	113	102	142	108	131	154	110	177	▼	1,771
Miscellaneous/Other	2024 57	-	-	-	-	-	-	-	-	-	-	-	57	-20%	57
	2023 71	56	75	55	70	57	71	73	62	58	69	175	71	▼	892
Others	2024 3	-	-	-	-	-	-	-	-	-	-	-	3	3	3
	2023 -	-	-	-	-	-	1	-	1	1	2	4	0	↔	9

Filings by Case Category

Case Categories	Jan	Feb	Mar	Apr	May	Jun	Jul	Aug	Sep	Oct	Nov	Dec	Thru Jan	% Change	Total
Administrative Law	2024 -	-	-	-	-	-	-	-	-	-	-	-	0	0	0
	2023 -	-	-	-	-	-	-	1	-	-	-	-	0	↔	1
Contested Divorce	2024 3	-	-	-	-	-	-	-	-	-	-	-	3	-25%	3
	2023 4	5	5	4	8	1	2	2	5	2	3	6	4	▼	47
Domestic and Family - Level 1	2024 3	-	-	-	-	-	-	-	-	-	-	-	3	3	3
	2023 -	1	10	4	1	2	7	5	-	2	2	4	0	↔	38
Domestic and Family - Level 2	2024 2	-	-	-	-	-	-	-	-	-	-	-	2	-50%	2
	2023 4	3	5	5	1	2	3	1	2	-	2	2	4	▼	30
Felonies and Related Matters	2024 116	-	-	-	-	-	-	-	-	-	-	-	116	-59%	116
	2023 281	106	126	165	127	129	105	75	104	214	147	104	281	▼	1,683
General Civil - Level 1	2024 -	-	-	-	-	-	-	-	-	-	-	-	0	0	0
	2023 -	-	-	-	2	-	-	2	-	-	1	-	0	↔	5
General Civil - Level 2	2024 3	-	-	-	-	-	-	-	-	-	-	-	3	-77%	3
	2023 13	8	7	3	5	2	5	13	7	6	8	7	13	▼	84
General Civil - Level 3	2024 8	-	-	-	-	-	-	-	-	-	-	-	8	100%	8
	2023 4	5	9	8	3	5	1	4	11	9	3	3	4	▲	65
Miscellaneous Civil	2024 171	-	-	-	-	-	-	-	-	-	-	-	171	-13%	171
	2023 196	219	232	159	236	146	127	171	127	151	179	123	196	▼	2,066
Misdemeanor	2024 21	-	-	-	-	-	-	-	-	-	-	-	21	31%	21
	2023 16	36	32	36	41	35	27	39	46	16	47	28	16	▲	399
Other	2024 31	-	-	-	-	-	-	-	-	-	-	-	31	-35%	31
	2023 48	34	48	29	44	31	45	48	45	33	49	166	48	▼	620
Other Criminally Related Matters	2024 6	-	-	-	-	-	-	-	-	-	-	-	6	6	6
	2023 -	2	9	-	2	7	-	21	1	-	8	10	0	↔	60
Probates/Wills & Trusts - Level 1	2024 -	-	-	-	-	-	-	-	-	-	-	-	0	-100%	0
	2023 2	-	-	-	1	-	1	1	1	-	1	-	2	▼	7
Probates/Wills & Trusts - Level 2	2024 2	-	-	-	-	-	-	-	-	-	-	-	2	2	2
	2023 -	5	4	3	1	1	3	3	1	5	1	1	0	↔	28
Protective Orders	2024 -	-	-	-	-	-	-	-	-	-	-	-	0	-100%	0
	2023 3	2	-	1	-	-	-	-	4	4	2	-	3	▼	16
Uncontested Divorce	2024 6	-	-	-	-	-	-	-	-	-	-	-	6	-54%	6
	2023 13	12	9	13	10	13	9	10	7	11	6	4	13	▼	117

This report reflects data in the case management system. Numbers will update accordingly as reports are refreshed and posted.

PLN-CCMS-10.01 CASELOAD STATISTICS OF THE CIRCUIT COURTS

Bristol

January 2023 -- January 2024 Filings


Alexandria and Fairfax Circuit are not Included in State Totals

Dashboard

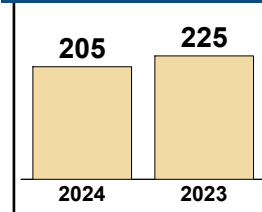
Court: Bristol Circuit
Start/End Date: Jan-23 / Jan-24
2023 Average Month: 226
Jan-Jan 2023: 225
Filings Trending: ▼

Circuit/Court ID: 28 228520
Type of Case: Filings
2024 Average Month: 205
Jan-Jan 2024 : 205
Overall AVG. Month: 224

Monthly Filings Summary



Jan --- Jan Filings



Filings by Division

Divisions		Jan	Feb	Mar	Apr	May	Jun	Jul	Aug	Sep	Oct	Nov	Dec	Thru Jan	% Change	Total
Total	2024	205	-	-	-	-	-	-	-	-	-	-	-	205	-9%	205
	2023	225	278	225	189	190	184	326	234	178	272	246	161	225	▼	2,708
Civil	2024	19	-	-	-	-	-	-	-	-	-	-	-	19	27%	19
	2023	15	18	20	18	12	19	12	27	16	31	21	13	15	▲	222
Criminal	2024	111	-	-	-	-	-	-	-	-	-	-	-	111	2%	111
	2023	109	159	124	84	117	88	255	139	107	139	139	86	109	▲	1,546
Concealed Handgun Permits	2024	17	-	-	-	-	-	-	-	-	-	-	-	17	-47%	17
	2023	32	41	35	26	24	20	19	14	14	12	24	17	32	▼	278
Miscellaneous/ Other	2024	58	-	-	-	-	-	-	-	-	-	-	-	58	-16%	58
	2023	69	60	46	60	37	56	40	54	41	90	62	45	69	▼	660
Others	2024	-	-	-	1	-	-	-	-	-	-	-	-	0	0	0
	2023	-	-	-	-	-	1	-	-	-	-	-	-	0	↔	2

Filings by Case Category

Case Categories		Jan	Feb	Mar	Apr	May	Jun	Jul	Aug	Sep	Oct	Nov	Dec	Thru Jan	% Change	Total
Administrative Law	2024	-	-	-	-	-	-	-	-	-	-	-	-	0	0	0
	2023	-	-	-	1	-	-	-	-	-	1	-	-	0	↔	2
Contested Divorce	2024	3	-	-	-	-	-	-	-	-	-	-	-	3	200%	3
	2023	1	1	4	1	-	3	2	4	1	2	2	1	1	▲	22
Domestic and Family - Level 1	2024	-	-	-	-	-	-	-	-	-	-	-	-	0	-100%	0
	2023	3	5	-	-	-	6	-	8	-	10	-	-	3	▼	32
Domestic and Family - Level 2	2024	2	-	-	-	-	-	-	-	-	-	-	-	2	-50%	2
	2023	4	1	2	3	-	2	-	-	-	3	1	1	4	▼	17
Felonies and Related Matters	2024	89	-	-	-	-	-	-	-	-	-	-	-	89	0%	89
	2023	89	133	88	66	95	56	201	103	80	107	99	66	89	↔	1,183
General Civil - Level 1	2024	-	-	-	-	-	-	-	-	-	-	-	-	0	0	0
	2023	-	-	-	1	-	-	-	-	-	-	-	1	0	↔	2
General Civil - Level 2	2024	2	-	-	-	-	-	-	-	-	-	-	-	2	-50%	2
	2023	4	2	2	2	1	1	-	1	-	2	3	4	4	▼	22
General Civil - Level 3	2024	3	-	-	-	-	-	-	-	-	-	-	-	3	-67%	3
	2023	9	4	3	8	2	-	3	11	4	19	9	2	9	▼	74
Miscellaneous Civil	2024	44	-	-	-	-	-	-	-	-	-	-	-	44	-30%	44
	2023	63	52	45	60	37	37	27	33	33	53	43	41	63	▼	524
Misdemeanor	2024	22	-	-	-	-	-	-	-	-	-	-	-	22	57%	22
	2023	14	26	25	18	18	29	48	32	23	32	26	19	14	▲	310
Other	2024	27	-	-	-	-	-	-	-	-	-	-	-	27	-7%	27
	2023	29	49	37	23	28	42	31	32	32	30	46	18	29	▼	397
Other Criminally Related Matters	2024	-	-	-	-	-	-	-	-	-	-	-	-	0	-100%	0
	2023	6	1	11	-	4	3	6	4	4	-	14	1	6	▼	54
Probates/Wills & Trusts - Level 2	2024	2	-	-	-	-	-	-	-	-	-	-	-	2	2	2
	2023	-	-	2	1	-	1	1	-	-	2	-	3	0	↔	10
Protective Orders	2024	1	-	-	-	-	-	-	-	-	-	-	-	1	1	1
	2023	-	-	-	-	1	-	-	-	-	-	-	-	0	↔	1
Uncontested Divorce	2024	10	-	-	-	-	-	-	-	-	-	-	-	10	233%	10
	2023	3	4	6	5	4	4	7	6	1	11	3	4	3	▲	58

This report reflects data in the case management system. Numbers will update accordingly as reports are refreshed and posted.

PLN-CCMS-10.01 CASELOAD STATISTICS OF THE CIRCUIT COURTS

Buchanan

January 2023 -- January 2024 Filings

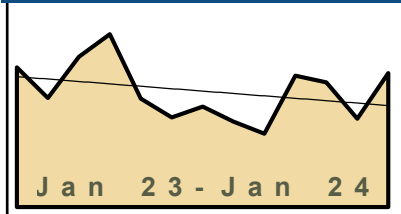
Alexandria and Fairfax Circuit are not Included in State Totals

Dashboard

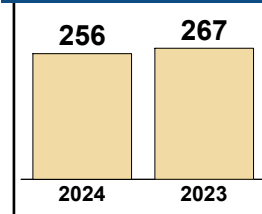
Court: Buchanan Circuit
Start/End Date: Jan-23 / Jan-24
2023 Average Month: 219
Jan-Jan 2023: 267
Filings Trending: ▼

Circuit/Court ID: 29 229027
Type of Case: Filings
2024 Average Month: 256
Jan-Jan 2024 : 256
Overall AVG. Month: 221

Monthly Filings Summary



Jan --- Jan Filings



Filings by Division

Divisions	Jan	Feb	Mar	Apr	May	Jun	Jul	Aug	Sep	Oct	Nov	Dec	Thru Jan	% Change	Total	
Total	2024	256	-	-	-	-	-	-	-	-	-	-	256	-4%	256	
	2023	267	208	287	330	207	171	192	163	140	251	238	169	267	▼	2,623
Civil	2024	11	-	-	-	-	-	-	-	-	-	-	11	10%	11	
	2023	10	21	20	29	9	13	19	20	14	17	26	16	10	▲	214
Criminal	2024	165	-	-	-	-	-	-	-	-	-	-	165	-16%	165	
	2023	196	130	171	255	86	102	114	71	75	177	158	112	196	▼	1,647
Concealed Handgun Permits	2024	57	-	-	-	-	-	-	-	-	-	-	57	16%	57	
	2023	49	43	81	40	99	45	51	63	42	46	46	35	49	▲	640
Miscellaneous/Other	2024	23	-	-	-	-	-	-	-	-	-	-	23	92%	23	
	2023	12	14	15	6	13	11	7	9	9	11	8	6	12	▲	121
Others	2024	-	-	-	-	-	-	-	-	-	-	-	0	0	0	
	2023	-	-	-	-	-	1	-	-	-	-	-	0	↔	1	

Filings by Case Category

Case Categories	Jan	Feb	Mar	Apr	May	Jun	Jul	Aug	Sep	Oct	Nov	Dec	Thru Jan	% Change	Total	
Administrative Law	2024	-	-	-	-	-	-	-	-	-	-	-	0	0	0	
	2023	-	-	1	-	-	-	-	-	-	-	1	0	↔	2	
Capital Murder	2024	-	-	-	-	-	-	-	-	-	-	-	0	-100%	0	
	2023	2	-	-	-	-	-	-	-	-	-	-	2	▼	2	
Contested Divorce	2024	2	-	-	-	-	-	-	-	-	-	-	2	2	2	
	2023	-	3	3	1	3	2	2	1	1	2	-	0	↔	20	
Domestic and Family - Level 1	2024	1	-	-	-	-	-	-	-	-	-	-	1	-67%	1	
	2023	3	-	4	4	-	-	6	10	4	2	-	3	▼	36	
Domestic and Family - Level 2	2024	1	-	-	-	-	-	-	-	-	-	-	1	-50%	1	
	2023	2	2	2	2	1	2	3	2	1	1	2	1	2	▼	21
Felonies and Related Matters	2024	129	-	-	-	-	-	-	-	-	-	-	129	-4%	129	
	2023	135	103	121	192	68	85	85	48	57	120	142	81	135	▼	1,237
General Civil - Level 2	2024	3	-	-	-	-	-	-	-	-	-	-	3	-25%	3	
	2023	4	6	6	4	1	5	1	1	3	9	3	1	4	▼	44
General Civil - Level 3	2024	6	-	-	-	-	-	-	-	-	-	-	6	500%	6	
	2023	1	8	1	-	2	2	1	2	2	-	3	3	1	▲	25
Miscellaneous Civil	2024	74	-	-	-	-	-	-	-	-	-	-	74	28%	74	
	2023	58	53	95	46	111	54	56	72	50	54	52	40	58	▲	741
Misdemeanor	2024	36	-	-	-	-	-	-	-	-	-	-	36	-28%	36	
	2023	50	19	38	59	18	17	27	16	13	55	35	31	50	▼	378
Other	2024	1	-	-	-	-	-	-	-	-	-	-	1	1	1	
	2023	-	-	-	-	-	1	1	-	1	-	-	0	↔	3	
Other Criminally Related Matters	2024	-	-	-	-	-	-	-	-	-	-	-	0	-100%	0	
	2023	9	8	12	16	-	1	2	7	5	2	-	9	▼	62	
Probates/Wills & Trusts - Level 1	2024	-	-	-	-	-	-	-	-	-	-	-	0	0	0	
	2023	-	-	-	-	-	1	-	-	-	-	-	0	↔	1	
Probates/Wills & Trusts - Level 2	2024	1	-	-	-	-	-	-	-	-	-	-	1	1	1	
	2023	-	2	1	-	1	-	1	-	1	-	3	0	↔	9	
Protective Orders	2024	-	-	-	-	-	-	-	-	-	-	-	0	0	0	
	2023	-	-	1	-	1	-	-	-	-	-	-	0	↔	2	
Uncontested Divorce	2024	2	-	-	-	-	-	-	-	-	-	-	2	-33%	2	
	2023	3	4	3	5	2	1	7	3	4	4	1	3	▼	40	

This report reflects data in the case management system. Numbers will update accordingly as reports are refreshed and posted.

PLN-CCMS-10.01 CASELOAD STATISTICS OF THE CIRCUIT COURTS

Dickenson

January 2023 -- January 2024 Filings

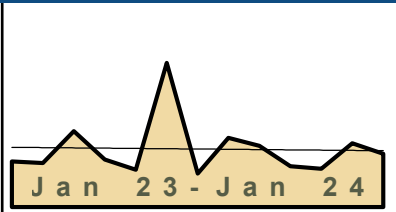
Alexandria and Fairfax Circuit are not Included in State Totals

Dashboard

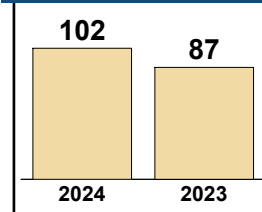
Court: Dickenson Circuit
Start/End Date: Jan-23 / Jan-24
2023 Average Month: 112
Jan-Jan 2023: 87
Filings Trending: ▲

Circuit/Court ID: 29 229051
Type of Case: Filings
2024 Average Month: 102
Jan-Jan 2024 : 102
Overall AVG. Month: 111

Monthly Filings Summary



Jan --- Jan Filings



Filings by Division

Divisions	Jan	Feb	Mar	Apr	May	Jun	Jul	Aug	Sep	Oct	Nov	Dec	Thru Jan	% Change	Total
Total	102	-	-	-	-	-	-	-	-	-	-	-	102	17%	102
2023	87	84	145	91	71	275	64	132	117	78	73	122	87	▲	1,339
Civil	7	-	-	-	-	-	-	-	-	-	-	-	7	-50%	7
2023	14	19	22	19	16	11	10	22	8	13	4	22	14	▼	180
Criminal	44	-	-	-	-	-	-	-	-	-	-	-	44	57%	44
2023	28	16	58	26	28	224	27	45	63	20	21	30	28	▲	586
Concealed Handgun Permits	38	-	-	-	-	-	-	-	-	-	-	-	38	19%	38
2023	32	41	48	41	17	24	17	42	30	28	36	26	32	▲	382
Miscellaneous/Other	11	-	-	-	-	-	-	-	-	-	-	-	11	-15%	11
2023	13	8	16	5	10	16	10	23	16	17	12	44	13	▼	190
Others	2	-	-	-	-	-	-	-	-	-	-	-	2	2	2
2023	-	-	1	-	-	-	-	-	-	-	-	-	0	↔	1

Filings by Case Category

Case Categories	Jan	Feb	Mar	Apr	May	Jun	Jul	Aug	Sep	Oct	Nov	Dec	Thru Jan	% Change	Total
Capital Murder	2024	-	-	-	-	-	-	-	-	-	-	-	0	0	0
2023	-	-	3	-	-	-	-	-	-	-	-	-	0	↔	3
Contested Divorce	2024	1	-	-	-	-	-	-	-	-	-	-	1	0%	1
2023	1	1	1	1	2	1	3	4	1	2	-	2	1	↔	19
Domestic and Family - Level 1	2024	-	-	-	-	-	-	-	-	-	-	-	0	0	0
2023	-	2	2	2	1	1	-	1	2	-	-	5	0	↔	16
Domestic and Family - Level 2	2024	-	-	-	-	-	-	-	-	-	-	-	0	0	0
2023	-	2	2	7	1	-	2	2	-	-	1	3	0	↔	20
Felonies and Related Matters	2024	44	-	-	-	-	-	-	-	-	-	-	44	91%	44
2023	23	15	55	25	25	165	22	32	48	18	15	22	23	▲	465
General Civil - Level 2	2024	2	-	-	-	-	-	-	-	-	-	-	2	0%	2
2023	2	2	4	1	4	-	1	1	1	2	1	5	2	↔	24
General Civil - Level 3	2024	2	-	-	-	-	-	-	-	-	-	-	2	-60%	2
2023	5	4	5	2	3	1	-	8	5	1	2	5	5	▼	41
Miscellaneous Civil	2024	44	-	-	-	-	-	-	-	-	-	-	44	13%	44
2023	39	42	52	44	21	31	21	48	36	35	43	33	39	▲	445
Misdemeanor	2024	-	-	-	-	-	-	-	-	-	-	-	0	-100%	0
2023	5	-	-	1	2	63	2	10	15	2	4	7	5	▼	111
Other	2024	6	-	-	-	-	-	-	-	-	-	-	6	0%	6
2023	6	6	11	2	6	8	7	16	9	10	4	34	6	↔	119
Other Criminally Related Matters	2024	-	-	-	-	-	-	-	-	-	-	-	0	0	0
2023	-	1	-	-	1	1	3	3	-	-	2	1	0	↔	12
Probates/Wills & Trusts - Level 1	2024	-	-	-	-	-	-	-	-	-	-	-	0	-100%	0
2023	1	-	-	-	-	-	-	-	-	-	-	-	1	▼	1
Probates/Wills & Trusts - Level 2	2024	-	-	-	-	-	-	-	-	-	-	-	0	-100%	0
2023	1	3	-	1	-	-	-	3	-	1	1	1	1	▼	11
Uncontested Divorce	2024	3	-	-	-	-	-	-	-	-	-	-	3	-25%	3
2023	4	6	10	5	5	4	3	4	-	7	-	4	4	▼	52

This report reflects data in the case management system. Numbers will update accordingly as reports are refreshed and posted.

PLN-CCMS-10.01 CASELOAD STATISTICS OF THE CIRCUIT COURTS

Russell

January 2023 -- January 2024 Filings

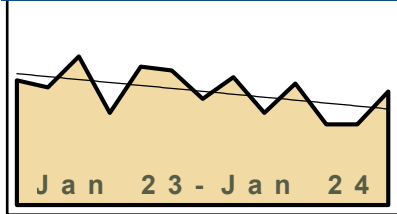
Alexandria and Fairfax Circuit are not Included in State Totals

Dashboard

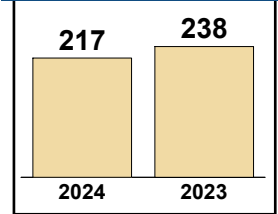
Court: Russell Circuit
Start/End Date: Jan-23 / Jan-24
2023 Average Month: 217
Jan-Jan 2023: 238
Filings Trending: ▼

Circuit/Court ID: 29 229167
Type of Case: Filings
2024 Average Month: 217
Jan-Jan 2024 : 217
Overall AVG. Month: 217

Monthly Filings Summary



Jan --- Jan Filings


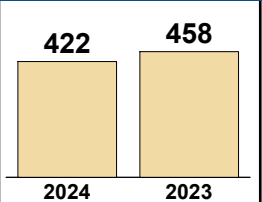


Filings by Division

Divisions		Jan	Feb	Mar	Apr	May	Jun	Jul	Aug	Sep	Oct	Nov	Dec	Thru Jan	% Change	Total
Total	2024	217	-	-	-	-	-	-	-	-	-	-	-	217	-9%	217
	2023	238	225	284	176	264	257	203	244	176	232	154	154	238	▼	2,607
Civil	2024	15	-	-	-	-	-	-	-	-	-	-	-	15	-44%	15
	2023	27	28	41	17	24	39	20	29	22	26	23	27	27	▼	323
Criminal	2024	100	-	-	-	-	-	-	-	-	-	-	-	100	-2%	100
	2023	102	76	108	54	124	119	110	127	75	121	71	50	102	▼	1,137
Concealed Handgun Permits	2024	71	-	-	-	-	-	-	-	-	-	-	-	71	0%	71
	2023	71	82	94	83	67	65	48	47	47	53	46	49	71	↔	752
Miscellaneous/ Other	2024	31	-	-	-	-	-	-	-	-	-	-	-	31	-18%	31
	2023	38	39	41	22	49	34	25	41	32	32	14	28	38	▼	395

Filings by Case Category

Case Categories		Jan	Feb	Mar	Apr	May	Jun	Jul	Aug	Sep	Oct	Nov	Dec	Thru Jan	% Change	Total
Contested Divorce	2024	-	-	-	-	-	-	-	-	-	-	-	-	0	-100%	0
	2023	2	2	4	4	2	4	1	1	1	7	4	6	2	▼	38
Domestic and Family - Level 1	2024	7	-	-	-	-	-	-	-	-	-	-	-	7	600%	7
	2023	1	5	2	1	4	9	6	4	3	-	2	2	1	▲	39
Domestic and Family - Level 2	2024	1	-	-	-	-	-	-	-	-	-	-	-	1	-50%	1
	2023	2	2	17	3	3	1	-	-	2	1	2	-	2	▼	33
Felonies and Related Matters	2024	67	-	-	-	-	-	-	-	-	-	-	-	67	-1%	67
	2023	68	63	84	41	94	82	75	99	47	80	56	32	68	▼	821
General Civil - Level 1	2024	-	-	-	-	-	-	-	-	-	-	-	-	0	-100%	0
	2023	1	-	1	-	-	-	-	-	-	1	-	-	1	▼	3
General Civil - Level 2	2024	1	-	-	-	-	-	-	-	-	-	-	-	1	-67%	1
	2023	3	3	4	2	3	1	1	2	3	1	1	4	3	▼	28
General Civil - Level 3	2024	3	-	-	-	-	-	-	-	-	-	-	-	3	-50%	3
	2023	6	10	6	5	7	10	5	6	7	8	4	10	6	▼	84
Miscellaneous Civil	2024	79	-	-	-	-	-	-	-	-	-	-	-	79	3%	79
	2023	77	94	105	91	78	72	52	60	54	64	50	56	77	▲	853
Misdemeanor	2024	31	-	-	-	-	-	-	-	-	-	-	-	31	-3%	31
	2023	32	11	24	13	22	35	33	29	26	35	14	15	32	▼	289
Other	2024	22	-	-	-	-	-	-	-	-	-	-	-	22	-27%	22
	2023	30	25	28	14	35	26	20	28	25	19	11	20	30	▼	281
Other Criminally Related Matters	2024	2	-	-	-	-	-	-	-	-	-	-	-	2	0%	2
	2023	2	2	-	-	8	2	2	-	2	6	1	3	2	↔	28
Probates/Wills & Trusts - Level 1	2024	-	-	-	-	-	-	-	-	-	-	-	-	0	0	0
	2023	-	-	-	-	-	-	-	-	1	2	-	-	0	↔	3
Probates/Wills & Trusts - Level 2	2024	2	-	-	-	-	-	-	-	-	-	-	-	2	100%	2
	2023	1	-	1	1	1	5	3	1	2	1	1	-	1	▲	17
Uncontested Divorce	2024	2	-	-	-	-	-	-	-	-	-	-	-	2	-85%	2
	2023	13	8	8	1	7	10	5	13	1	10	8	6	13	▼	90

Dashboard		Monthly Filings Summary		Jan --- Jan Filings	
Court: Tazewell Circuit	Circuit/Court ID: 29 229185				
Start/End Date: Jan-23 / Jan-24	Type of Case: Filings				
2023 Average Month: 497	2024 Average Month: 422				
Jan-Jan 2023: 458	Jan-Jan 2024 : 422				
Filings Trending: ▼	Overall AVG. Month: 491				

Filings by Division																
Divisions		Jan	Feb	Mar	Apr	May	Jun	Jul	Aug	Sep	Oct	Nov	Dec	Thru Jan	% Change	Total
Total	2024	422	-	-	-	-	-	-	-	-	-	-	-	422	-8%	422
	2023	458	488	766	357	485	416	779	566	424	400	435	385	458	▼	5,959
Civil	2024	27	-	-	-	-	-	-	-	-	-	-	-	27	-23%	27
	2023	35	40	49	39	54	40	49	57	38	31	32	25	35	▼	489
Criminal	2024	241	-	-	-	-	-	-	-	-	-	-	-	241	-10%	241
	2023	269	215	465	160	294	226	582	366	270	232	266	228	269	▼	3,573
Concealed Handgun Permits	2024	94	-	-	-	-	-	-	-	-	-	-	-	94	-5%	94
	2023	99	178	210	113	101	96	88	95	73	97	96	88	99	▼	1,334
Miscellaneous/ Other	2024	60	-	-	-	-	-	-	-	-	-	-	-	60	9%	60
	2023	55	54	42	45	36	54	60	47	43	40	41	44	55	▲	561
Others	2024	-	-	-	-	-	-	-	-	-	-	-	-	0	0	0
	2023	-	1	-	-	-	-	-	1	-	-	-	-	0	↔	2

Filings by Case Category																
Case Categories		Jan	Feb	Mar	Apr	May	Jun	Jul	Aug	Sep	Oct	Nov	Dec	Thru Jan	% Change	Total
Administrative Law	2024	-	-	-	-	-	-	-	-	-	-	-	-	0	0	0
	2023	-	-	-	-	-	-	-	-	-	1	-	-	0	↔	1
Capital Murder	2024	-	-	-	-	-	-	-	-	-	-	-	-	0	0	0
	2023	-	-	-	-	-	-	1	1	1	-	-	-	0	↔	3
Contested Divorce	2024	5	-	-	-	-	-	-	-	-	-	-	-	5	-29%	5
	2023	7	6	9	7	3	3	5	7	4	8	3	7	7	▼	69
Domestic and Family - Level 1	2024	-	-	-	-	-	-	-	-	-	-	-	-	0	-100%	0
	2023	10	6	5	9	15	7	6	19	9	-	1	3	10	▼	90
Domestic and Family - Level 2	2024	2	-	-	-	-	-	-	-	-	-	-	-	2	2	2
	2023	-	2	5	1	5	6	4	2	-	2	3	2	0	↔	32
Felonies and Related Matters	2024	172	-	-	-	-	-	-	-	-	-	-	-	172	-9%	172
	2023	188	169	300	123	232	176	481	295	134	181	169	160	188	▼	2,608
General Civil - Level 1	2024	-	-	-	-	-	-	-	-	-	-	-	-	0	-100%	0
	2023	1	-	-	1	1	-	1	-	-	2	-	1	1	▼	7
General Civil - Level 2	2024	4	-	-	-	-	-	-	-	-	-	-	-	4	33%	4
	2023	3	4	9	2	9	6	4	6	10	3	6	5	3	▲	67
General Civil - Level 3	2024	2	-	-	-	-	-	-	-	-	-	-	-	2	-67%	2
	2023	6	4	3	2	2	1	2	4	3	2	5	1	6	▼	35
Miscellaneous Civil	2024	111	-	-	-	-	-	-	-	-	-	-	-	111	-2%	111
	2023	113	204	230	128	112	114	99	106	93	112	113	98	113	▼	1,522
Misdemeanor	2024	67	-	-	-	-	-	-	-	-	-	-	-	67	-15%	67
	2023	79	42	159	40	63	46	105	69	135	51	91	63	79	▼	943
Other	2024	45	-	-	-	-	-	-	-	-	-	-	-	45	13%	45
	2023	40	28	20	32	28	37	52	37	23	25	25	37	40	▲	384
Other Criminally Related Matters	2024	3	-	-	-	-	-	-	-	-	-	-	-	3	50%	3
	2023	2	4	7	-	1	4	4	3	3	1	6	5	2	▲	40
Probates/Wills & Trusts - Level 1	2024	-	-	-	-	-	-	-	-	-	-	-	-	0	0	0
	2023	-	-	1	-	-	3	-	-	-	-	-	1	0	↔	5
Probates/Wills & Trusts - Level 2	2024	3	-	-	-	-	-	-	-	-	-	-	-	3	0%	3
	2023	3	6	1	-	2	2	3	5	1	2	4	-	3	↔	29
Uncontested Divorce	2024	8	-	-	-	-	-	-	-	-	-	-	-	8	33%	8
	2023	6	13	17	12	12	11	12	12	8	10	8	3	6	▲	124

This report reflects data in the case management system. Numbers will update accordingly as reports are refreshed and posted.

Dashboard		Monthly Filings Summary		Jan --- Jan Filings	
<p>Court: Lee Circuit Start/End Date: Jan-23 / Jan-24 2023 Average Month: 219 Jan-Jan 2023: 285 Filings Trending: ▼</p>	<p>Circuit/Court ID: 30 230105 Type of Case: Filings 2024 Average Month: 101 Jan-Jan 2024 : 101 Overall AVG. Month: 210</p>	<p>Jan 23 - Jan 24</p>		<p>2024: 101, 2023: 285</p>	

Filings by Division																
Divisions		Jan	Feb	Mar	Apr	May	Jun	Jul	Aug	Sep	Oct	Nov	Dec	Thru Jan	% Change	Total
Total	2024	101	-	-	-	-	-	-	-	-	-	-	-	101	-65%	101
	2023	285	186	312	173	160	223	197	267	255	212	184	177	285	▼	2,631
Civil	2024	14	-	-	-	-	-	-	-	-	-	-	-	14	-39%	14
	2023	23	19	28	23	40	20	23	30	24	27	18	18	23	▼	293
Criminal	2024	43	-	-	-	-	-	-	-	-	-	-	-	43	-78%	43
	2023	192	94	196	95	68	131	111	174	187	125	106	129	192	▼	1,608
Concealed Handgun Permits	2024	34	-	-	-	-	-	-	-	-	-	-	-	34	-33%	34
	2023	51	59	75	42	39	51	40	44	36	47	40	27	51	▼	551
Miscellaneous/ Other	2024	10	-	-	-	-	-	-	-	-	-	-	-	10	-44%	10
	2023	18	14	13	13	13	19	23	19	8	13	20	3	18	▼	176
Others	2024	-	-	-	-	-	-	-	-	-	-	-	-	0	-100%	0
	2023	1	-	-	-	-	2	-	-	-	-	-	-	1	▼	3

Filings by Case Category																
Case Categories		Jan	Feb	Mar	Apr	May	Jun	Jul	Aug	Sep	Oct	Nov	Dec	Thru Jan	% Change	Total
Contested Divorce	2024	-	-	-	-	-	-	-	-	-	-	-	-	0	-100%	0
	2023	2	4	6	4	4	2	5	5	1	3	4	-	2	▼	40
Domestic and Family - Level 1	2024	2	-	-	-	-	-	-	-	-	-	-	-	2	-33%	2
	2023	3	3	5	9	21	7	-	5	6	8	-	7	3	▼	74
Domestic and Family - Level 2	2024	-	-	-	-	-	-	-	-	-	-	-	-	0	-100%	0
	2023	1	5	-	1	1	3	5	2	-	1	3	4	1	▼	26
Felonies and Related Matters	2024	26	-	-	-	-	-	-	-	-	-	-	-	26	-84%	26
	2023	163	75	137	74	47	108	83	148	142	107	87	98	163	▼	1,269
General Civil - Level 1	2024	-	-	-	-	-	-	-	-	-	-	-	-	0	0	0
	2023	-	-	-	-	-	-	-	-	-	1	-	-	0	↔	1
General Civil - Level 2	2024	7	-	-	-	-	-	-	-	-	-	-	-	7	133%	7
	2023	3	1	2	4	1	3	2	-	3	4	2	-	3	▲	25
General Civil - Level 3	2024	2	-	-	-	-	-	-	-	-	-	-	-	2	-60%	2
	2023	5	2	-	-	-	2	1	4	1	1	2	1	5	▼	19
Miscellaneous Civil	2024	44	-	-	-	-	-	-	-	-	-	-	-	44	-32%	44
	2023	65	70	93	53	46	60	59	59	48	59	50	31	65	▼	693
Misdemeanor	2024	13	-	-	-	-	-	-	-	-	-	-	-	13	-54%	13
	2023	28	16	51	19	18	19	26	25	39	16	17	28	28	▼	302
Other	2024	1	-	-	-	-	-	-	-	-	-	-	-	1	-89%	1
	2023	9	4	3	5	8	11	9	6	1	4	10	2	9	▼	72
Other Criminally Related Matters	2024	4	-	-	-	-	-	-	-	-	-	-	-	4	300%	4
	2023	1	3	8	2	4	4	2	1	6	2	2	3	1	▲	38
Probates/Wills & Trusts - Level 1	2024	-	-	-	-	-	-	-	-	-	-	-	-	0	0	0
	2023	-	-	-	-	-	1	1	-	-	-	-	-	0	↔	2
Probates/Wills & Trusts - Level 2	2024	-	-	-	-	-	-	-	-	-	-	-	-	0	-100%	0
	2023	1	1	-	1	1	-	1	4	1	3	3	2	1	▼	18
Protective Orders	2024	-	-	-	-	-	-	-	-	-	-	-	-	0	0	0
	2023	-	-	-	-	-	-	-	3	-	-	-	-	0	↔	3
Uncontested Divorce	2024	2	-	-	-	-	-	-	-	-	-	-	-	2	-50%	2
	2023	4	2	7	1	9	3	3	5	7	3	4	1	4	▼	49

This report reflects data in the case management system. Numbers will update accordingly as reports are refreshed and posted.

PLN-CCMS-10.01 CASELOAD STATISTICS OF THE CIRCUIT COURTS

Scott

January 2023 -- January 2024 Filings

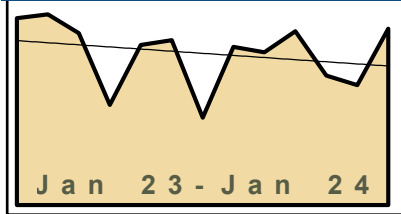
Alexandria and Fairfax Circuit are not Included in State Totals

Dashboard

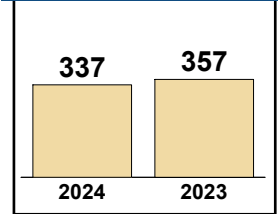
Court: Scott Circuit
Start/End Date: Jan-23 / Jan-24
2023 Average Month: 286
Jan-Jan 2023: 357
Filings Trending: ▼

Circuit/Court ID: 30 230169
Type of Case: Filings
2024 Average Month: 337
Jan-Jan 2024 : 337
Overall AVG. Month: 290

Monthly Filings Summary



Jan --- Jan Filings



Filings by Division

Divisions		Jan	Feb	Mar	Apr	May	Jun	Jul	Aug	Sep	Oct	Nov	Dec	Thru Jan	% Change	Total
Total	2024	337	-	-	-	-	-	-	-	-	-	-	-	337	-6%	337
	2023	357	364	328	191	306	315	167	302	292	332	247	229	357	▼	3,430
Civil	2024	15	-	-	-	-	-	-	-	-	-	-	-	15	-17%	15
	2023	18	17	23	14	21	27	20	31	16	22	16	13	18	▼	238
Criminal	2024	234	-	-	-	-	-	-	-	-	-	-	-	234	-6%	234
	2023	248	240	211	111	224	225	85	198	210	225	180	164	248	▼	2,321
Concealed Handgun Permits	2024	66	-	-	-	-	-	-	-	-	-	-	-	66	-20%	66
	2023	83	103	87	60	49	50	51	53	51	64	42	45	83	▼	738
Miscellaneous/Other	2024	20	-	-	-	-	-	-	-	-	-	-	-	20	150%	20
	2023	8	4	7	6	10	13	11	17	15	20	8	6	8	▲	125
Others	2024	2	-	-	-	-	-	-	-	-	-	-	-	2	2	2
	2023	-	-	-	-	2	-	-	3	-	1	1	1	0	↔	8

Filings by Case Category

Case Categories		Jan	Feb	Mar	Apr	May	Jun	Jul	Aug	Sep	Oct	Nov	Dec	Thru Jan	% Change	Total
Capital Murder	2024	-	-	-	-	-	-	-	-	-	-	-	-	0	0	0
	2023	-	-	2	-	-	-	-	-	-	-	-	-	0	↔	2
Contested Divorce	2024	4	-	-	-	-	-	-	-	-	-	-	-	4	33%	4
	2023	3	2	5	2	2	4	2	6	2	2	1	1	3	▲	32
Domestic and Family - Level 1	2024	2	-	-	-	-	-	-	-	-	-	-	-	2	2	2
	2023	-	-	1	2	2	1	-	1	-	-	1	2	0	↔	10
Domestic and Family - Level 2	2024	-	-	-	-	-	-	-	-	-	-	-	-	0	-100%	0
	2023	4	-	3	-	2	3	3	1	-	3	-	1	4	▼	20
Felonies and Related Matters	2024	176	-	-	-	-	-	-	-	-	-	-	-	176	-8%	176
	2023	192	184	144	79	165	159	62	137	183	151	130	146	192	▼	1,732
General Civil - Level 1	2024	-	-	-	-	-	-	-	-	-	-	-	-	0	0	0
	2023	-	-	1	-	1	-	-	1	-	-	-	-	0	↔	3
General Civil - Level 2	2024	4	-	-	-	-	-	-	-	-	-	-	-	4	300%	4
	2023	1	3	1	2	2	7	6	3	4	7	5	3	1	▲	44
General Civil - Level 3	2024	-	-	-	-	-	-	-	-	-	-	-	-	0	-100%	0
	2023	4	5	5	4	1	5	5	8	3	1	2	2	4	▼	45
Miscellaneous Civil	2024	86	-	-	-	-	-	-	-	-	-	-	-	86	-4%	86
	2023	90	107	92	65	58	58	59	71	63	82	48	50	90	▼	843
Misdemeanor	2024	57	-	-	-	-	-	-	-	-	-	-	-	57	8%	57
	2023	53	53	58	30	55	65	25	55	23	69	49	15	53	▲	550
Other	2024	2	-	-	-	-	-	-	-	-	-	-	-	2	2	2
	2023	-	-	-	1	4	2	2	4	1	3	2	3	0	↔	22
Other Criminally Related Matters	2024	1	-	-	-	-	-	-	-	-	-	-	-	1	-75%	1
	2023	4	3	7	2	4	3	-	6	4	5	2	3	4	▼	43
Probates/Wills & Trusts - Level 1	2024	-	-	-	-	-	-	-	-	-	-	-	-	0	0	0
	2023	-	-	-	-	-	-	-	-	1	-	-	-	0	↔	1
Probates/Wills & Trusts - Level 2	2024	1	-	-	-	-	-	-	-	-	-	-	-	1	1	1
	2023	-	-	1	-	-	2	-	1	6	1	1	-	0	↔	12
Protective Orders	2024	-	-	-	-	-	-	-	-	-	-	-	-	0	0	0
	2023	-	-	-	-	-	-	-	-	-	-	-	1	0	↔	1
Uncontested Divorce	2024	4	-	-	-	-	-	-	-	-	-	-	-	4	-33%	4
	2023	6	7	8	4	10	6	3	8	2	8	6	2	6	▼	70

This report reflects data in the case management system. Numbers will update accordingly as reports are refreshed and posted.

PLN-CCMS-10.01 CASELOAD STATISTICS OF THE CIRCUIT COURTS

Wise

January 2023 -- January 2024 Filings


Alexandria and Fairfax Circuit are not Included in State Totals

Dashboard

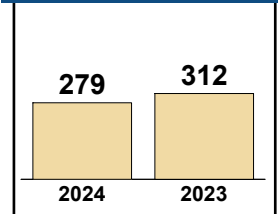
Court: Wise Circuit
Start/End Date: Jan-23 / Jan-24
2023 Average Month: 316
Jan-Jan 2023: 312
Filings Trending: ▼

Circuit/Court ID: 30 230195
Type of Case: Filings
2024 Average Month: 279
Jan-Jan 2024 : 279
Overall AVG. Month: 313

Monthly Filings Summary



Jan --- Jan Filings



Filings by Division

Divisions		Jan	Feb	Mar	Apr	May	Jun	Jul	Aug	Sep	Oct	Nov	Dec	Thru Jan	% Change	Total
Total	2024	279	-	-	-	-	-	-	-	-	-	-	-	279	-11%	279
	2023	312	322	471	279	322	294	255	471	264	319	273	213	312	▼	3,795
Civil	2024	21	-	-	-	-	-	-	-	-	-	-	-	21	-34%	21
	2023	32	40	44	26	27	24	21	41	28	39	24	32	32	▼	378
Criminal	2024	160	-	-	-	-	-	-	-	-	-	-	-	160	1%	160
	2023	158	125	265	136	154	140	147	322	160	168	181	110	158	▲	2,066
Concealed Handgun Permits	2024	72	-	-	-	-	-	-	-	-	-	-	-	72	-31%	72
	2023	104	134	131	83	115	96	71	77	56	84	46	56	104	▼	1,053
Miscellaneous/ Other	2024	26	-	-	-	-	-	-	-	-	-	-	-	26	44%	26
	2023	18	23	31	34	26	34	16	31	20	28	22	15	18	▲	298

Filings by Case Category

Case Categories		Jan	Feb	Mar	Apr	May	Jun	Jul	Aug	Sep	Oct	Nov	Dec	Thru Jan	% Change	Total
Administrative Law	2024	-	-	-	-	-	-	-	-	-	-	-	-	0	0	0
	2023	-	-	-	-	-	1	-	-	-	-	-	-	0	↔	1
Capital Murder	2024	-	-	-	-	-	-	-	-	-	-	-	-	0	0	0
	2023	-	-	-	-	-	1	-	-	-	-	-	-	0	↔	1
Contested Divorce	2024	2	-	-	-	-	-	-	-	-	-	-	-	2	-71%	2
	2023	7	7	8	6	2	4	4	4	3	5	1	10	7	▼	61
Domestic and Family - Level 1	2024	9	-	-	-	-	-	-	-	-	-	-	-	9	350%	9
	2023	2	4	9	9	6	4	5	8	2	10	6	2	2	▲	67
Domestic and Family - Level 2	2024	2	-	-	-	-	-	-	-	-	-	-	-	2	-60%	2
	2023	5	6	4	-	9	1	3	6	2	4	3	3	5	▼	46
Felonies and Related Matters	2024	126	-	-	-	-	-	-	-	-	-	-	-	126	18%	126
	2023	107	87	189	100	119	99	98	265	122	109	100	79	107	▲	1,474
General Civil - Level 1	2024	-	-	-	-	-	-	-	-	-	-	-	-	0	0	0
	2023	-	1	1	-	1	-	-	3	1	-	-	2	0	↔	9
General Civil - Level 2	2024	6	-	-	-	-	-	-	-	-	-	-	-	6	500%	6
	2023	1	2	3	9	2	11	3	11	4	5	5	7	1	▲	63
General Civil - Level 3	2024	1	-	-	-	-	-	-	-	-	-	-	-	1	-67%	1
	2023	3	3	8	5	3	4	1	1	1	3	6	1	3	▼	39
Miscellaneous Civil	2024	92	-	-	-	-	-	-	-	-	-	-	-	92	-23%	92
	2023	119	154	151	98	135	115	84	91	69	102	62	64	119	▼	1,244
Misdemeanor	2024	34	-	-	-	-	-	-	-	-	-	-	-	34	-29%	34
	2023	48	32	72	32	31	38	44	55	28	58	73	26	48	▼	537
Other	2024	2	-	-	-	-	-	-	-	-	-	-	-	2	2	2
	2023	-	1	1	7	1	3	1	5	3	6	2	2	0	↔	32
Other Criminally Related Matters	2024	-	-	-	-	-	-	-	-	-	-	-	-	0	-100%	0
	2023	4	6	6	4	4	4	5	4	10	1	8	5	4	▼	61
Probates/Wills & Trusts - Level 1	2024	-	-	-	-	-	-	-	-	-	-	-	-	0	0	0
	2023	-	-	-	-	-	-	-	-	1	-	-	-	0	↔	1
Probates/Wills & Trusts - Level 2	2024	2	-	-	-	-	-	-	-	-	-	-	-	2	-60%	2
	2023	5	3	2	2	3	-	1	3	2	1	3	5	5	▼	30
Uncontested Divorce	2024	3	-	-	-	-	-	-	-	-	-	-	-	3	-73%	3
	2023	11	16	17	7	6	9	6	15	16	15	4	7	11	▼	129

This report reflects data in the case management system. Numbers will update accordingly as reports are refreshed and posted.

PLN-CCMS-10.01 CASELOAD STATISTICS OF THE CIRCUIT COURTS

Prince William

January 2023 -- January 2024 Filings


Alexandria and Fairfax Circuit are not Included in State Totals

Dashboard

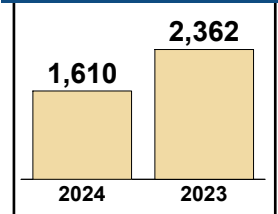
Court: Prince William Circuit
Start/End Date: Jan-23 / Jan-24
2023 Average Month: 1,733
Jan-Jan 2023: 2,362
Filings Trending: ▼

Circuit/Court ID: 31 231153
Type of Case: Filings
2024 Average Month: 1,610
Jan-Jan 2024 : 1,610
Overall AVG. Month: 1,724

Monthly Filings Summary



Jan --- Jan Filings



Filings by Division

Divisions		Jan	Feb	Mar	Apr	May	Jun	Jul	Aug	Sep	Oct	Nov	Dec	Thru Jan	% Change	Total
Total	2024	1,610	-	-	-	-	-	-	-	-	-	-	-	1,610	-32%	1,610
	2023	2,362	1,991	1,905	1,555	1,645	1,642	1,486	1,739	1,671	1,774	1,498	1,528	2,362	▼	20,796
Civil	2024	254	-	-	-	-	-	-	-	-	-	-	-	254	0%	254
	2023	255	263	315	249	273	273	251	336	280	326	300	283	255	▼	3,404
Criminal	2024	313	-	-	-	-	-	-	-	-	-	-	-	313	18%	313
	2023	265	372	379	275	336	349	324	419	410	302	291	425	265	▲	4,147
Concealed Handgun Permits	2024	505	-	-	-	-	-	-	-	-	-	-	-	505	-31%	505
	2023	728	631	634	547	551	497	474	483	472	630	473	436	728	▼	6,556
Miscellaneous/ Other	2024	531	-	-	-	-	-	-	-	-	-	-	-	531	-52%	531
	2023	1,109	722	568	475	483	515	432	499	499	509	429	379	1,109	▼	6,619
Others	2024	7	-	-	-	-	-	-	-	-	-	-	-	7	40%	7
	2023	5	3	9	9	2	8	5	2	10	7	5	5	5	▲	70

Filings by Case Category

Case Categories		Jan	Feb	Mar	Apr	May	Jun	Jul	Aug	Sep	Oct	Nov	Dec	Thru Jan	% Change	Total
Administrative Law	2024	2	-	-	-	-	-	-	-	-	-	-	-	2	0%	2
	2023	2	3	3	-	3	6	-	4	1	2	1	1	2	↔	26
Capital Murder	2024	1	-	-	-	-	-	-	-	-	-	-	-	1	1	1
	2023	-	-	-	5	-	-	1	-	2	2	-	8	0	↔	18
Contested Divorce	2024	29	-	-	-	-	-	-	-	-	-	-	-	29	-22%	29
	2023	37	28	41	26	26	31	29	42	36	34	28	22	37	▼	380
Domestic and Family - Level 1	2024	19	-	-	-	-	-	-	-	-	-	-	-	19	-14%	19
	2023	22	21	31	20	21	18	20	28	16	30	16	27	22	▼	270
Domestic and Family - Level 2	2024	51	-	-	-	-	-	-	-	-	-	-	-	51	168%	51
	2023	19	29	33	18	32	30	34	46	43	71	66	58	19	▲	479
Felonies and Related Matters	2024	165	-	-	-	-	-	-	-	-	-	-	-	165	45%	165
	2023	114	176	179	137	162	149	128	205	183	128	119	223	114	▲	1,903
General Civil - Level 1	2024	1	-	-	-	-	-	-	-	-	-	-	-	1	-80%	1
	2023	5	3	5	5	3	-	4	2	3	1	1	4	5	▼	36
General Civil - Level 2	2024	66	-	-	-	-	-	-	-	-	-	-	-	66	16%	66
	2023	57	65	78	71	67	64	62	98	86	67	83	68	57	▲	866
General Civil - Level 3	2024	19	-	-	-	-	-	-	-	-	-	-	-	19	-5%	19
	2023	20	24	33	32	30	31	16	19	19	35	24	29	20	▼	312
Miscellaneous Civil	2024	726	-	-	-	-	-	-	-	-	-	-	-	726	-26%	726
	2023	978	847	929	760	777	745	692	736	721	878	702	637	978	▼	9,402
Misdemeanor	2024	84	-	-	-	-	-	-	-	-	-	-	-	84	-5%	84
	2023	88	121	85	66	91	85	86	94	88	94	90	93	88	▼	1,081
Other	2024	294	-	-	-	-	-	-	-	-	-	-	-	294	-65%	294
	2023	844	501	257	261	235	244	197	228	234	231	191	165	844	▼	3,588
Other Criminally Related Matters	2024	65	-	-	-	-	-	-	-	-	-	-	-	65	-3%	65
	2023	67	83	117	70	91	115	113	126	142	86	86	105	67	▼	1,201
Probates/Wills & Trusts - Level 1	2024	3	-	-	-	-	-	-	-	-	-	-	-	3	50%	3
	2023	2	1	4	2	2	6	6	-	2	3	1	3	2	▲	32
Probates/Wills & Trusts - Level 2	2024	11	-	-	-	-	-	-	-	-	-	-	-	11	22%	11
	2023	9	14	14	11	19	23	14	14	16	10	10	13	9	▲	167
Uncontested Divorce	2024	74	-	-	-	-	-	-	-	-	-	-	-	74	-24%	74
	2023	98	75	96	71	86	95	84	97	79	102	80	72	98	▼	1,035

This report reflects data in the case management system. Numbers will update accordingly as reports are refreshed and posted.