

Dashboard	Monthly Filings Summary	Jan --- Sep Filings						
<p>Court: Virginia Circuit Start/End Date: Jan-23 / Sep-24 2023 Average Month: 37,686 Jan-Sep 2023: 346,368 Filings Trending: ↔</p> <p>Circuit/Court ID: 0 200999 Type of Case: Filings 2024 Average Month: 37,865 Jan-Sep 2024 : 340,788 Overall AVG. Month: 37,763</p>	<p>Jan 23 - Sep 24</p>	<table border="1" style="margin: auto;"> <tr> <td style="width: 50px; height: 50px; background-color: #f0e68c;"></td> <td style="width: 50px; height: 50px; background-color: #f0e68c;"></td> </tr> <tr> <td style="text-align: center;">340,788</td> <td style="text-align: center;">346,368</td> </tr> <tr> <td style="text-align: center;">2024</td> <td style="text-align: center;">2023</td> </tr> </table>			340,788	346,368	2024	2023
340,788	346,368							
2024	2023							

Filings by Division																
Divisions		Jan	Feb	Mar	Apr	May	Jun	Jul	Aug	Sep	Oct	Nov	Dec	Thru Sep	% Change	Total
Total	2024	38,739	39,477	41,314	39,063	37,228	34,742	37,533	37,271	35,421	-	-	-	340,788	-2%	340,788
	2023	42,929	38,531	46,044	35,441	39,811	36,355	33,607	38,169	35,481	38,097	33,513	34,251	346,368	▼	452,229
Civil	2024	5,075	5,733	5,935	6,044	5,707	5,618	5,558	5,864	5,588	-	-	-	51,122	3%	51,122
	2023	5,072	5,206	6,326	5,135	6,126	5,521	4,983	5,987	5,235	5,476	4,864	4,579	49,591	▲	64,510
Criminal	2024	13,761	13,786	14,656	14,727	14,371	13,263	14,207	13,792	13,622	-	-	-	126,185	-1%	126,185
	2023	14,598	13,102	15,858	12,583	14,435	14,453	13,215	14,894	14,322	15,066	13,010	12,299	127,460	▼	167,835
Concealed Handgun Permits	2024	10,444	10,540	10,722	9,466	8,377	7,354	8,578	8,734	8,600	-	-	-	82,815	-9%	82,815
	2023	13,249	11,908	13,568	9,917	9,802	8,497	8,017	8,486	7,808	9,489	8,680	7,981	91,252	▼	117,402
Miscellaneous/ Other	2024	9,324	9,302	9,903	8,734	8,688	8,390	9,060	8,743	7,490	-	-	-	79,634	3%	79,634
	2023	9,949	8,269	10,223	7,755	9,389	7,829	7,332	8,724	8,057	8,010	6,906	9,329	77,527	▲	101,772
Others	2024	135	116	98	92	85	117	130	138	121	-	-	-	1,032	92%	1,032
	2023	61	46	69	51	59	55	60	78	59	56	53	63	538	▲	710

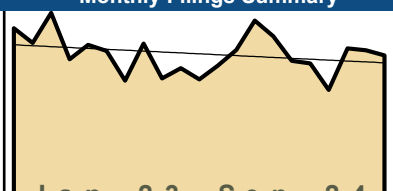
Filings by Case Category																
Case Categories		Jan	Feb	Mar	Apr	May	Jun	Jul	Aug	Sep	Oct	Nov	Dec	Thru Sep	% Change	Total
Administrative Law	2024	41	26	43	33	24	34	37	39	37	-	-	-	314	-8%	314
	2023	37	33	46	31	39	35	26	52	44	45	30	27	343	▼	445
Capital Murder	2024	18	15	13	7	8	7	7	3	10	-	-	-	88	-18%	88
	2023	14	6	12	15	17	4	17	10	12	10	4	9	107	▼	130
Contested Divorce	2024	576	631	687	717	633	563	618	661	618	-	-	-	5,704	0%	5,704
	2023	609	606	800	604	677	603	558	663	609	570	514	504	5,729	▼	7,317
Domestic and Family - Level 1	2024	594	754	735	732	766	793	663	732	631	-	-	-	6,400	2%	6,400
	2023	632	632	841	629	708	710	591	807	701	741	525	603	6,251	▲	8,120
Domestic and Family - Level 2	2024	335	442	483	460	357	396	364	474	287	-	-	-	3,598	21%	3,598
	2023	302	316	376	305	387	316	294	370	314	335	342	290	2,980	▲	3,947
Felonies and Related Matters	2024	9,276	8,940	9,640	9,736	9,354	8,715	9,328	8,827	9,287	-	-	-	83,103	-2%	83,103
	2023	9,907	8,847	10,643	8,484	9,592	9,479	8,841	9,842	9,474	9,912	8,557	8,108	85,109	▼	111,686
General Civil - Level 1	2024	60	76	71	66	68	82	61	79	71	-	-	-	634	-9%	634
	2023	69	70	80	78	105	83	66	76	66	77	61	70	693	▼	901
General Civil - Level 2	2024	1,188	1,214	1,345	1,357	1,357	1,401	1,358	1,472	1,329	-	-	-	12,021	10%	12,021
	2023	986	1,153	1,308	1,081	1,464	1,184	1,033	1,484	1,227	1,304	1,095	995	10,920	▲	14,314
General Civil - Level 3	2024	1,022	890	1,217	946	836	1,001	1,019	937	994	-	-	-	8,862	0%	8,862
	2023	1,089	841	1,045	887	1,226	976	898	1,001	917	928	884	919	8,880	▼	11,611
Miscellaneous Civil	2024	14,212	14,265	15,581	13,357	12,068	11,195	12,967	12,875	12,378	-	-	-	118,898	-7%	118,898
	2023	17,865	15,735	18,854	13,647	14,202	11,999	11,407	12,407	11,870	13,171	11,952	11,356	127,986	▼	164,465
Misdemeanor	2024	3,541	3,570	3,903	3,677	3,719	3,444	3,654	3,633	3,250	-	-	-	32,391	1%	32,391
	2023	3,679	3,285	4,025	3,022	3,759	3,642	3,240	3,800	3,660	3,892	3,417	3,151	32,112	▲	42,572
Other	2024	5,193	5,438	4,471	4,678	4,778	4,169	4,429	4,331	3,475	-	-	-	40,962	7%	40,962
	2023	4,989	4,270	4,540	3,816	4,528	4,139	3,752	4,425	3,674	4,082	3,483	5,648	38,133	▲	51,346
Other Criminally Related Matters	2024	1,023	1,361	1,201	1,444	1,357	1,205	1,325	1,427	1,252	-	-	-	11,595	5%	11,595
	2023	1,067	1,045	1,318	1,151	1,187	1,430	1,203	1,367	1,270	1,339	1,124	1,112	11,038	▲	14,613
Probates/Wills & Trusts - Level 1	2024	33	41	38	21	38	38	28	31	33	-	-	-	301	5%	301
	2023	27	30	27	19	27	47	36	31	44	28	13	22	288	▲	351
Probates/Wills & Trusts - Level 2	2024	253	270	313	295	259	263	266	254	303	-	-	-	2,476	4%	2,476
	2023	252	251	335	236	317	253	234	272	231	248	239	223	2,381	▲	3,091
Protective Orders	2024	14	21	19	20	18	23	16	11	20	-	-	-	162	-16%	162
	2023	18	25	37	11	25	16	15	26	21	27	27	25	194	▼	273
Uncontested Divorce	2024	1,360	1,523	1,554	1,517	1,588	1,413	1,393	1,485	1,446	-	-	-	13,279	0%	13,279
	2023	1,387	1,386	1,757	1,425	1,551	1,439	1,396	1,536	1,347	1,388	1,246	1,189	13,224	▲	17,047

CPSS-CCMS-10.01 CASELOAD STATISTICS OF THE CIRCUIT COURTS

Chesapeake

January 2023 -- September 2024 Filings

Alexandria and Fairfax Circuit are not Included in State Totals

Dashboard		Monthly Filings Summary		Jan --- Sep Filings	
<p>Court: Chesapeake Circuit Start/End Date: Jan-23 / Sep-24 2023 Average Month: 1,534 Jan-Sep 2023: 14,273 Filings Trending: ↔</p>	<p>Circuit/Court ID: 1 201550 Type of Case: Filings 2024 Average Month: 1,550 Jan-Sep 2024 : 13,953 Overall AVG. Month: 1,541</p>	 <p style="text-align: center; font-weight: bold; font-size: 1.2em;">Jan 23 - Sep 24</p>		<p style="font-size: 1.5em; font-weight: bold;">13,953</p> <div style="background-color: #f0e68c; width: 100px; height: 100px; margin: 0 auto;"></div> <p style="text-align: center; font-weight: bold;">2024</p>	<p style="font-size: 1.5em; font-weight: bold;">14,273</p> <div style="background-color: #f0e68c; width: 100px; height: 100px; margin: 0 auto;"></div> <p style="text-align: center; font-weight: bold;">2023</p>

Filings by Division																
Divisions		Jan	Feb	Mar	Apr	May	Jun	Jul	Aug	Sep	Oct	Nov	Dec	Thru Sep	% Change	Total
Total	2024	1,578	1,856	1,709	1,473	1,449	1,197	1,592	1,574	1,525	-	-	-	13,953	-2%	13,953
	2023	1,785	1,644	1,931	1,490	1,625	1,568	1,286	1,638	1,306	1,403	1,297	1,429	14,273	▼	18,402
Civil	2024	184	203	257	224	221	196	249	232	197	-	-	-	1,963	-5%	1,963
	2023	236	238	276	209	239	229	184	252	213	236	193	210	2,076	▼	2,715
Criminal	2024	603	544	612	523	496	401	536	576	560	-	-	-	4,851	-10%	4,851
	2023	609	611	746	556	603	659	452	636	511	511	525	575	5,383	▼	6,994
Concealed Handgun Permits	2024	387	385	364	329	308	232	434	407	370	-	-	-	3,216	3%	3,216
	2023	488	402	479	340	339	301	282	258	245	319	304	289	3,134	▲	4,046
Miscellaneous/Other	2024	404	723	475	397	424	367	369	355	397	-	-	-	3,911	7%	3,911
	2023	450	393	429	385	443	378	366	490	337	336	274	355	3,671	▲	4,636
Others	2024	-	1	1	-	-	1	4	4	1	-	-	-	12	33%	12
	2023	2	-	1	-	1	1	2	2	-	1	1	-	9	▲	11

Filings by Case Category																
Case Categories		Jan	Feb	Mar	Apr	May	Jun	Jul	Aug	Sep	Oct	Nov	Dec	Thru Sep	% Change	Total
Administrative Law	2024	1	-	1	-	1	1	1	1	-	-	-	-	6	-50%	6
	2023	1	-	4	-	1	1	1	4	-	1	2	-	12	▼	15
Capital Murder	2024	-	1	-	-	-	-	-	-	-	-	-	-	1	-75%	1
	2023	-	-	2	1	-	-	1	-	-	-	1	-	4	▼	5
Contested Divorce	2024	30	40	41	50	37	27	53	45	24	-	-	-	347	2%	347
	2023	30	40	48	38	40	35	26	43	39	37	31	35	339	▲	442
Domestic and Family - Level 1	2024	31	12	32	28	10	22	25	23	26	-	-	-	209	-31%	209
	2023	15	62	39	14	38	46	20	34	37	33	22	48	305	▼	408
Domestic and Family - Level 2	2024	10	6	19	7	3	3	10	9	3	-	-	-	70	-17%	70
	2023	8	8	12	9	8	10	12	11	6	11	13	6	84	▼	114
Felonies and Related Matters	2024	436	362	379	373	323	267	365	375	397	-	-	-	3,277	-13%	3,277
	2023	429	416	532	397	458	470	288	431	341	366	371	433	3,762	▼	4,932
General Civil - Level 1	2024	-	1	2	1	2	6	2	7	7	-	-	-	28	33%	28
	2023	2	3	3	3	3	3	-	3	1	-	-	2	21	▲	23
General Civil - Level 2	2024	19	29	61	33	38	58	49	37	71	-	-	-	395	-4%	395
	2023	39	30	39	30	45	36	37	120	35	33	38	34	411	▼	516
General Civil - Level 3	2024	13	13	38	18	21	28	15	12	33	-	-	-	191	-5%	191
	2023	41	15	15	18	15	16	8	61	11	15	12	13	200	▼	240
Miscellaneous Civil	2024	482	489	464	428	459	328	549	516	464	-	-	-	4,179	1%	4,179
	2023	615	535	633	476	419	395	386	354	338	409	393	393	4,151	▲	5,346
Misdemeanor	2024	131	151	177	112	131	104	126	160	133	-	-	-	1,225	-8%	1,225
	2023	147	160	171	141	116	153	142	163	142	119	114	111	1,335	▼	1,679
Other	2024	304	615	330	294	265	223	247	238	235	-	-	-	2,751	13%	2,751
	2023	308	251	265	238	338	279	253	259	243	247	184	246	2,434	▲	3,111
Other Criminally Related Matters	2024	36	30	56	40	42	38	45	41	31	-	-	-	359	17%	359
	2023	34	38	43	23	31	41	23	43	30	35	39	31	306	▲	411
Probates/Wills & Trusts - Level 1	2024	2	3	4	1	3	3	3	3	6	-	-	-	28	22%	28
	2023	3	3	1	2	2	4	1	2	5	3	-	-	23	▲	26
Probates/Wills & Trusts - Level 2	2024	12	17	11	13	15	8	10	13	10	-	-	-	109	21%	109
	2023	11	10	17	8	9	9	5	14	7	6	16	5	90	▲	117
Uncontested Divorce	2024	71	87	94	75	99	81	92	94	85	-	-	-	778	-2%	778
	2023	102	73	107	92	102	70	83	96	71	88	61	72	796	▼	1,017

This report reflects data in the case management system. Numbers will update accordingly as reports are refreshed and posted.

CPSS-CCMS-10.01 CASELOAD STATISTICS OF THE CIRCUIT COURTS

Accomack

January 2023 -- September 2024 Filings

Alexandria and Fairfax Circuit are not Included in State Totals

Dashboard		Monthly Filings Summary		Jan --- Sep Filings	
Court: Accomack Circuit	Circuit/Court ID: 2 202001			1,453	1,430
Start/End Date: Jan-23 / Sep-24	Type of Case: Filings				
2023 Average Month: 152	2024 Average Month: 161				
Jan-Sep 2023: 1,430	Jan-Sep 2024 : 1,453				
Filings Trending: ↔	Overall AVG. Month: 156				

Filings by Division																
Divisions		Jan	Feb	Mar	Apr	May	Jun	Jul	Aug	Sep	Oct	Nov	Dec	Thru Sep	% Change	Total
Total	2024	125	232	145	230	95	229	138	126	133	-	-	-	1,453	2%	1,453
	2023	146	221	136	199	191	131	107	200	99	171	101	127	1,430	▲	1,829
Civil	2024	19	17	21	18	6	13	22	8	42	-	-	-	166	14%	166
	2023	14	12	25	22	20	7	11	17	17	20	21	6	145	▲	192
Criminal	2024	31	137	32	142	36	168	73	68	51	-	-	-	738	35%	738
	2023	26	92	17	96	81	60	24	121	29	73	8	63	546	▲	690
Concealed Handgun Permits	2024	51	44	42	52	31	39	16	30	31	-	-	-	336	-27%	336
	2023	73	74	69	52	53	38	35	38	29	70	52	34	461	▼	617
Miscellaneous/ Other	2024	24	34	50	18	22	9	27	20	9	-	-	-	213	-23%	213
	2023	33	43	25	29	37	26	37	24	24	8	20	24	278	▼	330

Filings by Case Category																
Case Categories		Jan	Feb	Mar	Apr	May	Jun	Jul	Aug	Sep	Oct	Nov	Dec	Thru Sep	% Change	Total
Administrative Law	2024	-	-	1	-	-	-	-	-	-	-	-	-	1	-50%	1
	2023	-	1	-	-	1	-	-	-	-	1	-	-	2	▼	3
Capital Murder	2024	-	-	-	-	-	-	-	-	-	-	-	-	0	-100%	0
	2023	-	-	-	-	-	-	-	2	-	-	-	-	2	▼	2
Contested Divorce	2024	4	3	8	2	2	3	2	2	4	-	-	-	30	15%	30
	2023	3	3	5	3	2	1	1	5	3	2	-	-	26	▲	28
Domestic and Family - Level 1	2024	1	2	-	-	-	-	-	-	-	-	-	-	3	-73%	3
	2023	-	-	2	3	2	-	2	-	2	-	2	-	11	▼	13
Domestic and Family - Level 2	2024	-	1	1	-	-	2	2	1	15	-	-	-	22	340%	22
	2023	-	-	1	1	-	1	2	-	-	-	-	-	5	▲	5
Felonies and Related Matters	2024	18	122	15	113	28	134	46	47	32	-	-	-	555	65%	555
	2023	17	69	12	54	68	42	14	48	12	43	7	40	336	▲	426
General Civil - Level 1	2024	-	1	3	-	-	-	-	1	-	-	-	-	5	0%	5
	2023	-	-	-	-	-	1	-	2	-	-	1	1	5	↔	7
General Civil - Level 2	2024	3	2	6	2	2	2	3	5	2	-	-	-	27	-25%	27
	2023	5	2	4	2	4	2	3	8	6	1	7	10	36	▼	54
General Civil - Level 3	2024	13	8	8	2	3	2	12	1	16	-	-	-	65	44%	65
	2023	3	4	12	4	10	-	3	5	4	8	12	7	45	▲	72
Miscellaneous Civil	2024	59	57	56	59	35	44	28	41	39	-	-	-	418	-26%	418
	2023	88	89	82	62	64	47	49	46	36	78	61	43	563	▼	745
Misdemeanor	2024	10	13	11	24	6	28	23	18	17	-	-	-	150	-15%	150
	2023	7	21	4	40	10	14	2	69	9	25	1	18	176	▼	220
Other	2024	12	16	24	10	14	2	15	5	-	-	-	-	98	-23%	98
	2023	13	23	6	17	21	14	19	5	9	-	1	-	127	▼	128
Other Criminally Related Matters	2024	4	2	6	5	2	6	4	3	2	-	-	-	34	0%	34
	2023	2	2	2	2	3	4	8	2	9	5	-	5	34	↔	44
Probates/Wills & Trusts - Level 1	2024	-	-	-	-	-	-	-	-	-	-	-	-	0	-100%	0
	2023	-	1	-	-	-	-	-	-	-	-	-	-	1	▼	1
Probates/Wills & Trusts - Level 2	2024	-	-	-	2	-	-	-	-	-	-	-	-	2	0%	2
	2023	-	-	1	-	-	-	-	1	-	1	-	-	2	↔	3
Protective Orders	2024	-	-	-	1	-	-	-	-	-	-	-	-	1	-67%	1
	2023	1	-	1	1	-	-	-	-	-	-	-	-	3	▼	3
Uncontested Divorce	2024	1	5	6	10	3	6	3	2	6	-	-	-	42	-25%	42
	2023	7	6	4	10	6	5	4	7	7	7	9	3	56	▼	75

This report reflects data in the case management system. Numbers will update accordingly as reports are refreshed and posted.

CPSS-CCMS-10.01 CASELOAD STATISTICS OF THE CIRCUIT COURTS

Northampton

January 2023 -- September 2024 Filings

Alexandria and Fairfax Circuit are not Included in State Totals

Dashboard		Monthly Filings Summary		Jan --- Sep Filings	
Court: Northampton Circuit	Circuit/Court ID: 2 202131				
Start/End Date: Jan-23 / Sep-24	Type of Case: Filings				
2023 Average Month: 112	2024 Average Month: 123				
Jan-Sep 2023: 1,021	Jan-Sep 2024 : 1,111				
Filings Trending: ▲	Overall AVG. Month: 117				

Filings by Division																
Divisions		Jan	Feb	Mar	Apr	May	Jun	Jul	Aug	Sep	Oct	Nov	Dec	Thru Sep	% Change	Total
Total	2024	80	90	159	135	153	80	149	86	179	-	-	-	1,111	9%	1,111
	2023	120	138	85	73	127	95	80	155	148	159	107	55	1,021	▲	1,342
Civil	2024	2	7	5	8	4	7	5	3	13	-	-	-	54	-50%	54
	2023	3	8	6	10	5	7	13	33	22	20	5	2	107	▼	134
Criminal	2024	49	53	120	102	116	44	99	58	147	-	-	-	788	11%	788
	2023	86	108	57	34	110	69	48	92	108	101	76	40	712	▲	929
Concealed Handgun Permits	2024	19	17	22	16	15	15	13	9	14	-	-	-	140	-4%	140
	2023	25	15	13	26	10	14	12	19	12	31	17	11	146	▼	205
Miscellaneous/Other	2024	10	12	12	9	18	14	32	16	5	-	-	-	128	129%	128
	2023	6	7	9	3	2	5	7	11	6	7	9	2	56	▲	74
Others	2024	-	1	-	-	-	-	-	-	-	-	-	-	1	1	1
	2023	-	-	-	-	-	-	-	-	-	-	-	-	0	↔	0

Filings by Case Category																
Case Categories		Jan	Feb	Mar	Apr	May	Jun	Jul	Aug	Sep	Oct	Nov	Dec	Thru Sep	% Change	Total
Administrative Law	2024	1	-	-	-	-	-	-	1	-	-	-	-	2	100%	2
	2023	-	1	-	-	-	-	-	-	-	-	-	1	1	▲	2
Capital Murder	2024	-	-	2	-	-	-	-	-	-	-	-	-	2	0%	2
	2023	2	-	-	-	-	-	-	-	-	-	-	-	2	↔	2
Contested Divorce	2024	-	-	2	1	1	-	-	-	1	-	-	-	5	-38%	5
	2023	1	2	-	1	-	2	-	-	2	-	-	-	8	▼	8
Domestic and Family - Level 1	2024	1	-	-	-	1	2	1	-	1	-	-	-	6	20%	6
	2023	-	-	-	1	1	1	-	-	2	1	1	-	5	▲	7
Domestic and Family - Level 2	2024	-	-	-	1	-	1	-	-	2	-	-	-	4	100%	4
	2023	-	-	-	-	1	1	-	-	-	1	1	-	2	▲	4
Felonies and Related Matters	2024	16	25	63	64	81	17	43	25	37	-	-	-	371	15%	371
	2023	55	60	26	9	69	28	14	35	28	44	33	14	324	▲	415
General Civil - Level 2	2024	-	4	2	1	1	1	3	2	3	-	-	-	17	-74%	17
	2023	1	3	2	3	3	2	5	35	11	19	2	1	65	▼	87
General Civil - Level 3	2024	-	2	-	1	2	-	1	-	1	-	-	-	7	-53%	7
	2023	1	-	1	3	-	-	4	-	6	1	1	-	15	▼	17
Miscellaneous Civil	2024	24	22	25	23	21	20	22	13	18	-	-	-	188	-3%	188
	2023	31	22	21	29	11	18	18	27	16	35	26	13	193	▼	267
Misdemeanor	2024	22	26	45	26	32	21	41	26	105	-	-	-	344	13%	344
	2023	23	43	24	16	31	35	26	50	56	44	37	22	304	▲	407
Other	2024	5	8	10	3	10	9	22	12	1	-	-	-	80	3,900%	80
	2023	-	-	1	-	-	-	-	-	1	-	-	-	2	▲	2
Other Criminally Related Matters	2024	11	2	10	12	3	7	16	7	9	-	-	-	77	-9%	77
	2023	6	6	8	9	10	6	8	8	24	13	6	4	85	▼	108
Probates/Wills & Trusts - Level 2	2024	-	-	-	-	-	-	-	-	-	-	-	-	0	-100%	0
	2023	-	-	-	1	1	-	-	-	-	-	-	-	2	▼	2
Uncontested Divorce	2024	-	1	-	3	1	2	-	-	1	-	-	-	8	-38%	8
	2023	-	1	2	1	-	2	5	-	2	1	-	-	13	▼	14

This report reflects data in the case management system. Numbers will update accordingly as reports are refreshed and posted.

CPSS-CCMS-10.01 CASELOAD STATISTICS OF THE CIRCUIT COURTS

Virginia Beach

January 2023 -- September 2024 Filings

Alexandria and Fairfax Circuit are not Included in State Totals

Dashboard		Monthly Filings Summary		Jan --- Sep Filings					
<p>Court: Virginia Beach Circuit Start/End Date: Jan-23 / Sep-24 2023 Average Month: 1,912 Jan-Sep 2023: 11,939 Filings Trending: ▲</p>	<p>Circuit/Court ID: 2 202810 Type of Case: Filings 2024 Average Month: 1,383 Jan-Sep 2024 : 12,443 Overall AVG. Month: 1,685</p>			<table border="1" style="margin: auto;"> <tr> <td style="text-align: center; font-weight: bold;">12,443</td> <td style="text-align: center; font-weight: bold;">11,939</td> </tr> <tr> <td style="text-align: center;">2024</td> <td style="text-align: center;">2023</td> </tr> </table>		12,443	11,939	2024	2023
12,443	11,939								
2024	2023								

Filings by Division																
Divisions		Jan	Feb	Mar	Apr	May	Jun	Jul	Aug	Sep	Oct	Nov	Dec	Thru Sep	% Change	Total
Total	2024	1,333	1,384	1,239	1,548	1,345	1,343	1,460	1,398	1,393	-	-	-	12,443	4%	12,443
	2023	1,253	1,281	1,544	1,207	1,354	1,420	1,290	1,344	1,246	1,431	1,242	8,334	11,939	▲	22,946
Civil	2024	328	383	365	447	359	374	387	401	388	-	-	-	3,432	6%	3,432
	2023	338	354	382	303	399	382	348	380	348	359	336	303	3,234	▲	4,232
Criminal	2024	622	598	521	724	602	531	630	571	634	-	-	-	5,433	3%	5,433
	2023	545	558	689	542	619	589	593	602	543	676	556	705	5,280	▲	7,217
Concealed Handgun Permits	2024	-	-	-	-	-	-	-	-	-	-	-	-	0	0	0
	2023	-	-	-	-	-	-	-	-	-	-	-	6,987	0	↔	6,987
Miscellaneous/ Other	2024	381	396	353	377	380	435	441	426	370	-	-	-	3,559	4%	3,559
	2023	370	369	473	361	336	448	349	361	354	393	348	338	3,421	▲	4,500
Others	2024	2	7	-	-	4	3	2	-	1	-	-	-	19	375%	19
	2023	-	-	-	1	-	1	-	1	1	3	2	1	4	▲	10

Filings by Case Category																
Case Categories		Jan	Feb	Mar	Apr	May	Jun	Jul	Aug	Sep	Oct	Nov	Dec	Thru Sep	% Change	Total
Administrative Law	2024	2	2	-	4	1	2	-	-	3	-	-	-	14	250%	14
	2023	1	1	1	1	-	-	-	-	-	-	-	3	4	▲	10
Capital Murder	2024	1	1	1	-	-	-	-	-	-	-	-	-	3	0%	3
	2023	-	-	-	2	-	1	-	-	-	-	-	-	3	↔	3
Contested Divorce	2024	30	24	25	33	25	23	31	32	27	-	-	-	250	-3%	250
	2023	34	33	32	22	34	17	31	24	30	20	21	21	257	▼	319
Domestic and Family - Level 1	2024	38	39	41	43	33	48	43	55	43	-	-	-	383	5%	383
	2023	32	60	43	28	42	26	40	50	44	37	32	29	365	▲	463
Domestic and Family - Level 2	2024	22	20	23	24	21	21	25	26	18	-	-	-	200	16%	200
	2023	26	14	24	18	14	24	19	21	12	24	17	15	172	▲	228
Felonies and Related Matters	2024	437	330	332	430	373	284	337	345	384	-	-	-	3,252	4%	3,252
	2023	383	331	382	324	340	345	385	330	300	433	324	490	3,120	▲	4,367
General Civil - Level 1	2024	2	6	4	10	9	2	2	6	3	-	-	-	44	2%	44
	2023	2	4	4	6	2	9	4	5	7	10	5	7	43	▲	65
General Civil - Level 2	2024	80	92	88	101	74	95	70	103	89	-	-	-	792	30%	792
	2023	55	70	82	46	72	61	64	82	79	78	53	55	611	▲	797
General Civil - Level 3	2024	96	142	118	160	135	120	137	125	127	-	-	-	1,160	-4%	1,160
	2023	129	122	126	144	157	168	112	126	119	126	139	115	1,203	▼	1,583
Miscellaneous Civil	2024	165	223	188	189	189	193	244	201	201	-	-	-	1,793	10%	1,793
	2023	164	173	237	174	165	206	164	163	178	172	150	7,142	1,624	▲	9,088
Misdemeanor	2024	169	227	164	242	181	193	248	177	217	-	-	-	1,818	1%	1,818
	2023	145	181	264	186	244	185	183	212	201	222	192	177	1,801	▲	2,392
Other	2024	194	153	148	157	162	209	185	197	146	-	-	-	1,551	-1%	1,551
	2023	189	168	209	155	155	213	168	164	148	209	192	164	1,569	▼	2,134
Other Criminally Related Matters	2024	23	49	38	56	54	63	53	55	42	-	-	-	433	6%	433
	2023	19	53	45	35	39	62	35	72	49	27	46	44	409	▲	526
Probates/Wills & Trusts - Level 1	2024	2	2	1	2	1	-	2	1	2	-	-	-	13	86%	13
	2023	-	-	1	-	2	2	-	1	1	-	-	-	7	▲	7
Probates/Wills & Trusts - Level 2	2024	12	12	9	25	18	27	17	19	20	-	-	-	159	-2%	159
	2023	13	13	16	20	26	25	12	19	18	16	14	12	162	▼	204
Protective Orders	2024	-	1	1	1	1	1	-	2	3	-	-	-	10	25%	10
	2023	1	-	2	1	4	-	-	-	-	4	3	-	8	▲	15
Uncontested Divorce	2024	60	61	58	71	68	62	66	54	68	-	-	-	568	-2%	568
	2023	60	58	76	45	58	76	73	75	60	53	51	60	581	▼	745

This report reflects data in the case management system. Numbers will update accordingly as reports are refreshed and posted.

CPSA-CCMS-10.01 CASELOAD STATISTICS OF THE CIRCUIT COURTS

January 2023 -- September 2024 Filings

Alexandria and Fairfax Circuit are not Included in State Totals

Dashboard	Monthly Filings Summary	Jan --- Sep Filings				
<p>Court: Portsmouth Circuit Start/End Date: Jan-23 / Sep-24 2023 Average Month: 652 Jan-Sep 2023: 6,031 Filings Trending: ▼</p> <p>Circuit/Court ID: 3 203740 Type of Case: Filings 2024 Average Month: 588 Jan-Sep 2024 : 5,288 Overall AVG. Month: 624</p>	<p>Jan 23 - Sep 24</p>	<table border="1" style="margin: auto;"> <tr> <td style="text-align: center; width: 50px;">5,288</td> <td style="text-align: center; width: 50px;">6,031</td> </tr> <tr> <td style="text-align: center;">2024</td> <td style="text-align: center;">2023</td> </tr> </table>	5,288	6,031	2024	2023
5,288	6,031					
2024	2023					

Filings by Division																
Divisions		Jan	Feb	Mar	Apr	May	Jun	Jul	Aug	Sep	Oct	Nov	Dec	Thru Sep	% Change	Total
Total	2024	585	593	733	643	566	562	568	542	496	-	-	-	5,288	-12%	5,288
	2023	794	776	726	701	722	508	633	650	521	700	549	538	6,031	▼	7,818
Civil	2024	217	176	304	228	143	237	208	221	214	-	-	-	1,948	-7%	1,948
	2023	292	243	218	225	286	162	299	191	176	286	207	203	2,092	▼	2,788
Criminal	2024	95	96	151	110	161	109	110	127	98	-	-	-	1,057	-21%	1,057
	2023	117	174	99	163	188	131	129	208	132	132	93	133	1,341	▼	1,699
Concealed Handgun Permits	2024	120	132	114	117	119	102	109	89	93	-	-	-	995	-4%	995
	2023	183	144	149	102	115	79	86	105	78	109	81	98	1,041	▼	1,329
Miscellaneous/Other	2024	153	189	164	187	142	113	140	104	91	-	-	-	1,283	-17%	1,283
	2023	201	215	260	211	132	136	119	142	134	173	168	104	1,550	▼	1,995
Others	2024	-	-	-	1	1	1	1	1	-	-	-	-	5	-29%	5
	2023	1	-	-	-	1	-	-	4	1	-	-	-	7	▼	7

Filings by Case Category																
Case Categories		Jan	Feb	Mar	Apr	May	Jun	Jul	Aug	Sep	Oct	Nov	Dec	Thru Sep	% Change	Total
Administrative Law	2024	-	1	1	-	-	-	1	-	-	-	-	-	3	-63%	3
	2023	-	1	2	-	3	-	1	1	-	1	1	-	8	▼	10
Capital Murder	2024	-	-	1	-	2	1	1	-	2	-	-	-	7	-56%	7
	2023	4	6	-	1	3	-	2	-	-	-	-	-	16	▼	16
Contested Divorce	2024	5	7	10	11	6	6	6	7	12	-	-	-	70	-15%	70
	2023	8	9	11	10	10	7	8	8	11	6	7	8	82	▼	103
Domestic and Family - Level 1	2024	12	16	10	12	15	16	8	13	10	-	-	-	112	44%	112
	2023	10	11	14	14	4	3	4	14	4	17	17	17	78	▲	129
Domestic and Family - Level 2	2024	-	4	3	4	1	7	3	3	1	-	-	-	26	44%	26
	2023	-	-	2	2	2	2	1	2	7	1	2	6	18	▲	27
Felonies and Related Matters	2024	61	44	112	40	95	51	66	56	53	-	-	-	578	-21%	578
	2023	61	88	40	88	107	78	79	129	66	91	49	71	736	▼	947
General Civil - Level 1	2024	-	2	5	1	1	2	2	-	-	-	-	-	13	18%	13
	2023	1	-	3	1	1	1	1	2	1	1	-	1	11	▲	13
General Civil - Level 2	2024	13	14	21	23	24	19	17	22	17	-	-	-	170	1%	170
	2023	14	22	24	21	20	19	14	20	15	27	18	13	169	▲	227
General Civil - Level 3	2024	148	101	219	154	73	173	149	159	140	-	-	-	1,316	-14%	1,316
	2023	246	167	131	150	229	107	246	125	125	218	146	143	1,526	▼	2,033
Miscellaneous Civil	2024	208	236	194	218	189	160	180	170	175	-	-	-	1,730	-8%	1,730
	2023	303	254	280	236	175	146	146	179	160	186	194	167	1,879	▼	2,426
Misdemeanor	2024	25	35	25	35	38	41	24	42	29	-	-	-	294	-18%	294
	2023	34	41	30	36	45	27	37	55	53	25	33	50	358	▼	466
Other	2024	64	90	83	85	72	50	65	13	11	-	-	-	533	-24%	533
	2023	79	103	119	75	72	71	56	70	52	87	52	28	697	▼	864
Other Criminally Related Matters	2024	22	19	16	36	26	19	19	29	15	-	-	-	201	-20%	201
	2023	18	47	34	38	34	27	13	26	13	16	14	12	250	▼	292
Probates/Wills & Trusts - Level 1	2024	-	-	3	2	2	-	1	1	-	-	-	-	9	50%	9
	2023	-	3	1	1	-	-	-	-	1	-	-	1	6	▲	7
Probates/Wills & Trusts - Level 2	2024	5	4	6	2	3	2	4	4	3	-	-	-	33	14%	33
	2023	3	3	5	6	1	2	4	3	2	3	4	2	29	▲	38
Protective Orders	2024	-	-	-	-	-	-	-	-	-	-	-	-	0	-100%	0
	2023	1	3	6	1	-	-	-	-	-	-	-	-	11	▼	11
Uncontested Divorce	2024	22	20	24	20	19	15	22	23	28	-	-	-	193	23%	193
	2023	12	18	24	21	16	18	21	16	11	21	12	19	157	▲	209

This report reflects data in the case management system. Numbers will update accordingly as reports are refreshed and posted.

CPSS-CCMS-10.01 CASELOAD STATISTICS OF THE CIRCUIT COURTS

Norfolk

January 2023 -- September 2024 Filings

Alexandria and Fairfax Circuit are not Included in State Totals

Dashboard	Monthly Filings Summary	Jan --- Sep Filings
<p>Court: Norfolk Circuit Start/End Date: Jan-23 / Sep-24 2023 Average Month: 1,717 Jan-Sep 2023: 16,677 Filings Trending: ▼</p> <p>Circuit/Court ID: 4 204710 Type of Case: Filings 2024 Average Month: 1,657 Jan-Sep 2024 : 14,917 Overall AVG. Month: 1,691</p>	<p>Jan 23 - Sep 24</p>	<div style="display: flex; justify-content: space-around;"> <div style="text-align: center;"> <p>14,917</p> <div style="width: 40px; height: 40px; background-color: #f0e68c; margin: 0 auto;"></div> <p>2024</p> </div> <div style="text-align: center;"> <p>16,677</p> <div style="width: 40px; height: 40px; background-color: #f0e68c; margin: 0 auto;"></div> <p>2023</p> </div> </div>

Filings by Division																
Divisions		Jan	Feb	Mar	Apr	May	Jun	Jul	Aug	Sep	Oct	Nov	Dec	Thru Sep	% Change	Total
Total	2024	2,004	1,326	2,520	1,295	1,295	1,833	1,582	1,484	1,578	-	-	-	14,917	-11%	14,917
	2023	2,565	1,720	2,664	1,500	2,471	1,170	1,235	1,561	1,791	1,215	1,141	1,566	16,677	▼	20,599
Civil	2024	381	407	437	408	439	384	434	436	451	-	-	-	3,777	1%	3,777
	2023	399	410	480	382	417	433	374	464	374	407	365	353	3,733	▲	4,858
Criminal	2024	382	359	394	327	344	378	445	316	365	-	-	-	3,310	-6%	3,310
	2023	428	382	414	353	399	369	393	435	335	339	373	359	3,508	▼	4,579
Concealed Handgun Permits	2024	224	239	202	235	194	171	186	178	167	-	-	-	1,796	-14%	1,796
	2023	267	243	314	251	240	186	204	200	182	192	170	193	2,087	▼	2,642
Miscellaneous/ Other	2024	1,015	319	1,480	317	311	882	508	537	583	-	-	-	5,952	-19%	5,952
	2023	1,469	684	1,455	514	1,414	181	262	460	900	272	233	660	7,339	▼	8,504
Others	2024	2	2	7	8	7	18	9	17	12	-	-	-	82	720%	82
	2023	2	1	1	-	1	1	2	2	-	5	-	1	10	▲	16

Filings by Case Category																
Case Categories		Jan	Feb	Mar	Apr	May	Jun	Jul	Aug	Sep	Oct	Nov	Dec	Thru Sep	% Change	Total
Administrative Law	2024	7	2	7	-	1	9	3	3	1	-	-	-	33	-18%	33
	2023	8	2	3	1	9	1	1	7	8	1	-	4	40	▼	45
Capital Murder	2024	1	-	1	-	-	-	-	-	2	-	-	-	4	33%	4
	2023	-	-	-	-	-	-	3	-	-	-	-	-	3	▲	3
Contested Divorce	2024	80	70	88	79	87	61	89	83	97	-	-	-	734	1%	734
	2023	81	76	97	87	92	87	62	75	71	77	82	82	728	▲	969
Domestic and Family - Level 1	2024	54	48	41	16	24	38	36	31	41	-	-	-	329	17%	329
	2023	42	39	35	11	29	30	15	49	32	24	10	23	282	▲	339
Domestic and Family - Level 2	2024	38	15	51	13	14	28	20	15	14	-	-	-	208	-5%	208
	2023	39	18	38	13	48	7	4	19	34	13	9	23	220	▼	265
Felonies and Related Matters	2024	283	242	265	207	234	261	280	206	254	-	-	-	2,232	-6%	2,232
	2023	312	223	265	259	290	234	290	274	217	232	254	258	2,364	▼	3,108
General Civil - Level 1	2024	4	5	2	7	3	4	5	7	6	-	-	-	43	-17%	43
	2023	7	3	7	6	7	12	1	3	6	3	6	4	52	▼	65
General Civil - Level 2	2024	47	43	62	54	43	64	57	61	43	-	-	-	474	12%	474
	2023	36	51	54	36	43	51	37	62	52	47	41	36	422	▲	546
General Civil - Level 3	2024	152	34	224	30	46	141	67	92	84	-	-	-	870	-1%	870
	2023	137	24	156	31	225	55	33	81	134	46	42	72	876	▼	1,036
Miscellaneous Civil	2024	915	480	1,312	409	349	792	469	527	553	-	-	-	5,806	-27%	5,806
	2023	1,430	821	1,503	705	1,307	330	420	557	887	395	347	695	7,960	▼	9,397
Misdemeanor	2024	58	75	90	85	70	92	112	65	69	-	-	-	716	-6%	716
	2023	85	122	111	60	85	73	61	98	65	59	70	53	760	▼	942
Other	2024	106	62	56	144	142	113	180	127	140	-	-	-	1,070	75%	1,070
	2023	136	107	95	59	55	41	45	37	36	64	51	54	611	▲	780
Other Criminally Related Matters	2024	47	46	47	41	44	32	68	52	45	-	-	-	422	-5%	422
	2023	40	45	44	45	34	65	44	70	56	50	54	48	443	▼	595
Probates/Wills & Trusts - Level 1	2024	2	-	5	1	3	1	3	-	3	-	-	-	18	-14%	18
	2023	2	-	2	-	6	1	3	2	5	4	2	2	21	▼	29
Probates/Wills & Trusts - Level 2	2024	24	9	59	13	11	23	20	18	20	-	-	-	197	-8%	197
	2023	34	17	35	17	49	5	12	22	23	14	11	29	214	▼	268
Protective Orders	2024	4	6	7	1	2	2	-	-	3	-	-	-	25	-36%	25
	2023	3	3	6	-	6	3	6	9	3	5	7	7	39	▼	58
Uncontested Divorce	2024	182	189	203	195	222	172	173	197	203	-	-	-	1,736	6%	1,736
	2023	173	169	213	170	186	175	198	196	162	181	155	176	1,642	▲	2,154

This report reflects data in the case management system. Numbers will update accordingly as reports are refreshed and posted.

CPSS-CCMS-10.01 CASELOAD STATISTICS OF THE CIRCUIT COURTS

Isle of Wight

January 2023 -- September 2024 Filings

Alexandria and Fairfax Circuit are not Included in State Totals

Dashboard		Monthly Filings Summary		Jan --- Sep Filings	
Court: Isle of Wight Circuit	Circuit/Court ID: 5 205093				
Start/End Date: Jan-23 / Sep-24	Type of Case: Filings				
2023 Average Month: 162	2024 Average Month: 169				
Jan-Sep 2023: 1,482	Jan-Sep 2024 : 1,520				
Filings Trending: ▲	Overall AVG. Month: 165				

Filings by Division																
Divisions		Jan	Feb	Mar	Apr	May	Jun	Jul	Aug	Sep	Oct	Nov	Dec	Thru Sep	% Change	Total
Total	2024	181	156	191	154	178	154	168	138	200	-	-	-	1,520	3%	1,520
	2023	221	161	261	151	143	151	128	148	118	172	149	145	1,482	▲	1,948
Civil	2024	19	33	24	16	23	20	13	17	27	-	-	-	192	6%	192
	2023	27	17	23	25	16	24	15	18	16	23	14	24	181	▲	242
Criminal	2024	56	38	35	51	80	56	53	18	61	-	-	-	448	65%	448
	2023	29	17	65	15	29	43	15	33	25	45	53	36	271	▲	405
Concealed Handgun Permits	2024	90	63	101	64	50	53	77	81	97	-	-	-	676	-10%	676
	2023	126	112	121	87	70	52	67	70	50	82	65	64	755	▼	966
Miscellaneous/ Other	2024	16	22	30	23	24	24	24	21	15	-	-	-	199	-27%	199
	2023	38	15	52	24	28	31	31	27	27	22	17	21	273	▼	333
Others	2024	-	-	1	-	1	1	1	1	-	-	-	-	5	150%	5
	2023	1	-	-	-	-	1	-	-	-	-	-	-	2	▲	2

Filings by Case Category																
Case Categories		Jan	Feb	Mar	Apr	May	Jun	Jul	Aug	Sep	Oct	Nov	Dec	Thru Sep	% Change	Total
Administrative Law	2024	-	-	-	-	-	-	-	-	1	-	-	-	1	-50%	1
	2023	1	-	-	-	-	-	-	-	1	-	-	-	2	▼	2
Contested Divorce	2024	1	4	2	7	3	1	2	3	5	-	-	-	28	8%	28
	2023	2	2	4	5	3	1	1	4	4	7	1	1	26	▲	35
Domestic and Family - Level 1	2024	4	5	3	-	7	2	1	2	3	-	-	-	27	42%	27
	2023	7	-	2	2	2	3	1	2	-	-	2	-	19	▲	21
Domestic and Family - Level 2	2024	-	4	2	-	1	2	-	3	4	-	-	-	16	78%	16
	2023	2	-	3	-	-	2	-	2	-	-	-	4	9	▲	13
Felonies and Related Matters	2024	36	16	22	32	55	29	33	7	42	-	-	-	272	45%	272
	2023	19	16	44	11	23	31	9	22	12	27	36	24	187	▲	274
General Civil - Level 1	2024	-	-	1	-	-	1	-	-	-	-	-	-	2	100%	2
	2023	-	-	-	-	-	1	-	-	-	-	1	1	1	▲	3
General Civil - Level 2	2024	8	6	10	3	3	5	2	4	6	-	-	-	47	96%	47
	2023	4	4	5	3	2	3	2	1	-	4	2	1	24	▲	31
General Civil - Level 3	2024	2	4	1	1	2	5	2	1	4	-	-	-	22	-29%	22
	2023	5	2	1	5	3	4	7	3	1	3	2	4	31	▼	40
Miscellaneous Civil	2024	103	80	119	82	61	69	92	100	109	-	-	-	815	-11%	815
	2023	146	120	150	101	86	76	84	88	67	95	76	77	918	▼	1,166
Misdemeanor	2024	14	17	9	13	12	16	11	8	12	-	-	-	112	220%	112
	2023	5	-	8	3	4	2	3	5	5	15	11	5	35	▲	66
Other	2024	2	3	10	4	11	5	6	1	-	-	-	-	42	-60%	42
	2023	18	7	21	12	10	8	11	8	11	8	6	5	106	▼	125
Other Criminally Related Matters	2024	6	5	4	6	13	11	9	3	7	-	-	-	64	21%	64
	2023	6	3	13	1	3	10	3	6	8	4	6	7	53	▲	70
Probates/Wills & Trusts - Level 1	2024	-	-	-	-	-	-	-	-	-	-	-	-	0	0	0
	2023	-	-	-	-	-	-	-	-	-	-	-	2	0	↔	2
Probates/Wills & Trusts - Level 2	2024	2	2	4	2	1	1	-	1	-	-	-	-	13	86%	13
	2023	1	1	2	-	1	1	-	1	1	1	1	6	7	▲	15
Uncontested Divorce	2024	3	10	4	4	9	7	10	5	7	-	-	-	59	-8%	59
	2023	5	6	8	8	6	9	7	9	6	8	5	8	64	▼	85

This report reflects data in the case management system. Numbers will update accordingly as reports are refreshed and posted.

Dashboard		Monthly Filings Summary		Jan --- Sep Filings	
Court: Southampton Circuit	Circuit/Court ID: 5 205175	<p>Jan 23 - Sep 24</p>		<p>2024: 1,479 2023: 1,684</p>	
Start/End Date: Jan-23 / Sep-24	Type of Case: Filings				
2023 Average Month: 177	2024 Average Month: 164				
Jan-Sep 2023: 1,684	Jan-Sep 2024 : 1,479				
Filings Trending: ▼	Overall AVG. Month: 172				

Filings by Division																
Divisions		Jan	Feb	Mar	Apr	May	Jun	Jul	Aug	Sep	Oct	Nov	Dec	Thru Sep	% Change	Total
Total	2024	179	198	136	205	182	151	167	142	119	-	-	-	1,479	-12%	1,479
	2023	212	205	218	210	199	126	178	189	147	159	130	152	1,684	▼	2,125
Civil	2024	15	24	19	14	18	16	14	8	20	-	-	-	148	-14%	148
	2023	13	15	14	34	16	14	22	27	18	12	17	15	173	▼	217
Criminal	2024	83	91	63	110	83	72	74	66	50	-	-	-	692	-11%	692
	2023	91	102	87	104	105	51	98	79	57	66	65	63	774	▼	968
Concealed Handgun Permits	2024	42	57	33	36	37	34	38	33	33	-	-	-	343	-26%	343
	2023	80	60	87	44	43	36	31	48	37	52	32	53	466	▼	603
Miscellaneous/ Other	2024	39	26	21	45	43	29	41	35	16	-	-	-	295	9%	295
	2023	28	28	30	28	35	25	27	34	35	29	16	21	270	▲	336
Others	2024	-	-	-	-	1	-	-	-	-	-	-	-	1	0%	1
	2023	-	-	-	-	-	-	-	1	-	-	-	-	1	↔	1

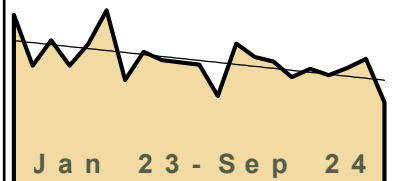
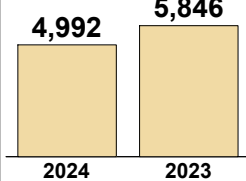
Filings by Case Category																
Case Categories		Jan	Feb	Mar	Apr	May	Jun	Jul	Aug	Sep	Oct	Nov	Dec	Thru Sep	% Change	Total
Administrative Law	2024	-	-	-	-	-	-	-	-	-	-	-	-	0	-100%	0
	2023	-	-	-	-	-	-	-	1	-	-	-	-	1	▼	1
Contested Divorce	2024	1	1	2	1	4	4	2	-	1	-	-	-	16	-11%	16
	2023	2	4	1	3	-	1	2	2	3	1	2	2	18	▼	23
Domestic and Family - Level 1	2024	-	1	-	1	1	1	-	1	2	-	-	-	7	-13%	7
	2023	-	-	1	1	2	-	1	3	-	1	1	-	8	▼	10
Domestic and Family - Level 2	2024	-	-	1	2	-	1	-	1	-	-	-	-	5	25%	5
	2023	-	-	-	1	-	-	1	1	1	1	-	-	4	▲	5
Felonies and Related Matters	2024	65	44	33	55	52	37	48	29	25	-	-	-	388	-21%	388
	2023	65	62	60	53	72	28	64	45	41	26	50	33	490	▼	599
General Civil - Level 1	2024	-	-	-	1	-	-	-	-	-	-	-	-	1	-67%	1
	2023	-	1	-	1	-	1	-	-	-	-	1	-	3	▼	4
General Civil - Level 2	2024	3	4	3	2	3	5	2	1	3	-	-	-	26	-19%	26
	2023	1	4	4	3	5	2	1	8	4	2	2	6	32	▼	42
General Civil - Level 3	2024	7	12	4	4	5	1	3	3	5	-	-	-	44	-14%	44
	2023	6	2	-	18	2	5	10	5	3	3	5	3	51	▼	62
Miscellaneous Civil	2024	56	68	48	52	50	39	55	46	45	-	-	-	459	-23%	459
	2023	92	75	104	61	59	47	44	62	53	68	40	63	597	▼	768
Misdemeanor	2024	13	24	12	34	15	16	14	31	18	-	-	-	177	-4%	177
	2023	16	29	14	37	22	15	15	27	9	16	11	20	184	▼	231
Other	2024	26	15	7	29	30	24	25	22	7	-	-	-	185	28%	185
	2023	16	11	14	12	18	17	16	22	19	14	13	12	145	▲	184
Other Criminally Related Matters	2024	5	23	18	21	16	19	12	6	7	-	-	-	127	26%	127
	2023	10	11	13	14	11	8	19	8	7	24	4	10	101	▲	139
Probates/Wills & Trusts - Level 1	2024	-	-	1	-	-	-	-	-	-	-	-	-	1	-50%	1
	2023	-	-	-	-	-	-	-	-	2	-	-	1	2	▼	3
Probates/Wills & Trusts - Level 2	2024	-	-	-	-	3	-	-	-	-	-	-	-	3	0%	3
	2023	-	1	-	-	2	-	-	-	-	-	-	-	3	↔	3
Protective Orders	2024	-	-	-	-	-	-	-	-	-	-	-	-	0	-100%	0
	2023	1	-	-	2	-	-	-	-	-	-	-	-	3	▼	3
Uncontested Divorce	2024	3	6	7	3	3	4	6	2	6	-	-	-	40	-5%	40
	2023	3	5	7	4	6	2	5	5	5	2	2	2	42	▼	48

This report reflects data in the case management system. Numbers will update accordingly as reports are refreshed and posted.

CPSS-CCMS-10.01 CASELOAD STATISTICS OF THE CIRCUIT COURTS

January 2023 -- September 2024 Filings

Alexandria and Fairfax Circuit are not Included in State Totals

Dashboard	Monthly Filings Summary	Jan --- Sep Filings
<p>Court: Suffolk Circuit Start/End Date: Jan-23 / Sep-24 2023 Average Month: 618 Jan-Sep 2023: 5,846 Filings Trending: ▼</p>	<p>Circuit/Court ID: 5 205800 Type of Case: Filings 2024 Average Month: 555 Jan-Sep 2024 : 4,992 Overall AVG. Month: 591</p>  <p style="text-align: center;">Jan 23 - Sep 24</p>	<div style="text-align: center;"> <p>4,992 5,846</p>  <p>2024 2023</p> </div>

Filings by Division																
Divisions		Jan	Feb	Mar	Apr	May	Jun	Jul	Aug	Sep	Oct	Nov	Dec	Thru Sep	% Change	Total
Total	2024	671	607	586	511	551	521	556	598	391	-	-	-	4,992	-15%	4,992
	2023	808	566	686	566	668	830	498	632	592	582	571	421	5,846	▼	7,420
Civil	2024	64	86	71	74	92	76	67	80	52	-	-	-	662	-3%	662
	2023	68	64	88	67	91	82	65	68	88	73	62	51	681	▼	867
Criminal	2024	317	251	243	203	231	230	201	278	97	-	-	-	2,051	-24%	2,051
	2023	372	213	264	203	330	499	211	334	286	285	290	140	2,712	▼	3,427
Concealed Handgun Permits	2024	175	174	155	129	132	136	150	142	134	-	-	-	1,327	-16%	1,327
	2023	246	187	232	198	139	152	156	138	129	142	152	144	1,577	▼	2,015
Miscellaneous/ Other	2024	114	93	116	103	94	78	135	97	106	-	-	-	936	7%	936
	2023	121	102	101	98	108	96	66	91	89	81	66	86	872	▲	1,105
Others	2024	1	3	1	2	2	1	3	1	2	-	-	-	16	300%	16
	2023	1	-	1	-	-	1	-	1	-	1	1	-	4	▲	6

Filings by Case Category																
Case Categories		Jan	Feb	Mar	Apr	May	Jun	Jul	Aug	Sep	Oct	Nov	Dec	Thru Sep	% Change	Total
Administrative Law	2024	-	-	-	-	-	-	-	-	-	-	-	-	0	-100%	0
	2023	1	-	-	-	-	-	-	1	-	-	-	1	2	▼	3
Capital Murder	2024	-	-	1	-	-	-	-	-	-	-	-	-	1	-67%	1
	2023	1	-	-	-	-	-	-	2	-	-	-	-	3	▼	3
Contested Divorce	2024	8	8	12	10	8	10	10	13	4	-	-	-	83	17%	83
	2023	12	10	7	6	7	9	4	5	11	9	8	7	71	▲	95
Domestic and Family - Level 1	2024	8	10	3	2	14	7	9	5	6	-	-	-	64	31%	64
	2023	7	4	6	5	5	6	4	2	10	6	7	5	49	▲	67
Domestic and Family - Level 2	2024	4	11	10	3	7	15	11	11	8	-	-	-	80	-1%	80
	2023	11	6	15	7	10	11	8	6	7	5	5	4	81	▼	95
Felonies and Related Matters	2024	216	138	144	131	131	113	136	179	62	-	-	-	1,250	-27%	1,250
	2023	220	146	162	113	132	410	139	218	173	189	157	81	1,713	▼	2,140
General Civil - Level 1	2024	-	-	1	-	-	1	-	-	1	-	-	-	3	-57%	3
	2023	1	-	-	-	2	2	1	-	1	2	1	-	7	▼	10
General Civil - Level 2	2024	10	15	23	15	21	13	19	16	9	-	-	-	141	3%	141
	2023	8	15	20	15	17	15	12	15	20	22	10	5	137	▲	174
General Civil - Level 3	2024	17	8	5	9	14	4	5	8	8	-	-	-	78	-14%	78
	2023	10	8	12	4	11	7	13	14	12	10	9	8	91	▼	118
Miscellaneous Civil	2024	207	221	201	171	183	159	204	187	178	-	-	-	1,711	-13%	1,711
	2023	299	225	275	245	185	191	196	185	168	183	186	183	1,969	▼	2,521
Misdemeanor	2024	81	90	76	53	79	88	58	80	28	-	-	-	633	-25%	633
	2023	127	55	74	83	185	71	55	98	92	65	116	41	840	▼	1,062
Other	2024	81	50	69	62	43	60	81	51	61	-	-	-	558	15%	558
	2023	69	61	56	53	61	55	32	45	52	40	37	44	484	▲	605
Other Criminally Related Matters	2024	21	23	22	19	21	29	7	19	7	-	-	-	168	0%	168
	2023	24	12	28	10	21	19	17	16	21	31	17	18	168	↔	234
Probates/Wills & Trusts - Level 1	2024	1	1	-	-	1	-	-	3	-	-	-	-	6	50%	6
	2023	2	1	-	1	-	-	-	-	-	-	-	-	4	▲	4
Probates/Wills & Trusts - Level 2	2024	2	9	1	7	2	2	2	4	3	-	-	-	32	-6%	32
	2023	-	2	6	4	8	5	4	4	1	5	6	4	34	▼	49
Uncontested Divorce	2024	15	23	18	29	27	20	14	22	16	-	-	-	184	-5%	184
	2023	16	21	25	20	24	29	13	21	24	15	12	20	193	▼	240

This report reflects data in the case management system. Numbers will update accordingly as reports are refreshed and posted.

CPSS-CCMS-10.01 CASELOAD STATISTICS OF THE CIRCUIT COURTS

January 2023 -- September 2024 Filings

Alexandria and Fairfax Circuit are not Included in State Totals

Dashboard		Monthly Filings Summary		Jan --- Sep Filings	
<p>Court: Brunswick Circuit Start/End Date: Jan-23 / Sep-24 2023 Average Month: 101 Jan-Sep 2023: 943 Filings Trending: ▲</p>	<p>Circuit/Court ID: 6 206025 Type of Case: Filings 2024 Average Month: 122 Jan-Sep 2024 : 1,099 Overall AVG. Month: 110</p>	<p style="text-align: center; font-weight: bold; color: white;">Jan 23 - Sep 24</p>		<div style="display: flex; justify-content: space-around; align-items: center;"> <div style="text-align: center;"> <p style="font-weight: bold; color: white;">1,099</p> <div style="width: 40px; height: 40px; background-color: #f0e68c; margin: 0 auto;"></div> <p style="font-weight: bold; color: white;">2024</p> </div> <div style="text-align: center;"> <p style="font-weight: bold; color: white;">943</p> <div style="width: 40px; height: 40px; background-color: #f0e68c; margin: 0 auto;"></div> <p style="font-weight: bold; color: white;">2023</p> </div> </div>	

Filings by Division																
Divisions		Jan	Feb	Mar	Apr	May	Jun	Jul	Aug	Sep	Oct	Nov	Dec	Thru Sep	% Change	Total
Total	2024	91	115	87	170	126	118	107	171	114	-	-	-	1,099	17%	1,099
	2023	123	151	77	112	86	85	79	152	78	86	107	76	943	▲	1,212
Civil	2024	3	7	1	11	12	1	8	8	7	-	-	-	58	-2%	58
	2023	7	5	7	15	4	6	7	5	3	10	13	12	59	▼	94
Criminal	2024	41	56	24	110	66	78	46	106	66	-	-	-	593	22%	593
	2023	59	91	40	46	46	40	37	86	43	34	37	40	488	▲	599
Concealed Handgun Permits	2024	37	33	45	36	24	22	32	34	16	-	-	-	279	3%	279
	2023	51	43	12	30	17	28	22	45	23	16	42	15	271	▲	344
Miscellaneous/ Other	2024	10	19	17	13	24	17	21	23	25	-	-	-	169	39%	169
	2023	6	12	18	21	19	11	13	13	9	26	15	9	122	▲	172
Others	2024	-	-	-	-	-	-	-	-	-	-	-	-	0	-100%	0
	2023	-	-	-	-	-	-	-	3	-	-	-	-	3	▼	3

Filings by Case Category																
Case Categories		Jan	Feb	Mar	Apr	May	Jun	Jul	Aug	Sep	Oct	Nov	Dec	Thru Sep	% Change	Total
Administrative Law	2024	-	-	1	-	-	-	-	-	-	-	-	-	1	1	1
	2023	-	-	-	-	-	-	-	-	-	-	-	-	0	↔	0
Contested Divorce	2024	1	1	-	2	2	-	-	2	-	-	-	-	8	0%	8
	2023	-	1	2	1	1	1	1	1	-	-	-	-	8	↔	8
Domestic and Family - Level 1	2024	-	-	-	-	-	-	4	1	-	-	-	-	5	-62%	5
	2023	2	-	-	9	-	-	-	2	-	4	-	3	13	▼	20
Domestic and Family - Level 2	2024	-	-	-	-	-	-	-	1	1	-	-	-	2	100%	2
	2023	1	-	-	-	-	-	-	-	-	1	1	-	1	▲	3
Felonies and Related Matters	2024	14	30	17	63	42	38	14	68	31	-	-	-	317	16%	317
	2023	32	65	24	20	20	25	16	51	21	9	13	9	274	▲	305
General Civil - Level 1	2024	-	-	-	-	1	-	-	-	-	-	-	-	1	-50%	1
	2023	-	-	-	-	2	-	-	-	-	1	-	1	2	▼	4
General Civil - Level 2	2024	-	1	1	4	4	-	2	-	4	-	-	-	16	45%	16
	2023	1	1	1	2	2	2	-	1	1	1	2	2	11	▲	16
General Civil - Level 3	2024	-	-	-	2	1	-	2	1	-	-	-	-	6	-40%	6
	2023	2	2	1	1	-	1	2	-	1	1	2	2	10	▼	15
Miscellaneous Civil	2024	46	41	52	41	27	30	40	42	26	-	-	-	345	1%	345
	2023	54	52	21	37	26	37	33	54	26	33	47	20	340	▲	440
Misdemeanor	2024	24	23	5	32	14	21	15	29	23	-	-	-	186	19%	186
	2023	23	25	8	16	14	9	16	26	19	18	17	9	156	▲	200
Other	2024	1	11	9	8	20	9	13	15	16	-	-	-	102	89%	102
	2023	2	4	10	14	7	1	3	7	6	10	10	3	54	▲	77
Other Criminally Related Matters	2024	3	3	2	16	10	19	17	9	12	-	-	-	91	54%	91
	2023	4	1	8	10	12	6	5	9	4	7	13	27	59	▲	106
Probates/Wills & Trusts - Level 1	2024	-	-	-	-	1	-	-	-	-	-	-	-	1	1	1
	2023	-	-	-	-	-	-	-	-	-	-	-	-	0	↔	0
Probates/Wills & Trusts - Level 2	2024	-	1	-	-	2	-	-	-	-	-	-	-	3	0%	3
	2023	-	-	-	-	1	-	2	-	-	-	-	-	3	↔	3
Protective Orders	2024	-	1	-	-	-	-	-	-	-	-	-	-	1	1	1
	2023	-	-	-	-	-	-	-	-	-	-	-	-	0	↔	0
Uncontested Divorce	2024	2	3	-	2	2	1	-	3	1	-	-	-	14	17%	14
	2023	2	-	2	2	1	3	1	1	-	1	2	-	12	▲	15

This report reflects data in the case management system. Numbers will update accordingly as reports are refreshed and posted.

CPSS-CCMS-10.01 CASELOAD STATISTICS OF THE CIRCUIT COURTS

Greenville

January 2023 -- September 2024 Filings

Alexandria and Fairfax Circuit are not Included in State Totals

Dashboard		Monthly Filings Summary		Jan --- Sep Filings		
Court: Greenville Circuit	Circuit/Court ID: 6 206081			1,002	989	
Start/End Date: Jan-23 / Sep-24	Type of Case: Filings				2024	2023
2023 Average Month: 107	2024 Average Month: 111					
Jan-Sep 2023: 989	Jan-Sep 2024 : 1,002					
Filings Trending: ↔	Overall AVG. Month: 109					
		Jan 23 - Sep 24				

Filings by Division																
Divisions		Jan	Feb	Mar	Apr	May	Jun	Jul	Aug	Sep	Oct	Nov	Dec	Thru Sep	% Change	Total
Total	2024	148	126	128	100	114	84	100	101	101	-	-	-	1,002	1%	1,002
	2023	116	88	149	92	89	105	75	110	165	87	119	83	989	▲	1,278
Civil	2024	10	10	11	7	9	8	14	10	13	-	-	-	92	11%	92
	2023	4	7	12	5	10	13	7	16	9	10	6	6	83	▲	105
Criminal	2024	98	68	62	47	48	56	60	53	47	-	-	-	539	2%	539
	2023	58	40	88	41	40	62	47	37	114	41	89	60	527	▲	717
Concealed Handgun Permits	2024	27	21	22	26	19	9	13	18	22	-	-	-	177	-19%	177
	2023	32	28	28	24	20	20	17	27	23	18	13	8	219	▼	258
Miscellaneous/ Other	2024	13	27	33	20	37	11	13	20	19	-	-	-	193	23%	193
	2023	22	13	21	21	18	10	4	30	18	18	11	9	157	▲	195
Others	2024	-	-	-	-	1	-	-	-	-	-	-	-	1	-67%	1
	2023	-	-	-	1	1	-	-	-	1	-	-	-	3	▼	3

Filings by Case Category																
Case Categories		Jan	Feb	Mar	Apr	May	Jun	Jul	Aug	Sep	Oct	Nov	Dec	Thru Sep	% Change	Total
Administrative Law	2024	-	-	-	-	-	-	1	1	-	-	-	-	2	2	2
	2023	-	-	-	-	-	-	-	-	-	-	-	1	0	↔	1
Capital Murder	2024	-	-	-	-	-	-	-	-	-	-	-	-	0	-100%	0
	2023	-	-	1	-	1	-	-	-	-	-	-	-	2	▼	2
Contested Divorce	2024	-	1	-	1	1	-	2	-	-	-	-	-	5	-17%	5
	2023	-	2	-	-	2	2	-	-	-	-	-	1	6	▼	7
Domestic and Family - Level 1	2024	-	-	1	2	-	1	3	-	1	-	-	-	8	-20%	8
	2023	-	1	2	1	-	-	1	3	2	2	-	-	10	▼	12
Domestic and Family - Level 2	2024	-	1	1	-	-	1	-	-	-	-	-	-	3	-50%	3
	2023	1	-	1	-	-	4	-	-	-	2	-	1	6	▼	9
Felonies and Related Matters	2024	70	32	29	26	22	46	33	31	25	-	-	-	314	-4%	314
	2023	35	27	55	25	30	44	24	21	65	28	59	44	326	▼	457
General Civil - Level 1	2024	-	-	-	-	-	-	-	1	-	-	-	-	1	1	1
	2023	-	-	-	-	-	-	-	-	-	1	-	-	0	↔	1
General Civil - Level 2	2024	5	4	2	2	3	4	2	2	3	-	-	-	27	29%	27
	2023	2	1	3	1	3	3	2	3	3	1	1	-	21	▲	23
General Civil - Level 3	2024	3	2	1	-	4	2	2	5	6	-	-	-	25	47%	25
	2023	2	1	-	-	2	-	1	6	5	3	1	-	17	▲	21
Miscellaneous Civil	2024	29	27	33	34	28	14	17	22	28	-	-	-	232	-18%	232
	2023	44	32	39	28	26	26	20	41	27	24	18	13	283	▼	338
Misdemeanor	2024	23	27	28	15	13	10	13	7	21	-	-	-	157	11%	157
	2023	13	10	15	14	9	17	14	9	40	11	28	13	141	▲	193
Other	2024	8	20	22	12	27	6	10	15	14	-	-	-	134	37%	134
	2023	8	8	11	18	14	5	2	18	14	10	5	4	98	▲	117
Other Criminally Related Matters	2024	7	9	5	6	13	-	15	15	1	-	-	-	71	20%	71
	2023	10	3	17	2	1	1	9	7	9	4	2	4	59	▲	69
Probates/Wills & Trusts - Level 2	2024	1	-	1	-	-	-	-	-	-	-	-	-	2	100%	2
	2023	-	-	1	-	-	-	-	-	-	-	-	-	1	▲	1
Uncontested Divorce	2024	2	3	5	2	3	-	2	2	2	-	-	-	21	11%	21
	2023	1	3	4	3	1	3	2	2	-	1	5	2	19	▲	27

This report reflects data in the case management system. Numbers will update accordingly as reports are refreshed and posted.

CPSS-CCMS-10.01 CASELOAD STATISTICS OF THE CIRCUIT COURTS

Prince George

January 2023 -- September 2024 Filings

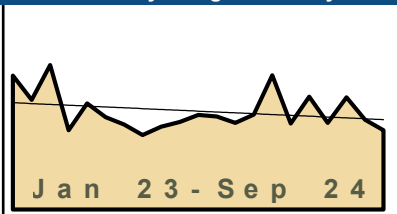
Alexandria and Fairfax Circuit are not Included in State Totals

Dashboard

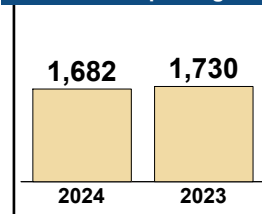
Court: Prince George Circuit
Start/End Date: Jan-23 / Sep-24
2023 Average Month: 188
Jan-Sep 2023: 1,730
Filings Trending: ▼

Circuit/Court ID: 6 206149
Type of Case: Filings
2024 Average Month: 187
Jan-Sep 2024 : 1,682
Overall AVG. Month: 187

Monthly Filings Summary



Jan --- Sep Filings



Filings by Division

Divisions		Jan	Feb	Mar	Apr	May	Jun	Jul	Aug	Sep	Oct	Nov	Dec	Thru Sep	% Change	Total
Total	2024	165	181	256	164	215	165	214	171	151	-	-	-	1,682	-3%	1,682
	2023	255	209	275	151	202	176	162	142	158	167	180	177	1,730	▼	2,254
Civil	2024	16	24	30	28	24	24	24	32	27	-	-	-	229	21%	229
	2023	28	15	32	24	18	23	18	15	16	15	26	30	189	▲	260
Criminal	2024	53	80	140	42	120	74	117	71	67	-	-	-	764	4%	764
	2023	105	87	115	48	102	60	74	62	84	74	82	88	737	▲	981
Concealed Handgun Permits	2024	79	57	71	74	56	59	51	53	46	-	-	-	546	-21%	546
	2023	113	97	106	71	64	79	60	50	47	66	61	46	687	▼	860
Miscellaneous/ Other	2024	8	15	15	19	15	6	22	15	10	-	-	-	125	8%	125
	2023	9	10	22	8	18	14	10	14	11	12	11	13	116	▲	152
Others	2024	9	5	-	1	-	2	-	-	1	-	-	-	18	1,700%	18
	2023	-	-	-	-	-	-	-	1	-	-	-	-	1	▲	1

Filings by Case Category


Case Categories		Jan	Feb	Mar	Apr	May	Jun	Jul	Aug	Sep	Oct	Nov	Dec	Thru Sep	% Change	Total
Contested Divorce	2024	3	5	7	3	2	1	3	5	3	-	-	-	32	-3%	32
	2023	3	1	4	9	2	2	4	5	3	2	2	1	33	▼	38
Domestic and Family - Level 1	2024	1	3	5	4	-	7	6	7	-	-	-	-	33	57%	33
	2023	3	1	2	5	-	5	3	1	1	3	5	9	21	▲	38
Domestic and Family - Level 2	2024	1	-	1	-	-	1	3	1	-	-	-	-	7	17%	7
	2023	3	1	1	-	-	1	-	-	-	-	1	2	6	▲	9
Felonies and Related Matters	2024	32	37	74	29	83	47	83	43	50	-	-	-	478	6%	478
	2023	51	44	74	27	65	39	53	42	57	49	57	60	452	▲	618
General Civil - Level 1	2024	-	1	-	-	-	-	-	-	2	-	-	-	3	-40%	3
	2023	-	-	-	-	2	1	-	-	2	-	1	-	5	▼	6
General Civil - Level 2	2024	2	6	6	6	11	6	1	7	5	-	-	-	50	43%	50
	2023	5	4	6	1	6	6	3	1	3	4	5	8	35	▲	52
General Civil - Level 3	2024	4	-	1	4	2	2	2	8	7	-	-	-	30	-3%	30
	2023	9	2	5	-	2	5	4	3	1	4	3	1	31	▼	39
Miscellaneous Civil	2024	87	71	86	93	71	64	72	65	55	-	-	-	664	-16%	664
	2023	122	106	127	79	78	92	70	64	57	75	71	59	795	▼	1,000
Misdemeanor	2024	17	35	61	10	31	27	31	24	12	-	-	-	248	-1%	248
	2023	49	40	38	17	34	19	16	14	24	22	23	22	251	▼	318
Other	2024	9	5	1	1	1	2	1	-	1	-	-	-	21	425%	21
	2023	2	-	-	-	1	-	-	1	-	-	-	1	4	▲	5
Other Criminally Related Matters	2024	4	8	6	7	6	-	5	4	6	-	-	-	46	28%	46
	2023	5	3	3	4	4	3	5	6	3	3	2	7	36	▲	48
Probates/Wills & Trusts - Level 1	2024	-	-	2	-	-	1	-	-	-	-	-	-	3	200%	3
	2023	-	1	-	-	-	-	-	-	-	-	-	-	1	▲	1
Probates/Wills & Trusts - Level 2	2024	-	3	1	1	-	1	1	-	2	-	-	-	9	80%	9
	2023	-	2	-	1	1	-	-	1	-	-	-	1	5	▲	6
Protective Orders	2024	-	1	-	1	-	-	-	-	-	-	-	-	2	2	2
	2023	-	-	-	-	-	-	-	-	-	-	-	3	0	↔	3
Uncontested Divorce	2024	5	6	5	5	8	6	6	7	8	-	-	-	56	2%	56
	2023	3	4	15	8	7	3	4	4	7	5	10	3	55	▲	73

This report reflects data in the case management system. Numbers will update accordingly as reports are refreshed and posted.

Dashboard		Monthly Filings Summary		Jan --- Sep Filings					
<p>Court: Surry Circuit Start/End Date: Jan-23 / Sep-24 2023 Average Month: 31 Jan-Sep 2023: 255 Filings Trending: ▼</p>	<p>Circuit/Court ID: 6 206181 Type of Case: Filings 2024 Average Month: 27 Jan-Sep 2024 : 243 Overall AVG. Month: 29</p>			<table border="1" style="margin: auto;"> <tr> <td style="text-align: center; width: 50px;">243</td> <td style="text-align: center; width: 50px;">255</td> </tr> <tr> <td style="text-align: center;">2024</td> <td style="text-align: center;">2023</td> </tr> </table>		243	255	2024	2023
243	255								
2024	2023								

Filings by Division																
Divisions		Jan	Feb	Mar	Apr	May	Jun	Jul	Aug	Sep	Oct	Nov	Dec	Thru Sep	% Change	Total
Total	2024	16	18	30	29	24	18	27	25	56	-	-	-	243	-5%	243
	2023	37	22	33	39	27	27	22	26	22	41	23	54	255	▼	373
Civil	2024	1	2	6	4	2	3	1	2	2	-	-	-	23	-12%	23
	2023	3	-	3	6	3	3	2	3	3	3	1	2	26	▼	32
Criminal	2024	-	1	2	-	2	1	3	2	32	-	-	-	43	-16%	43
	2023	2	8	8	2	8	7	3	9	4	21	1	30	51	▼	103
Concealed Handgun Permits	2024	14	14	14	21	15	14	17	15	21	-	-	-	145	-1%	145
	2023	28	12	20	27	12	11	12	11	13	13	12	16	146	▼	187
Miscellaneous/ Other	2024	1	1	8	4	5	-	6	6	1	-	-	-	32	0%	32
	2023	4	2	2	4	4	6	5	3	2	4	9	6	32	↔	51

Filings by Case Category																
Case Categories		Jan	Feb	Mar	Apr	May	Jun	Jul	Aug	Sep	Oct	Nov	Dec	Thru Sep	% Change	Total
Administrative Law	2024	-	-	-	1	-	-	-	-	-	-	-	-	1	1	1
	2023	-	-	-	-	-	-	-	-	-	-	-	-	-	0	↔
Contested Divorce	2024	-	-	-	-	-	1	-	-	-	-	-	-	1	1	1
	2023	-	-	-	-	-	-	-	-	-	1	-	-	-	0	↔
Domestic and Family - Level 1	2024	-	-	-	-	1	1	-	1	-	-	-	-	3	0%	3
	2023	-	-	2	-	-	-	-	1	-	1	-	1	3	↔	5
Domestic and Family - Level 2	2024	-	-	-	2	1	-	-	-	-	-	-	-	3	200%	3
	2023	-	-	-	-	-	1	-	-	-	-	-	-	1	▲	1
Felonies and Related Matters	2024	-	-	1	-	2	-	3	2	11	-	-	-	19	-39%	19
	2023	2	7	6	-	7	4	-	4	1	15	-	27	31	▼	73
General Civil - Level 2	2024	-	2	6	2	1	-	-	-	-	-	-	-	11	38%	11
	2023	1	-	1	4	-	1	1	-	-	-	-	1	8	▲	9
General Civil - Level 3	2024	-	-	1	-	-	-	-	-	1	-	-	-	2	-67%	2
	2023	1	-	-	2	1	1	-	1	-	1	1	1	6	▼	9
Miscellaneous Civil	2024	15	15	19	23	19	14	23	21	22	-	-	-	171	-1%	171
	2023	31	14	22	29	15	17	17	13	15	17	20	22	173	▼	232
Misdemeanor	2024	-	-	1	-	-	1	-	-	21	-	-	-	23	28%	23
	2023	-	1	2	1	1	3	3	4	3	6	1	2	18	▲	27
Other	2024	-	-	-	1	-	-	-	-	-	-	-	-	1	0%	1
	2023	-	-	-	1	-	-	-	-	-	-	-	-	1	↔	1
Other Criminally Related Matters	2024	-	1	-	-	-	-	-	-	-	-	-	-	1	-50%	1
	2023	-	-	-	1	-	-	-	1	-	-	-	1	2	▼	3
Probates/Wills & Trusts - Level 2	2024	-	-	-	-	-	1	-	-	-	-	-	-	1	0%	1
	2023	1	-	-	-	-	-	-	-	-	-	-	-	1	↔	1
Protective Orders	2024	-	-	-	-	-	-	-	-	-	-	-	-	0	-100%	0
	2023	-	-	-	-	-	-	-	1	-	-	-	-	1	▼	1
Uncontested Divorce	2024	1	-	2	-	-	-	1	1	1	-	-	-	6	-40%	6
	2023	1	-	-	1	3	-	1	1	3	-	-	-	10	▼	10

Dashboard		Monthly Filings Summary		Jan --- Sep Filings					
<p>Court: Sussex Circuit Start/End Date: Jan-23 / Sep-24 2023 Average Month: 62 Jan-Sep 2023: 576 Filings Trending: ▼</p>	<p>Circuit/Court ID: 6 206183 Type of Case: Filings 2024 Average Month: 59 Jan-Sep 2024 : 527 Overall AVG. Month: 60</p>	 <p>Jan 23 - Sep 24</p>		<table border="1" style="margin: auto;"> <tr> <td style="text-align: center; width: 50px;">527</td> <td style="text-align: center; width: 50px;">576</td> </tr> <tr> <td style="text-align: center;">2024</td> <td style="text-align: center;">2023</td> </tr> </table>		527	576	2024	2023
527	576								
2024	2023								

Filings by Division																
Divisions		Jan	Feb	Mar	Apr	May	Jun	Jul	Aug	Sep	Oct	Nov	Dec	Thru Sep	% Change	Total
Total	2024	44	54	59	63	78	73	52	47	57	-	-	-	527	-9%	527
	2023	70	73	67	85	66	58	45	75	37	59	39	68	576	▼	742
Civil	2024	4	1	7	5	4	6	13	3	10	-	-	-	53	23%	53
	2023	4	1	6	8	12	3	3	2	4	7	1	4	43	▲	55
Criminal	2024	21	29	21	29	52	37	23	27	23	-	-	-	262	-19%	262
	2023	31	50	32	56	28	34	27	48	17	32	5	38	323	▼	398
Concealed Handgun Permits	2024	16	18	16	20	17	13	10	11	18	-	-	-	139	-12%	139
	2023	26	18	22	15	21	16	9	20	11	16	26	19	158	▼	219
Miscellaneous/ Other	2024	3	6	15	9	5	17	5	6	6	-	-	-	72	38%	72
	2023	9	4	7	6	5	5	6	5	5	4	7	7	52	▲	70
Others	2024	-	-	-	-	-	-	1	-	-	-	-	-	1	1	1
	2023	-	-	-	-	-	-	-	-	-	-	-	-	0	↔	0

Filings by Case Category																
Case Categories		Jan	Feb	Mar	Apr	May	Jun	Jul	Aug	Sep	Oct	Nov	Dec	Thru Sep	% Change	Total
Administrative Law	2024	-	-	-	-	-	-	-	-	-	-	-	-	0	-100%	0
	2023	-	-	-	-	-	-	-	1	-	-	-	-	-	1	▼
Capital Murder	2024	-	-	-	-	-	-	-	-	1	-	-	-	1	1	1
	2023	-	-	-	-	-	-	-	-	-	-	-	-	-	0	↔
Contested Divorce	2024	1	-	1	-	2	-	-	-	-	-	-	-	4	0%	4
	2023	-	-	1	1	-	-	2	-	-	2	-	1	4	4	↔
Domestic and Family - Level 1	2024	-	-	1	-	-	-	-	-	8	-	-	-	9	200%	9
	2023	1	-	-	-	-	-	-	-	-	2	3	-	3	3	▲
Domestic and Family - Level 2	2024	-	-	-	-	-	-	-	-	-	-	-	-	0	-100%	0
	2023	-	-	-	-	2	-	-	-	-	-	-	-	2	2	▼
Felonies and Related Matters	2024	18	13	14	16	48	15	22	8	16	-	-	-	170	-25%	170
	2023	26	26	21	43	18	19	25	35	13	20	3	17	226	▼	266
General Civil - Level 1	2024	-	-	-	-	-	1	-	-	-	-	-	-	1	0%	1
	2023	-	-	-	-	-	-	-	1	-	-	-	-	1	1	↔
General Civil - Level 2	2024	-	1	5	2	2	12	9	-	3	-	-	-	34	100%	34
	2023	1	-	4	4	4	3	1	-	-	2	-	-	17	17	▲
General Civil - Level 3	2024	1	1	1	-	3	7	3	2	-	-	-	-	18	157%	18
	2023	2	-	-	2	-	-	1	1	1	-	1	1	7	7	▲
Miscellaneous Civil	2024	19	23	28	27	19	14	13	16	22	-	-	-	181	-11%	181
	2023	34	22	29	19	26	20	13	24	16	18	33	25	203	▼	279
Misdemeanor	2024	3	7	4	3	2	12	1	14	6	-	-	-	52	-29%	52
	2023	3	15	11	14	6	13	1	7	3	5	1	16	73	▼	95
Other	2024	-	-	-	1	-	1	1	-	-	-	-	-	3	50%	3
	2023	-	1	-	-	1	-	-	-	-	-	-	-	2	2	▲
Other Criminally Related Matters	2024	-	9	3	10	2	10	-	5	-	-	-	-	39	56%	39
	2023	2	9	-	-	4	2	1	6	1	7	1	5	25	25	▲
Probates/Wills & Trusts - Level 2	2024	-	-	-	-	-	-	-	-	-	-	-	-	0	-100%	0
	2023	-	-	-	-	-	-	1	-	-	-	-	1	1	1	▼
Uncontested Divorce	2024	2	-	2	4	-	1	3	2	1	-	-	-	15	36%	15
	2023	1	-	1	2	5	1	-	-	1	2	-	2	11	11	▲

Dashboard		Monthly Filings Summary		Jan --- Sep Filings							
<p>Court: Hopewell Circuit Start/End Date: Jan-23 / Sep-24 2023 Average Month: 129 Jan-Sep 2023: 1,124 Filings Trending: ▲</p>	<p>Circuit/Court ID: 6 206670 Type of Case: Filings 2024 Average Month: 136 Jan-Sep 2024 : 1,227 Overall AVG. Month: 132</p>	<p style="text-align: center; font-weight: bold; color: white; background-color: black; padding: 5px;">Jan 23 - Sep 24</p>		<table style="margin: auto;"> <tr> <td style="text-align: center; width: 50%;">1,227</td> <td style="text-align: center; width: 50%;">1,124</td> </tr> <tr> <td style="text-align: center; width: 50%;"></td> <td style="text-align: center; width: 50%;"></td> </tr> <tr> <td style="text-align: center; width: 50%;">2024</td> <td style="text-align: center; width: 50%;">2023</td> </tr> </table>		1,227	1,124			2024	2023
1,227	1,124										
2024	2023										

Filings by Division																
Divisions		Jan	Feb	Mar	Apr	May	Jun	Jul	Aug	Sep	Oct	Nov	Dec	Thru Sep	% Change	Total
Total	2024	127	176	133	108	155	146	141	136	105	-	-	-	1,227	9%	1,227
	2023	103	111	160	131	116	147	102	134	120	139	126	159	1,124	▲	1,548
Civil	2024	23	20	12	14	24	12	12	10	11	-	-	-	138	-18%	138
	2023	10	20	14	14	30	14	15	30	21	8	21	18	168	▼	215
Criminal	2024	57	105	71	57	84	103	96	76	60	-	-	-	709	20%	709
	2023	45	40	90	65	50	100	65	62	72	95	84	113	589	▲	881
Concealed Handgun Permits	2024	43	36	37	23	32	16	21	29	22	-	-	-	259	-3%	259
	2023	37	36	34	45	30	21	14	28	22	25	15	21	267	▼	328
Miscellaneous/ Other	2024	4	15	13	14	15	14	12	21	12	-	-	-	120	22%	120
	2023	10	15	22	7	5	12	8	14	5	11	6	6	98	▲	121
Others	2024	-	-	-	-	-	1	-	-	-	-	-	-	1	-50%	1
	2023	1	-	-	-	1	-	-	-	-	-	-	1	2	▼	3

Filings by Case Category																
Case Categories		Jan	Feb	Mar	Apr	May	Jun	Jul	Aug	Sep	Oct	Nov	Dec	Thru Sep	% Change	Total
Capital Murder	2024	1	-	-	-	-	1	-	-	-	-	-	-	2	2	2
	2023	-	-	-	-	-	-	-	-	-	-	-	-	0	↔	0
Contested Divorce	2024	-	2	-	1	-	2	1	1	-	-	-	-	7	-53%	7
	2023	1	-	-	2	3	-	1	6	2	-	1	-	15	▼	16
Domestic and Family - Level 1	2024	3	-	1	-	11	-	-	-	1	-	-	-	16	-53%	16
	2023	3	-	1	2	9	3	5	7	4	-	4	2	34	▼	40
Domestic and Family - Level 2	2024	-	2	-	2	-	-	-	-	-	-	-	-	4	-73%	4
	2023	1	2	2	3	-	2	2	1	2	-	4	1	15	▼	20
Felonies and Related Matters	2024	36	63	39	34	51	85	54	42	38	-	-	-	442	8%	442
	2023	34	33	67	52	27	58	39	48	52	70	64	65	410	▲	609
General Civil - Level 1	2024	-	1	1	-	-	-	-	-	-	-	-	-	2	-60%	2
	2023	-	1	-	-	1	1	-	1	1	-	-	-	5	▼	5
General Civil - Level 2	2024	5	5	2	3	4	1	5	2	3	-	-	-	30	20%	30
	2023	2	6	2	1	4	1	3	3	3	3	2	2	25	▲	32
General Civil - Level 3	2024	10	6	3	3	2	2	2	-	5	-	-	-	33	27%	33
	2023	1	3	4	1	6	-	2	4	5	3	7	6	26	▲	42
Miscellaneous Civil	2024	47	51	49	37	47	30	33	50	33	-	-	-	377	4%	377
	2023	47	50	54	52	35	33	22	42	26	33	20	27	361	▲	441
Misdemeanor	2024	19	41	22	22	31	17	40	37	22	-	-	-	251	58%	251
	2023	11	6	20	10	22	42	21	10	17	23	18	48	159	▲	248
Other	2024	1	1	2	-	-	1	-	1	-	-	-	-	6	-33%	6
	2023	2	3	-	-	2	1	-	1	-	-	-	1	9	▼	10
Other Criminally Related Matters	2024	2	2	10	1	2	-	2	-	-	-	-	-	19	-5%	19
	2023	-	1	3	3	1	-	5	4	3	2	2	5	20	▼	29
Probates/Wills & Trusts - Level 2	2024	1	-	-	2	1	1	-	-	1	-	-	-	6	100%	6
	2023	1	-	-	-	1	-	1	-	-	1	-	-	3	▲	4
Protective Orders	2024	-	-	-	2	-	-	-	1	-	-	-	-	3	-50%	3
	2023	-	2	1	-	1	-	-	1	1	2	-	-	6	▼	8
Uncontested Divorce	2024	2	2	4	1	6	6	4	2	2	-	-	-	29	-19%	29
	2023	-	4	6	5	4	6	1	6	4	2	4	2	36	▼	44

CPSS-CCMS-10.01 CASELOAD STATISTICS OF THE CIRCUIT COURTS

January 2023 -- September 2024 Filings

Alexandria and Fairfax Circuit are not Included in State Totals

Dashboard	Monthly Filings Summary	Jan --- Sep Filings				
<p>Court: Newport News Circuit Start/End Date: Jan-23 / Sep-24 2023 Average Month: 921 Jan-Sep 2023: 8,452 Filings Trending: ▼</p> <p>Circuit/Court ID: 7 207700 Type of Case: Filings 2024 Average Month: 891 Jan-Sep 2024 : 8,017 Overall AVG. Month: 908</p>	<p>Jan 23 - Sep 24</p>	<table border="1" style="margin: auto;"> <tr> <td style="text-align: center;">8,017</td> <td style="text-align: center;">8,452</td> </tr> <tr> <td style="text-align: center;">2024</td> <td style="text-align: center;">2023</td> </tr> </table>	8,017	8,452	2024	2023
8,017	8,452					
2024	2023					

Filings by Division																
Divisions		Jan	Feb	Mar	Apr	May	Jun	Jul	Aug	Sep	Oct	Nov	Dec	Thru Sep	% Change	Total
Total	2024	958	863	1,099	900	961	732	855	963	686	-	-	-	8,017	-5%	8,017
	2023	953	852	1,078	807	908	1,021	844	1,048	941	932	870	796	8,452	▼	11,050
Civil	2024	164	108	163	121	124	138	171	156	117	-	-	-	1,262	-3%	1,262
	2023	125	119	179	153	133	184	132	153	128	161	116	96	1,306	▼	1,679
Criminal	2024	357	355	412	327	512	310	316	363	282	-	-	-	3,234	-2%	3,234
	2023	405	335	371	263	374	393	360	415	382	360	365	379	3,298	▼	4,402
Concealed Handgun Permits	2024	225	210	204	233	212	164	200	186	184	-	-	-	1,818	-8%	1,818
	2023	270	238	287	226	184	200	168	205	189	176	158	156	1,967	▼	2,457
Miscellaneous/ Other	2024	208	190	316	217	113	118	168	258	103	-	-	-	1,691	-10%	1,691
	2023	151	160	239	165	216	243	183	275	240	234	229	165	1,872	▼	2,500
Others	2024	4	-	4	2	-	2	-	-	-	-	-	-	12	33%	12
	2023	2	-	2	-	1	1	1	-	2	1	2	-	9	▲	12

Filings by Case Category																
Case Categories		Jan	Feb	Mar	Apr	May	Jun	Jul	Aug	Sep	Oct	Nov	Dec	Thru Sep	% Change	Total
Administrative Law	2024	1	-	-	1	-	-	1	-	1	-	-	-	4	0%	4
	2023	1	-	-	1	1	-	1	-	-	1	-	-	4	↔	5
Capital Murder	2024	-	-	-	-	-	-	-	-	-	-	-	-	0	-100%	0
	2023	1	-	-	-	-	-	-	-	-	-	-	-	1	▼	1
Contested Divorce	2024	21	17	19	20	7	13	13	17	14	-	-	-	141	4%	141
	2023	10	18	23	13	19	13	14	13	13	17	11	11	136	▲	175
Domestic and Family - Level 1	2024	33	2	14	6	11	19	22	17	7	-	-	-	131	-31%	131
	2023	14	17	35	19	19	36	22	11	18	40	11	4	191	▼	246
Domestic and Family - Level 2	2024	2	6	6	2	5	9	7	10	4	-	-	-	51	-27%	51
	2023	9	8	4	7	6	12	12	11	1	11	6	3	70	▼	90
Felonies and Related Matters	2024	176	156	237	149	215	142	150	129	113	-	-	-	1,467	-12%	1,467
	2023	215	185	204	137	171	176	190	199	187	163	173	190	1,664	▼	2,190
General Civil - Level 1	2024	3	2	4	2	7	4	4	2	1	-	-	-	29	-19%	29
	2023	3	8	5	4	2	4	1	6	3	7	2	-	36	▼	45
General Civil - Level 2	2024	45	33	47	33	39	31	63	50	22	-	-	-	363	23%	363
	2023	21	28	31	37	21	42	35	36	43	34	29	24	294	▲	381
General Civil - Level 3	2024	44	20	43	47	17	32	30	24	24	-	-	-	281	6%	281
	2023	32	28	38	34	31	30	18	17	37	28	34	32	265	▲	359
Miscellaneous Civil	2024	355	348	437	380	302	218	295	408	257	-	-	-	3,000	-4%	3,000
	2023	342	337	407	330	325	358	293	406	335	316	307	281	3,133	▼	4,037
Misdemeanor	2024	88	90	129	95	131	98	80	135	62	-	-	-	908	7%	908
	2023	119	87	110	68	103	79	73	118	92	92	101	97	849	▲	1,139
Other	2024	63	44	53	46	24	49	69	33	20	-	-	-	401	-29%	401
	2023	66	43	97	41	64	67	47	71	70	75	66	21	566	▼	728
Other Criminally Related Matters	2024	93	118	52	83	166	70	87	104	119	-	-	-	892	6%	892
	2023	87	64	59	66	101	143	100	112	112	108	92	92	844	▲	1,136
Probates/Wills & Trusts - Level 1	2024	-	2	2	-	-	2	-	-	-	-	-	-	6	-14%	6
	2023	1	-	-	-	-	1	2	1	2	2	-	-	7	▼	9
Probates/Wills & Trusts - Level 2	2024	8	3	8	9	10	6	8	5	7	-	-	-	64	16%	64
	2023	-	2	13	8	5	12	5	6	4	4	5	9	55	▲	73
Protective Orders	2024	-	-	2	-	-	-	-	-	-	-	-	-	2	2	2
	2023	-	-	-	-	-	-	-	-	-	-	-	-	0	↔	0
Uncontested Divorce	2024	26	22	46	27	27	39	26	29	35	-	-	-	277	-18%	277
	2023	32	27	52	42	40	48	31	41	24	34	33	32	337	▼	436

This report reflects data in the case management system. Numbers will update accordingly as reports are refreshed and posted.

CPSS-CCMS-10.01 CASELOAD STATISTICS OF THE CIRCUIT COURTS

Hampton

January 2023 -- September 2024 Filings

Alexandria and Fairfax Circuit are not Included in State Totals

Dashboard	Monthly Filings Summary	Jan --- Sep Filings
Court: Hampton Circuit Start/End Date: Jan-23 / Sep-24 2023 Average Month: 713 Jan-Sep 2023: 6,593 Filings Trending: ↔	Circuit/Court ID: 8 208650 Type of Case: Filings 2024 Average Month: 748 Jan-Sep 2024 : 6,735 Overall AVG. Month: 728	
		6,735 6,593 2024 2023

Filings by Division																
Divisions		Jan	Feb	Mar	Apr	May	Jun	Jul	Aug	Sep	Oct	Nov	Dec	Thru Sep	% Change	Total
Total	2024	714	705	848	764	820	689	745	736	714	-	-	-	6,735	2%	6,735
	2023	625	631	921	664	816	707	756	776	697	803	632	533	6,593	▲	8,561
Civil	2024	109	110	117	120	185	139	132	121	177	-	-	-	1,210	2%	1,210
	2023	106	109	181	117	159	107	112	166	127	107	120	98	1,184	▲	1,509
Criminal	2024	291	293	384	341	346	300	337	328	299	-	-	-	2,919	11%	2,919
	2023	208	212	354	246	302	336	350	297	325	434	288	231	2,630	▲	3,583
Concealed Handgun Permits	2024	202	185	209	175	152	132	156	170	145	-	-	-	1,526	-8%	1,526
	2023	227	188	238	185	192	137	176	176	141	141	141	110	1,660	▼	2,052
Miscellaneous/ Other	2024	112	116	138	128	137	118	119	117	93	-	-	-	1,078	-3%	1,078
	2023	84	121	147	116	163	126	118	135	103	120	82	94	1,113	▼	1,409
Others	2024	-	1	-	-	-	-	1	-	-	-	-	-	2	-67%	2
	2023	-	1	1	-	-	1	-	2	1	1	1	-	6	▼	8


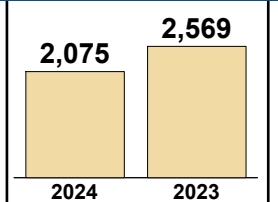
Filings by Case Category																
Case Categories		Jan	Feb	Mar	Apr	May	Jun	Jul	Aug	Sep	Oct	Nov	Dec	Thru Sep	% Change	Total
Administrative Law	2024	-	1	-	2	2	-	1	-	1	-	-	-	7	250%	7
	2023	1	-	-	1	-	-	-	-	-	1	-	1	2	▲	4
Capital Murder	2024	1	-	1	-	-	-	1	2	2	-	-	-	7	600%	7
	2023	-	-	-	-	-	-	-	-	1	-	-	-	1	▲	1
Contested Divorce	2024	6	18	14	12	15	13	12	14	19	-	-	-	123	-9%	123
	2023	8	12	17	18	18	10	12	25	15	16	11	3	135	▼	165
Domestic and Family - Level 1	2024	22	18	16	13	53	20	20	9	18	-	-	-	189	50%	189
	2023	12	4	25	18	12	17	4	9	25	10	20	9	126	▲	165
Domestic and Family - Level 2	2024	3	2	2	4	4	1	6	1	2	-	-	-	25	-19%	25
	2023	3	1	7	-	-	6	5	5	4	2	2	2	31	▼	37
Felonies and Related Matters	2024	133	130	132	169	155	122	163	127	141	-	-	-	1,272	5%	1,272
	2023	112	80	186	119	144	122	170	128	148	138	128	92	1,209	▲	1,567
General Civil - Level 1	2024	-	-	2	1	3	-	3	1	2	-	-	-	12	50%	12
	2023	1	1	1	1	2	1	-	1	-	1	1	-	8	▲	10
General Civil - Level 2	2024	24	20	24	27	40	37	20	20	16	-	-	-	228	-13%	228
	2023	39	22	38	26	29	21	25	33	29	23	28	24	262	▼	337
General Civil - Level 3	2024	13	11	15	17	22	15	16	16	20	-	-	-	145	-29%	145
	2023	13	25	23	21	36	14	18	38	17	21	10	17	205	▼	253
Miscellaneous Civil	2024	255	229	276	232	218	190	228	225	199	-	-	-	2,052	-7%	2,052
	2023	267	239	299	246	297	196	231	244	190	199	190	151	2,209	▼	2,749
Misdemeanor	2024	93	80	158	89	98	76	92	87	78	-	-	-	851	16%	851
	2023	52	88	94	77	74	83	74	101	93	129	112	53	736	▲	1,030
Other	2024	57	72	68	72	73	59	48	59	43	-	-	-	551	-2%	551
	2023	41	70	84	58	59	66	60	69	53	61	42	53	560	▼	716
Other Criminally Related Matters	2024	82	87	102	84	99	116	94	141	146	-	-	-	951	20%	951
	2023	47	57	95	53	100	135	128	85	90	174	50	93	790	▲	1,107
Probates/Wills & Trusts - Level 1	2024	1	-	-	-	1	-	-	2	2	-	-	-	6	50%	6
	2023	-	-	-	1	2	-	-	-	1	1	1	1	4	▲	7
Probates/Wills & Trusts - Level 2	2024	3	4	4	7	10	4	8	6	5	-	-	-	51	-6%	51
	2023	6	4	4	5	9	7	2	13	4	7	8	5	54	▼	74
Protective Orders	2024	-	-	-	-	-	2	-	-	-	-	-	-	2	2	2
	2023	-	-	-	-	-	-	-	-	-	-	-	1	0	↔	1
Uncontested Divorce	2024	21	33	34	35	27	34	33	26	20	-	-	-	263	1%	263
	2023	23	28	48	20	34	29	27	25	27	20	29	28	261	▲	338

This report reflects data in the case management system. Numbers will update accordingly as reports are refreshed and posted.

Dashboard		Monthly Filings Summary		Jan --- Sep Filings					
<p>Court: Charles City Circuit Start/End Date: Jan-23 / Sep-24 2023 Average Month: 33 Jan-Sep 2023: 283 Filings Trending: ▼</p>	<p>Circuit/Court ID: 9 209036 Type of Case: Filings 2024 Average Month: 29 Jan-Sep 2024 : 259 Overall AVG. Month: 31</p>	<p style="text-align: center; font-weight: bold; font-size: 1.2em;">Jan 23 - Sep 24</p>		<table style="margin: auto;"> <tr> <td style="text-align: center; width: 50px;">259</td> <td style="text-align: center; width: 50px;">283</td> </tr> <tr> <td style="text-align: center; width: 50px;">2024</td> <td style="text-align: center; width: 50px;">2023</td> </tr> </table>		259	283	2024	2023
259	283								
2024	2023								

Filings by Division																
Divisions		Jan	Feb	Mar	Apr	May	Jun	Jul	Aug	Sep	Oct	Nov	Dec	Thru Sep	% Change	Total
Total	2024	37	29	29	31	25	36	25	24	23	-	-	-	259	-8%	259
	2023	32	36	43	35	33	37	23	22	22	32	35	40	283	▼	390
Civil	2024	6	2	5	1	3	1	2	5	1	-	-	-	26	-13%	26
	2023	2	1	5	4	6	4	4	2	2	4	4	7	30	▼	45
Criminal	2024	2	3	4	6	9	19	8	3	10	-	-	-	64	-2%	64
	2023	5	4	5	14	6	18	4	5	4	4	7	7	65	▼	83
Concealed Handgun Permits	2024	23	15	12	20	5	11	11	9	8	-	-	-	114	-17%	114
	2023	21	25	24	15	15	10	12	9	7	16	9	15	138	▼	178
Miscellaneous/ Other	2024	6	9	8	4	8	5	4	7	4	-	-	-	55	10%	55
	2023	4	6	9	2	6	5	3	6	9	8	15	11	50	▲	84

Filings by Case Category																
Case Categories		Jan	Feb	Mar	Apr	May	Jun	Jul	Aug	Sep	Oct	Nov	Dec	Thru Sep	% Change	Total
Administrative Law	2024	-	-	-	-	-	-	-	-	-	-	-	-	0	-100%	0
	2023	-	-	-	-	-	-	-	1	-	1	-	-	1	▼	2
Capital Murder	2024	-	-	-	-	-	-	-	-	-	-	-	-	0	-100%	0
	2023	-	-	-	-	-	1	-	-	-	-	-	-	1	▼	1
Contested Divorce	2024	-	-	-	-	-	-	-	2	-	-	-	-	2	-50%	2
	2023	-	-	1	-	1	-	-	1	1	-	-	-	4	▼	4
Domestic and Family - Level 1	2024	-	-	-	-	1	-	-	-	-	-	-	-	1	0%	1
	2023	-	-	-	1	-	-	-	-	-	1	-	-	1	↔	2
Domestic and Family - Level 2	2024	-	-	-	-	1	-	-	-	-	-	-	-	1	-50%	1
	2023	-	-	1	1	-	-	-	-	-	-	-	1	2	▼	3
Felonies and Related Matters	2024	-	2	2	1	5	3	5	2	2	-	-	-	22	-59%	22
	2023	3	4	5	13	3	17	3	2	4	2	1	4	54	▼	61
General Civil - Level 1	2024	1	-	-	-	-	-	-	-	-	-	-	-	1	0%	1
	2023	-	-	-	-	1	-	-	-	-	-	-	-	1	↔	1
General Civil - Level 2	2024	4	1	-	-	-	-	1	3	1	-	-	-	10	-23%	10
	2023	1	1	1	1	3	2	3	-	1	1	-	3	13	▼	17
General Civil - Level 3	2024	-	-	2	1	1	-	-	1	-	-	-	-	5	150%	5
	2023	-	1	-	-	-	-	1	-	-	1	-	1	2	▲	4
Miscellaneous Civil	2024	28	18	16	23	10	13	13	15	12	-	-	-	148	-15%	148
	2023	25	29	33	16	20	12	14	12	13	18	24	18	174	▼	234
Misdemeanor	2024	2	1	1	3	2	-	3	1	8	-	-	-	21	163%	21
	2023	1	-	-	1	2	-	1	3	-	2	2	3	8	▲	15
Other	2024	1	6	4	-	2	4	3	-	-	-	-	-	20	67%	20
	2023	-	1	-	1	1	3	1	3	2	6	-	8	12	▲	26
Other Criminally Related Matters	2024	-	-	4	2	2	16	-	-	-	-	-	-	24	1,100%	24
	2023	1	-	-	-	1	-	-	-	-	-	4	-	2	▲	6
Probates/Wills & Trusts - Level 2	2024	-	1	-	-	-	-	-	-	-	-	-	-	1	0%	1
	2023	1	-	-	-	-	-	-	-	-	-	-	-	1	↔	1
Uncontested Divorce	2024	1	-	-	1	1	-	-	-	-	-	-	-	3	-57%	3
	2023	-	-	2	1	1	2	-	-	-	-	4	2	7	▼	13

Dashboard		Monthly Filings Summary		Jan --- Sep Filings	
<p>Court: Gloucester Circuit Start/End Date: Jan-23 / Sep-24 2023 Average Month: 273 Jan-Sep 2023: 2,569 Filings Trending: ▼</p>	<p>Circuit/Court ID: 9 209073 Type of Case: Filings 2024 Average Month: 231 Jan-Sep 2024 : 2,075 Overall AVG. Month: 255</p>				

Filings by Division																
Divisions		Jan	Feb	Mar	Apr	May	Jun	Jul	Aug	Sep	Oct	Nov	Dec	Thru Sep	% Change	Total
Total	2024	256	216	245	232	236	184	285	188	233	-	-	-	2,075	-19%	2,075
	2023	419	233	392	229	311	240	251	232	262	245	253	208	2,569	▼	3,275
Civil	2024	24	35	32	47	44	24	34	28	44	-	-	-	312	14%	312
	2023	31	27	32	28	25	28	16	47	39	31	29	39	273	▲	372
Criminal	2024	87	63	63	80	72	56	106	61	84	-	-	-	672	-23%	672
	2023	188	47	126	51	161	56	99	52	90	80	102	52	870	▼	1,104
Concealed Handgun Permits	2024	81	69	97	67	65	57	82	61	54	-	-	-	633	-24%	633
	2023	119	93	144	91	79	94	72	62	79	58	62	80	833	▼	1,033
Miscellaneous/ Other	2024	62	49	52	37	54	44	63	35	48	-	-	-	444	-25%	444
	2023	81	66	90	59	46	62	64	71	54	76	60	37	593	▼	766
Others	2024	2	-	1	1	1	3	-	3	3	-	-	-	14	14	14
	2023	-	-	-	-	-	-	-	-	-	-	-	-	0	↔	0

Filings by Case Category																
Case Categories		Jan	Feb	Mar	Apr	May	Jun	Jul	Aug	Sep	Oct	Nov	Dec	Thru Sep	% Change	Total
Administrative Law	2024	-	-	-	1	-	-	-	-	-	-	-	-	1	1	1
	2023	-	-	-	-	-	-	-	-	-	-	-	-	0	↔	0
Contested Divorce	2024	3	7	5	5	4	4	4	4	8	-	-	-	44	63%	44
	2023	5	5	2	3	3	-	2	5	2	2	5	5	27	▲	39
Domestic and Family - Level 1	2024	2	1	4	10	14	1	4	1	6	-	-	-	43	54%	43
	2023	1	2	6	4	-	4	4	5	2	7	2	10	28	▲	47
Domestic and Family - Level 2	2024	2	2	2	6	4	3	4	3	3	-	-	-	29	38%	29
	2023	2	1	2	-	3	1	-	6	6	4	1	3	21	▲	29
Felonies and Related Matters	2024	57	42	49	40	53	33	79	22	64	-	-	-	439	-31%	439
	2023	153	38	95	24	133	28	64	35	67	48	76	34	637	▼	795
General Civil - Level 1	2024	-	-	-	-	-	1	1	1	1	-	-	-	4	33%	4
	2023	-	-	-	1	2	-	-	-	-	1	1	-	3	▲	5
General Civil - Level 2	2024	1	7	4	5	7	1	3	5	7	-	-	-	40	-11%	40
	2023	4	3	5	4	4	6	1	7	11	5	2	6	45	▼	58
General Civil - Level 3	2024	2	5	4	3	3	2	4	4	6	-	-	-	33	-6%	33
	2023	4	4	5	3	1	3	-	11	4	1	6	7	35	▼	49
Miscellaneous Civil	2024	102	85	119	81	81	71	103	79	73	-	-	-	794	-21%	794
	2023	144	114	182	106	90	110	88	83	94	81	92	93	1,011	▼	1,277
Misdemeanor	2024	24	17	12	34	14	20	14	19	18	-	-	-	172	-17%	172
	2023	30	8	26	25	26	25	35	13	19	26	22	17	207	▼	272
Other	2024	43	31	29	26	35	33	41	18	30	-	-	-	286	-32%	286
	2023	60	47	50	46	37	47	49	48	39	52	31	23	423	▼	529
Other Criminally Related Matters	2024	6	5	2	7	5	3	13	21	3	-	-	-	65	103%	65
	2023	5	2	8	2	2	3	-	4	6	6	4	1	32	▲	43
Probates/Wills & Trusts - Level 1	2024	-	1	2	-	-	-	-	-	-	-	-	-	3	0%	3
	2023	-	-	-	2	-	-	1	-	-	-	-	-	3	↔	3
Probates/Wills & Trusts - Level 2	2024	2	2	2	3	2	-	1	1	1	-	-	-	14	56%	14
	2023	-	1	1	1	1	1	1	1	2	4	2	1	9	▲	16
Protective Orders	2024	1	-	-	-	-	1	-	1	2	-	-	-	5	5	5
	2023	-	-	-	-	-	-	-	-	-	-	-	-	0	↔	0
Uncontested Divorce	2024	11	11	11	11	14	11	14	9	11	-	-	-	103	17%	103
	2023	11	8	10	8	9	12	6	14	10	8	9	8	88	▲	113

CPSS-CCMS-10.01 CASELOAD STATISTICS OF THE CIRCUIT COURTS

King & Queen

January 2023 -- September 2024 Filings

Alexandria and Fairfax Circuit are not Included in State Totals

Dashboard		Monthly Filings Summary		Jan --- Sep Filings					
<p>Court: King & Queen Circuit Start/End Date: Jan-23 / Sep-24 2023 Average Month: 36 Jan-Sep 2023: 328 Filings Trending: ▲</p>	<p>Circuit/Court ID: 9 209097 Type of Case: Filings 2024 Average Month: 37 Jan-Sep 2024 : 337 Overall AVG. Month: 37</p>	<p>Jan 23 - Sep 24</p>		<table style="margin: auto;"> <tr> <td style="text-align: center; width: 50%;">337</td> <td style="text-align: center; width: 50%;">328</td> </tr> <tr> <td style="text-align: center;">2024</td> <td style="text-align: center;">2023</td> </tr> </table>		337	328	2024	2023
337	328								
2024	2023								

Filings by Division																
Divisions		Jan	Feb	Mar	Apr	May	Jun	Jul	Aug	Sep	Oct	Nov	Dec	Thru Sep	% Change	Total
Total	2024	46	35	34	48	33	39	41	34	27	-	-	-	337	3%	337
	2023	45	36	48	33	40	36	28	38	24	24	40	41	328	▲	433
Civil	2024	3	6	4	5	3	8	11	8	3	-	-	-	51	31%	51
	2023	1	7	4	5	4	2	4	6	6	4	4	1	39	▲	48
Criminal	2024	8	11	5	18	7	19	11	11	13	-	-	-	103	-1%	103
	2023	10	9	18	12	8	17	6	16	8	4	11	15	104	▼	134
Concealed Handgun Permits	2024	20	14	17	14	16	6	9	9	9	-	-	-	114	-19%	114
	2023	24	15	24	11	18	13	13	13	9	14	20	20	140	▼	194
Miscellaneous/ Other	2024	13	4	3	7	7	5	9	5	1	-	-	-	54	23%	54
	2023	9	5	2	5	10	4	5	3	1	2	5	5	44	▲	56
Others	2024	2	-	5	4	-	1	1	1	1	-	-	-	15	1,400%	15
	2023	1	-	-	-	-	-	-	-	-	-	-	-	1	▲	1

Filings by Case Category																
Case Categories		Jan	Feb	Mar	Apr	May	Jun	Jul	Aug	Sep	Oct	Nov	Dec	Thru Sep	% Change	Total
Administrative Law	2024	-	-	-	-	-	-	-	-	-	-	-	-	0	-100%	0
	2023	-	-	-	1	-	-	-	-	-	-	-	-	-	1	▼
Contested Divorce	2024	-	1	-	1	1	-	3	-	-	-	-	-	6	200%	6
	2023	-	-	-	-	-	-	2	-	-	-	1	-	2	▲	3
Domestic and Family - Level 1	2024	-	1	3	-	-	2	-	1	-	-	-	-	7	40%	7
	2023	1	1	1	-	-	1	1	-	-	-	-	-	5	▲	5
Domestic and Family - Level 2	2024	1	3	-	-	1	3	2	3	-	-	-	-	13	63%	13
	2023	-	1	-	-	1	-	-	2	4	-	-	-	8	▲	8
Felonies and Related Matters	2024	7	8	2	11	5	13	6	9	10	-	-	-	71	11%	71
	2023	5	5	10	8	5	12	1	13	5	4	7	9	64	▲	84
General Civil - Level 1	2024	-	1	-	-	-	-	-	-	-	-	-	-	1	-50%	1
	2023	-	-	-	-	1	-	-	1	-	-	-	-	2	▼	2
General Civil - Level 2	2024	5	1	1	1	1	1	1	3	-	-	-	-	14	40%	14
	2023	-	3	1	1	1	1	1	-	2	1	1	2	10	▲	13
General Civil - Level 3	2024	1	1	-	-	-	-	2	-	1	-	-	-	5	25%	5
	2023	-	1	-	1	-	2	-	-	-	-	3	-	4	▲	7
Miscellaneous Civil	2024	21	15	18	21	21	11	17	13	11	-	-	-	148	-17%	148
	2023	31	20	26	16	28	15	17	15	10	15	24	25	178	▼	242
Misdemeanor	2024	1	1	3	7	2	3	-	1	1	-	-	-	19	-32%	19
	2023	5	1	5	2	2	5	3	3	2	-	2	5	28	▼	35
Other	2024	10	-	7	6	1	1	2	2	1	-	-	-	30	900%	30
	2023	2	-	-	-	-	-	-	1	-	-	1	-	3	▲	4
Other Criminally Related Matters	2024	-	2	-	-	-	3	5	1	2	-	-	-	13	-7%	13
	2023	-	3	3	2	1	-	2	1	2	-	2	1	14	▼	17
Probates/Wills & Trusts - Level 2	2024	-	-	-	-	-	1	-	-	-	-	-	-	1	1	1
	2023	-	-	-	-	-	-	-	-	-	-	-	-	0	↔	0
Protective Orders	2024	-	-	-	1	-	-	2	-	-	-	-	-	3	3	3
	2023	-	-	-	-	-	-	-	2	-	-	1	-	0	↔	2
Uncontested Divorce	2024	-	1	-	-	1	1	1	1	1	-	-	-	6	-33%	6
	2023	1	1	2	2	1	-	2	-	-	-	1	-	9	▼	10

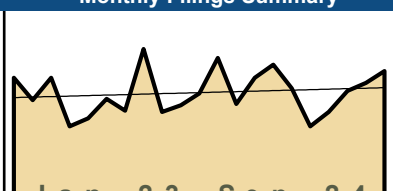
This report reflects data in the case management system. Numbers will update accordingly as reports are refreshed and posted.

CPSS-CCMS-10.01 CASELOAD STATISTICS OF THE CIRCUIT COURTS

King William

January 2023 -- September 2024 Filings

Alexandria and Fairfax Circuit are not Included in State Totals

Dashboard		Monthly Filings Summary		Jan --- Sep Filings					
<p>Court: King William Circuit Start/End Date: Jan-23 / Sep-24 2023 Average Month: 93 Jan-Sep 2023: 815 Filings Trending: ▲</p>	<p>Circuit/Court ID: 9 209101 Type of Case: Filings 2024 Average Month: 95 Jan-Sep 2024 : 855 Overall AVG. Month: 94</p>	 <p>Jan 23 - Sep 24</p>		<table border="1" style="margin: auto;"> <tr> <td style="text-align: center; width: 50px;">855</td> <td style="text-align: center; width: 50px;">815</td> </tr> <tr> <td style="text-align: center;">2024</td> <td style="text-align: center;">2023</td> </tr> </table>		855	815	2024	2023
855	815								
2024	2023								

Filings by Division																
Divisions		Jan	Feb	Mar	Apr	May	Jun	Jul	Aug	Sep	Oct	Nov	Dec	Thru Sep	% Change	Total
Total	2024	85	105	115	97	68	79	95	101	110	-	-	-	855	5%	855
	2023	105	88	105	68	74	89	80	127	79	84	93	120	815	▲	1,112
Civil	2024	13	12	18	12	8	12	5	6	5	-	-	-	91	-1%	91
	2023	10	6	7	4	12	13	10	19	11	7	10	8	92	▼	117
Criminal	2024	9	20	21	11	9	5	20	42	19	-	-	-	156	5%	156
	2023	4	13	21	8	1	23	18	48	13	9	31	10	149	▲	199
Concealed Handgun Permits	2024	45	50	48	46	29	35	37	26	56	-	-	-	372	1%	372
	2023	62	45	52	34	41	38	32	38	28	43	39	33	370	▲	485
Miscellaneous/ Other	2024	18	22	28	28	22	27	33	27	30	-	-	-	235	16%	235
	2023	28	24	25	22	20	15	20	22	27	25	13	69	203	▲	310
Others	2024	-	1	-	-	-	-	-	-	-	-	-	-	1	0%	1
	2023	1	-	-	-	-	-	-	-	-	-	-	-	1	↔	1

Filings by Case Category																
Case Categories		Jan	Feb	Mar	Apr	May	Jun	Jul	Aug	Sep	Oct	Nov	Dec	Thru Sep	% Change	Total
Administrative Law	2024	-	-	2	-	-	-	-	-	-	-	-	-	2	100%	2
	2023	-	1	-	-	-	-	-	-	-	-	-	-	1	▲	1
Contested Divorce	2024	2	-	3	-	-	-	-	-	1	-	-	-	6	-54%	6
	2023	2	1	1	1	2	2	-	2	2	-	-	1	13	▼	14
Domestic and Family - Level 1	2024	-	2	2	1	4	1	-	2	2	-	-	-	14	75%	14
	2023	-	-	1	1	3	-	1	1	1	-	2	1	8	▲	11
Domestic and Family - Level 2	2024	-	2	1	4	-	2	-	-	-	-	-	-	9	80%	9
	2023	-	-	1	-	-	-	2	2	-	-	-	1	5	▲	6
Felonies and Related Matters	2024	6	7	11	5	5	2	10	37	4	-	-	-	87	-1%	87
	2023	2	7	13	2	1	9	9	36	9	5	22	4	88	▼	119
General Civil - Level 1	2024	-	-	-	-	-	-	-	-	-	-	-	-	0	-100%	0
	2023	1	-	-	-	-	-	-	-	-	-	-	-	1	▼	1
General Civil - Level 2	2024	2	1	2	2	2	-	1	2	1	-	-	-	13	18%	13
	2023	-	1	1	1	2	-	2	2	2	1	1	-	11	▲	13
General Civil - Level 3	2024	4	6	4	6	2	3	2	1	-	-	-	-	28	12%	28
	2023	1	-	1	1	-	8	5	6	3	4	2	3	25	▲	34
Miscellaneous Civil	2024	50	63	59	61	40	49	53	37	72	-	-	-	484	6%	484
	2023	68	54	66	43	54	42	39	49	42	52	47	42	457	▲	598
Misdemeanor	2024	3	6	5	2	3	5	9	4	4	-	-	-	41	-7%	41
	2023	1	4	7	4	1	12	3	8	4	2	6	5	44	▼	57
Other	2024	13	10	18	12	10	12	16	16	14	-	-	-	121	5%	121
	2023	24	15	10	12	7	11	12	11	13	15	6	60	115	▲	196
Other Criminally Related Matters	2024	-	7	5	4	1	1	1	1	12	-	-	-	32	78%	32
	2023	1	2	1	2	-	2	6	4	-	2	3	1	18	▲	24
Probates/Wills & Trusts - Level 2	2024	4	-	1	-	-	1	2	1	-	-	-	-	9	800%	9
	2023	-	-	-	-	1	-	-	-	-	-	-	-	1	▲	1
Uncontested Divorce	2024	1	1	2	-	1	3	1	-	-	-	-	-	9	-68%	9
	2023	5	3	3	1	3	3	1	6	3	3	4	2	28	▼	37

This report reflects data in the case management system. Numbers will update accordingly as reports are refreshed and posted.

Dashboard		Monthly Filings Summary		Jan --- Sep Filings	
<p>Court: Mathews Circuit Start/End Date: Jan-23 / Sep-24 2023 Average Month: 41 Jan-Sep 2023: 347 Filings Trending: ▲</p>	<p>Circuit/Court ID: 9 209115 Type of Case: Filings 2024 Average Month:45 Jan-Sep 2024 : 409 Overall AVG. Month: 43</p>	<p style="text-align: center; font-weight: bold; font-size: 1.2em;">Jan 23 - Sep 24</p>		<p style="text-align: center; font-weight: bold; font-size: 1.2em;">409 347</p> <p style="text-align: center;">2024 2023</p>	

Filings by Division																
Divisions		Jan	Feb	Mar	Apr	May	Jun	Jul	Aug	Sep	Oct	Nov	Dec	Thru Sep	% Change	Total
Total	2024	41	49	66	33	50	31	39	47	53	-	-	-	409	18%	409
	2023	49	29	42	22	39	30	49	35	52	45	55	42	347	▲	489
Civil	2024	9	3	15	13	5	5	8	14	9	-	-	-	81	42%	81
	2023	5	-	9	2	5	6	10	11	9	10	13	8	57	▲	88
Criminal	2024	6	8	21	7	15	-	6	6	19	-	-	-	88	4%	88
	2023	14	9	12	-	8	7	15	1	19	7	22	5	85	▲	119
Concealed Handgun Permits	2024	22	32	23	8	24	16	20	21	19	-	-	-	185	21%	185
	2023	23	18	15	14	18	12	18	14	21	17	12	21	153	▲	203
Miscellaneous/ Other	2024	4	6	7	5	6	10	5	6	6	-	-	-	55	6%	55
	2023	7	2	6	6	8	5	6	9	3	11	8	8	52	▲	79

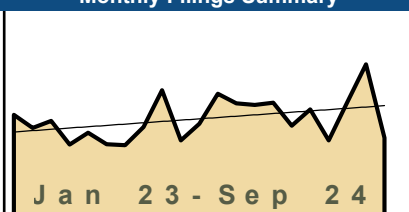
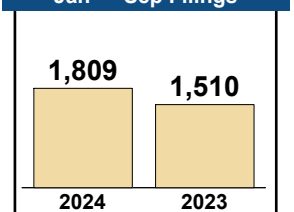
Filings by Case Category																
Case Categories		Jan	Feb	Mar	Apr	May	Jun	Jul	Aug	Sep	Oct	Nov	Dec	Thru Sep	% Change	Total
Administrative Law	2024	-	-	-	-	-	-	-	-	-	-	-	-	0	-100%	0
	2023	-	-	-	-	-	-	1	1	-	-	-	-	2	▼	2
Contested Divorce	2024	-	-	1	2	-	-	2	1	3	-	-	-	9	29%	9
	2023	1	-	1	1	-	-	-	1	3	1	2	-	7	▲	10
Domestic and Family - Level 1	2024	1	-	8	6	-	-	-	4	2	-	-	-	21	320%	21
	2023	-	-	-	-	-	-	-	3	2	-	3	-	5	▲	8
Domestic and Family - Level 2	2024	-	-	-	-	-	2	1	-	-	-	-	-	3	50%	3
	2023	-	-	-	-	-	-	1	1	-	-	-	2	2	▲	4
Felonies and Related Matters	2024	3	3	14	3	6	-	4	1	8	-	-	-	42	-19%	42
	2023	9	2	7	-	7	6	10	-	11	8	20	3	52	▼	83
General Civil - Level 2	2024	2	2	2	-	1	1	-	3	1	-	-	-	12	0%	12
	2023	1	-	5	1	-	2	1	-	2	2	3	1	12	↔	18
General Civil - Level 3	2024	2	-	-	-	-	-	-	1	-	-	-	-	3	-50%	3
	2023	1	-	-	-	-	-	3	2	-	2	2	4	6	▼	14
Miscellaneous Civil	2024	25	37	29	13	29	23	25	27	25	-	-	-	233	16%	233
	2023	29	20	21	20	26	16	23	23	23	27	17	29	201	▲	274
Misdemeanor	2024	3	5	6	3	9	-	2	5	11	-	-	-	44	76%	44
	2023	5	1	5	-	1	1	4	1	7	3	2	-	25	▲	30
Other	2024	1	1	1	1	-	2	-	-	-	-	-	-	6	0%	6
	2023	1	-	-	-	-	2	2	-	1	1	2	-	6	↔	9
Other Criminally Related Matters	2024	-	-	1	1	-	-	-	-	-	-	-	-	2	-75%	2
	2023	-	6	-	-	-	-	-	1	-	1	-	2	8	▼	10
Probates/Wills & Trusts - Level 1	2024	-	-	-	-	-	-	1	-	-	-	-	-	1	1	1
	2023	-	-	-	-	-	-	-	-	-	-	-	-	0	↔	0
Probates/Wills & Trusts - Level 2	2024	2	1	3	1	-	-	1	3	1	-	-	-	12	71%	12
	2023	1	-	-	-	3	-	-	2	1	-	1	-	7	▲	8
Protective Orders	2024	-	-	-	1	2	-	-	-	-	-	-	-	3	3	3
	2023	-	-	-	-	-	-	-	-	-	-	-	-	0	↔	0
Uncontested Divorce	2024	2	-	1	2	3	3	3	2	2	-	-	-	18	29%	18
	2023	1	-	3	-	2	3	3	1	1	1	3	1	14	▲	19

Dashboard	Monthly Filings Summary	Jan --- Sep Filings
<p>Court: Middlesex Circuit Start/End Date: Jan-23 / Sep-24 2023 Average Month: 55 Jan-Sep 2023: 476 Filings Trending: ▲</p> <p>Circuit/Court ID: 9 209119 Type of Case: Filings 2024 Average Month:66 Jan-Sep 2024 : 592 Overall AVG. Month: 60</p>	<p>Jan 23 - Sep 24</p>	<p>592 (2024) vs 476 (2023)</p>

Filings by Division																
Divisions		Jan	Feb	Mar	Apr	May	Jun	Jul	Aug	Sep	Oct	Nov	Dec	Thru Sep	% Change	Total
Total	2024	83	47	66	49	77	54	74	71	71	-	-	-	592	24%	592
	2023	72	53	85	49	42	41	41	42	51	58	89	37	476	▲	660
Civil	2024	13	13	9	15	2	14	6	22	12	-	-	-	106	58%	106
	2023	7	5	12	7	10	6	3	7	10	10	11	12	67	▲	100
Criminal	2024	24	13	15	2	46	22	42	28	34	-	-	-	226	84%	226
	2023	32	10	33	5	9	4	10	6	14	20	55	10	123	▲	208
Concealed Handgun Permits	2024	39	16	29	21	18	8	16	12	16	-	-	-	175	-23%	175
	2023	30	34	33	24	20	25	19	20	21	16	15	12	226	▼	269
Miscellaneous/Other	2024	6	5	12	10	10	8	10	7	7	-	-	-	75	32%	75
	2023	3	4	7	13	2	6	8	9	5	12	8	3	57	▲	80
Others	2024	1	-	1	1	1	2	-	2	2	-	-	-	10	233%	10
	2023	-	-	-	-	1	-	1	-	1	-	-	-	3	▲	3


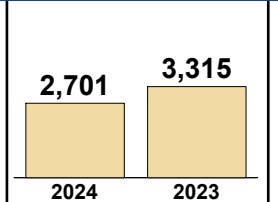
Filings by Case Category																
Case Categories		Jan	Feb	Mar	Apr	May	Jun	Jul	Aug	Sep	Oct	Nov	Dec	Thru Sep	% Change	Total
Administrative Law	2024	-	-	-	-	-	-	-	-	1	-	-	-	1	0%	1
	2023	-	-	-	-	-	1	-	-	-	-	-	-	1	↔	1
Contested Divorce	2024	1	1	1	2	-	1	-	1	-	-	-	-	7	-36%	7
	2023	1	1	2	-	2	-	1	2	2	2	2	-	11	▼	15
Domestic and Family - Level 1	2024	-	-	4	7	-	8	-	4	4	-	-	-	27	200%	27
	2023	-	-	4	1	1	-	-	3	-	1	2	2	9	▲	14
Domestic and Family - Level 2	2024	1	-	-	-	-	-	-	1	-	-	-	-	2	-33%	2
	2023	1	-	-	1	-	-	-	-	1	1	1	-	3	▼	5
Felonies and Related Matters	2024	11	8	10	-	27	10	24	20	30	-	-	-	140	82%	140
	2023	17	8	29	-	8	-	5	4	6	8	42	8	77	▲	135
General Civil - Level 1	2024	-	-	-	-	-	-	-	-	-	-	-	-	0	-100%	0
	2023	-	-	-	-	-	1	-	-	-	-	-	1	1	▼	2
General Civil - Level 2	2024	9	1	4	-	1	2	1	4	1	-	-	-	23	229%	23
	2023	-	-	-	1	2	2	1	1	-	2	1	1	7	▲	11
General Civil - Level 3	2024	1	6	-	1	-	-	3	9	1	-	-	-	21	91%	21
	2023	2	2	1	1	1	1	-	-	3	7	1	4	11	▲	23
Miscellaneous Civil	2024	44	17	36	29	21	11	21	13	21	-	-	-	213	-20%	213
	2023	31	36	39	36	22	29	25	26	22	22	22	14	266	▼	324
Misdemeanor	2024	13	4	4	1	17	11	17	8	4	-	-	-	79	114%	79
	2023	15	1	4	4	1	4	1	2	5	12	11	2	37	▲	62
Other	2024	2	2	5	3	8	6	4	7	5	-	-	-	42	91%	42
	2023	3	3	2	-	1	2	3	3	5	1	-	1	22	▲	24
Other Criminally Related Matters	2024	-	1	1	1	2	1	1	-	-	-	-	-	7	-30%	7
	2023	-	1	-	2	-	-	4	-	3	-	2	-	10	▼	12
Probates/Wills & Trusts - Level 1	2024	1	-	-	-	-	-	-	-	-	-	-	-	1	-50%	1
	2023	-	-	-	-	-	1	-	-	1	-	-	-	2	▼	2
Probates/Wills & Trusts - Level 2	2024	-	2	-	3	-	-	-	2	1	-	-	-	8	167%	8
	2023	-	-	-	1	1	-	-	1	-	2	1	1	3	▲	7
Protective Orders	2024	-	-	-	-	-	-	1	-	-	-	-	-	1	1	1
	2023	-	-	-	-	-	-	-	-	-	-	1	2	0	↔	3
Uncontested Divorce	2024	-	5	1	2	1	4	2	2	3	-	-	-	20	25%	20
	2023	2	1	4	2	3	-	1	-	3	-	3	1	16	▲	20

This report reflects data in the case management system. Numbers will update accordingly as reports are refreshed and posted.

Dashboard	Monthly Filings Summary	Jan --- Sep Filings
<p>Court: New Kent Circuit Start/End Date: Jan-23 / Sep-24 2023 Average Month: 172 Jan-Sep 2023: 1,510 Filings Trending: ▲</p>	<p>Circuit/Court ID: 9 209127 Type of Case: Filings 2024 Average Month: 201 Jan-Sep 2024 : 1,809 Overall AVG. Month: 184</p>  <p style="text-align: center;">Jan 23 - Sep 24</p>	 <p style="text-align: center;">2024 2023</p>

Filings by Division																
Divisions		Jan	Feb	Mar	Apr	May	Jun	Jul	Aug	Sep	Oct	Nov	Dec	Thru Sep	% Change	Total
Total	2024	214	211	215	171	202	143	217	288	148	-	-	-	1,809	20%	1,809
	2023	192	167	180	135	158	136	134	169	239	143	175	232	1,510	▲	2,060
Civil	2024	24	24	22	23	19	13	16	20	27	-	-	-	188	33%	188
	2023	14	13	20	16	16	11	11	15	25	9	16	8	141	▲	174
Criminal	2024	66	62	70	31	83	33	81	55	35	-	-	-	516	7%	516
	2023	57	35	45	29	47	47	37	66	119	31	55	45	482	▲	613
Concealed Handgun Permits	2024	72	77	68	61	49	45	58	52	46	-	-	-	528	3%	528
	2023	87	79	65	44	43	48	42	51	54	62	72	48	513	▲	695
Miscellaneous/ Other	2024	52	48	55	55	51	51	62	161	39	-	-	-	574	54%	574
	2023	34	40	50	46	51	30	44	37	41	41	32	130	373	▲	576
Others	2024	-	-	-	1	-	1	-	-	1	-	-	-	3	200%	3
	2023	-	-	-	-	1	-	-	-	-	-	-	1	1	▲	2

Filings by Case Category																
Case Categories		Jan	Feb	Mar	Apr	May	Jun	Jul	Aug	Sep	Oct	Nov	Dec	Thru Sep	% Change	Total
Administrative Law	2024	-	-	1	-	1	-	-	-	-	-	-	-	2	100%	2
	2023	-	-	-	-	-	-	1	-	-	-	-	-	1	▲	1
Contested Divorce	2024	3	3	2	4	1	1	1	2	1	-	-	-	18	50%	18
	2023	3	-	5	1	-	1	-	-	2	-	3	2	12	▲	17
Domestic and Family - Level 1	2024	-	2	3	1	1	-	3	3	5	-	-	-	18	29%	18
	2023	-	1	4	1	2	2	-	1	3	3	2	-	14	▲	19
Domestic and Family - Level 2	2024	-	3	1	-	-	-	3	2	-	-	-	-	9	-44%	9
	2023	-	4	1	-	2	-	1	8	-	-	4	-	16	▼	20
Felonies and Related Matters	2024	39	42	41	17	71	25	67	36	18	-	-	-	356	1%	356
	2023	42	25	29	20	29	33	23	55	95	17	20	27	351	▲	415
General Civil - Level 1	2024	-	-	-	-	-	-	2	-	-	-	-	-	2	-60%	2
	2023	-	1	-	-	-	1	3	-	-	-	-	-	5	▼	5
General Civil - Level 2	2024	2	-	4	7	7	2	4	4	9	-	-	-	39	30%	39
	2023	4	2	1	8	2	3	4	4	2	4	1	-	30	▲	35
General Civil - Level 3	2024	11	9	8	1	3	5	1	4	11	-	-	-	53	152%	53
	2023	3	3	2	2	3	1	1	4	2	1	2	4	21	▲	28
Miscellaneous Civil	2024	85	85	80	69	60	54	77	69	52	-	-	-	631	3%	631
	2023	99	90	76	56	60	52	53	61	63	70	81	55	610	▲	816
Misdemeanor	2024	16	16	19	10	10	5	13	16	15	-	-	-	120	6%	120
	2023	14	10	15	7	10	12	13	9	23	8	23	18	113	▲	162
Other	2024	38	40	41	46	41	42	43	141	32	-	-	-	464	67%	464
	2023	22	28	41	35	34	26	33	27	32	32	23	124	278	▲	457
Other Criminally Related Matters	2024	11	4	10	4	2	3	1	3	2	-	-	-	40	100%	40
	2023	1	-	1	2	8	2	1	2	3	6	12	-	20	▲	38
Probates/Wills & Trusts - Level 1	2024	1	-	-	1	-	-	-	-	-	-	-	-	2	2	2
	2023	-	-	-	-	-	-	-	-	-	-	-	-	0	↔	0
Probates/Wills & Trusts - Level 2	2024	1	1	1	-	-	1	-	1	1	-	-	-	6	100%	6
	2023	-	-	-	-	1	-	1	1	-	-	-	1	3	▲	4
Protective Orders	2024	-	1	-	4	3	-	-	-	-	-	-	-	8	300%	8
	2023	-	-	-	-	-	-	-	-	2	-	-	-	2	▲	2
Uncontested Divorce	2024	7	5	4	7	2	5	2	7	2	-	-	-	41	21%	41
	2023	4	3	5	3	7	3	1	4	4	2	4	1	34	▲	41

Dashboard	Monthly Filings Summary	Jan --- Sep Filings
<p>Court: York Circuit Start/End Date: Jan-23 / Sep-24 2023 Average Month: 349 Jan-Sep 2023: 3,315 Filings Trending: ▼</p>	<p>Circuit/Court ID: 9 209199 Type of Case: Filings 2024 Average Month:300 Jan-Sep 2024 : 2,701 Overall AVG. Month: 328</p> 	

Filings by Division																
Divisions		Jan	Feb	Mar	Apr	May	Jun	Jul	Aug	Sep	Oct	Nov	Dec	Thru Sep	% Change	Total
Total	2024	339	293	295	290	317	253	292	277	345	-	-	-	2,701	-19%	2,701
	2023	415	396	451	346	409	320	325	316	337	318	301	250	3,315	▼	4,184
Civil	2024	53	38	59	53	70	50	59	38	61	-	-	-	481	21%	481
	2023	24	45	47	45	62	51	33	46	45	53	49	37	398	▲	537
Criminal	2024	76	80	62	88	102	82	72	74	88	-	-	-	724	-32%	724
	2023	105	108	154	91	169	75	116	109	134	101	86	48	1,061	▼	1,296
Concealed Handgun Permits	2024	160	138	135	108	101	81	105	119	132	-	-	-	1,079	-20%	1,079
	2023	215	186	182	152	134	134	127	104	110	132	130	105	1,344	▼	1,711
Miscellaneous/ Other	2024	49	37	39	41	42	40	56	45	64	-	-	-	413	-19%	413
	2023	71	57	65	57	44	60	49	56	48	32	36	60	507	▼	635
Others	2024	1	-	-	-	2	-	-	1	-	-	-	-	4	-20%	4
	2023	-	-	3	1	-	-	-	1	-	-	-	-	5	▼	5

Filings by Case Category																
Case Categories		Jan	Feb	Mar	Apr	May	Jun	Jul	Aug	Sep	Oct	Nov	Dec	Thru Sep	% Change	Total
Administrative Law	2024	1	-	-	-	-	-	1	-	1	-	-	-	3	0%	3
	2023	-	-	-	2	1	-	-	-	-	-	-	-	3	↔	3
Contested Divorce	2024	5	3	8	8	5	9	7	7	11	-	-	-	63	29%	63
	2023	2	3	5	-	11	5	5	4	14	6	3	1	49	▲	59
Domestic and Family - Level 1	2024	1	-	16	4	4	6	3	2	7	-	-	-	43	39%	43
	2023	2	4	4	2	1	6	2	7	3	12	4	5	31	▲	52
Domestic and Family - Level 2	2024	15	9	4	10	10	4	12	10	7	-	-	-	81	37%	81
	2023	11	4	15	5	10	5	-	8	1	6	8	8	59	▲	81
Felonies and Related Matters	2024	51	40	34	45	66	46	45	44	52	-	-	-	423	-25%	423
	2023	63	66	89	52	93	33	39	52	78	40	58	24	565	▼	687
General Civil - Level 1	2024	1	1	-	-	-	-	-	-	-	-	-	-	2	-33%	2
	2023	1	1	-	1	-	-	-	-	-	-	-	2	3	▼	5
General Civil - Level 2	2024	9	9	14	14	26	13	12	8	12	-	-	-	117	67%	117
	2023	3	9	6	12	9	7	4	7	13	11	16	8	70	▲	105
General Civil - Level 3	2024	14	5	8	5	10	2	11	1	6	-	-	-	62	29%	62
	2023	8	7	5	6	9	1	5	5	2	4	6	8	48	▲	66
Miscellaneous Civil	2024	202	168	163	143	129	116	149	157	189	-	-	-	1,416	-20%	1,416
	2023	270	236	241	194	171	191	172	149	155	158	160	154	1,779	▼	2,251
Misdemeanor	2024	20	21	14	26	26	21	17	24	32	-	-	-	201	-48%	201
	2023	34	33	54	30	67	29	58	36	42	46	23	14	383	▼	466
Other	2024	5	4	1	5	7	3	5	6	4	-	-	-	40	-15%	40
	2023	5	3	6	5	5	8	4	10	1	7	1	4	47	▼	59
Other Criminally Related Matters	2024	5	19	14	17	10	15	10	6	4	-	-	-	100	-12%	100
	2023	8	9	11	9	9	13	19	21	14	15	5	10	113	▼	143
Probates/Wills & Trusts - Level 1	2024	1	1	-	-	1	-	-	-	-	-	-	-	3	50%	3
	2023	-	1	-	1	-	-	-	-	-	-	-	-	2	▲	2
Probates/Wills & Trusts - Level 2	2024	2	2	3	2	3	5	4	2	5	-	-	-	28	4%	28
	2023	2	3	2	2	9	3	4	1	1	1	2	4	27	▲	34
Protective Orders	2024	-	-	-	-	-	-	-	-	-	-	-	-	0	-100%	0
	2023	-	-	-	-	-	1	-	-	-	-	1	-	1	▼	2
Uncontested Divorce	2024	7	11	16	11	20	13	16	10	15	-	-	-	119	-12%	119
	2023	6	17	13	25	14	18	13	16	13	12	12	10	135	▼	169

This report reflects data in the case management system. Numbers will update accordingly as reports are refreshed and posted.

CPSS-CCMS-10.01 CASELOAD STATISTICS OF THE CIRCUIT COURTS

Williamsburg

January 2023 -- September 2024 Filings

Alexandria and Fairfax Circuit are not Included in State Totals

Dashboard		Monthly Filings Summary		Jan --- Sep Filings					
<p>Court: Williamsburg Circuit Start/End Date: Jan-23 / Sep-24 2023 Average Month: 365 Jan-Sep 2023: 3,391 Filings Trending: ▼</p>	<p>Circuit/Court ID: 9 209830 Type of Case: Filings 2024 Average Month: 358 Jan-Sep 2024 : 3,225 Overall AVG. Month: 362</p>	<p style="font-weight: bold; font-size: 1.2em;">Jan 23 - Sep 24</p>		<table border="1" style="margin: auto;"> <tr> <td style="text-align: center; width: 50px;">3,225</td> <td style="text-align: center; width: 50px;">3,391</td> </tr> <tr> <td style="text-align: center;">2024</td> <td style="text-align: center;">2023</td> </tr> </table>		3,225	3,391	2024	2023
3,225	3,391								
2024	2023								

Filings by Division																
Divisions		Jan	Feb	Mar	Apr	May	Jun	Jul	Aug	Sep	Oct	Nov	Dec	Thru Sep	% Change	Total
Total	2024	410	384	416	314	373	324	329	305	370	-	-	-	3,225	-5%	3,225
	2023	410	394	434	344	418	326	366	368	331	401	276	317	3,391	▼	4,385
Civil	2024	49	45	64	53	50	49	45	57	46	-	-	-	458	-5%	458
	2023	57	47	58	44	56	66	46	57	50	57	41	36	481	▼	615
Criminal	2024	123	89	116	69	103	118	116	73	104	-	-	-	911	-5%	911
	2023	80	84	125	89	151	70	140	104	118	145	91	71	961	▼	1,268
Concealed Handgun Permits	2024	152	141	133	92	107	97	81	105	128	-	-	-	1,036	-11%	1,036
	2023	181	159	163	124	119	105	106	102	100	117	97	120	1,159	▼	1,493
Miscellaneous/ Other	2024	86	109	103	100	113	60	83	69	92	-	-	-	815	4%	815
	2023	92	104	87	86	91	84	74	105	63	82	47	90	786	▲	1,005
Others	2024	-	-	-	-	-	-	4	1	-	-	-	-	5	25%	5
	2023	-	-	1	1	1	1	-	-	-	-	-	-	4	▲	4

Filings by Case Category																
Case Categories		Jan	Feb	Mar	Apr	May	Jun	Jul	Aug	Sep	Oct	Nov	Dec	Thru Sep	% Change	Total
Administrative Law	2024	-	-	2	1	-	1	1	-	-	-	-	-	5	150%	5
	2023	-	2	-	-	-	-	-	-	-	-	1	1	2	▲	4
Contested Divorce	2024	4	6	7	8	5	4	2	6	9	-	-	-	51	-2%	51
	2023	8	10	2	5	7	5	6	3	6	4	4	3	52	▼	63
Domestic and Family - Level 1	2024	-	1	6	9	11	5	4	5	3	-	-	-	44	-14%	44
	2023	6	4	5	6	11	5	5	5	4	4	1	2	51	▼	58
Domestic and Family - Level 2	2024	3	2	2	2	-	2	3	2	5	-	-	-	21	-16%	21
	2023	6	1	6	3	1	3	1	3	1	1	1	4	25	▼	31
Felonies and Related Matters	2024	74	52	83	34	65	67	56	46	62	-	-	-	539	-1%	539
	2023	41	47	76	54	85	35	70	48	88	82	35	40	544	▼	701
General Civil - Level 1	2024	-	3	-	1	1	-	-	-	-	-	-	-	5	0%	5
	2023	-	-	1	-	1	-	-	2	1	1	-	-	5	↔	6
General Civil - Level 2	2024	12	12	18	12	11	17	9	19	13	-	-	-	123	41%	123
	2023	6	6	11	8	10	12	8	13	13	15	11	9	87	▲	122
General Civil - Level 3	2024	11	7	5	4	8	7	8	8	6	-	-	-	64	-41%	64
	2023	14	10	17	7	11	23	9	9	8	17	13	8	108	▼	146
Miscellaneous Civil	2024	187	179	177	122	146	130	126	139	181	-	-	-	1,387	-5%	1,387
	2023	214	197	205	159	151	139	134	140	127	156	122	158	1,466	▼	1,902
Misdemeanor	2024	24	25	31	27	30	29	47	23	34	-	-	-	270	-13%	270
	2023	31	23	32	31	54	22	57	46	15	50	40	20	311	▼	421
Other	2024	47	67	56	69	73	20	36	31	35	-	-	-	434	-5%	434
	2023	55	63	39	49	55	49	45	67	35	39	15	51	457	▼	562
Other Criminally Related Matters	2024	25	13	9	9	8	22	13	4	8	-	-	-	111	-2%	111
	2023	9	14	18	4	12	13	17	10	16	13	16	11	113	▼	153
Probates/Wills & Trusts - Level 1	2024	-	-	2	-	2	-	1	-	-	-	-	-	5	0%	5
	2023	-	2	1	-	-	1	-	1	-	1	-	-	5	↔	6
Probates/Wills & Trusts - Level 2	2024	3	2	4	4	2	2	4	2	5	-	-	-	28	-3%	28
	2023	3	1	1	4	1	4	5	6	4	5	2	4	29	▼	40
Uncontested Divorce	2024	20	15	14	12	11	18	19	20	9	-	-	-	138	1%	138
	2023	17	14	20	14	19	15	9	15	13	12	15	7	136	▲	170

This report reflects data in the case management system. Numbers will update accordingly as reports are refreshed and posted.

Dashboard		Monthly Filings Summary		Jan --- Sep Filings					
<p>Court: Appomattox Circuit Start/End Date: Jan-23 / Sep-24 2023 Average Month: 95 Jan-Sep 2023: 883 Filings Trending: ▲</p>	<p>Circuit/Court ID: 10 210011 Type of Case: Filings 2024 Average Month: 107 Jan-Sep 2024 : 964 Overall AVG. Month: 100</p>	<p style="text-align: center; font-weight: bold; color: white;">Jan 23 - Sep 24</p>		<table border="1" style="margin: auto; border-collapse: collapse;"> <tr> <td style="text-align: center; width: 50px;">964</td> <td style="text-align: center; width: 50px;">883</td> </tr> <tr> <td style="text-align: center;">2024</td> <td style="text-align: center;">2023</td> </tr> </table>		964	883	2024	2023
964	883								
2024	2023								

Filings by Division																
Divisions		Jan	Feb	Mar	Apr	May	Jun	Jul	Aug	Sep	Oct	Nov	Dec	Thru Sep	% Change	Total
Total	2024	116	110	108	101	143	138	61	79	108	-	-	-	964	9%	964
	2023	120	99	140	113	78	57	65	115	96	107	82	65	883	▲	1,137
Civil	2024	9	9	15	11	22	12	6	11	4	-	-	-	99	14%	99
	2023	8	8	7	16	8	9	3	16	12	14	7	11	87	▲	119
Criminal	2024	49	35	33	47	85	79	16	25	68	-	-	-	437	45%	437
	2023	36	29	43	52	23	12	19	56	31	39	33	17	301	▲	390
Concealed Handgun Permits	2024	52	57	53	33	28	42	32	39	32	-	-	-	368	-14%	368
	2023	70	50	83	40	42	27	34	36	45	47	35	32	427	▼	541
Miscellaneous/ Other	2024	6	9	7	10	8	5	7	4	4	-	-	-	60	-10%	60
	2023	6	12	7	5	5	9	8	7	8	7	7	5	67	▼	86
Others	2024	-	-	-	-	-	-	-	-	-	-	-	-	0	-100%	0
	2023	-	-	-	-	-	-	1	-	-	-	-	-	1	▼	1

Filings by Case Category																
Case Categories		Jan	Feb	Mar	Apr	May	Jun	Jul	Aug	Sep	Oct	Nov	Dec	Thru Sep	% Change	Total
Administrative Law	2024	-	-	-	-	-	-	-	1	-	-	-	-	1	1	1
	2023	-	-	-	-	-	-	-	-	-	-	-	-	0	↔	0
Contested Divorce	2024	1	1	-	3	3	1	-	1	-	-	-	-	10	11%	10
	2023	-	-	1	2	1	1	1	3	-	2	2	1	9	▲	14
Domestic and Family - Level 1	2024	-	2	-	2	4	4	-	1	1	-	-	-	14	8%	14
	2023	-	3	1	4	-	-	-	3	2	6	-	3	13	▲	22
Domestic and Family - Level 2	2024	-	1	1	-	2	3	-	1	1	-	-	-	9	-36%	9
	2023	-	4	-	1	2	2	1	3	1	-	-	-	14	▼	14
Felonies and Related Matters	2024	33	30	24	28	75	68	9	19	66	-	-	-	352	52%	352
	2023	30	20	25	48	18	9	16	47	19	20	30	13	232	▲	295
General Civil - Level 1	2024	-	-	-	-	-	-	-	2	-	-	-	-	2	2	2
	2023	-	-	-	-	-	-	-	-	-	-	-	-	0	↔	0
General Civil - Level 2	2024	-	2	3	2	5	-	2	-	1	-	-	-	15	7%	15
	2023	2	1	2	3	1	-	-	3	2	3	2	-	14	▲	19
General Civil - Level 3	2024	6	3	5	-	2	1	1	-	-	-	-	-	18	20%	18
	2023	3	1	1	-	1	4	-	1	4	4	1	4	15	▲	24
Miscellaneous Civil	2024	57	64	60	43	35	47	38	43	36	-	-	-	423	-14%	423
	2023	76	61	90	45	47	36	41	41	53	53	42	37	490	▼	622
Misdemeanor	2024	15	4	9	15	8	7	7	6	2	-	-	-	73	28%	73
	2023	6	8	11	4	5	3	3	9	8	11	3	4	57	▲	75
Other	2024	-	-	-	1	2	-	-	1	-	-	-	-	4	33%	4
	2023	1	-	-	-	-	-	1	1	-	-	-	-	3	▲	3
Other Criminally Related Matters	2024	1	1	-	4	2	4	-	1	-	-	-	-	13	8%	13
	2023	-	1	7	-	-	-	-	-	4	8	-	-	12	▲	20
Probates/Wills & Trusts - Level 1	2024	-	-	-	1	-	-	-	-	-	-	-	-	1	1	1
	2023	-	-	-	-	-	-	-	-	-	-	-	-	0	↔	0
Probates/Wills & Trusts - Level 2	2024	1	-	-	1	1	-	2	-	-	-	-	-	5	25%	5
	2023	-	-	1	1	-	-	-	2	2	-	-	-	4	▲	4
Uncontested Divorce	2024	2	2	6	1	4	3	2	3	1	-	-	-	24	20%	24
	2023	2	-	1	5	3	2	2	2	3	-	2	3	20	▲	25

CPSS-CCMS-10.01 CASELOAD STATISTICS OF THE CIRCUIT COURTS

Buckingham

January 2023 -- September 2024 Filings

Alexandria and Fairfax Circuit are not Included in State Totals

Dashboard	Monthly Filings Summary	Jan --- Sep Filings
<p>Court: Buckingham Circuit Start/End Date: Jan-23 / Sep-24 2023 Average Month: 97 Jan-Sep 2023: 987 Filings Trending: ▼</p> <p>Circuit/Court ID: 10 210029 Type of Case: Filings 2024 Average Month: 97 Jan-Sep 2024 : 869 Overall AVG. Month: 97</p>		

Filings by Division																
Divisions		Jan	Feb	Mar	Apr	May	Jun	Jul	Aug	Sep	Oct	Nov	Dec	Thru Sep	% Change	Total
Total	2024	92	94	95	116	67	112	99	110	84	-	-	-	869	-12%	869
	2023	202	58	121	124	85	105	74	113	105	102	41	36	987	▼	1,166
Civil	2024	10	8	12	8	4	6	12	11	9	-	-	-	80	7%	80
	2023	8	9	7	9	8	9	13	4	8	7	7	1	75	▲	90
Criminal	2024	23	27	27	51	28	59	32	22	32	-	-	-	301	-39%	301
	2023	140	11	50	60	35	68	22	57	48	60	9	18	491	▼	578
Concealed Handgun Permits	2024	38	38	37	34	21	23	27	20	29	-	-	-	267	-11%	267
	2023	43	28	48	36	27	21	24	38	35	23	18	10	300	▼	351
Miscellaneous/Other	2024	21	21	19	23	14	24	28	55	14	-	-	-	219	81%	219
	2023	11	10	16	19	15	7	15	14	14	12	7	7	121	▲	147
Others	2024	-	-	-	-	-	-	-	2	-	-	-	-	2	2	2
	2023	-	-	-	-	-	-	-	-	-	-	-	-	0	↔	0

Filings by Case Category																
Case Categories		Jan	Feb	Mar	Apr	May	Jun	Jul	Aug	Sep	Oct	Nov	Dec	Thru Sep	% Change	Total
Administrative Law	2024	1	-	-	-	-	-	-	-	-	-	-	-	1	-50%	1
	2023	1	-	-	-	1	-	-	-	-	1	1	-	2	▼	4
Contested Divorce	2024	1	2	-	-	2	2	1	-	2	-	-	-	10	-23%	10
	2023	-	-	1	3	1	1	4	2	1	-	-	1	13	▼	14
Domestic and Family - Level 1	2024	3	1	4	1	1	1	2	1	-	-	-	-	14	367%	14
	2023	2	-	-	-	-	1	-	-	-	-	-	-	3	▲	3
Domestic and Family - Level 2	2024	-	-	1	-	-	1	1	1	-	-	-	-	4	-50%	4
	2023	-	1	-	-	2	3	1	-	1	-	2	-	8	▼	10
Felonies and Related Matters	2024	19	19	20	38	17	51	25	18	22	-	-	-	229	-43%	229
	2023	132	5	40	47	26	66	14	40	34	37	8	14	404	▼	463
General Civil - Level 1	2024	-	-	-	-	-	-	-	-	-	-	-	-	0	-100%	0
	2023	1	-	2	-	1	-	-	-	-	-	-	-	4	▼	4
General Civil - Level 2	2024	1	1	1	-	-	1	-	4	6	-	-	-	14	-22%	14
	2023	2	3	2	1	2	2	1	3	2	2	3	-	18	▼	23
General Civil - Level 3	2024	1	2	3	1	-	3	2	-	2	-	-	-	14	56%	14
	2023	1	2	2	-	-	2	2	-	-	2	1	-	9	▲	12
Miscellaneous Civil	2024	44	47	41	39	26	31	34	30	33	-	-	-	325	-12%	325
	2023	50	33	61	47	30	25	30	47	46	32	25	12	369	▼	438
Misdemeanor	2024	4	5	6	10	10	8	6	3	8	-	-	-	60	-13%	60
	2023	8	5	9	11	9	1	6	13	7	23	1	4	69	▼	97
Other	2024	15	12	15	17	9	13	21	47	7	-	-	-	156	232%	156
	2023	3	5	2	8	11	2	10	4	2	2	-	5	47	▲	54
Other Criminally Related Matters	2024	-	3	1	3	1	-	1	2	2	-	-	-	13	-28%	13
	2023	-	1	1	2	-	1	2	4	7	-	-	-	18	▼	18
Probates/Wills & Trusts - Level 1	2024	-	-	-	1	-	-	-	-	-	-	-	-	1	0%	1
	2023	-	-	-	-	-	-	-	-	1	-	-	-	1	↔	1
Probates/Wills & Trusts - Level 2	2024	1	-	1	2	-	-	1	-	-	-	-	-	5	25%	5
	2023	-	-	-	1	-	1	1	-	1	-	-	-	4	▲	4
Uncontested Divorce	2024	2	2	2	4	1	1	5	4	2	-	-	-	23	28%	23
	2023	2	3	1	4	2	-	3	-	3	3	-	-	18	▲	21

This report reflects data in the case management system. Numbers will update accordingly as reports are refreshed and posted.

Dashboard		Monthly Filings Summary		Jan --- Sep Filings					
<p>Court: Charlotte Circuit Start/End Date: Jan-23 / Sep-24 2023 Average Month: 77 Jan-Sep 2023: 630 Filings Trending: ▲</p>	<p>Circuit/Court ID: 10 210037 Type of Case: Filings 2024 Average Month: 75 Jan-Sep 2024 : 674 Overall AVG. Month: 76</p>	<p style="font-weight: bold; font-size: 1.2em;">Jan 23 - Sep 24</p>		<table border="1" style="margin: auto;"> <tr> <td style="text-align: center; width: 50px;">674</td> <td style="text-align: center; width: 50px;">630</td> </tr> <tr> <td style="text-align: center;">2024</td> <td style="text-align: center;">2023</td> </tr> </table>		674	630	2024	2023
674	630								
2024	2023								

Filings by Division																
Divisions		Jan	Feb	Mar	Apr	May	Jun	Jul	Aug	Sep	Oct	Nov	Dec	Thru Sep	% Change	Total
Total	2024	73	67	63	160	41	69	42	66	93	-	-	-	674	7%	674
	2023	51	64	84	50	64	96	52	84	85	91	76	123	630	▲	920
Civil	2024	10	10	7	8	4	7	6	4	10	-	-	-	66	-11%	66
	2023	7	8	11	5	10	3	8	8	14	5	13	9	74	▼	101
Criminal	2024	19	12	12	118	8	27	8	38	45	-	-	-	287	16%	287
	2023	6	27	21	27	16	73	7	39	31	50	32	23	247	▲	352
Concealed Handgun Permits	2024	17	27	24	17	16	11	13	10	19	-	-	-	154	-15%	154
	2023	21	18	39	8	19	12	20	21	23	18	23	15	181	▼	237
Miscellaneous/ Other	2024	26	18	20	17	13	24	15	14	19	-	-	-	166	30%	166
	2023	17	11	13	10	19	8	17	16	17	18	8	76	128	▲	230
Others	2024	1	-	-	-	-	-	-	-	-	-	-	-	1	1	1
	2023	-	-	-	-	-	-	-	-	-	-	-	-	0	↔	0

Filings by Case Category																
Case Categories		Jan	Feb	Mar	Apr	May	Jun	Jul	Aug	Sep	Oct	Nov	Dec	Thru Sep	% Change	Total
Administrative Law	2024	-	-	-	-	-	-	-	-	1	-	-	-	1	1	1
	2023	-	-	-	-	-	-	-	-	-	-	-	-	0	↔	0
Contested Divorce	2024	1	2	-	1	-	1	1	1	-	-	-	-	7	40%	7
	2023	-	-	1	-	1	-	2	-	1	-	1	3	5	▲	9
Domestic and Family - Level 1	2024	1	-	-	1	-	2	2	1	3	-	-	-	10	-50%	10
	2023	1	4	4	2	6	-	-	-	3	1	1	1	20	▼	23
Domestic and Family - Level 2	2024	2	3	-	-	1	1	-	-	1	-	-	-	8	14%	8
	2023	1	-	1	-	-	2	1	1	1	1	2	-	7	▲	10
Felonies and Related Matters	2024	15	9	8	110	6	24	8	32	29	-	-	-	241	19%	241
	2023	4	25	15	21	10	70	3	34	20	46	16	18	202	▲	282
General Civil - Level 1	2024	-	-	-	-	-	-	-	-	-	-	-	-	0	-100%	0
	2023	-	-	-	-	-	-	1	-	-	-	-	-	1	▼	1
General Civil - Level 2	2024	-	-	1	1	1	2	-	2	2	-	-	-	9	13%	9
	2023	-	-	1	-	1	-	2	1	3	1	2	1	8	▲	12
General Civil - Level 3	2024	3	2	4	1	-	-	-	-	1	-	-	-	11	-27%	11
	2023	3	1	1	-	1	1	1	3	4	3	4	1	15	▼	23
Miscellaneous Civil	2024	20	33	31	22	20	21	17	16	20	-	-	-	200	-14%	200
	2023	29	23	44	12	25	15	27	26	31	28	28	21	232	▼	309
Misdemeanor	2024	3	3	4	9	2	2	1	2	16	-	-	-	42	11%	42
	2023	2	1	2	6	7	2	3	5	10	4	10	6	38	▲	58
Other	2024	23	11	13	12	9	14	11	8	18	-	-	-	119	53%	119
	2023	9	7	8	6	12	5	10	12	9	7	3	70	78	▲	158
Other Criminally Related Matters	2024	1	-	-	-	-	1	-	4	-	-	-	-	6	-33%	6
	2023	-	1	5	-	-	1	1	-	1	-	6	-	9	▼	15
Probates/Wills & Trusts - Level 1	2024	1	-	-	-	-	-	-	-	-	-	-	-	1	1	1
	2023	-	-	-	-	-	-	-	-	-	-	-	-	0	↔	0
Probates/Wills & Trusts - Level 2	2024	1	1	-	1	-	1	-	-	-	-	-	-	4	33%	4
	2023	-	-	-	-	1	-	-	-	1	-	-	-	3	▲	3
Uncontested Divorce	2024	2	3	2	2	2	-	2	-	2	-	-	-	15	25%	15
	2023	2	2	3	2	-	-	1	1	1	-	3	2	12	▲	17

Dashboard		Monthly Filings Summary		Jan --- Sep Filings					
<p>Court: Cumberland Circuit Start/End Date: Jan-23 / Sep-24 2023 Average Month: 51 Jan-Sep 2023: 455 Filings Trending: ▲</p>	<p>Circuit/Court ID: 10 210049 Type of Case: Filings 2024 Average Month: 54 Jan-Sep 2024 : 485 Overall AVG. Month: 52</p>	<p style="text-align: center; font-weight: bold; color: #0056b3;">Jan 23 - Sep 24</p>		<table border="1" style="margin: auto;"> <tr> <td style="text-align: center; font-weight: bold; font-size: 1.2em;">485</td> <td style="text-align: center; font-weight: bold; font-size: 1.2em;">455</td> </tr> <tr> <td style="text-align: center; font-size: 0.8em;">2024</td> <td style="text-align: center; font-size: 0.8em;">2023</td> </tr> </table>		485	455	2024	2023
485	455								
2024	2023								

Filings by Division																
Divisions		Jan	Feb	Mar	Apr	May	Jun	Jul	Aug	Sep	Oct	Nov	Dec	Thru Sep	% Change	Total
Total	2024	52	58	54	51	36	60	49	68	57	-	-	-	485	7%	485
	2023	64	63	48	48	34	61	35	54	48	40	52	62	455	▲	609
Civil	2024	5	4	2	3	4	1	6	7	7	-	-	-	39	-33%	39
	2023	6	7	7	3	4	6	6	12	7	6	6	9	58	▼	79
Criminal	2024	5	21	11	14	11	38	15	20	20	-	-	-	155	7%	155
	2023	21	24	6	21	6	31	11	11	14	11	19	15	145	▲	190
Concealed Handgun Permits	2024	28	18	25	22	16	15	16	25	21	-	-	-	186	3%	186
	2023	26	23	28	18	16	15	14	22	19	16	20	29	181	▲	246
Miscellaneous/Other	2024	14	15	16	12	5	6	11	15	9	-	-	-	103	45%	103
	2023	11	9	7	6	8	9	4	9	8	7	7	9	71	▲	94
Others	2024	-	-	-	-	-	-	1	1	-	-	-	-	2	2	2
	2023	-	-	-	-	-	-	-	-	-	-	-	-	0	↔	0

Filings by Case Category																
Case Categories		Jan	Feb	Mar	Apr	May	Jun	Jul	Aug	Sep	Oct	Nov	Dec	Thru Sep	% Change	Total
Contested Divorce	2024	-	-	1	1	1	1	-	2	-	-	-	-	6	20%	6
	2023	-	2	-	1	-	1	-	1	-	-	-	2	5	▲	7
Domestic and Family - Level 1	2024	-	-	-	-	2	-	1	-	2	-	-	-	5	0%	5
	2023	1	-	-	-	-	-	-	1	3	-	4	-	5	↔	9
Domestic and Family - Level 2	2024	-	1	-	-	-	-	-	-	-	-	-	-	1	-50%	1
	2023	-	-	-	-	1	-	-	-	1	-	-	-	2	▼	2
Felonies and Related Matters	2024	3	20	8	8	8	30	9	10	10	-	-	-	106	34%	106
	2023	15	13	2	11	5	13	4	4	12	6	13	13	79	▲	111
General Civil - Level 1	2024	-	-	-	-	-	-	-	-	-	-	-	-	0	0	0
	2023	-	-	-	-	-	-	-	-	-	1	-	-	0	↔	1
General Civil - Level 2	2024	1	1	1	-	-	-	1	-	3	-	-	-	7	17%	7
	2023	1	-	1	-	1	-	1	1	1	2	-	5	6	▲	13
General Civil - Level 3	2024	2	1	-	1	-	-	2	2	2	-	-	-	10	-41%	10
	2023	3	2	-	-	1	4	2	4	1	-	-	1	17	▼	18
Miscellaneous Civil	2024	36	20	33	26	19	19	19	32	25	-	-	-	229	2%	229
	2023	34	27	33	22	21	20	17	30	20	22	26	37	224	▲	309
Misdemeanor	2024	2	1	3	4	3	8	5	10	10	-	-	-	46	-4%	46
	2023	6	6	3	5	-	18	3	5	2	5	6	2	48	▼	61
Other	2024	6	13	8	8	2	2	9	8	4	-	-	-	60	100%	60
	2023	3	5	3	2	2	4	2	2	7	1	1	1	30	▲	33
Other Criminally Related Matters	2024	-	-	-	2	-	-	1	-	-	-	-	-	3	-83%	3
	2023	-	5	1	5	1	-	4	2	-	-	-	-	18	▼	18
Probates/Wills & Trusts - Level 2	2024	1	-	-	1	-	-	-	1	-	-	-	-	3	50%	3
	2023	-	1	1	-	-	-	-	-	-	1	-	-	2	▲	3
Uncontested Divorce	2024	1	1	-	-	1	-	2	3	1	-	-	-	9	-53%	9
	2023	1	2	4	2	2	1	2	4	1	2	2	1	19	▼	24

Dashboard	Monthly Filings Summary	Jan --- Sep Filings
<p>Court: Halifax Circuit Start/End Date: Jan-23 / Sep-24 2023 Average Month: 224 Jan-Sep 2023: 1,995 Filings Trending: ▼</p> <p>Circuit/Court ID: 10 210083 Type of Case: Filings 2024 Average Month: 208 Jan-Sep 2024 : 1,870 Overall AVG. Month: 217</p>	<p>Jan 23 - Sep 24</p>	<p>2024: 1,870 2023: 1,995</p>

Filings by Division																
Divisions		Jan	Feb	Mar	Apr	May	Jun	Jul	Aug	Sep	Oct	Nov	Dec	Thru Sep	% Change	Total
Total	2024	245	232	238	197	197	173	208	200	180	-	-	-	1,870	-6%	1,870
	2023	249	222	247	289	201	223	181	226	157	339	171	180	1,995	▼	2,685
Civil	2024	15	18	25	23	32	19	26	19	16	-	-	-	193	-17%	193
	2023	24	19	31	34	12	37	18	36	22	26	18	23	233	▼	300
Criminal	2024	137	111	103	87	85	96	99	82	85	-	-	-	885	2%	885
	2023	93	76	97	172	120	82	64	89	77	216	91	84	870	▲	1,261
Concealed Handgun Permits	2024	66	66	64	61	48	29	38	49	57	-	-	-	478	-18%	478
	2023	98	82	80	52	47	61	60	63	43	73	50	61	586	▼	770
Miscellaneous/Other	2024	27	37	46	26	32	29	44	50	22	-	-	-	313	3%	313
	2023	34	45	39	31	22	43	39	37	14	23	12	12	304	▲	351
Others	2024	-	-	-	-	-	-	1	-	-	-	-	-	1	-50%	1
	2023	-	-	-	-	-	-	-	1	1	1	-	-	2	▼	3

Filings by Case Category																
Case Categories		Jan	Feb	Mar	Apr	May	Jun	Jul	Aug	Sep	Oct	Nov	Dec	Thru Sep	% Change	Total
Administrative Law	2024	-	-	-	-	1	-	-	-	-	-	-	-	1	-67%	1
	2023	-	-	2	-	-	-	-	-	1	-	-	-	3	▼	3
Contested Divorce	2024	2	3	2	3	4	2	9	3	7	-	-	-	35	25%	35
	2023	4	2	5	3	1	6	1	3	3	2	1	3	28	▲	34
Domestic and Family - Level 1	2024	1	3	4	1	10	1	5	1	1	-	-	-	27	170%	27
	2023	3	-	-	2	-	2	1	1	1	4	4	1	10	▲	19
Domestic and Family - Level 2	2024	1	-	2	-	1	1	-	1	-	-	-	-	6	-40%	6
	2023	1	3	-	-	-	3	1	2	-	1	2	-	10	▼	13
Felonies and Related Matters	2024	92	68	75	55	61	70	81	56	59	-	-	-	617	9%	617
	2023	42	47	70	143	77	46	38	58	43	104	57	60	564	▲	785
General Civil - Level 1	2024	-	2	-	1	-	1	-	-	-	-	-	-	4	100%	4
	2023	-	1	-	-	-	1	-	-	-	-	-	-	2	▲	2
General Civil - Level 2	2024	3	4	1	3	3	3	1	3	3	-	-	-	24	-35%	24
	2023	5	1	4	7	3	5	4	4	4	2	2	3	37	▼	44
General Civil - Level 3	2024	3	2	10	11	5	7	4	5	-	-	-	-	47	-13%	47
	2023	5	3	7	19	4	3	5	6	2	6	2	4	54	▼	66
Miscellaneous Civil	2024	74	85	86	73	57	43	57	61	65	-	-	-	601	-14%	601
	2023	112	97	94	61	56	77	71	75	55	95	61	72	698	▼	926
Misdemeanor	2024	45	35	21	28	24	26	18	25	25	-	-	-	247	2%	247
	2023	40	29	29	19	38	28	18	21	20	102	22	24	242	▲	390
Other	2024	15	17	21	13	21	16	24	38	12	-	-	-	177	-11%	177
	2023	20	30	26	20	13	30	24	34	1	2	-	-	198	▼	200
Other Criminally Related Matters	2024	1	8	7	4	-	1	-	1	2	-	-	-	24	-65%	24
	2023	11	1	2	10	5	8	8	10	14	10	12	1	69	▼	92
Probates/Wills & Trusts - Level 1	2024	-	-	-	-	1	-	1	-	-	-	-	-	2	0%	2
	2023	-	-	-	-	-	1	-	1	-	-	-	-	2	↔	2
Probates/Wills & Trusts - Level 2	2024	-	1	2	-	4	1	-	-	-	-	-	-	8	-58%	8
	2023	-	-	1	-	1	5	2	3	7	1	2	3	19	▼	25
Protective Orders	2024	-	-	-	-	-	-	2	-	-	-	-	-	2	2	2
	2023	-	-	-	-	-	-	-	-	-	-	-	-	0	↔	0
Uncontested Divorce	2024	8	4	7	5	5	1	6	6	6	-	-	-	48	-19%	48
	2023	6	8	7	5	3	8	8	8	6	10	6	9	59	▼	84

This report reflects data in the case management system. Numbers will update accordingly as reports are refreshed and posted.

CPSS-CCMS-10.01 CASELOAD STATISTICS OF THE CIRCUIT COURTS

Lunenburg

January 2023 -- September 2024 Filings

Alexandria and Fairfax Circuit are not Included in State Totals

Dashboard		Monthly Filings Summary		Jan --- Sep Filings					
<p>Court: Lunenburg Circuit Start/End Date: Jan-23 / Sep-24 2023 Average Month: 51 Jan-Sep 2023: 439 Filings Trending: ▼</p>	<p>Circuit/Court ID: 10 210111 Type of Case: Filings 2024 Average Month: 47 Jan-Sep 2024 : 421 Overall AVG. Month: 49</p>	<p style="text-align: center; font-weight: bold; color: white;">Jan 23 - Sep 24</p>		<table border="1" style="margin: auto;"> <tr> <td style="text-align: center; font-weight: bold; font-size: 1.2em;">421</td> <td style="text-align: center; font-weight: bold; font-size: 1.2em;">439</td> </tr> <tr> <td style="text-align: center; font-size: 0.8em;">2024</td> <td style="text-align: center; font-size: 0.8em;">2023</td> </tr> </table>		421	439	2024	2023
421	439								
2024	2023								

Filings by Division																
Divisions		Jan	Feb	Mar	Apr	May	Jun	Jul	Aug	Sep	Oct	Nov	Dec	Thru Sep	% Change	Total
Total	2024	38	45	59	40	64	38	49	41	47	-	-	-	421	-4%	421
	2023	52	58	56	56	53	40	39	59	26	72	56	39	439	▼	606
Civil	2024	3	8	10	5	9	1	1	2	5	-	-	-	44	69%	44
	2023	2	7	-	2	5	5	1	1	3	2	2	2	26	▲	32
Criminal	2024	15	9	16	9	28	14	23	14	5	-	-	-	133	-1%	133
	2023	6	20	5	33	16	17	10	21	6	37	26	4	134	▼	201
Concealed Handgun Permits	2024	13	24	24	21	24	17	19	20	32	-	-	-	194	3%	194
	2023	28	23	35	13	24	13	17	25	11	26	18	16	189	▲	249
Miscellaneous/Other	2024	7	4	9	4	3	6	6	5	5	-	-	-	49	-46%	49
	2023	16	8	16	8	8	5	11	12	6	7	10	17	90	▼	124
Others	2024	-	-	-	1	-	-	-	-	-	-	-	-	1	1	1
	2023	-	-	-	-	-	-	-	-	-	-	-	-	0	↔	0

Filings by Case Category																
Case Categories		Jan	Feb	Mar	Apr	May	Jun	Jul	Aug	Sep	Oct	Nov	Dec	Thru Sep	% Change	Total
Contested Divorce	2024	1	1	1	2	6	-	-	-	-	-	-	-	11	175%	11
	2023	1	1	-	1	-	1	-	-	-	-	-	1	4	▲	5
Domestic and Family - Level 1	2024	-	1	2	-	-	-	-	-	-	-	-	-	3	50%	3
	2023	-	2	-	-	-	-	-	-	-	-	-	-	2	▲	2
Domestic and Family - Level 2	2024	-	-	-	1	-	1	-	-	2	-	-	-	4	4	4
	2023	-	-	-	-	-	-	-	-	-	-	-	-	0	↔	0
Felonies and Related Matters	2024	14	7	13	8	18	9	19	11	3	-	-	-	102	11%	102
	2023	3	8	3	22	14	15	6	17	4	31	17	4	92	▲	144
General Civil - Level 1	2024	1	-	-	-	1	-	-	-	-	-	-	-	2	100%	2
	2023	-	-	-	1	-	-	-	-	-	-	-	-	1	▲	1
General Civil - Level 2	2024	1	3	3	3	1	2	4	2	2	-	-	-	21	-32%	21
	2023	10	2	5	3	1	1	7	1	1	1	-	3	31	▼	35
General Civil - Level 3	2024	1	4	-	-	1	2	1	1	1	-	-	-	11	-48%	11
	2023	5	2	2	1	2	-	2	4	3	-	1	1	21	▼	23
Miscellaneous Civil	2024	18	26	33	22	25	19	20	23	35	-	-	-	221	-1%	221
	2023	29	28	44	16	29	17	19	28	13	32	27	30	223	▼	312
Misdemeanor	2024	1	2	3	-	2	2	2	2	2	-	-	-	16	-56%	16
	2023	2	12	2	11	2	2	1	3	1	6	5	-	36	▼	47
Other	2024	-	-	-	1	-	-	-	-	-	-	-	-	1	-86%	1
	2023	-	-	-	-	1	1	-	4	1	-	1	-	7	▼	8
Other Criminally Related Matters	2024	-	-	-	1	8	3	2	1	-	-	-	-	15	150%	15
	2023	1	-	-	-	-	-	3	1	1	-	4	-	6	▲	10
Probates/Wills & Trusts - Level 2	2024	-	-	-	-	-	-	-	-	-	-	-	-	0	-100%	0
	2023	-	1	-	-	-	-	-	-	2	1	-	-	3	▼	4
Protective Orders	2024	-	-	1	-	-	-	-	-	2	-	-	-	3	3	3
	2023	-	-	-	-	-	-	-	-	-	-	-	-	0	↔	0
Uncontested Divorce	2024	1	1	3	2	2	-	1	1	-	-	-	-	11	-15%	11
	2023	1	2	-	1	4	3	1	1	-	1	1	-	13	▼	15

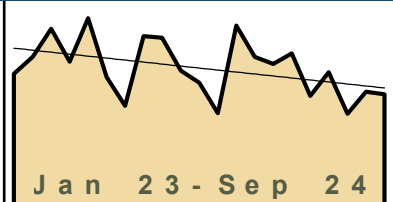
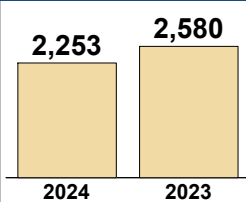
This report reflects data in the case management system. Numbers will update accordingly as reports are refreshed and posted.

CPSS-CCMS-10.01 CASELOAD STATISTICS OF THE CIRCUIT COURTS

Mecklenburg

January 2023 -- September 2024 Filings

Alexandria and Fairfax Circuit are not Included in State Totals

Dashboard	Monthly Filings Summary	Jan --- Sep Filings
<p>Court: Mecklenburg Circuit Start/End Date: Jan-23 / Sep-24 2023 Average Month: 271 Jan-Sep 2023: 2,580 Filings Trending: ▼</p>	<p>Circuit/Court ID: 10 210117 Type of Case: Filings 2024 Average Month: 250 Jan-Sep 2024 : 2,253 Overall AVG. Month: 262</p>  <p style="text-align: center;">Jan 23 - Sep 24</p>	<p style="text-align: center;">2,253 2,580</p>  <p style="text-align: center;">2024 2023</p>

Filings by Division																
Divisions		Jan	Feb	Mar	Apr	May	Jun	Jul	Aug	Sep	Oct	Nov	Dec	Thru Sep	% Change	Total
Total	2024	343	283	270	290	209	254	175	217	212	-	-	-	2,253	-13%	2,253
	2023	251	283	337	274	357	245	190	323	320	257	234	176	2,580	▼	3,247
Civil	2024	40	45	36	36	37	47	27	41	62	-	-	-	371	-22%	371
	2023	33	52	79	50	51	47	29	36	98	41	44	34	475	▼	594
Criminal	2024	186	128	132	163	73	134	65	87	104	-	-	-	1,072	-6%	1,072
	2023	81	116	116	98	194	112	94	202	122	116	111	87	1,135	▼	1,449
Concealed Handgun Permits	2024	76	62	62	52	57	40	50	67	39	-	-	-	505	-18%	505
	2023	94	72	83	85	74	55	42	53	56	54	53	30	614	▼	751
Miscellaneous/Other	2024	40	47	37	39	41	32	29	22	7	-	-	-	294	-16%	294
	2023	42	42	59	41	38	30	24	32	44	46	25	25	352	▼	448
Others	2024	1	1	3	-	1	1	4	-	-	-	-	-	11	175%	11
	2023	1	1	-	-	-	1	1	-	-	-	1	-	4	▲	5

Filings by Case Category																
Case Categories		Jan	Feb	Mar	Apr	May	Jun	Jul	Aug	Sep	Oct	Nov	Dec	Thru Sep	% Change	Total
Administrative Law	2024	-	-	-	-	-	-	-	1	-	-	-	-	1	0%	1
	2023	-	-	-	-	-	1	-	-	-	-	-	-	1	↔	1
Capital Murder	2024	-	-	-	-	-	3	-	-	-	-	-	-	3	50%	3
	2023	-	-	-	-	-	-	-	2	-	-	-	-	2	▲	2
Contested Divorce	2024	8	16	7	9	11	11	6	8	9	-	-	-	85	-11%	85
	2023	4	11	28	10	13	3	9	5	13	5	6	6	96	▼	113
Domestic and Family - Level 1	2024	4	1	2	2	-	3	2	3	-	-	-	-	17	-72%	17
	2023	3	9	10	5	5	12	4	5	8	2	6	1	61	▼	70
Domestic and Family - Level 2	2024	1	-	-	1	1	1	-	-	1	-	-	-	5	-44%	5
	2023	-	-	-	-	2	3	-	1	3	1	-	2	9	▼	12
Felonies and Related Matters	2024	157	81	68	121	51	82	29	54	73	-	-	-	716	-12%	716
	2023	60	94	84	57	165	69	70	132	81	89	69	29	812	▼	999
General Civil - Level 1	2024	-	-	-	-	-	1	-	1	1	-	-	-	3	50%	3
	2023	-	-	1	-	-	-	1	-	-	-	1	-	2	▲	3
General Civil - Level 2	2024	5	2	3	6	8	9	2	7	5	-	-	-	47	38%	47
	2023	2	3	4	2	3	2	5	3	10	9	4	6	34	▲	53
General Civil - Level 3	2024	1	5	2	2	1	-	3	3	28	-	-	-	45	-34%	45
	2023	2	2	5	2	3	3	2	3	46	2	6	5	68	▼	81
Miscellaneous Civil	2024	85	83	73	65	68	51	61	82	46	-	-	-	614	-17%	614
	2023	103	85	100	107	84	67	47	65	78	74	62	43	736	▼	915
Misdemeanor	2024	23	32	60	36	11	44	26	28	26	-	-	-	286	10%	286
	2023	20	22	24	18	24	35	20	60	37	26	37	51	260	▲	374
Other	2024	31	25	29	24	30	25	21	6	-	-	-	-	191	-15%	191
	2023	35	29	40	18	27	17	16	19	23	24	16	10	224	▼	274
Other Criminally Related Matters	2024	6	15	4	6	11	5	12	5	5	-	-	-	69	8%	69
	2023	1	2	8	23	6	8	4	8	4	1	5	7	64	▲	77
Probates/Wills & Trusts - Level 1	2024	-	-	1	1	1	-	-	2	-	-	-	-	5	-38%	5
	2023	-	3	-	1	2	1	1	-	-	-	-	-	8	▼	8
Probates/Wills & Trusts - Level 2	2024	2	1	-	2	-	1	-	-	2	-	-	-	8	0%	8
	2023	2	2	2	1	-	-	-	-	1	3	-	-	8	↔	11
Protective Orders	2024	-	-	-	-	-	-	-	-	-	-	-	-	0	-100%	0
	2023	-	-	1	-	-	-	-	-	-	-	-	-	1	▼	1
Uncontested Divorce	2024	20	22	21	15	16	18	13	17	16	-	-	-	158	-19%	158
	2023	19	21	30	30	23	24	11	20	16	21	22	16	194	▼	253

This report reflects data in the case management system. Numbers will update accordingly as reports are refreshed and posted.

Dashboard		Monthly Filings Summary		Jan --- Sep Filings	
Court: Prince Edward Circuit	Circuit/Court ID: 10 210147			1,073 1,043	
Start/End Date: Jan-23 / Sep-24	Type of Case: Filings				
2023 Average Month: 114	2024 Average Month: 119			2024 2023	
Jan-Sep 2023: 1,043	Jan-Sep 2024 : 1,073				
Filings Trending: ▲	Overall AVG. Month: 116				

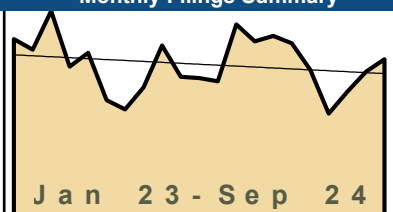
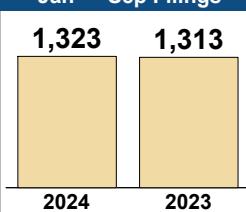
Filings by Division																
Divisions		Jan	Feb	Mar	Apr	May	Jun	Jul	Aug	Sep	Oct	Nov	Dec	Thru Sep	% Change	Total
Total	2024	122	91	110	211	105	86	88	123	137	-	-	-	1,073	3%	1,073
	2023	120	90	119	96	126	130	123	103	136	123	106	97	1,043	▲	1,369
Civil	2024	9	6	12	20	16	9	11	16	15	-	-	-	114	15%	114
	2023	7	6	10	8	20	10	17	8	13	9	10	11	99	▲	129
Criminal	2024	63	28	55	146	48	47	41	63	84	-	-	-	575	25%	575
	2023	37	30	47	33	51	74	65	39	83	68	51	46	459	▲	624
Concealed Handgun Permits	2024	26	33	20	15	24	21	19	27	18	-	-	-	203	-23%	203
	2023	42	38	34	31	23	18	17	34	25	29	26	28	262	▼	345
Miscellaneous/ Other	2024	24	23	23	30	17	9	17	17	20	-	-	-	180	-19%	180
	2023	34	15	28	23	32	28	24	22	15	17	19	12	221	▼	269
Others	2024	-	1	-	-	-	-	-	-	-	-	-	-	1	-50%	1
	2023	-	1	-	1	-	-	-	-	-	-	-	-	2	▼	2

Filings by Case Category																
Case Categories		Jan	Feb	Mar	Apr	May	Jun	Jul	Aug	Sep	Oct	Nov	Dec	Thru Sep	% Change	Total
Administrative Law	2024	-	-	-	-	-	-	-	-	-	-	-	-	0	-100%	0
	2023	-	-	-	-	-	-	-	1	-	-	-	-	1	▼	1
Capital Murder	2024	-	-	-	-	-	-	-	-	-	-	-	-	0	-100%	0
	2023	-	-	1	-	-	-	-	1	-	-	-	-	2	▼	2
Contested Divorce	2024	4	1	1	2	3	-	2	2	1	-	-	-	16	14%	16
	2023	2	-	1	2	3	-	4	1	1	1	-	1	14	▲	16
Domestic and Family - Level 1	2024	-	-	1	4	-	-	-	3	4	-	-	-	12	0%	12
	2023	-	-	1	-	2	1	2	2	4	2	2	-	12	↔	16
Domestic and Family - Level 2	2024	-	-	1	-	1	-	-	1	1	-	-	-	4	33%	4
	2023	-	-	1	-	-	-	-	2	-	-	-	1	3	▲	4
Felonies and Related Matters	2024	61	8	44	129	38	31	32	54	70	-	-	-	467	45%	467
	2023	27	19	33	18	41	51	44	22	66	48	42	37	321	▲	448
General Civil - Level 1	2024	-	-	-	-	-	-	-	-	-	-	-	-	0	-100%	0
	2023	-	1	-	-	-	-	-	-	-	-	-	-	1	▼	1
General Civil - Level 2	2024	2	4	5	4	5	5	1	3	3	-	-	-	32	88%	32
	2023	-	1	3	1	4	2	4	1	1	4	2	4	17	▲	27
General Civil - Level 3	2024	-	3	2	3	1	2	-	3	2	-	-	-	16	129%	16
	2023	-	1	1	-	2	-	1	1	1	-	1	3	7	▲	11
Miscellaneous Civil	2024	36	41	36	27	29	28	27	35	28	-	-	-	287	-18%	287
	2023	46	43	47	44	38	31	27	42	32	39	33	30	350	▼	452
Misdemeanor	2024	3	18	8	17	9	14	9	7	12	-	-	-	97	-17%	97
	2023	10	11	13	13	8	18	18	10	16	12	9	9	117	▼	147
Other	2024	14	12	7	17	12	3	10	8	9	-	-	-	92	-33%	92
	2023	31	10	15	11	18	16	15	12	9	7	12	10	137	▼	166
Other Criminally Related Matters	2024	-	2	3	1	1	2	-	2	2	-	-	-	13	-35%	13
	2023	-	-	-	2	3	5	3	6	1	8	-	-	20	▼	28
Probates/Wills & Trusts - Level 1	2024	1	-	-	-	-	-	-	-	-	-	-	-	1	-50%	1
	2023	-	1	-	-	-	-	-	1	-	-	-	-	2	▼	2
Probates/Wills & Trusts - Level 2	2024	1	-	1	2	2	-	1	-	2	-	-	-	9	29%	9
	2023	1	1	2	1	-	1	-	-	1	-	1	-	7	▲	8
Protective Orders	2024	-	-	-	-	1	-	2	1	-	-	-	-	4	100%	4
	2023	-	-	-	-	-	-	-	-	2	-	-	2	2	▲	4
Uncontested Divorce	2024	-	2	1	5	3	1	4	4	3	-	-	-	23	-23%	23
	2023	3	2	1	4	7	5	4	2	2	2	2	2	30	▼	36

Dashboard		Monthly Filings Summary		Jan --- Sep Filings					
<p>Court: Amelia Circuit Start/End Date: Jan-23 / Sep-24 2023 Average Month: 73 Jan-Sep 2023: 644 Filings Trending: ▲</p>	<p>Circuit/Court ID: 11 211007 Type of Case: Filings 2024 Average Month: 79 Jan-Sep 2024 : 707 Overall AVG. Month: 75</p>			<table border="1" style="margin: auto;"> <tr> <td style="text-align: center; width: 50px;">707</td> <td style="text-align: center; width: 50px;">644</td> </tr> <tr> <td style="text-align: center;">2024</td> <td style="text-align: center;">2023</td> </tr> </table>		707	644	2024	2023
707	644								
2024	2023								

Filings by Division																
Divisions		Jan	Feb	Mar	Apr	May	Jun	Jul	Aug	Sep	Oct	Nov	Dec	Thru Sep	% Change	Total
Total	2024	85	94	59	69	65	79	85	67	104	-	-	-	707	10%	707
	2023	87	68	78	73	54	79	60	88	57	74	60	98	644	▲	876
Civil	2024	6	10	9	8	13	9	4	8	2	-	-	-	69	19%	69
	2023	5	5	6	8	8	6	6	7	7	6	6	5	58	▲	75
Criminal	2024	22	19	7	16	13	23	37	16	43	-	-	-	196	-5%	196
	2023	21	20	14	25	10	33	18	44	21	21	15	49	206	▼	291
Concealed Handgun Permits	2024	46	45	32	33	28	30	26	30	42	-	-	-	312	6%	312
	2023	47	33	48	29	27	32	30	24	25	35	32	36	295	▲	398
Miscellaneous/ Other	2024	10	20	11	12	11	17	18	13	16	-	-	-	128	51%	128
	2023	14	10	10	11	9	8	6	13	4	12	7	8	85	▲	112
Others	2024	1	-	-	-	-	-	-	-	1	-	-	-	2	2	2
	2023	-	-	-	-	-	-	-	-	-	-	-	-	0	↔	0

Filings by Case Category																
Case Categories		Jan	Feb	Mar	Apr	May	Jun	Jul	Aug	Sep	Oct	Nov	Dec	Thru Sep	% Change	Total
Contested Divorce	2024	1	2	1	1	2	2	1	1	-	-	-	-	11	22%	11
	2023	-	-	2	1	-	2	2	2	-	1	2	-	9	▲	12
Domestic and Family - Level 1	2024	-	1	2	2	2	-	-	1	-	-	-	-	8	33%	8
	2023	-	1	-	3	-	1	-	-	1	-	2	-	6	▲	8
Domestic and Family - Level 2	2024	-	-	-	-	-	1	-	2	-	-	-	-	3	200%	3
	2023	-	-	1	-	-	-	-	-	-	-	-	-	1	▲	1
Felonies and Related Matters	2024	18	13	3	12	9	18	11	9	30	-	-	-	123	-4%	123
	2023	10	14	10	20	5	29	13	16	11	17	7	35	128	▼	187
General Civil - Level 1	2024	1	-	-	-	-	-	-	-	-	-	-	-	1	1	1
	2023	-	-	-	-	-	-	-	-	-	-	-	-	0	↔	0
General Civil - Level 2	2024	2	-	1	2	2	2	3	1	1	-	-	-	14	-22%	14
	2023	1	1	2	4	1	2	3	1	3	3	1	2	18	▼	24
General Civil - Level 3	2024	2	2	2	-	6	4	2	2	1	-	-	-	21	200%	21
	2023	3	-	-	1	-	-	1	1	1	1	-	2	7	▲	10
Miscellaneous Civil	2024	50	57	38	39	35	34	37	33	47	-	-	-	370	8%	370
	2023	56	38	52	32	35	36	36	31	28	42	34	41	344	▲	461
Misdemeanor	2024	4	6	2	4	3	5	26	5	9	-	-	-	64	-15%	64
	2023	10	4	4	4	10	4	3	26	10	4	7	13	75	▼	99
Other	2024	7	9	3	5	3	11	5	7	12	-	-	-	62	94%	62
	2023	5	5	6	6	-	3	-	6	1	3	3	2	32	▲	40
Other Criminally Related Matters	2024	-	1	2	-	1	1	-	2	4	-	-	-	11	38%	11
	2023	1	2	-	1	-	-	2	2	-	-	1	1	8	▲	10
Probates/Wills & Trusts - Level 1	2024	-	-	-	-	-	-	-	-	-	-	-	-	0	-100%	0
	2023	-	-	-	-	-	-	-	1	-	-	-	-	1	▼	1
Probates/Wills & Trusts - Level 2	2024	-	-	1	1	-	-	-	1	-	-	-	-	3	200%	3
	2023	-	1	-	-	-	-	-	-	-	1	1	1	1	▲	4
Uncontested Divorce	2024	-	3	4	3	2	1	-	3	-	-	-	-	16	14%	16
	2023	1	2	1	1	3	2	2	2	2	2	2	1	14	▲	19

Dashboard		Circuit/Court ID: 11 211053		Monthly Filings Summary		Jan --- Sep Filings		
Court: Dinwiddie Circuit	Start/End Date: Jan-23 / Sep-24	Type of Case: Filings	2023 Average Month: 142	2024 Average Month: 147			1,323	1,313
Jan-Sep 2023: 1,313	Jan-Sep 2024: 1,323	Overall AVG. Month: 144	Filings Trending: ↔					

Filings by Division																
Divisions		Jan	Feb	Mar	Apr	May	Jun	Jul	Aug	Sep	Oct	Nov	Dec	Thru Sep	% Change	Total
Total	2024	182	166	171	164	139	97	118	137	149	-	-	-	1,323	1%	1,323
	2023	168	158	195	142	155	110	101	122	162	132	131	128	1,313	▲	1,704
Civil	2024	18	24	17	21	17	14	15	33	27	-	-	-	186	13%	186
	2023	22	17	19	19	23	17	16	14	17	23	22	20	164	▲	229
Criminal	2024	85	65	59	65	51	36	42	33	42	-	-	-	478	11%	478
	2023	35	45	61	57	60	36	14	47	77	42	36	54	432	▲	564
Concealed Handgun Permits	2024	63	67	71	56	45	40	53	54	54	-	-	-	503	-12%	503
	2023	94	82	92	54	60	40	52	46	54	49	62	44	574	▼	729
Miscellaneous/Other	2024	16	10	21	22	26	7	8	17	22	-	-	-	149	4%	149
	2023	17	14	23	12	12	17	19	15	14	17	11	10	143	▲	181
Others	2024	-	-	3	-	-	-	-	-	4	-	-	-	7	7	7
	2023	-	-	-	-	-	-	-	-	-	1	-	-	0	↔	1

Filings by Case Category																
Case Categories		Jan	Feb	Mar	Apr	May	Jun	Jul	Aug	Sep	Oct	Nov	Dec	Thru Sep	% Change	Total
Administrative Law	2024	-	-	1	-	-	-	-	-	-	-	-	-	1	1	1
	2023	-	-	-	-	-	-	-	-	-	-	-	-	0	↔	0
Capital Murder	2024	-	1	-	-	-	-	-	-	-	-	-	-	1	1	1
	2023	-	-	-	-	-	-	-	-	-	-	-	-	0	↔	0
Contested Divorce	2024	-	2	1	3	1	4	1	2	1	-	-	-	15	50%	15
	2023	2	-	1	1	2	-	3	-	1	3	2	3	10	▲	18
Domestic and Family - Level 1	2024	3	5	3	1	2	-	2	5	8	-	-	-	29	123%	29
	2023	4	1	1	1	3	2	1	-	-	3	2	5	13	▲	23
Domestic and Family - Level 2	2024	-	2	2	2	5	-	-	-	-	-	-	-	11	-42%	11
	2023	1	2	3	2	6	2	2	1	-	4	5	1	19	▼	29
Felonies and Related Matters	2024	45	45	28	49	22	22	22	13	25	-	-	-	271	19%	271
	2023	15	24	40	33	33	13	9	21	40	23	11	30	228	▲	292
General Civil - Level 1	2024	-	1	-	-	-	-	-	-	-	-	-	-	1	-50%	1
	2023	-	-	-	1	-	-	1	-	-	-	-	-	2	▼	2
General Civil - Level 2	2024	5	1	3	5	6	3	4	2	3	-	-	-	32	-6%	32
	2023	2	3	7	4	4	3	5	2	4	7	3	3	34	▼	47
General Civil - Level 3	2024	6	4	2	3	2	2	1	19	4	-	-	-	43	95%	43
	2023	3	2	2	5	2	3	1	1	3	2	3	6	22	▲	33
Miscellaneous Civil	2024	78	76	89	77	68	48	60	71	74	-	-	-	641	-11%	641
	2023	112	97	116	64	73	57	68	63	68	65	74	54	718	▼	911
Misdemeanor	2024	28	17	24	14	24	11	16	14	17	-	-	-	165	4%	165
	2023	14	15	16	21	21	17	2	23	30	16	20	18	159	▲	213
Other	2024	-	1	5	-	1	-	-	-	7	-	-	-	14	133%	14
	2023	-	1	-	3	-	1	-	1	-	1	1	-	6	▲	8
Other Criminally Related Matters	2024	12	2	7	3	5	3	5	6	2	-	-	-	45	-8%	45
	2023	7	6	5	3	6	6	3	6	7	3	5	6	49	▼	63
Probates/Wills & Trusts - Level 1	2024	-	-	-	-	-	-	1	-	-	-	-	-	1	-50%	1
	2023	-	1	-	-	1	-	-	-	-	-	-	-	2	▼	2
Probates/Wills & Trusts - Level 2	2024	1	1	3	1	1	2	3	1	1	-	-	-	14	56%	14
	2023	2	1	-	2	-	2	1	-	1	-	-	-	9	▲	9
Uncontested Divorce	2024	4	8	3	6	2	2	3	4	7	-	-	-	39	-7%	39
	2023	6	5	4	2	4	4	5	4	8	5	5	2	42	▼	54

CPSS-CCMS-10.01 CASELOAD STATISTICS OF THE CIRCUIT COURTS

Nottoway

January 2023 -- September 2024 Filings

Alexandria and Fairfax Circuit are not Included in State Totals

Dashboard	Monthly Filings Summary	Jan --- Sep Filings				
<p>Court: Nottoway Circuit Start/End Date: Jan-23 / Sep-24 2023 Average Month: 95 Jan-Sep 2023: 827 Filings Trending: ▲</p> <p>Circuit/Court ID: 11 211135 Type of Case: Filings 2024 Average Month: 113 Jan-Sep 2024 : 1,015 Overall AVG. Month: 102</p>	<p>Jan 23 - Sep 24</p>	<table border="1" style="margin: auto;"> <tr> <td style="text-align: center; width: 50px;">1,015</td> <td style="text-align: center; width: 50px;">827</td> </tr> <tr> <td style="text-align: center;">2024</td> <td style="text-align: center;">2023</td> </tr> </table>	1,015	827	2024	2023
1,015	827					
2024	2023					

Filings by Division																
Divisions		Jan	Feb	Mar	Apr	May	Jun	Jul	Aug	Sep	Oct	Nov	Dec	Thru Sep	% Change	Total
Total	2024	94	124	81	175	108	112	85	145	91	-	-	-	1,015	23%	1,015
	2023	106	101	122	73	103	80	73	97	72	128	90	92	827	▲	1,137
Civil	2024	10	47	7	113	9	60	8	66	16	-	-	-	336	223%	336
	2023	4	16	8	14	14	10	15	12	11	18	10	12	104	▲	144
Criminal	2024	45	30	31	27	65	21	38	31	48	-	-	-	336	4%	336
	2023	46	39	44	27	56	27	20	40	23	69	38	34	322	▲	463
Concealed Handgun Permits	2024	23	31	28	25	24	14	18	22	18	-	-	-	203	-23%	203
	2023	45	25	51	20	24	31	19	29	20	23	25	32	264	▼	344
Miscellaneous/Other	2024	16	16	15	9	10	17	21	26	9	-	-	-	139	2%	139
	2023	11	21	19	11	9	12	19	16	18	17	17	14	136	▲	184
Others	2024	-	-	-	1	-	-	-	-	-	-	-	-	1	0%	1
	2023	-	-	-	1	-	-	-	-	-	1	-	-	1	↔	2

Filings by Case Category																
Case Categories		Jan	Feb	Mar	Apr	May	Jun	Jul	Aug	Sep	Oct	Nov	Dec	Thru Sep	% Change	Total
Administrative Law	2024	-	-	-	2	-	-	1	-	1	-	-	-	4	100%	4
	2023	-	-	1	1	-	-	-	-	-	-	-	1	2	▲	3
Contested Divorce	2024	2	1	-	1	1	-	-	1	1	-	-	-	7	-36%	7
	2023	1	-	2	1	1	-	2	2	2	1	1	1	11	▼	14
Domestic and Family - Level 1	2024	-	-	-	-	-	1	-	-	2	-	-	-	3	-73%	3
	2023	-	6	-	-	4	-	1	-	-	6	-	-	11	▼	17
Domestic and Family - Level 2	2024	2	37	2	104	1	53	2	55	2	-	-	-	258	2,050%	258
	2023	-	-	2	3	2	-	4	1	-	1	4	3	12	▲	20
Felonies and Related Matters	2024	31	17	22	15	37	10	19	21	16	-	-	-	188	-17%	188
	2023	37	29	39	20	41	16	10	21	13	43	27	21	226	▼	317
General Civil - Level 1	2024	1	-	-	-	-	-	-	-	-	-	-	-	1	0%	1
	2023	-	-	-	-	-	1	-	-	-	-	-	-	1	↔	1
General Civil - Level 2	2024	3	1	-	1	-	3	3	3	3	-	-	-	17	-29%	17
	2023	1	2	-	4	-	1	3	7	6	3	2	6	24	▼	35
General Civil - Level 3	2024	6	4	2	3	4	2	2	3	3	-	-	-	29	21%	29
	2023	-	2	2	4	4	6	3	-	3	5	-	3	24	▲	32
Miscellaneous Civil	2024	31	42	43	32	33	25	27	35	25	-	-	-	293	-15%	293
	2023	51	41	61	27	31	35	32	39	29	30	34	38	346	▼	448
Misdemeanor	2024	12	11	9	6	25	9	19	8	5	-	-	-	104	58%	104
	2023	7	10	4	4	8	6	10	10	7	22	10	13	66	▲	111
Other	2024	4	5	1	3	2	4	10	11	4	-	-	-	44	-10%	44
	2023	5	5	9	4	2	6	5	4	9	10	8	5	49	▼	72
Other Criminally Related Matters	2024	2	2	-	6	3	2	-	2	27	-	-	-	44	42%	44
	2023	2	-	1	3	8	5	-	9	3	4	1	-	31	▲	36
Probates/Wills & Trusts - Level 1	2024	-	-	-	1	-	-	-	-	-	-	-	-	1	0%	1
	2023	1	-	-	-	-	-	-	-	-	-	-	1	1	↔	2
Probates/Wills & Trusts - Level 2	2024	-	1	-	-	1	2	1	1	1	-	-	-	7	17%	7
	2023	-	-	1	-	1	-	2	2	-	2	-	-	6	▲	8
Uncontested Divorce	2024	-	3	2	1	1	1	1	5	1	-	-	-	15	-12%	15
	2023	1	6	-	2	1	4	1	2	-	1	2	1	17	▼	21

This report reflects data in the case management system. Numbers will update accordingly as reports are refreshed and posted.

Dashboard		Monthly Filings Summary		Jan --- Sep Filings					
<p>Court: Powhatan Circuit Start/End Date: Jan-23 / Sep-24 2023 Average Month: 149 Jan-Sep 2023: 1,347 Filings Trending: ↔</p>	<p>Circuit/Court ID: 11 211145 Type of Case: Filings 2024 Average Month: 147 Jan-Sep 2024 : 1,319 Overall AVG. Month: 148</p>	<p style="text-align: center; font-weight: bold; font-size: 1.2em;">Jan 23 - Sep 24</p>		<table style="width: 100%; text-align: center;"> <tr> <td style="width: 50%; font-size: 1.5em; font-weight: bold;">1,319</td> <td style="width: 50%; font-size: 1.5em; font-weight: bold;">1,347</td> </tr> <tr> <td style="width: 50%; font-size: 0.8em;">2024</td> <td style="width: 50%; font-size: 0.8em;">2023</td> </tr> </table>		1,319	1,347	2024	2023
1,319	1,347								
2024	2023								

Filings by Division																
Divisions		Jan	Feb	Mar	Apr	May	Jun	Jul	Aug	Sep	Oct	Nov	Dec	Thru Sep	% Change	Total
Total	2024	180	124	172	148	144	134	131	147	139	-	-	-	1,319	-2%	1,319
	2023	155	195	199	119	148	131	120	146	134	192	115	128	1,347	▼	1,782
Civil	2024	16	6	20	13	16	18	12	14	11	-	-	-	126	-15%	126
	2023	15	21	17	4	20	16	18	18	20	19	17	10	149	▼	195
Criminal	2024	15	24	29	11	28	26	17	29	25	-	-	-	204	-1%	204
	2023	10	50	41	18	19	18	14	19	18	39	8	39	207	▼	293
Concealed Handgun Permits	2024	112	70	100	103	77	65	73	76	72	-	-	-	748	-2%	748
	2023	109	105	105	80	80	79	61	77	69	89	69	61	765	▼	984
Miscellaneous/ Other	2024	37	24	23	21	22	25	29	28	30	-	-	-	239	6%	239
	2023	21	19	36	17	29	18	27	32	27	44	21	18	226	▲	309
Others	2024	-	-	-	-	1	-	-	-	1	-	-	-	2	2	2
	2023	-	-	-	-	-	-	-	-	-	1	-	-	0	↔	1

Filings by Case Category																
Case Categories		Jan	Feb	Mar	Apr	May	Jun	Jul	Aug	Sep	Oct	Nov	Dec	Thru Sep	% Change	Total
Administrative Law	2024	1	-	-	-	-	-	-	-	1	-	-	-	2	100%	2
	2023	-	-	-	-	-	1	-	-	-	1	-	-	1	▲	2
Contested Divorce	2024	1	2	2	3	4	-	2	1	3	-	-	-	18	20%	18
	2023	1	2	4	1	-	2	1	2	2	3	4	1	15	▲	23
Domestic and Family - Level 1	2024	4	-	-	1	3	3	2	3	-	-	-	-	16	-16%	16
	2023	2	3	-	1	6	2	1	-	4	1	1	4	19	▼	25
Domestic and Family - Level 2	2024	1	-	1	-	1	2	-	1	-	-	-	-	6	500%	6
	2023	-	-	-	-	-	-	-	1	-	-	2	-	1	▲	3
Felonies and Related Matters	2024	11	21	16	8	8	12	12	24	16	-	-	-	128	-15%	128
	2023	8	41	33	13	8	12	12	8	15	32	7	29	150	▼	218
General Civil - Level 1	2024	-	-	-	-	-	-	-	-	-	-	-	-	0	-100%	0
	2023	-	1	-	-	1	-	-	-	-	-	1	-	2	▼	3
General Civil - Level 2	2024	6	1	8	3	5	6	4	6	5	-	-	-	44	0%	44
	2023	4	6	3	2	9	6	2	6	6	6	4	1	44	↔	55
General Civil - Level 3	2024	1	1	2	-	1	3	-	-	2	-	-	-	10	-44%	10
	2023	-	1	6	-	-	2	1	1	7	4	1	-	18	▼	23
Miscellaneous Civil	2024	129	89	116	115	91	78	94	88	93	-	-	-	893	-1%	893
	2023	122	116	123	90	95	91	81	100	85	113	88	74	903	▼	1,178
Misdemeanor	2024	1	3	12	3	10	9	4	2	9	-	-	-	53	0%	53
	2023	2	9	4	5	11	6	2	10	4	6	2	12	53	↔	73
Other	2024	18	3	5	9	6	9	8	12	8	-	-	-	78	13%	78
	2023	5	5	16	5	14	2	7	8	7	18	2	5	69	▲	94
Other Criminally Related Matters	2024	3	-	1	2	10	5	1	3	-	-	-	-	25	317%	25
	2023	-	-	4	-	-	-	1	1	-	1	-	-	6	▲	7
Probates/Wills & Trusts - Level 1	2024	-	-	-	-	-	-	-	1	-	-	-	-	1	1	1
	2023	-	-	-	-	-	-	-	-	-	-	-	-	0	↔	0
Probates/Wills & Trusts - Level 2	2024	1	-	1	-	2	-	-	-	1	-	-	-	5	-29%	5
	2023	1	3	-	-	1	1	-	1	-	2	1	-	7	▼	10
Protective Orders	2024	-	-	1	-	-	-	-	-	-	-	-	-	1	1	1
	2023	-	-	-	-	-	-	-	-	-	-	-	-	0	↔	0
Uncontested Divorce	2024	3	4	7	4	3	7	4	6	1	-	-	-	39	-34%	39
	2023	10	8	6	2	3	6	12	8	4	4	3	2	59	▼	68

This report reflects data in the case management system. Numbers will update accordingly as reports are refreshed and posted.

CPSS-CCMS-10.01 CASELOAD STATISTICS OF THE CIRCUIT COURTS

Petersburg

January 2023 -- September 2024 Filings

Alexandria and Fairfax Circuit are not Included in State Totals

Dashboard		Monthly Filings Summary		Jan --- Sep Filings					
<p>Court: Petersburg Circuit Start/End Date: Jan-23 / Sep-24 2023 Average Month: 254 Jan-Sep 2023: 2,407 Filings Trending: ↔</p>	<p>Circuit/Court ID: 11 211730 Type of Case: Filings 2024 Average Month: 272 Jan-Sep 2024 : 2,451 Overall AVG. Month: 262</p>	<p style="text-align: center; font-weight: bold; color: #004a87;">Jan 23 - Sep 24</p>		<table border="1" style="margin: auto;"> <tr> <td style="width: 50%; text-align: center;">2,451</td> <td style="width: 50%; text-align: center;">2,407</td> </tr> <tr> <td style="text-align: center;">2024</td> <td style="text-align: center;">2023</td> </tr> </table>		2,451	2,407	2024	2023
2,451	2,407								
2024	2023								

Filings by Division																
Divisions		Jan	Feb	Mar	Apr	May	Jun	Jul	Aug	Sep	Oct	Nov	Dec	Thru Sep	% Change	Total
Total	2024	248	270	348	356	308	235	229	261	196	-	-	-	2,451	2%	2,451
	2023	266	255	266	256	283	242	292	253	294	218	218	201	2,407	▲	3,044
Civil	2024	44	37	50	50	31	29	28	45	39	-	-	-	353	8%	353
	2023	20	31	41	38	37	45	53	26	35	28	38	31	326	▲	423
Criminal	2024	105	141	190	190	169	121	117	121	89	-	-	-	1,243	-2%	1,243
	2023	157	133	130	148	160	112	130	115	180	98	88	88	1,265	▼	1,539
Concealed Handgun Permits	2024	23	29	29	38	27	27	34	26	24	-	-	-	257	4%	257
	2023	31	32	37	22	21	24	27	33	21	26	36	23	248	▲	333
Miscellaneous/ Other	2024	75	63	77	77	81	57	50	68	44	-	-	-	592	6%	592
	2023	56	57	58	48	63	60	81	78	57	65	56	59	558	▲	738
Others	2024	1	-	2	1	-	1	-	1	-	-	-	-	6	-40%	6
	2023	2	2	-	-	2	1	1	1	1	1	-	-	10	▼	11

Filings by Case Category																
Case Categories		Jan	Feb	Mar	Apr	May	Jun	Jul	Aug	Sep	Oct	Nov	Dec	Thru Sep	% Change	Total
Administrative Law	2024	-	-	-	-	-	-	-	-	-	-	-	-	0	-100%	0
	2023	-	-	1	-	-	1	-	-	-	1	4	-	2	▼	7
Capital Murder	2024	-	-	-	-	-	-	2	-	-	-	-	-	2	2	2
	2023	-	-	-	-	-	-	-	-	-	-	-	-	0	↔	0
Contested Divorce	2024	1	3	3	2	1	2	-	3	1	-	-	-	16	7%	16
	2023	-	1	2	2	1	3	4	1	1	4	2	2	15	▲	23
Domestic and Family - Level 1	2024	-	2	3	5	-	-	4	1	-	-	-	-	15	-42%	15
	2023	1	-	1	-	-	14	2	5	3	1	-	-	26	▼	27
Domestic and Family - Level 2	2024	1	4	-	3	-	1	-	-	3	-	-	-	12	50%	12
	2023	1	2	1	-	-	-	2	1	1	1	-	1	8	▲	10
Felonies and Related Matters	2024	69	55	137	101	73	66	63	52	37	-	-	-	653	-9%	653
	2023	98	81	85	112	87	46	52	44	116	53	35	40	721	▼	849
General Civil - Level 1	2024	1	2	-	1	1	2	-	-	1	-	-	-	8	0%	8
	2023	-	1	1	1	1	1	2	-	1	1	-	-	8	↔	9
General Civil - Level 2	2024	14	11	15	10	8	9	11	18	12	-	-	-	108	29%	108
	2023	4	7	15	13	10	9	11	8	7	8	6	9	84	▲	107
General Civil - Level 3	2024	20	10	17	17	12	9	6	14	13	-	-	-	118	-6%	118
	2023	9	20	13	11	19	12	27	4	11	11	19	16	126	▼	172
Miscellaneous Civil	2024	39	56	51	57	43	44	50	47	40	-	-	-	427	2%	427
	2023	57	55	60	44	36	43	48	42	33	43	44	38	418	▲	543
Misdemeanor	2024	36	68	50	53	67	46	42	49	20	-	-	-	431	15%	431
	2023	54	37	24	26	60	43	40	49	43	35	29	42	376	▲	482
Other	2024	59	35	58	59	64	40	35	47	27	-	-	-	424	10%	424
	2023	32	30	35	25	49	41	60	70	44	48	48	42	386	▲	524
Other Criminally Related Matters	2024	1	18	4	36	30	9	11	21	32	-	-	-	162	-7%	162
	2023	7	15	21	12	13	23	38	22	23	11	24	6	174	▼	215
Probates/Wills & Trusts - Level 1	2024	2	-	-	-	-	-	-	-	1	-	-	-	3	3	3
	2023	-	-	-	-	-	-	-	-	-	-	-	-	0	↔	0
Probates/Wills & Trusts - Level 2	2024	1	1	4	5	3	2	-	2	2	-	-	-	20	43%	20
	2023	1	4	1	1	2	-	1	1	3	-	-	1	14	▲	15
Protective Orders	2024	-	-	-	-	-	-	1	-	-	-	-	-	1	1	1
	2023	-	-	-	-	-	-	-	-	-	-	1	-	0	↔	1
Uncontested Divorce	2024	4	5	6	7	6	5	4	7	7	-	-	-	51	4%	51
	2023	2	2	6	9	5	6	5	6	8	1	6	4	49	▲	60

This report reflects data in the case management system. Numbers will update accordingly as reports are refreshed and posted.

Dashboard		Monthly Filings Summary		Jan --- Sep Filings			
<p>Court: Chesterfield Circuit Start/End Date: Jan-23 / Sep-24 2023 Average Month: 1,822 Jan-Sep 2023: 16,841 Filings Trending: ▼</p>	<p>Circuit/Court ID: 12 212041 Type of Case: Filings 2024 Average Month: 1,762 Jan-Sep 2024 : 15,861 Overall AVG. Month: 1,796</p>	<p style="font-weight: bold; font-size: 1.2em;">Jan 23 - Sep 24</p>		<table style="margin: auto;"> <tr> <td style="text-align: center; width: 50%;"> <div style="background-color: #f0e68c; padding: 10px; border: 1px solid black; width: 80px; margin: 0 auto;">15,861</div> <p style="text-align: center; font-weight: bold; margin: 0;">2024</p> </td> <td style="text-align: center; width: 50%;"> <div style="background-color: #f0e68c; padding: 10px; border: 1px solid black; width: 80px; margin: 0 auto;">16,841</div> <p style="text-align: center; font-weight: bold; margin: 0;">2023</p> </td> </tr> </table>		<div style="background-color: #f0e68c; padding: 10px; border: 1px solid black; width: 80px; margin: 0 auto;">15,861</div> <p style="text-align: center; font-weight: bold; margin: 0;">2024</p>	<div style="background-color: #f0e68c; padding: 10px; border: 1px solid black; width: 80px; margin: 0 auto;">16,841</div> <p style="text-align: center; font-weight: bold; margin: 0;">2023</p>
<div style="background-color: #f0e68c; padding: 10px; border: 1px solid black; width: 80px; margin: 0 auto;">15,861</div> <p style="text-align: center; font-weight: bold; margin: 0;">2024</p>	<div style="background-color: #f0e68c; padding: 10px; border: 1px solid black; width: 80px; margin: 0 auto;">16,841</div> <p style="text-align: center; font-weight: bold; margin: 0;">2023</p>						

Filings by Division																
Divisions		Jan	Feb	Mar	Apr	May	Jun	Jul	Aug	Sep	Oct	Nov	Dec	Thru Sep	% Change	Total
Total	2024	1,805	1,864	1,930	1,763	1,876	1,596	1,724	1,765	1,538	-	-	-	15,861	-6%	15,861
	2023	1,996	1,922	2,215	1,797	1,922	1,745	1,648	1,808	1,788	1,746	1,724	1,547	16,841	▼	21,858
Civil	2024	226	249	268	263	262	248	225	305	261	-	-	-	2,307	5%	2,307
	2023	248	246	285	217	251	238	204	276	232	206	212	205	2,197	▲	2,820
Criminal	2024	298	376	443	337	457	301	385	356	319	-	-	-	3,272	-15%	3,272
	2023	424	356	501	378	417	443	412	418	481	338	466	312	3,830	▼	4,946
Concealed Handgun Permits	2024	534	504	490	423	362	379	397	420	395	-	-	-	3,904	-15%	3,904
	2023	661	595	683	511	491	414	386	437	415	463	404	405	4,593	▼	5,865
Miscellaneous/ Other	2024	745	731	725	737	793	664	714	681	561	-	-	-	6,351	2%	6,351
	2023	660	724	745	688	760	649	644	675	655	739	638	623	6,200	▲	8,200
Others	2024	2	4	4	3	2	4	3	3	2	-	-	-	27	29%	27
	2023	3	1	1	3	3	1	2	2	5	-	4	2	21	▲	27

Filings by Case Category																
Case Categories		Jan	Feb	Mar	Apr	May	Jun	Jul	Aug	Sep	Oct	Nov	Dec	Thru Sep	% Change	Total
Administrative Law	2024	2	2	1	1	1	-	2	2	2	-	-	-	13	-19%	13
	2023	1	1	1	3	2	1	-	4	3	3	1	1	16	▼	21
Capital Murder	2024	-	2	-	-	-	-	-	-	-	-	-	-	2	-50%	2
	2023	-	-	-	-	4	-	-	-	-	-	-	-	4	▼	4
Contested Divorce	2024	27	31	40	28	31	18	18	44	24	-	-	-	261	9%	261
	2023	34	20	35	21	27	32	20	29	22	24	26	18	240	▲	308
Domestic and Family - Level 1	2024	29	19	32	28	32	53	31	54	42	-	-	-	320	26%	320
	2023	20	31	41	35	25	25	12	24	40	19	21	25	253	▲	318
Domestic and Family - Level 2	2024	8	2	11	7	10	4	5	8	4	-	-	-	59	-3%	59
	2023	6	9	7	7	7	3	8	11	3	4	8	8	61	▼	81
Felonies and Related Matters	2024	185	236	302	201	333	173	231	234	243	-	-	-	2,138	-16%	2,138
	2023	283	218	346	246	261	279	292	281	352	206	309	197	2,558	▼	3,270
General Civil - Level 1	2024	3	2	2	2	4	1	-	1	3	-	-	-	18	-10%	18
	2023	2	5	1	1	3	1	3	2	2	2	1	2	20	▼	25
General Civil - Level 2	2024	60	88	76	84	86	65	95	90	90	-	-	-	734	17%	734
	2023	86	77	59	51	88	71	63	75	60	71	74	63	630	▲	838
General Civil - Level 3	2024	19	20	19	20	17	29	17	17	17	-	-	-	175	-25%	175
	2023	21	20	30	19	21	27	25	50	20	21	16	28	233	▼	298
Miscellaneous Civil	2024	713	695	718	589	510	574	636	629	571	-	-	-	5,635	-7%	5,635
	2023	827	761	858	669	657	549	571	578	612	717	593	561	6,082	▼	7,953
Misdemeanor	2024	80	106	110	105	100	107	131	87	58	-	-	-	884	-13%	884
	2023	110	108	136	96	121	124	99	120	105	107	138	85	1,019	▼	1,349
Other	2024	561	536	493	567	638	461	479	475	388	-	-	-	4,598	-3%	4,598
	2023	503	559	560	536	590	517	457	534	463	483	450	458	4,719	▼	6,110
Other Criminally Related Matters	2024	34	35	33	33	26	24	24	35	20	-	-	-	264	-6%	264
	2023	32	31	33	36	32	50	23	19	26	27	19	31	282	▼	359
Probates/Wills & Trusts - Level 1	2024	1	1	1	2	2	2	1	2	2	-	-	-	14	40%	14
	2023	3	2	-	-	1	1	-	2	1	2	2	1	10	▲	15
Probates/Wills & Trusts - Level 2	2024	8	14	13	14	10	14	11	15	15	-	-	-	114	16%	114
	2023	15	12	17	12	6	9	9	11	7	6	10	19	98	▲	133
Protective Orders	2024	1	2	2	1	3	-	1	1	1	-	-	-	12	-29%	12
	2023	2	-	7	1	-	2	-	2	3	1	-	1	17	▼	19
Uncontested Divorce	2024	74	73	77	81	73	71	42	71	58	-	-	-	620	4%	620
	2023	51	68	84	64	77	54	66	66	69	53	56	49	599	▲	757

This report reflects data in the case management system. Numbers will update accordingly as reports are refreshed and posted.

CPSS-CCMS-10.01 CASELOAD STATISTICS OF THE CIRCUIT COURTS

Colonial Heights

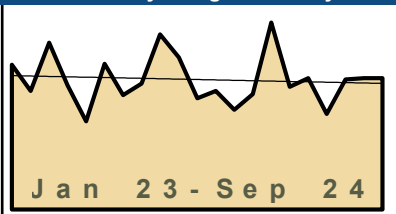
January 2023 -- September 2024 Filings

Alexandria and Fairfax Circuit are not Included in State Totals

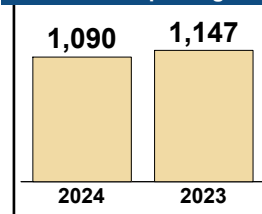
Dashboard

Court: Colonial Heights Circuit
Circuit/Court ID: 12 212570
Start/End Date: Jan-23 / Sep-24
Type of Case: Filings
2023 Average Month: 126
2024 Average Month: 121
Jan-Sep 2023: 1,147
Jan-Sep 2024 : 1,090
Filings Trending: ▼
Overall AVG. Month: 124

Monthly Filings Summary



Jan --- Sep Filings



Filings by Division

Divisions		Jan	Feb	Mar	Apr	May	Jun	Jul	Aug	Sep	Oct	Nov	Dec	Thru Sep	% Change	Total
Total	2024	95	110	178	117	125	91	124	125	125	-	-	-	1,090	-5%	1,090
	2023	138	113	159	118	84	139	109	120	167	145	106	113	1,147	▼	1,511
Civil	2024	9	16	16	19	7	14	18	10	10	-	-	-	119	11%	119
	2023	9	7	10	14	10	18	13	13	13	14	11	15	107	▲	147
Criminal	2024	40	48	80	50	77	38	50	72	72	-	-	-	527	-14%	527
	2023	70	51	68	71	36	73	67	69	108	94	58	56	613	▼	821
Concealed Handgun Permits	2024	26	27	40	28	20	26	26	20	19	-	-	-	232	-12%	232
	2023	40	34	49	25	25	25	20	23	23	22	22	23	264	▼	331
Miscellaneous/Other	2024	20	19	42	20	20	13	26	21	24	-	-	-	205	30%	205
	2023	19	21	32	8	13	23	9	14	19	14	15	19	158	▲	206
Others	2024	-	-	-	-	1	-	4	2	-	-	-	-	7	40%	7
	2023	-	-	-	-	-	-	-	1	4	1	-	-	5	▲	6

Filings by Case Category

Case Categories		Jan	Feb	Mar	Apr	May	Jun	Jul	Aug	Sep	Oct	Nov	Dec	Thru Sep	% Change	Total
Administrative Law	2024	-	1	-	1	-	-	-	-	-	-	-	-	2	2	2
	2023	-	-	-	-	-	-	-	-	-	-	-	-	0	↔	0
Capital Murder	2024	-	-	-	-	-	-	-	1	-	-	-	-	1	1	1
	2023	-	-	-	-	-	-	-	-	-	-	-	-	0	↔	0
Contested Divorce	2024	2	1	3	5	2	3	2	3	2	-	-	-	23	156%	23
	2023	2	-	1	3	1	1	1	-	-	1	2	1	9	▲	13
Domestic and Family - Level 1	2024	-	-	5	2	-	1	3	1	1	-	-	-	13	0%	13
	2023	-	-	2	-	-	6	-	5	-	5	1	4	13	↔	23
Domestic and Family - Level 2	2024	-	-	1	-	-	1	3	1	1	-	-	-	7	-13%	7
	2023	-	-	1	1	-	2	1	1	3	3	-	1	8	▼	12
Felonies and Related Matters	2024	26	31	55	34	57	31	36	55	50	-	-	-	375	-14%	375
	2023	41	40	50	42	28	51	49	51	82	81	45	45	434	▼	605
General Civil - Level 1	2024	-	2	1	-	-	-	-	1	-	-	-	-	4	100%	4
	2023	1	-	-	-	-	-	-	1	-	-	-	-	2	▲	2
General Civil - Level 2	2024	6	4	5	2	2	5	3	1	4	-	-	-	32	88%	32
	2023	-	-	3	3	3	-	1	4	3	2	1	2	17	▲	22
General Civil - Level 3	2024	-	3	6	1	2	2	2	2	2	-	-	-	20	5%	20
	2023	1	-	-	1	4	3	6	1	3	2	4	2	19	▲	27
Miscellaneous Civil	2024	35	33	61	46	32	37	36	28	31	-	-	-	339	-6%	339
	2023	50	47	70	30	32	34	27	32	37	28	27	35	359	▼	449
Misdemeanor	2024	11	16	14	12	18	6	12	8	20	-	-	-	117	-20%	117
	2023	24	10	10	26	6	18	17	13	23	10	13	10	147	▼	180
Other	2024	9	13	12	4	7	2	19	12	9	-	-	-	87	43%	87
	2023	9	8	10	3	4	12	3	5	7	7	8	5	61	▲	81
Other Criminally Related Matters	2024	3	1	11	4	2	1	2	8	2	-	-	-	34	-8%	34
	2023	5	1	8	3	2	9	1	5	3	3	-	1	37	▼	41
Probates/Wills & Trusts - Level 1	2024	-	-	1	-	-	-	-	-	-	-	-	-	1	1	1
	2023	-	-	-	-	-	-	-	-	-	-	-	1	0	↔	1
Probates/Wills & Trusts - Level 2	2024	-	2	-	2	-	-	1	1	-	-	-	-	6	0%	6
	2023	1	2	-	1	-	-	-	-	2	-	-	-	6	↔	6
Protective Orders	2024	-	-	-	-	-	-	-	1	-	-	-	-	1	-80%	1
	2023	-	2	1	-	-	1	-	1	-	-	1	-	5	▼	6
Uncontested Divorce	2024	3	3	3	4	3	2	5	2	3	-	-	-	28	-7%	28
	2023	4	3	3	5	4	2	4	1	4	3	4	6	30	▼	43

This report reflects data in the case management system. Numbers will update accordingly as reports are refreshed and posted.

Dashboard		Monthly Filings Summary		Jan --- Sep Filings	
Court: Richmond Circuit	Circuit/Court ID: 13 213760				
Start/End Date: Jan-23 / Sep-24	Type of Case: Filings				
2023 Average Month: 1,038	2024 Average Month: 1,037				
Jan-Sep 2023: 9,527	Jan-Sep 2024 : 9,332				
Filings Trending: ↔	Overall AVG. Month: 1,038				

Filings by Division																
Divisions		Jan	Feb	Mar	Apr	May	Jun	Jul	Aug	Sep	Oct	Nov	Dec	Thru Sep	% Change	Total
Total	2024	1,091	1,101	1,026	1,156	1,060	842	1,100	1,006	950	-	-	-	9,332	-2%	9,332
	2023	1,113	1,067	1,234	999	1,172	1,086	953	1,039	864	1,134	926	874	9,527	▼	12,461
Civil	2024	221	220	203	195	176	220	228	260	186	-	-	-	1,909	4%	1,909
	2023	225	244	244	201	213	191	158	186	165	221	159	161	1,827	▲	2,368
Criminal	2024	362	290	264	336	390	272	347	267	315	-	-	-	2,843	3%	2,843
	2023	311	265	374	275	366	353	254	333	240	392	285	254	2,771	▲	3,702
Concealed Handgun Permits	2024	112	121	122	137	101	84	107	111	87	-	-	-	982	-16%	982
	2023	162	145	176	136	144	116	104	102	89	103	100	115	1,174	▼	1,492
Miscellaneous/ Other	2024	393	466	432	484	390	264	414	362	360	-	-	-	3,565	-4%	3,565
	2023	408	410	438	384	447	424	432	414	365	418	379	342	3,722	▼	4,861
Others	2024	3	4	5	4	3	2	4	6	2	-	-	-	33	0%	33
	2023	7	3	2	3	2	2	5	4	5	-	3	2	33	↔	38

Filings by Case Category																
Case Categories		Jan	Feb	Mar	Apr	May	Jun	Jul	Aug	Sep	Oct	Nov	Dec	Thru Sep	% Change	Total
Administrative Law	2024	6	3	9	1	4	2	4	3	4	-	-	-	36	3%	36
	2023	2	4	5	3	7	3	5	3	3	5	1	4	35	▲	45
Capital Murder	2024	1	-	-	-	-	-	-	-	-	-	-	-	1	-50%	1
	2023	1	-	-	-	-	-	-	1	-	-	-	-	2	▼	2
Contested Divorce	2024	13	11	8	7	9	11	9	9	9	-	-	-	86	-14%	86
	2023	9	7	18	10	11	12	12	10	11	10	7	8	100	▼	125
Domestic and Family - Level 1	2024	6	19	13	6	5	3	8	16	10	-	-	-	86	-24%	86
	2023	9	26	13	15	8	13	10	8	11	16	7	8	113	▼	144
Domestic and Family - Level 2	2024	19	17	13	9	10	11	10	21	9	-	-	-	119	-13%	119
	2023	14	13	10	17	23	19	10	14	16	15	16	8	136	▼	175
Felonies and Related Matters	2024	286	230	195	266	314	209	268	206	269	-	-	-	2,243	8%	2,243
	2023	247	201	276	199	290	261	183	269	157	312	212	202	2,083	▲	2,809
General Civil - Level 1	2024	5	3	10	5	2	6	11	7	9	-	-	-	58	-8%	58
	2023	9	6	3	6	9	6	7	11	6	5	8	11	63	▼	87
General Civil - Level 2	2024	127	100	99	101	108	141	121	154	85	-	-	-	1,036	19%	1,036
	2023	107	113	110	107	94	91	72	97	79	124	90	92	870	▲	1,176
General Civil - Level 3	2024	37	28	39	45	27	31	49	38	34	-	-	-	328	-2%	328
	2023	52	52	46	25	31	26	35	31	38	31	22	24	336	▼	413
Miscellaneous Civil	2024	264	333	308	331	249	197	324	263	313	-	-	-	2,582	-6%	2,582
	2023	331	307	367	320	331	271	298	252	260	257	272	228	2,737	▼	3,494
Misdemeanor	2024	44	31	45	35	50	36	44	32	39	-	-	-	356	-11%	356
	2023	34	43	57	51	37	60	36	31	53	54	49	28	402	▼	533
Other	2024	206	240	221	268	222	140	171	189	117	-	-	-	1,774	-11%	1,774
	2023	224	233	237	190	240	244	214	241	175	234	187	208	1,998	▼	2,627
Other Criminally Related Matters	2024	40	35	32	41	32	31	47	35	21	-	-	-	314	-7%	314
	2023	36	27	47	29	47	42	39	38	33	34	29	27	338	▼	428
Probates/Wills & Trusts - Level 1	2024	1	-	1	-	-	-	1	-	-	-	-	-	3	-40%	3
	2023	-	-	1	-	-	3	1	-	-	1	-	1	5	▼	7
Probates/Wills & Trusts - Level 2	2024	13	29	4	6	7	7	9	6	8	-	-	-	89	37%	89
	2023	9	5	13	8	6	6	8	6	4	9	9	3	65	▲	86
Uncontested Divorce	2024	23	22	29	35	21	17	24	27	23	-	-	-	221	-9%	221
	2023	29	30	31	19	38	29	23	27	18	27	17	22	244	▼	310

Dashboard	Monthly Filings Summary	Jan --- Sep Filings				
<p>Court: Henrico Circuit Start/End Date: Jan-23 / Sep-24 2023 Average Month: 1,450 Jan-Sep 2023: 13,172 Filings Trending: ▲</p> <p>Circuit/Court ID: 14 214087 Type of Case: Filings 2024 Average Month: 1,532 Jan-Sep 2024 : 13,789 Overall AVG. Month: 1,485</p>	<p>Jan 23 - Sep 24</p>	<table border="1" style="margin: auto;"> <tr> <td style="text-align: center; width: 50px;">13,789</td> <td style="text-align: center; width: 50px;">13,172</td> </tr> <tr> <td style="text-align: center; width: 50px;">2024</td> <td style="text-align: center; width: 50px;">2023</td> </tr> </table>	13,789	13,172	2024	2023
13,789	13,172					
2024	2023					

Filings by Division																
Divisions		Jan	Feb	Mar	Apr	May	Jun	Jul	Aug	Sep	Oct	Nov	Dec	Thru Sep	% Change	Total
Total	2024	1,417	1,587	1,585	1,455	1,599	1,496	1,703	1,512	1,435	-	-	-	13,789	5%	13,789
	2023	1,391	1,294	1,600	1,251	1,672	1,615	1,412	1,586	1,351	1,516	1,497	1,215	13,172	▲	17,400
Civil	2024	209	177	178	208	211	246	171	217	182	-	-	-	1,799	-1%	1,799
	2023	193	189	219	186	238	226	155	211	194	167	183	129	1,811	▼	2,290
Criminal	2024	514	444	590	517	635	471	620	406	548	-	-	-	4,745	5%	4,745
	2023	535	502	574	349	500	520	484	560	495	413	613	467	4,519	▲	6,012
Concealed Handgun Permits	2024	372	314	331	293	272	267	285	264	273	-	-	-	2,671	-4%	2,671
	2023	380	356	420	284	310	255	285	247	256	310	293	238	2,793	▼	3,634
Miscellaneous/ Other	2024	313	643	482	434	478	507	616	621	427	-	-	-	4,521	13%	4,521
	2023	280	243	383	429	621	610	481	562	400	621	402	375	4,009	▲	5,407
Others	2024	9	9	4	3	3	5	11	4	5	-	-	-	53	33%	53
	2023	3	4	4	3	3	4	7	6	6	5	6	6	40	▲	57

Filings by Case Category																
Case Categories		Jan	Feb	Mar	Apr	May	Jun	Jul	Aug	Sep	Oct	Nov	Dec	Thru Sep	% Change	Total
Administrative Law	2024	1	-	-	-	-	-	2	3	-	-	-	-	6	-70%	6
	2023	3	4	1	-	1	3	2	5	1	3	2	1	20	▼	26
Capital Murder	2024	1	-	1	1	-	1	-	-	-	-	-	-	4	4	4
	2023	-	-	-	-	-	-	-	-	-	-	-	-	0	↔	0
Contested Divorce	2024	19	13	22	27	29	27	15	18	18	-	-	-	188	-13%	188
	2023	26	25	22	22	31	21	12	34	22	18	13	17	215	▼	263
Domestic and Family - Level 1	2024	22	15	25	17	14	22	10	31	13	-	-	-	169	-3%	169
	2023	27	15	16	15	22	35	17	9	18	14	19	9	174	▼	216
Domestic and Family - Level 2	2024	7	3	8	6	8	13	5	10	9	-	-	-	69	60%	69
	2023	6	7	5	5	7	2	2	4	5	5	7	2	43	▲	57
Felonies and Related Matters	2024	330	285	408	318	410	285	401	264	372	-	-	-	3,073	5%	3,073
	2023	355	334	385	210	317	354	305	348	329	250	407	313	2,937	▲	3,907
General Civil - Level 1	2024	6	4	2	5	1	5	2	9	3	-	-	-	37	12%	37
	2023	-	6	3	2	7	4	2	3	6	3	2	2	33	▲	40
General Civil - Level 2	2024	57	70	69	77	72	107	56	77	66	-	-	-	651	-1%	651
	2023	56	66	86	72	94	83	54	69	76	64	67	43	656	▼	830
General Civil - Level 3	2024	20	20	23	22	22	27	29	29	30	-	-	-	222	6%	222
	2023	15	19	24	25	23	39	21	27	16	10	27	12	209	▲	258
Miscellaneous Civil	2024	551	522	566	507	463	485	615	526	509	-	-	-	4,744	-3%	4,744
	2023	637	568	708	503	554	500	517	470	445	544	473	460	4,902	▼	6,379
Misdemeanor	2024	161	115	150	147	186	159	164	113	152	-	-	-	1,347	12%	1,347
	2023	137	124	156	106	134	133	136	151	131	115	161	119	1,208	▲	1,603
Other	2024	133	437	224	224	285	271	288	340	185	-	-	-	2,387	32%	2,387
	2023	23	23	80	186	373	342	243	340	202	384	220	157	1,812	▲	2,573
Other Criminally Related Matters	2024	32	50	33	51	45	37	56	29	25	-	-	-	358	-11%	358
	2023	46	45	36	35	50	41	44	66	37	53	47	35	400	▼	535
Probates/Wills & Trusts - Level 1	2024	1	4	-	-	-	1	-	-	-	-	-	-	6	-54%	6
	2023	2	-	1	1	1	4	2	-	2	3	1	-	13	▼	17
Probates/Wills & Trusts - Level 2	2024	13	4	7	4	7	11	5	6	10	-	-	-	67	-18%	67
	2023	9	7	17	10	11	11	4	6	7	5	6	6	82	▼	99
Protective Orders	2024	1	-	-	-	-	-	-	-	-	-	-	-	1	0%	1
	2023	-	-	-	-	-	1	-	-	-	-	-	-	1	↔	1
Uncontested Divorce	2024	62	45	47	49	57	45	55	57	43	-	-	-	460	-1%	460
	2023	49	51	60	59	47	42	51	54	54	45	45	39	467	▼	596

CPSS-CCMS-10.01 CASELOAD STATISTICS OF THE CIRCUIT COURTS

Caroline

January 2023 -- September 2024 Filings

Alexandria and Fairfax Circuit are not Included in State Totals

Dashboard		Monthly Filings Summary		Jan --- Sep Filings	
Court: Caroline Circuit	Circuit/Court ID: 15 215033				
Start/End Date: Jan-23 / Sep-24	Type of Case: Filings				
2023 Average Month: 175	2024 Average Month: 159				
Jan-Sep 2023: 1,638	Jan-Sep 2024 : 1,431				
Filings Trending: ▼	Overall AVG. Month: 168				

Filings by Division																
Divisions		Jan	Feb	Mar	Apr	May	Jun	Jul	Aug	Sep	Oct	Nov	Dec	Thru Sep	% Change	Total
Total	2024	165	152	232	162	137	154	155	121	153	-	-	-	1,431	-13%	1,431
	2023	172	166	201	157	265	152	152	194	179	184	136	139	1,638	▼	2,097
Civil	2024	16	29	31	19	20	22	21	17	17	-	-	-	192	5%	192
	2023	18	20	16	22	29	24	14	22	18	16	14	25	183	▲	238
Criminal	2024	66	48	72	51	26	65	65	40	63	-	-	-	496	-16%	496
	2023	53	55	59	34	132	61	69	59	70	84	41	38	592	▼	755
Concealed Handgun Permits	2024	61	57	88	50	44	43	45	47	54	-	-	-	489	-14%	489
	2023	74	66	91	60	63	40	41	74	61	48	57	47	570	▼	722
Miscellaneous/ Other	2024	22	18	41	42	47	23	24	17	19	-	-	-	253	-12%	253
	2023	27	22	34	39	41	27	28	39	29	36	24	28	286	▼	374
Others	2024	-	-	-	-	-	1	-	-	-	-	-	-	1	-86%	1
	2023	-	3	1	2	-	-	-	-	1	-	-	1	7	▼	8

Filings by Case Category																
Case Categories		Jan	Feb	Mar	Apr	May	Jun	Jul	Aug	Sep	Oct	Nov	Dec	Thru Sep	% Change	Total
Administrative Law	2024	-	-	-	-	-	-	-	-	-	-	-	-	0	-100%	0
	2023	-	-	-	-	-	-	-	-	1	-	-	-	1	▼	1
Capital Murder	2024	-	-	-	-	-	-	-	-	1	-	-	-	1	1	1
	2023	-	-	-	-	-	-	-	-	-	-	-	-	0	↔	0
Contested Divorce	2024	3	2	1	2	2	5	3	1	2	-	-	-	21	40%	21
	2023	-	1	2	-	2	1	1	5	3	1	-	2	15	▲	18
Domestic and Family - Level 1	2024	2	2	5	3	3	2	3	5	1	-	-	-	26	53%	26
	2023	2	5	1	1	1	3	1	1	2	-	3	9	17	▲	29
Domestic and Family - Level 2	2024	1	8	-	-	-	1	-	2	1	-	-	-	13	-54%	13
	2023	2	-	-	1	16	8	-	1	-	1	1	1	28	▼	31
Felonies and Related Matters	2024	33	30	38	24	11	35	27	19	40	-	-	-	257	-33%	257
	2023	30	36	37	27	90	34	56	31	42	55	25	24	383	▼	487
General Civil - Level 1	2024	-	-	1	-	-	-	-	-	-	-	-	-	1	0%	1
	2023	-	-	-	-	1	-	-	-	-	-	-	-	1	↔	1
General Civil - Level 2	2024	5	2	5	2	5	7	9	5	5	-	-	-	45	15%	45
	2023	3	6	3	5	5	4	2	8	3	6	4	6	39	▲	55
General Civil - Level 3	2024	2	9	14	5	6	1	2	1	2	-	-	-	42	35%	42
	2023	5	2	3	9	2	1	3	5	1	1	2	2	31	▲	36
Miscellaneous Civil	2024	82	72	101	69	64	62	68	62	72	-	-	-	652	-10%	652
	2023	89	81	104	73	88	59	58	94	82	71	76	64	728	▼	939
Misdemeanor	2024	22	12	29	16	10	27	36	14	21	-	-	-	187	7%	187
	2023	16	17	18	4	38	21	12	25	24	29	14	14	175	▲	232
Other	2024	-	1	26	24	23	4	-	-	-	-	-	-	78	-43%	78
	2023	13	11	21	27	17	8	10	18	12	14	4	13	137	▼	168
Other Criminally Related Matters	2024	11	6	5	11	5	3	2	7	1	-	-	-	51	46%	51
	2023	7	3	4	3	4	6	1	3	4	-	2	1	35	▲	38
Probates/Wills & Trusts - Level 1	2024	-	1	-	-	-	2	-	-	-	-	-	-	3	200%	3
	2023	-	-	-	-	-	-	-	-	1	-	-	-	1	▲	1
Probates/Wills & Trusts - Level 2	2024	-	1	4	1	1	1	-	1	-	-	-	-	9	-10%	9
	2023	-	-	2	-	-	2	6	-	-	-	2	-	10	▼	12
Uncontested Divorce	2024	4	6	3	5	7	4	5	4	7	-	-	-	45	22%	45
	2023	5	4	6	7	1	5	2	3	4	6	3	3	37	▲	49

This report reflects data in the case management system. Numbers will update accordingly as reports are refreshed and posted.

Dashboard		Monthly Filings Summary		Jan --- Sep Filings	
<p>Court: Essex Circuit Start/End Date: Jan-23 / Sep-24 2023 Average Month: 62 Jan-Sep 2023: 590 Filings Trending: ▼</p>	<p>Circuit/Court ID: 15 215057 Type of Case: Filings 2024 Average Month: 52 Jan-Sep 2024 : 472 Overall AVG. Month: 58</p>				

Filings by Division																
Divisions		Jan	Feb	Mar	Apr	May	Jun	Jul	Aug	Sep	Oct	Nov	Dec	Thru Sep	% Change	Total
Total	2024	65	36	51	70	47	54	53	42	54	-	-	-	472	-20%	472
	2023	62	60	114	52	51	58	29	55	109	67	42	43	590	▼	742
Civil	2024	5	6	13	13	12	7	6	7	5	-	-	-	74	-5%	74
	2023	12	7	7	9	15	6	9	11	2	10	2	4	78	▼	94
Criminal	2024	16	4	5	20	11	19	22	7	19	-	-	-	123	-36%	123
	2023	10	3	56	20	7	16	3	17	61	22	9	22	193	▼	246
Concealed Handgun Permits	2024	28	14	18	23	19	13	12	11	18	-	-	-	156	-18%	156
	2023	25	30	29	12	11	25	15	13	30	20	16	12	190	▼	238
Miscellaneous/ Other	2024	16	12	15	14	5	15	13	17	12	-	-	-	119	-8%	119
	2023	15	20	22	11	18	11	2	14	16	15	14	5	129	▼	163
Others	2024	-	-	-	-	-	-	-	-	-	-	-	-	0	0	0
	2023	-	-	-	-	-	-	-	-	-	-	1	-	0	↔	1

Filings by Case Category																
Case Categories		Jan	Feb	Mar	Apr	May	Jun	Jul	Aug	Sep	Oct	Nov	Dec	Thru Sep	% Change	Total
Administrative Law	2024	-	-	-	-	-	-	-	-	-	-	-	-	0	-100%	0
	2023	-	-	-	-	-	-	1	-	-	-	-	-	1	▼	1
Contested Divorce	2024	-	-	-	1	3	-	-	-	-	-	-	-	4	-50%	4
	2023	1	2	2	1	1	1	-	-	-	-	-	-	8	▼	8
Domestic and Family - Level 1	2024	-	-	7	2	4	-	-	4	-	-	-	-	17	-6%	17
	2023	1	-	1	-	6	-	1	9	-	-	-	1	18	▼	19
Domestic and Family - Level 2	2024	-	-	-	-	-	-	1	1	-	-	-	-	2	-67%	2
	2023	1	-	1	2	2	-	-	-	-	1	-	-	6	▼	7
Felonies and Related Matters	2024	13	3	2	10	8	13	21	3	12	-	-	-	85	-46%	85
	2023	7	2	41	17	7	13	2	9	60	12	5	15	158	▼	190
General Civil - Level 1	2024	-	-	-	-	-	-	-	-	-	-	-	-	0	-100%	0
	2023	-	-	-	1	-	1	-	-	-	-	1	-	2	▼	3
General Civil - Level 2	2024	3	2	1	3	2	4	-	1	3	-	-	-	19	46%	19
	2023	2	-	1	6	2	1	-	-	1	2	1	2	13	▲	18
General Civil - Level 3	2024	-	2	2	5	1	1	2	-	1	-	-	-	14	-18%	14
	2023	4	1	2	1	3	-	4	1	1	6	1	-	17	▼	24
Miscellaneous Civil	2024	32	15	23	26	19	17	14	18	25	-	-	-	189	-13%	189
	2023	29	32	33	15	16	27	17	14	33	26	22	15	216	▼	279
Misdemeanor	2024	3	-	-	8	2	1	-	2	2	-	-	-	18	64%	18
	2023	3	1	2	-	-	-	1	4	-	8	2	3	11	▲	24
Other	2024	12	11	11	11	5	10	11	10	5	-	-	-	86	-11%	86
	2023	11	18	17	6	13	8	-	12	12	8	9	2	97	▼	116
Other Criminally Related Matters	2024	-	1	3	2	1	5	1	2	5	-	-	-	20	-23%	20
	2023	-	-	13	3	-	3	2	4	1	2	2	4	26	▼	34
Probates/Wills & Trusts - Level 1	2024	-	1	-	-	-	-	-	-	-	-	-	-	1	1	1
	2023	-	-	-	-	-	-	-	-	-	-	-	-	0	↔	0
Probates/Wills & Trusts - Level 2	2024	1	-	-	1	-	-	1	-	1	-	-	-	4	4	4
	2023	-	-	-	-	-	-	-	-	-	-	-	1	0	↔	1
Uncontested Divorce	2024	1	1	2	1	2	3	2	1	-	-	-	-	13	-24%	13
	2023	3	4	1	-	1	4	1	2	1	1	-	-	17	▼	18

This report reflects data in the case management system. Numbers will update accordingly as reports are refreshed and posted.

CPSS-CCMS-10.01 CASELOAD STATISTICS OF THE CIRCUIT COURTS

Hanover

January 2023 -- September 2024 Filings

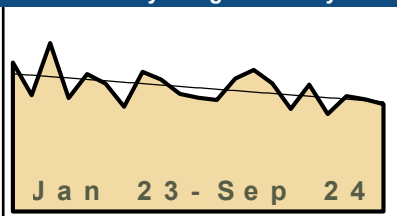
Alexandria and Fairfax Circuit are not Included in State Totals

Dashboard

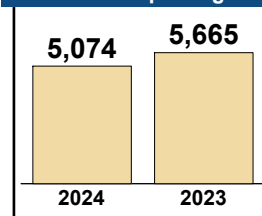
Court: Hanover Circuit
Start/End Date: Jan-23 / Sep-24
2023 Average Month: 608
Jan-Sep 2023: 5,665
Filings Trending: ▼

Circuit/Court ID: 15 215085
Type of Case: Filings
2024 Average Month: 564
Jan-Sep 2024 : 5,074
Overall AVG. Month: 589

Monthly Filings Summary



Jan --- Sep Filings



Filings by Division

Divisions		Jan	Feb	Mar	Apr	May	Jun	Jul	Aug	Sep	Oct	Nov	Dec	Thru Sep	% Change	Total
Total	2024	634	675	611	489	604	465	550	534	512	-	-	-	5,074	-10%	5,074
	2023	710	554	803	541	654	609	499	666	629	561	542	532	5,665	▼	7,300
Civil	2024	126	129	127	134	99	92	101	90	115	-	-	-	1,013	-6%	1,013
	2023	82	94	150	99	130	145	102	151	119	116	93	104	1,072	▼	1,385
Criminal	2024	210	253	218	141	230	198	183	209	166	-	-	-	1,808	-13%	1,808
	2023	225	184	274	199	271	215	177	284	261	195	221	236	2,090	▼	2,742
Concealed Handgun Permits	2024	251	208	199	156	146	119	157	154	172	-	-	-	1,562	-11%	1,562
	2023	291	216	248	192	176	172	139	161	158	199	171	154	1,753	▼	2,277
Miscellaneous/ Other	2024	47	85	65	58	129	56	109	80	59	-	-	-	688	-8%	688
	2023	112	60	130	51	77	77	81	69	90	51	57	38	747	▼	893
Others	2024	-	-	2	-	-	-	-	1	-	-	-	-	3	0%	3
	2023	-	-	1	-	-	-	-	1	1	-	-	-	3	↔	3

Filings by Case Category

Case Categories		Jan	Feb	Mar	Apr	May	Jun	Jul	Aug	Sep	Oct	Nov	Dec	Thru Sep	% Change	Total
Administrative Law	2024	1	2	1	1	1	-	-	-	-	-	-	-	6	50%	6
	2023	-	1	-	1	-	-	-	-	2	1	-	-	4	▲	5
Capital Murder	2024	-	-	-	-	-	-	-	-	-	-	-	-	0	-100%	0
	2023	-	-	-	-	2	-	-	-	-	-	-	-	2	▼	2
Contested Divorce	2024	13	18	25	17	14	15	15	18	15	-	-	-	150	-16%	150
	2023	15	14	29	22	22	27	17	20	12	16	13	18	178	▼	225
Domestic and Family - Level 1	2024	5	5	5	3	6	6	5	6	5	-	-	-	46	-13%	46
	2023	3	2	7	2	5	6	11	7	10	9	5	6	53	▼	73
Domestic and Family - Level 2	2024	6	2	5	15	8	5	12	11	5	-	-	-	69	10%	69
	2023	2	4	7	1	13	9	7	10	10	6	5	2	63	▲	76
Felonies and Related Matters	2024	127	149	121	74	142	131	99	118	127	-	-	-	1,088	-12%	1,088
	2023	132	89	167	129	163	118	109	161	166	111	142	118	1,234	▼	1,605
General Civil - Level 1	2024	-	-	-	1	-	1	-	1	-	-	-	-	3	-25%	3
	2023	-	-	-	1	-	1	2	-	-	1	-	1	4	▼	6
General Civil - Level 2	2024	34	41	37	38	21	17	25	17	32	-	-	-	262	4%	262
	2023	16	15	35	19	25	36	14	54	38	43	23	37	252	▲	355
General Civil - Level 3	2024	10	5	8	5	4	6	9	2	4	-	-	-	53	-16%	53
	2023	4	9	3	4	6	13	6	12	6	2	8	5	63	▼	78
Miscellaneous Civil	2024	295	288	262	214	277	167	260	220	227	-	-	-	2,210	-11%	2,210
	2023	400	276	371	239	254	248	213	226	244	250	219	195	2,471	▼	3,135
Misdemeanor	2024	74	91	86	59	83	59	70	82	37	-	-	-	641	-18%	641
	2023	85	87	100	64	101	87	63	107	90	79	75	115	784	▼	1,053
Other	2024	5	6	6	3	2	3	2	3	5	-	-	-	35	-19%	35
	2023	3	4	7	7	4	5	3	6	4	2	3	8	43	▼	56
Other Criminally Related Matters	2024	9	13	11	8	5	8	14	9	9	-	-	-	86	8%	86
	2023	8	8	8	6	9	10	8	16	7	5	5	3	80	▲	93
Probates/Wills & Trusts - Level 1	2024	1	1	1	-	-	-	1	1	-	-	-	-	5	-38%	5
	2023	-	-	1	1	1	2	-	1	2	1	-	-	8	▼	9
Probates/Wills & Trusts - Level 2	2024	7	8	3	2	-	4	4	2	2	-	-	-	32	52%	32
	2023	2	1	5	4	5	2	1	1	1	-	2	2	21	▲	25
Uncontested Divorce	2024	47	46	40	49	41	43	34	44	44	-	-	-	388	-4%	388
	2023	40	44	63	41	44	45	46	45	37	35	42	22	405	▼	504

This report reflects data in the case management system. Numbers will update accordingly as reports are refreshed and posted.

CPSS-CCMS-10.01 CASELOAD STATISTICS OF THE CIRCUIT COURTS

King George

January 2023 -- September 2024 Filings

Alexandria and Fairfax Circuit are not Included in State Totals

Dashboard		Monthly Filings Summary		Jan --- Sep Filings							
<p>Court: King George Circuit Start/End Date: Jan-23 / Sep-24 2023 Average Month: 142 Jan-Sep 2023: 1,277 Filings Trending: ↔</p>	<p>Circuit/Court ID: 15 215099 Type of Case: Filings 2024 Average Month: 144 Jan-Sep 2024 : 1,292 Overall AVG. Month: 142</p>			<table border="1" style="margin: auto;"> <tr> <td style="width: 50%; text-align: center;">1,292</td> <td style="width: 50%; text-align: center;">1,277</td> </tr> <tr> <td style="text-align: center;"></td> <td style="text-align: center;"></td> </tr> <tr> <td style="text-align: center;">2024</td> <td style="text-align: center;">2023</td> </tr> </table>		1,292	1,277			2024	2023
1,292	1,277										
2024	2023										

Filings by Division																
Divisions		Jan	Feb	Mar	Apr	May	Jun	Jul	Aug	Sep	Oct	Nov	Dec	Thru Sep	% Change	Total
Total	2024	207	119	130	172	113	136	147	137	131	-	-	-	1,292	1%	1,292
	2023	180	166	155	118	112	133	158	121	134	192	111	120	1,277	▲	1,700
Civil	2024	14	13	18	28	16	9	8	11	15	-	-	-	132	3%	132
	2023	22	15	10	12	14	10	12	10	23	11	18	11	128	▲	168
Criminal	2024	102	32	21	72	32	46	75	59	61	-	-	-	500	11%	500
	2023	70	63	51	37	21	51	76	36	45	100	25	46	450	▲	621
Concealed Handgun Permits	2024	71	52	66	52	43	63	48	49	44	-	-	-	488	-8%	488
	2023	60	71	71	49	60	58	52	59	50	66	54	40	530	▼	690
Miscellaneous/ Other	2024	20	22	25	20	21	18	15	18	11	-	-	-	170	1%	170
	2023	28	17	23	20	17	14	18	16	16	15	14	23	169	▲	221
Others	2024	-	-	-	-	1	-	1	-	-	-	-	-	2	2	2
	2023	-	-	-	-	-	-	-	-	-	-	-	-	0	↔	0

Filings by Case Category																
Case Categories		Jan	Feb	Mar	Apr	May	Jun	Jul	Aug	Sep	Oct	Nov	Dec	Thru Sep	% Change	Total
Administrative Law	2024	-	-	-	-	-	-	1	-	-	-	-	-	1	1	1
	2023	-	-	-	-	-	-	-	-	-	-	-	-	0	↔	0
Capital Murder	2024	-	-	-	-	-	-	-	-	-	-	-	-	0	-100%	0
	2023	-	-	1	-	-	-	-	-	-	-	-	-	1	▼	1
Contested Divorce	2024	3	2	2	2	2	2	1	-	3	-	-	-	17	0%	17
	2023	3	1	1	2	1	1	4	3	1	-	-	2	17	↔	19
Domestic and Family - Level 1	2024	3	-	1	8	2	-	-	1	-	-	-	-	15	-32%	15
	2023	-	7	2	2	1	4	1	1	4	-	-	-	22	▼	22
Domestic and Family - Level 2	2024	1	1	1	-	1	1	-	-	2	-	-	-	7	17%	7
	2023	2	-	-	-	1	-	-	1	2	3	1	-	6	▲	10
Felonies and Related Matters	2024	75	20	10	43	12	25	51	32	40	-	-	-	308	9%	308
	2023	56	25	28	24	10	36	48	27	28	64	22	28	282	▲	396
General Civil - Level 1	2024	1	-	1	-	-	-	-	-	-	-	-	-	2	2	2
	2023	-	-	-	-	-	-	-	-	-	1	-	1	0	↔	2
General Civil - Level 2	2024	3	4	3	4	3	1	-	6	2	-	-	-	26	0%	26
	2023	4	-	1	1	7	3	3	1	6	2	7	2	26	↔	37
General Civil - Level 3	2024	-	3	3	1	3	-	1	-	3	-	-	-	14	-13%	14
	2023	7	1	1	2	2	1	2	-	-	1	5	2	16	▼	24
Miscellaneous Civil	2024	80	64	79	60	61	77	58	60	51	-	-	-	590	-9%	590
	2023	79	83	85	65	72	68	64	71	61	76	59	57	648	▼	840
Misdemeanor	2024	26	11	8	20	19	19	20	23	21	-	-	-	167	19%	167
	2023	13	34	19	12	8	14	21	6	13	35	3	16	140	▲	194
Other	2024	8	10	12	11	6	3	6	8	3	-	-	-	67	31%	67
	2023	9	5	8	4	5	4	6	5	5	3	9	7	51	▲	70
Other Criminally Related Matters	2024	1	1	3	9	1	2	4	4	-	-	-	-	25	-17%	25
	2023	1	4	3	1	3	1	7	3	7	1	-	2	30	▼	33
Probates/Wills & Trusts - Level 1	2024	-	-	-	-	-	1	-	-	-	-	-	-	1	1	1
	2023	-	-	-	-	-	-	-	-	-	-	-	-	0	↔	0
Probates/Wills & Trusts - Level 2	2024	1	-	-	1	2	2	-	-	4	-	-	-	10	100%	10
	2023	-	-	1	4	-	-	-	-	-	2	-	-	5	▲	7
Protective Orders	2024	1	-	-	3	-	1	-	-	-	-	-	-	5	400%	5
	2023	-	-	-	-	-	-	-	-	1	-	-	2	1	▲	3
Uncontested Divorce	2024	4	3	7	10	1	2	5	3	2	-	-	-	37	16%	37
	2023	6	6	5	1	2	1	2	3	6	4	5	1	32	▲	42

This report reflects data in the case management system. Numbers will update accordingly as reports are refreshed and posted.

Dashboard		Monthly Filings Summary		Jan --- Sep Filings			
Court: Lancaster Circuit Start/End Date: Jan-23 / Sep-24 2023 Average Month: 64 Jan-Sep 2023: 585 Filings Trending: ▼	Circuit/Court ID: 15 215103 Type of Case: Filings 2024 Average Month: 60 Jan-Sep 2024 : 539 Overall AVG. Month: 62	<p style="font-weight: bold; font-size: 1.2em;">Jan 23 - Sep 24</p>	<table border="1" style="margin: auto;"> <tr> <td style="width: 50%; text-align: center;">539</td> <td style="width: 50%; text-align: center;">585</td> </tr> <tr> <td style="text-align: center;">2024</td> <td style="text-align: center;">2023</td> </tr> </table>	539	585	2024	2023
539	585						
2024	2023						

Filings by Division																
Divisions		Jan	Feb	Mar	Apr	May	Jun	Jul	Aug	Sep	Oct	Nov	Dec	Thru Sep	% Change	Total
Total	2024	99	70	44	81	40	38	57	39	71	-	-	-	539	-8%	539
	2023	63	81	70	59	64	47	88	45	68	88	33	59	585	▼	765
Civil	2024	18	7	4	8	6	11	5	5	10	-	-	-	74	32%	74
	2023	3	4	7	10	13	5	4	8	2	5	3	12	56	▲	76
Criminal	2024	51	36	13	41	7	7	27	13	27	-	-	-	222	-4%	222
	2023	24	34	12	25	17	14	54	15	36	52	8	17	231	▼	308
Concealed Handgun Permits	2024	17	20	18	23	15	12	17	6	23	-	-	-	151	-26%	151
	2023	25	31	41	16	18	16	23	10	23	20	19	22	203	▼	264
Miscellaneous/ Other	2024	13	7	9	9	12	8	8	15	11	-	-	-	92	-3%	92
	2023	11	12	10	8	16	12	7	12	7	11	3	8	95	▼	117

Filings by Case Category																
Case Categories		Jan	Feb	Mar	Apr	May	Jun	Jul	Aug	Sep	Oct	Nov	Dec	Thru Sep	% Change	Total
Administrative Law	2024	-	-	-	-	-	-	-	-	-	-	-	-	0	-100%	0
	2023	1	-	-	-	-	-	-	-	-	-	-	-	1	▼	1
Contested Divorce	2024	-	1	-	-	1	-	-	-	-	-	-	-	2	-50%	2
	2023	-	-	1	2	-	-	-	-	1	-	-	1	4	▼	5
Domestic and Family - Level 1	2024	-	-	-	-	-	5	2	-	-	-	-	-	7	17%	7
	2023	-	-	1	2	-	-	-	3	-	-	1	1	6	▲	8
Domestic and Family - Level 2	2024	-	-	1	-	1	-	-	4	-	-	-	-	6	500%	6
	2023	-	-	-	-	-	-	-	1	-	-	-	-	1	▲	1
Felonies and Related Matters	2024	39	15	11	24	7	5	20	11	19	-	-	-	151	-12%	151
	2023	12	27	12	17	11	13	41	8	30	40	2	17	171	▼	230
General Civil - Level 1	2024	-	1	-	-	-	-	-	-	1	-	-	-	2	100%	2
	2023	-	-	1	-	-	-	-	-	-	-	-	-	2	▲	3
General Civil - Level 2	2024	4	3	-	3	-	4	3	-	5	-	-	-	22	47%	22
	2023	-	2	2	2	3	1	1	3	1	3	-	2	15	▲	20
General Civil - Level 3	2024	14	2	1	2	2	-	-	2	1	-	-	-	24	26%	24
	2023	-	1	1	3	8	3	-	2	1	3	-	5	19	▲	27
Miscellaneous Civil	2024	21	23	26	31	26	19	24	13	28	-	-	-	211	-21%	211
	2023	30	41	46	21	29	27	25	21	27	26	22	27	267	▼	342
Misdemeanor	2024	10	20	2	16	-	-	5	1	7	-	-	-	61	36%	61
	2023	11	2	-	7	2	-	11	6	6	10	6	-	45	▲	61
Other	2024	9	2	1	1	2	1	1	5	7	-	-	-	29	0%	29
	2023	6	1	5	2	6	-	7	-	2	3	-	3	29	↔	35
Other Criminally Related Matters	2024	2	1	-	2	-	2	2	1	3	-	-	-	13	-13%	13
	2023	1	5	-	1	4	1	2	1	-	2	1	-	15	▼	18
Probates/Wills & Trusts - Level 2	2024	-	1	-	-	-	-	-	-	-	-	-	-	1	-67%	1
	2023	1	-	1	-	1	-	-	-	-	1	-	-	3	▼	4
Uncontested Divorce	2024	-	1	2	2	1	2	-	2	-	-	-	-	10	25%	10
	2023	1	2	-	2	-	2	1	-	-	-	1	1	8	▲	10

CPSS-CCMS-10.01 CASELOAD STATISTICS OF THE CIRCUIT COURTS

Northumberland

January 2023 -- September 2024 Filings

Alexandria and Fairfax Circuit are not Included in State Totals

Dashboard		Monthly Filings Summary		Jan --- Sep Filings					
<p>Court: Northumberland Circuit Start/End Date: Jan-23 / Sep-24 2023 Average Month: 73 Jan-Sep 2023: 644 Filings Trending: ▼</p>	<p>Circuit/Court ID: 15 215133 Type of Case: Filings 2024 Average Month:68 Jan-Sep 2024 : 614 Overall AVG. Month: 71</p>	<p style="font-weight: bold; font-size: 1.2em;">Jan 23 - Sep 24</p>		<table style="margin: auto;"> <tr> <td style="text-align: center; width: 50px;">614</td> <td style="text-align: center; width: 50px;">644</td> </tr> <tr> <td style="text-align: center; width: 50px;">2024</td> <td style="text-align: center; width: 50px;">2023</td> </tr> </table>		614	644	2024	2023
614	644								
2024	2023								

Filings by Division																
Divisions		Jan	Feb	Mar	Apr	May	Jun	Jul	Aug	Sep	Oct	Nov	Dec	Thru Sep	% Change	Total
Total	2024	63	57	68	56	68	43	138	49	72	-	-	-	614	-5%	614
	2023	81	66	121	53	63	50	67	54	89	80	57	98	644	▼	879
Civil	2024	5	7	10	8	7	8	14	2	10	-	-	-	71	-28%	71
	2023	20	12	17	10	9	7	6	13	4	8	6	4	98	▼	116
Criminal	2024	16	13	6	8	23	9	91	7	15	-	-	-	188	16%	188
	2023	15	3	33	6	11	9	24	6	55	25	18	23	162	▲	228
Concealed Handgun Permits	2024	31	26	31	32	22	17	20	31	30	-	-	-	240	3%	240
	2023	38	26	34	23	26	22	24	22	17	30	22	13	232	▲	297
Miscellaneous/ Other	2024	11	11	21	8	16	9	13	9	17	-	-	-	115	-24%	115
	2023	8	25	37	14	17	12	13	13	13	16	10	58	152	▼	236
Others	2024	-	-	-	-	-	-	-	-	-	-	-	-	0	0	0
	2023	-	-	-	-	-	-	-	-	-	1	1	-	0	↔	2

Filings by Case Category																
Case Categories		Jan	Feb	Mar	Apr	May	Jun	Jul	Aug	Sep	Oct	Nov	Dec	Thru Sep	% Change	Total
Administrative Law	2024	-	-	-	-	-	-	-	-	1	-	-	-	1	0%	1
	2023	-	-	-	-	-	-	-	1	-	-	-	-	1	↔	1
Contested Divorce	2024	-	1	-	-	1	-	1	-	1	-	-	-	4	-50%	4
	2023	1	-	2	-	2	1	-	2	-	1	-	-	8	▼	9
Domestic and Family - Level 1	2024	-	-	-	-	-	-	1	-	-	-	-	-	1	-92%	1
	2023	7	2	2	1	-	-	-	1	-	-	-	-	13	▼	13
Domestic and Family - Level 2	2024	-	-	-	-	-	-	-	-	-	-	-	-	0	0	0
	2023	-	-	-	-	-	-	-	-	-	1	1	-	0	↔	2
Felonies and Related Matters	2024	10	9	1	4	20	6	76	6	15	-	-	-	147	13%	147
	2023	6	2	27	6	9	6	19	4	51	21	14	23	130	▲	188
General Civil - Level 1	2024	-	-	-	-	-	-	-	-	-	-	-	-	0	-100%	0
	2023	-	-	1	-	-	-	1	1	1	1	-	-	4	▼	5
General Civil - Level 2	2024	2	4	3	2	3	3	4	1	3	-	-	-	25	47%	25
	2023	3	2	5	2	-	-	1	4	-	2	2	2	17	▲	23
General Civil - Level 3	2024	1	1	2	2	2	3	6	2	2	-	-	-	21	-28%	21
	2023	1	7	1	3	6	4	3	3	1	-	1	-	29	▼	30
Miscellaneous Civil	2024	33	32	37	33	25	18	22	35	36	-	-	-	271	0%	271
	2023	41	28	44	29	33	24	26	25	22	38	28	16	272	▼	354
Misdemeanor	2024	6	3	2	2	2	-	3	-	2	-	-	-	20	-5%	20
	2023	9	1	3	1	1	1	4	-	1	2	3	-	21	▼	26
Other	2024	11	5	15	7	14	7	12	4	11	-	-	-	86	-24%	86
	2023	8	23	29	9	9	9	10	8	8	9	5	55	113	▼	182
Other Criminally Related Matters	2024	-	1	3	3	1	3	12	1	-	-	-	-	24	100%	24
	2023	-	-	3	-	1	2	1	2	3	2	1	-	12	▲	15
Probates/Wills & Trusts - Level 1	2024	-	-	-	-	-	-	-	-	-	-	-	-	0	-100%	0
	2023	-	-	-	-	-	1	-	-	-	-	-	-	1	▼	1
Probates/Wills & Trusts - Level 2	2024	-	-	-	-	-	-	-	-	-	-	-	-	0	-100%	0
	2023	-	1	-	-	-	-	-	2	-	1	-	1	3	▼	5
Uncontested Divorce	2024	-	1	5	3	-	3	1	-	1	-	-	-	14	-30%	14
	2023	5	-	4	2	2	2	2	1	2	2	2	1	20	▼	25

This report reflects data in the case management system. Numbers will update accordingly as reports are refreshed and posted.

Dashboard		Monthly Filings Summary		Jan --- Sep Filings	
<p>Court: Richmond County Circuit Start/End Date: Jan-23 / Sep-24 2023 Average Month: 42 Jan-Sep 2023: 364 Filings Trending: ▲</p>	<p>Circuit/Court ID: 15 215159 Type of Case: Filings 2024 Average Month: 46 Jan-Sep 2024 : 417 Overall AVG. Month: 44</p>				

Filings by Division																
Divisions		Jan	Feb	Mar	Apr	May	Jun	Jul	Aug	Sep	Oct	Nov	Dec	Thru Sep	% Change	Total
Total	2024	44	42	42	42	25	46	50	68	58	-	-	-	417	15%	417
	2023	44	57	34	49	36	38	28	27	51	76	46	22	364	▲	508
Civil	2024	4	5	3	3	6	6	1	3	15	-	-	-	46	10%	46
	2023	4	10	5	5	4	4	2	6	2	10	4	2	42	▲	58
Criminal	2024	17	13	12	11	1	26	33	55	25	-	-	-	193	39%	193
	2023	18	15	6	20	15	15	14	9	27	43	35	7	139	▲	224
Concealed Handgun Permits	2024	17	18	25	26	12	14	11	5	13	-	-	-	141	0%	141
	2023	18	25	21	21	11	15	7	7	16	9	3	12	141	↔	165
Miscellaneous/ Other	2024	6	6	2	2	6	-	5	5	5	-	-	-	37	-12%	37
	2023	4	7	2	3	6	4	5	5	6	14	4	1	42	▼	61

Filings by Case Category																
Case Categories		Jan	Feb	Mar	Apr	May	Jun	Jul	Aug	Sep	Oct	Nov	Dec	Thru Sep	% Change	Total
Administrative Law	2024	-	-	-	-	-	-	-	-	-	-	-	-	0	-100%	0
	2023	-	-	-	1	-	-	-	-	-	-	-	-	-	1	▼
Contested Divorce	2024	-	1	-	1	-	2	-	-	2	-	-	-	6	500%	6
	2023	-	-	-	-	-	1	-	-	-	2	2	-	1	▲	5
Domestic and Family - Level 1	2024	2	-	-	-	-	-	-	-	12	-	-	-	14	180%	14
	2023	1	2	-	1	-	-	-	-	1	2	-	-	5	▲	7
Domestic and Family - Level 2	2024	-	-	-	-	2	1	-	-	-	-	-	-	3	3	3
	2023	-	-	-	-	-	-	-	-	-	1	-	-	0	↔	1
Felonies and Related Matters	2024	11	7	10	8	1	18	29	50	19	-	-	-	153	94%	153
	2023	8	9	3	14	11	10	10	3	11	20	32	2	79	▲	133
General Civil - Level 1	2024	-	1	1	-	1	-	-	-	-	-	-	-	3	0%	3
	2023	-	-	-	1	2	-	-	-	-	-	-	-	3	↔	3
General Civil - Level 2	2024	-	1	1	1	3	-	-	1	-	-	-	-	7	-42%	7
	2023	-	3	2	-	2	1	-	-	4	-	-	-	2	12	▼
General Civil - Level 3	2024	2	1	-	-	-	-	-	2	-	-	-	-	5	-17%	5
	2023	-	1	-	1	2	-	-	1	1	1	1	2	-	6	▼
Miscellaneous Civil	2024	21	24	27	28	17	14	16	10	18	-	-	-	175	3%	175
	2023	22	30	23	23	13	18	10	11	20	17	6	13	170	▲	206
Misdemeanor	2024	3	5	2	3	-	7	4	5	6	-	-	-	35	-20%	35
	2023	8	6	1	4	3	4	4	4	10	21	2	-	44	▼	67
Other	2024	2	-	-	-	-	-	-	-	-	-	-	-	2	-80%	2
	2023	1	2	-	1	1	1	2	1	1	5	1	-	10	▼	16
Other Criminally Related Matters	2024	3	1	-	-	-	1	-	-	-	-	-	-	5	-69%	5
	2023	2	-	2	2	1	1	-	-	2	6	2	1	5	16	▼
Probates/Wills & Trusts - Level 1	2024	-	-	-	-	-	-	-	-	-	-	-	-	0	-100%	0
	2023	-	-	-	-	-	-	-	-	1	-	-	-	1	▼	1
Probates/Wills & Trusts - Level 2	2024	-	-	-	-	-	-	-	-	-	-	-	-	0	-100%	0
	2023	-	-	-	-	-	-	1	-	-	-	-	-	1	▼	1
Uncontested Divorce	2024	-	1	1	1	1	3	1	-	1	-	-	-	9	-40%	9
	2023	2	4	3	1	1	2	1	1	-	-	5	-	15	▼	20

CPSS-CCMS-10.01 CASELOAD STATISTICS OF THE CIRCUIT COURTS

January 2023 -- September 2024 Filings

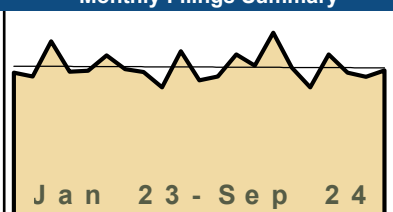
Alexandria and Fairfax Circuit are not Included in State Totals

Dashboard		Monthly Filings Summary		Jan --- Sep Filings					
<p>Court: Spotsylvania Circuit Start/End Date: Jan-23 / Sep-24 2023 Average Month: 790 Jan-Sep 2023: 7,195 Filings Trending: ↔</p>	<p>Circuit/Court ID: 15 215177 Type of Case: Filings 2024 Average Month: 780 Jan-Sep 2024 : 7,024 Overall AVG. Month: 786</p>	<p style="text-align: center; font-weight: bold; color: white;">Jan 23 - Sep 24</p>		<table style="margin: auto;"> <tr> <td style="text-align: center; width: 50px;">7,024</td> <td style="text-align: center; width: 50px;">7,195</td> </tr> <tr> <td style="text-align: center; width: 50px;">2024</td> <td style="text-align: center; width: 50px;">2023</td> </tr> </table>		7,024	7,195	2024	2023
7,024	7,195								
2024	2023								

Filings by Division																
Divisions		Jan	Feb	Mar	Apr	May	Jun	Jul	Aug	Sep	Oct	Nov	Dec	Thru Sep	% Change	Total
Total	2024	812	835	775	767	808	731	755	794	747	-	-	-	7,024	-2%	7,024
	2023	1,011	774	997	698	956	696	591	735	737	930	723	637	7,195	▼	9,485
Civil	2024	83	78	85	92	133	93	106	122	99	-	-	-	891	14%	891
	2023	101	59	137	95	87	70	65	58	111	77	91	66	783	▲	1,017
Criminal	2024	295	379	350	291	316	329	269	314	291	-	-	-	2,834	1%	2,834
	2023	357	311	317	244	455	290	201	325	302	468	271	272	2,802	▲	3,813
Concealed Handgun Permits	2024	309	276	244	251	228	205	247	236	240	-	-	-	2,236	-10%	2,236
	2023	410	288	392	242	289	229	230	221	195	276	251	204	2,496	▼	3,227
Miscellaneous/ Other	2024	124	101	96	132	131	104	129	120	115	-	-	-	1,052	-5%	1,052
	2023	142	115	149	116	125	107	94	131	128	109	110	95	1,107	▼	1,421
Others	2024	1	1	-	1	-	-	4	2	2	-	-	-	11	57%	11
	2023	1	1	2	1	-	-	-	1	-	1	-	-	7	▲	7

Filings by Case Category																
Case Categories		Jan	Feb	Mar	Apr	May	Jun	Jul	Aug	Sep	Oct	Nov	Dec	Thru Sep	% Change	Total
Administrative Law	2024	1	-	-	-	-	-	1	1	-	-	-	-	3	-57%	3
	2023	1	1	2	-	1	1	1	-	-	2	2	-	7	▼	11
Capital Murder	2024	2	1	1	1	-	-	-	-	-	-	-	-	5	5	5
	2023	-	-	-	-	-	-	-	-	-	-	-	-	0	↔	0
Contested Divorce	2024	10	6	9	12	7	10	12	13	11	-	-	-	90	-1%	90
	2023	9	14	12	10	15	9	6	6	10	4	11	7	91	▼	113
Domestic and Family - Level 1	2024	10	8	18	24	50	24	12	45	15	-	-	-	206	-5%	206
	2023	40	4	61	33	20	14	9	6	30	11	23	11	217	▼	262
Domestic and Family - Level 2	2024	4	6	5	8	5	5	16	7	4	-	-	-	60	94%	60
	2023	1	2	4	2	9	2	5	3	3	5	4	3	31	▲	43
Felonies and Related Matters	2024	191	280	258	194	219	241	197	220	198	-	-	-	1,998	4%	1,998
	2023	241	224	211	153	325	201	135	227	199	288	184	167	1,916	▲	2,555
General Civil - Level 1	2024	-	1	1	-	2	-	1	1	2	-	-	-	8	-27%	8
	2023	2	1	-	1	-	3	3	-	1	1	1	1	11	▼	14
General Civil - Level 2	2024	19	29	23	18	30	25	23	28	24	-	-	-	219	37%	219
	2023	14	14	19	17	14	18	17	18	29	22	15	18	160	▲	215
General Civil - Level 3	2024	15	3	5	4	8	6	6	11	5	-	-	-	63	-7%	63
	2023	8	6	9	9	7	8	5	7	9	13	12	8	68	▼	101
Miscellaneous Civil	2024	367	332	304	330	308	270	325	323	313	-	-	-	2,872	-6%	2,872
	2023	482	338	468	316	335	288	274	277	271	330	310	257	3,049	▼	3,946
Misdemeanor	2024	89	86	77	82	84	78	55	70	82	-	-	-	703	-4%	703
	2023	101	74	88	71	107	69	54	87	84	161	76	89	735	▼	1,061
Other	2024	67	44	35	55	47	33	51	31	42	-	-	-	405	-24%	405
	2023	70	60	70	43	74	46	45	68	54	56	54	39	530	▼	679
Other Criminally Related Matters	2024	13	12	14	14	14	10	17	24	13	-	-	-	131	-14%	131
	2023	15	13	19	20	23	20	12	12	19	19	11	16	153	▼	199
Probates/Wills & Trusts - Level 1	2024	-	-	-	-	-	-	-	-	1	-	-	-	1	1	1
	2023	-	-	-	-	-	-	-	-	-	-	-	-	0	↔	0
Probates/Wills & Trusts - Level 2	2024	2	2	2	3	2	6	7	-	7	-	-	-	31	-18%	31
	2023	5	5	7	2	3	1	6	6	3	3	6	2	38	▼	49
Uncontested Divorce	2024	22	25	23	22	32	23	32	20	30	-	-	-	229	21%	229
	2023	22	18	27	21	23	16	19	18	25	15	14	19	189	▲	237

This report reflects data in the case management system. Numbers will update accordingly as reports are refreshed and posted.

Dashboard		Monthly Filings Summary		Jan --- Sep Filings	
<p>Court: Stafford Circuit Start/End Date: Jan-23 / Sep-24 2023 Average Month: 699 Jan-Sep 2023: 6,301 Filings Trending: ▲</p>	<p>Circuit/Court ID: 15 215179 Type of Case: Filings 2024 Average Month: 719 Jan-Sep 2024 : 6,468 Overall AVG. Month: 707</p>	 <p style="text-align: center; font-weight: bold; color: white;">Jan 23 - Sep 24</p>		<p>6,468</p> <div style="width: 50px; height: 50px; background-color: #f0e68c; margin: 0 auto;"></div> <p>2024</p>	<p>6,301</p> <div style="width: 50px; height: 50px; background-color: #f0e68c; margin: 0 auto;"></div> <p>2023</p>

Filings by Division																
Divisions		Jan	Feb	Mar	Apr	May	Jun	Jul	Aug	Sep	Oct	Nov	Dec	Thru Sep	% Change	Total
Total	2024	768	714	871	705	611	767	680	661	691	-	-	-	6,468	3%	6,468
	2023	680	662	830	685	690	763	698	683	610	782	644	662	6,301	▲	8,389
Civil	2024	76	84	105	96	48	71	88	93	90	-	-	-	751	2%	751
	2023	83	63	99	80	93	81	69	96	70	93	83	80	734	▲	990
Criminal	2024	345	275	393	270	269	398	267	252	272	-	-	-	2,741	2%	2,741
	2023	206	254	354	288	281	399	339	310	266	334	255	287	2,697	▲	3,573
Concealed Handgun Permits	2024	277	267	293	245	213	205	236	252	254	-	-	-	2,242	3%	2,242
	2023	299	273	299	241	246	213	216	197	201	272	231	220	2,185	▲	2,908
Miscellaneous/ Other	2024	70	88	80	94	81	93	89	63	75	-	-	-	733	7%	733
	2023	92	72	77	76	70	70	74	80	73	83	75	75	684	▲	917
Others	2024	-	-	-	-	-	-	-	1	-	-	-	-	1	0%	1
	2023	-	-	1	-	-	-	-	-	-	-	-	-	1	↔	1

Filings by Case Category																
Case Categories		Jan	Feb	Mar	Apr	May	Jun	Jul	Aug	Sep	Oct	Nov	Dec	Thru Sep	% Change	Total
Administrative Law	2024	2	-	3	-	-	2	-	2	-	-	-	-	9	-31%	9
	2023	2	1	2	2	-	2	-	3	1	1	-	2	13	▼	16
Capital Murder	2024	-	-	-	-	-	-	-	-	-	-	-	-	0	-100%	0
	2023	-	-	-	1	-	-	-	-	1	-	-	-	2	▼	2
Contested Divorce	2024	8	10	13	14	8	8	13	11	8	-	-	-	93	2%	93
	2023	8	9	13	8	11	11	15	12	4	10	7	14	91	▲	122
Domestic and Family - Level 1	2024	6	5	15	7	-	5	18	13	9	-	-	-	78	-36%	78
	2023	9	6	15	11	18	20	13	19	11	7	14	6	122	▼	149
Domestic and Family - Level 2	2024	6	5	7	6	5	6	4	13	5	-	-	-	57	33%	57
	2023	8	4	3	9	2	3	4	6	4	5	6	2	43	▲	56
Felonies and Related Matters	2024	251	153	264	169	182	285	197	159	154	-	-	-	1,814	-1%	1,814
	2023	139	177	235	186	191	280	218	224	183	224	155	194	1,833	▼	2,406
General Civil - Level 1	2024	-	1	1	1	1	3	2	1	1	-	-	-	11	57%	11
	2023	1	-	1	1	1	-	2	1	-	2	1	1	7	▲	11
General Civil - Level 2	2024	24	20	22	27	6	28	21	24	30	-	-	-	202	15%	202
	2023	14	21	19	19	24	16	17	29	17	27	18	13	176	▲	234
General Civil - Level 3	2024	14	11	13	14	12	6	8	7	11	-	-	-	96	16%	96
	2023	7	5	11	11	12	8	7	13	9	9	13	11	83	▲	116
Miscellaneous Civil	2024	341	345	362	333	288	286	314	307	323	-	-	-	2,899	3%	2,899
	2023	388	335	372	312	311	276	283	264	270	349	300	287	2,811	▲	3,747
Misdemeanor	2024	74	97	102	83	66	88	53	63	83	-	-	-	709	0%	709
	2023	48	59	86	81	80	110	102	69	72	89	76	75	707	▲	947
Other	2024	1	7	5	1	-	1	-	4	1	-	-	-	20	33%	20
	2023	2	-	1	2	4	1	3	-	2	2	2	-	15	▲	19
Other Criminally Related Matters	2024	20	25	27	23	22	27	17	30	35	-	-	-	226	33%	226
	2023	21	18	33	21	12	15	19	20	11	21	24	19	170	▲	234
Probates/Wills & Trusts - Level 1	2024	1	-	-	-	1	-	-	-	-	-	-	-	2	100%	2
	2023	-	-	-	-	-	-	-	1	-	-	-	-	1	▲	1
Probates/Wills & Trusts - Level 2	2024	2	10	7	7	1	6	4	2	4	-	-	-	43	30%	43
	2023	6	4	7	1	3	3	3	2	4	5	6	2	33	▲	46
Uncontested Divorce	2024	18	25	30	20	19	16	29	25	27	-	-	-	209	8%	209
	2023	27	23	32	20	21	18	12	20	21	31	22	36	194	▲	283

Dashboard		Monthly Filings Summary		Jan --- Sep Filings	
Court: Westmoreland Circuit	Circuit/Court ID: 15 215193				
Start/End Date: Jan-23 / Sep-24	Type of Case: Filings				
2023 Average Month: 91	2024 Average Month: 90				
Jan-Sep 2023: 839	Jan-Sep 2024 : 808				
Filings Trending: ▼	Overall AVG. Month: 90				

Filings by Division																
Divisions		Jan	Feb	Mar	Apr	May	Jun	Jul	Aug	Sep	Oct	Nov	Dec	Thru Sep	% Change	Total
Total	2024	95	86	112	144	81	69	87	65	69	-	-	-	808	-4%	808
	2023	123	85	90	104	90	71	97	82	97	96	75	76	839	▼	1,086
Civil	2024	10	8	7	18	12	17	11	10	12	-	-	-	105	-12%	105
	2023	13	10	6	12	25	12	11	16	14	7	10	4	119	▼	140
Criminal	2024	34	24	43	83	37	31	28	7	15	-	-	-	302	-10%	302
	2023	54	31	30	53	27	30	48	25	38	58	24	31	336	▼	449
Concealed Handgun Permits	2024	49	46	43	29	24	15	36	36	35	-	-	-	313	1%	313
	2023	47	40	45	32	29	22	29	34	31	27	31	29	309	▲	396
Miscellaneous/ Other	2024	2	8	18	14	7	6	12	11	7	-	-	-	85	15%	85
	2023	9	4	9	7	9	7	8	7	14	4	10	12	74	▲	100
Others	2024	-	-	1	-	1	-	-	1	-	-	-	-	3	200%	3
	2023	-	-	-	-	-	-	1	-	-	-	-	-	1	▲	1

Filings by Case Category																
Case Categories		Jan	Feb	Mar	Apr	May	Jun	Jul	Aug	Sep	Oct	Nov	Dec	Thru Sep	% Change	Total
Contested Divorce	2024	3	2	3	1	3	-	1	-	2	-	-	-	15	88%	15
	2023	1	-	1	1	1	1	1	-	2	2	1	-	8	▲	11
Domestic and Family - Level 1	2024	2	1	-	8	4	9	-	2	1	-	-	-	27	-34%	27
	2023	4	1	2	1	11	6	6	9	1	2	1	1	41	▼	45
Domestic and Family - Level 2	2024	-	-	-	-	-	1	-	-	3	-	-	-	4	100%	4
	2023	-	-	-	-	1	-	-	-	1	-	-	-	2	▲	2
Felonies and Related Matters	2024	30	16	29	55	20	19	16	4	9	-	-	-	198	-1%	198
	2023	20	16	16	36	17	24	35	14	22	54	21	16	200	▼	291
General Civil - Level 1	2024	-	-	-	-	-	-	-	1	-	-	-	-	1	-75%	1
	2023	-	-	1	-	1	-	2	-	-	-	-	-	4	▼	4
General Civil - Level 2	2024	1	1	1	3	2	2	6	6	2	-	-	-	24	60%	24
	2023	-	1	3	1	1	1	3	2	3	-	3	4	15	▲	22
General Civil - Level 3	2024	4	1	1	3	4	3	3	1	3	-	-	-	23	-4%	23
	2023	1	1	-	9	7	2	1	1	2	-	1	1	24	▼	26
Miscellaneous Civil	2024	50	54	56	42	28	19	45	41	40	-	-	-	375	1%	375
	2023	55	44	50	38	37	29	35	41	43	31	39	37	372	▲	479
Misdemeanor	2024	3	5	12	15	6	4	5	1	4	-	-	-	55	-43%	55
	2023	28	10	2	16	10	4	10	8	8	4	2	7	96	▼	109
Other	2024	1	-	5	-	2	-	-	2	-	-	-	-	10	150%	10
	2023	1	-	-	-	-	1	1	-	1	-	2	-	4	▲	6
Other Criminally Related Matters	2024	1	3	2	13	11	8	7	2	2	-	-	-	49	9%	49
	2023	11	5	12	1	-	2	3	3	8	-	2	8	45	▲	55
Probates/Wills & Trusts - Level 2	2024	-	-	-	-	-	-	2	-	1	-	-	-	3	0%	3
	2023	-	-	1	-	-	1	-	1	-	-	1	-	3	↔	4
Protective Orders	2024	-	-	-	-	-	2	-	-	-	-	-	-	2	2	2
	2023	-	-	-	-	-	-	-	-	-	1	-	-	0	↔	1
Uncontested Divorce	2024	-	3	3	4	1	2	2	5	2	-	-	-	22	-12%	22
	2023	2	7	2	1	4	-	-	3	6	2	2	2	25	▼	31

CPSS-CCMS-10.01 CASELOAD STATISTICS OF THE CIRCUIT COURTS

Fredericksburg

January 2023 -- September 2024 Filings

Alexandria and Fairfax Circuit are not Included in State Totals

Dashboard		Monthly Filings Summary		Jan --- Sep Filings					
<p>Court: Fredericksburg Circuit Start/End Date: Jan-23 / Sep-24 2023 Average Month: 285 Jan-Sep 2023: 2,624 Filings Trending: ▲</p>	<p>Circuit/Court ID: 15 215630 Type of Case: Filings 2024 Average Month: 309 Jan-Sep 2024 : 2,778 Overall AVG. Month: 295</p>	<p style="text-align: center; font-weight: bold; font-size: 1.2em;">Jan 23 - Sep 24</p>		<table border="1" style="margin: auto; border-collapse: collapse;"> <tr> <td style="width: 50%; text-align: center;">2,778</td> <td style="width: 50%; text-align: center;">2,624</td> </tr> <tr> <td style="text-align: center;">2024</td> <td style="text-align: center;">2023</td> </tr> </table>		2,778	2,624	2024	2023
2,778	2,624								
2024	2023								

Filings by Division																
Divisions		Jan	Feb	Mar	Apr	May	Jun	Jul	Aug	Sep	Oct	Nov	Dec	Thru Sep	% Change	Total
Total	2024	322	281	329	211	323	323	316	318	355	-	-	-	2,778	6%	2,778
	2023	376	239	314	231	345	381	189	288	261	255	334	209	2,624	▲	3,422
Civil	2024	46	44	39	32	52	61	41	47	47	-	-	-	409	-17%	409
	2023	52	52	68	50	55	61	51	50	52	35	33	21	491	▼	580
Criminal	2024	198	135	214	106	196	189	191	191	236	-	-	-	1,656	14%	1,656
	2023	236	130	156	104	216	245	71	150	141	155	224	145	1,449	▲	1,973
Concealed Handgun Permits	2024	36	39	25	26	28	24	28	24	18	-	-	-	248	-1%	248
	2023	28	27	30	42	28	23	26	23	24	20	37	15	251	▼	323
Miscellaneous/ Other	2024	42	62	51	47	47	48	55	54	51	-	-	-	457	7%	457
	2023	58	30	60	35	46	52	41	65	42	45	40	28	429	▲	542
Others	2024	-	1	-	-	-	1	1	2	3	-	-	-	8	100%	8
	2023	2	-	-	-	-	-	-	-	2	-	-	-	4	▲	4

Filings by Case Category																
Case Categories		Jan	Feb	Mar	Apr	May	Jun	Jul	Aug	Sep	Oct	Nov	Dec	Thru Sep	% Change	Total
Administrative Law	2024	-	-	-	-	-	-	-	-	-	-	-	-	0	-100%	0
	2023	1	-	-	1	-	1	-	1	1	-	1	1	5	▼	7
Capital Murder	2024	-	-	-	-	-	-	-	-	-	-	-	-	0	0	0
	2023	-	-	-	-	-	-	-	-	-	1	-	-	0	↔	1
Contested Divorce	2024	6	6	5	4	8	3	4	4	6	-	-	-	46	-16%	46
	2023	6	5	3	4	8	7	7	6	9	4	7	3	55	▼	69
Domestic and Family - Level 1	2024	4	7	4	-	2	1	7	1	8	-	-	-	34	-19%	34
	2023	14	5	6	4	3	4	3	-	3	-	-	-	42	▼	42
Domestic and Family - Level 2	2024	16	11	-	14	7	18	10	6	8	-	-	-	90	-5%	90
	2023	4	9	10	12	14	18	6	10	12	13	5	1	95	▼	114
Felonies and Related Matters	2024	120	86	113	61	109	93	106	124	145	-	-	-	957	-1%	957
	2023	160	93	100	77	136	161	42	105	95	90	112	83	969	▼	1,254
General Civil - Level 1	2024	2	-	1	1	-	2	1	1	1	-	-	-	9	-40%	9
	2023	2	1	1	5	1	1	1	-	3	-	2	-	15	▼	17
General Civil - Level 2	2024	3	3	7	1	19	21	10	19	14	-	-	-	97	-18%	97
	2023	10	15	19	11	9	10	18	19	8	7	8	6	119	▼	140
General Civil - Level 3	2024	2	1	5	7	-	2	-	1	4	-	-	-	22	-33%	22
	2023	5	5	6	5	3	2	4	2	1	4	1	2	33	▼	40
Miscellaneous Civil	2024	53	60	40	45	44	50	48	46	44	-	-	-	430	-2%	430
	2023	56	49	52	55	42	54	35	48	49	34	51	27	440	▼	552
Misdemeanor	2024	67	43	100	32	77	88	74	50	86	-	-	-	617	47%	617
	2023	70	29	50	24	70	76	23	40	39	57	108	53	421	▲	639
Other	2024	25	43	40	24	32	22	36	34	25	-	-	-	281	18%	281
	2023	29	9	42	18	34	21	30	37	18	28	25	17	238	▲	308
Other Criminally Related Matters	2024	11	6	2	13	10	8	11	17	5	-	-	-	83	34%	83
	2023	7	8	6	3	10	8	6	7	7	8	4	9	62	▲	83
Probates/Wills & Trusts - Level 1	2024	-	-	-	-	-	-	-	-	-	-	-	-	0	-100%	0
	2023	-	-	-	-	-	1	-	-	-	-	-	-	1	▼	1
Probates/Wills & Trusts - Level 2	2024	1	-	1	-	1	-	1	2	2	-	-	-	8	-33%	8
	2023	2	1	3	1	1	1	1	1	1	-	-	-	12	▼	12
Protective Orders	2024	-	-	-	-	-	2	-	-	-	-	-	-	2	2	2
	2023	-	-	-	-	-	-	-	-	-	-	-	-	0	↔	0
Uncontested Divorce	2024	12	15	11	9	14	13	8	13	7	-	-	-	102	-13%	102
	2023	10	10	16	11	14	16	13	12	15	9	10	7	117	▼	143

This report reflects data in the case management system. Numbers will update accordingly as reports are refreshed and posted.

Dashboard		Monthly Filings Summary		Jan --- Sep Filings					
<p>Court: Albemarle Circuit Start/End Date: Jan-23 / Sep-24 2023 Average Month: 330 Jan-Sep 2023: 2,994 Filings Trending: ▼</p>	<p>Circuit/Court ID: 16 216003 Type of Case: Filings 2024 Average Month: 300 Jan-Sep 2024 : 2,703 Overall AVG. Month: 317</p>	<p style="text-align: center; font-weight: bold; font-size: 1.2em;">Jan 23 - Sep 24</p>		<table border="1" style="margin: auto;"> <tr> <td style="text-align: center; width: 50px;">2,703</td> <td style="text-align: center; width: 50px;">2,994</td> </tr> <tr> <td style="text-align: center; width: 50px;">2024</td> <td style="text-align: center; width: 50px;">2023</td> </tr> </table>		2,703	2,994	2024	2023
2,703	2,994								
2024	2023								

Filings by Division																
Divisions		Jan	Feb	Mar	Apr	May	Jun	Jul	Aug	Sep	Oct	Nov	Dec	Thru Sep	% Change	Total
Total	2024	339	303	323	330	304	270	290	268	276	-	-	-	2,703	-10%	2,703
	2023	381	371	371	308	347	305	300	303	308	310	305	350	2,994	▼	3,959
Civil	2024	63	50	66	50	65	35	53	52	53	-	-	-	487	0%	487
	2023	48	60	49	55	65	51	60	49	49	65	63	44	486	▲	658
Criminal	2024	27	52	35	32	35	52	33	42	29	-	-	-	337	-31%	337
	2023	37	89	63	52	43	45	45	53	60	48	43	65	487	▼	643
Concealed Handgun Permits	2024	105	86	104	93	66	76	100	80	95	-	-	-	805	-10%	805
	2023	129	105	135	88	94	82	78	88	91	78	89	83	890	▼	1,140
Miscellaneous/ Other	2024	143	114	118	151	136	106	100	93	98	-	-	-	1,059	-5%	1,059
	2023	167	116	122	110	140	124	116	111	108	118	110	155	1,114	▼	1,497
Others	2024	1	1	-	4	2	1	4	1	1	-	-	-	15	-12%	15
	2023	-	1	2	3	5	3	1	2	-	1	-	3	17	▼	21

Filings by Case Category																
Case Categories		Jan	Feb	Mar	Apr	May	Jun	Jul	Aug	Sep	Oct	Nov	Dec	Thru Sep	% Change	Total
Administrative Law	2024	-	1	-	-	-	-	-	2	1	-	-	-	4	-50%	4
	2023	-	-	1	4	-	-	-	2	1	-	-	-	8	▼	8
Capital Murder	2024	-	-	-	-	1	-	-	-	-	-	-	-	1	-83%	1
	2023	-	-	-	-	6	-	-	-	-	-	-	-	6	▼	6
Contested Divorce	2024	6	7	6	7	8	3	9	5	5	-	-	-	56	-7%	56
	2023	6	5	12	7	7	7	3	6	7	5	3	3	60	▼	71
Domestic and Family - Level 1	2024	4	-	7	1	11	5	7	1	-	-	-	-	36	-33%	36
	2023	10	10	3	3	7	1	15	-	5	14	6	4	54	▼	78
Domestic and Family - Level 2	2024	6	6	5	5	8	6	2	2	9	-	-	-	49	88%	49
	2023	2	1	1	2	5	4	4	5	2	6	2	8	26	▲	42
Felonies and Related Matters	2024	21	39	22	18	27	44	22	30	23	-	-	-	246	-36%	246
	2023	32	75	49	41	29	32	33	49	47	35	36	63	387	▼	521
General Civil - Level 1	2024	1	1	1	-	7	2	1	-	1	-	-	-	14	40%	14
	2023	1	1	1	2	2	1	-	-	2	2	4	2	10	▲	18
General Civil - Level 2	2024	21	13	19	11	9	9	13	23	8	-	-	-	126	16%	126
	2023	12	10	6	14	16	12	10	14	15	21	11	6	109	▲	147
General Civil - Level 3	2024	7	7	6	7	2	1	7	3	15	-	-	-	55	45%	55
	2023	5	7	4	3	1	6	4	5	3	7	18	6	38	▲	69
Miscellaneous Civil	2024	136	125	141	150	108	110	148	128	140	-	-	-	1,186	-5%	1,186
	2023	166	136	180	124	139	128	119	121	130	121	125	121	1,243	▼	1,610
Misdemeanor	2024	5	11	9	12	7	8	11	9	5	-	-	-	77	-3%	77
	2023	5	11	13	7	5	10	12	3	13	9	5	2	79	▼	95
Other	2024	109	71	74	95	95	71	50	44	49	-	-	-	658	-14%	658
	2023	125	81	79	75	100	82	75	82	63	71	71	115	762	▼	1,019
Other Criminally Related Matters	2024	2	2	4	3	1	1	-	3	2	-	-	-	18	20%	18
	2023	-	3	1	4	3	3	-	1	-	4	3	-	15	▲	22
Probates/Wills & Trusts - Level 1	2024	-	-	-	-	-	-	-	-	1	-	-	-	1	-80%	1
	2023	-	1	-	-	-	3	-	1	-	-	1	-	5	▼	6
Probates/Wills & Trusts - Level 2	2024	3	2	7	6	3	3	5	1	3	-	-	-	33	3%	33
	2023	6	3	2	-	9	3	3	3	3	3	4	5	32	▲	44
Protective Orders	2024	2	-	-	-	-	-	-	-	-	-	-	-	2	-33%	2
	2023	-	1	-	-	1	-	1	-	-	-	-	-	3	▼	3
Uncontested Divorce	2024	16	18	22	15	17	7	15	17	14	-	-	-	141	-10%	141
	2023	11	26	19	22	17	13	19	12	18	12	16	15	157	▼	200

This report reflects data in the case management system. Numbers will update accordingly as reports are refreshed and posted.

CPSS-CCMS-10.01 CASELOAD STATISTICS OF THE CIRCUIT COURTS

Culpeper

January 2023 -- September 2024 Filings

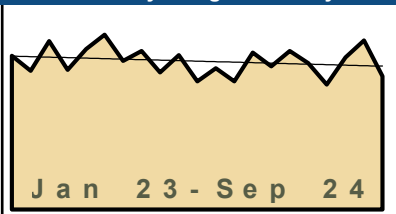
Alexandria and Fairfax Circuit are not Included in State Totals

Dashboard

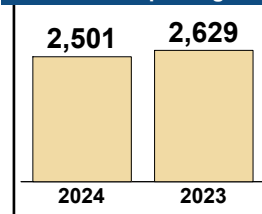
Court: Culpeper Circuit
Start/End Date: Jan-23 / Sep-24
2023 Average Month: 286
Jan-Sep 2023: 2,629
Filings Trending: ▼

Circuit/Court ID: 16 216047
Type of Case: Filings
2024 Average Month: 278
Jan-Sep 2024 : 2,501
Overall AVG. Month: 283

Monthly Filings Summary



Jan --- Sep Filings



Filings by Division

Divisions		Jan	Feb	Mar	Apr	May	Jun	Jul	Aug	Sep	Oct	Nov	Dec	Thru Sep	% Change	Total
Total	2024	244	299	273	302	279	238	290	322	254	-	-	-	2,501	-5%	2,501
	2023	293	264	321	266	306	333	283	302	261	294	244	269	2,629	▼	3,436
Civil	2024	34	47	41	60	46	35	36	54	30	-	-	-	383	-7%	383
	2023	41	52	51	39	52	49	45	38	47	34	25	39	414	▼	512
Criminal	2024	84	121	106	129	107	122	134	163	116	-	-	-	1,082	-10%	1,082
	2023	124	97	137	131	140	157	142	163	114	133	122	132	1,205	▼	1,592
Concealed Handgun Permits	2024	102	99	110	88	78	63	92	78	79	-	-	-	789	1%	789
	2023	105	94	110	72	90	89	77	73	75	96	76	83	785	▲	1,040
Miscellaneous/ Other	2024	24	32	16	25	47	18	28	24	28	-	-	-	242	8%	242
	2023	23	21	23	24	24	38	19	28	25	31	21	15	225	▲	292
Others	2024	-	-	-	-	1	-	-	3	1	-	-	-	5	5	5
	2023	-	-	-	-	-	-	-	-	-	-	-	-	0	↔	0

Filings by Case Category

Case Categories		Jan	Feb	Mar	Apr	May	Jun	Jul	Aug	Sep	Oct	Nov	Dec	Thru Sep	% Change	Total
Administrative Law	2024	-	-	1	-	-	-	-	-	-	-	-	-	1	-50%	1
	2023	-	-	-	-	-	-	-	-	2	-	-	-	2	▼	2
Capital Murder	2024	-	-	-	-	-	-	-	-	-	-	-	-	0	-100%	0
	2023	-	-	-	-	-	-	-	-	5	-	-	-	5	▼	5
Contested Divorce	2024	6	8	14	6	7	3	7	11	4	-	-	-	66	5%	66
	2023	9	9	13	7	7	4	4	3	7	6	3	7	63	▲	79
Domestic and Family - Level 1	2024	4	6	2	14	5	3	1	4	2	-	-	-	41	-50%	41
	2023	-	14	4	6	1	20	21	9	7	-	6	17	82	▼	105
Domestic and Family - Level 2	2024	1	6	1	2	6	2	3	3	1	-	-	-	25	-7%	25
	2023	3	1	3	3	5	4	1	4	3	6	2	-	27	▼	35
Felonies and Related Matters	2024	64	84	77	90	80	94	102	129	76	-	-	-	796	-7%	796
	2023	87	70	93	102	95	114	90	124	80	94	76	99	855	▼	1,124
General Civil - Level 1	2024	1	-	-	-	1	-	-	-	-	-	-	-	2	-60%	2
	2023	-	-	-	1	3	-	-	1	-	-	-	-	5	▼	5
General Civil - Level 2	2024	3	8	5	11	7	9	6	15	9	-	-	-	73	59%	73
	2023	3	6	4	5	6	6	3	4	9	5	5	3	46	▲	59
General Civil - Level 3	2024	5	1	-	3	3	2	2	4	2	-	-	-	22	29%	22
	2023	2	2	3	1	4	1	-	3	1	1	1	1	17	▲	20
Miscellaneous Civil	2024	124	129	121	111	119	75	116	99	105	-	-	-	999	0%	999
	2023	127	113	132	95	113	122	94	101	98	126	97	97	995	▲	1,315
Misdemeanor	2024	21	35	25	38	27	27	32	30	37	-	-	-	272	-15%	272
	2023	33	26	43	26	43	42	46	35	27	35	43	33	321	▼	432
Other	2024	1	3	4	-	7	3	2	6	4	-	-	-	30	100%	30
	2023	4	-	-	2	2	4	-	-	3	-	1	2	15	▲	18
Other Criminally Related Matters	2024	-	2	4	1	-	1	-	5	3	-	-	-	16	-33%	16
	2023	4	1	1	3	2	1	6	4	2	4	3	-	24	▼	31
Probates/Wills & Trusts - Level 1	2024	1	2	-	-	-	1	-	-	-	-	-	-	4	300%	4
	2023	-	-	1	-	-	-	-	-	-	-	-	-	1	▲	1
Probates/Wills & Trusts - Level 2	2024	-	2	-	2	4	1	2	1	2	-	-	-	14	8%	14
	2023	1	1	6	1	-	-	1	2	1	-	1	1	13	▲	15
Uncontested Divorce	2024	13	13	19	24	13	17	17	15	9	-	-	-	140	-11%	140
	2023	20	21	18	14	25	15	17	12	16	17	6	9	158	▼	190

This report reflects data in the case management system. Numbers will update accordingly as reports are refreshed and posted.

Dashboard		Monthly Filings Summary		Jan --- Sep Filings					
<p>Court: Fluvanna Circuit Start/End Date: Jan-23 / Sep-24 2023 Average Month: 131 Jan-Sep 2023: 1,151 Filings Trending: ▲</p>	<p>Circuit/Court ID: 16 216065 Type of Case: Filings 2024 Average Month: 140 Jan-Sep 2024 : 1,264 Overall AVG. Month: 135</p>			<table border="1" style="margin: auto;"> <tr> <td style="text-align: center; width: 50px;">1,264</td> <td style="text-align: center; width: 50px;">1,151</td> </tr> <tr> <td style="text-align: center;">2024</td> <td style="text-align: center;">2023</td> </tr> </table>		1,264	1,151	2024	2023
1,264	1,151								
2024	2023								

Filings by Division																
Divisions		Jan	Feb	Mar	Apr	May	Jun	Jul	Aug	Sep	Oct	Nov	Dec	Thru Sep	% Change	Total
Total	2024	160	158	116	138	132	149	114	176	121	-	-	-	1,264	10%	1,264
	2023	139	130	124	103	169	105	100	141	140	127	115	183	1,151	▲	1,576
Civil	2024	14	19	14	9	11	20	23	24	21	-	-	-	155	25%	155
	2023	11	13	21	14	16	11	7	15	16	9	17	13	124	▲	163
Criminal	2024	30	48	15	54	29	49	12	56	19	-	-	-	312	11%	312
	2023	27	23	18	18	53	32	24	58	29	47	30	27	282	▲	386
Concealed Handgun Permits	2024	82	59	68	44	58	48	51	70	55	-	-	-	535	12%	535
	2023	70	60	64	43	67	38	52	35	49	39	49	38	478	▲	604
Miscellaneous/ Other	2024	33	32	19	31	33	32	28	26	26	-	-	-	260	-1%	260
	2023	31	34	21	26	32	24	17	33	45	32	19	105	263	▼	419
Others	2024	1	-	-	-	1	-	-	-	-	-	-	-	2	-50%	2
	2023	-	-	-	2	1	-	-	-	1	-	-	-	4	▼	4

Filings by Case Category																
Case Categories		Jan	Feb	Mar	Apr	May	Jun	Jul	Aug	Sep	Oct	Nov	Dec	Thru Sep	% Change	Total
Administrative Law	2024	-	-	1	-	-	-	-	-	1	-	-	-	2	2	2
	2023	-	-	-	-	-	-	-	-	-	-	-	-	-	0	↔
Contested Divorce	2024	1	1	3	2	-	5	3	6	2	-	-	-	23	10%	23
	2023	3	4	2	2	3	1	1	2	3	1	1	-	21	▲	23
Domestic and Family - Level 1	2024	5	-	1	-	2	4	14	12	3	-	-	-	41	105%	41
	2023	-	3	10	4	-	-	-	1	-	2	-	6	20	▲	26
Domestic and Family - Level 2	2024	1	4	3	2	-	1	1	3	2	-	-	-	17	6%	17
	2023	4	1	-	2	1	-	-	2	3	3	1	3	1	16	▲
Felonies and Related Matters	2024	12	37	8	43	25	42	4	35	5	-	-	-	211	4%	211
	2023	12	18	12	16	37	22	15	47	23	31	24	21	202	▲	278
General Civil - Level 2	2024	2	2	1	1	3	3	3	-	2	-	-	-	17	6%	17
	2023	2	3	-	2	1	1	-	5	2	1	2	4	16	▲	23
General Civil - Level 3	2024	1	4	-	2	2	1	1	1	2	-	-	-	14	8%	14
	2023	1	1	-	-	4	1	1	1	4	1	1	2	13	▲	17
Miscellaneous Civil	2024	94	73	77	63	75	61	67	82	72	-	-	-	664	13%	664
	2023	75	72	74	54	91	46	58	47	73	60	57	104	590	▲	811
Misdemeanor	2024	15	4	6	10	4	7	6	20	10	-	-	-	82	28%	82
	2023	11	5	6	2	9	10	6	11	4	5	4	6	64	▲	79
Other	2024	22	17	10	12	17	15	12	12	9	-	-	-	126	-17%	126
	2023	25	20	11	17	9	17	10	21	21	11	10	38	151	▼	210
Other Criminally Related Matters	2024	3	7	1	1	-	-	2	1	4	-	-	-	19	12%	19
	2023	4	-	-	-	7	-	-	3	1	2	11	2	17	▲	30
Probates/Wills & Trusts - Level 1	2024	-	-	-	-	1	-	-	-	-	-	-	-	1	0%	1
	2023	-	-	-	-	-	-	-	1	-	-	-	-	1	↔	1
Probates/Wills & Trusts - Level 2	2024	-	2	2	-	-	1	1	1	1	-	-	-	8	8	8
	2023	-	-	-	-	-	-	-	-	-	1	-	-	0	↔	1
Uncontested Divorce	2024	4	7	3	2	3	9	-	3	8	-	-	-	39	-3%	39
	2023	2	3	9	4	7	7	2	3	3	4	5	7	40	▼	56

CPSS-CCMS-10.01 CASELOAD STATISTICS OF THE CIRCUIT COURTS

Goochland

January 2023 -- September 2024 Filings

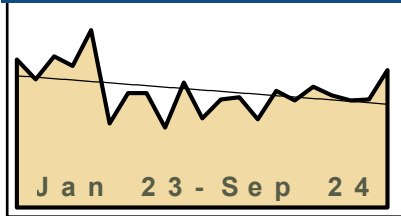
Alexandria and Fairfax Circuit are not Included in State Totals

Dashboard

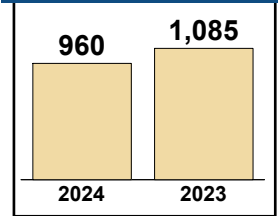
Court: Goochland Circuit
Start/End Date: Jan-23 / Sep-24
2023 Average Month: 116
Jan-Sep 2023: 1,085
Filings Trending: ▼

Circuit/Court ID: 16 216075
Type of Case: Filings
2024 Average Month: 107
Jan-Sep 2024 : 960
Overall AVG. Month: 112

Monthly Filings Summary



Jan --- Sep Filings



Filings by Division

Divisions	Jan	Feb	Mar	Apr	May	Jun	Jul	Aug	Sep	Oct	Nov	Dec	Thru Sep	% Change	Total
Total	105	84	111	102	115	107	102	103	131	-	-	-	960	-12%	960
2023	141	122	144	135	169	80	109	109	76	119	85	103	1,085	▼	1,392
Civil	8	7	15	14	14	10	8	10	13	-	-	-	99	-34%	99
2023	28	15	25	16	14	9	13	14	16	14	12	12	150	▼	188
Criminal	13	20	36	23	20	20	17	23	19	-	-	-	191	-27%	191
2023	10	24	30	37	74	17	35	28	7	32	17	26	262	▼	337
Concealed Handgun Permits	68	47	50	51	60	44	57	53	74	-	-	-	504	-10%	504
2023	90	66	76	62	75	44	47	55	43	62	49	58	558	▼	727
Miscellaneous/Other	16	10	10	14	21	33	20	17	25	-	-	-	166	44%	166
2023	13	17	13	20	6	10	14	12	10	11	7	7	115	▲	140

Filings by Case Category

Case Categories	Jan	Feb	Mar	Apr	May	Jun	Jul	Aug	Sep	Oct	Nov	Dec	Thru Sep	% Change	Total
Administrative Law	-	-	-	1	-	-	-	-	-	-	-	-	1	-67%	1
2023	-	-	-	-	-	-	1	2	-	-	-	-	3	▼	3
Capital Murder	-	3	-	-	-	-	-	-	-	-	-	-	3	200%	3
2023	-	-	-	1	-	-	-	-	-	-	-	-	1	▲	1
Contested Divorce	-	2	3	4	-	1	1	-	3	-	-	-	14	-22%	14
2023	3	2	4	1	-	2	-	2	4	2	-	-	18	▼	20
Domestic and Family - Level 1	-	-	-	-	-	-	-	1	-	-	-	-	1	-83%	1
2023	2	-	-	-	1	1	-	2	-	4	3	-	6	▼	13
Domestic and Family - Level 2	-	-	1	1	1	-	1	-	-	-	-	-	4	33%	4
2023	-	1	1	-	1	-	-	-	-	1	-	1	3	▲	5
Felonies and Related Matters	8	11	28	11	7	12	11	12	12	-	-	-	112	-23%	112
2023	5	14	12	29	58	10	7	8	3	17	8	12	146	▼	183
General Civil - Level 1	-	-	2	-	1	-	1	-	1	-	-	-	5	150%	5
2023	1	-	1	-	-	-	-	-	-	-	-	-	2	▲	2
General Civil - Level 2	4	2	4	5	7	5	5	5	2	-	-	-	39	-47%	39
2023	18	8	8	9	10	6	3	6	5	1	4	4	73	▼	82
General Civil - Level 3	1	2	3	-	1	-	1	2	1	-	-	-	11	-45%	11
2023	2	1	7	4	-	1	-	3	2	4	5	2	20	▼	31
Miscellaneous Civil	81	57	59	63	79	64	76	63	97	-	-	-	639	-2%	639
2023	101	81	89	76	81	51	60	63	49	70	53	65	651	▼	839
Misdemeanor	5	5	7	7	10	7	4	9	6	-	-	-	60	-31%	60
2023	3	8	16	4	10	4	22	16	4	11	8	12	87	▼	118
Other	-	-	-	1	3	9	-	4	2	-	-	-	19	46%	19
2023	2	1	-	5	-	2	2	-	1	1	1	1	13	▲	16
Other Criminally Related Matters	1	1	1	5	3	1	2	3	1	-	-	-	18	-38%	18
2023	2	3	2	3	6	3	6	4	-	4	1	2	29	▼	36
Probates/Wills & Trusts - Level 2	2	-	-	-	1	2	-	-	-	-	-	-	5	400%	5
2023	-	-	-	1	-	-	-	-	-	-	-	1	1	▲	2
Uncontested Divorce	3	1	3	4	2	6	-	4	6	-	-	-	29	-9%	29
2023	2	3	4	2	2	-	8	3	8	4	2	3	32	▼	41

This report reflects data in the case management system. Numbers will update accordingly as reports are refreshed and posted.

CPSS-CCMS-10.01 CASELOAD STATISTICS OF THE CIRCUIT COURTS

Greene

January 2023 -- September 2024 Filings


Alexandria and Fairfax Circuit are not Included in State Totals

Dashboard		Monthly Filings Summary		Jan --- Sep Filings							
<p>Court: Greene Circuit Start/End Date: Jan-23 / Sep-24 2023 Average Month: 127 Jan-Sep 2023: 1,133 Filings Trending: ↔</p>	<p>Circuit/Court ID: 16 216079 Type of Case: Filings 2024 Average Month: 123 Jan-Sep 2024 : 1,106 Overall AVG. Month: 125</p>	<p style="text-align: center; font-weight: bold; color: #004a87;">Jan 23 - Sep 24</p>		<table style="width: 100%; border: none;"> <tr> <td style="width: 50%; text-align: center; font-weight: bold; color: #004a87;">1,106</td> <td style="width: 50%; text-align: center; font-weight: bold; color: #004a87;">1,133</td> </tr> <tr> <td style="width: 50%; text-align: center; border: 1px solid #ccc;"> </td> <td style="width: 50%; text-align: center; border: 1px solid #ccc;"> </td> </tr> <tr> <td style="width: 50%; text-align: center; font-weight: bold;">2024</td> <td style="width: 50%; text-align: center; font-weight: bold;">2023</td> </tr> </table>		1,106	1,133			2024	2023
1,106	1,133										
2024	2023										

Filings by Division																
Divisions		Jan	Feb	Mar	Apr	May	Jun	Jul	Aug	Sep	Oct	Nov	Dec	Thru Sep	% Change	Total
Total	2024	75	157	134	127	132	108	113	163	97	-	-	-	1,106	-2%	1,106
	2023	112	136	149	139	107	110	106	158	116	132	92	162	1,133	▼	1,519
Civil	2024	9	5	14	8	11	6	15	10	5	-	-	-	83	-36%	83
	2023	7	8	13	28	23	10	10	11	20	8	10	6	130	▼	154
Criminal	2024	10	60	43	33	35	42	35	97	39	-	-	-	394	7%	394
	2023	31	51	43	51	16	52	25	67	33	39	15	46	369	▲	469
Concealed Handgun Permits	2024	43	73	51	55	62	34	39	34	33	-	-	-	424	-2%	424
	2023	54	56	65	40	42	26	50	55	44	54	46	31	432	▼	563
Miscellaneous/ Other	2024	13	19	26	29	24	26	23	22	20	-	-	-	202	0%	202
	2023	20	21	28	20	26	22	21	25	19	30	21	79	202	↔	332
Others	2024	-	-	-	2	-	-	1	-	-	-	-	-	3	3	3
	2023	-	-	-	-	-	-	-	-	-	1	-	-	0	↔	1

Filings by Case Category																
Case Categories		Jan	Feb	Mar	Apr	May	Jun	Jul	Aug	Sep	Oct	Nov	Dec	Thru Sep	% Change	Total
Administrative Law	2024	-	-	-	-	-	-	1	-	-	-	-	-	1	-67%	1
	2023	1	-	-	1	-	1	-	-	-	-	1	-	3	▼	4
Contested Divorce	2024	1	1	2	3	2	3	1	1	-	-	-	-	14	-7%	14
	2023	-	-	6	1	2	-	3	-	3	1	1	3	15	▼	20
Domestic and Family - Level 1	2024	-	-	4	1	-	-	4	-	1	-	-	-	10	-76%	10
	2023	-	-	1	14	9	3	-	4	11	1	2	-	42	▼	45
Domestic and Family - Level 2	2024	-	-	-	1	1	-	1	2	-	-	-	-	5	-17%	5
	2023	1	-	1	-	1	1	-	2	-	-	2	-	6	▼	8
Felonies and Related Matters	2024	4	42	30	18	24	32	15	28	31	-	-	-	224	-8%	224
	2023	23	31	32	41	13	29	18	32	24	22	10	39	243	▼	314
General Civil - Level 1	2024	-	1	-	-	-	-	-	-	-	-	-	-	1	1	1
	2023	-	-	-	-	-	-	-	-	-	-	-	-	-	0	↔
General Civil - Level 2	2024	2	-	3	1	3	-	4	-	2	-	-	-	15	-21%	15
	2023	1	3	1	3	4	1	2	1	3	1	2	-	19	▼	22
General Civil - Level 3	2024	2	2	1	-	3	-	2	-	1	-	-	-	11	57%	11
	2023	-	-	1	2	1	1	-	-	2	1	-	1	7	▲	9
Miscellaneous Civil	2024	50	78	65	69	71	45	52	45	48	-	-	-	523	-1%	523
	2023	65	67	81	45	55	38	59	63	53	65	52	39	526	▼	682
Misdemeanor	2024	6	15	6	13	11	9	14	68	5	-	-	-	147	37%	147
	2023	5	15	10	7	2	23	5	32	8	13	4	7	107	▲	131
Other	2024	6	13	9	17	15	15	11	11	3	-	-	-	100	-2%	100
	2023	9	10	11	15	13	10	9	17	8	19	14	70	102	▼	205
Other Criminally Related Matters	2024	-	3	7	2	-	1	6	1	3	-	-	-	23	21%	23
	2023	3	5	1	3	1	-	2	3	1	4	1	-	19	▲	24
Probates/Wills & Trusts - Level 1	2024	-	-	-	-	1	-	-	-	-	-	-	-	1	1	1
	2023	-	-	-	-	-	-	-	-	-	-	-	1	0	↔	1
Probates/Wills & Trusts - Level 2	2024	-	-	-	-	-	-	-	-	1	-	-	-	1	-75%	1
	2023	1	1	-	-	1	-	1	-	-	-	-	-	4	▼	4
Protective Orders	2024	-	-	-	-	-	-	-	-	-	-	-	-	0	0	0
	2023	-	-	-	-	-	-	-	-	-	1	-	-	0	↔	1
Uncontested Divorce	2024	4	2	7	2	1	3	2	7	2	-	-	-	30	-25%	30
	2023	3	4	4	7	5	3	7	4	3	4	3	2	40	▼	49

This report reflects data in the case management system. Numbers will update accordingly as reports are refreshed and posted.

Dashboard		Monthly Filings Summary		Jan --- Sep Filings					
<p>Court: Louisa Circuit Start/End Date: Jan-23 / Sep-24 2023 Average Month: 223 Jan-Sep 2023: 2,008 Filings Trending: ↔</p>	<p>Circuit/Court ID: 16 216109 Type of Case: Filings 2024 Average Month: 221 Jan-Sep 2024 : 1,985 Overall AVG. Month: 222</p>	 <p style="text-align: center; font-weight: bold; font-size: 1.2em;">Jan 23 - Sep 24</p>		<table border="1" style="margin: auto; border-collapse: collapse;"> <tr> <td style="text-align: center; width: 50px;">1,985</td> <td style="text-align: center; width: 50px;">2,008</td> </tr> <tr> <td style="text-align: center; width: 50px;">2024</td> <td style="text-align: center; width: 50px;">2023</td> </tr> </table>		1,985	2,008	2024	2023
1,985	2,008								
2024	2023								

Filings by Division																
Divisions		Jan	Feb	Mar	Apr	May	Jun	Jul	Aug	Sep	Oct	Nov	Dec	Thru Sep	% Change	Total
Total	2024	237	190	268	211	227	177	200	259	216	-	-	-	1,985	-1%	1,985
	2023	238	215	335	160	269	175	186	215	215	260	210	198	2,008	▼	2,676
Civil	2024	21	18	26	33	27	21	27	52	25	-	-	-	250	13%	250
	2023	25	24	32	15	20	26	33	29	17	35	29	21	221	▲	306
Criminal	2024	83	55	95	65	103	68	57	57	57	-	-	-	640	-10%	640
	2023	54	54	155	39	135	56	65	70	83	93	67	47	711	▼	918
Concealed Handgun Permits	2024	81	84	110	80	65	60	77	92	105	-	-	-	754	1%	754
	2023	108	104	99	76	80	66	60	77	80	87	78	88	750	▲	1,003
Miscellaneous/ Other	2024	52	33	36	33	32	28	38	58	28	-	-	-	338	4%	338
	2023	51	33	48	30	34	27	28	39	35	45	36	42	325	▲	448
Others	2024	-	-	1	-	-	-	1	-	1	-	-	-	3	200%	3
	2023	-	-	1	-	-	-	-	-	-	-	-	-	1	▲	1

Filings by Case Category																
Case Categories		Jan	Feb	Mar	Apr	May	Jun	Jul	Aug	Sep	Oct	Nov	Dec	Thru Sep	% Change	Total
Administrative Law	2024	-	1	-	-	-	-	-	-	-	-	-	-	1	1	1
	2023	-	-	-	-	-	-	-	-	-	-	-	-	0	↔	0
Capital Murder	2024	1	-	-	-	-	-	-	-	-	-	-	-	1	0%	1
	2023	-	-	-	-	-	-	1	-	-	1	-	-	1	↔	2
Contested Divorce	2024	3	-	2	5	4	7	4	7	4	-	-	-	36	-8%	36
	2023	4	6	4	3	2	3	7	7	3	4	4	-	39	▼	47
Domestic and Family - Level 1	2024	1	-	13	5	2	1	3	17	1	-	-	-	43	153%	43
	2023	1	-	10	2	1	-	2	-	1	12	3	6	17	▲	38
Domestic and Family - Level 2	2024	-	-	1	6	2	1	-	3	-	-	-	-	13	-19%	13
	2023	2	2	3	-	-	3	2	1	3	2	5	-	16	▼	23
Felonies and Related Matters	2024	64	36	54	44	82	45	40	29	41	-	-	-	435	-13%	435
	2023	30	32	115	24	105	43	40	46	65	69	52	30	500	▼	651
General Civil - Level 1	2024	-	-	-	-	-	-	-	-	-	-	-	-	0	-100%	0
	2023	-	-	-	1	-	-	-	-	-	1	-	-	1	▼	2
General Civil - Level 2	2024	4	4	4	10	4	3	4	13	7	-	-	-	53	8%	53
	2023	3	4	-	2	7	11	11	10	1	7	9	5	49	▲	70
General Civil - Level 3	2024	4	2	4	-	1	3	8	3	3	-	-	-	28	47%	28
	2023	1	4	4	2	1	-	2	4	1	1	1	1	19	▲	22
Miscellaneous Civil	2024	97	107	121	96	81	74	96	114	124	-	-	-	910	1%	910
	2023	124	122	123	92	99	72	71	104	98	107	97	104	905	▲	1,213
Misdemeanor	2024	17	16	40	21	21	20	15	25	16	-	-	-	191	-3%	191
	2023	23	19	39	16	28	12	20	23	16	21	13	13	196	▼	243
Other	2024	35	11	25	17	18	14	19	36	11	-	-	-	186	8%	186
	2023	35	13	29	12	18	21	17	11	17	25	17	31	173	▲	246
Other Criminally Related Matters	2024	2	3	1	1	-	3	2	3	1	-	-	-	16	0%	16
	2023	1	3	1	-	2	1	4	2	2	2	3	4	16	↔	25
Probates/Wills & Trusts - Level 1	2024	-	1	-	-	1	1	-	-	-	-	-	-	3	50%	3
	2023	-	-	1	-	-	-	-	-	-	-	-	-	2	▲	2
Probates/Wills & Trusts - Level 2	2024	-	-	-	1	2	-	1	2	2	-	-	-	8	-47%	8
	2023	2	3	1	1	1	-	2	3	2	3	-	-	15	▼	18
Uncontested Divorce	2024	9	9	3	5	9	5	8	7	6	-	-	-	61	3%	61
	2023	12	7	5	5	5	9	6	4	6	5	6	4	59	▲	74

Dashboard		Monthly Filings Summary		Jan --- Sep Filings							
<p>Court: Madison Circuit Start/End Date: Jan-23 / Sep-24 2023 Average Month: 85 Jan-Sep 2023: 734 Filings Trending: ↔</p>	<p>Circuit/Court ID: 16 216113 Type of Case: Filings 2024 Average Month: 80 Jan-Sep 2024 : 722 Overall AVG. Month: 83</p>	<p style="text-align: center; font-weight: bold; font-size: 1.2em;">Jan 23 - Sep 24</p>		<table style="margin: auto;"> <tr> <td style="text-align: center; width: 50px;">722</td> <td style="text-align: center; width: 50px;">734</td> </tr> <tr> <td style="text-align: center; width: 50px;"></td> <td style="text-align: center; width: 50px;"></td> </tr> <tr> <td style="text-align: center; width: 50px;">2024</td> <td style="text-align: center; width: 50px;">2023</td> </tr> </table>		722	734			2024	2023
722	734										
2024	2023										

Filings by Division																
Divisions		Jan	Feb	Mar	Apr	May	Jun	Jul	Aug	Sep	Oct	Nov	Dec	Thru Sep	% Change	Total
Total	2024	66	76	99	83	79	51	67	92	109	-	-	-	722	-2%	722
	2023	88	106	109	64	69	74	61	73	90	67	80	134	734	▼	1,015
Civil	2024	7	4	6	11	9	15	3	7	8	-	-	-	70	11%	70
	2023	4	8	9	8	7	7	10	6	4	5	4	9	63	▲	81
Criminal	2024	8	20	24	15	25	9	13	34	48	-	-	-	196	-3%	196
	2023	24	38	35	12	11	27	5	17	34	19	24	23	203	▼	269
Concealed Handgun Permits	2024	31	34	40	39	31	15	28	33	37	-	-	-	288	-1%	288
	2023	45	38	48	32	34	23	16	26	30	31	41	38	292	▼	402
Miscellaneous/ Other	2024	20	18	29	18	14	12	22	18	16	-	-	-	167	-5%	167
	2023	15	22	17	12	17	17	30	24	22	12	11	64	176	▼	263
Others	2024	-	-	-	-	-	-	1	-	-	-	-	-	1	1	1
	2023	-	-	-	-	-	-	-	-	-	-	-	-	0	↔	0

Filings by Case Category																
Case Categories		Jan	Feb	Mar	Apr	May	Jun	Jul	Aug	Sep	Oct	Nov	Dec	Thru Sep	% Change	Total
Administrative Law	2024	-	-	-	1	1	-	-	1	-	-	-	-	3	50%	3
	2023	-	-	-	1	-	-	-	1	-	-	-	-	2	▲	2
Contested Divorce	2024	-	2	-	2	2	1	1	-	4	-	-	-	12	140%	12
	2023	-	-	-	2	-	2	1	-	-	-	-	-	5	▲	5
Domestic and Family - Level 1	2024	1	1	-	-	-	11	-	1	1	-	-	-	15	88%	15
	2023	-	1	1	2	-	-	-	3	1	-	-	2	3	8	▲
Domestic and Family - Level 2	2024	-	-	1	1	1	-	-	-	1	-	-	-	4	100%	4
	2023	1	1	-	-	-	-	-	-	-	-	-	-	2	▲	2
Felonies and Related Matters	2024	6	11	15	9	13	6	11	21	34	-	-	-	126	-2%	126
	2023	17	27	30	6	8	16	3	9	12	11	13	12	128	▼	164
General Civil - Level 1	2024	-	-	-	1	-	-	-	-	1	-	-	-	2	0%	2
	2023	-	1	-	-	-	-	-	1	-	-	-	1	2	↔	3
General Civil - Level 2	2024	3	1	1	2	-	1	-	-	1	-	-	-	9	-57%	9
	2023	1	2	4	2	6	1	3	-	2	2	-	-	21	▼	23
General Civil - Level 3	2024	-	-	1	3	1	-	-	-	1	-	-	-	6	-40%	6
	2023	1	2	3	-	1	1	1	1	-	1	-	4	10	▼	15
Miscellaneous Civil	2024	35	38	50	47	33	22	36	41	44	-	-	-	346	-4%	346
	2023	47	46	52	42	43	29	30	34	37	38	42	43	360	▼	483
Misdemeanor	2024	2	9	6	6	12	3	2	12	13	-	-	-	65	-6%	65
	2023	7	11	4	6	3	9	2	6	21	7	11	10	69	▼	97
Other	2024	17	14	18	10	12	5	15	11	8	-	-	-	110	5%	110
	2023	12	12	13	2	7	11	17	16	15	5	10	59	105	▲	179
Other Criminally Related Matters	2024	-	-	3	-	-	-	-	1	1	-	-	-	5	-17%	5
	2023	-	-	1	-	-	2	-	2	1	1	-	1	6	▼	8
Probates/Wills & Trusts - Level 1	2024	-	-	-	-	-	-	-	-	1	-	-	-	1	0%	1
	2023	-	-	-	-	-	-	-	1	-	-	1	-	1	↔	2
Probates/Wills & Trusts - Level 2	2024	1	-	3	1	1	1	1	-	-	-	-	-	8	167%	8
	2023	-	-	-	1	1	-	1	-	-	-	-	-	3	▲	3
Uncontested Divorce	2024	1	-	1	-	3	1	1	3	-	-	-	-	10	-17%	10
	2023	2	3	1	-	-	3	1	1	1	1	1	2	12	▼	16

CPSS-CCMS-10.01 CASELOAD STATISTICS OF THE CIRCUIT COURTS

Orange

January 2023 -- September 2024 Filings

Alexandria and Fairfax Circuit are not Included in State Totals

Dashboard	Monthly Filings Summary	Jan --- Sep Filings				
<p>Court: Orange Circuit Start/End Date: Jan-23 / Sep-24 2023 Average Month: 176 Jan-Sep 2023: 1,646 Filings Trending: ↔</p> <p>Circuit/Court ID: 16 216137 Type of Case: Filings 2024 Average Month: 181 Jan-Sep 2024 : 1,628 Overall AVG. Month: 178</p>	<p>Jan 23 - Sep 24</p>	<table style="margin: auto;"> <tr> <td style="text-align: center;">1,628</td> <td style="text-align: center;">1,646</td> </tr> <tr> <td style="text-align: center;">2024</td> <td style="text-align: center;">2023</td> </tr> </table>	1,628	1,646	2024	2023
1,628	1,646					
2024	2023					

Filings by Division																
Divisions		Jan	Feb	Mar	Apr	May	Jun	Jul	Aug	Sep	Oct	Nov	Dec	Thru Sep	% Change	Total
Total	2024	196	178	225	156	211	127	186	149	200	-	-	-	1,628	-1%	1,628
	2023	218	164	221	170	152	167	201	187	166	176	189	98	1,646	▼	2,109
Civil	2024	24	17	21	22	26	24	35	15	22	-	-	-	206	7%	206
	2023	14	17	29	16	18	27	21	20	30	29	27	17	192	▲	265
Criminal	2024	77	50	102	39	101	38	61	58	96	-	-	-	622	7%	622
	2023	82	30	70	49	38	44	109	93	65	47	77	24	580	▲	728
Concealed Handgun Permits	2024	80	99	80	71	69	46	71	58	63	-	-	-	637	-10%	637
	2023	99	106	101	85	75	79	46	59	57	89	71	42	707	▼	909
Miscellaneous/Other	2024	15	12	22	24	15	19	18	18	19	-	-	-	162	-2%	162
	2023	22	11	21	20	21	17	25	15	14	11	14	14	166	▼	205
Others	2024	-	-	-	-	-	-	1	-	-	-	-	-	1	0%	1
	2023	1	-	-	-	-	-	-	-	-	-	-	1	1	↔	2

Filings by Case Category																
Case Categories		Jan	Feb	Mar	Apr	May	Jun	Jul	Aug	Sep	Oct	Nov	Dec	Thru Sep	% Change	Total
Administrative Law	2024	-	-	-	2	-	1	-	-	-	-	-	-	3	200%	3
	2023	-	-	-	-	1	-	-	-	-	-	1	-	1	▲	2
Contested Divorce	2024	6	3	4	1	2	5	6	2	3	-	-	-	32	39%	32
	2023	3	2	2	-	5	2	4	3	2	1	3	2	23	▲	29
Domestic and Family - Level 1	2024	3	4	3	3	7	3	7	3	4	-	-	-	37	6%	37
	2023	3	-	11	1	1	6	2	4	7	9	4	4	35	▲	52
Domestic and Family - Level 2	2024	-	-	-	2	1	1	2	3	1	-	-	-	10	0%	10
	2023	-	2	-	2	2	-	3	-	1	1	2	1	10	↔	14
Felonies and Related Matters	2024	54	24	63	16	78	20	35	35	70	-	-	-	395	2%	395
	2023	62	13	46	33	26	32	68	58	49	31	52	15	387	▲	485
General Civil - Level 1	2024	-	-	-	-	-	-	1	-	-	-	-	-	1	-50%	1
	2023	-	-	-	-	-	1	-	1	-	1	-	-	2	▼	3
General Civil - Level 2	2024	3	5	8	9	6	6	5	2	6	-	-	-	50	4%	50
	2023	6	5	9	5	4	4	5	5	5	5	7	1	48	▲	61
General Civil - Level 3	2024	3	-	4	-	8	3	6	1	8	-	-	-	33	-6%	33
	2023	2	6	2	3	5	8	3	3	3	3	3	4	35	▼	45
Miscellaneous Civil	2024	94	111	99	94	79	64	89	75	76	-	-	-	781	-8%	781
	2023	118	113	121	103	91	92	68	73	71	98	85	54	850	▼	1,087
Misdemeanor	2024	21	25	37	21	21	14	26	21	23	-	-	-	209	19%	209
	2023	17	16	24	16	12	9	39	27	16	16	24	9	176	▲	225
Other	2024	1	-	3	1	1	1	2	-	2	-	-	-	11	267%	11
	2023	1	-	1	-	-	-	-	-	1	-	-	1	3	▲	4
Other Criminally Related Matters	2024	2	1	2	2	2	4	-	3	3	-	-	-	19	6%	19
	2023	3	1	-	-	-	3	2	8	1	-	1	-	18	▲	19
Probates/Wills & Trusts - Level 1	2024	-	-	-	-	-	-	3	-	-	-	-	-	3	3	3
	2023	-	-	-	-	-	-	-	-	-	1	-	-	0	↔	1
Probates/Wills & Trusts - Level 2	2024	-	-	-	-	-	1	-	-	-	-	-	-	1	-92%	1
	2023	-	2	2	2	1	1	2	-	3	-	2	1	13	▼	16
Uncontested Divorce	2024	9	5	2	5	6	4	4	4	4	-	-	-	43	-4%	43
	2023	3	4	3	5	4	9	5	5	7	10	5	6	45	▼	66

This report reflects data in the case management system. Numbers will update accordingly as reports are refreshed and posted.

Dashboard	Monthly Filings Summary	Jan --- Sep Filings				
<p>Court: Charlottesville Circuit Start/End Date: Jan-23 / Sep-24 2023 Average Month: 101 Jan-Sep 2023: 905 Filings Trending: ▲</p> <p>Circuit/Court ID: 16 216540 Type of Case: Filings 2024 Average Month: 107 Jan-Sep 2024 : 961 Overall AVG. Month: 103</p>	<p>Jan 23 - Sep 24</p>	<table border="1" style="margin: auto;"> <tr> <td style="text-align: center; width: 50px;">961</td> <td style="text-align: center; width: 50px;">905</td> </tr> <tr> <td style="text-align: center;">2024</td> <td style="text-align: center;">2023</td> </tr> </table>	961	905	2024	2023
961	905					
2024	2023					

Filings by Division																
Divisions		Jan	Feb	Mar	Apr	May	Jun	Jul	Aug	Sep	Oct	Nov	Dec	Thru Sep	% Change	Total
Total	2024	104	80	96	94	104	113	169	107	94	-	-	-	961	6%	961
	2023	94	108	110	89	117	109	80	117	81	109	92	106	905	▲	1,212
Civil	2024	24	18	27	23	24	22	20	27	26	-	-	-	211	12%	211
	2023	17	26	25	23	28	18	20	16	15	25	13	14	188	▲	240
Criminal	2024	39	32	42	42	29	41	63	34	37	-	-	-	359	-6%	359
	2023	37	48	40	30	51	50	32	53	39	50	30	35	380	▼	495
Concealed Handgun Permits	2024	13	17	12	14	21	25	23	15	14	-	-	-	154	25%	154
	2023	19	15	19	15	11	6	9	16	13	15	14	19	123	▲	171
Miscellaneous/ Other	2024	28	13	15	15	30	25	63	30	17	-	-	-	236	10%	236
	2023	21	19	26	21	27	35	19	32	14	19	35	38	214	▲	306
Others	2024	-	-	-	-	-	-	-	1	-	-	-	-	1	1	1
	2023	-	-	-	-	-	-	-	-	-	-	-	-	0	↔	0

Filings by Case Category																
Case Categories		Jan	Feb	Mar	Apr	May	Jun	Jul	Aug	Sep	Oct	Nov	Dec	Thru Sep	% Change	Total
Administrative Law	2024	-	1	-	-	-	-	-	-	-	-	-	-	1	-50%	1
	2023	-	1	1	-	-	-	-	-	-	-	1	-	2	▼	3
Contested Divorce	2024	3	3	4	1	2	1	4	3	2	-	-	-	23	0%	23
	2023	3	4	1	2	2	2	4	4	1	4	2	1	23	↔	30
Domestic and Family - Level 1	2024	-	-	3	4	1	1	3	1	2	-	-	-	15	88%	15
	2023	2	-	1	2	1	-	2	-	-	5	-	1	8	▲	14
Domestic and Family - Level 2	2024	2	2	5	2	3	1	1	1	-	-	-	-	17	21%	17
	2023	-	-	3	6	-	1	1	1	2	3	-	-	14	▲	17
Felonies and Related Matters	2024	27	22	25	29	22	31	41	25	29	-	-	-	251	-15%	251
	2023	29	36	30	21	40	44	25	35	34	38	21	29	294	▼	382
General Civil - Level 1	2024	3	2	-	-	2	2	-	1	1	-	-	-	11	10%	11
	2023	1	2	-	1	2	1	1	2	-	-	-	2	10	▲	12
General Civil - Level 2	2024	10	6	5	9	8	5	5	9	10	-	-	-	67	16%	67
	2023	7	8	7	3	7	8	5	8	5	3	5	2	58	▲	68
General Civil - Level 3	2024	2	1	2	2	2	1	6	3	4	-	-	-	23	-15%	23
	2023	2	7	6	1	3	4	2	1	1	3	3	5	27	▼	38
Miscellaneous Civil	2024	39	29	27	29	48	47	84	44	28	-	-	-	375	16%	375
	2023	38	31	44	36	38	35	28	45	27	34	48	50	322	▲	454
Misdemeanor	2024	8	6	16	13	5	6	18	6	4	-	-	-	82	41%	82
	2023	7	12	6	5	7	5	5	7	4	8	7	6	58	▲	79
Other	2024	-	-	2	-	3	-	-	1	-	-	-	-	6	200%	6
	2023	-	-	-	-	-	1	-	1	-	-	1	-	2	▲	3
Other Criminally Related Matters	2024	4	4	1	-	2	4	4	3	5	-	-	-	27	-10%	27
	2023	1	2	4	4	4	1	2	11	1	4	2	2	30	▼	38
Probates/Wills & Trusts - Level 1	2024	-	-	-	-	-	-	-	-	-	-	-	-	0	-100%	0
	2023	-	-	-	-	1	-	-	-	-	-	-	-	1	▼	1
Probates/Wills & Trusts - Level 2	2024	2	-	2	2	1	6	1	3	1	-	-	-	18	200%	18
	2023	-	-	1	1	-	1	1	2	-	2	-	3	6	▲	11
Protective Orders	2024	-	-	-	-	-	-	-	-	-	-	-	-	0	-100%	0
	2023	-	-	-	-	2	-	-	-	-	-	-	-	2	▼	2
Uncontested Divorce	2024	4	4	4	3	5	8	2	7	8	-	-	-	45	-6%	45
	2023	4	5	6	7	10	6	4	-	6	4	3	5	48	▼	60

This report reflects data in the case management system. Numbers will update accordingly as reports are refreshed and posted.

Dashboard		Monthly Filings Summary		Jan --- Sep Filings		
Court: Arlington Circuit	Circuit/Court ID: 17 217013			7,423	7,437	
Start/End Date: Jan-23 / Sep-24	Type of Case: Filings				2024	2023
2023 Average Month: 808	2024 Average Month: 825					
Jan-Sep 2023: 7,437	Jan-Sep 2024 : 7,423					
Filings Trending: ↔	Overall AVG. Month: 815					

Filings by Division																
Divisions		Jan	Feb	Mar	Apr	May	Jun	Jul	Aug	Sep	Oct	Nov	Dec	Thru Sep	% Change	Total
Total	2024	917	881	823	806	909	774	783	772	758	-	-	-	7,423	0%	7,423
	2023	792	824	920	768	1,045	769	743	785	791	837	726	701	7,437	▼	9,701
Civil	2024	153	144	181	170	181	162	162	142	176	-	-	-	1,471	-24%	1,471
	2023	153	197	214	180	403	194	194	218	195	196	154	132	1,948	▼	2,430
Criminal	2024	185	202	229	212	279	184	183	242	213	-	-	-	1,929	4%	1,929
	2023	241	231	224	171	242	181	201	165	203	231	223	216	1,859	▲	2,529
Concealed Handgun Permits	2024	79	98	92	73	82	66	84	82	79	-	-	-	735	-7%	735
	2023	99	95	116	83	95	73	78	93	59	86	79	88	791	▼	1,044
Miscellaneous/ Other	2024	498	433	320	350	366	360	350	297	286	-	-	-	3,260	15%	3,260
	2023	296	300	365	333	302	319	269	307	333	322	269	263	2,824	▲	3,678
Others	2024	2	4	1	1	1	2	4	9	4	-	-	-	28	87%	28
	2023	3	1	1	1	3	2	1	2	1	2	1	2	15	▲	20

Filings by Case Category																
Case Categories		Jan	Feb	Mar	Apr	May	Jun	Jul	Aug	Sep	Oct	Nov	Dec	Thru Sep	% Change	Total
Administrative Law	2024	2	3	3	2	-	2	-	2	2	-	-	-	16	7%	16
	2023	2	2	1	2	1	2	4	-	1	4	-	2	15	▲	21
Capital Murder	2024	1	-	-	-	-	-	-	-	-	-	-	-	1	1	1
	2023	-	-	-	-	-	-	-	-	-	-	-	-	0	↔	0
Contested Divorce	2024	18	23	23	21	11	15	15	13	8	-	-	-	147	-14%	147
	2023	19	21	16	14	22	15	21	19	24	16	9	10	171	▼	206
Domestic and Family - Level 1	2024	7	10	4	4	10	14	12	5	12	-	-	-	78	-19%	78
	2023	16	7	5	20	8	7	13	17	3	11	4	6	96	▼	117
Domestic and Family - Level 2	2024	3	9	8	5	8	3	8	11	6	-	-	-	61	30%	61
	2023	8	1	3	3	6	4	5	11	6	3	5	5	47	▲	60
Felonies and Related Matters	2024	106	110	117	82	162	92	76	86	105	-	-	-	936	-13%	936
	2023	127	149	127	77	125	102	148	93	130	120	120	109	1,078	▼	1,427
General Civil - Level 1	2024	2	1	3	1	-	1	1	3	2	-	-	-	14	-62%	14
	2023	11	3	4	2	5	2	3	5	2	4	4	-	37	▼	45
General Civil - Level 2	2024	72	55	79	76	103	77	86	64	101	-	-	-	713	-36%	713
	2023	52	119	129	88	301	108	97	109	107	106	94	61	1,110	▼	1,371
General Civil - Level 3	2024	15	12	8	10	12	17	32	14	6	-	-	-	126	59%	126
	2023	5	7	6	16	5	11	7	14	8	15	8	16	79	▲	118
Miscellaneous Civil	2024	188	194	220	236	217	210	252	211	234	-	-	-	1,962	-8%	1,962
	2023	241	232	274	223	218	249	198	244	252	254	210	175	2,131	▼	2,770
Misdemeanor	2024	38	30	26	34	45	21	33	37	15	-	-	-	279	20%	279
	2023	28	28	36	18	25	19	27	27	25	37	24	27	233	▲	321
Other	2024	384	339	197	192	227	215	166	176	136	-	-	-	2,032	35%	2,032
	2023	156	161	209	197	187	147	150	161	138	155	138	178	1,506	▲	1,977
Other Criminally Related Matters	2024	40	65	88	98	77	71	74	120	94	-	-	-	727	28%	727
	2023	86	58	67	78	93	61	27	47	49	77	79	81	566	▲	803
Probates/Wills & Trusts - Level 1	2024	2	4	1	3	2	4	1	2	1	-	-	-	20	-9%	20
	2023	1	3	1	1	-	2	6	5	3	-	-	-	22	▼	22
Probates/Wills & Trusts - Level 2	2024	8	7	11	18	11	10	5	10	12	-	-	-	92	-11%	92
	2023	11	12	15	7	11	13	11	9	14	9	8	6	103	▼	126
Uncontested Divorce	2024	31	19	35	24	24	22	22	18	24	-	-	-	219	-10%	219
	2023	29	21	27	22	38	27	26	24	29	26	23	25	243	▼	317

CPSS-CCMS-10.01 CASELOAD STATISTICS OF THE CIRCUIT COURTS

Fauquier

January 2023 -- September 2024 Filings

Alexandria and Fairfax Circuit are not Included in State Totals

Dashboard		Monthly Filings Summary		Jan --- Sep Filings	
Court: Fauquier Circuit	Circuit/Court ID: 20 220061			2,725 2,769	
Start/End Date: Jan-23 / Sep-24	Type of Case: Filings				
2023 Average Month: 316	2024 Average Month: 303			2024 2023	
Jan-Sep 2023: 2,769	Jan-Sep 2024 : 2,725				
Filings Trending: ↔	Overall AVG. Month: 310				

Filings by Division																
Divisions		Jan	Feb	Mar	Apr	May	Jun	Jul	Aug	Sep	Oct	Nov	Dec	Thru Sep	% Change	Total
Total	2024	363	290	311	300	256	311	288	312	294	-	-	-	2,725	-2%	2,725
	2023	315	322	493	250	305	285	226	288	285	263	317	437	2,769	▼	3,786
Civil	2024	69	51	45	55	46	65	42	61	40	-	-	-	474	30%	474
	2023	35	50	37	39	50	40	42	37	35	32	40	34	365	▲	471
Criminal	2024	95	52	116	76	62	110	82	59	76	-	-	-	728	-3%	728
	2023	43	59	224	54	74	74	53	75	98	69	97	46	754	▼	966
Concealed Handgun Permits	2024	134	139	120	124	99	97	109	140	113	-	-	-	1,075	-8%	1,075
	2023	173	167	170	120	129	111	95	107	101	118	133	115	1,173	▼	1,539
Miscellaneous/ Other	2024	65	48	30	45	49	39	55	52	65	-	-	-	448	-5%	448
	2023	63	46	62	37	51	60	35	69	51	44	46	242	474	▼	806
Others	2024	-	-	-	-	-	-	-	-	-	-	-	-	0	-100%	0
	2023	1	-	-	-	1	-	1	-	-	-	1	-	3	▼	4

Filings by Case Category																
Case Categories		Jan	Feb	Mar	Apr	May	Jun	Jul	Aug	Sep	Oct	Nov	Dec	Thru Sep	% Change	Total
Administrative Law	2024	-	-	-	-	-	3	-	-	-	-	-	-	3	200%	3
	2023	-	-	-	-	-	-	-	-	1	-	-	-	1	▲	1
Contested Divorce	2024	5	10	5	5	3	8	6	6	5	-	-	-	53	71%	53
	2023	1	4	3	2	5	2	5	7	2	2	5	5	31	▲	43
Domestic and Family - Level 1	2024	25	13	4	15	1	20	3	13	2	-	-	-	96	123%	96
	2023	6	8	2	8	7	10	1	-	1	3	2	8	43	▲	56
Domestic and Family - Level 2	2024	4	-	-	1	6	2	3	6	1	-	-	-	23	-8%	23
	2023	1	2	3	3	1	4	3	4	4	-	1	3	25	▼	29
Felonies and Related Matters	2024	46	36	73	61	29	52	53	27	52	-	-	-	429	-1%	429
	2023	28	33	117	25	51	54	23	46	55	41	77	33	432	▼	583
General Civil - Level 1	2024	-	1	-	-	-	-	-	-	-	-	-	-	1	-75%	1
	2023	-	1	1	-	-	-	-	2	-	-	-	-	4	▼	4
General Civil - Level 2	2024	15	13	19	18	15	16	12	16	14	-	-	-	138	30%	138
	2023	10	16	14	12	15	4	16	7	12	15	10	10	106	▲	141
General Civil - Level 3	2024	5	2	8	5	6	11	6	10	2	-	-	-	55	15%	55
	2023	1	8	5	2	5	9	3	10	5	3	8	2	48	▲	61
Miscellaneous Civil	2024	161	164	138	150	122	115	128	165	135	-	-	-	1,278	-10%	1,278
	2023	199	190	204	141	162	142	114	144	121	142	156	143	1,417	▼	1,858
Misdemeanor	2024	46	13	35	10	22	39	21	18	19	-	-	-	223	-3%	223
	2023	10	14	96	16	10	14	20	23	28	21	15	5	231	▼	272
Other	2024	38	22	9	19	25	14	33	22	40	-	-	-	222	5%	222
	2023	38	23	23	14	18	24	12	27	32	19	21	212	211	▲	463
Other Criminally Related Matters	2024	3	3	8	5	11	20	8	14	5	-	-	-	77	-16%	77
	2023	5	12	11	13	13	6	10	7	15	8	6	8	92	▼	114
Probates/Wills & Trusts - Level 1	2024	1	1	-	-	1	-	1	1	-	-	-	-	5	25%	5
	2023	1	-	-	-	1	1	-	-	1	-	-	-	4	▲	4
Probates/Wills & Trusts - Level 2	2024	2	1	2	3	3	1	2	2	6	-	-	-	22	-15%	22
	2023	6	-	3	1	4	5	3	1	3	1	6	1	26	▼	34
Protective Orders	2024	-	1	-	-	2	2	1	-	-	-	-	-	6	-45%	6
	2023	1	2	-	1	3	-	2	1	1	1	1	1	11	▼	14
Uncontested Divorce	2024	12	10	10	8	10	8	11	12	13	-	-	-	94	8%	94
	2023	8	9	11	12	10	10	14	9	4	7	9	6	87	▲	109

This report reflects data in the case management system. Numbers will update accordingly as reports are refreshed and posted.

CPSS-CCMS-10.01 CASELOAD STATISTICS OF THE CIRCUIT COURTS

Loudoun

January 2023 -- September 2024 Filings

Alexandria and Fairfax Circuit are not Included in State Totals

Dashboard		Monthly Filings Summary		Jan --- Sep Filings	
Court: Loudoun Circuit	Circuit/Court ID: 20 220107				
Start/End Date: Jan-23 / Sep-24	Type of Case: Filings				
2023 Average Month: 1,029	2024 Average Month: 1,070				
Jan-Sep 2023: 8,791	Jan-Sep 2024 : 9,634				
Filings Trending: ▲	Overall AVG. Month: 1,046				

Filings by Division																
Divisions		Jan	Feb	Mar	Apr	May	Jun	Jul	Aug	Sep	Oct	Nov	Dec	Thru Sep	% Change	Total
Total	2024	1,051	1,167	1,025	1,102	1,073	978	1,111	1,129	998	-	-	-	9,634	10%	9,634
	2023	1,192	922	1,175	955	934	942	832	922	917	1,016	957	1,578	8,791	▲	12,342
Civil	2024	161	224	186	187	193	167	182	188	203	-	-	-	1,691	16%	1,691
	2023	136	151	182	149	191	184	151	155	154	164	145	153	1,453	▲	1,915
Criminal	2024	149	176	112	183	176	139	197	190	148	-	-	-	1,470	31%	1,470
	2023	117	111	122	172	91	127	94	150	134	214	171	164	1,118	▲	1,667
Concealed Handgun Permits	2024	284	315	304	292	256	268	286	297	313	-	-	-	2,615	-3%	2,615
	2023	403	347	393	295	276	267	253	228	244	289	288	269	2,706	▼	3,552
Miscellaneous/ Other	2024	456	447	418	437	446	402	443	454	333	-	-	-	3,836	10%	3,836
	2023	534	307	474	337	370	364	323	386	385	347	353	986	3,480	▲	5,166
Others	2024	1	5	5	3	2	2	3	-	1	-	-	-	22	-35%	22
	2023	2	6	4	2	6	-	11	3	-	2	-	6	34	▼	42

Filings by Case Category																
Case Categories		Jan	Feb	Mar	Apr	May	Jun	Jul	Aug	Sep	Oct	Nov	Dec	Thru Sep	% Change	Total
Administrative Law	2024	1	1	2	2	1	2	1	2	2	-	-	-	14	8%	14
	2023	1	3	2	2	3	-	-	-	2	3	-	-	13	▲	16
Contested Divorce	2024	21	19	24	21	27	17	19	25	23	-	-	-	196	-8%	196
	2023	29	20	34	26	19	30	17	14	25	25	18	20	214	▼	277
Domestic and Family - Level 1	2024	18	55	11	17	23	13	15	21	21	-	-	-	194	52%	194
	2023	5	12	21	19	22	21	7	11	10	7	16	14	128	▲	165
Domestic and Family - Level 2	2024	11	13	9	16	3	3	20	13	9	-	-	-	97	9%	97
	2023	19	12	14	4	16	5	6	7	6	4	8	9	89	▲	110
Felonies and Related Matters	2024	62	85	55	111	99	90	117	116	86	-	-	-	821	56%	821
	2023	50	48	42	78	54	41	46	81	85	110	119	73	525	▲	827
General Civil - Level 1	2024	1	4	2	4	1	6	-	3	4	-	-	-	25	9%	25
	2023	2	3	2	3	2	4	3	2	2	3	3	4	23	▲	33
General Civil - Level 2	2024	57	53	67	60	62	55	53	59	67	-	-	-	533	33%	533
	2023	30	40	35	36	54	56	44	54	53	46	37	43	402	▲	528
General Civil - Level 3	2024	16	22	15	12	20	21	18	12	16	-	-	-	152	-4%	152
	2023	14	9	17	23	23	24	16	18	14	8	14	14	158	▼	194
Miscellaneous Civil	2024	437	461	509	493	469	427	480	515	479	-	-	-	4,270	-1%	4,270
	2023	639	504	591	439	425	425	414	454	424	454	437	408	4,315	▼	5,614
Misdemeanor	2024	50	25	18	45	28	25	17	26	22	-	-	-	256	30%	256
	2023	21	27	22	12	16	22	30	20	27	36	12	33	197	▲	278
Other	2024	282	279	205	212	207	225	230	207	138	-	-	-	1,985	18%	1,985
	2023	275	142	253	161	197	180	160	139	177	166	182	824	1,684	▲	2,856
Other Criminally Related Matters	2024	37	66	39	27	50	24	66	50	41	-	-	-	400	-1%	400
	2023	46	36	60	82	22	66	18	51	22	68	43	59	403	▼	573
Probates/Wills & Trusts - Level 1	2024	-	1	1	-	-	-	-	1	-	-	-	-	3	-50%	3
	2023	-	-	2	-	-	-	2	2	-	-	-	-	6	▼	6
Probates/Wills & Trusts - Level 2	2024	8	8	10	10	15	9	16	13	24	-	-	-	113	22%	113
	2023	9	9	7	8	18	15	12	11	4	19	14	4	93	▲	130
Uncontested Divorce	2024	50	75	58	72	68	61	59	66	66	-	-	-	575	6%	575
	2023	52	57	73	62	63	53	57	58	66	67	54	73	541	▲	735

This report reflects data in the case management system. Numbers will update accordingly as reports are refreshed and posted.

CPSS-CCMS-10.01 CASELOAD STATISTICS OF THE CIRCUIT COURTS

Rappahannock

January 2023 -- September 2024 Filings

Alexandria and Fairfax Circuit are not Included in State Totals

Dashboard		Monthly Filings Summary		Jan --- Sep Filings	
<p>Court: Rappahannock Circuit Start/End Date: Jan-23 / Sep-24 2023 Average Month: 42 Jan-Sep 2023: 405 Filings Trending: ▼</p>	<p>Circuit/Court ID: 20 220157 Type of Case: Filings 2024 Average Month:35 Jan-Sep 2024 : 319 Overall AVG. Month: 39</p>				

Filings by Division																
Divisions		Jan	Feb	Mar	Apr	May	Jun	Jul	Aug	Sep	Oct	Nov	Dec	Thru Sep	% Change	Total
Total	2024	31	39	43	28	34	38	25	29	52	-	-	-	319	-21%	319
	2023	60	37	49	42	48	39	28	46	56	38	30	34	405	▼	507
Civil	2024	5	3	2	6	3	-	-	1	7	-	-	-	27	-45%	27
	2023	13	7	3	4	6	3	6	5	2	2	-	2	49	▼	53
Criminal	2024	11	13	22	8	18	20	4	5	16	-	-	-	117	-16%	117
	2023	12	1	20	22	16	12	4	19	34	23	6	10	140	▼	179
Concealed Handgun Permits	2024	8	15	17	12	9	14	11	19	21	-	-	-	126	-7%	126
	2023	27	19	20	12	12	10	8	13	14	8	17	7	135	▼	167
Miscellaneous/ Other	2024	7	8	2	2	4	4	9	4	8	-	-	-	48	-40%	48
	2023	8	10	6	4	14	14	10	8	6	5	7	15	80	▼	107
Others	2024	-	-	-	-	-	-	1	-	-	-	-	-	1	0%	1
	2023	-	-	-	-	-	-	-	1	-	-	-	-	1	↔	1

Filings by Case Category																
Case Categories		Jan	Feb	Mar	Apr	May	Jun	Jul	Aug	Sep	Oct	Nov	Dec	Thru Sep	% Change	Total
Capital Murder	2024	-	-	-	-	-	-	-	-	-	-	-	-	0	-100%	0
	2023	-	-	-	1	-	-	-	-	-	-	-	-	-	1	▼
Contested Divorce	2024	-	-	-	-	1	-	-	-	-	-	-	-	1	-80%	1
	2023	1	1	-	-	1	-	1	1	-	-	-	-	5	▼	5
Domestic and Family - Level 1	2024	1	-	-	2	-	-	-	-	4	-	-	-	7	-42%	7
	2023	4	1	-	3	-	2	1	-	1	-	-	-	12	▼	12
Domestic and Family - Level 2	2024	-	-	-	-	-	-	-	-	-	-	-	-	0	0	0
	2023	-	-	-	-	-	-	-	-	-	1	-	-	0	↔	1
Felonies and Related Matters	2024	10	8	14	2	10	15	2	1	15	-	-	-	77	-18%	77
	2023	8	1	15	14	6	10	-	16	24	15	4	4	94	▼	117
General Civil - Level 2	2024	1	3	1	3	-	-	1	1	2	-	-	-	12	-29%	12
	2023	-	5	2	1	3	2	2	2	-	1	-	2	17	▼	20
General Civil - Level 3	2024	2	-	1	1	2	-	1	-	2	-	-	-	9	-36%	9
	2023	8	1	1	-	2	-	1	1	-	-	1	-	14	▼	15
Miscellaneous Civil	2024	14	18	18	14	13	18	18	22	28	-	-	-	163	2%	163
	2023	29	23	21	15	15	15	10	16	16	8	22	10	160	▲	200
Misdemeanor	2024	1	2	8	3	6	5	1	3	1	-	-	-	30	-19%	30
	2023	3	-	5	7	10	2	1	1	8	6	1	4	37	▼	48
Other	2024	-	3	-	-	-	-	1	1	-	-	-	-	5	-90%	5
	2023	6	5	4	1	10	7	7	6	3	5	1	12	49	▼	67
Other Criminally Related Matters	2024	-	3	-	3	2	-	1	1	-	-	-	-	10	25%	10
	2023	1	-	-	-	-	-	3	2	2	2	1	2	8	▲	13
Probates/Wills & Trusts - Level 2	2024	-	-	-	-	-	-	-	-	-	-	-	-	0	-100%	0
	2023	-	-	-	-	1	1	2	-	-	-	-	-	4	▼	4
Uncontested Divorce	2024	2	2	1	-	-	-	-	-	-	-	-	-	5	25%	5
	2023	-	-	1	-	-	-	-	1	2	-	-	-	4	▲	4

This report reflects data in the case management system. Numbers will update accordingly as reports are refreshed and posted.

CPSS-CCMS-10.01 CASELOAD STATISTICS OF THE CIRCUIT COURTS

Henry

January 2023 -- September 2024 Filings

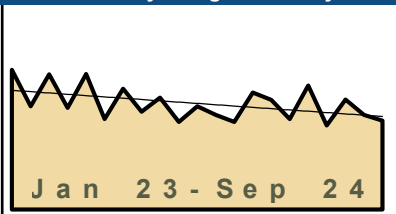
Alexandria and Fairfax Circuit are not Included in State Totals

Dashboard

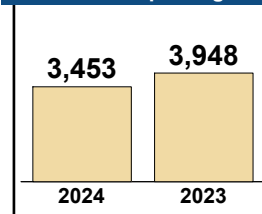
Court: Henry Circuit
Start/End Date: Jan-23 / Sep-24
2023 Average Month: 420
Jan-Sep 2023: 3,948
Filings Trending: ▼

Circuit/Court ID: 21 221089
Type of Case: Filings
2024 Average Month: 384
Jan-Sep 2024 : 3,453
Overall AVG. Month: 404

Monthly Filings Summary



Jan --- Sep Filings



Filings by Division

Divisions		Jan	Feb	Mar	Apr	May	Jun	Jul	Aug	Sep	Oct	Nov	Dec	Thru Sep	% Change	Total
Total	2024	334	446	418	345	472	320	419	360	339	-	-	-	3,453	-13%	3,453
	2023	532	393	515	387	517	345	460	373	426	334	394	361	3,948	▼	5,037
Civil	2024	18	36	38	34	31	25	22	36	34	-	-	-	274	-6%	274
	2023	26	32	35	31	36	29	32	39	31	29	17	24	291	▼	361
Criminal	2024	142	235	218	144	264	156	216	170	185	-	-	-	1,730	-14%	1,730
	2023	285	160	273	179	308	158	269	156	235	143	233	190	2,023	▼	2,589
Concealed Handgun Permits	2024	101	91	94	91	91	72	95	85	81	-	-	-	801	-17%	801
	2023	157	115	141	107	98	82	88	94	87	83	71	76	969	▼	1,199
Miscellaneous/ Other	2024	73	84	66	74	86	66	86	69	39	-	-	-	643	-3%	643
	2023	64	86	66	69	75	76	71	84	73	79	73	71	664	▼	887
Others	2024	-	-	2	2	-	1	-	-	-	-	-	-	5	400%	5
	2023	-	-	-	1	-	-	-	-	-	-	-	-	1	▲	1

Filings by Case Category

Case Categories		Jan	Feb	Mar	Apr	May	Jun	Jul	Aug	Sep	Oct	Nov	Dec	Thru Sep	% Change	Total
Administrative Law	2024	-	-	-	-	-	-	-	-	-	-	-	-	0	-100%	0
	2023	-	-	-	-	-	-	1	-	1	-	-	-	2	▼	2
Capital Murder	2024	-	-	2	-	-	-	-	-	-	-	-	-	2	100%	2
	2023	-	-	-	-	-	-	1	-	-	-	1	-	1	▲	2
Contested Divorce	2024	1	3	5	6	4	1	3	5	6	-	-	-	34	-17%	34
	2023	6	3	7	1	2	6	4	4	8	3	2	3	41	▼	49
Domestic and Family - Level 1	2024	1	1	7	2	7	1	5	9	8	-	-	-	41	3%	41
	2023	6	1	4	1	7	7	2	8	4	3	1	-	40	▲	44
Domestic and Family - Level 2	2024	2	1	1	1	2	1	1	6	3	-	-	-	18	29%	18
	2023	-	2	1	2	4	-	-	3	2	2	2	-	14	▲	18
Felonies and Related Matters	2024	109	175	144	87	203	109	148	109	134	-	-	-	1,218	-13%	1,218
	2023	182	116	182	96	192	109	228	108	181	84	166	132	1,394	▼	1,776
General Civil - Level 1	2024	-	-	-	-	-	-	-	-	-	-	-	-	0	-100%	0
	2023	-	-	-	-	-	-	1	-	-	-	-	-	1	▼	1
General Civil - Level 2	2024	1	6	3	5	4	3	3	3	4	-	-	-	32	-6%	32
	2023	3	4	7	4	2	3	5	4	2	3	1	4	34	▼	42
General Civil - Level 3	2024	4	8	4	7	3	6	7	5	4	-	-	-	48	0%	48
	2023	6	8	2	6	5	5	4	8	4	7	7	10	48	↔	72
Miscellaneous Civil	2024	127	117	119	119	113	102	120	107	91	-	-	-	1,015	-15%	1,015
	2023	172	144	174	138	115	112	116	123	107	123	93	98	1,201	▼	1,515
Misdemeanor	2024	23	49	61	46	48	31	53	51	39	-	-	-	401	-25%	401
	2023	92	41	77	52	104	46	36	39	49	44	49	49	536	▼	678
Other	2024	47	58	43	45	64	37	58	44	29	-	-	-	425	-1%	425
	2023	48	56	33	38	58	46	45	53	54	37	50	48	431	▼	566
Other Criminally Related Matters	2024	10	11	11	12	13	16	15	11	13	-	-	-	112	20%	112
	2023	11	3	15	31	12	3	4	9	5	15	17	9	93	▲	134
Probates/Wills & Trusts - Level 1	2024	-	-	-	-	-	-	-	1	-	-	-	-	1	-80%	1
	2023	-	1	-	1	1	-	2	-	-	-	-	-	5	▼	5
Probates/Wills & Trusts - Level 2	2024	2	2	2	5	1	3	1	-	3	-	-	-	19	-5%	19
	2023	-	4	-	3	4	2	1	2	4	5	3	1	20	▼	29
Uncontested Divorce	2024	7	15	16	10	10	10	5	9	5	-	-	-	87	0%	87
	2023	6	10	13	14	11	6	10	12	5	8	2	7	87	↔	104

This report reflects data in the case management system. Numbers will update accordingly as reports are refreshed and posted.

CPSS-CCMS-10.01 CASELOAD STATISTICS OF THE CIRCUIT COURTS

Patrick

January 2023 -- September 2024 Filings

Alexandria and Fairfax Circuit are not Included in State Totals

Dashboard		Monthly Filings Summary		Jan --- Sep Filings	
<p>Court: Patrick Circuit Start/End Date: Jan-23 / Sep-24 2023 Average Month: 168 Jan-Sep 2023: 1,661 Filings Trending: ▼</p>	<p>Circuit/Court ID: 21 221141 Type of Case: Filings 2024 Average Month: 155 Jan-Sep 2024 : 1,395 Overall AVG. Month: 162</p>	<p>Jan 23 - Sep 24</p>		<p>2024: 1,395 2023: 1,661</p>	

Filings by Division																
Divisions		Jan	Feb	Mar	Apr	May	Jun	Jul	Aug	Sep	Oct	Nov	Dec	Thru Sep	% Change	Total
Total	2024	180	121	158	174	124	136	205	160	137	-	-	-	1,395	-16%	1,395
	2023	192	165	216	177	141	135	142	199	294	96	123	134	1,661	▼	2,014
Civil	2024	10	12	8	9	10	7	11	6	10	-	-	-	83	-10%	83
	2023	4	11	17	9	14	9	8	17	3	8	6	15	92	▼	121
Criminal	2024	113	58	100	116	67	74	156	93	90	-	-	-	867	-15%	867
	2023	95	66	127	121	75	73	84	133	247	53	83	72	1,021	▼	1,229
Concealed Handgun Permits	2024	47	49	43	41	37	41	34	56	32	-	-	-	380	-20%	380
	2023	87	83	58	41	41	45	42	45	34	23	26	41	476	▼	566
Miscellaneous/ Other	2024	10	2	7	8	9	13	4	5	5	-	-	-	63	-11%	63
	2023	6	5	14	6	11	7	8	4	10	12	8	6	71	▼	97
Others	2024	-	-	-	-	1	1	-	-	-	-	-	-	2	100%	2
	2023	-	-	-	-	-	1	-	-	-	-	-	-	1	▲	1

Filings by Case Category																
Case Categories		Jan	Feb	Mar	Apr	May	Jun	Jul	Aug	Sep	Oct	Nov	Dec	Thru Sep	% Change	Total
Administrative Law	2024	-	-	-	-	-	-	-	-	-	-	-	-	0	-100%	0
	2023	-	-	1	-	-	-	-	-	-	-	-	-	-	1	▼
Capital Murder	2024	-	-	-	-	-	-	-	-	-	-	-	-	0	0	0
	2023	-	-	-	-	-	-	-	-	-	-	1	-	0	↔	1
Contested Divorce	2024	-	2	-	3	-	-	1	2	-	-	-	-	8	-47%	8
	2023	-	1	4	2	1	2	3	2	-	4	1	2	15	▼	22
Domestic and Family - Level 1	2024	1	1	1	1	1	1	2	2	3	-	-	-	13	63%	13
	2023	1	1	-	2	1	-	-	3	-	1	-	-	8	▲	9
Domestic and Family - Level 2	2024	-	-	-	2	-	-	2	-	1	-	-	-	5	0%	5
	2023	-	1	-	2	-	-	1	-	1	-	-	-	5	↔	5
Felonies and Related Matters	2024	46	31	70	54	29	64	66	54	61	-	-	-	475	-32%	475
	2023	49	31	102	73	51	58	48	101	190	34	44	62	703	▼	843
General Civil - Level 1	2024	-	-	-	-	-	-	-	-	-	-	-	-	0	0	0
	2023	-	-	-	-	-	-	-	-	-	-	-	1	0	↔	1
General Civil - Level 2	2024	5	2	1	-	1	1	-	-	-	-	-	-	10	-57%	10
	2023	1	-	3	-	4	6	2	5	2	2	3	3	23	▼	31
General Civil - Level 3	2024	-	1	-	-	1	-	3	2	-	-	-	-	7	-30%	7
	2023	-	1	5	2	2	-	-	-	-	1	1	-	10	▼	12
Miscellaneous Civil	2024	57	51	50	49	46	54	38	60	36	-	-	-	441	-18%	441
	2023	93	88	67	46	51	52	49	49	43	33	33	47	538	▼	651
Misdemeanor	2024	38	21	30	34	34	10	53	39	29	-	-	-	288	15%	288
	2023	34	21	25	33	26	15	21	29	47	19	34	10	251	▲	314
Other	2024	-	-	-	-	1	1	-	-	1	-	-	-	3	200%	3
	2023	-	-	-	-	-	1	-	-	-	-	-	-	1	▲	1
Other Criminally Related Matters	2024	29	6	-	28	4	-	37	-	-	-	-	-	104	46%	104
	2023	12	14	-	15	2	-	15	3	10	-	4	-	71	▲	75
Probates/Wills & Trusts - Level 2	2024	-	2	1	-	4	-	1	-	4	-	-	-	12	33%	12
	2023	-	2	1	1	1	1	1	2	-	1	-	5	9	▲	15
Uncontested Divorce	2024	4	4	5	3	3	5	2	1	2	-	-	-	29	12%	29
	2023	2	5	8	1	2	-	2	5	1	1	2	4	26	▲	33

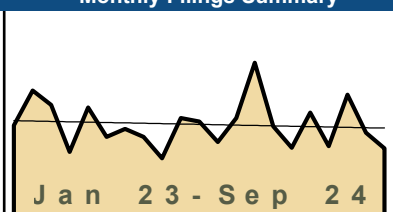
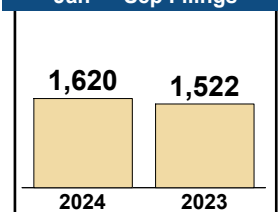
This report reflects data in the case management system. Numbers will update accordingly as reports are refreshed and posted.

CPSS-CCMS-10.01 CASELOAD STATISTICS OF THE CIRCUIT COURTS

Martinsville

January 2023 -- September 2024 Filings

Alexandria and Fairfax Circuit are not Included in State Totals

Dashboard	Monthly Filings Summary	Jan --- Sep Filings
<p>Court: Martinsville Circuit Start/End Date: Jan-23 / Sep-24 2023 Average Month: 169 Jan-Sep 2023: 1,522 Filings Trending: ▲</p>	<p>Circuit/Court ID: 21 221690 Type of Case: Filings 2024 Average Month: 180 Jan-Sep 2024 : 1,620 Overall AVG. Month: 174</p>  <p style="text-align: center;">Jan 23 - Sep 24</p>	 <p style="text-align: center;">2024 2023</p>

Filings by Division																
Divisions	Jan	Feb	Mar	Apr	May	Jun	Jul	Aug	Sep	Oct	Nov	Dec	Thru Sep	% Change	Total	
Total	2024	186	291	170	129	196	132	230	158	128	-	-	1,620	6%	1,620	
	2023	172	238	211	121	206	150	165	150	109	186	179	1,522	▲	2,027	
Civil	2024	13	15	17	6	7	18	9	4	9	-	-	98	10%	98	
	2023	9	7	14	7	13	3	9	20	7	10	5	89	▲	115	
Criminal	2024	103	225	112	64	128	61	139	83	72	-	-	987	1%	987	
	2023	109	185	112	69	140	110	105	82	65	123	136	977	▲	1,337	
Concealed Handgun Permits	2024	12	18	21	19	10	10	14	12	11	-	-	127	-7%	127	
	2023	14	23	23	9	17	14	9	11	17	12	11	137	▼	170	
Miscellaneous/ Other	2024	58	33	20	40	51	43	68	59	36	-	-	408	28%	408	
	2023	40	23	62	36	36	23	42	37	20	40	27	319	▲	404	
Others	2024	-	-	-	-	-	-	-	-	-	-	-	0	0	0	
	2023	-	-	-	-	-	-	-	-	-	1	-	0	↔	1	

Filings by Case Category																
Case Categories	Jan	Feb	Mar	Apr	May	Jun	Jul	Aug	Sep	Oct	Nov	Dec	Thru Sep	% Change	Total	
Administrative Law	2024	-	-	-	-	1	-	-	-	-	-	-	1	1	1	
	2023	-	-	-	-	-	-	-	-	-	1	-	0	↔	1	
Capital Murder	2024	-	1	-	-	-	-	-	-	-	-	-	1	1	1	
	2023	-	-	-	-	-	-	-	-	-	-	-	0	↔	0	
Contested Divorce	2024	2	1	2	1	1	-	-	2	-	-	-	9	29%	9	
	2023	2	-	1	1	2	-	1	-	1	-	-	7	▲	8	
Domestic and Family - Level 1	2024	-	-	6	-	-	11	5	-	-	-	-	22	47%	22	
	2023	-	-	2	2	1	-	10	-	-	-	1	15	▲	16	
Domestic and Family - Level 2	2024	-	-	-	-	-	-	-	-	-	-	-	0	-100%	0	
	2023	-	-	1	-	-	-	-	-	-	-	2	1	▼	3	
Felonies and Related Matters	2024	73	158	77	34	84	35	103	52	46	-	-	662	10%	662	
	2023	67	128	58	50	89	75	54	48	31	76	97	65	600	▲	838
General Civil - Level 1	2024	-	1	-	-	-	-	-	-	-	-	-	1	-50%	1	
	2023	-	-	-	-	1	-	-	1	-	-	1	2	▼	3	
General Civil - Level 2	2024	1	2	-	1	1	2	3	1	2	-	-	13	-38%	13	
	2023	2	2	1	2	4	2	2	5	1	4	-	21	▼	27	
General Civil - Level 3	2024	7	3	2	2	3	3	3	2	3	-	-	28	-49%	28	
	2023	3	1	8	12	14	3	2	6	6	3	2	7	55	▼	67
Miscellaneous Civil	2024	19	24	29	30	17	20	31	26	23	-	-	219	8%	219	
	2023	18	27	33	16	23	22	20	17	27	21	17	203	▲	258	
Misdemeanor	2024	23	23	29	20	26	20	30	19	21	-	-	211	-3%	211	
	2023	21	31	29	13	34	26	17	27	19	39	20	30	217	▼	306
Other	2024	49	26	12	29	42	32	48	42	22	-	-	302	40%	302	
	2023	35	19	52	17	18	12	30	23	9	29	21	9	215	▲	274
Other Criminally Related Matters	2024	7	44	6	10	18	7	6	12	5	-	-	115	-28%	115	
	2023	21	26	25	6	17	9	34	7	15	8	19	6	160	▼	193
Probates/Wills & Trusts - Level 2	2024	3	4	7	-	2	1	-	2	2	-	-	21	133%	21	
	2023	2	2	-	-	-	-	1	3	1	4	1	-	9	▲	14
Uncontested Divorce	2024	2	4	-	2	1	1	1	2	2	-	-	15	-12%	15	
	2023	1	2	1	2	3	1	4	3	-	-	2	-	17	▼	19


This report reflects data in the case management system. Numbers will update accordingly as reports are refreshed and posted.

CPSS-CCMS-10.01 CASELOAD STATISTICS OF THE CIRCUIT COURTS

Franklin County

January 2023 -- September 2024 Filings

Alexandria and Fairfax Circuit are not Included in State Totals

Dashboard	Monthly Filings Summary	Jan --- Sep Filings
<p>Court: Franklin County Circuit Start/End Date: Jan-23 / Sep-24 2023 Average Month: 382 Jan-Sep 2023: 3,490 Filings Trending: ↔</p>	<p>Circuit/Court ID: 22 222067 Type of Case: Filings 2024 Average Month: 378 Jan-Sep 2024 : 3,406 Overall AVG. Month: 380</p>	 <div style="display: flex; justify-content: space-around; margin-top: 10px;"> <div style="text-align: center;"> <p>3,406</p> <p>2024</p> </div> <div style="text-align: center;"> <p>3,490</p> <p>2023</p> </div> </div>

Filings by Division																
Divisions		Jan	Feb	Mar	Apr	May	Jun	Jul	Aug	Sep	Oct	Nov	Dec	Thru Sep	% Change	Total
Total	2024	407	411	388	434	313	451	321	374	307	-	-	-	3,406	-2%	3,406
	2023	361	419	438	496	364	406	302	446	258	452	249	390	3,490	▼	4,581
Civil	2024	28	52	38	37	38	47	52	25	45	-	-	-	362	-19%	362
	2023	45	38	50	39	59	47	67	51	49	55	44	53	445	▼	597
Criminal	2024	181	142	132	228	124	252	106	194	141	-	-	-	1,500	-5%	1,500
	2023	122	177	186	297	148	196	111	262	78	222	63	176	1,577	▼	2,038
Concealed Handgun Permits	2024	142	141	131	96	82	82	98	98	91	-	-	-	961	-11%	961
	2023	147	146	166	135	107	120	88	89	82	135	98	122	1,080	▼	1,435
Miscellaneous/ Other	2024	56	76	86	73	69	68	65	57	29	-	-	-	579	50%	579
	2023	46	58	36	25	50	43	36	44	49	40	44	39	387	▲	510
Others	2024	-	-	1	-	-	2	-	-	1	-	-	-	4	300%	4
	2023	1	-	-	-	-	-	-	-	-	-	-	-	1	▲	1

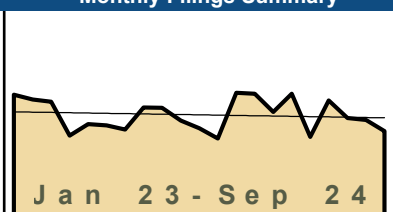
Filings by Case Category																
Case Categories		Jan	Feb	Mar	Apr	May	Jun	Jul	Aug	Sep	Oct	Nov	Dec	Thru Sep	% Change	Total
Administrative Law	2024	1	-	-	-	-	-	-	-	1	-	-	-	2	0%	2
	2023	-	-	-	-	1	1	-	-	-	-	-	-	2	↔	2
Capital Murder	2024	-	-	-	1	-	-	-	-	-	-	-	-	1	0%	1
	2023	-	-	-	-	-	-	-	1	-	-	-	-	1	↔	1
Contested Divorce	2024	4	4	5	4	5	-	2	4	1	-	-	-	29	-19%	29
	2023	5	4	8	3	2	2	4	5	3	5	3	1	36	▼	45
Domestic and Family - Level 1	2024	3	22	2	8	10	10	20	5	19	-	-	-	99	-28%	99
	2023	20	11	16	11	12	14	30	10	14	30	10	6	138	▼	184
Domestic and Family - Level 2	2024	3	3	1	1	1	1	-	-	1	-	-	-	11	-56%	11
	2023	4	-	-	4	4	1	3	6	3	3	1	2	25	▼	31
Felonies and Related Matters	2024	136	115	105	178	107	201	94	146	114	-	-	-	1,196	-10%	1,196
	2023	102	158	154	253	124	172	89	209	62	177	52	156	1,323	▼	1,708
General Civil - Level 1	2024	-	-	-	-	-	-	-	-	-	-	-	-	0	-100%	0
	2023	-	1	-	-	-	-	1	-	-	-	1	-	2	▼	3
General Civil - Level 2	2024	6	6	8	7	1	8	6	9	9	-	-	-	60	-8%	60
	2023	5	4	8	7	7	6	9	11	8	6	6	7	65	▼	84
General Civil - Level 3	2024	6	6	3	2	6	11	6	1	-	-	-	-	41	-20%	41
	2023	3	5	5	3	17	5	5	3	5	3	8	12	51	▼	74
Miscellaneous Civil	2024	154	162	155	118	95	91	116	108	114	-	-	-	1,113	-9%	1,113
	2023	157	167	186	146	125	135	103	110	98	159	119	143	1,227	▼	1,648
Misdemeanor	2024	40	23	21	43	11	47	16	39	22	-	-	-	262	17%	262
	2023	20	17	30	40	21	22	14	46	14	37	8	32	224	▲	301
Other	2024	40	48	57	52	56	63	44	42	5	-	-	-	407	89%	407
	2023	31	34	13	13	28	29	17	22	28	16	20	15	215	▲	266
Other Criminally Related Matters	2024	5	6	7	6	6	4	5	9	7	-	-	-	55	53%	55
	2023	2	2	2	4	3	4	8	7	4	8	3	4	36	▲	51
Probates/Wills & Trusts - Level 1	2024	-	-	1	-	-	1	-	-	-	-	-	-	2	100%	2
	2023	-	-	-	-	-	1	-	-	-	-	-	2	1	▲	3
Probates/Wills & Trusts - Level 2	2024	2	4	4	3	1	5	6	3	5	-	-	-	33	-13%	33
	2023	6	3	5	3	4	5	2	6	4	-	2	2	38	▼	42
Protective Orders	2024	-	-	2	-	-	-	-	-	-	-	-	-	2	-67%	2
	2023	-	2	2	1	-	1	-	-	-	-	3	-	6	▼	9
Uncontested Divorce	2024	7	12	17	11	14	9	6	8	9	-	-	-	93	-7%	93
	2023	6	11	9	8	16	8	17	10	15	7	14	8	100	▼	129

This report reflects data in the case management system. Numbers will update accordingly as reports are refreshed and posted.

PCSS-CCMS-10.01 CASELOAD STATISTICS OF THE CIRCUIT COURTS

January 2023 -- September 2024 Filings

Alexandria and Fairfax Circuit are not Included in State Totals

Dashboard		Monthly Filings Summary		Jan --- Sep Filings					
<p>Court: Pittsylvania Circuit Start/End Date: Jan-23 / Sep-24 2023 Average Month: 373 Jan-Sep 2023: 3,484 Filings Trending: ▲</p>	<p>Circuit/Court ID: 22 222143 Type of Case: Filings 2024 Average Month: 398 Jan-Sep 2024 : 3,586 Overall AVG. Month: 384</p>	 <p style="font-weight: bold; font-size: 1.2em;">Jan 23 - Sep 24</p>		<table border="1" style="margin: auto;"> <tr> <td style="text-align: center; width: 50%;">3,586</td> <td style="text-align: center; width: 50%;">3,484</td> </tr> <tr> <td style="text-align: center;">2024</td> <td style="text-align: center;">2023</td> </tr> </table>		3,586	3,484	2024	2023
3,586	3,484								
2024	2023								

Filings by Division																
Divisions		Jan	Feb	Mar	Apr	May	Jun	Jul	Aug	Sep	Oct	Nov	Dec	Thru Sep	% Change	Total
Total	2024	468	464	395	464	300	438	372	364	321	-	-	-	3,586	3%	3,586
	2023	461	442	434	304	348	344	328	412	411	362	332	294	3,484	▲	4,472
Civil	2024	28	43	50	48	40	73	42	35	15	-	-	-	374	11%	374
	2023	29	39	49	29	29	47	33	42	39	34	36	24	336	▲	430
Criminal	2024	118	178	63	185	55	173	115	146	98	-	-	-	1,131	5%	1,131
	2023	108	148	116	73	77	127	123	163	145	128	86	86	1,080	▲	1,380
Concealed Handgun Permits	2024	170	164	203	131	127	78	129	95	117	-	-	-	1,214	-8%	1,214
	2023	201	173	185	137	140	116	109	123	137	138	145	124	1,321	▼	1,728
Miscellaneous/ Other	2024	120	73	79	100	78	114	86	88	90	-	-	-	828	12%	828
	2023	121	82	83	65	101	52	61	84	90	62	64	60	739	▲	925
Others	2024	32	6	-	-	-	-	-	-	1	-	-	-	39	388%	39
	2023	2	-	1	-	1	2	2	-	-	-	1	-	8	▲	9

Filings by Case Category																
Case Categories		Jan	Feb	Mar	Apr	May	Jun	Jul	Aug	Sep	Oct	Nov	Dec	Thru Sep	% Change	Total
Administrative Law	2024	-	-	-	-	-	-	-	-	-	-	-	-	0	-100%	0
	2023	1	-	1	-	-	1	-	-	-	-	-	-	3	▼	3
Capital Murder	2024	-	-	-	-	-	-	3	-	-	-	-	-	3	3	3
	2023	-	-	-	-	-	-	-	-	-	-	-	-	0	↔	0
Contested Divorce	2024	5	1	5	6	5	6	4	2	4	-	-	-	38	0%	38
	2023	5	5	3	1	3	6	5	7	3	5	6	4	38	↔	53
Domestic and Family - Level 1	2024	7	12	17	20	9	42	12	15	1	-	-	-	135	47%	135
	2023	3	12	9	7	8	14	5	12	22	9	4	5	92	▲	110
Domestic and Family - Level 2	2024	-	4	5	2	3	2	4	1	-	-	-	-	21	11%	21
	2023	-	-	7	4	3	1	-	2	2	2	4	2	19	▲	27
Felonies and Related Matters	2024	74	138	44	159	38	128	76	104	66	-	-	-	827	1%	827
	2023	82	117	80	53	54	96	93	142	101	104	70	69	818	▲	1,061
General Civil - Level 1	2024	1	-	-	-	-	-	-	1	1	-	-	-	3	0%	3
	2023	-	-	-	-	1	-	-	1	1	-	-	2	3	↔	5
General Civil - Level 2	2024	3	11	6	2	3	4	8	3	2	-	-	-	42	11%	42
	2023	2	4	6	5	4	6	1	9	1	3	5	2	38	▲	48
General Civil - Level 3	2024	3	8	12	7	4	3	4	3	4	-	-	-	48	-13%	48
	2023	9	4	9	2	5	7	6	7	6	8	5	2	55	▼	70
Miscellaneous Civil	2024	192	192	227	160	151	97	159	125	139	-	-	-	1,442	-7%	1,442
	2023	226	201	215	158	174	136	125	151	161	156	165	142	1,547	▼	2,010
Misdemeanor	2024	38	33	17	23	13	32	28	31	21	-	-	-	236	2%	236
	2023	25	25	35	16	24	27	25	15	40	18	16	15	232	▲	281
Other	2024	126	48	47	73	54	96	51	59	66	-	-	-	620	25%	620
	2023	98	49	48	43	67	31	46	50	64	41	44	43	496	▲	624
Other Criminally Related Matters	2024	6	7	2	3	4	14	8	11	11	-	-	-	66	94%	66
	2023	1	6	2	4	-	5	5	6	5	6	3	2	34	▲	45
Probates/Wills & Trusts - Level 1	2024	-	-	1	-	-	-	-	-	-	-	-	-	1	-50%	1
	2023	-	1	-	1	-	-	-	-	-	1	-	1	2	▼	4
Probates/Wills & Trusts - Level 2	2024	1	-	2	-	2	2	2	2	-	-	-	-	11	-31%	11
	2023	-	5	5	-	1	-	3	-	2	3	2	1	16	▼	22
Uncontested Divorce	2024	12	10	10	9	14	12	13	7	6	-	-	-	93	2%	93
	2023	9	13	14	10	4	14	14	10	3	6	8	4	91	▲	109

This report reflects data in the case management system. Numbers will update accordingly as reports are refreshed and posted.

Dashboard		Monthly Filings Summary		Jan --- Sep Filings			
<p>Court: Danville Circuit Start/End Date: Jan-23 / Sep-24 2023 Average Month: 399 Jan-Sep 2023: 3,722 Filings Trending: ↔</p>	<p>Circuit/Court ID: 22 222590 Type of Case: Filings 2024 Average Month: 413 Jan-Sep 2024 : 3,713 Overall AVG. Month: 405</p>	<p style="text-align: center; font-weight: bold; color: #004a87;">Jan 23 - Sep 24</p>		<table style="margin: auto;"> <tr> <td style="text-align: center; width: 50%;"> <p style="font-size: 1.2em; font-weight: bold;">3,713</p> <div style="width: 40px; height: 40px; background-color: #f0e68c; margin: 0 auto;"></div> <p style="font-size: 0.8em;">2024</p> </td> <td style="text-align: center; width: 50%;"> <p style="font-size: 1.2em; font-weight: bold;">3,722</p> <div style="width: 40px; height: 40px; background-color: #f0e68c; margin: 0 auto;"></div> <p style="font-size: 0.8em;">2023</p> </td> </tr> </table>		<p style="font-size: 1.2em; font-weight: bold;">3,713</p> <div style="width: 40px; height: 40px; background-color: #f0e68c; margin: 0 auto;"></div> <p style="font-size: 0.8em;">2024</p>	<p style="font-size: 1.2em; font-weight: bold;">3,722</p> <div style="width: 40px; height: 40px; background-color: #f0e68c; margin: 0 auto;"></div> <p style="font-size: 0.8em;">2023</p>
<p style="font-size: 1.2em; font-weight: bold;">3,713</p> <div style="width: 40px; height: 40px; background-color: #f0e68c; margin: 0 auto;"></div> <p style="font-size: 0.8em;">2024</p>	<p style="font-size: 1.2em; font-weight: bold;">3,722</p> <div style="width: 40px; height: 40px; background-color: #f0e68c; margin: 0 auto;"></div> <p style="font-size: 0.8em;">2023</p>						

Filings by Division																
Divisions		Jan	Feb	Mar	Apr	May	Jun	Jul	Aug	Sep	Oct	Nov	Dec	Thru Sep	% Change	Total
Total	2024	526	437	383	475	339	373	389	453	338	-	-	-	3,713	0%	3,713
	2023	497	529	430	374	407	355	336	400	394	431	360	279	3,722	▼	4,792
Civil	2024	29	39	32	43	35	24	40	29	33	-	-	-	304	23%	304
	2023	20	16	39	30	21	24	23	39	35	22	40	31	247	▲	340
Criminal	2024	319	253	138	258	140	211	190	283	160	-	-	-	1,952	-8%	1,952
	2023	311	343	221	194	208	187	180	244	227	271	187	134	2,115	▼	2,707
Concealed Handgun Permits	2024	47	31	59	53	48	47	37	31	38	-	-	-	391	-21%	391
	2023	64	67	72	58	48	46	47	39	51	42	52	56	492	▼	642
Miscellaneous/Other	2024	124	102	146	121	116	88	122	108	98	-	-	-	1,025	19%	1,025
	2023	99	102	97	92	129	98	86	78	81	96	80	57	862	▲	1,095
Others	2024	7	12	8	-	-	3	-	2	9	-	-	-	41	583%	41
	2023	3	1	1	-	1	-	-	-	-	-	1	1	6	▲	8

Filings by Case Category																
Case Categories		Jan	Feb	Mar	Apr	May	Jun	Jul	Aug	Sep	Oct	Nov	Dec	Thru Sep	% Change	Total
Administrative Law	2024	1	-	-	-	1	1	2	-	-	-	-	-	5	67%	5
	2023	-	-	-	-	-	1	1	1	-	-	-	-	3	▲	3
Capital Murder	2024	-	-	-	-	-	-	-	-	-	-	-	-	0	-100%	0
	2023	-	-	-	2	-	-	-	-	-	-	-	-	2	▼	2
Contested Divorce	2024	4	1	2	2	4	2	4	1	1	-	-	-	21	11%	21
	2023	-	1	5	2	3	1	2	2	3	-	3	1	19	▲	23
Domestic and Family - Level 1	2024	1	6	4	8	4	2	4	9	7	-	-	-	45	-8%	45
	2023	6	3	9	3	3	1	8	5	11	9	6	12	49	▼	76
Domestic and Family - Level 2	2024	2	2	4	10	2	1	-	2	-	-	-	-	23	130%	23
	2023	-	-	1	7	1	-	1	-	-	1	-	12	10	▲	23
Felonies and Related Matters	2024	214	174	79	170	80	137	125	179	122	-	-	-	1,280	-14%	1,280
	2023	208	247	144	139	142	133	136	181	162	207	153	85	1,492	▼	1,937
General Civil - Level 1	2024	2	1	1	2	2	2	-	1	-	-	-	-	11	175%	11
	2023	-	-	1	-	1	1	-	-	1	-	-	2	4	▲	6
General Civil - Level 2	2024	4	5	6	8	5	3	9	7	8	-	-	-	55	28%	55
	2023	7	2	6	2	8	4	5	5	4	5	4	3	43	▲	55
General Civil - Level 3	2024	8	9	6	5	6	8	7	3	11	-	-	-	63	-18%	63
	2023	11	8	13	9	8	4	5	14	5	5	13	7	77	▼	102
Miscellaneous Civil	2024	62	58	88	67	66	59	53	51	51	-	-	-	555	-14%	555
	2023	79	88	91	69	64	63	65	60	68	56	66	65	647	▼	834
Misdemeanor	2024	99	85	40	61	49	66	61	92	33	-	-	-	586	6%	586
	2023	94	91	58	45	53	55	35	61	60	57	47	38	552	▲	694
Other	2024	110	83	123	106	96	78	106	88	94	-	-	-	884	35%	884
	2023	80	77	72	77	103	76	65	49	58	77	59	43	657	▲	836
Other Criminally Related Matters	2024	6	4	22	29	11	8	14	14	8	-	-	-	116	13%	116
	2023	9	7	20	13	13	12	10	8	11	8	4	11	103	▲	126
Probates/Wills & Trusts - Level 1	2024	-	-	-	-	-	-	-	1	-	-	-	-	1	1	1
	2023	-	-	-	-	-	-	-	-	-	-	-	-	0	↔	0
Probates/Wills & Trusts - Level 2	2024	1	-	1	-	3	-	-	3	1	-	-	-	9	-44%	9
	2023	-	1	2	2	1	-	3	5	2	2	-	-	16	▼	18
Uncontested Divorce	2024	12	9	7	7	10	6	4	2	2	-	-	-	59	23%	59
	2023	3	4	8	4	7	4	-	9	9	4	5	-	48	▲	57

CPSS-CCMS-10.01 CASELOAD STATISTICS OF THE CIRCUIT COURTS

Roanoke County

January 2023 -- September 2024 Filings

Alexandria and Fairfax Circuit are not Included in State Totals

Dashboard	Monthly Filings Summary	Jan --- Sep Filings				
<p>Court: Roanoke County Circuit Start/End Date: Jan-23 / Sep-24 2023 Average Month: 445 Jan-Sep 2023: 4,090 Filings Trending: ↔</p> <p>Circuit/Court ID: 23 223161 Type of Case: Filings 2024 Average Month:460 Jan-Sep 2024 : 4,137 Overall AVG. Month: 451</p>	<p>Jan 23 - Sep 24</p>	<table border="1" style="margin: auto;"> <tr> <td style="text-align: center; width: 50px;">4,137</td> <td style="text-align: center; width: 50px;">4,090</td> </tr> <tr> <td style="text-align: center; width: 50px;">2024</td> <td style="text-align: center; width: 50px;">2023</td> </tr> </table>	4,137	4,090	2024	2023
4,137	4,090					
2024	2023					

Filings by Division																
Divisions		Jan	Feb	Mar	Apr	May	Jun	Jul	Aug	Sep	Oct	Nov	Dec	Thru Sep	% Change	Total
Total	2024	441	555	454	503	424	439	388	578	355	-	-	-	4,137	1%	4,137
	2023	442	547	550	467	433	431	351	488	381	476	337	432	4,090	▲	5,335
Civil	2024	48	74	56	67	68	63	87	59	52	-	-	-	574	21%	574
	2023	55	50	64	50	46	52	54	57	46	64	40	50	474	▲	628
Criminal	2024	137	211	114	200	134	187	116	269	82	-	-	-	1,450	1%	1,450
	2023	127	209	156	178	141	174	102	219	132	181	92	191	1,438	▲	1,902
Concealed Handgun Permits	2024	180	202	176	144	132	126	133	163	130	-	-	-	1,386	-12%	1,386
	2023	200	221	237	164	192	160	130	130	133	145	150	128	1,567	▼	1,990
Miscellaneous/Other	2024	76	68	108	92	90	63	52	86	91	-	-	-	726	19%	726
	2023	60	67	93	75	54	45	65	82	70	86	55	63	611	▲	815
Others	2024	-	-	-	-	-	-	-	1	-	-	-	-	1	1	1
	2023	-	-	-	-	-	-	-	-	-	-	-	-	0	↔	0

Filings by Case Category																
Case Categories		Jan	Feb	Mar	Apr	May	Jun	Jul	Aug	Sep	Oct	Nov	Dec	Thru Sep	% Change	Total
Administrative Law	2024	1	-	-	1	-	1	2	-	-	-	-	-	5	150%	5
	2023	-	1	1	-	-	-	-	-	-	-	1	-	2	▲	3
Capital Murder	2024	-	-	-	-	-	-	-	-	-	-	-	-	0	-100%	0
	2023	-	-	-	-	-	1	-	-	-	-	-	-	1	▼	1
Contested Divorce	2024	2	3	8	7	6	8	8	7	6	-	-	-	55	2%	55
	2023	7	4	10	6	4	5	5	7	6	9	5	5	54	▲	73
Domestic and Family - Level 1	2024	11	23	7	24	9	5	12	9	11	-	-	-	111	88%	111
	2023	3	6	6	9	13	2	8	8	4	12	3	5	59	▲	79
Domestic and Family - Level 2	2024	2	5	2	1	3	5	3	2	3	-	-	-	26	4%	26
	2023	3	3	5	3	2	1	3	3	2	4	5	-	25	▲	34
Felonies and Related Matters	2024	98	166	91	157	103	152	89	217	56	-	-	-	1,129	0%	1,129
	2023	106	182	125	129	107	127	82	168	107	134	66	152	1,133	▼	1,485
General Civil - Level 1	2024	3	-	-	2	-	4	-	-	4	-	-	-	13	225%	13
	2023	-	1	1	1	-	1	-	-	-	1	-	-	4	▲	5
General Civil - Level 2	2024	7	8	17	10	15	7	14	15	10	-	-	-	103	18%	103
	2023	10	9	8	9	10	10	9	10	12	8	6	10	87	▲	111
General Civil - Level 3	2024	4	9	7	5	10	11	22	6	8	-	-	-	82	24%	82
	2023	9	3	7	4	6	14	10	8	5	6	5	15	66	▲	92
Miscellaneous Civil	2024	227	246	221	178	165	160	160	204	175	-	-	-	1,736	-10%	1,736
	2023	239	254	296	209	224	185	166	178	183	185	173	160	1,934	▼	2,452
Misdemeanor	2024	30	35	14	33	24	29	16	42	16	-	-	-	239	0%	239
	2023	15	21	24	45	27	34	16	36	21	34	14	31	239	↔	318
Other	2024	29	27	59	54	50	27	28	47	39	-	-	-	360	55%	360
	2023	21	37	33	25	18	19	26	34	19	41	32	27	232	▲	332
Other Criminally Related Matters	2024	9	15	9	10	7	7	11	11	10	-	-	-	89	37%	89
	2023	6	6	7	4	7	12	4	15	4	14	12	8	65	▲	99
Probates/Wills & Trusts - Level 1	2024	1	-	-	-	1	2	1	-	-	-	-	-	5	25%	5
	2023	-	1	-	-	-	2	-	1	-	1	-	1	4	▲	6
Probates/Wills & Trusts - Level 2	2024	3	3	5	7	6	4	7	5	3	-	-	-	43	10%	43
	2023	5	6	2	4	6	4	3	6	3	8	5	3	39	▲	55
Uncontested Divorce	2024	14	15	14	14	25	17	15	13	14	-	-	-	141	-3%	141
	2023	18	13	25	19	9	14	19	14	15	18	11	15	146	▼	190

This report reflects data in the case management system. Numbers will update accordingly as reports are refreshed and posted.

CPSS-CCMS-10.01 CASELOAD STATISTICS OF THE CIRCUIT COURTS

Roanoke

January 2023 -- September 2024 Filings

Alexandria and Fairfax Circuit are not Included in State Totals

Dashboard	Monthly Filings Summary	Jan --- Sep Filings				
<p>Court: Roanoke Circuit Start/End Date: Jan-23 / Sep-24 2023 Average Month: 477 Jan-Sep 2023: 4,399 Filings Trending: ▼</p> <p>Circuit/Court ID: 23 223770 Type of Case: Filings 2024 Average Month: 471 Jan-Sep 2024 : 4,242 Overall AVG. Month: 475</p>	<p>Jan 23 - Sep 24</p>	<table border="1" style="margin: auto;"> <tr> <td style="text-align: center; width: 50px;">4,242</td> <td style="text-align: center; width: 50px;">4,399</td> </tr> <tr> <td style="text-align: center;">2024</td> <td style="text-align: center;">2023</td> </tr> </table>	4,242	4,399	2024	2023
4,242	4,399					
2024	2023					

Filings by Division																
Divisions		Jan	Feb	Mar	Apr	May	Jun	Jul	Aug	Sep	Oct	Nov	Dec	Thru Sep	% Change	Total
Total	2024	454	564	477	491	469	404	461	504	418	-	-	-	4,242	-4%	4,242
	2023	496	487	526	463	534	420	467	549	457	428	472	427	4,399	▼	5,726
Civil	2024	90	119	83	117	117	89	111	107	93	-	-	-	926	-9%	926
	2023	94	98	118	104	104	108	112	163	113	88	81	113	1,014	▼	1,296
Criminal	2024	163	214	163	183	155	121	129	164	159	-	-	-	1,451	-7%	1,451
	2023	186	192	199	147	187	130	168	187	156	162	183	153	1,552	▼	2,050
Concealed Handgun Permits	2024	69	102	117	81	70	75	79	113	73	-	-	-	779	-10%	779
	2023	106	95	121	106	118	99	69	78	75	74	85	53	867	▼	1,079
Miscellaneous/ Other	2024	132	129	113	109	127	119	141	120	92	-	-	-	1,082	12%	1,082
	2023	110	101	88	105	125	83	118	121	113	103	123	108	964	▲	1,298
Others	2024	-	-	1	1	-	-	1	-	1	-	-	-	4	100%	4
	2023	-	1	-	1	-	-	-	-	-	1	-	-	2	▲	3

Filings by Case Category																
Case Categories		Jan	Feb	Mar	Apr	May	Jun	Jul	Aug	Sep	Oct	Nov	Dec	Thru Sep	% Change	Total
Administrative Law	2024	1	-	1	-	-	-	-	-	-	-	-	-	2	-33%	2
	2023	-	1	1	-	-	-	-	-	1	-	-	-	3	▼	3
Capital Murder	2024	-	-	-	-	-	-	-	-	-	-	-	-	0	-100%	0
	2023	3	-	-	-	-	-	-	-	-	-	-	-	3	▼	3
Contested Divorce	2024	8	2	6	16	11	7	9	16	12	-	-	-	87	1%	87
	2023	9	7	8	16	10	7	7	12	10	4	14	8	86	▲	112
Domestic and Family - Level 1	2024	20	37	21	25	21	33	32	21	18	-	-	-	228	-33%	228
	2023	29	25	22	20	25	42	62	68	45	33	14	39	338	▼	424
Domestic and Family - Level 2	2024	10	7	6	6	8	4	2	5	6	-	-	-	54	46%	54
	2023	3	8	8	2	1	1	2	6	6	2	4	2	37	▲	45
Felonies and Related Matters	2024	110	168	131	135	116	94	87	112	133	-	-	-	1,086	-6%	1,086
	2023	136	142	152	109	139	87	133	141	121	132	137	113	1,160	▼	1,542
General Civil - Level 1	2024	2	4	2	1	1	1	1	2	3	-	-	-	17	-41%	17
	2023	-	2	6	7	5	3	3	2	1	-	-	-	29	▼	29
General Civil - Level 2	2024	24	24	11	27	33	19	26	20	15	-	-	-	199	41%	199
	2023	12	17	20	11	13	17	12	29	10	17	16	15	141	▲	189
General Civil - Level 3	2024	8	16	6	8	10	5	15	11	13	-	-	-	92	-9%	92
	2023	4	7	22	12	11	9	17	13	6	5	10	9	101	▼	125
Miscellaneous Civil	2024	122	142	158	125	124	124	131	171	108	-	-	-	1,205	-7%	1,205
	2023	152	142	159	151	187	132	122	142	107	110	137	85	1,294	▼	1,626
Misdemeanor	2024	32	34	18	28	20	12	18	35	17	-	-	-	214	-8%	214
	2023	25	38	27	18	28	27	22	24	23	18	21	42	232	▼	313
Other	2024	73	87	72	67	71	74	88	66	58	-	-	-	656	21%	656
	2023	68	56	52	61	60	47	61	55	83	68	68	71	543	▲	750
Other Criminally Related Matters	2024	22	20	15	21	19	15	25	19	10	-	-	-	166	3%	166
	2023	22	13	21	22	20	16	13	22	12	15	25	13	161	▲	214
Probates/Wills & Trusts - Level 1	2024	-	2	1	-	1	2	1	-	-	-	-	-	7	75%	7
	2023	-	-	2	-	-	1	-	1	-	-	-	-	4	▲	4
Probates/Wills & Trusts - Level 2	2024	2	2	5	6	6	3	3	6	1	-	-	-	34	-21%	34
	2023	3	11	3	5	8	6	2	2	3	3	3	6	43	▼	55
Protective Orders	2024	-	-	-	1	-	-	-	-	-	-	-	-	1	1	1
	2023	-	-	-	-	-	-	-	-	-	-	-	-	0	↔	0
Uncontested Divorce	2024	20	19	24	25	28	11	23	20	24	-	-	-	194	-13%	194
	2023	30	18	23	29	27	25	11	32	29	21	23	24	224	▼	292

This report reflects data in the case management system. Numbers will update accordingly as reports are refreshed and posted.

Dashboard		Monthly Filings Summary		Jan --- Sep Filings					
<p>Court: Salem Circuit Start/End Date: Jan-23 / Sep-24 2023 Average Month: 107 Jan-Sep 2023: 972 Filings Trending: ▲</p>	<p>Circuit/Court ID: 23 223775 Type of Case: Filings 2024 Average Month: 112 Jan-Sep 2024 : 1,004 Overall AVG. Month: 109</p>			<table border="1" style="margin: auto;"> <tr> <td style="text-align: center; width: 50px;">1,004</td> <td style="text-align: center; width: 50px;">972</td> </tr> <tr> <td style="text-align: center;">2024</td> <td style="text-align: center;">2023</td> </tr> </table>		1,004	972	2024	2023
1,004	972								
2024	2023								

Filings by Division																
Divisions		Jan	Feb	Mar	Apr	May	Jun	Jul	Aug	Sep	Oct	Nov	Dec	Thru Sep	% Change	Total
Total	2024	87	102	117	122	160	56	128	117	115	-	-	-	1,004	3%	1,004
	2023	126	118	119	88	91	125	91	120	94	87	125	102	972	▲	1,286
Civil	2024	18	18	15	17	26	10	21	25	20	-	-	-	170	36%	170
	2023	13	19	9	10	15	14	12	17	16	18	14	13	125	▲	170
Criminal	2024	28	47	46	62	98	20	65	38	52	-	-	-	456	-3%	456
	2023	61	50	57	43	33	63	52	62	48	25	71	55	469	▼	620
Concealed Handgun Permits	2024	35	33	46	30	28	18	31	39	28	-	-	-	288	-2%	288
	2023	46	39	37	26	33	37	22	31	24	36	30	28	295	▼	389
Miscellaneous/ Other	2024	6	4	10	13	8	8	11	15	15	-	-	-	90	10%	90
	2023	6	10	15	9	10	11	5	10	6	8	10	6	82	▲	106
Others	2024	-	-	-	-	-	-	-	-	-	-	-	-	0	-100%	0
	2023	-	-	1	-	-	-	-	-	-	-	-	-	1	▼	1

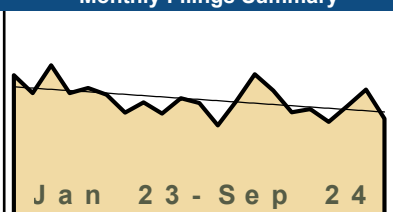
Filings by Case Category																
Case Categories		Jan	Feb	Mar	Apr	May	Jun	Jul	Aug	Sep	Oct	Nov	Dec	Thru Sep	% Change	Total
Administrative Law	2024	-	-	-	-	-	-	-	1	-	-	-	-	1	1	1
	2023	-	-	-	-	-	-	-	-	-	-	-	-	0	↔	0
Contested Divorce	2024	-	3	-	1	2	-	3	1	4	-	-	-	14	0%	14
	2023	-	-	2	-	3	2	1	3	3	2	3	-	14	↔	19
Domestic and Family - Level 1	2024	1	2	2	8	7	1	-	3	1	-	-	-	25	-22%	25
	2023	3	11	-	4	2	3	2	4	3	3	1	3	32	▼	39
Domestic and Family - Level 2	2024	2	-	-	-	1	1	4	1	1	-	-	-	10	11%	10
	2023	-	2	-	1	1	3	1	1	-	1	1	-	9	▲	11
Felonies and Related Matters	2024	21	36	32	40	91	10	56	33	42	-	-	-	361	-5%	361
	2023	41	38	53	37	23	56	32	55	45	26	49	43	380	▼	498
General Civil - Level 1	2024	-	1	-	-	-	-	-	-	-	-	-	-	1	-50%	1
	2023	-	-	1	-	1	-	-	-	-	-	-	-	2	▼	2
General Civil - Level 2	2024	9	6	4	5	5	5	8	6	-	-	-	-	48	45%	48
	2023	4	2	9	1	2	5	3	3	4	3	2	1	33	▲	39
General Civil - Level 3	2024	-	1	1	1	2	1	2	5	6	-	-	-	19	217%	19
	2023	1	2	2	-	-	1	-	-	-	-	2	3	6	▲	11
Miscellaneous Civil	2024	41	37	53	41	36	24	40	51	39	-	-	-	362	0%	362
	2023	54	49	41	34	43	45	27	41	28	43	39	32	362	↔	476
Misdemeanor	2024	6	8	9	21	5	8	6	10	10	-	-	-	83	8%	83
	2023	18	8	4	5	9	7	19	4	3	-	22	9	77	▲	108
Other	2024	1	1	-	1	-	-	-	-	-	-	-	-	3	50%	3
	2023	-	-	2	-	-	-	-	-	-	-	1	-	2	▲	3
Other Criminally Related Matters	2024	3	3	5	1	2	2	3	-	2	-	-	-	21	62%	21
	2023	2	4	-	2	1	-	1	3	-	1	-	4	13	▲	18
Probates/Wills & Trusts - Level 1	2024	-	-	1	-	1	-	-	-	-	-	-	-	2	0%	2
	2023	-	-	1	1	-	-	-	-	-	-	-	-	2	↔	2
Probates/Wills & Trusts - Level 2	2024	1	-	3	-	3	3	2	-	1	-	-	-	13	18%	13
	2023	-	-	1	3	2	1	-	2	2	3	2	2	11	▲	18
Uncontested Divorce	2024	2	4	7	3	5	1	4	6	9	-	-	-	41	41%	41
	2023	3	2	3	-	4	2	5	4	6	4	4	5	29	▲	42

Dashboard		Monthly Filings Summary		Jan --- Sep Filings					
<p>Court: Amherst Circuit Start/End Date: Jan-23 / Sep-24 2023 Average Month: 216 Jan-Sep 2023: 2,012 Filings Trending: ↔</p>	<p>Circuit/Court ID: 24 224009 Type of Case: Filings 2024 Average Month: 221 Jan-Sep 2024 : 1,988 Overall AVG. Month: 218</p>	<p style="text-align: center; font-weight: bold; color: white; background-color: black; padding: 2px;">Jan 23 - Sep 24</p>		<table style="margin: auto;"> <tr> <td style="text-align: center; width: 50px;">1,988</td> <td style="text-align: center; width: 50px;">2,012</td> </tr> <tr> <td style="text-align: center; width: 50px;">2024</td> <td style="text-align: center; width: 50px;">2023</td> </tr> </table>		1,988	2,012	2024	2023
1,988	2,012								
2024	2023								

Filings by Division																
Divisions		Jan	Feb	Mar	Apr	May	Jun	Jul	Aug	Sep	Oct	Nov	Dec	Thru Sep	% Change	Total
Total	2024	228	238	207	234	262	217	183	246	173	-	-	-	1,988	-1%	1,988
	2023	285	202	233	199	228	232	196	208	229	225	153	207	2,012	▼	2,597
Civil	2024	15	23	20	17	31	18	13	15	20	-	-	-	172	-11%	172
	2023	25	9	28	24	30	27	16	16	19	35	7	11	194	▼	247
Criminal	2024	67	87	63	51	81	67	63	92	57	-	-	-	628	3%	628
	2023	91	53	53	59	53	76	75	57	95	66	41	63	612	▲	782
Concealed Handgun Permits	2024	75	81	67	83	74	50	55	60	47	-	-	-	592	-7%	592
	2023	95	82	92	74	72	65	50	55	53	84	66	65	638	▼	853
Miscellaneous/ Other	2024	71	47	57	82	76	82	52	79	49	-	-	-	595	5%	595
	2023	74	57	59	42	73	64	55	80	62	40	39	68	566	▲	713
Others	2024	-	-	-	1	-	-	-	-	-	-	-	-	1	-50%	1
	2023	-	1	1	-	-	-	-	-	-	-	-	-	2	▼	2

Filings by Case Category																
Case Categories		Jan	Feb	Mar	Apr	May	Jun	Jul	Aug	Sep	Oct	Nov	Dec	Thru Sep	% Change	Total
Administrative Law	2024	-	-	-	-	-	-	-	-	-	-	-	-	0	-100%	0
	2023	-	-	-	-	-	1	-	-	1	-	-	-	2	▼	2
Capital Murder	2024	1	1	-	-	1	-	-	-	-	-	-	-	3	200%	3
	2023	-	-	-	-	-	-	1	-	-	-	-	-	1	▲	1
Contested Divorce	2024	-	3	1	2	2	-	-	1	3	-	-	-	12	-8%	12
	2023	2	2	3	1	2	2	-	1	-	1	-	-	13	▼	14
Domestic and Family - Level 1	2024	-	3	5	4	16	-	-	4	2	-	-	-	34	-49%	34
	2023	8	-	14	10	5	15	1	4	10	19	2	2	67	▼	90
Domestic and Family - Level 2	2024	3	1	2	1	-	6	3	2	1	-	-	-	19	36%	19
	2023	2	3	2	3	1	-	2	1	-	1	-	1	14	▲	16
Felonies and Related Matters	2024	55	49	38	30	24	39	47	77	30	-	-	-	389	9%	389
	2023	43	31	32	38	34	49	44	32	54	37	30	44	357	▲	468
General Civil - Level 1	2024	-	-	-	-	-	-	-	-	1	-	-	-	1	1	1
	2023	-	-	-	-	-	-	-	-	-	-	-	-	0	↔	0
General Civil - Level 2	2024	3	2	5	4	6	6	4	3	4	-	-	-	37	9%	37
	2023	4	4	1	2	3	1	9	6	4	3	1	1	34	▲	39
General Civil - Level 3	2024	-	8	5	2	-	1	-	1	1	-	-	-	18	13%	18
	2023	1	-	3	2	3	3	-	2	2	3	2	-	16	▲	21
Miscellaneous Civil	2024	88	90	78	104	84	64	65	73	63	-	-	-	709	-4%	709
	2023	104	93	103	85	87	73	59	67	71	94	76	83	742	▼	995
Misdemeanor	2024	9	25	23	14	10	13	14	13	18	-	-	-	139	-11%	139
	2023	26	17	17	13	20	12	20	12	20	8	9	17	157	▼	191
Other	2024	58	38	45	58	66	67	44	65	33	-	-	-	474	3%	474
	2023	63	47	49	31	58	56	45	68	43	29	29	51	460	▲	569
Other Criminally Related Matters	2024	2	12	2	7	46	15	2	2	9	-	-	-	97	-8%	97
	2023	22	5	4	8	8	15	10	13	21	21	2	2	106	▼	131
Probates/Wills & Trusts - Level 1	2024	-	-	-	-	-	-	-	-	1	-	-	-	1	-67%	1
	2023	-	-	1	-	1	-	-	-	1	1	-	-	3	▼	4
Probates/Wills & Trusts - Level 2	2024	2	1	1	2	1	2	1	1	2	-	-	-	13	63%	13
	2023	3	-	2	1	-	-	1	1	-	1	-	-	8	▲	9
Uncontested Divorce	2024	7	5	2	6	6	4	3	4	5	-	-	-	42	31%	42
	2023	7	-	2	5	6	5	4	1	2	7	2	6	32	▲	47

This report reflects data in the case management system. Numbers will update accordingly as reports are refreshed and posted.

Dashboard		Monthly Filings Summary		Jan --- Sep Filings					
<p>Court: Bedford Circuit Start/End Date: Jan-23 / Sep-24 2023 Average Month: 451 Jan-Sep 2023: 4,197 Filings Trending: ▼</p>	<p>Circuit/Court ID: 24 224019 Type of Case: Filings 2024 Average Month: 430 Jan-Sep 2024 : 3,873 Overall AVG. Month: 442</p>	 <p>Jan 23 - Sep 24</p>		<table border="1" style="margin: auto;"> <tr> <td style="text-align: center; width: 50px;">3,873</td> <td style="text-align: center; width: 50px;">4,197</td> </tr> <tr> <td style="text-align: center;">2024</td> <td style="text-align: center;">2023</td> </tr> </table>		3,873	4,197	2024	2023
3,873	4,197								
2024	2023								

Filings by Division																
Divisions		Jan	Feb	Mar	Apr	May	Jun	Jul	Aug	Sep	Oct	Nov	Dec	Thru Sep	% Change	Total
Total	2024	436	538	476	393	406	357	418	480	369	-	-	-	3,873	-8%	3,873
	2023	535	466	573	466	486	460	392	431	388	447	429	344	4,197	▼	5,417
Civil	2024	47	74	64	66	49	41	55	62	42	-	-	-	500	-9%	500
	2023	42	67	66	62	70	67	50	63	64	78	49	38	551	▼	716
Criminal	2024	89	149	123	86	114	109	101	119	93	-	-	-	983	-11%	983
	2023	119	84	137	136	127	137	107	139	118	88	101	90	1,104	▼	1,383
Concealed Handgun Permits	2024	222	232	215	174	149	146	172	219	184	-	-	-	1,713	-13%	1,713
	2023	325	260	275	211	209	192	172	160	154	219	219	158	1,958	▼	2,554
Miscellaneous/ Other	2024	78	83	73	67	94	61	90	80	50	-	-	-	676	16%	676
	2023	49	55	95	57	79	64	63	69	52	62	60	58	583	▲	763
Others	2024	-	-	1	-	-	-	-	-	-	-	-	-	1	0%	1
	2023	-	-	-	-	1	-	-	-	-	-	-	-	1	↔	1

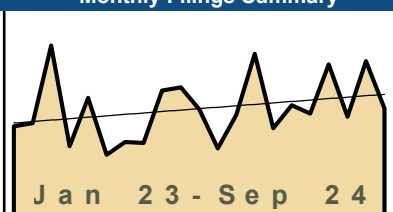
Filings by Case Category																
Case Categories		Jan	Feb	Mar	Apr	May	Jun	Jul	Aug	Sep	Oct	Nov	Dec	Thru Sep	% Change	Total
Administrative Law	2024	-	-	1	-	-	-	-	-	-	-	-	-	1	-50%	1
	2023	-	-	-	-	-	1	1	-	-	-	1	-	2	▼	3
Capital Murder	2024	-	-	-	-	-	-	-	-	-	-	-	-	0	-100%	0
	2023	-	-	-	-	-	-	1	-	-	-	-	-	1	▼	1
Contested Divorce	2024	7	6	8	5	2	5	3	4	2	-	-	-	42	-28%	42
	2023	6	8	9	3	2	11	5	8	6	2	1	2	58	▼	63
Domestic and Family - Level 1	2024	7	19	16	20	22	14	11	18	4	-	-	-	131	36%	131
	2023	9	8	9	12	10	9	11	8	20	21	14	7	96	▲	138
Domestic and Family - Level 2	2024	5	8	8	2	3	2	4	6	4	-	-	-	42	-40%	42
	2023	4	17	5	9	4	7	5	12	7	3	4	3	70	▼	80
Felonies and Related Matters	2024	73	117	74	55	60	83	64	83	61	-	-	-	670	-16%	670
	2023	93	67	106	113	94	66	85	88	83	38	75	55	795	▼	963
General Civil - Level 1	2024	-	-	-	1	-	-	-	1	-	-	-	-	2	-50%	2
	2023	1	1	-	-	1	-	-	-	1	2	-	-	4	▼	6
General Civil - Level 2	2024	11	10	11	15	9	3	9	17	7	-	-	-	92	-15%	92
	2023	9	9	15	16	17	5	12	15	10	23	10	7	108	▼	148
General Civil - Level 3	2024	8	5	2	5	3	5	7	10	4	-	-	-	49	-21%	49
	2023	4	7	7	8	14	10	8	1	3	9	7	10	62	▼	88
Miscellaneous Civil	2024	252	275	250	203	196	179	213	256	212	-	-	-	2,036	-10%	2,036
	2023	356	289	323	240	242	221	209	200	182	250	250	185	2,262	▼	2,947
Misdemeanor	2024	11	20	26	14	39	20	27	13	22	-	-	-	192	26%	192
	2023	13	8	19	5	17	12	21	42	15	24	20	24	152	▲	220
Other	2024	43	43	35	37	41	25	46	37	21	-	-	-	328	29%	328
	2023	15	25	41	25	45	32	23	28	20	27	26	30	254	▲	337
Other Criminally Related Matters	2024	5	12	23	22	15	6	10	23	11	-	-	-	127	-24%	127
	2023	13	9	14	21	21	60	-	9	20	26	6	11	167	▼	210
Probates/Wills & Trusts - Level 1	2024	-	-	-	1	1	-	-	-	-	-	-	-	2	-60%	2
	2023	2	-	-	-	-	-	-	3	-	1	-	-	5	▼	6
Probates/Wills & Trusts - Level 2	2024	1	4	5	3	1	2	2	3	3	-	-	-	24	-48%	24
	2023	2	4	5	2	5	11	4	5	8	4	-	2	46	▼	52
Uncontested Divorce	2024	13	19	17	10	14	13	22	9	18	-	-	-	135	17%	135
	2023	8	14	20	12	14	15	7	12	13	17	15	8	115	▲	155

This report reflects data in the case management system. Numbers will update accordingly as reports are refreshed and posted.

Dashboard		Monthly Filings Summary		Jan --- Sep Filings	
Court: Campbell Circuit	Circuit/Court ID: 24 224031			2,720	2,580
Start/End Date: Jan-23 / Sep-24	Type of Case: Filings				
2023 Average Month: 282	2024 Average Month: 302				
Jan-Sep 2023: 2,580	Jan-Sep 2024 : 2,720				
Filings Trending: ▲	Overall AVG. Month: 291				

Filings by Division																
Divisions		Jan	Feb	Mar	Apr	May	Jun	Jul	Aug	Sep	Oct	Nov	Dec	Thru Sep	% Change	Total
Total	2024	304	320	346	298	338	274	280	275	285	-	-	-	2,720	5%	2,720
	2023	364	329	347	281	300	311	204	227	217	263	265	281	2,580	▲	3,389
Civil	2024	37	41	33	43	38	39	51	47	38	-	-	-	367	6%	367
	2023	29	44	41	38	45	63	31	37	19	27	33	33	347	▲	440
Criminal	2024	87	84	108	77	153	96	94	78	107	-	-	-	884	14%	884
	2023	102	87	102	78	91	137	50	53	78	76	65	90	778	▲	1,009
Concealed Handgun Permits	2024	144	151	154	130	109	106	101	112	100	-	-	-	1,107	-6%	1,107
	2023	192	173	165	134	128	93	92	109	90	124	126	130	1,176	▼	1,556
Miscellaneous/ Other	2024	36	44	51	48	38	29	34	38	40	-	-	-	358	28%	358
	2023	41	25	39	31	36	18	31	28	30	36	41	28	279	▲	384
Others	2024	-	-	-	-	-	4	-	-	-	-	-	-	4	4	4
	2023	-	-	-	-	-	-	-	-	-	-	-	-	0	↔	0

Filings by Case Category																
Case Categories		Jan	Feb	Mar	Apr	May	Jun	Jul	Aug	Sep	Oct	Nov	Dec	Thru Sep	% Change	Total
Administrative Law	2024	-	1	-	-	-	1	-	-	1	-	-	-	3	200%	3
	2023	-	-	-	-	-	-	-	-	1	-	-	-	1	▲	1
Capital Murder	2024	-	-	-	-	-	-	-	-	-	-	-	-	0	-100%	0
	2023	-	-	-	-	-	-	1	-	-	-	-	-	1	▼	1
Contested Divorce	2024	4	7	10	4	5	3	4	6	6	-	-	-	49	36%	49
	2023	2	5	5	3	4	5	6	3	3	-	1	2	36	▲	39
Domestic and Family - Level 1	2024	4	1	2	10	9	7	8	7	6	-	-	-	54	8%	54
	2023	11	6	4	2	9	3	4	8	3	4	2	1	50	▲	57
Domestic and Family - Level 2	2024	1	1	-	2	2	3	-	3	-	-	-	-	12	-43%	12
	2023	1	3	3	1	4	3	2	2	2	-	7	-	21	▼	28
Felonies and Related Matters	2024	34	48	58	49	97	54	57	49	72	-	-	-	518	14%	518
	2023	69	49	60	35	52	91	25	27	46	43	39	48	454	▲	584
General Civil - Level 1	2024	-	-	-	-	-	-	-	-	-	-	-	-	0	-100%	0
	2023	-	-	1	-	3	1	-	-	-	1	-	3	6	▼	9
General Civil - Level 2	2024	5	5	7	9	3	7	8	11	11	-	-	-	66	-14%	66
	2023	6	9	14	9	9	4	9	9	8	9	7	10	77	▼	103
General Civil - Level 3	2024	15	21	11	11	14	13	30	8	10	-	-	-	133	46%	133
	2023	1	6	12	5	11	33	15	8	-	7	3	8	91	▲	109
Miscellaneous Civil	2024	164	170	173	156	130	120	114	126	111	-	-	-	1,264	-4%	1,264
	2023	216	190	179	157	145	100	102	125	107	146	150	142	1,321	▼	1,759
Misdemeanor	2024	49	29	46	24	54	36	32	27	33	-	-	-	330	14%	330
	2023	29	33	39	41	38	41	22	22	25	28	24	41	290	▲	383
Other	2024	11	13	25	21	14	15	14	24	26	-	-	-	163	57%	163
	2023	16	9	19	9	14	10	6	9	12	12	9	11	104	▲	136
Other Criminally Related Matters	2024	4	7	5	4	2	6	5	5	2	-	-	-	40	21%	40
	2023	4	5	3	2	1	5	2	4	7	5	2	2	33	▲	42
Probates/Wills & Trusts - Level 1	2024	-	1	-	-	-	-	1	-	1	-	-	-	3	50%	3
	2023	-	-	-	-	-	1	1	-	-	-	-	-	2	▲	2
Probates/Wills & Trusts - Level 2	2024	2	2	2	1	2	1	3	2	-	-	-	-	15	50%	15
	2023	-	3	1	1	1	1	1	2	-	1	2	2	10	▲	15
Protective Orders	2024	1	-	-	-	-	-	-	-	-	-	-	-	1	1	1
	2023	-	-	-	-	-	-	-	-	-	-	-	-	0	↔	0
Uncontested Divorce	2024	10	14	7	7	6	8	4	7	6	-	-	-	69	-17%	69
	2023	9	11	7	16	9	13	8	8	2	8	19	11	83	▼	121

Dashboard		Monthly Filings Summary		Jan --- Sep Filings	
<p>Court: Nelson Circuit Start/End Date: Jan-23 / Sep-24 2023 Average Month: 93 Jan-Sep 2023: 829 Filings Trending: ▲</p>	<p>Circuit/Court ID: 24 224125 Type of Case: Filings 2024 Average Month: 114 Jan-Sep 2024 : 1,022 Overall AVG. Month: 102</p>	 <p style="text-align: center; font-weight: bold; color: white;">Jan 23 - Sep 24</p>		<div style="display: flex; justify-content: space-around; align-items: center;"> <div style="text-align: center;"> <p style="font-size: 1.2em; font-weight: bold; color: #003366;">1,022</p> <div style="width: 40px; height: 40px; background-color: #f0e68c; margin: 0 auto;"></div> <p style="font-size: 0.8em; font-weight: bold; color: #003366;">2024</p> </div> <div style="text-align: center;"> <p style="font-size: 1.2em; font-weight: bold; color: #003366;">829</p> <div style="width: 40px; height: 40px; background-color: #f0e68c; margin: 0 auto;"></div> <p style="font-size: 0.8em; font-weight: bold; color: #003366;">2023</p> </div> </div>	

Filings by Division																
Divisions		Jan	Feb	Mar	Apr	May	Jun	Jul	Aug	Sep	Oct	Nov	Dec	Thru Sep	% Change	Total
Total	2024	96	154	83	105	97	144	94	147	102	-	-	-	1,022	23%	1,022
	2023	85	88	162	66	112	58	70	69	119	122	101	64	829	▲	1,116
Civil	2024	9	16	7	9	9	13	9	4	8	-	-	-	84	-9%	84
	2023	5	13	12	13	12	18	5	4	10	8	5	5	92	▼	110
Criminal	2024	25	92	31	57	50	103	58	108	57	-	-	-	581	43%	581
	2023	26	41	98	29	60	12	34	33	72	78	56	20	405	▲	559
Concealed Handgun Permits	2024	40	36	40	30	28	20	21	22	27	-	-	-	264	3%	264
	2023	47	30	38	18	34	17	22	25	26	29	31	32	257	▲	349
Miscellaneous/ Other	2024	22	10	5	9	10	8	6	13	10	-	-	-	93	24%	93
	2023	7	4	14	6	6	11	9	7	11	6	9	6	75	▲	96
Others	2024	-	-	-	-	-	-	-	-	-	-	-	-	0	0	0
	2023	-	-	-	-	-	-	-	-	-	-	1	-	1	0	↔

Filings by Case Category																
Case Categories		Jan	Feb	Mar	Apr	May	Jun	Jul	Aug	Sep	Oct	Nov	Dec	Thru Sep	% Change	Total
Administrative Law	2024	1	-	-	-	-	-	-	1	-	-	-	-	2	100%	2
	2023	1	-	-	-	-	-	-	-	-	1	-	1	1	▲	3
Capital Murder	2024	1	-	-	-	-	-	-	-	-	-	-	-	1	1	1
	2023	-	-	-	-	-	-	-	-	-	-	-	-	0	↔	0
Contested Divorce	2024	-	2	1	3	1	1	-	1	-	-	-	-	9	13%	9
	2023	-	2	2	-	1	1	2	-	-	1	-	-	8	▲	9
Domestic and Family - Level 1	2024	1	1	-	-	1	2	4	-	4	-	-	-	13	-7%	13
	2023	1	2	1	5	2	2	-	-	1	3	1	-	14	▼	18
Domestic and Family - Level 2	2024	1	-	-	-	-	-	-	-	1	-	-	-	2	-33%	2
	2023	-	-	-	1	-	1	-	-	1	-	-	-	3	▼	3
Felonies and Related Matters	2024	15	37	29	43	32	30	27	85	31	-	-	-	329	42%	329
	2023	14	24	65	10	37	10	20	19	32	61	46	10	231	▲	348
General Civil - Level 1	2024	1	-	-	-	-	-	-	-	-	-	-	-	1	-50%	1
	2023	-	-	-	1	-	-	-	-	-	1	-	-	2	▼	2
General Civil - Level 2	2024	4	7	1	3	5	3	3	2	2	-	-	-	30	30%	30
	2023	2	6	1	2	-	7	2	1	2	2	2	1	23	▲	28
General Civil - Level 3	2024	4	5	4	-	-	1	1	1	2	-	-	-	18	6%	18
	2023	2	1	2	2	4	3	1	-	2	-	1	2	17	▲	20
Miscellaneous Civil	2024	53	46	44	39	37	28	27	33	36	-	-	-	343	6%	343
	2023	51	34	52	24	40	28	30	32	34	35	39	38	325	▲	437
Misdemeanor	2024	8	25	2	13	10	66	30	19	22	-	-	-	195	74%	195
	2023	11	16	19	10	21	2	10	8	15	11	4	5	112	▲	132
Other	2024	-	-	-	-	-	1	-	-	-	-	-	-	1	-83%	1
	2023	1	1	1	-	1	1	-	-	1	1	-	1	6	▼	8
Other Criminally Related Matters	2024	1	30	-	1	8	7	1	4	4	-	-	-	56	-13%	56
	2023	1	1	15	9	2	-	5	6	25	6	6	5	64	▼	81
Probates/Wills & Trusts - Level 1	2024	1	-	-	-	-	-	-	-	-	-	-	-	1	0%	1
	2023	-	-	-	1	-	-	-	-	-	-	-	1	1	↔	2
Probates/Wills & Trusts - Level 2	2024	1	-	-	1	1	-	-	-	-	1	-	-	3	0%	3
	2023	-	-	1	1	-	-	-	-	1	1	-	-	3	↔	4
Uncontested Divorce	2024	4	1	2	2	2	5	1	1	-	-	-	-	18	-5%	18
	2023	1	1	3	-	4	3	-	2	5	-	1	1	19	▼	21

CPSS-CCMS-10.01 CASELOAD STATISTICS OF THE CIRCUIT COURTS

Lynchburg

January 2023 -- September 2024 Filings

Alexandria and Fairfax Circuit are not Included in State Totals

Dashboard	Monthly Filings Summary	Jan --- Sep Filings
<p>Court: Lynchburg Circuit Start/End Date: Jan-23 / Sep-24 2023 Average Month: 494 Jan-Sep 2023: 4,543 Filings Trending: ▲</p>	<p>Circuit/Court ID: 24 224680 Type of Case: Filings 2024 Average Month: 557 Jan-Sep 2024 : 5,012 Overall AVG. Month: 521</p>	<div style="text-align: center;"> <p>Jan 23 - Sep 24</p> </div> <div style="text-align: center; margin-top: 10px;"> <p>2024: 5,012 2023: 4,543</p> </div>

Filings by Division																
Divisions	Jan	Feb	Mar	Apr	May	Jun	Jul	Aug	Sep	Oct	Nov	Dec	Thru Sep	% Change	Total	
Total	2024	527	600	571	640	627	544	568	481	454	-	-	-	5,012	10%	5,012
	2023	510	455	673	483	540	401	472	546	463	482	471	435	4,543	▲	5,931
Civil	2024	65	135	103	105	144	109	72	69	63	-	-	-	865	20%	865
	2023	62	66	90	63	135	60	66	108	71	59	67	99	721	▲	946
Criminal	2024	267	243	247	331	240	231	301	222	210	-	-	-	2,292	8%	2,292
	2023	258	185	324	205	207	192	251	262	234	263	213	181	2,118	▲	2,775
Concealed Handgun Permits	2024	83	94	75	83	72	48	64	67	70	-	-	-	656	-15%	656
	2023	82	88	130	103	91	73	73	70	65	70	85	65	775	▼	995
Miscellaneous/Other	2024	111	128	146	120	171	156	131	123	111	-	-	-	1,197	29%	1,197
	2023	108	115	129	111	107	76	81	105	93	89	106	89	925	▲	1,209
Others	2024	1	-	-	1	-	-	-	-	-	-	-	-	2	-50%	2
	2023	-	1	-	1	-	-	1	1	-	1	-	1	4	▼	6

Filings by Case Category																
Case Categories	Jan	Feb	Mar	Apr	May	Jun	Jul	Aug	Sep	Oct	Nov	Dec	Thru Sep	% Change	Total	
Administrative Law	2024	-	-	-	-	1	-	-	-	1	-	-	-	2	100%	2
	2023	-	-	1	-	-	-	-	-	-	1	1	1	1	▲	4
Capital Murder	2024	-	2	-	2	-	-	-	-	-	-	-	-	4	33%	4
	2023	-	-	-	-	-	3	-	-	-	-	-	-	3	▲	3
Contested Divorce	2024	4	8	7	7	6	7	5	3	7	-	-	-	54	-18%	54
	2023	7	7	10	7	11	7	7	6	4	7	9	9	66	▼	91
Domestic and Family - Level 1	2024	2	74	30	32	68	39	24	19	8	-	-	-	296	33%	296
	2023	19	15	35	9	69	12	14	28	21	13	22	47	222	▲	304
Domestic and Family - Level 2	2024	4	4	4	2	2	4	1	12	-	-	-	-	33	-3%	33
	2023	2	2	5	6	4	4	4	4	3	2	4	3	34	▼	43
Felonies and Related Matters	2024	161	116	151	232	125	118	194	132	130	-	-	-	1,359	7%	1,359
	2023	149	93	207	127	113	113	161	165	144	152	124	109	1,272	▲	1,657
General Civil - Level 1	2024	-	3	2	1	3	2	1	1	-	-	-	-	13	8%	13
	2023	2	2	1	1	1	1	2	1	1	1	3	1	12	▲	17
General Civil - Level 2	2024	15	14	21	27	14	18	13	14	24	-	-	-	160	32%	160
	2023	12	14	14	15	14	10	15	18	9	16	11	12	121	▲	160
General Civil - Level 3	2024	13	18	21	14	17	19	8	2	9	-	-	-	121	81%	121
	2023	5	11	8	7	10	11	4	9	2	6	4	6	67	▲	83
Miscellaneous Civil	2024	113	138	128	121	150	86	110	109	105	-	-	-	1,060	-3%	1,060
	2023	114	119	181	132	125	97	109	111	108	105	124	95	1,096	▼	1,420
Misdemeanor	2024	97	95	78	81	115	100	84	74	72	-	-	-	796	17%	796
	2023	95	77	103	54	71	55	64	83	81	98	76	59	683	▲	916
Other	2024	80	81	93	78	92	116	82	81	74	-	-	-	777	31%	777
	2023	75	83	79	81	68	49	43	62	51	52	64	61	591	▲	768
Other Criminally Related Matters	2024	17	31	19	21	17	15	31	17	8	-	-	-	176	-15%	176
	2023	16	15	15	24	29	26	25	29	27	18	15	13	206	▼	252
Probates/Wills & Trusts - Level 1	2024	-	2	-	-	-	-	-	-	-	-	-	-	2	100%	2
	2023	-	-	-	-	-	-	-	-	1	-	-	-	1	▲	2
Probates/Wills & Trusts - Level 2	2024	3	3	2	3	3	2	-	1	-	-	-	-	17	-15%	17
	2023	1	1	2	2	3	1	6	2	2	1	2	1	20	▼	24
Protective Orders	2024	-	-	-	-	-	-	-	-	-	-	-	-	0	-100%	0
	2023	-	-	-	-	-	-	2	-	-	-	-	-	2	▼	2
Uncontested Divorce	2024	18	11	15	19	14	18	15	16	16	-	-	-	142	-3%	142
	2023	13	16	12	18	22	15	13	27	10	10	12	17	146	▼	185

This report reflects data in the case management system. Numbers will update accordingly as reports are refreshed and posted.

CPSS-CCMS-10.01 CASELOAD STATISTICS OF THE CIRCUIT COURTS

Allegheny

January 2023 -- September 2024 Filings

Alexandria and Fairfax Circuit are not Included in State Totals

Dashboard		Monthly Filings Summary		Jan --- Sep Filings	
<p>Court: Allegheny Circuit Start/End Date: Jan-23 / Sep-24 2023 Average Month: 159 Jan-Sep 2023: 1,480 Filings Trending: ▼</p>	<p>Circuit/Court ID: 25 225005 Type of Case: Filings 2024 Average Month: 156 Jan-Sep 2024 : 1,408 Overall AVG. Month: 158</p>	<p>Jan 23 - Sep 24</p>		<div style="display: flex; justify-content: space-around;"> <div style="text-align: center;"> <p>1,408</p> <div style="width: 40px; height: 40px; background-color: #f0e68c; margin: 0 auto;"></div> <p>2024</p> </div> <div style="text-align: center;"> <p>1,480</p> <div style="width: 40px; height: 40px; background-color: #f0e68c; margin: 0 auto;"></div> <p>2023</p> </div> </div>	

Filings by Division																
Divisions		Jan	Feb	Mar	Apr	May	Jun	Jul	Aug	Sep	Oct	Nov	Dec	Thru Sep	% Change	Total
Total	2024	140	129	146	217	124	114	227	163	148	-	-	-	1,408	-5%	1,408
	2023	165	124	177	228	185	160	173	178	90	199	102	122	1,480	▼	1,903
Civil	2024	5	7	10	6	14	17	9	17	18	-	-	-	103	-35%	103
	2023	9	13	26	11	16	34	28	15	6	11	14	12	158	▼	195
Criminal	2024	89	72	78	167	69	78	159	100	80	-	-	-	892	10%	892
	2023	83	52	63	162	117	88	97	101	46	119	44	60	809	▲	1,032
Concealed Handgun Permits	2024	38	37	47	29	33	15	41	32	39	-	-	-	311	-24%	311
	2023	64	47	71	47	42	28	37	44	28	50	35	33	408	▼	526
Miscellaneous/ Other	2024	8	13	11	14	8	4	18	14	11	-	-	-	101	-2%	101
	2023	9	11	16	8	10	10	11	18	10	19	9	17	103	▼	148
Others	2024	-	-	-	1	-	-	-	-	-	-	-	-	1	-50%	1
	2023	-	1	1	-	-	-	-	-	-	-	-	-	2	▼	2

Filings by Case Category																
Case Categories		Jan	Feb	Mar	Apr	May	Jun	Jul	Aug	Sep	Oct	Nov	Dec	Thru Sep	% Change	Total
Administrative Law	2024	-	-	-	-	-	-	1	-	-	-	-	-	1	1	1
	2023	-	-	-	-	-	-	-	-	-	1	-	-	0	↔	1
Capital Murder	2024	-	-	-	1	-	-	-	-	-	-	-	-	1	1	1
	2023	-	-	-	-	-	-	-	-	-	-	-	-	0	↔	0
Contested Divorce	2024	1	-	1	-	4	2	-	1	1	-	-	-	10	-47%	10
	2023	1	-	3	-	3	1	6	4	1	-	1	1	19	▼	21
Domestic and Family - Level 1	2024	-	-	-	-	1	-	2	5	2	-	-	-	10	-44%	10
	2023	1	3	1	1	-	3	7	2	-	-	-	1	18	▼	19
Domestic and Family - Level 2	2024	1	1	1	1	1	-	-	-	-	-	-	-	5	-38%	5
	2023	1	3	1	-	-	-	2	-	1	1	-	-	8	▼	9
Felonies and Related Matters	2024	53	46	50	125	46	54	123	72	49	-	-	-	618	5%	618
	2023	48	27	49	146	81	54	78	71	34	88	31	32	588	▲	739
General Civil - Level 1	2024	-	-	-	-	-	-	-	-	-	-	-	-	0	-100%	0
	2023	-	-	2	1	-	1	1	-	-	-	1	-	5	▼	6
General Civil - Level 2	2024	2	1	4	1	3	2	-	7	3	-	-	-	23	28%	23
	2023	1	2	3	3	3	2	1	1	2	4	-	2	18	▲	24
General Civil - Level 3	2024	1	-	1	-	-	7	1	2	4	-	-	-	16	-52%	16
	2023	1	-	1	-	6	19	4	2	-	2	3	4	33	▼	42
Miscellaneous Civil	2024	44	49	57	41	40	19	59	43	50	-	-	-	402	-20%	402
	2023	72	58	86	54	51	37	46	61	37	63	43	48	502	▼	656
Misdemeanor	2024	33	18	24	38	16	19	29	24	25	-	-	-	226	11%	226
	2023	34	21	11	15	34	34	19	25	10	27	10	27	203	▲	267
Other	2024	1	-	-	1	-	1	-	-	1	-	-	-	4	-43%	4
	2023	-	2	3	1	1	-	-	-	-	-	1	-	7	▼	8
Other Criminally Related Matters	2024	3	8	4	4	7	5	7	4	6	-	-	-	48	153%	48
	2023	1	4	3	1	2	1	-	5	2	4	3	1	19	▲	27
Probates/Wills & Trusts - Level 1	2024	-	-	-	-	1	-	-	-	1	-	-	-	2	2	2
	2023	-	-	-	-	-	-	-	-	-	-	-	-	0	↔	0
Probates/Wills & Trusts - Level 2	2024	-	2	-	1	1	-	2	1	3	-	-	-	10	-17%	10
	2023	1	2	5	1	-	2	-	1	-	-	5	1	12	▼	18
Protective Orders	2024	-	-	-	-	-	1	-	-	-	-	-	-	1	1	1
	2023	-	-	-	-	-	-	-	-	-	-	-	-	0	↔	0
Uncontested Divorce	2024	1	4	4	4	4	4	3	4	3	-	-	-	31	-35%	31
	2023	4	2	9	5	4	6	9	6	3	7	6	5	48	▼	66

This report reflects data in the case management system. Numbers will update accordingly as reports are refreshed and posted.

Dashboard		Monthly Filings Summary		Jan --- Sep Filings	
Court: Augusta Circuit	Circuit/Court ID: 25 225015				
Start/End Date: Jan-23 / Sep-24	Type of Case: Filings				
2023 Average Month: 458	2024 Average Month: 493				
Jan-Sep 2023: 4,176	Jan-Sep 2024 : 4,441				
Filings Trending: ▲	Overall AVG. Month: 473				

Filings by Division																
Divisions		Jan	Feb	Mar	Apr	May	Jun	Jul	Aug	Sep	Oct	Nov	Dec	Thru Sep	% Change	Total
Total	2024	517	554	602	537	417	385	474	486	469	-	-	-	4,441	6%	4,441
	2023	532	534	559	448	472	427	392	417	395	459	437	420	4,176	▲	5,492
Civil	2024	42	56	46	58	50	57	45	42	46	-	-	-	442	6%	442
	2023	52	65	48	39	57	39	36	56	26	57	50	45	418	▲	570
Criminal	2024	196	202	251	190	142	136	222	222	189	-	-	-	1,750	19%	1,750
	2023	170	141	174	173	169	169	136	171	168	181	166	140	1,471	▲	1,958
Concealed Handgun Permits	2024	171	211	236	195	137	121	116	138	166	-	-	-	1,491	-3%	1,491
	2023	219	241	235	170	164	126	132	126	132	139	155	140	1,545	▼	1,979
Miscellaneous/ Other	2024	97	77	63	89	84	64	89	76	60	-	-	-	699	-4%	699
	2023	89	86	100	63	81	91	88	60	69	82	60	91	727	▼	960
Others	2024	11	8	6	5	4	7	2	8	8	-	-	-	59	293%	59
	2023	2	1	2	3	1	2	-	4	-	-	6	4	15	▲	25

Filings by Case Category																
Case Categories		Jan	Feb	Mar	Apr	May	Jun	Jul	Aug	Sep	Oct	Nov	Dec	Thru Sep	% Change	Total
Administrative Law	2024	-	1	-	-	-	-	-	-	-	-	-	-	1	-88%	1
	2023	1	1	1	-	-	-	-	1	4	-	4	-	8	▼	12
Capital Murder	2024	1	-	-	-	-	-	-	-	-	-	-	-	1	1	1
	2023	-	-	-	-	-	-	-	-	-	-	-	-	0	↔	0
Contested Divorce	2024	6	4	6	9	7	4	5	13	3	-	-	-	57	10%	57
	2023	6	9	6	3	6	6	6	8	2	6	2	5	52	▲	65
Domestic and Family - Level 1	2024	6	7	4	9	6	21	6	3	4	-	-	-	66	53%	66
	2023	7	2	1	4	10	5	6	8	-	6	2	14	43	▲	65
Domestic and Family - Level 2	2024	7	5	7	8	12	6	5	4	9	-	-	-	63	-2%	63
	2023	1	37	4	4	6	2	3	5	2	6	6	5	64	▼	81
Felonies and Related Matters	2024	142	145	209	143	109	94	180	148	153	-	-	-	1,323	33%	1,323
	2023	107	100	113	114	136	106	90	119	110	104	129	92	995	▲	1,320
General Civil - Level 1	2024	-	-	-	-	-	-	-	-	-	-	-	-	0	-100%	0
	2023	-	-	2	-	1	-	-	-	-	-	-	-	3	▼	3
General Civil - Level 2	2024	7	8	4	6	8	8	13	4	6	-	-	-	64	10%	64
	2023	5	4	13	7	7	2	6	10	4	8	6	3	58	▲	75
General Civil - Level 3	2024	4	8	7	12	7	3	2	7	8	-	-	-	58	5%	58
	2023	10	5	5	6	8	7	7	3	4	9	20	6	55	▲	90
Miscellaneous Civil	2024	195	246	261	249	162	153	152	169	195	-	-	-	1,782	-5%	1,782
	2023	247	278	285	201	202	167	167	154	168	177	181	164	1,869	▼	2,391
Misdemeanor	2024	49	55	40	44	29	35	35	70	32	-	-	-	389	-9%	389
	2023	60	34	56	50	29	53	43	49	53	73	34	47	427	▼	581
Other	2024	85	49	42	38	58	35	52	45	38	-	-	-	442	10%	442
	2023	60	49	49	32	42	52	51	35	31	40	39	71	401	▲	551
Other Criminally Related Matters	2024	5	3	3	3	4	10	7	4	4	-	-	-	43	-17%	43
	2023	4	7	5	9	4	10	4	4	5	6	3	1	52	▼	62
Probates/Wills & Trusts - Level 1	2024	-	-	-	1	-	2	-	-	-	-	-	-	3	200%	3
	2023	-	-	-	-	-	-	-	-	1	-	-	1	1	▲	2
Probates/Wills & Trusts - Level 2	2024	-	5	2	2	1	2	4	5	4	-	-	-	25	-14%	25
	2023	6	1	4	1	6	1	2	5	3	4	3	4	29	▼	40
Uncontested Divorce	2024	10	18	17	13	14	12	13	14	13	-	-	-	124	4%	124
	2023	18	7	15	17	15	16	7	16	8	20	8	7	119	▲	154

Dashboard		Monthly Filings Summary		Jan --- Sep Filings					
<p>Court: Bath Circuit Start/End Date: Jan-23 / Sep-24 2023 Average Month: 30 Jan-Sep 2023: 284 Filings Trending: ▼</p>	<p>Circuit/Court ID: 25 225017 Type of Case: Filings 2024 Average Month:30 Jan-Sep 2024 : 268 Overall AVG. Month: 30</p>			<table border="1" style="margin: auto;"> <tr> <td style="text-align: center; width: 50px;">268</td> <td style="text-align: center; width: 50px;">284</td> </tr> <tr> <td style="text-align: center;">2024</td> <td style="text-align: center;">2023</td> </tr> </table>		268	284	2024	2023
268	284								
2024	2023								

Filings by Division																
Divisions		Jan	Feb	Mar	Apr	May	Jun	Jul	Aug	Sep	Oct	Nov	Dec	Thru Sep	% Change	Total
Total	2024	28	17	11	28	19	36	25	17	87	-	-	-	268	-6%	268
	2023	50	23	29	41	21	19	40	32	29	17	22	34	284	▼	357
Civil	2024	1	2	-	4	1	2	1	1	3	-	-	-	15	7%	15
	2023	1	-	2	3	2	3	-	2	1	1	-	6	14	▲	21
Criminal	2024	19	4	1	8	1	26	16	5	65	-	-	-	145	63%	145
	2023	27	7	1	20	1	-	9	9	15	4	3	6	89	▲	102
Concealed Handgun Permits	2024	7	10	8	13	15	8	7	11	18	-	-	-	97	-35%	97
	2023	19	16	23	13	12	12	28	17	10	12	18	18	150	▼	198
Miscellaneous/ Other	2024	1	1	2	3	2	-	1	-	1	-	-	-	11	-65%	11
	2023	3	-	3	5	6	4	3	4	3	-	1	4	31	▼	36

Filings by Case Category																
Case Categories		Jan	Feb	Mar	Apr	May	Jun	Jul	Aug	Sep	Oct	Nov	Dec	Thru Sep	% Change	Total
Contested Divorce	2024	-	1	-	1	-	-	-	-	-	-	-	-	2	-33%	2
	2023	-	-	-	-	1	1	-	-	1	-	-	1	3	▼	4
Domestic and Family - Level 1	2024	-	1	-	-	-	1	-	-	2	-	-	-	4	100%	4
	2023	-	-	2	-	-	-	-	-	-	-	-	-	2	▲	2
Domestic and Family - Level 2	2024	-	-	-	-	-	-	-	-	-	-	-	-	0	-100%	0
	2023	-	-	-	-	-	1	-	-	-	-	-	-	1	▼	1
Felonies and Related Matters	2024	15	3	1	8	-	23	13	3	61	-	-	-	127	76%	127
	2023	25	5	1	20	1	-	3	4	13	2	2	5	72	▲	81
General Civil - Level 1	2024	-	1	-	1	-	-	-	-	-	-	-	-	2	100%	2
	2023	1	-	-	-	-	-	-	-	-	-	-	-	1	▲	1
General Civil - Level 2	2024	1	-	-	-	-	-	1	-	-	-	-	-	2	-82%	2
	2023	1	-	2	2	-	2	1	2	1	1	-	1	11	▼	13
General Civil - Level 3	2024	-	-	1	1	-	-	1	-	-	-	-	-	3	-25%	3
	2023	-	-	-	-	1	1	1	1	-	-	-	3	4	▼	7
Miscellaneous Civil	2024	7	10	9	14	17	8	7	11	19	-	-	-	102	-39%	102
	2023	21	16	24	16	16	14	29	19	12	12	19	21	167	▼	219
Misdemeanor	2024	3	1	-	-	1	3	2	1	4	-	-	-	15	25%	15
	2023	1	2	-	-	-	-	4	3	2	2	1	1	12	▲	16
Other	2024	-	-	-	-	-	-	-	-	-	-	-	-	0	0	0
	2023	-	-	-	-	-	-	-	-	-	-	-	1	0	↔	1
Other Criminally Related Matters	2024	1	-	-	-	-	-	1	1	-	-	-	-	3	-40%	3
	2023	1	-	-	-	-	-	-	2	2	-	-	-	5	▼	5
Probates/Wills & Trusts - Level 2	2024	-	-	-	2	-	-	-	-	-	-	-	-	2	-33%	2
	2023	-	-	-	2	-	-	-	-	1	-	-	-	3	▼	3
Uncontested Divorce	2024	1	-	-	1	1	1	-	1	1	-	-	-	6	100%	6
	2023	-	-	-	1	2	-	-	-	-	-	-	1	3	▲	4

Dashboard	Monthly Filings Summary	Jan --- Sep Filings
<p>Court: Botetourt Circuit Start/End Date: Jan-23 / Sep-24 2023 Average Month: 213 Jan-Sep 2023: 1,931 Filings Trending: ▼</p> <p>Circuit/Court ID: 25 225023 Type of Case: Filings 2024 Average Month: 184 Jan-Sep 2024 : 1,653 Overall AVG. Month: 200</p>	<p>Jan 23 - Sep 24</p>	<p>2024: 1,653 2023: 1,931</p>

Filings by Division																
Divisions		Jan	Feb	Mar	Apr	May	Jun	Jul	Aug	Sep	Oct	Nov	Dec	Thru Sep	% Change	Total
Total	2024	184	161	236	148	171	195	173	218	167	-	-	-	1,653	-14%	1,653
	2023	198	190	347	205	205	175	157	255	199	244	192	184	1,931	▼	2,551
Civil	2024	18	22	21	24	17	15	22	13	30	-	-	-	182	11%	182
	2023	18	14	16	19	21	15	18	25	18	23	18	18	164	▲	223
Criminal	2024	54	45	114	41	83	100	43	116	38	-	-	-	634	-22%	634
	2023	63	48	207	68	89	68	60	114	94	102	81	72	811	▼	1,066
Concealed Handgun Permits	2024	93	76	81	67	51	61	82	68	80	-	-	-	659	-10%	659
	2023	91	89	92	89	83	72	70	81	68	97	75	68	735	▼	975
Miscellaneous/Other	2024	19	17	20	16	20	18	26	21	19	-	-	-	176	-20%	176
	2023	26	39	32	29	12	20	9	34	19	22	18	26	220	▼	286
Others	2024	-	1	-	-	-	1	-	-	-	-	-	-	2	100%	2
	2023	-	-	-	-	-	-	-	1	-	-	-	-	1	▲	1

Filings by Case Category																
Case Categories		Jan	Feb	Mar	Apr	May	Jun	Jul	Aug	Sep	Oct	Nov	Dec	Thru Sep	% Change	Total
Administrative Law	2024	-	-	-	-	-	-	-	-	-	-	-	-	0	-100%	0
	2023	-	-	1	-	-	-	-	-	1	-	-	-	2	▼	2
Capital Murder	2024	-	-	-	-	-	-	-	-	-	-	-	-	0	-100%	0
	2023	-	-	1	-	-	-	-	-	1	-	-	-	2	▼	2
Contested Divorce	2024	5	3	2	6	3	1	-	5	4	-	-	-	29	123%	29
	2023	1	2	3	1	2	2	1	1	-	1	2	1	13	▲	17
Domestic and Family - Level 1	2024	3	2	2	6	2	1	4	-	2	-	-	-	22	-31%	22
	2023	1	5	2	5	6	3	-	10	-	14	6	7	32	▼	59
Domestic and Family - Level 2	2024	-	-	1	-	-	-	2	1	-	-	-	-	4	-50%	4
	2023	1	-	1	1	1	1	1	-	2	1	-	1	8	▼	10
Felonies and Related Matters	2024	40	28	93	24	57	80	32	77	31	-	-	-	462	-26%	462
	2023	50	34	183	59	55	47	36	95	67	73	55	58	626	▼	812
General Civil - Level 1	2024	2	-	-	-	-	-	-	-	-	-	-	-	2	2	2
	2023	-	-	-	-	-	-	-	-	-	-	-	-	0	↔	0
General Civil - Level 2	2024	3	4	7	2	7	2	5	1	7	-	-	-	38	0%	38
	2023	2	3	4	3	6	4	5	5	6	3	2	2	38	↔	45
General Civil - Level 3	2024	1	5	3	1	1	1	1	1	5	-	-	-	19	58%	19
	2023	5	-	1	-	-	-	-	2	4	1	4	6	12	▲	23
Miscellaneous Civil	2024	101	86	90	75	62	72	93	83	93	-	-	-	755	-11%	755
	2023	99	113	106	110	87	82	75	95	77	106	87	83	844	▼	1,120
Misdemeanor	2024	9	16	20	11	23	21	5	36	5	-	-	-	146	13%	146
	2023	11	7	16	5	29	17	13	11	20	22	22	12	129	▲	185
Other	2024	10	8	10	9	8	8	15	6	6	-	-	-	80	-25%	80
	2023	16	14	16	8	9	10	4	20	10	11	6	8	107	▼	132
Other Criminally Related Matters	2024	5	1	1	6	3	1	6	3	2	-	-	-	28	-48%	28
	2023	2	7	7	4	5	4	11	8	6	7	4	2	54	▼	67
Probates/Wills & Trusts - Level 1	2024	-	-	-	-	-	-	-	1	1	-	-	-	2	0%	2
	2023	1	-	-	1	-	-	-	-	-	-	-	-	2	↔	2
Probates/Wills & Trusts - Level 2	2024	2	2	1	-	-	-	2	2	1	-	-	-	10	43%	10
	2023	2	-	2	-	-	-	2	1	-	1	-	2	7	▲	10
Uncontested Divorce	2024	3	6	6	8	5	8	8	2	10	-	-	-	56	2%	56
	2023	7	5	6	6	5	5	9	7	5	4	4	2	55	▲	65

This report reflects data in the case management system. Numbers will update accordingly as reports are refreshed and posted.

Dashboard		Monthly Filings Summary		Jan --- Sep Filings					
<p>Court: Craig Circuit Start/End Date: Jan-23 / Sep-24 2023 Average Month: 33 Jan-Sep 2023: 302 Filings Trending: ▼</p>	<p>Circuit/Court ID: 25 225045 Type of Case: Filings 2024 Average Month: 33 Jan-Sep 2024 : 294 Overall AVG. Month: 33</p>	<p style="text-align: center; font-weight: bold; color: white;">Jan 23 - Sep 24</p>		<table style="margin: auto;"> <tr> <td style="text-align: center; width: 50px;">294</td> <td style="text-align: center; width: 50px;">302</td> </tr> <tr> <td style="text-align: center; width: 50px;">2024</td> <td style="text-align: center; width: 50px;">2023</td> </tr> </table>		294	302	2024	2023
294	302								
2024	2023								

Filings by Division																
Divisions		Jan	Feb	Mar	Apr	May	Jun	Jul	Aug	Sep	Oct	Nov	Dec	Thru Sep	% Change	Total
Total	2024	29	33	30	62	35	32	27	22	24	-	-	-	294	-3%	294
	2023	38	35	54	24	18	37	23	35	38	33	42	21	302	▼	398
Civil	2024	1	1	3	10	4	3	4	1	1	-	-	-	28	-24%	28
	2023	2	1	17	3	3	1	3	6	1	4	2	3	37	▼	46
Criminal	2024	1	7	5	16	7	9	8	-	6	-	-	-	59	9%	59
	2023	14	-	1	6	-	10	-	9	14	2	16	-	54	▲	72
Concealed Handgun Permits	2024	24	23	16	32	20	13	12	16	16	-	-	-	172	-6%	172
	2023	17	32	31	12	12	23	17	18	21	25	22	16	183	▼	246
Miscellaneous/ Other	2024	3	2	6	4	4	7	3	5	1	-	-	-	35	25%	35
	2023	5	2	5	3	3	3	3	2	2	2	2	2	28	▲	34

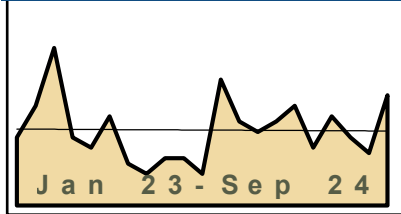
Filings by Case Category																
Case Categories		Jan	Feb	Mar	Apr	May	Jun	Jul	Aug	Sep	Oct	Nov	Dec	Thru Sep	% Change	Total
Contested Divorce	2024	-	-	-	-	-	-	-	-	-	-	-	-	0	-100%	0
	2023	-	-	-	1	1	-	-	-	-	1	-	2	2	2	▼
Domestic and Family - Level 1	2024	-	-	-	8	1	-	-	-	1	-	-	-	10	-52%	10
	2023	1	-	16	-	-	-	-	4	-	-	-	-	21	▼	21
Domestic and Family - Level 2	2024	-	-	-	-	-	-	-	-	-	-	-	-	0	-100%	0
	2023	-	1	-	-	-	-	-	1	-	1	-	-	2	2	▼
Felonies and Related Matters	2024	1	7	4	13	5	9	3	-	5	-	-	-	47	31%	47
	2023	4	-	-	5	-	10	-	7	10	2	10	-	36	▲	48
General Civil - Level 1	2024	-	-	-	-	-	-	-	-	-	-	-	-	0	-100%	0
	2023	-	-	-	-	-	-	1	-	-	-	-	-	1	1	▼
General Civil - Level 2	2024	-	1	-	1	1	-	-	1	-	-	-	-	4	300%	4
	2023	-	-	-	-	-	-	1	-	-	2	1	-	1	1	▲
General Civil - Level 3	2024	-	-	1	1	-	1	2	-	-	-	-	-	5	67%	5
	2023	-	-	1	-	1	-	1	1	-	-	-	-	3	3	▲
Miscellaneous Civil	2024	27	25	22	36	24	20	15	21	17	-	-	-	207	-1%	207
	2023	22	34	36	15	15	26	20	20	22	27	24	18	210	▼	279
Misdemeanor	2024	-	-	1	3	2	-	4	-	1	-	-	-	11	-35%	11
	2023	10	-	-	1	-	-	-	2	4	-	6	-	17	▼	23
Other	2024	-	-	-	-	-	-	-	-	-	-	-	-	0	-100%	0
	2023	-	-	-	-	-	-	-	-	1	-	-	-	1	1	▼
Other Criminally Related Matters	2024	-	-	-	-	-	-	1	-	-	-	-	-	1	0%	1
	2023	-	-	1	-	-	-	-	-	-	-	-	-	1	1	↔
Probates/Wills & Trusts - Level 1	2024	-	-	-	-	-	-	-	-	-	-	-	-	0	-100%	0
	2023	-	-	-	-	-	-	-	-	1	-	-	-	1	1	▼
Probates/Wills & Trusts - Level 2	2024	-	-	-	-	-	1	-	-	-	-	-	-	1	1	1
	2023	-	-	-	-	-	-	-	-	-	-	-	-	0	0	↔
Uncontested Divorce	2024	1	-	2	-	2	1	2	-	-	-	-	-	8	33%	8
	2023	1	-	-	2	1	1	1	1	-	-	-	1	6	6	▲

Dashboard

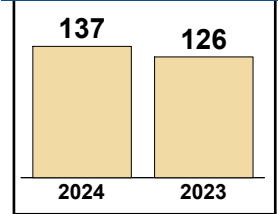
Court: Highland Circuit
 Start/End Date: Jan-23 / Sep-24
 2023 Average Month: 14
 Jan-Sep 2023: 126
 Filings Trending: ▲

Circuit/Court ID: 25 225091
 Type of Case: Filings
 2024 Average Month: 15
 Jan-Sep 2024 : 137
 Overall AVG. Month: 14

Monthly Filings Summary



Jan --- Sep Filings


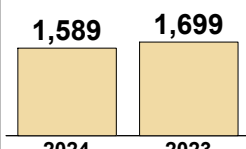


Filings by Division

Divisions		Jan	Feb	Mar	Apr	May	Jun	Jul	Aug	Sep	Oct	Nov	Dec	Thru Sep	% Change	Total
Total	2024	16	14	16	19	11	17	13	10	21	-	-	-	137	9%	137
	2023	13	19	30	13	11	17	8	6	9	9	6	24	126	▲	165
Civil	2024	2	2	3	3	1	2	-	1	1	-	-	-	15	0%	15
	2023	2	3	4	1	1	1	1	-	2	1	-	-	15	↔	16
Criminal	2024	4	1	4	2	-	8	2	-	3	-	-	-	24	-14%	24
	2023	2	-	8	1	3	11	1	-	2	3	2	19	28	▼	52
Concealed Handgun Permits	2024	9	8	6	11	10	7	10	7	15	-	-	-	83	6%	83
	2023	9	15	18	10	7	5	5	6	3	5	3	4	78	▲	90
Miscellaneous/ Other	2024	1	3	3	3	-	-	1	2	2	-	-	-	15	200%	15
	2023	-	1	-	1	-	-	1	-	2	-	1	1	5	▲	7

Filings by Case Category

Case Categories		Jan	Feb	Mar	Apr	May	Jun	Jul	Aug	Sep	Oct	Nov	Dec	Thru Sep	% Change	Total
Administrative Law	2024	-	-	-	-	-	1	-	-	-	-	-	-	1	1	1
	2023	-	-	-	-	-	-	-	-	-	-	-	-	0	↔	0
Contested Divorce	2024	1	-	-	-	-	-	-	-	-	-	-	-	1	-67%	1
	2023	-	-	1	-	1	-	1	-	-	-	-	-	3	▼	3
Domestic and Family - Level 1	2024	-	-	-	-	-	-	-	-	-	-	-	-	0	-100%	0
	2023	-	-	1	-	-	-	-	-	-	-	-	-	1	▼	1
Domestic and Family - Level 2	2024	-	-	-	-	-	-	-	-	-	-	-	-	0	-100%	0
	2023	1	-	-	-	-	-	-	-	-	-	-	-	1	▼	1
Felonies and Related Matters	2024	1	-	3	1	-	5	2	-	2	-	-	-	14	-22%	14
	2023	2	-	4	1	1	7	1	-	2	-	2	18	18	▼	38
General Civil - Level 1	2024	-	-	-	-	-	-	-	-	-	-	-	-	0	-100%	0
	2023	-	-	1	-	-	-	-	-	-	-	-	-	1	▼	1
General Civil - Level 2	2024	-	2	1	2	-	-	-	-	-	-	-	-	5	67%	5
	2023	-	1	1	-	-	-	-	-	1	-	-	-	3	▲	3
General Civil - Level 3	2024	-	-	1	-	-	1	-	-	1	-	-	-	3	50%	3
	2023	-	1	-	-	-	-	-	-	1	-	-	-	2	▲	2
Miscellaneous Civil	2024	10	11	9	14	10	7	11	9	17	-	-	-	98	18%	98
	2023	9	16	18	11	7	5	6	6	5	5	4	5	83	▲	97
Misdemeanor	2024	3	1	1	1	-	3	-	-	1	-	-	-	10	25%	10
	2023	-	-	2	-	2	4	-	-	-	1	-	1	8	▲	10
Other	2024	-	-	-	-	1	-	-	-	-	-	-	-	1	1	1
	2023	-	-	-	-	-	-	-	-	-	-	-	-	0	↔	0
Other Criminally Related Matters	2024	-	-	-	-	-	-	-	-	-	-	-	-	0	-100%	0
	2023	-	-	2	-	-	-	-	-	-	2	-	-	2	▼	4
Probates/Wills & Trusts - Level 2	2024	1	-	-	1	-	-	-	-	-	-	-	-	2	100%	2
	2023	-	-	-	-	-	1	-	-	-	-	-	-	1	▲	1
Uncontested Divorce	2024	-	-	1	-	-	-	-	1	-	-	-	-	2	-33%	2
	2023	1	1	-	1	-	-	-	-	-	1	-	-	3	▼	4

Dashboard		Monthly Filings Summary		Jan --- Sep Filings	
Court: Rockbridge Circuit	Circuit/Court ID: 25 225163				
Start/End Date: Jan-23 / Sep-24	Type of Case: Filings				
2023 Average Month: 187	2024 Average Month: 177				
Jan-Sep 2023: 1,699	Jan-Sep 2024 : 1,589				
Filings Trending: ▼	Overall AVG. Month: 183				

Filings by Division																
Divisions		Jan	Feb	Mar	Apr	May	Jun	Jul	Aug	Sep	Oct	Nov	Dec	Thru Sep	% Change	Total
Total	2024	201	178	203	170	163	144	199	153	178	-	-	-	1,589	-6%	1,589
	2023	190	364	181	130	139	141	191	142	221	198	230	122	1,699	▼	2,249
Civil	2024	14	17	24	23	20	11	24	18	16	-	-	-	167	-15%	167
	2023	10	21	34	19	22	18	27	19	26	18	18	14	196	▼	246
Criminal	2024	117	95	102	82	100	72	109	78	114	-	-	-	869	-10%	869
	2023	116	264	50	56	57	75	122	71	156	123	149	59	967	▼	1,298
Concealed Handgun Permits	2024	60	56	66	52	37	57	52	46	41	-	-	-	467	5%	467
	2023	50	67	82	45	49	39	39	45	28	43	54	39	444	▲	580
Miscellaneous/Other	2024	10	10	11	13	6	4	14	9	7	-	-	-	84	-9%	84
	2023	14	12	15	10	11	9	3	7	11	14	9	10	92	▼	125
Others	2024	-	-	-	-	-	-	-	2	-	-	-	-	2	2	2
	2023	-	-	-	-	-	-	-	-	-	-	-	-	0	↔	0

Filings by Case Category																
Case Categories		Jan	Feb	Mar	Apr	May	Jun	Jul	Aug	Sep	Oct	Nov	Dec	Thru Sep	% Change	Total
Administrative Law	2024	-	-	-	1	-	-	-	-	1	-	-	-	2	-67%	2
	2023	-	-	-	1	1	-	-	3	1	1	-	-	6	▼	7
Contested Divorce	2024	-	1	4	1	-	1	2	4	1	-	-	-	14	-26%	14
	2023	2	1	6	3	2	1	3	-	1	3	1	1	19	▼	24
Domestic and Family - Level 1	2024	1	1	2	2	1	-	7	1	4	-	-	-	19	-5%	19
	2023	-	6	2	1	2	-	4	-	5	8	-	5	20	▼	33
Domestic and Family - Level 2	2024	3	4	2	4	2	-	1	1	-	-	-	-	17	-35%	17
	2023	1	3	2	4	3	1	8	2	2	-	6	1	26	▼	33
Felonies and Related Matters	2024	73	71	60	54	66	40	64	60	93	-	-	-	581	-9%	581
	2023	73	213	20	28	37	46	85	39	100	85	135	32	641	▼	893
General Civil - Level 2	2024	3	4	5	4	5	2	7	7	5	-	-	-	42	27%	42
	2023	4	2	4	2	2	4	3	4	8	4	8	1	33	▲	46
General Civil - Level 3	2024	2	-	3	6	7	2	5	-	3	-	-	-	28	33%	28
	2023	-	2	4	3	1	4	1	3	3	-	1	2	21	▲	24
Miscellaneous Civil	2024	67	66	77	63	43	61	62	55	45	-	-	-	539	1%	539
	2023	63	77	97	56	62	48	43	51	39	54	61	49	536	▲	700
Misdemeanor	2024	32	23	21	20	30	29	36	14	17	-	-	-	222	-20%	222
	2023	40	47	29	21	18	25	22	22	52	32	8	22	276	▼	338
Other	2024	1	-	1	2	-	1	-	3	1	-	-	-	9	125%	9
	2023	-	2	1	-	-	-	-	1	-	-	-	1	4	▲	5
Other Criminally Related Matters	2024	12	1	21	8	4	3	9	4	4	-	-	-	66	32%	66
	2023	3	4	1	7	2	4	15	10	4	6	6	5	50	▲	67
Probates/Wills & Trusts - Level 1	2024	1	1	-	-	-	-	1	-	-	-	-	-	3	3	3
	2023	-	-	-	-	-	-	-	-	-	-	-	-	0	↔	0
Probates/Wills & Trusts - Level 2	2024	-	1	2	1	2	-	-	-	1	-	-	-	7	-30%	7
	2023	-	-	1	2	4	2	1	-	-	-	-	-	10	▼	10
Uncontested Divorce	2024	6	5	5	4	3	5	5	4	3	-	-	-	40	-30%	40
	2023	4	7	14	2	5	6	6	7	6	5	4	3	57	▼	69

Dashboard		Monthly Filings Summary		Jan --- Sep Filings					
<p>Court: Buena Vista Circuit Start/End Date: Jan-23 / Sep-24 2023 Average Month: 46 Jan-Sep 2023: 434 Filings Trending: ▼</p>	<p>Circuit/Court ID: 25 225530 Type of Case: Filings 2024 Average Month:44 Jan-Sep 2024 : 398 Overall AVG. Month: 45</p>	<p style="text-align: center; font-weight: bold; color: #0056b3;">Jan 23 - Sep 24</p>		<table border="1" style="margin: auto;"> <tr> <td style="width: 50%; text-align: center;">398</td> <td style="width: 50%; text-align: center;">434</td> </tr> <tr> <td style="text-align: center;">2024</td> <td style="text-align: center;">2023</td> </tr> </table>		398	434	2024	2023
398	434								
2024	2023								

Filings by Division																
Divisions		Jan	Feb	Mar	Apr	May	Jun	Jul	Aug	Sep	Oct	Nov	Dec	Thru Sep	% Change	Total
Total	2024	49	26	79	44	46	28	63	19	44	-	-	-	398	-8%	398
	2023	63	35	72	46	41	37	45	38	57	56	28	36	434	▼	554
Civil	2024	5	1	5	3	2	3	2	5	2	-	-	-	28	-20%	28
	2023	2	-	6	7	4	4	3	5	4	2	5	3	35	▼	45
Criminal	2024	30	18	57	31	28	14	48	7	26	-	-	-	259	-13%	259
	2023	43	17	55	26	33	23	31	19	50	37	11	19	297	▼	364
Concealed Handgun Permits	2024	11	6	15	9	12	9	7	5	15	-	-	-	89	41%	89
	2023	11	12	9	6	4	5	7	7	2	10	11	11	63	▲	95
Miscellaneous/ Other	2024	3	1	2	1	4	2	6	2	1	-	-	-	22	-39%	22
	2023	7	6	2	6	-	3	4	7	1	7	1	3	36	▼	47
Others	2024	-	-	-	-	-	-	-	-	-	-	-	-	0	-100%	0
	2023	-	-	-	1	-	2	-	-	-	-	-	-	3	▼	3

Filings by Case Category																
Case Categories		Jan	Feb	Mar	Apr	May	Jun	Jul	Aug	Sep	Oct	Nov	Dec	Thru Sep	% Change	Total
Contested Divorce	2024	-	-	1	-	-	-	-	1	-	-	-	-	2	-50%	2
	2023	-	-	1	-	1	1	1	-	-	2	2	-	4	▼	8
Domestic and Family - Level 1	2024	1	-	2	-	-	1	-	-	-	-	-	-	4	-43%	4
	2023	-	-	2	-	1	1	1	2	-	-	-	1	7	▼	8
Domestic and Family - Level 2	2024	-	-	-	-	-	1	-	-	-	-	-	-	1	-75%	1
	2023	-	-	1	2	-	-	-	-	1	-	-	-	4	▼	4
Felonies and Related Matters	2024	19	13	45	16	22	8	28	5	26	-	-	-	182	-17%	182
	2023	35	13	46	18	22	17	23	14	32	22	6	13	220	▼	261
General Civil - Level 2	2024	1	-	-	-	1	-	-	-	-	-	-	-	2	-33%	2
	2023	-	2	-	-	-	-	-	1	-	2	-	2	3	▼	7
General Civil - Level 3	2024	-	-	-	-	1	-	1	2	-	-	-	-	4	0%	4
	2023	2	-	1	-	1	-	-	-	-	-	-	-	4	↔	4
Miscellaneous Civil	2024	16	7	17	10	15	11	13	6	16	-	-	-	111	17%	111
	2023	17	16	10	12	4	8	11	14	3	15	12	14	95	▲	136
Misdemeanor	2024	9	4	11	10	6	6	20	2	-	-	-	-	68	0%	68
	2023	5	4	9	8	9	4	7	5	17	13	2	5	68	↔	88
Other	2024	-	-	-	1	-	-	-	-	-	-	-	-	1	-67%	1
	2023	-	-	-	1	-	2	-	-	-	-	-	-	3	▼	3
Other Criminally Related Matters	2024	2	1	1	5	-	-	-	-	-	-	-	-	9	0%	9
	2023	3	-	-	-	2	2	1	-	1	2	3	1	9	↔	15
Probates/Wills & Trusts - Level 2	2024	1	-	1	1	-	1	-	-	-	-	-	-	4	33%	4
	2023	-	-	-	2	-	-	1	-	-	-	1	-	3	▲	4
Uncontested Divorce	2024	-	1	1	1	1	-	1	3	2	-	-	-	10	-29%	10
	2023	1	-	2	3	1	2	-	2	3	-	2	-	14	▼	16

Dashboard		Monthly Filings Summary		Jan --- Sep Filings	
Court: Staunton Circuit	Circuit/Court ID: 25 225790				
Start/End Date: Jan-23 / Sep-24	Type of Case: Filings				
2023 Average Month: 244	2024 Average Month: 217				
Jan-Sep 2023: 2,268	Jan-Sep 2024 : 1,952				
Filings Trending: ▼	Overall AVG. Month: 232				

Filings by Division																
Divisions		Jan	Feb	Mar	Apr	May	Jun	Jul	Aug	Sep	Oct	Nov	Dec	Thru Sep	% Change	Total
Total	2024	246	209	245	226	210	195	210	200	211	-	-	-	1,952	-14%	1,952
	2023	239	187	277	264	206	233	304	265	293	297	201	161	2,268	▼	2,927
Civil	2024	13	23	25	24	24	11	21	18	19	-	-	-	178	9%	178
	2023	18	17	21	22	20	11	17	23	15	18	17	9	164	▲	208
Criminal	2024	153	110	131	121	90	110	106	108	116	-	-	-	1,045	-27%	1,045
	2023	131	102	170	163	115	161	200	177	221	215	118	98	1,440	▼	1,871
Concealed Handgun Permits	2024	24	36	28	33	25	24	19	26	31	-	-	-	246	-1%	246
	2023	32	31	30	34	26	18	32	21	25	32	24	21	249	▼	326
Miscellaneous/ Other	2024	56	38	61	48	71	50	64	48	45	-	-	-	481	16%	481
	2023	57	37	56	45	45	43	55	43	32	32	42	33	413	▲	520
Others	2024	-	2	-	-	-	-	-	-	-	-	-	-	2	0%	2
	2023	1	-	-	-	-	-	-	1	-	-	-	-	2	↔	2

Filings by Case Category																
Case Categories		Jan	Feb	Mar	Apr	May	Jun	Jul	Aug	Sep	Oct	Nov	Dec	Thru Sep	% Change	Total
Capital Murder	2024	-	-	-	-	-	-	-	-	-	-	-	-	0	0	0
	2023	-	-	-	-	-	-	-	-	-	-	-	1	0	↔	1
Contested Divorce	2024	-	3	2	2	3	2	1	2	3	-	-	-	18	13%	18
	2023	1	1	2	-	3	-	2	4	3	-	3	-	16	▲	19
Domestic and Family - Level 1	2024	2	7	9	1	3	-	2	-	2	-	-	-	26	-32%	26
	2023	5	4	7	9	4	2	-	4	3	1	2	-	38	▼	41
Domestic and Family - Level 2	2024	2	5	6	3	9	2	5	8	7	-	-	-	47	15%	47
	2023	3	6	4	6	3	4	7	4	4	5	4	4	41	▲	54
Felonies and Related Matters	2024	100	79	115	86	72	93	83	80	78	-	-	-	786	-26%	786
	2023	90	81	125	135	88	97	133	141	168	170	94	62	1,058	▼	1,384
General Civil - Level 1	2024	-	-	-	-	2	-	-	-	-	-	-	-	2	100%	2
	2023	-	-	-	-	-	-	-	1	-	-	-	-	1	▲	1
General Civil - Level 2	2024	1	1	1	6	3	-	1	2	2	-	-	-	17	21%	17
	2023	4	-	3	1	2	1	1	2	-	3	3	-	14	▲	20
General Civil - Level 3	2024	3	-	2	1	1	3	3	3	2	-	-	-	18	-38%	18
	2023	6	1	3	5	3	-	4	5	2	1	2	5	29	▼	37
Miscellaneous Civil	2024	37	48	43	45	40	35	35	46	42	-	-	-	371	3%	371
	2023	45	46	46	45	41	25	45	32	36	42	35	28	361	▲	466
Misdemeanor	2024	48	21	11	25	11	14	20	19	21	-	-	-	190	-32%	190
	2023	23	14	41	20	27	40	35	31	48	30	22	17	279	▼	348
Other	2024	42	26	43	33	51	38	47	26	32	-	-	-	338	22%	338
	2023	39	22	34	30	28	35	38	30	20	20	28	22	276	▲	346
Other Criminally Related Matters	2024	7	10	5	14	7	4	3	10	17	-	-	-	77	-26%	77
	2023	19	7	4	8	-	24	32	5	5	16	2	18	104	▼	140
Probates/Wills & Trusts - Level 2	2024	1	2	3	4	1	-	-	-	-	-	-	-	11	22%	11
	2023	1	-	1	1	1	1	1	1	2	4	2	2	9	▲	17
Protective Orders	2024	-	-	-	1	-	-	-	-	-	-	-	-	1	-67%	1
	2023	-	-	-	1	-	1	1	-	-	-	1	-	3	▼	4
Uncontested Divorce	2024	3	7	5	5	7	4	10	4	5	-	-	-	50	28%	50
	2023	3	5	7	3	6	3	5	5	2	5	3	2	39	▲	49

CPSS-CCMS-10.01 CASELOAD STATISTICS OF THE CIRCUIT COURTS

Waynesboro

January 2023 -- September 2024 Filings

Alexandria and Fairfax Circuit are not Included in State Totals

Dashboard		Monthly Filings Summary		Jan --- Sep Filings					
<p>Court: Waynesboro Circuit Start/End Date: Jan-23 / Sep-24 2023 Average Month: 149 Jan-Sep 2023: 1,347 Filings Trending: ▼</p>	<p>Circuit/Court ID: 25 225820 Type of Case: Filings 2024 Average Month: 145 Jan-Sep 2024 : 1,307 Overall AVG. Month: 147</p>			<table border="1" style="margin: auto;"> <tr> <td style="text-align: center; width: 50px;">1,307</td> <td style="text-align: center; width: 50px;">1,347</td> </tr> <tr> <td style="text-align: center;">2024</td> <td style="text-align: center;">2023</td> </tr> </table>		1,307	1,347	2024	2023
1,307	1,347								
2024	2023								

Filings by Division																
Divisions		Jan	Feb	Mar	Apr	May	Jun	Jul	Aug	Sep	Oct	Nov	Dec	Thru Sep	% Change	Total
Total	2024	163	165	152	170	164	100	119	133	141	-	-	-	1,307	-3%	1,307
	2023	134	144	148	146	138	211	151	125	150	159	156	125	1,347	▼	1,787
Civil	2024	13	22	11	21	16	8	17	19	12	-	-	-	139	-14%	139
	2023	12	13	29	21	15	11	18	21	21	16	21	10	161	▼	208
Criminal	2024	99	71	65	76	91	48	50	75	95	-	-	-	670	11%	670
	2023	52	56	29	73	61	127	82	49	76	81	94	64	605	▲	844
Concealed Handgun Permits	2024	22	40	38	41	19	11	17	31	22	-	-	-	241	10%	241
	2023	32	23	39	19	22	28	15	21	20	34	15	22	219	▲	290
Miscellaneous/Other	2024	29	31	37	29	37	32	33	8	12	-	-	-	248	-31%	248
	2023	38	51	51	31	40	45	36	34	33	28	26	28	359	▼	441
Others	2024	-	1	1	3	1	1	2	-	-	-	-	-	9	200%	9
	2023	-	1	-	2	-	-	-	-	-	-	-	1	3	▲	4

Filings by Case Category																
Case Categories		Jan	Feb	Mar	Apr	May	Jun	Jul	Aug	Sep	Oct	Nov	Dec	Thru Sep	% Change	Total
Administrative Law	2024	-	-	-	-	-	-	-	-	1	-	-	-	1	0%	1
	2023	-	-	1	-	-	-	-	-	-	-	-	-	1	↔	1
Capital Murder	2024	-	-	-	-	-	-	-	-	-	-	-	-	0	-100%	0
	2023	-	-	-	-	1	-	-	-	-	-	-	-	1	▼	1
Contested Divorce	2024	1	4	-	1	1	1	1	3	2	-	-	-	14	-30%	14
	2023	3	4	-	3	2	1	3	2	2	3	-	-	20	▼	23
Domestic and Family - Level 1	2024	1	5	3	10	2	2	8	3	2	-	-	-	36	9%	36
	2023	1	2	4	10	2	-	3	9	2	8	5	2	33	▲	48
Domestic and Family - Level 2	2024	-	2	1	-	2	1	-	-	-	-	-	-	6	-50%	6
	2023	-	3	1	-	2	-	4	1	-	-	-	-	12	▼	12
Felonies and Related Matters	2024	83	55	48	62	63	42	34	48	76	-	-	-	511	12%	511
	2023	39	49	21	60	39	98	58	39	55	50	66	36	458	▲	610
General Civil - Level 1	2024	-	-	-	-	-	-	-	-	-	-	-	-	0	-100%	0
	2023	-	-	-	-	1	-	-	-	-	-	-	-	1	▼	1
General Civil - Level 2	2024	4	4	2	4	1	1	3	2	2	-	-	-	23	28%	23
	2023	3	-	4	1	3	2	-	2	3	-	4	2	18	▲	24
General Civil - Level 3	2024	4	3	1	-	1	-	-	3	1	-	-	-	13	-74%	13
	2023	5	2	14	3	1	6	5	5	9	2	3	4	50	▼	59
Miscellaneous Civil	2024	27	49	54	48	32	22	33	39	34	-	-	-	338	1%	338
	2023	40	34	46	29	42	50	28	36	31	42	26	31	336	▲	435
Misdemeanor	2024	16	16	16	11	26	5	13	25	16	-	-	-	144	5%	144
	2023	12	6	8	13	19	26	22	10	21	29	26	21	137	▲	213
Other	2024	24	25	23	26	26	21	19	1	1	-	-	-	166	-30%	166
	2023	29	41	42	21	20	23	23	19	20	21	14	18	238	▼	291
Other Criminally Related Matters	2024	-	-	1	3	3	1	3	2	3	-	-	-	16	78%	16
	2023	1	1	-	-	2	3	2	-	-	2	2	7	9	▲	20
Probates/Wills & Trusts - Level 1	2024	-	-	-	-	-	-	-	-	-	-	-	-	0	-100%	0
	2023	-	-	-	-	-	-	1	-	-	-	1	-	1	▼	2
Probates/Wills & Trusts - Level 2	2024	-	1	-	-	1	-	1	2	-	-	-	-	5	0%	5
	2023	-	-	3	-	-	1	1	-	-	-	-	-	5	↔	5
Uncontested Divorce	2024	3	1	3	5	6	4	4	5	3	-	-	-	34	26%	34
	2023	1	2	4	6	4	1	1	2	6	2	9	4	27	▲	42

This report reflects data in the case management system. Numbers will update accordingly as reports are refreshed and posted.

Dashboard		Monthly Filings Summary		Jan --- Sep Filings	
<p>Court: Clarke Circuit Start/End Date: Jan-23 / Sep-24 2023 Average Month: 59 Jan-Sep 2023: 539 Filings Trending: ▼</p>	<p>Circuit/Court ID: 26 226043 Type of Case: Filings 2024 Average Month: 54 Jan-Sep 2024 : 485 Overall AVG. Month: 57</p>	<p style="text-align: center; font-weight: bold; font-size: 1.2em;">Jan 23 - Sep 24</p>		<div style="display: flex; justify-content: space-around; align-items: center;"> <div style="text-align: center;"> <p style="font-weight: bold; font-size: 1.5em;">485</p> <p style="font-size: 0.8em;">2024</p> </div> <div style="text-align: center;"> <p style="font-weight: bold; font-size: 1.5em;">539</p> <p style="font-size: 0.8em;">2023</p> </div> </div>	

Filings by Division																
Divisions		Jan	Feb	Mar	Apr	May	Jun	Jul	Aug	Sep	Oct	Nov	Dec	Thru Sep	% Change	Total
Total	2024	60	49	56	72	54	37	65	47	45	-	-	-	485	-10%	485
	2023	62	53	75	52	52	57	62	70	56	52	69	53	539	▼	713
Civil	2024	10	6	5	17	10	6	6	11	7	-	-	-	78	0%	78
	2023	12	7	12	2	10	8	11	11	5	8	8	13	78	↔	107
Criminal	2024	11	7	19	21	2	3	30	5	3	-	-	-	101	-9%	101
	2023	8	8	16	14	5	13	15	17	15	7	30	7	111	▼	155
Concealed Handgun Permits	2024	27	29	29	27	27	20	23	22	25	-	-	-	229	-19%	229
	2023	37	29	42	27	31	31	31	30	25	30	26	31	283	▼	370
Miscellaneous/ Other	2024	12	7	3	7	15	8	6	9	10	-	-	-	77	17%	77
	2023	5	9	5	9	5	5	5	12	11	7	5	2	66	▲	80
Others	2024	-	-	-	-	-	-	-	-	-	-	-	-	0	-100%	0
	2023	-	-	-	-	1	-	-	-	-	-	-	-	1	▼	1

Filings by Case Category																
Case Categories		Jan	Feb	Mar	Apr	May	Jun	Jul	Aug	Sep	Oct	Nov	Dec	Thru Sep	% Change	Total
Administrative Law	2024	-	-	-	-	-	-	-	-	-	-	-	-	0	-100%	0
	2023	-	-	-	-	-	-	-	1	-	-	-	-	1	▼	1
Contested Divorce	2024	1	2	1	2	2	1	2	-	-	-	-	-	11	57%	11
	2023	2	1	-	-	-	2	1	-	1	1	1	2	7	▲	11
Domestic and Family - Level 1	2024	-	1	-	1	1	1	-	2	1	-	-	-	7	0%	7
	2023	3	-	1	-	-	-	3	-	-	-	1	1	7	↔	9
Domestic and Family - Level 2	2024	2	1	-	2	-	-	-	1	-	-	-	-	6	200%	6
	2023	-	-	-	-	-	1	1	-	-	1	1	1	2	▲	5
Felonies and Related Matters	2024	9	7	13	15	1	-	15	2	3	-	-	-	65	-28%	65
	2023	7	8	14	12	4	7	9	15	14	6	8	7	90	▼	111
General Civil - Level 1	2024	1	-	-	-	-	-	1	-	-	-	-	-	2	100%	2
	2023	-	-	-	-	1	-	-	-	-	-	-	-	1	▲	1
General Civil - Level 2	2024	1	1	-	5	3	-	1	4	2	-	-	-	17	42%	17
	2023	-	-	3	1	3	1	2	2	-	4	3	5	12	▲	24
General Civil - Level 3	2024	-	-	-	5	2	3	-	2	-	-	-	-	12	-8%	12
	2023	1	-	4	-	4	-	-	1	3	-	-	-	13	▼	13
Miscellaneous Civil	2024	39	35	32	31	42	26	29	30	34	-	-	-	298	-12%	298
	2023	42	37	45	35	35	35	36	40	33	36	31	32	338	▼	437
Misdemeanor	2024	2	-	6	4	-	1	15	3	-	-	-	-	31	82%	31
	2023	-	2	1	2	1	3	5	2	1	-	11	-	17	▲	28
Other	2024	-	1	1	-	-	1	-	1	3	-	-	-	7	40%	7
	2023	-	1	1	-	1	1	-	-	1	1	1	1	5	▲	7
Other Criminally Related Matters	2024	-	-	-	2	1	2	-	-	-	-	-	-	5	-38%	5
	2023	1	-	2	-	-	3	1	-	1	2	11	-	8	▼	21
Probates/Wills & Trusts - Level 1	2024	1	-	-	-	-	-	-	-	-	-	-	-	1	1	1
	2023	-	-	-	-	-	-	-	-	-	-	-	-	0	↔	0
Probates/Wills & Trusts - Level 2	2024	1	1	2	-	-	1	-	-	-	-	-	-	5	-44%	5
	2023	1	2	1	-	-	-	3	2	-	-	-	1	9	▼	10
Protective Orders	2024	-	-	-	-	-	-	-	-	-	-	-	-	0	-100%	0
	2023	-	-	-	-	-	-	-	1	-	-	-	-	1	▼	1
Uncontested Divorce	2024	3	-	1	5	2	1	2	2	2	-	-	-	18	-36%	18
	2023	5	2	3	2	3	4	1	6	2	1	2	3	28	▼	34

This report reflects data in the case management system. Numbers will update accordingly as reports are refreshed and posted.

CPSS-CCMS-10.01 CASELOAD STATISTICS OF THE CIRCUIT COURTS

January 2023 -- September 2024 Filings


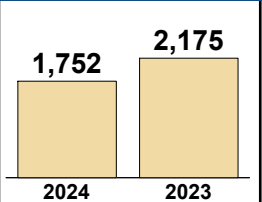
Alexandria and Fairfax Circuit are not Included in State Totals

Dashboard		Monthly Filings Summary		Jan --- Sep Filings					
<p>Court: Frederick Circuit Start/End Date: Jan-23 / Sep-24 2023 Average Month: 419 Jan-Sep 2023: 3,813 Filings Trending: ▼</p>	<p>Circuit/Court ID: 26 226069 Type of Case: Filings 2024 Average Month: 412 Jan-Sep 2024 : 3,709 Overall AVG. Month: 416</p>	<p style="text-align: center; font-weight: bold; color: white; background-color: black; padding: 5px;">Jan 23 - Sep 24</p>		<table border="1" style="margin: auto; border-collapse: collapse;"> <tr> <td style="width: 50%; text-align: center; font-weight: bold; color: white;">3,709</td> <td style="width: 50%; text-align: center; font-weight: bold; color: white;">3,813</td> </tr> <tr> <td style="text-align: center; font-weight: bold;">2024</td> <td style="text-align: center; font-weight: bold;">2023</td> </tr> </table>		3,709	3,813	2024	2023
3,709	3,813								
2024	2023								

Filings by Division																
Divisions		Jan	Feb	Mar	Apr	May	Jun	Jul	Aug	Sep	Oct	Nov	Dec	Thru Sep	% Change	Total
Total	2024	427	381	433	423	356	390	409	519	371	-	-	-	3,709	-3%	3,709
	2023	455	465	492	375	477	379	351	410	409	404	460	347	3,813	▼	5,024
Civil	2024	49	29	43	50	50	48	44	46	42	-	-	-	401	-5%	401
	2023	52	41	55	33	49	50	51	44	48	35	71	24	423	▼	553
Criminal	2024	186	129	142	174	145	163	135	263	150	-	-	-	1,487	6%	1,487
	2023	126	171	158	136	206	156	138	150	165	159	185	143	1,406	▲	1,893
Concealed Handgun Permits	2024	144	154	188	147	118	128	167	144	142	-	-	-	1,332	-9%	1,332
	2023	220	192	217	139	163	126	119	144	145	174	167	140	1,465	▼	1,946
Miscellaneous/ Other	2024	48	69	59	51	43	49	63	66	37	-	-	-	485	-5%	485
	2023	54	61	60	65	58	45	43	72	51	36	37	40	509	▼	622
Others	2024	-	-	1	1	-	2	-	-	-	-	-	-	4	-60%	4
	2023	3	-	2	2	1	2	-	-	-	-	-	-	10	▼	10

Filings by Case Category																
Case Categories		Jan	Feb	Mar	Apr	May	Jun	Jul	Aug	Sep	Oct	Nov	Dec	Thru Sep	% Change	Total
Administrative Law	2024	2	-	-	-	1	-	-	1	1	-	-	-	5	400%	5
	2023	-	-	-	-	-	-	-	-	1	-	-	-	1	▲	1
Capital Murder	2024	2	-	-	-	-	-	-	-	-	-	-	-	2	2	2
	2023	-	-	-	-	-	-	-	-	-	-	-	-	0	↔	0
Contested Divorce	2024	6	4	6	7	6	4	7	3	10	-	-	-	53	-9%	53
	2023	8	6	8	5	6	6	5	7	7	4	9	3	58	▼	74
Domestic and Family - Level 1	2024	3	2	5	6	6	4	2	3	-	-	-	-	31	-3%	31
	2023	9	5	2	3	1	2	1	4	5	5	5	1	32	▼	43
Domestic and Family - Level 2	2024	2	-	4	5	1	7	6	1	4	-	-	-	30	-14%	30
	2023	2	1	4	1	1	1	13	9	3	2	7	2	35	▼	46
Felonies and Related Matters	2024	129	102	81	127	104	110	98	163	109	-	-	-	1,023	-1%	1,023
	2023	94	141	101	113	152	103	101	115	116	117	126	100	1,036	▼	1,379
General Civil - Level 1	2024	2	-	-	-	-	1	-	2	-	-	-	-	5	5	5
	2023	-	-	-	-	-	-	-	-	-	-	-	1	0	↔	1
General Civil - Level 2	2024	11	11	9	15	13	12	20	12	9	-	-	-	112	62%	112
	2023	7	8	10	7	12	7	5	7	6	9	13	6	69	▲	97
General Civil - Level 3	2024	6	1	8	3	5	1	4	5	2	-	-	-	35	0%	35
	2023	2	3	3	4	4	4	4	8	4	3	2	4	2	35	↔
Miscellaneous Civil	2024	169	193	232	181	144	161	205	183	164	-	-	-	1,632	-7%	1,632
	2023	258	214	248	174	203	157	145	179	182	199	190	164	1,760	▼	2,313
Misdemeanor	2024	48	21	53	42	37	42	31	98	38	-	-	-	410	31%	410
	2023	29	23	44	16	54	44	33	30	40	31	51	39	313	▲	434
Other	2024	20	25	11	14	16	13	17	20	10	-	-	-	146	-26%	146
	2023	18	30	30	27	21	17	10	31	12	9	13	12	196	▼	230
Other Criminally Related Matters	2024	7	6	8	5	4	11	6	2	3	-	-	-	52	-21%	52
	2023	4	7	13	8	3	11	4	5	11	12	9	5	66	▼	92
Probates/Wills & Trusts - Level 1	2024	-	-	-	-	-	-	-	-	-	-	-	-	0	-100%	0
	2023	-	-	-	-	1	-	1	1	1	-	-	-	4	▼	4
Probates/Wills & Trusts - Level 2	2024	5	3	5	6	3	4	5	7	6	-	-	-	44	13%	44
	2023	5	3	8	3	6	7	5	1	1	1	9	1	39	▲	50
Protective Orders	2024	-	1	-	-	-	1	-	-	-	-	-	-	2	-50%	2
	2023	-	-	-	-	1	-	-	2	1	2	-	1	4	▼	7
Uncontested Divorce	2024	15	12	11	12	16	19	8	19	15	-	-	-	127	-23%	127
	2023	19	24	21	14	12	20	20	15	20	11	24	10	165	▼	210

This report reflects data in the case management system. Numbers will update accordingly as reports are refreshed and posted.

Dashboard	Monthly Filings Summary	Jan --- Sep Filings
<p>Court: Page Circuit Start/End Date: Jan-23 / Sep-24 2023 Average Month: 236 Jan-Sep 2023: 2,175 Filings Trending: ▼</p>	<p>Circuit/Court ID: 26 226139 Type of Case: Filings 2024 Average Month: 195 Jan-Sep 2024 : 1,752 Overall AVG. Month: 218</p> 	

Filings by Division																
Divisions		Jan	Feb	Mar	Apr	May	Jun	Jul	Aug	Sep	Oct	Nov	Dec	Thru Sep	% Change	Total
Total	2024	190	171	290	171	191	151	195	218	175	-	-	-	1,752	-19%	1,752
	2023	308	374	207	198	175	255	231	212	215	220	184	251	2,175	▼	2,830
Civil	2024	16	13	18	12	23	13	17	15	26	-	-	-	153	-13%	153
	2023	14	17	20	14	13	11	22	35	30	22	20	14	176	▼	232
Criminal	2024	124	87	215	90	124	100	132	147	89	-	-	-	1,108	-22%	1,108
	2023	200	270	102	127	109	191	162	121	143	125	114	184	1,425	▼	1,848
Concealed Handgun Permits	2024	38	54	42	51	26	28	31	40	45	-	-	-	355	-21%	355
	2023	79	78	64	44	41	43	30	39	31	56	36	39	449	▼	580
Miscellaneous/ Other	2024	12	16	15	17	17	10	15	16	15	-	-	-	133	6%	133
	2023	15	9	21	13	12	10	17	17	11	17	14	14	125	▲	170
Others	2024	-	1	-	1	1	-	-	-	-	-	-	-	3	3	3
	2023	-	-	-	-	-	-	-	-	-	-	-	-	0	↔	0

Filings by Case Category																
Case Categories		Jan	Feb	Mar	Apr	May	Jun	Jul	Aug	Sep	Oct	Nov	Dec	Thru Sep	% Change	Total
Administrative Law	2024	-	-	-	-	-	-	-	-	-	-	-	-	0	0	0
	2023	-	-	-	-	-	-	-	-	-	-	-	1	0	↔	1
Capital Murder	2024	-	-	-	-	2	-	-	-	-	-	-	-	2	2	2
	2023	-	-	-	-	-	-	-	-	-	-	-	-	0	↔	0
Contested Divorce	2024	2	-	1	3	-	-	1	1	4	-	-	-	12	-54%	12
	2023	2	2	4	3	2	2	5	3	3	4	2	-	26	▼	32
Domestic and Family - Level 1	2024	1	2	2	1	2	1	2	-	1	-	-	-	12	-54%	12
	2023	2	2	3	-	-	2	8	4	5	1	1	1	26	▼	29
Domestic and Family - Level 2	2024	3	1	2	1	5	-	1	2	1	-	-	-	16	-16%	16
	2023	-	1	2	-	1	2	2	9	2	8	9	4	19	▼	40
Felonies and Related Matters	2024	91	53	168	57	77	82	90	120	60	-	-	-	798	-10%	798
	2023	113	212	53	57	78	95	117	81	85	82	78	112	891	▼	1,163
General Civil - Level 1	2024	-	1	-	-	1	-	-	-	-	-	-	-	2	0%	2
	2023	-	1	-	-	1	-	-	-	-	-	-	-	2	↔	2
General Civil - Level 2	2024	5	1	5	1	13	-	8	1	5	-	-	-	39	63%	39
	2023	4	3	1	3	3	4	-	2	4	2	3	2	24	▲	31
General Civil - Level 3	2024	2	4	2	2	3	4	4	2	6	-	-	-	29	0%	29
	2023	2	3	-	1	1	-	3	9	10	-	1	8	29	↔	38
Miscellaneous Civil	2024	47	66	54	64	39	38	43	55	59	-	-	-	465	-16%	465
	2023	91	86	84	56	50	50	47	50	41	73	49	50	555	▼	727
Misdemeanor	2024	34	34	45	34	43	18	41	28	29	-	-	-	306	-33%	306
	2023	87	51	36	49	25	92	36	36	44	38	29	72	456	▼	595
Other	2024	-	1	-	2	1	2	-	-	-	-	-	-	6	500%	6
	2023	-	-	-	-	-	-	-	-	1	1	-	-	1	▲	2
Other Criminally Related Matters	2024	-	-	4	-	2	-	1	-	-	-	-	-	7	-91%	7
	2023	-	8	13	21	6	4	9	7	14	5	9	-	82	▼	96
Probates/Wills & Trusts - Level 2	2024	-	-	1	-	2	1	1	2	1	-	-	-	8	33%	8
	2023	-	-	1	1	-	2	1	-	1	1	-	-	6	▲	7
Protective Orders	2024	-	1	1	1	-	-	-	-	-	-	-	-	3	200%	3
	2023	-	-	-	-	1	-	-	-	-	-	-	-	1	▲	1
Uncontested Divorce	2024	5	7	5	5	1	5	3	7	9	-	-	-	47	-18%	47
	2023	7	5	10	7	7	2	3	11	5	5	3	1	57	▼	66

This report reflects data in the case management system. Numbers will update accordingly as reports are refreshed and posted.

CPSS-CCMS-10.01 CASELOAD STATISTICS OF THE CIRCUIT COURTS

Rockingham

January 2023 -- September 2024 Filings

Alexandria and Fairfax Circuit are not Included in State Totals

Dashboard		Monthly Filings Summary		Jan --- Sep Filings	
Court: Rockingham Circuit	Circuit/Court ID: 26 226165			6,175	6,400
Start/End Date: Jan-23 / Sep-24	Type of Case: Filings			2024	2023
2023 Average Month: 716	2024 Average Month: 686				
Jan-Sep 2023: 6,400	Jan-Sep 2024 : 6,175				
Filings Trending: ▼	Overall AVG. Month: 703				

Filings by Division																
Divisions		Jan	Feb	Mar	Apr	May	Jun	Jul	Aug	Sep	Oct	Nov	Dec	Thru Sep	% Change	Total
Total	2024	745	742	741	746	659	676	627	586	653	-	-	-	6,175	-4%	6,175
	2023	757	700	885	657	690	723	606	749	633	775	590	823	6,400	▼	8,588
Civil	2024	78	62	83	61	71	58	78	76	73	-	-	-	640	3%	640
	2023	54	73	107	66	66	66	61	62	68	56	43	69	623	▲	791
Criminal	2024	299	282	284	340	277	277	255	260	269	-	-	-	2,543	1%	2,543
	2023	274	239	292	234	282	363	228	303	298	373	254	244	2,513	▲	3,384
Concealed Handgun Permits	2024	202	180	199	183	169	146	161	142	176	-	-	-	1,558	-9%	1,558
	2023	236	219	268	188	183	143	170	173	131	176	156	147	1,711	▼	2,190
Miscellaneous/ Other	2024	166	218	175	161	142	194	133	108	135	-	-	-	1,432	-8%	1,432
	2023	192	169	218	169	158	151	147	211	136	170	137	363	1,551	▼	2,221
Others	2024	-	-	-	1	-	1	-	-	-	-	-	-	2	0%	2
	2023	1	-	-	-	1	-	-	-	-	-	-	-	2	↔	2

Filings by Case Category																
Case Categories		Jan	Feb	Mar	Apr	May	Jun	Jul	Aug	Sep	Oct	Nov	Dec	Thru Sep	% Change	Total
Administrative Law	2024	1	-	-	2	-	1	-	1	2	-	-	-	7	17%	7
	2023	-	-	1	-	1	1	1	-	2	-	-	-	6	▲	6
Capital Murder	2024	2	-	-	-	-	-	-	-	-	-	-	-	2	100%	2
	2023	-	-	-	-	-	-	-	-	1	4	-	-	1	▲	5
Contested Divorce	2024	11	7	10	13	12	14	20	10	14	-	-	-	111	25%	111
	2023	10	14	7	11	12	8	6	7	14	9	10	9	89	▲	117
Domestic and Family - Level 1	2024	27	8	17	8	8	-	7	9	8	-	-	-	92	-1%	92
	2023	8	6	41	12	-	7	10	4	5	4	1	9	93	▼	107
Domestic and Family - Level 2	2024	1	3	6	3	8	2	6	4	7	-	-	-	40	-5%	40
	2023	4	1	4	5	11	7	2	5	3	2	4	11	42	▼	59
Felonies and Related Matters	2024	225	221	228	255	201	193	194	197	197	-	-	-	1,911	0%	1,911
	2023	207	166	242	177	217	273	171	226	224	292	184	178	1,903	▲	2,557
General Civil - Level 1	2024	1	2	1	1	-	1	3	-	1	-	-	-	10	43%	10
	2023	-	-	2	-	4	1	-	-	-	-	-	1	7	▲	8
General Civil - Level 2	2024	11	14	27	12	19	13	15	18	12	-	-	-	141	28%	141
	2023	9	18	14	15	13	19	7	7	8	14	7	13	110	▲	144
General Civil - Level 3	2024	8	5	6	7	5	8	9	8	5	-	-	-	61	-6%	61
	2023	6	5	9	10	3	7	10	12	3	7	10	13	65	▼	95
Miscellaneous Civil	2024	240	229	248	237	212	195	215	193	230	-	-	-	1,999	-9%	1,999
	2023	285	266	353	237	232	189	220	239	173	240	198	186	2,194	▼	2,818
Misdemeanor	2024	65	55	50	76	66	78	50	53	66	-	-	-	559	5%	559
	2023	59	66	44	50	53	80	54	68	58	69	50	56	532	▲	707
Other	2024	120	161	115	99	93	138	72	49	77	-	-	-	924	-10%	924
	2023	139	116	127	111	101	95	96	142	95	100	88	319	1,022	▼	1,529
Other Criminally Related Matters	2024	8	6	6	10	10	6	13	10	7	-	-	-	76	-1%	76
	2023	8	7	6	7	12	10	3	9	15	8	20	13	77	▼	118
Probates/Wills & Trusts - Level 1	2024	1	-	-	-	1	1	-	1	-	-	-	-	4	4	4
	2023	-	-	-	-	-	-	-	-	-	-	-	-	0	↔	0
Probates/Wills & Trusts - Level 2	2024	5	3	2	3	1	3	1	3	6	-	-	-	27	-10%	27
	2023	5	5	2	5	4	1	-	2	6	4	2	-	30	▼	36
Protective Orders	2024	-	-	-	-	2	1	1	-	1	-	-	-	5	-72%	5
	2023	-	4	6	-	1	1	3	3	-	2	-	2	18	▼	22
Uncontested Divorce	2024	19	28	25	20	21	22	21	30	20	-	-	-	206	-2%	206
	2023	17	26	27	17	26	24	23	25	26	20	16	13	211	▼	260

This report reflects data in the case management system. Numbers will update accordingly as reports are refreshed and posted.

Dashboard		Monthly Filings Summary		Jan --- Sep Filings	
Court: Shenandoah Circuit	Circuit/Court ID: 26 226171	<p>Jan 23 - Sep 24</p>		<p>2,589 2,815</p>	
Start/End Date: Jan-23 / Sep-24	Type of Case: Filings			2024	2023
2023 Average Month: 315	2024 Average Month: 288				
Jan-Sep 2023: 2,815	Jan-Sep 2024 : 2,589				
Filings Trending: ▼	Overall AVG. Month: 303				

Filings by Division																
Divisions		Jan	Feb	Mar	Apr	May	Jun	Jul	Aug	Sep	Oct	Nov	Dec	Thru Sep	% Change	Total
Total	2024	276	291	320	296	250	262	338	299	257	-	-	-	2,589	-8%	2,589
	2023	254	249	317	294	308	414	338	370	271	310	271	379	2,815	▼	3,775
Civil	2024	20	31	31	30	26	26	27	22	19	-	-	-	232	10%	232
	2023	28	15	24	16	33	16	34	23	21	32	35	16	210	▲	293
Criminal	2024	51	89	102	91	63	105	163	123	93	-	-	-	880	-12%	880
	2023	49	79	77	96	137	231	149	88	96	112	120	101	1,002	▼	1,335
Concealed Handgun Permits	2024	102	91	93	97	95	54	68	69	71	-	-	-	740	-24%	740
	2023	135	114	161	108	99	118	79	80	77	114	69	78	971	▼	1,232
Miscellaneous/ Other	2024	98	71	92	74	62	65	74	69	72	-	-	-	677	9%	677
	2023	42	41	55	74	39	49	70	175	75	50	47	178	620	▲	895
Others	2024	5	9	2	4	4	12	6	16	2	-	-	-	60	400%	60
	2023	-	-	-	-	-	-	6	4	2	2	-	6	12	▲	20

Filings by Case Category																
Case Categories		Jan	Feb	Mar	Apr	May	Jun	Jul	Aug	Sep	Oct	Nov	Dec	Thru Sep	% Change	Total
Administrative Law	2024	-	-	1	-	1	-	-	-	-	-	-	-	2	2	2
	2023	-	-	-	-	-	-	-	-	-	-	1	-	0	↔	1
Contested Divorce	2024	3	3	3	3	3	-	1	6	2	-	-	-	24	-14%	24
	2023	1	6	4	4	2	3	2	5	1	4	3	3	28	▼	38
Domestic and Family - Level 1	2024	3	10	5	9	2	8	5	2	2	-	-	-	46	-8%	46
	2023	7	2	4	1	9	3	14	8	2	1	7	4	50	▼	62
Domestic and Family - Level 2	2024	-	1	-	2	1	-	-	-	1	-	-	-	5	-71%	5
	2023	-	2	-	1	4	-	6	3	1	-	1	-	17	▼	18
Felonies and Related Matters	2024	29	58	35	57	29	53	80	88	63	-	-	-	492	-30%	492
	2023	40	65	61	60	115	108	99	70	83	86	96	38	701	▼	921
General Civil - Level 1	2024	-	-	-	-	-	2	-	-	1	-	-	-	3	3	3
	2023	-	-	-	-	-	-	-	-	-	1	1	-	0	↔	2
General Civil - Level 2	2024	6	4	8	7	5	5	7	6	5	-	-	-	53	36%	53
	2023	4	1	5	3	6	7	5	4	4	11	10	4	39	▲	64
General Civil - Level 3	2024	3	1	1	4	4	2	1	1	1	-	-	-	18	50%	18
	2023	-	1	2	1	1	2	2	2	1	1	1	4	12	▲	18
Miscellaneous Civil	2024	123	118	112	128	116	80	95	92	92	-	-	-	956	-17%	956
	2023	148	139	188	127	112	134	102	102	95	131	89	100	1,147	▼	1,467
Misdemeanor	2024	22	22	53	26	27	40	64	32	23	-	-	-	309	12%	309
	2023	8	13	10	23	28	120	45	17	13	21	21	59	277	▲	378
Other	2024	82	54	75	47	42	49	53	59	53	-	-	-	514	17%	514
	2023	28	16	26	56	24	31	49	152	59	37	26	161	441	▲	665
Other Criminally Related Matters	2024	-	9	14	8	7	12	20	3	7	-	-	-	80	142%	80
	2023	1	1	6	14	1	3	5	2	-	5	3	4	33	▲	45
Probates/Wills & Trusts - Level 1	2024	-	-	-	-	-	-	-	-	-	-	-	-	0	-100%	0
	2023	-	-	1	-	1	-	-	-	2	-	1	-	4	▼	5
Probates/Wills & Trusts - Level 2	2024	1	5	1	-	1	1	5	2	2	-	-	-	18	125%	18
	2023	2	-	2	-	-	-	1	2	1	1	-	-	8	▲	9
Protective Orders	2024	-	-	-	-	-	-	-	-	-	-	-	-	0	0	0
	2023	-	-	-	-	-	-	-	-	-	-	1	-	0	↔	1
Uncontested Divorce	2024	4	6	12	5	12	10	7	8	5	-	-	-	69	19%	69
	2023	15	3	8	4	5	3	8	3	9	11	10	2	58	▲	81

This report reflects data in the case management system. Numbers will update accordingly as reports are refreshed and posted.

CPSS-CCMS-10.01 CASELOAD STATISTICS OF THE CIRCUIT COURTS

Warren

January 2023 -- September 2024 Filings

Alexandria and Fairfax Circuit are not Included in State Totals

Dashboard		Monthly Filings Summary		Jan --- Sep Filings		
Court: Warren Circuit	Circuit/Court ID: 26 226187			2,920	2,869	
Start/End Date: Jan-23 / Sep-24	Type of Case: Filings				2024	2023
2023 Average Month: 322	2024 Average Month: 324					
Jan-Sep 2023: 2,869	Jan-Sep 2024 : 2,920					
Filings Trending: ↔	Overall AVG. Month: 323					

Filings by Division																
Divisions		Jan	Feb	Mar	Apr	May	Jun	Jul	Aug	Sep	Oct	Nov	Dec	Thru Sep	% Change	Total
Total	2024	349	311	300	353	332	271	396	376	232	-	-	-	2,920	2%	2,920
	2023	340	324	426	302	305	267	337	312	256	306	323	370	2,869	▲	3,868
Civil	2024	28	35	26	26	35	33	33	24	50	-	-	-	290	5%	290
	2023	20	27	16	55	33	28	34	37	26	24	35	33	276	▲	368
Criminal	2024	162	119	118	167	186	106	216	227	94	-	-	-	1,395	15%	1,395
	2023	142	159	163	108	139	111	154	145	91	116	132	134	1,212	▲	1,594
Concealed Handgun Permits	2024	85	81	87	64	59	59	68	65	57	-	-	-	625	-16%	625
	2023	123	84	109	82	64	65	83	62	69	78	80	54	741	▼	953
Miscellaneous/ Other	2024	71	76	69	96	52	73	79	60	30	-	-	-	606	-5%	606
	2023	55	54	138	57	69	63	65	66	70	87	76	149	637	▼	949
Others	2024	3	-	-	-	-	-	-	-	1	-	-	-	4	33%	4
	2023	-	-	-	-	-	-	1	2	-	1	-	-	3	▲	4

Filings by Case Category																
Case Categories		Jan	Feb	Mar	Apr	May	Jun	Jul	Aug	Sep	Oct	Nov	Dec	Thru Sep	% Change	Total
Administrative Law	2024	1	-	-	-	-	-	1	-	-	-	-	-	2	0%	2
	2023	1	-	1	-	-	-	-	-	-	-	-	-	2	↔	2
Capital Murder	2024	-	-	1	-	-	1	-	-	-	-	-	-	2	2	2
	2023	-	-	-	-	-	-	-	-	-	-	-	-	0	↔	0
Contested Divorce	2024	2	1	2	3	3	6	3	4	1	-	-	-	25	9%	25
	2023	-	2	1	4	6	5	1	2	2	1	3	3	23	▲	30
Domestic and Family - Level 1	2024	2	15	-	5	1	7	11	2	22	-	-	-	65	16%	65
	2023	3	3	-	17	6	3	14	7	3	11	20	3	56	▲	90
Domestic and Family - Level 2	2024	2	1	1	1	3	-	2	-	1	-	-	-	11	-56%	11
	2023	-	1	3	13	1	2	4	-	1	1	-	3	25	▼	29
Felonies and Related Matters	2024	126	91	79	121	128	66	170	141	74	-	-	-	996	13%	996
	2023	99	107	119	88	92	78	131	97	69	78	101	102	880	▲	1,161
General Civil - Level 1	2024	1	-	-	-	-	1	-	-	-	-	-	-	2	0%	2
	2023	-	1	-	-	-	-	-	1	-	-	-	1	2	↔	3
General Civil - Level 2	2024	7	6	6	5	7	12	6	8	12	-	-	-	69	68%	69
	2023	3	4	1	2	8	7	2	6	8	3	6	9	41	▲	59
General Civil - Level 3	2024	3	1	3	3	8	3	5	2	8	-	-	-	36	177%	36
	2023	2	3	1	4	1	-	-	2	-	1	2	8	13	▲	24
Miscellaneous Civil	2024	104	106	111	86	77	81	99	85	84	-	-	-	833	-13%	833
	2023	143	107	140	105	82	88	102	89	98	104	98	69	954	▼	1,225
Misdemeanor	2024	28	26	30	30	49	35	38	55	19	-	-	-	310	23%	310
	2023	33	40	39	17	33	15	23	33	20	31	25	29	253	▲	338
Other	2024	57	50	45	76	34	51	46	39	5	-	-	-	403	-5%	403
	2023	33	32	106	31	49	44	46	41	43	61	56	134	425	▼	676
Other Criminally Related Matters	2024	8	2	8	16	9	4	8	31	1	-	-	-	87	7%	87
	2023	10	12	5	3	14	18	1	15	3	7	7	3	81	▲	98
Probates/Wills & Trusts - Level 1	2024	-	1	1	-	-	-	-	-	-	-	-	-	2	2	2
	2023	-	-	-	-	-	-	-	-	-	-	-	-	0	↔	0
Probates/Wills & Trusts - Level 2	2024	3	1	2	-	2	-	-	3	-	-	-	-	11	-42%	11
	2023	5	2	2	2	3	1	1	2	1	2	1	1	19	▼	23
Uncontested Divorce	2024	5	10	11	7	11	4	7	6	5	-	-	-	66	-31%	66
	2023	8	10	8	16	10	6	12	17	8	6	4	5	95	▼	110

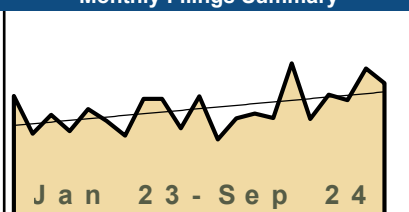
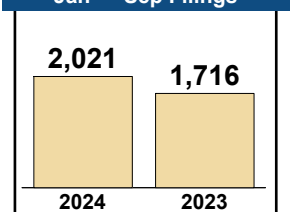
This report reflects data in the case management system. Numbers will update accordingly as reports are refreshed and posted.

CPSS-CCMS-10.01 CASELOAD STATISTICS OF THE CIRCUIT COURTS

Winchester

January 2023 -- September 2024 Filings

Alexandria and Fairfax Circuit are not Included in State Totals

Dashboard	Monthly Filings Summary	Jan --- Sep Filings
<p>Court: Winchester Circuit Start/End Date: Jan-23 / Sep-24 2023 Average Month: 188 Jan-Sep 2023: 1,716 Filings Trending: ▲</p>	<p>Circuit/Court ID: 26 226840 Type of Case: Filings 2024 Average Month: 225 Jan-Sep 2024 : 2,021 Overall AVG. Month: 204</p>	 <p style="text-align: center;">Jan 23 - Sep 24</p>
		 <p style="text-align: center;">2024 2023</p>

Filings by Division																
Divisions		Jan	Feb	Mar	Apr	May	Jun	Jul	Aug	Sep	Oct	Nov	Dec	Thru Sep	% Change	Total
Total	2024	185	194	186	290	184	230	220	280	252	-	-	-	2,021	18%	2,021
	2023	228	156	192	161	203	180	152	222	222	166	227	145	1,716	▲	2,254
Civil	2024	12	19	16	54	18	16	19	21	20	-	-	-	195	-13%	195
	2023	38	24	17	18	21	27	16	34	30	21	20	19	225	▼	285
Criminal	2024	105	109	117	169	112	157	114	193	176	-	-	-	1,252	26%	1,252
	2023	123	80	116	90	119	94	95	130	147	95	148	81	994	▲	1,318
Concealed Handgun Permits	2024	26	23	22	29	22	28	38	16	18	-	-	-	222	10%	222
	2023	42	23	25	27	18	18	13	18	17	22	22	12	201	▲	257
Miscellaneous/Other	2024	42	42	31	37	29	27	39	50	38	-	-	-	335	17%	335
	2023	24	29	32	26	44	40	26	38	28	27	36	32	287	▲	382
Others	2024	-	1	-	1	3	2	10	-	-	-	-	-	17	89%	17
	2023	1	-	2	-	1	1	2	2	-	1	1	1	9	▲	12

Filings by Case Category																
Case Categories		Jan	Feb	Mar	Apr	May	Jun	Jul	Aug	Sep	Oct	Nov	Dec	Thru Sep	% Change	Total
Contested Divorce	2024	1	3	3	3	-	1	2	1	-	-	-	-	14	-36%	14
	2023	3	1	3	4	3	2	1	3	2	2	4	2	22	▼	30
Domestic and Family - Level 1	2024	1	4	4	19	2	4	2	7	6	-	-	-	49	-16%	49
	2023	17	9	3	-	3	9	-	5	12	8	1	1	58	▼	68
Domestic and Family - Level 2	2024	-	2	-	1	5	2	4	-	4	-	-	-	18	-22%	18
	2023	4	4	1	4	1	2	1	5	1	2	1	-	23	▼	26
Felonies and Related Matters	2024	73	81	74	141	87	125	72	144	136	-	-	-	933	19%	933
	2023	93	61	93	64	98	80	77	103	115	78	114	73	784	▲	1,049
General Civil - Level 1	2024	-	1	-	1	-	-	-	1	-	-	-	-	3	-63%	3
	2023	2	-	3	-	1	-	-	1	1	1	2	-	8	▼	11
General Civil - Level 2	2024	4	2	3	10	3	5	3	3	6	-	-	-	39	5%	39
	2023	2	7	2	3	4	6	3	6	4	1	2	8	37	▲	48
General Civil - Level 3	2024	1	2	1	3	4	1	3	1	1	-	-	-	17	42%	17
	2023	3	-	1	2	1	1	-	1	3	-	2	4	12	▲	18
Miscellaneous Civil	2024	42	38	36	46	35	38	48	36	32	-	-	-	351	14%	351
	2023	52	33	35	40	30	33	24	32	28	30	35	23	307	▲	395
Misdemeanor	2024	26	21	36	35	23	29	38	42	32	-	-	-	282	58%	282
	2023	27	13	21	22	18	14	14	20	29	17	29	5	178	▲	229
Other	2024	26	27	17	19	16	18	37	30	22	-	-	-	212	12%	212
	2023	14	17	24	13	33	27	17	26	18	20	25	20	189	▲	254
Other Criminally Related Matters	2024	6	7	7	3	2	3	5	7	8	-	-	-	48	50%	48
	2023	3	6	2	4	3	-	4	7	3	1	5	3	32	▲	41
Probates/Wills & Trusts - Level 2	2024	1	2	1	2	1	1	1	1	2	-	-	-	12	-33%	12
	2023	4	5	2	2	-	-	3	1	1	3	1	2	18	▼	24
Protective Orders	2024	1	-	-	-	-	-	1	-	-	-	-	-	2	100%	2
	2023	-	-	-	-	-	1	-	-	-	-	2	-	1	▲	3
Uncontested Divorce	2024	3	4	4	7	6	3	4	7	3	-	-	-	41	-13%	41
	2023	4	-	2	3	8	5	8	12	5	3	4	4	47	▼	58

This report reflects data in the case management system. Numbers will update accordingly as reports are refreshed and posted.

Dashboard		Monthly Filings Summary		Jan --- Sep Filings			
Court: Bland Circuit Start/End Date: Jan-23 / Sep-24 2023 Average Month: 40 Jan-Sep 2023: 360 Filings Trending: ↔	Circuit/Court ID: 27 227021 Type of Case: Filings 2024 Average Month: 40 Jan-Sep 2024 : 362 Overall AVG. Month: 40	<p style="font-weight: bold; font-size: 1.2em;">Jan 23 - Sep 24</p>	<table border="1" style="margin: auto;"> <tr> <td style="width: 50%; text-align: center;">362</td> <td style="width: 50%; text-align: center;">360</td> </tr> <tr> <td style="text-align: center;">2024</td> <td style="text-align: center;">2023</td> </tr> </table>	362	360	2024	2023
362	360						
2024	2023						

Filings by Division																
Divisions		Jan	Feb	Mar	Apr	May	Jun	Jul	Aug	Sep	Oct	Nov	Dec	Thru Sep	% Change	Total
Total	2024	35	36	41	39	42	41	39	40	49	-	-	-	362	1%	362
	2023	36	57	76	25	40	36	21	34	35	36	57	29	360	▲	482
Civil	2024	7	3	1	4	11	8	3	5	7	-	-	-	49	63%	49
	2023	4	2	5	1	-	6	4	3	5	4	8	2	30	▲	44
Criminal	2024	10	9	3	9	11	7	3	21	28	-	-	-	101	36%	101
	2023	8	10	18	-	6	4	5	14	9	8	19	13	74	▲	114
Concealed Handgun Permits	2024	14	24	33	20	18	18	29	12	14	-	-	-	182	-17%	182
	2023	22	36	47	23	27	20	9	16	19	23	24	14	219	▼	280
Miscellaneous/ Other	2024	4	-	4	6	2	7	4	2	-	-	-	-	29	-22%	29
	2023	2	9	6	1	7	6	3	1	2	1	6	-	37	▼	44
Others	2024	-	-	-	-	-	1	-	-	-	-	-	-	1	1	1
	2023	-	-	-	-	-	-	-	-	-	-	-	-	-	0	↔

Filings by Case Category																
Case Categories		Jan	Feb	Mar	Apr	May	Jun	Jul	Aug	Sep	Oct	Nov	Dec	Thru Sep	% Change	Total
Capital Murder	2024	-	-	-	-	-	-	-	-	-	-	-	-	0	0	0
	2023	-	-	-	-	-	-	-	-	-	-	-	1	-	0	↔
Contested Divorce	2024	2	-	-	1	-	1	1	1	-	-	-	-	6	0%	6
	2023	-	-	-	-	-	3	2	-	1	-	-	-	6	↔	6
Domestic and Family - Level 1	2024	-	-	1	-	6	1	-	-	2	-	-	-	10	67%	10
	2023	-	-	4	-	-	-	-	2	-	-	-	-	6	▲	6
Domestic and Family - Level 2	2024	1	-	-	1	-	-	-	-	1	-	-	-	3	-25%	3
	2023	2	-	-	-	-	1	-	1	-	2	-	-	4	▼	6
Felonies and Related Matters	2024	10	6	2	7	9	4	-	18	28	-	-	-	84	31%	84
	2023	8	5	18	-	5	4	5	12	7	6	14	11	64	▲	95
General Civil - Level 2	2024	2	-	-	1	-	1	-	1	2	-	-	-	7	-30%	7
	2023	-	5	1	-	1	2	-	1	-	1	1	1	10	▼	13
General Civil - Level 3	2024	2	-	-	-	-	-	-	1	-	-	-	-	3	0%	3
	2023	2	-	-	-	-	-	-	1	-	1	1	-	3	↔	5
Miscellaneous Civil	2024	18	24	37	25	21	25	33	13	14	-	-	-	210	-15%	210
	2023	24	41	52	24	33	25	11	17	21	24	30	14	248	▼	316
Misdemeanor	2024	-	3	1	1	2	3	3	3	-	-	-	-	16	100%	16
	2023	-	5	-	-	-	-	-	1	2	1	4	1	8	▲	14
Other	2024	-	-	-	-	-	2	-	-	-	-	-	-	2	2	2
	2023	-	-	-	-	-	-	-	-	-	-	-	-	-	0	↔
Other Criminally Related Matters	2024	-	-	-	1	-	-	-	-	-	-	-	-	1	-50%	1
	2023	-	-	-	-	1	-	-	1	-	1	-	1	2	▼	4
Probates/Wills & Trusts - Level 2	2024	-	1	-	-	-	-	-	-	-	-	-	-	1	-50%	1
	2023	-	-	-	1	-	-	-	1	-	-	1	-	2	▼	3
Uncontested Divorce	2024	-	2	-	2	4	4	2	3	2	-	-	-	19	171%	19
	2023	-	1	1	-	-	-	1	-	4	-	-	5	7	▲	13

CPSS-CCMS-10.01 CASELOAD STATISTICS OF THE CIRCUIT COURTS

Carroll

January 2023 -- September 2024 Filings

Alexandria and Fairfax Circuit are not Included in State Totals

Dashboard		Monthly Filings Summary		Jan --- Sep Filings	
Court: Carroll Circuit	Circuit/Court ID: 27 227035			<div style="display: flex; justify-content: space-around;"> <div style="text-align: center;"> <p>2,565</p> <p>2024</p> </div> <div style="text-align: center;"> <p>2,724</p> <p>2023</p> </div> </div>	
Start/End Date: Jan-23 / Sep-24	Type of Case: Filings				
2023 Average Month: 290	2024 Average Month: 285				
Jan-Sep 2023: 2,724	Jan-Sep 2024 : 2,565				
Filings Trending: ▼	Overall AVG. Month: 288				

Filings by Division																
Divisions		Jan	Feb	Mar	Apr	May	Jun	Jul	Aug	Sep	Oct	Nov	Dec	Thru Sep	% Change	Total
Total	2024	273	365	371	301	274	252	243	233	253	-	-	-	2,565	-6%	2,565
	2023	397	257	390	315	277	343	199	271	275	251	178	326	2,724	▼	3,479
Civil	2024	19	24	29	28	34	27	25	16	25	-	-	-	227	-4%	227
	2023	32	18	30	37	28	26	28	17	21	33	19	18	237	▼	307
Criminal	2024	86	101	166	128	120	141	111	111	147	-	-	-	1,111	0%	1,111
	2023	165	91	125	122	108	170	53	113	164	88	46	161	1,111	↔	1,406
Concealed Handgun Permits	2024	106	91	106	79	77	48	56	65	66	-	-	-	694	-29%	694
	2023	150	103	180	121	103	97	81	91	53	87	77	85	979	▼	1,228
Miscellaneous/ Other	2024	62	149	70	64	42	36	50	41	15	-	-	-	529	34%	529
	2023	50	45	55	35	38	48	37	50	37	43	36	61	395	▲	535
Others	2024	-	-	-	2	1	-	1	-	-	-	-	-	4	100%	4
	2023	-	-	-	-	-	2	-	-	-	-	-	1	2	▲	3

Filings by Case Category																
Case Categories		Jan	Feb	Mar	Apr	May	Jun	Jul	Aug	Sep	Oct	Nov	Dec	Thru Sep	% Change	Total
Administrative Law	2024	-	-	-	-	-	-	1	1	-	-	-	-	2	100%	2
	2023	-	-	-	-	-	-	-	-	1	-	-	-	1	▲	1
Capital Murder	2024	-	-	-	-	-	-	-	-	-	-	-	-	0	-100%	0
	2023	-	-	1	-	-	-	-	-	-	-	-	-	1	▼	1
Contested Divorce	2024	3	4	2	4	3	3	3	2	-	-	-	-	24	-14%	24
	2023	4	1	6	3	2	5	3	1	3	4	1	4	28	▼	37
Domestic and Family - Level 1	2024	1	1	13	5	14	2	5	1	2	-	-	-	44	33%	44
	2023	12	4	7	2	1	1	1	2	3	8	6	4	33	▲	51
Domestic and Family - Level 2	2024	1	2	3	1	5	3	-	1	1	-	-	-	17	-11%	17
	2023	2	-	8	1	7	-	-	1	-	6	1	2	19	▼	28
Felonies and Related Matters	2024	75	76	148	88	108	115	98	96	125	-	-	-	929	3%	929
	2023	142	74	108	87	79	137	28	98	149	70	36	140	902	▲	1,148
General Civil - Level 1	2024	1	-	-	-	1	1	-	-	-	-	-	-	3	-40%	3
	2023	1	-	-	-	1	-	2	1	-	1	1	-	5	▼	7
General Civil - Level 2	2024	3	2	-	4	3	5	3	3	5	-	-	-	28	-33%	28
	2023	2	3	4	6	10	2	8	6	1	6	2	2	42	▼	52
General Civil - Level 3	2024	3	5	2	3	2	1	4	2	1	-	-	-	23	28%	23
	2023	2	-	1	4	3	3	2	1	2	1	1	2	18	▲	22
Miscellaneous Civil	2024	114	112	126	107	103	64	73	74	79	-	-	-	852	-24%	852
	2023	171	113	205	137	109	115	95	104	66	101	93	94	1,115	▼	1,403
Misdemeanor	2024	4	17	12	11	9	9	10	7	16	-	-	-	95	-5%	95
	2023	10	12	13	11	16	16	7	12	3	14	6	4	100	▼	124
Other	2024	54	129	50	38	17	20	33	32	1	-	-	-	374	47%	374
	2023	28	34	28	20	33	31	22	35	24	30	21	53	255	▲	359
Other Criminally Related Matters	2024	7	8	9	31	3	17	3	10	10	-	-	-	98	-13%	98
	2023	13	6	6	24	13	18	18	3	12	4	5	17	113	▼	139
Probates/Wills & Trusts - Level 1	2024	1	-	-	-	1	-	1	-	-	-	-	-	3	-25%	3
	2023	1	2	-	-	-	-	-	-	1	-	-	-	4	▼	4
Probates/Wills & Trusts - Level 2	2024	1	4	2	4	1	2	1	1	6	-	-	-	22	22%	22
	2023	1	2	3	-	2	2	3	1	4	1	1	-	18	▲	20
Uncontested Divorce	2024	5	5	4	5	4	10	8	3	7	-	-	-	51	-27%	51
	2023	8	6	8	13	7	6	10	6	6	5	4	4	70	▼	83

This report reflects data in the case management system. Numbers will update accordingly as reports are refreshed and posted.

Dashboard		Monthly Filings Summary		Jan --- Sep Filings					
<p>Court: Floyd Circuit Start/End Date: Jan-23 / Sep-24 2023 Average Month: 94 Jan-Sep 2023: 893 Filings Trending: ↔</p>	<p>Circuit/Court ID: 27 227063 Type of Case: Filings 2024 Average Month: 98 Jan-Sep 2024 : 878 Overall AVG. Month: 95</p>	<p style="text-align: center; font-weight: bold; font-size: 1.2em;">Jan 23 - Sep 24</p>		<table style="margin: auto;"> <tr> <td style="text-align: center; width: 50px;">878</td> <td style="text-align: center; width: 50px;">893</td> </tr> <tr> <td style="text-align: center; width: 50px;">2024</td> <td style="text-align: center; width: 50px;">2023</td> </tr> </table>		878	893	2024	2023
878	893								
2024	2023								

Filings by Division																
Divisions		Jan	Feb	Mar	Apr	May	Jun	Jul	Aug	Sep	Oct	Nov	Dec	Thru Sep	% Change	Total
Total	2024	121	82	121	110	78	86	129	67	84	-	-	-	878	-2%	878
	2023	163	100	117	100	86	90	116	62	59	106	67	60	893	▼	1,126
Civil	2024	12	8	34	8	7	18	6	8	7	-	-	-	108	4%	108
	2023	11	11	10	17	11	15	13	12	4	5	12	10	104	▲	131
Criminal	2024	70	25	16	38	8	27	75	13	22	-	-	-	294	-14%	294
	2023	85	22	33	43	29	28	66	10	26	54	22	14	342	▼	432
Concealed Handgun Permits	2024	29	44	54	49	51	33	34	27	43	-	-	-	364	3%	364
	2023	56	50	61	27	39	40	27	33	21	36	24	27	354	▲	441
Miscellaneous/ Other	2024	10	5	17	15	12	8	14	19	12	-	-	-	112	20%	112
	2023	11	17	13	13	7	7	10	7	8	11	9	9	93	▲	122

Filings by Case Category																
Case Categories		Jan	Feb	Mar	Apr	May	Jun	Jul	Aug	Sep	Oct	Nov	Dec	Thru Sep	% Change	Total
Contested Divorce	2024	1	1	4	1	-	2	1	2	-	-	-	-	12	-20%	12
	2023	1	2	2	1	2	1	3	1	2	-	3	3	15	▼	21
Domestic and Family - Level 1	2024	6	2	20	-	3	1	-	-	-	-	-	-	32	14%	32
	2023	-	2	6	9	2	5	-	4	-	1	6	3	28	▲	38
Domestic and Family - Level 2	2024	-	1	3	2	-	1	1	1	1	-	-	-	10	25%	10
	2023	-	-	1	2	3	-	2	-	-	-	-	-	8	▲	8
Felonies and Related Matters	2024	59	13	11	25	2	12	61	6	10	-	-	-	199	-16%	199
	2023	61	13	26	33	11	16	53	6	18	31	11	9	237	▼	288
General Civil - Level 2	2024	1	-	2	2	1	3	1	1	1	-	-	-	12	-37%	12
	2023	2	4	2	1	2	2	4	2	-	1	1	1	19	▼	22
General Civil - Level 3	2024	-	1	1	1	2	2	-	-	1	-	-	-	8	-47%	8
	2023	2	-	4	1	1	7	1	-	-	-	1	1	15	▼	17
Miscellaneous Civil	2024	38	49	71	61	61	41	47	45	55	-	-	-	468	8%	468
	2023	67	64	72	37	44	46	36	40	29	47	29	35	435	▲	546
Misdemeanor	2024	10	12	5	13	5	14	14	6	12	-	-	-	91	-6%	91
	2023	23	7	5	10	18	12	13	4	5	22	10	4	97	▼	133
Other	2024	1	-	-	-	-	-	-	-	-	-	-	-	1	-50%	1
	2023	-	-	-	1	-	-	-	1	-	-	-	-	2	▼	2
Other Criminally Related Matters	2024	1	-	-	-	1	1	-	1	-	-	-	-	4	-50%	4
	2023	1	2	2	-	-	-	-	-	3	1	1	1	8	▼	11
Probates/Wills & Trusts - Level 1	2024	-	-	-	-	-	1	-	-	-	-	-	-	1	0%	1
	2023	-	1	-	-	-	-	-	-	-	-	-	-	1	↔	1
Probates/Wills & Trusts - Level 2	2024	1	-	-	1	-	1	-	2	2	-	-	-	7	40%	7
	2023	2	-	-	1	-	-	1	1	-	1	2	2	5	▲	10
Protective Orders	2024	-	1	-	1	1	-	1	-	-	-	-	-	4	100%	4
	2023	1	1	-	-	-	-	-	-	-	-	-	-	2	▲	2
Uncontested Divorce	2024	3	2	4	3	2	7	3	3	2	-	-	-	29	38%	29
	2023	3	4	1	1	3	1	3	3	2	2	3	1	21	▲	27

CPSS-CCMS-10.01 CASELOAD STATISTICS OF THE CIRCUIT COURTS

January 2023 -- September 2024 Filings

Alexandria and Fairfax Circuit are not Included in State Totals

Dashboard	Monthly Filings Summary	Jan --- Sep Filings
<p>Court: Giles Circuit Start/End Date: Jan-23 / Sep-24 2023 Average Month: 151 Jan-Sep 2023: 1,318 Filings Trending: ▼</p> <p>Circuit/Court ID: 27 227071 Type of Case: Filings 2024 Average Month: 131 Jan-Sep 2024 : 1,177 Overall AVG. Month: 142</p>	<p>Jan 23 - Sep 24</p>	<p>1,177 1,318</p> <p>2024 2023</p>

Filings by Division																
Divisions		Jan	Feb	Mar	Apr	May	Jun	Jul	Aug	Sep	Oct	Nov	Dec	Thru Sep	% Change	Total
Total	2024	141	120	105	162	131	110	165	114	129	-	-	-	1,177	-11%	1,177
	2023	192	108	155	175	114	129	171	143	131	174	167	147	1,318	▼	1,806
Civil	2024	19	22	14	14	7	17	18	12	15	-	-	-	138	-13%	138
	2023	6	12	16	15	25	13	18	22	31	21	12	8	158	▼	199
Criminal	2024	48	31	32	85	56	37	75	49	57	-	-	-	470	5%	470
	2023	89	9	33	78	29	51	71	45	44	76	98	19	449	▲	642
Concealed Handgun Permits	2024	30	43	33	30	39	24	40	21	32	-	-	-	292	-35%	292
	2023	75	51	75	60	36	36	48	39	30	39	35	31	450	▼	555
Miscellaneous/Other	2024	43	24	26	33	29	32	32	31	23	-	-	-	273	6%	273
	2023	22	35	30	22	24	28	34	36	26	36	22	89	257	▲	404
Others	2024	1	-	-	-	-	-	-	1	2	-	-	-	4	0%	4
	2023	-	1	1	-	-	1	-	1	-	2	-	-	4	↔	6

Filings by Case Category																
Case Categories		Jan	Feb	Mar	Apr	May	Jun	Jul	Aug	Sep	Oct	Nov	Dec	Thru Sep	% Change	Total
Administrative Law	2024	-	-	-	-	-	-	-	-	-	-	-	-	0	-100%	0
	2023	-	-	-	-	-	-	-	1	-	-	-	-	1	▼	1
Contested Divorce	2024	2	-	2	2	1	2	2	-	-	-	-	-	11	-31%	11
	2023	2	4	2	3	4	-	-	-	1	1	1	1	16	▼	19
Domestic and Family - Level 1	2024	9	12	1	1	2	4	12	-	5	-	-	-	46	-39%	46
	2023	1	-	4	1	14	6	12	12	26	7	5	1	76	▼	89
Domestic and Family - Level 2	2024	2	-	1	4	-	2	-	-	-	-	-	-	9	29%	9
	2023	-	-	1	-	-	2	1	2	1	1	-	1	7	▲	9
Felonies and Related Matters	2024	39	12	21	74	46	16	58	13	32	-	-	-	311	14%	311
	2023	49	5	16	53	18	34	49	26	23	51	72	9	273	▲	405
General Civil - Level 1	2024	-	-	-	-	-	-	-	-	-	-	-	-	0	-100%	0
	2023	-	-	-	-	-	-	-	-	1	1	2	-	1	▼	4
General Civil - Level 2	2024	-	2	2	4	1	2	-	1	5	-	-	-	17	13%	17
	2023	-	4	2	4	1	-	1	1	2	2	1	-	15	▲	18
General Civil - Level 3	2024	1	4	-	-	1	4	1	3	1	-	-	-	15	15%	15
	2023	1	2	1	1	2	2	1	2	1	2	-	2	13	▲	17
Miscellaneous Civil	2024	37	50	43	41	48	34	52	32	44	-	-	-	381	-27%	381
	2023	78	64	86	66	40	40	59	50	40	51	40	38	523	▼	652
Misdemeanor	2024	9	15	9	11	10	21	16	18	25	-	-	-	134	-18%	134
	2023	38	3	17	22	10	17	21	16	19	25	22	8	163	▼	218
Other	2024	36	16	18	21	19	21	20	22	12	-	-	-	185	5%	185
	2023	19	20	20	16	19	23	21	25	14	27	16	82	177	▲	302
Other Criminally Related Matters	2024	-	4	2	-	-	-	1	18	-	-	-	-	25	92%	25
	2023	2	1	-	3	1	-	1	3	2	1	4	2	13	▲	20
Probates/Wills & Trusts - Level 2	2024	1	1	-	-	1	1	1	-	3	-	-	-	8	-20%	8
	2023	2	1	2	1	-	1	1	2	-	4	2	-	10	▼	16
Protective Orders	2024	-	-	-	-	-	-	-	-	-	-	-	-	0	-100%	0
	2023	-	-	-	-	1	-	-	-	-	-	-	-	1	▼	1
Uncontested Divorce	2024	5	4	6	4	2	3	2	7	2	-	-	-	35	21%	35
	2023	-	4	4	5	4	4	4	3	1	1	2	3	29	▲	35

This report reflects data in the case management system. Numbers will update accordingly as reports are refreshed and posted.

Dashboard		Monthly Filings Summary		Jan --- Sep Filings	
Court: Grayson Circuit	Circuit/Court ID: 27 227077				
Start/End Date: Jan-23 / Sep-24	Type of Case: Filings				
2023 Average Month: 176	2024 Average Month: 151				
Jan-Sep 2023: 1,622	Jan-Sep 2024 : 1,356				
Filings Trending: ▼	Overall AVG. Month: 165				

Filings by Division																
Divisions		Jan	Feb	Mar	Apr	May	Jun	Jul	Aug	Sep	Oct	Nov	Dec	Thru Sep	% Change	Total
Total	2024	159	177	135	184	201	129	133	111	127	-	-	-	1,356	-16%	1,356
	2023	250	166	244	180	169	176	194	130	113	228	135	127	1,622	▼	2,112
Civil	2024	19	21	17	17	19	26	16	19	13	-	-	-	167	-20%	167
	2023	12	17	35	24	24	34	19	17	26	31	19	17	208	▼	275
Criminal	2024	60	78	50	97	122	41	72	36	52	-	-	-	608	-9%	608
	2023	126	50	75	80	62	71	118	50	33	123	51	52	665	▼	891
Concealed Handgun Permits	2024	51	50	44	43	36	41	31	41	45	-	-	-	382	-25%	382
	2023	80	76	95	53	57	49	29	31	38	53	52	33	508	▼	646
Miscellaneous/ Other	2024	29	28	24	27	23	21	14	15	15	-	-	-	196	-19%	196
	2023	32	23	39	23	26	22	28	32	16	20	13	25	241	▼	299
Others	2024	-	-	-	-	1	-	-	-	2	-	-	-	3	3	3
	2023	-	-	-	-	-	-	-	-	-	1	-	-	0	↔	1

Filings by Case Category																
Case Categories		Jan	Feb	Mar	Apr	May	Jun	Jul	Aug	Sep	Oct	Nov	Dec	Thru Sep	% Change	Total
Administrative Law	2024	-	-	-	-	-	-	-	-	-	-	-	-	0	-100%	0
	2023	-	-	-	-	-	-	-	1	-	-	-	-	1	▼	1
Capital Murder	2024	-	-	-	-	-	-	-	-	-	-	-	-	0	-100%	0
	2023	-	-	-	-	-	-	1	-	-	-	-	-	1	▼	1
Contested Divorce	2024	1	-	1	2	1	1	1	2	1	-	-	-	10	-23%	10
	2023	1	1	2	1	1	3	2	-	2	2	1	1	13	▼	17
Domestic and Family - Level 1	2024	2	4	1	4	3	3	5	-	1	-	-	-	23	-52%	23
	2023	6	2	19	4	4	5	5	1	2	4	6	2	48	▼	60
Domestic and Family - Level 2	2024	4	2	1	1	4	1	-	2	2	-	-	-	17	-6%	17
	2023	-	2	1	1	3	2	-	-	9	-	-	-	18	▼	18
Felonies and Related Matters	2024	45	56	42	89	105	26	52	25	41	-	-	-	481	-5%	481
	2023	98	38	65	69	40	51	94	31	19	89	35	36	505	▼	665
General Civil - Level 1	2024	-	-	-	-	-	-	-	-	-	-	-	-	0	-100%	0
	2023	1	-	-	-	-	-	-	-	-	-	-	-	1	▼	1
General Civil - Level 2	2024	-	2	2	4	1	6	3	-	1	-	-	-	19	12%	19
	2023	1	1	-	4	1	1	-	4	5	1	4	1	17	▲	23
General Civil - Level 3	2024	4	8	4	1	3	8	4	7	1	-	-	-	40	-13%	40
	2023	2	2	4	4	10	17	2	2	3	15	4	6	46	▼	71
Miscellaneous Civil	2024	54	58	49	46	42	48	34	46	50	-	-	-	427	-26%	427
	2023	84	79	102	61	66	59	40	40	43	56	56	39	574	▼	725
Misdemeanor	2024	13	20	6	8	16	13	19	11	8	-	-	-	114	-21%	114
	2023	23	10	9	11	19	19	23	21	10	34	12	13	145	▼	204
Other	2024	27	22	20	21	19	14	12	12	13	-	-	-	160	-13%	160
	2023	26	19	34	16	18	14	21	24	12	17	11	20	184	▼	232
Other Criminally Related Matters	2024	2	3	2	1	1	3	1	-	3	-	-	-	16	-24%	16
	2023	5	3	1	1	3	2	2	-	4	2	4	3	21	▼	30
Probates/Wills & Trusts - Level 2	2024	1	-	2	1	-	-	-	3	1	-	-	-	8	-50%	8
	2023	1	2	5	3	1	1	2	1	-	-	2	1	16	▼	19
Protective Orders	2024	-	-	-	-	-	-	-	-	-	-	-	-	0	0	0
	2023	-	-	-	-	-	-	-	-	-	-	-	1	0	↔	1
Uncontested Divorce	2024	6	2	5	6	6	6	2	3	5	-	-	-	41	28%	41
	2023	2	7	2	5	3	2	2	5	4	8	-	4	32	▲	44

CPSS-CCMS-10.01 CASELOAD STATISTICS OF THE CIRCUIT COURTS

Montgomery

January 2023 -- September 2024 Filings

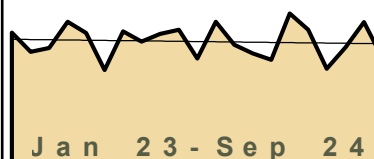
Alexandria and Fairfax Circuit are not Included in State Totals

Dashboard

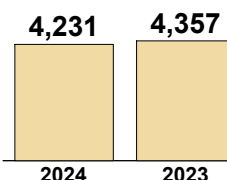
Court: Montgomery Circuit
Start/End Date: Jan-23 / Sep-24
2023 Average Month: 488
Jan-Sep 2023: 4,357
Filings Trending: ▼

Circuit/Court ID: 27 227121
Type of Case: Filings
2024 Average Month: 470
Jan-Sep 2024 : 4,231
Overall AVG. Month: 480

Monthly Filings Summary



Jan --- Sep Filings




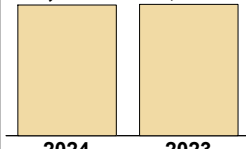
Filings by Division

Divisions		Jan	Feb	Mar	Apr	May	Jun	Jul	Aug	Sep	Oct	Nov	Dec	Thru Sep	% Change	Total
Total	2024	468	435	411	587	525	376	458	554	417	-	-	-	4,231	-3%	4,231
	2023	514	441	455	555	513	371	519	480	509	525	415	555	4,357	▼	5,852
Civil	2024	35	36	47	32	43	45	34	67	37	-	-	-	376	-10%	376
	2023	45	37	57	38	55	50	32	55	47	60	36	43	416	▼	555
Criminal	2024	247	185	153	341	282	170	224	291	200	-	-	-	2,093	-9%	2,093
	2023	263	169	207	340	256	167	328	235	323	290	170	188	2,288	▼	2,936
Concealed Handgun Permits	2024	84	118	126	114	87	78	103	87	95	-	-	-	892	0%	892
	2023	118	130	119	104	110	80	78	93	62	105	111	88	894	▼	1,198
Miscellaneous/ Other	2024	101	96	85	100	112	83	96	109	85	-	-	-	867	15%	867
	2023	88	105	72	73	91	74	81	96	77	69	98	236	757	▲	1,160
Others	2024	1	-	-	-	1	-	1	-	-	-	-	-	3	50%	3
	2023	-	-	-	-	1	-	-	1	-	1	-	-	2	▲	3

Filings by Case Category

Case Categories		Jan	Feb	Mar	Apr	May	Jun	Jul	Aug	Sep	Oct	Nov	Dec	Thru Sep	% Change	Total
Administrative Law	2024	-	-	-	-	1	-	-	-	-	-	-	-	1	-67%	1
	2023	1	-	2	-	-	-	-	-	-	-	-	-	3	▼	3
Contested Divorce	2024	3	3	6	1	2	1	2	3	1	-	-	-	22	-61%	22
	2023	6	3	8	9	7	8	2	9	5	6	6	8	57	▼	77
Domestic and Family - Level 1	2024	7	2	13	12	10	10	8	33	5	-	-	-	100	92%	100
	2023	1	-	6	3	8	7	2	19	6	7	2	9	52	▲	70
Domestic and Family - Level 2	2024	3	4	-	-	1	1	2	1	-	-	-	-	12	-37%	12
	2023	1	-	4	3	4	1	2	1	3	-	3	2	19	▼	24
Felonies and Related Matters	2024	139	136	94	223	165	98	159	203	138	-	-	-	1,355	-11%	1,355
	2023	198	123	139	238	147	105	225	145	200	208	91	109	1,520	▼	1,928
General Civil - Level 1	2024	-	2	1	-	-	-	1	2	1	-	-	-	7	-30%	7
	2023	-	-	1	2	-	3	3	-	1	1	1	-	10	▼	12
General Civil - Level 2	2024	5	6	7	6	9	13	9	8	8	-	-	-	71	-3%	71
	2023	4	9	8	3	12	11	7	6	13	16	5	7	73	▼	101
General Civil - Level 3	2024	2	7	9	6	7	5	6	9	6	-	-	-	57	-10%	57
	2023	19	8	6	3	4	7	7	7	2	6	5	9	63	▼	83
Miscellaneous Civil	2024	111	146	150	155	123	109	145	142	129	-	-	-	1,210	5%	1,210
	2023	145	157	150	132	140	112	112	125	81	134	148	124	1,154	▲	1,560
Misdemeanor	2024	98	43	53	111	98	65	57	77	58	-	-	-	660	-6%	660
	2023	56	41	60	92	102	58	89	83	118	67	64	69	699	▼	899
Other	2024	74	65	57	54	72	50	49	50	47	-	-	-	518	9%	518
	2023	60	79	39	41	57	37	44	61	56	37	57	195	474	▲	763
Other Criminally Related Matters	2024	10	6	6	7	19	8	8	11	4	-	-	-	79	14%	79
	2023	9	5	8	10	7	4	14	7	5	15	15	10	69	▲	109
Probates/Wills & Trusts - Level 1	2024	-	-	-	-	-	-	-	-	1	-	-	-	1	-50%	1
	2023	-	-	1	-	-	1	-	-	-	-	-	-	2	▼	2
Probates/Wills & Trusts - Level 2	2024	1	2	2	-	3	1	1	4	3	-	-	-	17	13%	17
	2023	1	3	4	2	2	1	-	1	1	4	1	-	15	▲	20
Uncontested Divorce	2024	15	13	13	12	15	15	11	11	16	-	-	-	121	-18%	121
	2023	13	13	19	17	23	16	12	16	18	24	17	13	147	▼	201

This report reflects data in the case management system. Numbers will update accordingly as reports are refreshed and posted.

Dashboard	Monthly Filings Summary	Jan --- Sep Filings
<p>Court: Pulaski Circuit Start/End Date: Jan-23 / Sep-24 2023 Average Month: 275 Jan-Sep 2023: 2,548 Filings Trending: ↔</p>	<p>Circuit/Court ID: 27 227155 Type of Case: Filings 2024 Average Month: 282 Jan-Sep 2024 : 2,536 Overall AVG. Month: 278</p>  <p style="text-align: center;">Jan 23 - Sep 24</p>	<p style="text-align: center;">2,536 2,548</p>  <p style="text-align: center;">2024 2023</p>

Filings by Division																
Divisions		Jan	Feb	Mar	Apr	May	Jun	Jul	Aug	Sep	Oct	Nov	Dec	Thru Sep	% Change	Total
Total	2024	342	302	262	345	241	196	340	250	258	-	-	-	2,536	0%	2,536
	2023	376	264	400	261	271	235	283	217	241	357	180	209	2,548	▼	3,294
Civil	2024	32	37	22	49	20	29	37	31	34	-	-	-	291	20%	291
	2023	21	31	36	24	24	34	17	27	28	52	17	23	242	▲	334
Criminal	2024	181	135	110	168	131	89	205	119	113	-	-	-	1,251	-13%	1,251
	2023	224	113	242	142	151	115	203	108	133	195	90	111	1,431	▼	1,827
Concealed Handgun Permits	2024	81	90	90	81	46	50	55	65	61	-	-	-	619	-17%	619
	2023	111	107	109	80	82	65	59	64	67	91	60	70	744	▼	965
Miscellaneous/ Other	2024	48	40	40	47	44	28	43	35	50	-	-	-	375	186%	375
	2023	20	13	13	15	14	21	4	18	13	19	13	5	131	▲	168

Filings by Case Category																
Case Categories		Jan	Feb	Mar	Apr	May	Jun	Jul	Aug	Sep	Oct	Nov	Dec	Thru Sep	% Change	Total
Administrative Law	2024	-	-	-	1	-	-	-	-	-	-	-	-	1	0%	1
	2023	-	-	-	-	-	-	-	-	1	-	-	-	1	↔	1
Capital Murder	2024	-	1	-	1	-	-	-	-	-	-	-	-	2	100%	2
	2023	-	-	-	1	-	-	-	-	-	2	-	-	1	▲	3
Contested Divorce	2024	4	2	-	4	6	1	1	-	1	-	-	-	19	-37%	19
	2023	5	3	3	3	2	2	2	5	5	3	2	2	30	▼	37
Domestic and Family - Level 1	2024	4	13	6	25	-	15	13	5	6	-	-	-	87	74%	87
	2023	4	9	5	10	3	5	3	7	4	28	2	9	50	▲	89
Domestic and Family - Level 2	2024	1	2	-	2	-	-	-	4	1	-	-	-	10	43%	10
	2023	-	1	-	2	-	2	-	-	2	-	-	-	7	▲	7
Felonies and Related Matters	2024	111	91	51	128	83	53	163	67	67	-	-	-	814	-16%	814
	2023	154	62	169	98	96	72	165	64	88	151	53	60	968	▼	1,232
General Civil - Level 1	2024	-	-	1	1	-	1	-	-	-	-	-	-	3	0%	3
	2023	-	-	-	1	2	-	-	-	-	-	-	1	3	↔	4
General Civil - Level 2	2024	5	6	-	4	1	3	11	6	4	-	-	-	40	38%	40
	2023	3	4	2	6	5	4	1	3	1	4	5	3	29	▲	41
General Civil - Level 3	2024	3	2	3	2	2	-	5	8	9	-	-	-	34	0%	34
	2023	2	3	4	1	3	6	3	4	8	3	3	2	34	↔	42
Miscellaneous Civil	2024	86	100	102	102	68	61	68	80	73	-	-	-	740	-15%	740
	2023	130	118	125	92	97	88	64	83	77	109	71	75	874	▼	1,129
Misdemeanor	2024	62	39	46	25	36	34	33	43	36	-	-	-	354	-10%	354
	2023	55	46	61	36	44	39	35	36	41	36	27	45	393	▼	501
Other	2024	42	30	27	29	24	17	28	18	38	-	-	-	253	6,225%	253
	2023	-	-	2	-	1	1	-	-	-	2	-	-	4	▲	6
Other Criminally Related Matters	2024	8	5	13	14	12	5	9	9	10	-	-	-	85	20%	85
	2023	15	6	12	7	11	5	3	8	4	6	10	6	71	▲	93
Probates/Wills & Trusts - Level 1	2024	-	-	1	-	-	-	-	-	-	-	-	-	1	-50%	1
	2023	-	-	2	-	-	-	-	-	-	1	-	-	2	▼	3
Probates/Wills & Trusts - Level 2	2024	2	4	3	2	2	-	2	4	3	-	-	-	22	120%	22
	2023	-	2	3	1	-	1	1	1	1	1	3	1	10	▲	15
Protective Orders	2024	1	1	1	-	1	3	1	-	1	-	-	-	9	-55%	9
	2023	4	3	4	-	2	3	-	1	3	3	1	2	20	▼	26
Uncontested Divorce	2024	13	6	8	5	6	3	6	6	9	-	-	-	62	22%	62
	2023	4	7	8	3	5	7	6	5	6	8	3	3	51	▲	65

Dashboard	Monthly Filings Summary	Jan --- Sep Filings				
<p>Court: Wythe Circuit Start/End Date: Jan-23 / Sep-24 2023 Average Month: 238 Jan-Sep 2023: 2,143 Filings Trending: ↔</p> <p>Circuit/Court ID: 27 227197 Type of Case: Filings 2024 Average Month: 234 Jan-Sep 2024 : 2,102 Overall AVG. Month: 236</p>	<p>Jan 23 - Sep 24</p>	<table style="margin: auto;"> <tr> <td style="text-align: center;">2,102</td> <td style="text-align: center;">2,143</td> </tr> <tr> <td style="text-align: center;">2024</td> <td style="text-align: center;">2023</td> </tr> </table>	2,102	2,143	2024	2023
2,102	2,143					
2024	2023					

Filings by Division																
Divisions		Jan	Feb	Mar	Apr	May	Jun	Jul	Aug	Sep	Oct	Nov	Dec	Thru Sep	% Change	Total
Total	2024	257	229	220	315	180	216	231	230	224	-	-	-	2,102	-2%	2,102
	2023	277	324	273	246	213	230	165	258	157	376	152	188	2,143	▼	2,859
Civil	2024	23	24	30	36	11	44	29	29	28	-	-	-	254	-11%	254
	2023	29	25	20	31	32	38	24	70	16	32	19	24	285	▼	360
Criminal	2024	143	96	105	175	99	102	124	105	118	-	-	-	1,067	29%	1,067
	2023	125	120	96	86	88	99	55	104	53	250	65	75	826	▲	1,216
Concealed Handgun Permits	2024	79	91	63	85	56	52	62	78	57	-	-	-	623	-28%	623
	2023	108	151	140	113	78	73	64	66	70	75	54	70	863	▼	1,062
Miscellaneous/ Other	2024	11	18	22	19	14	18	16	18	21	-	-	-	157	-7%	157
	2023	15	28	17	16	15	20	22	18	18	19	14	19	169	▼	221
Others	2024	1	-	-	-	-	-	-	-	-	-	-	-	1	1	1
	2023	-	-	-	-	-	-	-	-	-	-	-	-	0	↔	0

Filings by Case Category																
Case Categories		Jan	Feb	Mar	Apr	May	Jun	Jul	Aug	Sep	Oct	Nov	Dec	Thru Sep	% Change	Total
Administrative Law	2024	-	-	-	-	-	-	1	-	-	-	-	-	1	0%	1
	2023	-	-	-	-	-	1	-	-	-	-	-	-	1	↔	1
Capital Murder	2024	-	-	-	-	-	-	-	-	1	-	-	-	1	1	1
	2023	-	-	-	-	-	-	-	-	-	-	-	-	0	↔	0
Contested Divorce	2024	2	5	6	4	4	1	4	2	-	-	-	-	28	-22%	28
	2023	3	5	3	3	6	5	2	9	-	5	4	4	36	▼	49
Domestic and Family - Level 1	2024	8	3	2	10	-	20	2	12	9	-	-	-	66	-7%	66
	2023	11	4	5	6	2	3	-	38	2	7	3	8	71	▼	89
Domestic and Family - Level 2	2024	-	2	1	2	3	-	4	3	1	-	-	-	16	220%	16
	2023	-	-	1	1	1	-	1	1	-	-	3	-	5	▲	8
Felonies and Related Matters	2024	111	70	54	124	68	79	101	74	67	-	-	-	748	23%	748
	2023	99	93	72	60	67	72	33	77	37	213	46	53	610	▲	922
General Civil - Level 1	2024	-	-	1	-	-	-	-	-	-	-	-	-	1	-50%	1
	2023	1	-	-	-	-	1	-	-	-	-	-	-	2	▼	2
General Civil - Level 2	2024	2	4	5	1	-	4	4	3	5	-	-	-	28	-15%	28
	2023	2	2	-	4	3	7	4	8	3	6	4	7	33	▼	50
General Civil - Level 3	2024	2	5	8	4	1	7	2	1	5	-	-	-	35	-30%	35
	2023	6	8	2	4	8	7	5	6	4	6	6	6	50	▼	68
Miscellaneous Civil	2024	93	108	88	106	70	73	80	94	77	-	-	-	789	-24%	789
	2023	124	181	160	130	97	95	84	79	88	95	64	83	1,038	▼	1,280
Misdemeanor	2024	28	22	46	45	24	19	19	30	47	-	-	-	280	48%	280
	2023	25	24	17	28	19	21	19	21	15	36	19	21	189	▲	265
Other	2024	2	-	-	-	-	-	1	-	-	-	-	-	3	-25%	3
	2023	-	2	-	-	-	-	-	1	1	-	1	-	4	▼	5
Other Criminally Related Matters	2024	4	4	5	7	7	4	5	1	4	-	-	-	41	17%	41
	2023	1	3	8	4	2	6	4	6	1	2	-	1	35	▲	38
Probates/Wills & Trusts - Level 1	2024	-	-	-	-	-	-	-	-	-	-	-	-	0	-100%	0
	2023	1	-	-	-	-	-	-	-	-	-	-	1	1	▼	2
Probates/Wills & Trusts - Level 2	2024	2	-	-	2	-	4	2	1	1	-	-	-	12	-25%	12
	2023	-	2	3	2	2	2	2	1	2	1	1	1	16	▼	19
Uncontested Divorce	2024	3	6	4	10	3	5	6	9	7	-	-	-	53	2%	53
	2023	4	-	2	4	6	10	11	11	4	5	1	3	52	▲	61

This report reflects data in the case management system. Numbers will update accordingly as reports are refreshed and posted.

Dashboard	Monthly Filings Summary	Jan --- Sep Filings
<p>Court: Radford Circuit Start/End Date: Jan-23 / Sep-24 2023 Average Month: 96 Jan-Sep 2023: 947 Filings Trending: ▲</p> <p>Circuit/Court ID: 27 227750 Type of Case: Filings 2024 Average Month: 127 Jan-Sep 2024 : 1,145 Overall AVG. Month: 109</p>		<div style="display: flex; justify-content: space-around;"> <div style="text-align: center;"> <p>1,145</p> <p>2024</p> </div> <div style="text-align: center;"> <p>947</p> <p>2023</p> </div> </div>

Filings by Division																
Divisions		Jan	Feb	Mar	Apr	May	Jun	Jul	Aug	Sep	Oct	Nov	Dec	Thru Sep	% Change	Total
Total	2024	55	64	302	60	61	204	73	75	251	-	-	-	1,145	21%	1,145
	2023	71	74	217	50	74	160	53	84	164	56	52	99	947	▲	1,154
Civil	2024	6	14	12	4	9	8	2	11	8	-	-	-	74	-40%	74
	2023	6	16	46	4	16	19	5	7	4	8	10	2	123	▼	143
Criminal	2024	19	21	266	30	27	173	39	37	219	-	-	-	831	47%	831
	2023	32	30	144	20	20	119	25	34	140	22	17	69	564	▲	672
Concealed Handgun Permits	2024	25	22	18	17	16	10	13	16	14	-	-	-	151	-16%	151
	2023	28	17	15	22	29	16	13	27	12	15	19	21	179	▼	234
Miscellaneous/ Other	2024	5	7	6	9	9	13	19	11	10	-	-	-	89	13%	89
	2023	5	11	12	4	9	6	9	15	8	11	6	7	79	▲	103
Others	2024	-	-	-	-	-	-	-	-	-	-	-	-	0	-100%	0
	2023	-	-	-	-	-	-	1	1	-	-	-	-	2	▼	2

Filings by Case Category																
Case Categories		Jan	Feb	Mar	Apr	May	Jun	Jul	Aug	Sep	Oct	Nov	Dec	Thru Sep	% Change	Total
Administrative Law	2024	-	-	-	-	-	-	-	1	-	-	-	-	1	1	1
	2023	-	-	-	-	-	-	-	-	-	-	-	-	0	↔	0
Contested Divorce	2024	1	-	2	1	-	-	-	2	-	-	-	-	6	-14%	6
	2023	-	1	-	-	1	4	-	-	1	-	-	1	7	▼	8
Domestic and Family - Level 1	2024	1	8	1	-	5	3	1	2	-	-	-	-	21	-13%	21
	2023	-	10	1	-	2	4	2	4	1	3	3	-	24	▼	30
Domestic and Family - Level 2	2024	-	-	1	-	-	-	-	1	-	-	-	-	2	-75%	2
	2023	-	2	3	-	-	2	1	-	-	1	-	-	8	▼	9
Felonies and Related Matters	2024	12	11	239	28	21	147	17	19	203	-	-	-	697	70%	697
	2023	17	16	119	10	14	92	14	19	108	8	12	57	409	▲	486
General Civil - Level 1	2024	-	-	-	-	-	-	-	-	-	-	-	-	0	-100%	0
	2023	-	-	-	-	-	1	-	-	-	-	-	-	1	▼	1
General Civil - Level 2	2024	-	-	1	2	-	2	-	-	1	-	-	-	6	-54%	6
	2023	3	1	1	1	2	3	1	1	-	2	3	2	13	▼	20
General Civil - Level 3	2024	1	1	3	-	2	-	-	1	3	-	-	-	11	22%	11
	2023	-	-	1	-	6	1	-	1	-	1	2	-	9	▲	12
Miscellaneous Civil	2024	30	29	24	26	25	23	32	27	24	-	-	-	240	-4%	240
	2023	33	28	24	26	37	20	22	41	20	25	24	26	251	▼	326
Misdemeanor	2024	5	8	29	2	2	26	17	16	16	-	-	-	121	-32%	121
	2023	12	13	65	8	4	24	10	11	31	13	4	12	178	▼	207
Other	2024	-	-	-	-	-	-	-	1	1	-	-	-	2	-50%	2
	2023	-	-	-	-	1	1	1	1	-	-	-	-	4	▼	4
Other Criminally Related Matters	2024	2	2	-	-	4	2	5	2	2	-	-	-	19	-5%	19
	2023	3	1	-	2	3	4	1	4	2	1	1	-	20	▼	22
Probates/Wills & Trusts - Level 1	2024	-	-	-	-	-	-	-	-	-	-	-	-	0	-100%	0
	2023	1	-	-	-	-	-	-	-	-	-	-	-	1	▼	1
Probates/Wills & Trusts - Level 2	2024	-	-	-	-	-	-	1	-	-	-	-	-	1	1	1
	2023	-	-	-	-	-	-	-	-	-	-	-	-	0	↔	0
Protective Orders	2024	-	2	-	-	-	-	-	-	-	-	-	-	2	0%	2
	2023	-	-	-	-	1	-	-	1	-	-	-	-	2	↔	2
Uncontested Divorce	2024	3	3	2	1	2	1	-	3	1	-	-	-	16	-20%	16
	2023	2	2	3	3	3	4	1	1	1	2	3	1	20	▼	26

This report reflects data in the case management system. Numbers will update accordingly as reports are refreshed and posted.

CPSS-CCMS-10.01 CASELOAD STATISTICS OF THE CIRCUIT COURTS

January 2023 -- September 2024 Filings

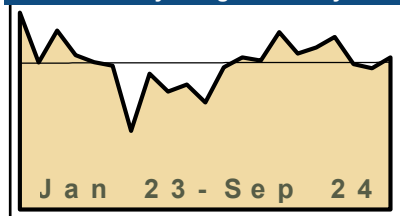
Alexandria and Fairfax Circuit are not Included in State Totals

Dashboard

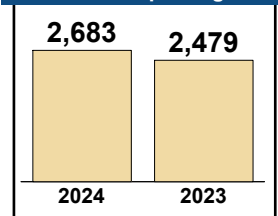
Court: Smyth Circuit
Start/End Date: Jan-23 / Sep-24
2023 Average Month: 266
Jan-Sep 2023: 2,479
Filings Trending: ▲

Circuit/Court ID: 28 228173
Type of Case: Filings
2024 Average Month: 298
Jan-Sep 2024 : 2,683
Overall AVG. Month: 280

Monthly Filings Summary



Jan --- Sep Filings



Filings by Division

Divisions		Jan	Feb	Mar	Apr	May	Jun	Jul	Aug	Sep	Oct	Nov	Dec	Thru Sep	% Change	Total
Total	2024	290	284	338	297	309	329	277	269	290	-	-	-	2,683	8%	2,683
	2023	375	280	341	294	281	274	150	259	225	238	204	271	2,479	▲	3,192
Civil	2024	19	23	21	43	35	28	27	30	27	-	-	-	253	3%	253
	2023	30	14	20	18	29	49	17	39	30	19	33	22	246	▲	320
Criminal	2024	75	86	140	85	87	154	94	92	94	-	-	-	907	20%	907
	2023	147	72	102	70	92	69	28	90	86	85	59	100	756	▲	1,000
Concealed Handgun Permits	2024	75	106	89	77	74	60	82	60	70	-	-	-	693	-21%	693
	2023	135	117	150	135	100	69	53	68	52	74	53	36	879	▼	1,042
Miscellaneous/Other	2024	114	57	78	81	102	69	56	64	67	-	-	-	688	32%	688
	2023	60	69	52	67	49	78	51	50	47	55	48	103	523	▲	729
Others	2024	7	12	10	11	11	18	18	23	32	-	-	-	142	89%	142
	2023	3	8	17	4	11	9	1	12	10	5	11	10	75	▲	101

Filings by Case Category

Case Categories		Jan	Feb	Mar	Apr	May	Jun	Jul	Aug	Sep	Oct	Nov	Dec	Thru Sep	% Change	Total
Administrative Law	2024	-	-	-	1	-	-	-	-	-	-	-	-	1	0%	1
	2023	-	-	-	-	-	1	-	-	-	1	-	-	1	↔	2
Contested Divorce	2024	3	2	1	3	7	2	5	5	3	-	-	-	31	-16%	31
	2023	4	1	4	6	6	2	6	5	3	3	3	1	37	▼	44
Domestic and Family - Level 1	2024	-	1	2	9	5	2	-	2	4	-	-	-	25	-42%	25
	2023	8	2	1	-	3	19	-	2	8	-	12	5	43	▼	60
Domestic and Family - Level 2	2024	1	4	4	4	4	4	5	2	-	-	-	-	28	27%	28
	2023	4	2	2	2	1	3	1	4	3	4	4	1	22	▲	31
Felonies and Related Matters	2024	54	72	100	60	64	114	77	81	68	-	-	-	690	20%	690
	2023	123	62	77	56	66	49	19	62	60	62	41	85	574	▲	762
General Civil - Level 1	2024	-	-	-	-	1	1	2	-	-	-	-	-	4	33%	4
	2023	-	-	1	1	-	1	-	-	-	1	1	1	3	▲	6
General Civil - Level 2	2024	1	2	2	1	6	3	4	6	3	-	-	-	28	4%	28
	2023	2	1	3	-	5	4	1	8	3	1	2	2	27	▲	32
General Civil - Level 3	2024	2	-	6	9	4	4	1	6	4	-	-	-	36	9%	36
	2023	1	2	4	1	3	10	4	2	6	2	2	4	33	▲	41
Miscellaneous Civil	2024	89	126	118	107	105	82	94	76	91	-	-	-	888	-16%	888
	2023	144	137	172	151	117	111	69	87	67	93	68	44	1,055	▼	1,260
Misdemeanor	2024	17	11	38	18	20	39	16	10	22	-	-	-	191	16%	191
	2023	21	10	22	13	26	17	9	26	21	22	15	14	165	▲	216
Other	2024	107	48	57	61	78	63	62	69	77	-	-	-	622	53%	622
	2023	53	57	43	53	41	43	33	42	41	38	41	101	406	▲	586
Other Criminally Related Matters	2024	4	3	2	7	3	1	1	1	5	-	-	-	27	59%	27
	2023	3	-	3	1	-	3	-	2	5	1	3	2	17	▲	23
Probates/Wills & Trusts - Level 1	2024	-	-	-	-	1	-	-	-	-	-	-	-	1	0%	1
	2023	-	-	-	-	-	-	-	1	-	-	-	-	1	↔	1
Probates/Wills & Trusts - Level 2	2024	4	1	1	5	2	3	5	4	2	-	-	-	27	80%	27
	2023	1	-	3	2	2	1	3	1	2	-	1	3	15	▲	19
Uncontested Divorce	2024	8	14	7	12	9	11	5	7	11	-	-	-	84	5%	84
	2023	11	6	6	8	11	10	5	17	6	10	11	8	80	▲	109

This report reflects data in the case management system. Numbers will update accordingly as reports are refreshed and posted.

Dashboard	Monthly Filings Summary	Jan --- Sep Filings
<p>Court: Washington Circuit Start/End Date: Jan-23 / Sep-24 2023 Average Month: 439 Jan-Sep 2023: 3,896 Filings Trending: ▼</p>	<p>Circuit/Court ID: 28 228191 Type of Case: Filings 2024 Average Month: 422 Jan-Sep 2024 : 3,796 Overall AVG. Month: 432</p>	

Filings by Division																
Divisions		Jan	Feb	Mar	Apr	May	Jun	Jul	Aug	Sep	Oct	Nov	Dec	Thru Sep	% Change	Total
Total	2024	394	608	425	521	405	377	366	401	299	-	-	-	3,796	-3%	3,796
	2023	584	438	496	430	482	374	335	396	361	454	458	458	3,896	▼	5,266
Civil	2024	24	34	34	40	38	53	50	30	44	-	-	-	347	-4%	347
	2023	39	44	50	42	38	33	29	46	39	35	32	27	360	▼	454
Criminal	2024	138	187	173	263	167	178	139	162	117	-	-	-	1,524	-3%	1,524
	2023	297	144	167	201	170	171	132	135	151	229	201	142	1,568	▼	2,140
Concealed Handgun Permits	2024	145	193	143	154	152	82	113	140	101	-	-	-	1,223	-11%	1,223
	2023	177	194	204	132	204	113	102	142	108	131	154	110	1,376	▼	1,771
Miscellaneous/ Other	2024	80	188	70	59	44	63	62	67	34	-	-	-	667	13%	667
	2023	71	56	75	55	70	57	71	73	62	58	69	175	590	▲	892
Others	2024	7	6	5	5	4	1	2	2	3	-	-	-	35	1,650%	35
	2023	-	-	-	-	-	-	1	-	1	1	2	4	2	▲	9

Filings by Case Category																
Case Categories		Jan	Feb	Mar	Apr	May	Jun	Jul	Aug	Sep	Oct	Nov	Dec	Thru Sep	% Change	Total
Administrative Law	2024	-	-	-	1	-	-	1	-	1	-	-	-	3	200%	3
	2023	-	-	-	-	-	-	-	1	-	-	-	-	1	▲	1
Contested Divorce	2024	1	3	4	2	5	6	6	5	-	-	-	-	32	-11%	32
	2023	4	5	5	4	8	1	2	2	5	2	3	6	36	▼	47
Domestic and Family - Level 1	2024	3	-	2	3	3	11	-	3	9	-	-	-	34	13%	34
	2023	-	1	10	4	1	2	7	5	-	2	2	4	30	▲	38
Domestic and Family - Level 2	2024	2	3	3	5	4	2	5	1	3	-	-	-	28	8%	28
	2023	4	3	5	5	1	2	3	1	2	-	2	2	26	▲	30
Felonies and Related Matters	2024	111	131	133	203	110	148	103	119	87	-	-	-	1,145	-6%	1,145
	2023	281	106	126	165	127	129	105	75	104	214	147	104	1,218	▼	1,683
General Civil - Level 1	2024	-	1	1	-	1	1	3	1	-	-	-	-	8	100%	8
	2023	-	-	-	-	2	-	-	2	-	-	1	-	4	▲	5
General Civil - Level 2	2024	3	6	3	8	12	8	7	7	10	-	-	-	64	2%	64
	2023	13	8	7	3	5	2	5	13	7	6	8	7	63	▲	84
General Civil - Level 3	2024	8	6	9	12	3	10	14	5	7	-	-	-	74	48%	74
	2023	4	5	9	8	3	5	1	4	11	9	3	3	50	▲	65
Miscellaneous Civil	2024	171	218	171	171	169	119	148	174	113	-	-	-	1,454	-10%	1,454
	2023	196	219	232	159	236	146	127	171	127	151	179	123	1,613	▼	2,066
Misdemeanor	2024	21	56	39	59	45	28	33	35	17	-	-	-	333	8%	333
	2023	16	36	32	36	41	35	27	39	46	16	47	28	308	▲	399
Other	2024	58	173	48	43	31	32	29	36	26	-	-	-	476	28%	476
	2023	48	34	48	29	44	31	45	48	45	33	49	166	372	▲	620
Other Criminally Related Matters	2024	6	2	1	1	12	2	3	8	13	-	-	-	48	14%	48
	2023	-	2	9	-	2	7	-	21	1	-	8	10	42	▲	60
Probates/Wills & Trusts - Level 1	2024	-	1	-	-	1	-	-	1	1	-	-	-	4	-33%	4
	2023	2	-	-	-	1	-	1	1	1	-	1	-	6	▼	7
Probates/Wills & Trusts - Level 2	2024	2	5	3	-	1	2	2	-	-	-	-	-	15	-29%	15
	2023	-	5	4	3	1	1	3	3	1	5	1	1	21	▼	28
Protective Orders	2024	-	-	-	-	-	-	1	-	3	-	-	-	4	-60%	4
	2023	3	2	-	1	-	-	-	-	4	4	2	-	10	▼	16
Uncontested Divorce	2024	8	3	8	13	8	8	11	6	9	-	-	-	74	-23%	74
	2023	13	12	9	13	10	13	9	10	7	11	6	4	96	▼	117

This report reflects data in the case management system. Numbers will update accordingly as reports are refreshed and posted.

CPSS-CCMS-10.01 CASELOAD STATISTICS OF THE CIRCUIT COURTS

Bristol

January 2023 -- September 2024 Filings


Alexandria and Fairfax Circuit are not Included in State Totals

Dashboard

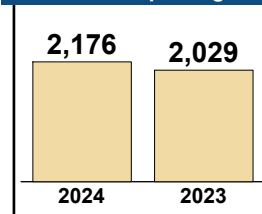
Court: Bristol Circuit
Start/End Date: Jan-23 / Sep-24
2023 Average Month: 226
Jan-Sep 2023: 2,029
Filings Trending: ▲

Circuit/Court ID: 28 228520
Type of Case: Filings
2024 Average Month: 242
Jan-Sep 2024 : 2,176
Overall AVG. Month: 233

Monthly Filings Summary



Jan --- Sep Filings



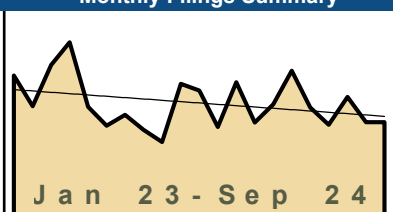
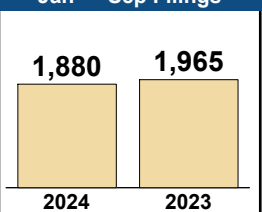
Filings by Division

Divisions	Jan	Feb	Mar	Apr	May	Jun	Jul	Aug	Sep	Oct	Nov	Dec	Thru Sep	% Change	Total
Total	205	300	256	240	225	213	265	260	212	-	-	-	2,176	7%	2,176
2023	225	278	225	189	190	184	326	234	178	272	246	161	2,029	▲	2,708
Civil	19	18	17	13	13	26	19	25	13	-	-	-	163	4%	163
2023	15	18	20	18	12	19	12	27	16	31	21	13	157	▲	222
Criminal	111	203	174	141	169	140	114	170	147	-	-	-	1,369	16%	1,369
2023	109	159	124	84	117	88	255	139	107	139	139	86	1,182	▲	1,546
Concealed Handgun Permits	17	26	22	22	14	17	22	21	15	-	-	-	176	-22%	176
2023	32	41	35	26	24	20	19	14	14	12	24	17	225	▼	278
Miscellaneous/Other	58	53	43	63	29	30	110	44	37	-	-	-	467	1%	467
2023	69	60	46	60	37	56	40	54	41	90	62	45	463	▲	660
Others	-	-	-	1	-	-	-	-	-	-	-	-	1	-50%	1
2023	-	-	-	1	-	1	-	-	-	-	-	-	2	▼	2

Filings by Case Category

Case Categories	Jan	Feb	Mar	Apr	May	Jun	Jul	Aug	Sep	Oct	Nov	Dec	Thru Sep	% Change	Total
Administrative Law	-	-	-	1	-	-	-	1	-	-	-	-	2	100%	2
2023	-	-	-	1	-	-	-	-	-	1	-	-	1	▲	2
Capital Murder	-	-	-	-	1	-	-	-	-	-	-	-	1	1	1
2023	-	-	-	-	-	-	-	-	-	-	-	-	0	↔	0
Contested Divorce	3	4	4	2	-	2	1	2	-	-	-	-	18	6%	18
2023	1	1	4	1	-	3	2	4	1	2	2	1	17	▲	22
Domestic and Family - Level 1	1	-	-	-	-	10	1	2	-	-	-	-	14	-36%	14
2023	3	5	-	-	-	6	-	8	-	10	-	-	22	▼	32
Domestic and Family - Level 2	-	1	1	3	-	-	3	-	1	-	-	-	9	-25%	9
2023	4	1	2	3	-	2	-	-	-	3	1	1	12	▼	17
Felonies and Related Matters	89	161	123	102	137	108	91	117	112	-	-	-	1,040	14%	1,040
2023	89	133	88	66	95	56	201	103	80	107	99	66	911	▲	1,183
General Civil - Level 1	-	-	-	-	-	-	1	1	-	-	-	-	2	100%	2
2023	-	-	-	1	-	-	-	-	-	-	-	1	1	▲	2
General Civil - Level 2	2	-	1	-	3	1	2	5	2	-	-	-	16	23%	16
2023	4	2	2	2	1	1	-	1	-	2	3	4	13	▲	22
General Civil - Level 3	3	6	3	8	5	6	17	2	-	-	-	-	50	14%	50
2023	9	4	3	8	2	-	3	11	4	19	9	2	44	▲	74
Miscellaneous Civil	46	47	39	58	21	34	92	32	26	-	-	-	395	2%	395
2023	63	52	45	60	37	37	27	33	33	53	43	41	387	▲	524
Misdemeanor	22	41	51	39	26	27	23	44	28	-	-	-	301	29%	301
2023	14	26	25	18	18	29	48	32	23	32	26	19	233	▲	310
Other	27	28	25	22	21	16	20	39	32	-	-	-	230	-24%	230
2023	29	49	37	23	28	42	31	32	32	30	46	18	303	▼	397
Other Criminally Related Matters	-	1	-	-	5	5	-	9	7	-	-	-	27	-31%	27
2023	6	1	11	-	4	3	6	4	4	-	14	1	39	▼	54
Probates/Wills & Trusts - Level 1	-	-	-	-	-	-	-	1	-	-	-	-	1	1	1
2023	-	-	-	-	-	-	-	-	-	-	-	-	0	↔	0
Probates/Wills & Trusts - Level 2	2	2	3	1	1	-	7	1	1	-	-	-	18	260%	18
2023	-	-	2	1	-	1	1	-	-	2	-	3	5	▲	10
Protective Orders	1	-	-	-	-	1	-	1	-	-	-	-	3	200%	3
2023	-	-	-	-	1	-	-	-	-	-	-	-	1	▲	1
Uncontested Divorce	9	9	6	4	5	3	7	3	3	-	-	-	49	23%	49
2023	3	4	6	5	4	4	7	6	1	11	3	4	40	▲	58

This report reflects data in the case management system. Numbers will update accordingly as reports are refreshed and posted.

Dashboard	Monthly Filings Summary	Jan --- Sep Filings
<p>Court: Buchanan Circuit Start/End Date: Jan-23 / Sep-24 2023 Average Month: 219 Jan-Sep 2023: 1,965 Filings Trending: ▼</p>	<p>Circuit/Court ID: 29 229027 Type of Case: Filings 2024 Average Month: 209 Jan-Sep 2024 : 1,880 Overall AVG. Month: 214</p>  <p style="text-align: center;">Jan 23 - Sep 24</p>	 <p style="text-align: center;">2024 2023</p>

Filings by Division															
Divisions	Jan	Feb	Mar	Apr	May	Jun	Jul	Aug	Sep	Oct	Nov	Dec	Thru Sep	% Change	Total
Total	2024	254	177	212	276	206	173	226	178	178	-	-	1,880	-4%	1,880
	2023	267	208	287	330	207	171	192	163	140	251	238	1,965	▼	2,623
Civil	2024	11	37	14	8	21	35	6	25	22	-	-	179	15%	179
	2023	10	21	20	29	9	13	19	20	14	17	26	155	▲	214
Criminal	2024	163	75	112	217	116	87	170	100	92	-	-	1,132	-6%	1,132
	2023	196	130	171	255	86	102	114	71	75	177	158	1,200	▼	1,647
Concealed Handgun Permits	2024	57	47	75	42	56	39	40	42	50	-	-	448	-13%	448
	2023	49	43	81	40	99	45	51	63	42	46	46	513	▼	640
Miscellaneous/ Other	2024	23	18	11	9	13	12	10	11	12	-	-	119	24%	119
	2023	12	14	15	6	13	11	7	9	9	11	8	96	▲	121
Others	2024	-	-	-	-	-	-	-	2	-	-	-	2	100%	2
	2023	-	-	-	-	-	-	1	-	-	-	-	1	▲	1

Filings by Case Category															
Case Categories	Jan	Feb	Mar	Apr	May	Jun	Jul	Aug	Sep	Oct	Nov	Dec	Thru Sep	% Change	Total
Administrative Law	2024	-	-	-	-	-	-	-	-	-	-	-	0	-100%	0
	2023	-	-	1	-	-	-	-	-	-	-	-	1	▼	2
Capital Murder	2024	-	-	-	-	-	-	-	-	-	-	-	0	-100%	0
	2023	2	-	-	-	-	-	-	-	-	-	-	2	▼	2
Contested Divorce	2024	-	3	-	1	2	1	-	1	2	-	-	10	-38%	10
	2023	-	3	3	1	3	2	2	1	1	2	-	2	16	▼
Domestic and Family - Level 1	2024	1	13	3	-	6	23	-	13	1	-	-	60	94%	60
	2023	3	-	4	4	-	-	6	10	4	2	-	3	31	▲
Domestic and Family - Level 2	2024	1	4	1	1	1	-	1	1	2	-	-	12	-29%	12
	2023	2	2	2	2	1	2	3	2	1	1	2	1	17	▼
Felonies and Related Matters	2024	125	56	74	153	87	66	135	82	68	-	-	846	-5%	846
	2023	135	103	121	192	68	85	85	48	57	120	142	81	894	▼
General Civil - Level 1	2024	1	1	1	1	-	-	1	1	-	-	-	6	6%	6
	2023	-	-	-	-	-	-	-	-	-	-	-	0	↔	0
General Civil - Level 2	2024	3	8	3	2	2	2	1	2	3	-	-	26	-16%	26
	2023	4	6	6	4	1	5	1	1	3	9	3	1	31	▼
General Civil - Level 3	2024	3	1	6	4	3	5	4	3	7	-	-	36	89%	36
	2023	1	8	1	-	2	2	1	2	2	-	3	3	19	▲
Miscellaneous Civil	2024	77	63	80	50	67	51	48	52	61	-	-	549	-8%	549
	2023	58	53	95	46	111	54	56	72	50	54	52	40	595	▼
Misdemeanor	2024	38	18	30	60	28	20	35	20	25	-	-	274	7%	274
	2023	50	19	38	59	18	17	27	16	13	55	35	31	257	▲
Other	2024	1	-	-	-	1	-	-	-	2	-	-	4	100%	4
	2023	-	-	-	-	-	-	1	1	-	1	-	2	▲	3
Other Criminally Related Matters	2024	-	1	8	4	1	2	-	-	-	-	-	16	-73%	16
	2023	9	8	12	16	-	1	2	7	5	2	-	60	▼	62
Probates/Wills & Trusts - Level 1	2024	-	1	-	-	-	-	-	-	-	-	-	1	0%	1
	2023	-	-	-	-	-	1	-	-	-	-	-	1	↔	1
Probates/Wills & Trusts - Level 2	2024	1	-	2	-	3	-	-	3	-	-	-	9	80%	9
	2023	-	2	1	-	1	-	1	-	1	-	3	5	▲	9
Protective Orders	2024	-	2	1	-	-	2	-	2	-	-	-	7	250%	7
	2023	-	-	1	-	-	1	-	-	-	-	-	2	▲	2
Uncontested Divorce	2024	3	6	3	-	5	1	1	3	2	-	-	24	-25%	24
	2023	3	4	3	5	2	1	7	3	4	4	1	3	32	▼

This report reflects data in the case management system. Numbers will update accordingly as reports are refreshed and posted.

Dashboard		Monthly Filings Summary		Jan --- Sep Filings	
Court: Dickenson Circuit	Circuit/Court ID: 29 229051			1,076	1,066
Start/End Date: Jan-23 / Sep-24	Type of Case: Filings			2024	2023
2023 Average Month: 112	2024 Average Month: 120				
Jan-Sep 2023: 1,066	Jan-Sep 2024 : 1,076				
Filings Trending: ↔	Overall AVG. Month: 115				

Filings by Division																
Divisions		Jan	Feb	Mar	Apr	May	Jun	Jul	Aug	Sep	Oct	Nov	Dec	Thru Sep	% Change	Total
Total	2024	101	99	163	119	121	187	95	89	102	-	-	-	1,076	1%	1,076
	2023	87	84	145	91	71	275	64	132	117	78	73	122	1,066	▲	1,339
Civil	2024	6	13	10	12	13	33	11	14	8	-	-	-	120	-15%	120
	2023	14	19	22	19	16	11	10	22	8	13	4	22	141	▼	180
Criminal	2024	44	26	80	50	33	118	41	23	40	-	-	-	455	-12%	455
	2023	28	16	58	26	28	224	27	45	63	20	21	30	515	▼	586
Concealed Handgun Permits	2024	38	33	48	42	46	15	27	39	33	-	-	-	321	10%	321
	2023	32	41	48	41	17	24	17	42	30	28	36	26	292	▲	382
Miscellaneous/ Other	2024	11	26	25	15	29	21	16	13	21	-	-	-	177	51%	177
	2023	13	8	16	5	10	16	10	23	16	17	12	44	117	▲	190
Others	2024	2	1	-	-	-	-	-	-	-	-	-	-	3	200%	3
	2023	-	-	1	-	-	-	-	-	-	-	-	-	1	▲	1

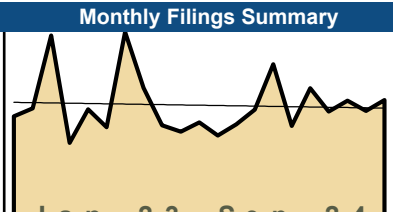

Filings by Case Category																
Case Categories		Jan	Feb	Mar	Apr	May	Jun	Jul	Aug	Sep	Oct	Nov	Dec	Thru Sep	% Change	Total
Administrative Law	2024	-	-	1	-	-	-	1	-	-	-	-	-	2	2	2
	2023	-	-	-	-	-	-	-	-	-	-	-	-	0	↔	0
Capital Murder	2024	-	-	-	-	-	-	-	-	-	-	-	-	0	-100%	0
	2023	-	-	3	-	-	-	-	-	-	-	-	-	3	▼	3
Contested Divorce	2024	-	3	1	5	2	1	1	-	2	-	-	-	15	0%	15
	2023	1	1	1	1	2	1	3	4	1	2	-	2	15	↔	19
Domestic and Family - Level 1	2024	-	1	-	1	1	5	-	1	4	-	-	-	13	18%	13
	2023	-	2	2	2	1	1	-	1	2	-	-	5	11	▲	16
Domestic and Family - Level 2	2024	-	1	1	1	1	-	-	1	-	-	-	-	5	-69%	5
	2023	-	2	2	7	1	-	2	2	-	-	1	3	16	▼	20
Felonies and Related Matters	2024	44	22	76	48	26	112	36	21	33	-	-	-	418	2%	418
	2023	23	15	55	25	25	165	22	32	48	18	15	22	410	▲	465
General Civil - Level 2	2024	2	2	1	2	1	3	2	1	-	-	-	-	14	-13%	14
	2023	2	2	4	1	4	-	1	1	1	2	1	5	16	▼	24
General Civil - Level 3	2024	2	2	5	1	3	-	1	5	1	-	-	-	20	-39%	20
	2023	5	4	5	2	3	1	-	8	5	1	2	5	33	▼	41
Miscellaneous Civil	2024	44	42	54	46	57	23	29	46	37	-	-	-	378	13%	378
	2023	39	42	52	44	21	31	21	48	36	35	43	33	334	▲	445
Misdemeanor	2024	-	4	4	2	5	21	5	-	6	-	-	-	47	-52%	47
	2023	5	-	-	1	2	63	2	10	15	2	4	7	98	▼	111
Other	2024	6	18	18	10	18	13	14	5	17	-	-	-	119	68%	119
	2023	6	6	11	2	6	8	7	16	9	10	4	34	71	▲	119
Other Criminally Related Matters	2024	-	-	-	-	2	2	-	2	1	-	-	-	7	-22%	7
	2023	-	1	-	-	1	1	3	3	-	-	2	1	9	▼	12
Probates/Wills & Trusts - Level 1	2024	-	-	-	-	-	2	-	-	-	-	-	-	2	100%	2
	2023	1	-	-	-	-	-	-	-	-	-	-	-	1	▲	1
Probates/Wills & Trusts - Level 2	2024	-	-	-	-	-	-	1	-	1	-	-	-	2	-75%	2
	2023	1	3	-	1	-	-	-	3	-	1	1	1	8	▼	11
Protective Orders	2024	-	-	-	-	-	1	1	1	-	-	-	-	3	3	3
	2023	-	-	-	-	-	-	-	-	-	-	-	-	0	↔	0
Uncontested Divorce	2024	3	4	2	3	5	4	4	6	-	-	-	-	31	-24%	31
	2023	4	6	10	5	5	4	3	4	-	7	-	4	41	▼	52

This report reflects data in the case management system. Numbers will update accordingly as reports are refreshed and posted.

Dashboard		Monthly Filings Summary		Jan --- Sep Filings					
<p>Court: Russell Circuit Start/End Date: Jan-23 / Sep-24 2023 Average Month: 217 Jan-Sep 2023: 2,067 Filings Trending: ↔</p>	<p>Circuit/Court ID: 29 229167 Type of Case: Filings 2024 Average Month: 232 Jan-Sep 2024 : 2,084 Overall AVG. Month: 223</p>	<p style="text-align: center; font-weight: bold; color: white;">Jan 23 - Sep 24</p>		<table border="1" style="margin: auto;"> <tr> <td style="text-align: center; font-weight: bold; font-size: 1.2em;">2,084</td> <td style="text-align: center; font-weight: bold; font-size: 1.2em;">2,067</td> </tr> <tr> <td style="text-align: center; font-size: 0.8em;">2024</td> <td style="text-align: center; font-size: 0.8em;">2023</td> </tr> </table>		2,084	2,067	2024	2023
2,084	2,067								
2024	2023								


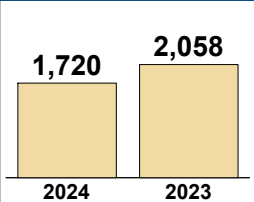
Filings by Division																
Divisions		Jan	Feb	Mar	Apr	May	Jun	Jul	Aug	Sep	Oct	Nov	Dec	Thru Sep	% Change	Total
Total	2024	217	285	248	291	249	195	200	193	206	-	-	-	2,084	1%	2,084
	2023	238	225	284	176	264	257	203	244	176	232	154	154	2,067	▲	2,607
Civil	2024	15	26	18	34	16	25	20	22	23	-	-	-	199	-19%	199
	2023	27	28	41	17	24	39	20	29	22	26	23	27	247	▼	323
Criminal	2024	100	140	93	106	82	57	71	55	97	-	-	-	801	-11%	801
	2023	102	76	108	54	124	119	110	127	75	121	71	50	895	▼	1,137
Concealed Handgun Permits	2024	71	94	107	102	100	77	78	82	54	-	-	-	765	27%	765
	2023	71	82	94	83	67	65	48	47	47	53	46	49	604	▲	752
Miscellaneous/ Other	2024	31	25	30	49	51	36	31	34	32	-	-	-	319	-1%	319
	2023	38	39	41	22	49	34	25	41	32	32	14	28	321	▼	395

Filings by Case Category																
Case Categories		Jan	Feb	Mar	Apr	May	Jun	Jul	Aug	Sep	Oct	Nov	Dec	Thru Sep	% Change	Total
Contested Divorce	2024	-	1	3	9	4	1	6	-	4	-	-	-	28	33%	28
	2023	2	2	4	4	2	4	1	1	1	7	4	6	21	▲	38
Domestic and Family - Level 1	2024	7	3	-	4	-	3	2	3	3	-	-	-	25	-29%	25
	2023	1	5	2	1	4	9	6	4	3	-	2	2	35	▼	39
Domestic and Family - Level 2	2024	1	2	2	-	3	3	-	3	1	-	-	-	15	-50%	15
	2023	2	2	17	3	3	1	-	-	2	1	2	-	30	▼	33
Felonies and Related Matters	2024	67	118	85	75	60	48	52	33	67	-	-	-	605	-7%	605
	2023	68	63	84	41	94	82	75	99	47	80	56	32	653	▼	821
General Civil - Level 1	2024	-	-	-	-	-	2	-	-	-	-	-	-	2	-33%	2
	2023	1	-	1	-	-	-	-	-	-	1	-	-	3	▼	3
General Civil - Level 2	2024	1	4	3	6	2	3	3	3	-	-	-	-	25	14%	25
	2023	3	3	4	2	3	1	1	2	3	1	1	4	22	▲	28
General Civil - Level 3	2024	3	4	3	5	3	6	4	4	8	-	-	-	40	-35%	40
	2023	6	10	6	5	7	10	5	6	7	8	4	10	62	▼	84
Miscellaneous Civil	2024	80	100	117	116	114	86	84	92	62	-	-	-	851	25%	851
	2023	77	94	105	91	78	72	52	60	54	64	50	56	683	▲	853
Misdemeanor	2024	31	18	4	30	20	9	15	20	27	-	-	-	174	-23%	174
	2023	32	11	24	13	22	35	33	29	26	35	14	15	225	▼	289
Other	2024	22	18	20	35	37	27	23	22	24	-	-	-	228	-1%	228
	2023	30	25	28	14	35	26	20	28	25	19	11	20	231	▼	281
Other Criminally Related Matters	2024	2	4	5	1	2	-	4	2	4	-	-	-	24	33%	24
	2023	2	2	-	-	8	2	2	-	2	6	1	3	18	▲	28
Probates/Wills & Trusts - Level 1	2024	-	-	-	-	-	-	-	-	-	-	-	-	0	-100%	0
	2023	-	-	-	-	-	-	-	-	1	2	-	-	3	▼	3
Probates/Wills & Trusts - Level 2	2024	2	1	-	4	-	2	1	3	1	-	-	-	14	-7%	14
	2023	1	-	1	1	1	5	3	1	2	1	1	-	15	▼	17
Uncontested Divorce	2024	1	12	6	6	4	5	6	8	5	-	-	-	53	-20%	53
	2023	13	8	8	1	7	10	5	13	1	10	8	6	66	▼	90

Dashboard	Monthly Filings Summary	Jan --- Sep Filings
<p>Court: Tazewell Circuit Start/End Date: Jan-23 / Sep-24 2023 Average Month: 497 Jan-Sep 2023: 4,739 Filings Trending: ▼</p>	<p>Circuit/Court ID: 29 229185 Type of Case: Filings 2024 Average Month: 505 Jan-Sep 2024 : 4,548 Overall AVG. Month: 500</p>	 <p style="text-align: center;">Jan 23 - Sep 24</p>
		<p>4,548 4,739</p>  <p style="text-align: center;">2024 2023</p>

Filings by Division																
Divisions		Jan	Feb	Mar	Apr	May	Jun	Jul	Aug	Sep	Oct	Nov	Dec	Thru Sep	% Change	Total
Total	2024	428	483	657	422	565	476	518	479	520	-	-	-	4,548	-4%	4,548
	2023	458	488	766	357	485	416	779	566	424	400	435	385	4,739	▼	5,959
Civil	2024	28	47	48	48	35	33	35	43	28	-	-	-	345	-14%	345
	2023	35	40	49	39	54	40	49	57	38	31	32	25	401	▼	489
Criminal	2024	248	238	390	155	339	309	293	293	353	-	-	-	2,618	-8%	2,618
	2023	269	215	465	160	294	226	582	366	270	232	266	228	2,847	▼	3,573
Concealed Handgun Permits	2024	94	146	168	147	131	84	131	97	101	-	-	-	1,099	4%	1,099
	2023	99	178	210	113	101	96	88	95	73	97	96	88	1,053	▲	1,334
Miscellaneous/ Other	2024	58	51	50	72	58	50	57	44	37	-	-	-	477	9%	477
	2023	55	54	42	45	36	54	60	47	43	40	41	44	436	▲	561
Others	2024	-	1	1	-	2	-	2	2	1	-	-	-	9	350%	9
	2023	-	1	-	-	-	-	-	1	-	-	-	-	2	▲	2

Filings by Case Category																
Case Categories		Jan	Feb	Mar	Apr	May	Jun	Jul	Aug	Sep	Oct	Nov	Dec	Thru Sep	% Change	Total
Administrative Law	2024	-	-	-	-	-	-	1	2	1	-	-	-	4	4	4
	2023	-	-	-	-	-	-	-	-	-	1	-	-	0	↔	1
Capital Murder	2024	-	-	-	-	-	-	-	-	-	-	-	-	0	-100%	0
	2023	-	-	-	-	-	-	1	1	1	-	-	-	3	▼	3
Contested Divorce	2024	5	6	4	6	9	5	2	4	5	-	-	-	46	-10%	46
	2023	7	6	9	7	3	3	5	7	4	8	3	7	51	▼	69
Domestic and Family - Level 1	2024	-	12	20	8	-	1	2	2	1	-	-	-	46	-47%	46
	2023	10	6	5	9	15	7	6	19	9	-	1	3	86	▼	90
Domestic and Family - Level 2	2024	2	5	4	2	3	2	3	2	3	-	-	-	26	4%	26
	2023	-	2	5	1	5	6	4	2	-	2	3	2	25	▲	32
Felonies and Related Matters	2024	175	179	268	118	243	262	210	231	287	-	-	-	1,973	-6%	1,973
	2023	188	169	300	123	232	176	481	295	134	181	169	160	2,098	▼	2,608
General Civil - Level 1	2024	-	-	-	-	-	1	-	-	-	-	-	-	1	-75%	1
	2023	1	-	-	1	1	-	1	-	-	2	-	1	4	▼	7
General Civil - Level 2	2024	4	8	4	9	5	5	3	7	4	-	-	-	49	-8%	49
	2023	3	4	9	2	9	6	4	6	10	3	6	5	53	▼	67
General Civil - Level 3	2024	3	6	2	9	4	5	4	3	-	-	-	-	36	33%	36
	2023	6	4	3	2	2	1	2	4	3	2	5	1	27	▲	35
Miscellaneous Civil	2024	108	167	186	163	165	99	146	118	114	-	-	-	1,266	6%	1,266
	2023	113	204	230	128	112	114	99	106	93	112	113	98	1,199	▲	1,522
Misdemeanor	2024	71	55	120	36	95	43	83	59	67	-	-	-	629	-15%	629
	2023	79	42	159	40	63	46	105	69	135	51	91	63	738	▼	943
Other	2024	45	33	31	56	29	33	45	26	26	-	-	-	324	9%	324
	2023	40	28	20	32	28	37	52	37	23	25	25	37	297	▲	384
Other Criminally Related Matters	2024	3	4	6	1	2	5	3	4	-	-	-	-	28	0%	28
	2023	2	4	7	-	1	4	4	3	3	1	6	5	28	↔	40
Probates/Wills & Trusts - Level 1	2024	-	-	-	-	-	1	-	1	-	-	-	-	2	-50%	2
	2023	-	-	1	-	-	3	-	-	-	-	1	-	4	▼	5
Probates/Wills & Trusts - Level 2	2024	4	3	4	7	2	3	3	4	2	-	-	-	32	39%	32
	2023	3	6	1	-	2	2	3	5	1	2	4	-	23	▲	29
Protective Orders	2024	-	-	-	-	-	-	-	2	-	-	-	-	2	2	2
	2023	-	-	-	-	-	-	-	-	-	-	-	-	0	↔	0
Uncontested Divorce	2024	8	5	8	7	8	11	13	14	10	-	-	-	84	-18%	84
	2023	6	13	17	12	12	11	12	12	8	10	8	3	103	▼	124

Dashboard	Monthly Filings Summary	Jan --- Sep Filings
<p>Court: Lee Circuit Start/End Date: Jan-23 / Sep-24 2023 Average Month: 219 Jan-Sep 2023: 2,058 Filings Trending: ▼</p>	<p>Circuit/Court ID: 30 230105 Type of Case: Filings 2024 Average Month: 191 Jan-Sep 2024 : 1,720 Overall AVG. Month: 207</p>	 <p style="text-align: center;">Jan 23 - Sep 24</p>
		 <p style="text-align: center;">2024 2023</p>

Filings by Division																
Divisions		Jan	Feb	Mar	Apr	May	Jun	Jul	Aug	Sep	Oct	Nov	Dec	Thru Sep	% Change	Total
Total	2024	103	259	220	208	166	215	169	174	206	-	-	-	1,720	-16%	1,720
	2023	285	186	312	173	160	223	197	267	255	212	184	177	2,058	▼	2,631
Civil	2024	14	23	22	25	24	24	20	13	12	-	-	-	177	-23%	177
	2023	23	19	28	23	40	20	23	30	24	27	18	18	230	▼	293
Criminal	2024	42	143	135	129	75	144	97	113	143	-	-	-	1,021	-18%	1,021
	2023	192	94	196	95	68	131	111	174	187	125	106	129	1,248	▼	1,608
Concealed Handgun Permits	2024	34	72	44	34	50	37	39	33	40	-	-	-	383	-12%	383
	2023	51	59	75	42	39	51	40	44	36	47	40	27	437	▼	551
Miscellaneous/ Other	2024	13	21	19	20	17	10	13	13	11	-	-	-	137	-2%	137
	2023	18	14	13	13	13	19	23	19	8	13	20	3	140	▼	176
Others	2024	-	-	-	-	-	-	-	2	-	-	-	-	2	-33%	2
	2023	1	-	-	-	-	2	-	-	-	-	-	-	3	▼	3

Filings by Case Category																
Case Categories		Jan	Feb	Mar	Apr	May	Jun	Jul	Aug	Sep	Oct	Nov	Dec	Thru Sep	% Change	Total
Contested Divorce	2024	-	3	-	2	2	4	2	2	2	-	-	-	17	-48%	17
	2023	2	4	6	4	4	2	5	5	1	3	4	-	33	▼	40
Domestic and Family - Level 1	2024	2	4	1	-	1	2	1	-	-	-	-	-	11	-81%	11
	2023	3	3	5	9	21	7	-	5	6	8	-	7	59	▼	74
Domestic and Family - Level 2	2024	-	3	2	6	6	4	3	3	2	-	-	-	29	61%	29
	2023	1	5	-	1	1	3	5	2	-	1	3	4	18	▲	26
Felonies and Related Matters	2024	26	117	116	99	54	132	85	94	127	-	-	-	850	-13%	850
	2023	163	75	137	74	47	108	83	148	142	107	87	98	977	▼	1,269
General Civil - Level 1	2024	-	-	-	-	-	1	1	-	-	-	-	-	2	2	2
	2023	-	-	-	-	-	-	-	-	-	1	-	-	0	↔	1
General Civil - Level 2	2024	9	1	3	2	5	1	6	-	-	-	-	-	27	42%	27
	2023	3	1	2	4	1	3	2	-	3	4	2	-	19	▲	25
General Civil - Level 3	2024	-	2	4	3	4	-	1	-	5	-	-	-	19	27%	19
	2023	5	2	-	-	-	2	1	4	1	1	2	1	15	▲	19
Miscellaneous Civil	2024	44	88	55	55	66	49	50	46	47	-	-	-	500	-10%	500
	2023	65	70	93	53	46	60	59	59	48	59	50	31	553	▼	693
Misdemeanor	2024	12	25	17	29	20	8	11	14	16	-	-	-	152	-37%	152
	2023	28	16	51	19	18	19	26	25	39	16	17	28	241	▼	302
Other	2024	4	6	9	4	2	2	3	5	2	-	-	-	37	-34%	37
	2023	9	4	3	5	8	11	9	6	1	4	10	2	56	▼	72
Other Criminally Related Matters	2024	4	1	3	1	1	4	1	5	-	-	-	-	20	-35%	20
	2023	1	3	8	2	4	4	2	1	6	2	2	3	31	▼	38
Probates/Wills & Trusts - Level 1	2024	-	-	-	-	-	-	-	-	-	-	-	-	0	-100%	0
	2023	-	-	-	-	-	1	1	-	-	-	-	-	2	▼	2
Probates/Wills & Trusts - Level 2	2024	-	3	2	2	2	4	1	-	-	-	-	-	14	40%	14
	2023	1	1	-	1	1	-	1	4	1	3	3	2	10	▲	18
Protective Orders	2024	-	-	-	-	-	-	-	-	-	-	-	-	0	-100%	0
	2023	-	-	-	-	-	-	-	3	-	-	-	-	3	▼	3
Uncontested Divorce	2024	2	6	8	5	3	4	4	5	5	-	-	-	42	2%	42
	2023	4	2	7	1	9	3	3	5	7	3	4	1	41	▲	49

CPSS-CCMS-10.01 CASELOAD STATISTICS OF THE CIRCUIT COURTS

Scott

January 2023 -- September 2024 Filings

Alexandria and Fairfax Circuit are not Included in State Totals

Dashboard		Monthly Filings Summary		Jan --- Sep Filings					
<p>Court: Scott Circuit Start/End Date: Jan-23 / Sep-24 2023 Average Month: 286 Jan-Sep 2023: 2,622 Filings Trending: ▲</p>	<p>Circuit/Court ID: 30 230169 Type of Case: Filings 2024 Average Month: 300 Jan-Sep 2024 : 2,697 Overall AVG. Month: 292</p>			<table border="1" style="margin: auto;"> <tr> <td style="text-align: center; width: 50px;">2,697</td> <td style="text-align: center; width: 50px;">2,622</td> </tr> <tr> <td style="text-align: center; width: 50px;">2024</td> <td style="text-align: center; width: 50px;">2023</td> </tr> </table>		2,697	2,622	2024	2023
2,697	2,622								
2024	2023								

Filings by Division																
Divisions		Jan	Feb	Mar	Apr	May	Jun	Jul	Aug	Sep	Oct	Nov	Dec	Thru Sep	% Change	Total
Total	2024	336	298	443	185	371	177	369	222	296	-	-	-	2,697	3%	2,697
	2023	357	364	328	191	306	315	167	302	292	332	247	229	2,622	▲	3,430
Civil	2024	15	18	16	12	22	13	19	12	15	-	-	-	142	-24%	142
	2023	18	17	23	14	21	27	20	31	16	22	16	13	187	▼	238
Criminal	2024	234	211	303	94	271	104	277	144	237	-	-	-	1,875	7%	1,875
	2023	248	240	211	111	224	225	85	198	210	225	180	164	1,752	▲	2,321
Concealed Handgun Permits	2024	66	59	111	64	65	51	51	57	33	-	-	-	557	-5%	557
	2023	83	103	87	60	49	50	51	53	51	64	42	45	587	▼	738
Miscellaneous/ Other	2024	19	9	13	15	12	9	22	9	11	-	-	-	119	31%	119
	2023	8	4	7	6	10	13	11	17	15	20	8	6	91	▲	125
Others	2024	2	1	-	-	1	-	-	-	-	-	-	-	4	-20%	4
	2023	-	-	-	-	2	-	-	3	-	1	1	1	5	▼	8

Filings by Case Category																
Case Categories		Jan	Feb	Mar	Apr	May	Jun	Jul	Aug	Sep	Oct	Nov	Dec	Thru Sep	% Change	Total
Capital Murder	2024	-	1	-	-	-	-	-	-	-	-	-	-	1	-50%	1
	2023	-	-	2	-	-	-	-	-	-	-	-	-	2	▼	2
Contested Divorce	2024	2	1	5	-	2	3	3	1	2	-	-	-	19	-32%	19
	2023	3	2	5	2	2	4	2	6	2	2	1	1	28	▼	32
Domestic and Family - Level 1	2024	2	4	3	-	2	-	-	-	-	-	-	-	11	57%	11
	2023	-	-	1	2	2	1	-	1	-	-	1	2	7	▲	10
Domestic and Family - Level 2	2024	-	1	2	2	1	-	2	2	-	-	-	-	10	-38%	10
	2023	4	-	3	-	2	3	3	1	-	3	-	1	16	▼	20
Felonies and Related Matters	2024	175	150	239	62	199	85	193	102	202	-	-	-	1,407	8%	1,407
	2023	192	184	144	79	165	159	62	137	183	151	130	146	1,305	▲	1,732
General Civil - Level 1	2024	-	-	-	-	-	1	1	-	-	-	-	-	2	-33%	2
	2023	-	-	1	-	1	-	-	1	-	-	-	-	3	▼	3
General Civil - Level 2	2024	4	3	2	4	5	4	6	2	-	-	-	-	30	3%	30
	2023	1	3	1	2	2	7	6	3	4	7	5	3	29	▲	44
General Civil - Level 3	2024	-	-	2	3	1	7	3	4	2	-	-	-	22	-45%	22
	2023	4	5	5	4	1	5	5	8	3	1	2	2	40	▼	45
Miscellaneous Civil	2024	84	67	121	74	73	56	69	65	44	-	-	-	653	-2%	653
	2023	90	107	92	65	58	58	59	71	63	82	48	50	663	▼	843
Misdemeanor	2024	58	58	63	26	68	15	73	41	35	-	-	-	437	5%	437
	2023	53	53	58	30	55	65	25	55	23	69	49	15	417	▲	550
Other	2024	2	2	1	3	3	-	-	-	1	-	-	-	12	-14%	12
	2023	-	-	-	1	4	2	2	4	1	3	2	3	14	▼	22
Other Criminally Related Matters	2024	1	2	1	6	4	4	11	1	5	-	-	-	35	6%	35
	2023	4	3	7	2	4	3	-	6	4	5	2	3	33	▲	43
Probates/Wills & Trusts - Level 1	2024	-	-	-	-	-	-	-	-	-	-	-	-	0	-100%	0
	2023	-	-	-	-	-	-	-	-	1	-	-	-	1	▼	1
Probates/Wills & Trusts - Level 2	2024	1	3	-	2	7	1	2	-	-	-	-	-	16	60%	16
	2023	-	-	1	-	-	2	-	1	6	1	1	-	10	▲	12
Protective Orders	2024	-	-	-	-	-	-	-	-	-	-	-	-	0	0	0
	2023	-	-	-	-	-	-	-	-	-	-	-	1	0	↔	1
Uncontested Divorce	2024	7	6	4	3	6	1	6	4	5	-	-	-	42	-22%	42
	2023	6	7	8	4	10	6	3	8	2	8	6	2	54	▼	70

This report reflects data in the case management system. Numbers will update accordingly as reports are refreshed and posted.

Dashboard	Monthly Filings Summary	Jan --- Sep Filings						
<p>Court: Wise Circuit Start/End Date: Jan-23 / Sep-24 2023 Average Month: 316 Jan-Sep 2023: 2,990 Filings Trending: ↔</p> <p>Circuit/Court ID: 30 230195 Type of Case: Filings 2024 Average Month: 328 Jan-Sep 2024 : 2,949 Overall AVG. Month: 321</p>	<p>Jan 23 - Sep 24</p>	<table border="1" style="margin: auto;"> <tr> <td style="font-size: 24pt; font-weight: bold;">2,949</td> <td style="font-size: 24pt; font-weight: bold;">2,990</td> </tr> <tr> <td style="width: 50px; height: 50px; background-color: #f0e68c;"></td> <td style="width: 50px; height: 50px; background-color: #f0e68c;"></td> </tr> <tr> <td style="font-weight: bold;">2024</td> <td style="font-weight: bold;">2023</td> </tr> </table>	2,949	2,990			2024	2023
2,949	2,990							
2024	2023							

Filings by Division																
Divisions		Jan	Feb	Mar	Apr	May	Jun	Jul	Aug	Sep	Oct	Nov	Dec	Thru Sep	% Change	Total
Total	2024	279	386	368	451	282	235	277	237	434	-	-	-	2,949	-1%	2,949
	2023	312	322	471	279	322	294	255	471	264	319	273	213	2,990	▼	3,795
Civil	2024	21	51	25	79	45	35	34	26	19	-	-	-	335	18%	335
	2023	32	40	44	26	27	24	21	41	28	39	24	32	283	▲	378
Criminal	2024	160	220	208	235	133	89	154	97	343	-	-	-	1,639	2%	1,639
	2023	158	125	265	136	154	140	147	322	160	168	181	110	1,607	▲	2,066
Concealed Handgun Permits	2024	72	90	104	95	70	77	66	68	54	-	-	-	696	-20%	696
	2023	104	134	131	83	115	96	71	77	56	84	46	56	867	▼	1,053
Miscellaneous/ Other	2024	26	25	31	42	34	34	23	46	18	-	-	-	279	20%	279
	2023	18	23	31	34	26	34	16	31	20	28	22	15	233	▲	298

Filings by Case Category																
Case Categories		Jan	Feb	Mar	Apr	May	Jun	Jul	Aug	Sep	Oct	Nov	Dec	Thru Sep	% Change	Total
Administrative Law	2024	-	1	-	-	-	-	-	-	-	-	-	-	1	0%	1
	2023	-	-	-	-	-	1	-	-	-	-	-	-	1	↔	1
Capital Murder	2024	-	-	-	-	1	-	-	-	-	-	-	-	1	0%	1
	2023	-	-	-	-	-	1	-	-	-	-	-	-	1	↔	1
Contested Divorce	2024	-	10	4	3	3	3	-	3	1	-	-	-	27	-40%	27
	2023	7	7	8	6	2	4	4	4	3	5	1	10	45	▼	61
Domestic and Family - Level 1	2024	9	10	3	11	17	8	3	3	1	-	-	-	65	33%	65
	2023	2	4	9	9	6	4	5	8	2	10	6	2	49	▲	67
Domestic and Family - Level 2	2024	2	6	2	4	4	4	5	1	2	-	-	-	30	-17%	30
	2023	5	6	4	-	9	1	3	6	2	4	3	3	36	▼	46
Felonies and Related Matters	2024	127	192	125	208	96	66	123	82	315	-	-	-	1,334	12%	1,334
	2023	107	87	189	100	119	99	98	265	122	109	100	79	1,186	▲	1,474
General Civil - Level 1	2024	-	1	-	2	-	-	-	-	-	-	-	-	3	-57%	3
	2023	-	1	1	-	1	-	-	3	1	-	-	2	7	▼	9
General Civil - Level 2	2024	4	6	6	12	13	15	9	27	4	-	-	-	96	109%	96
	2023	1	2	3	9	2	11	3	11	4	5	5	7	46	▲	63
General Civil - Level 3	2024	4	5	5	6	6	2	7	5	4	-	-	-	44	52%	44
	2023	3	3	8	5	3	4	1	1	1	3	6	1	29	▲	39
Miscellaneous Civil	2024	91	108	127	117	86	95	78	87	64	-	-	-	853	-16%	853
	2023	119	154	151	98	135	115	84	91	69	102	62	64	1,016	▼	1,244
Misdemeanor	2024	33	25	82	61	34	23	32	15	28	-	-	-	333	-12%	333
	2023	48	32	72	32	31	38	44	55	28	58	73	26	380	▼	537
Other	2024	2	2	-	4	4	6	1	-	3	-	-	-	22	0%	22
	2023	-	1	1	7	1	3	1	5	3	6	2	2	22	↔	32
Other Criminally Related Matters	2024	-	4	1	5	4	1	2	2	3	-	-	-	22	-53%	22
	2023	4	6	6	4	4	4	5	4	10	1	8	5	47	▼	61
Probates/Wills & Trusts - Level 1	2024	-	1	-	-	1	-	-	-	-	-	-	-	2	100%	2
	2023	-	-	-	-	-	-	-	-	1	-	-	-	1	▲	1
Probates/Wills & Trusts - Level 2	2024	2	3	-	1	1	-	4	6	1	-	-	-	18	-14%	18
	2023	5	3	2	2	3	-	1	3	2	1	3	5	21	▼	30
Protective Orders	2024	-	-	-	-	-	-	-	-	1	-	-	-	1	1	1
	2023	-	-	-	-	-	-	-	-	-	-	-	-	0	↔	0
Uncontested Divorce	2024	5	12	13	17	12	12	13	6	7	-	-	-	97	-6%	97
	2023	11	16	17	7	6	9	6	15	16	15	4	7	103	▼	129

This report reflects data in the case management system. Numbers will update accordingly as reports are refreshed and posted.

CPSS-CCMS-10.01 CASELOAD STATISTICS OF THE CIRCUIT COURTS

Prince William

January 2023 -- September 2024 Filings

Alexandria and Fairfax Circuit are not Included in State Totals

Dashboard		Monthly Filings Summary		Jan --- Sep Filings	
Court: Prince William Circuit	Circuit/Court ID: 31 231153				
Start/End Date: Jan-23 / Sep-24	Type of Case: Filings				
2023 Average Month: 1,733	2024 Average Month: 1,701				
Jan-Sep 2023: 15,996	Jan-Sep 2024 : 15,305				
Filings Trending: ▼	Overall AVG. Month: 1,719				

Filings by Division																
Divisions		Jan	Feb	Mar	Apr	May	Jun	Jul	Aug	Sep	Oct	Nov	Dec	Thru Sep	% Change	Total
Total	2024	1,616	1,861	1,811	1,812	1,671	1,615	1,592	1,756	1,571	-	-	-	15,305	-4%	15,305
	2023	2,362	1,991	1,905	1,555	1,645	1,642	1,486	1,739	1,671	1,774	1,498	1,528	15,996	▼	20,796
Civil	2024	254	372	403	290	296	311	276	362	310	-	-	-	2,874	15%	2,874
	2023	255	263	315	249	273	273	251	336	280	326	300	283	2,495	▲	3,404
Criminal	2024	313	433	360	540	402	359	338	373	359	-	-	-	3,477	11%	3,477
	2023	265	372	379	275	336	349	324	419	410	302	291	425	3,129	▲	4,147
Concealed Handgun Permits	2024	505	528	565	461	449	414	405	488	445	-	-	-	4,260	-15%	4,260
	2023	728	631	634	547	551	497	474	483	472	630	473	436	5,017	▼	6,556
Miscellaneous/ Other	2024	537	526	476	515	515	528	565	526	453	-	-	-	4,641	-12%	4,641
	2023	1,109	722	568	475	483	515	432	499	499	509	429	379	5,302	▼	6,619
Others	2024	7	2	7	6	9	3	8	7	4	-	-	-	53	0%	53
	2023	5	3	9	9	2	8	5	2	10	7	5	5	53	↔	70

Filings by Case Category																
Case Categories		Jan	Feb	Mar	Apr	May	Jun	Jul	Aug	Sep	Oct	Nov	Dec	Thru Sep	% Change	Total
Administrative Law	2024	1	2	1	1	3	4	2	4	2	-	-	-	20	-9%	20
	2023	2	3	3	-	3	6	-	4	1	2	1	1	22	▼	26
Capital Murder	2024	1	-	1	-	-	-	-	-	1	-	-	-	3	-63%	3
	2023	-	-	-	5	-	-	1	-	2	2	-	8	8	▼	18
Contested Divorce	2024	33	33	23	33	23	44	28	29	36	-	-	-	282	-5%	282
	2023	37	28	41	26	26	31	29	42	36	34	28	22	296	▼	380
Domestic and Family - Level 1	2024	19	28	38	25	21	19	21	16	37	-	-	-	224	14%	224
	2023	22	21	31	20	21	18	20	28	16	30	16	27	197	▲	270
Domestic and Family - Level 2	2024	50	99	160	46	51	57	48	83	31	-	-	-	625	120%	625
	2023	19	29	33	18	32	30	34	46	43	71	66	58	284	▲	479
Felonies and Related Matters	2024	165	176	157	267	165	145	150	138	169	-	-	-	1,532	7%	1,532
	2023	114	176	179	137	162	149	128	205	183	128	119	223	1,433	▲	1,903
General Civil - Level 1	2024	1	1	5	2	3	2	3	5	5	-	-	-	27	-10%	27
	2023	5	3	5	5	3	-	4	2	3	1	1	4	30	▼	36
General Civil - Level 2	2024	65	87	65	76	77	91	84	105	87	-	-	-	737	14%	737
	2023	57	65	78	71	67	64	62	98	86	67	83	68	648	▲	866
General Civil - Level 3	2024	20	35	30	20	31	11	19	29	20	-	-	-	215	-4%	215
	2023	20	24	33	32	30	31	16	19	19	35	24	29	224	▼	312
Miscellaneous Civil	2024	715	754	814	708	678	704	728	770	676	-	-	-	6,547	-9%	6,547
	2023	978	847	929	760	777	745	692	736	721	878	702	637	7,185	▼	9,402
Misdemeanor	2024	84	116	88	115	156	103	99	116	87	-	-	-	964	20%	964
	2023	88	121	85	66	91	85	86	94	88	94	90	93	804	▲	1,081
Other	2024	318	272	215	246	263	218	223	233	206	-	-	-	2,194	-27%	2,194
	2023	844	501	257	261	235	244	197	228	234	231	191	165	3,001	▼	3,588
Other Criminally Related Matters	2024	65	151	115	162	85	112	90	125	106	-	-	-	1,011	9%	1,011
	2023	67	83	117	70	91	115	113	126	142	86	86	105	924	▲	1,201
Probates/Wills & Trusts - Level 1	2024	3	4	3	3	2	7	2	4	6	-	-	-	34	36%	34
	2023	2	1	4	2	2	6	6	-	2	3	1	3	25	▲	32
Probates/Wills & Trusts - Level 2	2024	11	8	17	11	11	14	13	9	16	-	-	-	110	-18%	110
	2023	9	14	14	11	19	23	14	14	16	10	10	13	134	▼	167
Uncontested Divorce	2024	65	95	79	97	102	84	82	90	86	-	-	-	780	0%	780
	2023	98	75	96	71	86	95	84	97	79	102	80	72	781	▼	1,035

This report reflects data in the case management system. Numbers will update accordingly as reports are refreshed and posted.