


2024 Overall GRAND TOTAL		Distribution of Caseload			Change*		Percentage (%) of Caseload		
1,402,317 +98,227 	Criminal	184,345	13%	5.8% ▲	+10,129	Criminal	2023: 13.4%	2024: 13.1%	
	Traffic	800,759	57%	8.1% ▲	+60,086	Traffic	56.8%	57.1%	
	Civil	387,326	28%	7.4% ▲	+26,717	Civil	27.7%	27.6%	
	Civil Commitments	29,887	2%	4.5% ▲	+1,295	Civil Commitments	2.2%	2.1%	
	GRAND TOTAL	1,402,317	100%	7.5% ▲	+98,227	GRAND TOTAL	100%	100%	

Filings by Division & Code

Division	Case Type Description	Code	Summary	Change	% Change	Absolute Change
Criminal	Misdemeanor	M	106,456	▲	+8.8%	+8,646
	Felony	F	49,365	▼	-0.6%	-309
	Capias	CA	15,845	▲	+10.0%	+1,435
	Show Cause	SC	7,967	▲	+2.5%	+194
	Civil Violation	CV	4,554	▲	+4.1%	+181
	Motion	MO	93	▼	-12.3%	-13
	Restricted Operators License	RL	65	▼	-7.1%	-5
	Total			184,345	▲	5.8%
Traffic	Infraction	I	633,634	▲	+8.5%	+49,552
	Misdemeanor	M	149,119	▲	+7.0%	+9,740
	Capias	CA	5,568	▲	+0.8%	+46
	Show Cause	SC	4,407	▲	+15.0%	+574
	Civil Violation	CV	2,779	▲	+33.7%	+700
	Felony	F	2,449	▲	+9.4%	+211
	Other	O	2,226	▼	-20.8%	-583
	Restricted Operators License	RL	311	▼	-18.6%	-71
	Motion	MO	266	▼	-23.8%	-83
Total			800,759	▲	8.1%	+60,086
Civil	Warrant in Debt	WD	147,299	▲	+22.6%	+27,192
	Garnishment	GA	100,632	▼	-0.7%	-742
	Unlawful Detainer	UD	81,630	▲	+3.7%	+2,895
	Other	OT	12,067	▼	-1.6%	-197
	Admin License	AL	7,444	▲	+0.3%	+20
	Preliminary Protective Order	PP	7,254	▲	+3.8%	+268
	Protective Order	PO	5,529	▲	+7.2%	+373
	Show Cause	SC	4,189	▼	-10.5%	-494
	Detinue	DT	3,963	▼	-13.4%	-611
	Motion for Judgment	MJ	3,678	▼	-16.2%	-710
	Interrogatory	IN	3,390	▲	+3.6%	+117
	Abstract	AJ	3,043	▼	-23.4%	-927
	Impoundment	IM	2,296	▲	+6.8%	+147
	Bond Forfeiture	BF	2,164	▼	-0.6%	-13
	Zoning Violation	ZO	844	▼	-34.1%	-436
	Tenants Assertion	TA	560	▲	+2.9%	+16
	Overweight	OC	402	▼	-7.6%	-33
	Counter Claim	CC	379	▼	-18.1%	-84
	Capias	CA	144	▼	-20.0%	-36
	Petition-Restore Arms	PR	139	▼	-18.2%	-31
	Motor Carrier	MC	132	▲	+10.9%	+13
	Interrogatory-Not	IC	69	▲	+21.1%	+12
	Restricted Operators License	RL	28	▼	-36.4%	-16
	Third Party Claim	TH	21	▼	-38.2%	-13
	Cross Claim	CR	10	▲	+11.1%	+1
	Mechanic's Lien	ML	6	↔	-	-
	Petition to Require Blood Test	BT	6	▲	+50.0%	+2
	Detinue Seizure	DZ	4	▲	+300.0%	+3
	Distress Seizure	DS	2	▲	+100.0%	+1
	Attachment	AT	1	▲	-	+1
	Emergency Substantial Risk Order	SR	1	▼	-50.0%	-1
Total			387,326	▲	7.4%	+26,717
Civil Commitments	Mental Commitment	MC	12,873	▲	+4.5%	+554
	Temporary Detention Order	TD	9,607	▲	+3.2%	+298

* Compared to same time period as previous year

** Case Type Categories are defined in the 2017 Virginia Judicial Workload Assessment

CPSS - GCMS CASELOAD STATISTICS OF THE GENERAL DISTRICT COURTS

January 2024 thru July 2024 Filings (Compared to January 2023 thru July 2023)

			Summary	Change	% Change	Absolute Change
Civil Commitments	Emergency Custody Order	EC	4,488	▲	+0.1%	+5
	Other	OT	2,535	▲	+21.8%	+454
	Medical Emergency Temporary Detention Order	MT	212	▼	-1.4%	-3
	Petition	PT	162	↔		-
	Medical Emergency Custody Order	ME	10	▼	-56.5%	-13
	Total			29,887	▲	4.5%
GRAND TOTAL			1,402,317	▲	7.5%	+98,227

Filings by Major Case Category**

Category		Summary	Change	% Change	Absolute Change
Felony		51,814	▲	-0.2%	-98
Garnishment		104,022	▲	-0.6%	-625
General Civil		156,952	▲	+19.7%	+25,796
Infracton/Civil Violation		643,727	▲	+8.4%	+49,830
Involuntary Civil Commitments		2,697	▲	+20.2%	+454
Landlord /Tenant		82,190	▲	+3.7%	+2,911
Misdemeanor		256,823	▼	+7.5%	+17,858
New to Workload Study		1	▼	-50.0%	-1
Other		91,308	▲	+1.6%	+1,461
Protective Orders		12,783	▲	+5.3%	+641
GRAND TOTAL		1,402,317	▲	7.5%	+98,227

* Compared to same time period as previous year

** Case Type Categories are defined in the 2017 Virginia Judicial Workload Assessment
Source: SCV-SQL-Information

CPSS - GCMS CASELOAD STATISTICS OF THE GENERAL DISTRICT COURTS

January 2024 thru July 2024 Filings (Compared to January 2023 thru July 2023)

2024 Overall GRAND TOTAL		Distribution of Caseload			Change*		Percentage (%) of Caseload		
30,382	+1,359	Criminal	3,779	12%	-4.1% ▼	-161	Criminal	2023	2024
		Traffic	9,814	32%	12.2% ▲	+1,065	Traffic	13.6%	12.4%
2024		Civil	16,159	53%	2.9% ▲	+455	Civil	30.1%	32.3%
2023		Civil Commitments	630	2%	0.0%	0	Civil Commitments	54.1%	53.2%
		GRAND TOTAL	30,382	100%	4.7% ▲	+1,359	GRAND TOTAL	2.2%	2.1%
							GRAND TOTAL	100%	100%

Filings by Division & Code

Division	Case Type Description	Code	Summary	Change	% Change	Absolute Change
Criminal	Misdemeanor	M	1,950	▲	+5.6%	+103
	Felony	F	1,346	▼	-18.0%	-296
	Capias	CA	378	▲	+20.8%	+65
	Show Cause	SC	76	▼	-26.2%	-27
	Civil Violation	CV	28	▼	-20.0%	-7
	Restricted Operators License	RL	1	▲	-	+1
	Total			3,779	▼	-4.1%
Traffic	Infraction	I	6,157	▲	+22.3%	+1,121
	Misdemeanor	M	2,513	▲	+8.1%	+188
	Civil Violation	CV	646	▼	-35.9%	-362
	Capias	CA	257	▲	+56.7%	+93
	Felony	F	105	▼	-13.2%	-16
	Other	O	78	▲	+160.0%	+48
	Show Cause	SC	57	▼	-10.9%	-7
	Restricted Operators License	RL	1	↔	-	-
Total			9,814	▲	12.2%	+1,065
Civil	Warrant in Debt	WD	6,629	▲	+21.1%	+1,157
	Garnishment	GA	5,112	▼	-6.0%	-327
	Unlawful Detainer	UD	2,513	▼	-1.3%	-32
	Other	OT	306	▼	-6.4%	-21
	Zoning Violation	ZO	272	▼	-49.3%	-264
	Preliminary Protective Order	PP	239	▲	+5.8%	+13
	Show Cause	SC	223	▼	-16.5%	-44
	Protective Order	PO	205	▲	+26.5%	+43
	Admin License	AL	186	▲	+0.5%	+1
	Abstract	AJ	97	▼	-39.4%	-63
	Interrogatory	IN	86	▲	+22.9%	+16
	Detinue	DT	77	▲	+32.8%	+19
	Motion for Judgment	MJ	71	↔	-	-
	Bond Forfeiture	BF	66	▼	-28.3%	-26
	Impoundment	IM	36	▼	-14.3%	-6
	Overweight	OC	20	↔	-	-
	Tenants Assertion	TA	9	↔	-	-
	Petition-Restore Arms	PR	5	↔	-	-
	Counter Claim	CC	4	▼	-60.0%	-6
	Capias	CA	1	▼	-75.0%	-3
Cross Claim	CR	1	↔	-	-	
Third Party Claim	TH	1	▼	-50.0%	-1	
Mechanic's Lien	ML	0	▼	-100.0%	-1	
Total			16,159	▲	2.9%	+455
Civil Commitments	Temporary Detention Order	TD	231	▲	+7.4%	+16
	Emergency Custody Order	EC	214	▲	+1.9%	+4
	Mental Commitment	MC	169	▼	-12.4%	-24
	Medical Emergency Temporary Detention Order	MT	8	▲	+100.0%	+4
	Other	OT	7	▲	+16.7%	+1
	Petition	PT	1	▲	-	+1
	Medical Emergency Custody Order	ME	0	▼	-100.0%	-2
Total			630		0.0%	0
GRAND TOTAL			30,382	▲	4.7%	+1,359

* Compared to same time period as previous year

** Case Type Categories are defined in the 2017 Virginia Judicial Workload Assessment

CPSS - GCMS CASELOAD STATISTICS OF THE GENERAL DISTRICT COURTS

January 2024 thru July 2024 Filings (Compared to January 2023 thru July 2023)

Chesapeake



District: 1 FIPS: 550

Filings by Major Case Category**

Category	Summary	Change	% Change	Absolute Change
Felony	1,451	▼	-17.7%	-312
Garnishment	5,198	▲	-5.6%	-311
General Civil	6,798	▼	+20.9%	+1,175
Infraction/Civil Violation	6,929	▲	+13.1%	+800
Involuntary Civil Commitments	8	▲	+33.3%	+2
Landlord /Tenant	2,522	▼	-1.3%	-32
Misdemeanor	4,737	▲	+0.6%	+28
Other	2,295	▼	-2.0%	-47
Protective Orders	444	▲	+14.4%	+56
GRAND TOTAL	30,382	▲	4.7%	+1,359

* Compared to same time period as previous year

** Case Type Categories are defined in the 2017 Virginia Judicial Workload Assessment
Source: SCV-SQL-Information

2024 Overall GRAND TOTAL		Distribution of Caseload			Change*		Percentage (%) of Caseload		
75,665	+4,635	Criminal	8,260	11%	-1.0% ▼	-87	Criminal	2023	2024
		Traffic	31,819	42%	8.6% ▲	+2,512	Traffic	11.8%	10.9%
		Civil	34,441	46%	7.0% ▲	+2,241	Civil	41.3%	42.1%
		Civil Commitments	1,145	2%	-2.6% ▼	-31	Civil Commitments	45.3%	45.5%
		GRAND TOTAL	75,665	100%	6.5% ▲	+4,635	GRAND TOTAL	1.7%	1.5%
							GRAND TOTAL	100%	100%

Filings by Division & Code

Division	Case Type Description	Code	Summary	Change	% Change	Absolute Change
Criminal	Misdemeanor	M	4,975	▲	+1.4%	+70
	Felony	F	2,212	▼	-13.4%	-341
	Capias	CA	567	▲	+32.5%	+139
	Civil Violation	CV	393	▲	+28.4%	+87
	Show Cause	SC	113	▼	-27.1%	-42
	Total			8,260	▼	-1.0%
Traffic	Infraction	I	22,932	▲	+11.6%	+2,379
	Misdemeanor	M	7,705	▲	+2.9%	+217
	Capias	CA	678	▲	+17.3%	+100
	Show Cause	SC	277	▲	+17.9%	+42
	Other	O	212	▼	-8.2%	-19
	Civil Violation	CV	11	▼	-94.9%	-206
	Restricted Operators License	RL	4	▼	-20.0%	-1
	Total			31,819	▲	8.6%
Civil	Garnishment	GA	13,008	▲	+13.9%	+1,588
	Warrant in Debt	WD	9,727	▲	+19.2%	+1,570
	Unlawful Detainer	UD	6,091	▼	-11.4%	-787
	Motion for Judgment	MJ	1,309	▼	-0.8%	-10
	Abstract	AJ	782	▲	+9.7%	+69
	Admin License	AL	718	▼	-12.1%	-99
	Other	OT	518	▼	-3.4%	-18
	Show Cause	SC	489	▲	+0.4%	+2
	Preliminary Protective Order	PP	403	▲	+0.5%	+2
	Protective Order	PO	355	▲	+4.4%	+15
	Bond Forfeiture	BF	300	▲	+5.6%	+16
	Interrogatory	IN	279	▲	+3.3%	+9
	Detinue	DT	253	▼	-24.9%	-84
	Impoundment	IM	68	▼	-33.3%	-34
	Tenants Assertion	TA	53	▲	+6.0%	+3
	Overweight	OC	32	▲	+88.2%	+15
	Counter Claim	CC	29	▼	-34.1%	-15
	Capias	CA	11	▼	-15.4%	-2
	Petition-Restore Arms	PR	10	▲	+66.7%	+4
	Third Party Claim	TH	3	▼	-40.0%	-2
	Cross Claim	CR	2	▲	+100.0%	+1
	Restricted Operators License	RL	1	↔		-
	Petition to Require Blood Test	BT	0	▼	-100.0%	-2
Total			34,441	▲	7.0%	+2,241
Civil Commitments	Mental Commitment	MC	681	▼	-1.9%	-13
	Temporary Detention Order	TD	321	▼	-9.6%	-34
	Other	OT	88	▲	+57.1%	+32
	Emergency Custody Order	EC	54	▼	-22.9%	-16
	Medical Emergency Temporary Detention Order	MT	1	↔		-
Total			1,145	▼	-2.6%	-31
GRAND TOTAL			75,665	▲	6.5%	+4,635

* Compared to same time period as previous year

** Case Type Categories are defined in the 2017 Virginia Judicial Workload Assessment

Filings by Major Case Category**

Category	Summary	Change	% Change	Absolute Change
Felony	2,212	▼	-13.4%	-341
Garnishment	13,287	▲	+13.7%	+1,597
General Civil	11,328	▲	+15.0%	+1,480
Infraction/Civil Violation	23,580	▲	+10.6%	+2,256
Involuntary Civil Commitments	88	▲	+57.1%	+32
Landlord /Tenant	6,144	▼	-11.3%	-784
Misdemeanor	12,685	▼	+2.3%	+286
Other	5,583	▼	+1.7%	+92
Protective Orders	758	▲	+2.3%	+17
GRAND TOTAL	75,665	▲	6.5%	+4,635

* Compared to same time period as previous year



** Case Type Categories are defined in the 2017 Virginia Judicial Workload Assessment
 Source: SCV-SQL-Information

CPSS - GCMS CASELOAD STATISTICS OF THE GENERAL DISTRICT COURTS

January 2024 thru July 2024 Filings (Compared to January 2023 thru July 2023)

Portsmouth

District: 3 FIPS: 740

2024 Overall GRAND TOTAL		Distribution of Caseload			Change*		Percentage (%) of Caseload		
18,057	+695	Criminal	2,336	13%	-7.7% ▼	-195	Criminal	2023	2024
		Traffic	8,178	45%	19.2% ▲	+1,316	Traffic	14.6%	12.9%
		Civil	7,171	40%	-5.5% ▼	-421	Civil	39.5%	45.3%
		Civil Commitments	372	2%	-1.3% ▼	-5	Civil Commitments	43.7%	39.7%
		GRAND TOTAL	18,057	100%	4.0% ▲	+695	GRAND TOTAL	2.2%	2.1%
							GRAND TOTAL	100%	100%

Filings by Division & Code

Division	Case Type Description	Code	Summary	Change	% Change	Absolute Change
Criminal	Misdemeanor	M	1,272	▼	-5.9%	-80
	Felony	F	748	▼	-15.3%	-135
	Capias	CA	226	▲	+6.6%	+14
	Show Cause	SC	62	▲	+77.1%	+27
	Civil Violation	CV	28	▼	-42.9%	-21
	Total			2,336	▼	-7.7%
Traffic	Infraction	I	7,036	▲	+20.5%	+1,195
	Misdemeanor	M	825	▲	+9.6%	+72
	Show Cause	SC	125	▼	-10.1%	-14
	Capias	CA	115	▼	-1.7%	-2
	Civil Violation	CV	68	▲	+6,700.0%	+67
	Restricted Operators License	RL	8	▼	-27.3%	-3
	Felony	F	1	▲	-	+1
	Total			8,178	▲	19.2%
Civil	Unlawful Detainer	UD	2,548	▼	-2.2%	-56
	Warrant in Debt	WD	2,203	▲	+38.2%	+609
	Garnishment	GA	1,424	▼	-31.0%	-640
	Other	OT	357	▼	-7.8%	-30
	Preliminary Protective Order	PP	172	▼	-2.3%	-4
	Protective Order	PO	136	▼	-26.1%	-48
	Show Cause	SC	74	▼	-6.3%	-5
	Abstract	AJ	60	▼	-40.6%	-41
	Interrogatory	IN	52	▲	+18.2%	+8
	Motion for Judgment	MJ	51	▼	-80.7%	-213
	Detinue	DT	36	▲	+200.0%	+24
	Admin License	AL	30	▼	-18.9%	-7
	Counter Claim	CC	11	▲	+10.0%	+1
	Tenants Assertion	TA	6	▼	-60.0%	-9
	Bond Forfeiture	BF	5	▼	-44.4%	-4
	Capias	CA	4	▼	-50.0%	-4
	Petition-Restore Arms	PR	2	▼	-33.3%	-1
	Impoundment	IM	0	▼	-100.0%	-1
Total			7,171	▼	-5.5%	-421
Civil Commitments	Emergency Custody Order	EC	205	▼	-14.2%	-34
	Mental Commitment	MC	142	▲	+22.4%	+26
	Other	OT	25	▲	+19.0%	+4
	Temporary Detention Order	TD	0	▼	-100.0%	-1
	Total			372	▼	-1.3%
GRAND TOTAL			18,057	▲	4.0%	+695

Filings by Major Case Category**

Category	Summary	Change	% Change	Absolute Change
Felony	749	▲	-15.2%	-134
Garnishment	1,476	▼	-30.0%	-632
General Civil	2,296	▲	+22.1%	+416
Infraction/Civil Violation	7,132	▲	+21.1%	+1,241
Involuntary Civil Commitments	25	▲	+19.0%	+4
Landlord /Tenant	2,554	▼	-2.5%	-65

* Compared to same time period as previous year

** Case Type Categories are defined in the 2017 Virginia Judicial Workload Assessment

CPSS - GCMS CASELOAD STATISTICS OF THE GENERAL DISTRICT COURTS

January 2024 thru July 2024 Filings (Compared to January 2023 thru July 2023)



Portsmouth

District: 3 FIPS: 740

Misdemeanor	2,105	▼	-0.5%	-11
Other	1,412	▼	-4.9%	-72
Protective Orders	308	▼	-14.4%	-52
GRAND TOTAL	18,057	▲	4.0%	+695

* Compared to same time period as previous year

** Case Type Categories are defined in the 2017 Virginia Judicial Workload Assessment
Source: SCV-SQL-Information

2024 Overall GRAND TOTAL		Distribution of Caseload			Change*		Percentage (%) of Caseload		
54,923	+7,853	Criminal	6,078	11%	10.2% ▲	+565	Criminal	2023	2024
		Traffic	25,617	47%	74.3% ▲	+10,924	Traffic	11.7%	11.1%
		Civil	22,796	42%	-13.7% ▼	-3,622	Civil	31.2%	46.6%
		Civil Commitments	432	1%	-3.1% ▼	-14	Civil Commitments	56.1%	41.5%
		GRAND TOTAL	54,923	100%	16.7% ▲	+7,853	GRAND TOTAL	0.9%	0.8%
							GRAND TOTAL	100%	100%

Filings by Division & Code

Division	Case Type Description	Code	Summary	Change	% Change	Absolute Change
Criminal	Misdemeanor	M	4,040	▲	+11.6%	+421
	Felony	F	1,621	▲	+9.9%	+146
	Show Cause	SC	221	▼	-4.3%	-10
	Capias	CA	119	↔		-
	Civil Violation	CV	77	▲	+11.6%	+8
	Total			6,078	▲	10.2%
Traffic	Infraction	I	22,347	▲	+84.7%	+10,249
	Misdemeanor	M	2,929	▲	+31.8%	+707
	Other	O	121	▼	-34.9%	-65
	Show Cause	SC	120	▲	+42.9%	+36
	Felony	F	73	▲	+25.9%	+15
	Restricted Operators License	RL	22	▼	-21.4%	-6
	Capias	CA	5	▼	-70.6%	-12
	Total			25,617	▲	74.3%
Civil	Garnishment	GA	7,889	▼	-31.6%	-3,652
	Warrant in Debt	WD	5,874	▲	+9.7%	+517
	Unlawful Detainer	UD	5,512	▼	-3.0%	-170
	Other	OT	1,011	▼	-4.4%	-46
	Preliminary Protective Order	PP	582	▲	+7.0%	+38
	Protective Order	PO	495	▲	+16.7%	+71
	Abstract	AJ	365	▼	-36.7%	-212
	Show Cause	SC	311	▼	-39.5%	-203
	Bond Forfeiture	BF	161	▼	-13.9%	-26
	Admin License	AL	138	▲	+25.5%	+28
	Detinue	DT	130	▼	-0.8%	-1
	Interrogatory	IN	121	▼	+22.2%	+22
	Motion for Judgment	MJ	102	▼	-3.8%	-4
	Tenants Assertion	TA	62	▲	+29.2%	+14
	Counter Claim	CC	25	▲	+4.2%	+1
	Impoundment	IM	11	▲	+175.0%	+7
	Third Party Claim	TH	5	▲	+25.0%	+1
	Capias	CA	1	▼	-75.0%	-3
	Petition-Restore Arms	PR	1	▼	-50.0%	-1
	Detinue Seizure	DZ	0	▼	-100.0%	-1
	Overweight	OC	0	▼	-100.0%	-2
Total			22,796	▼	-13.7%	-3,622
Civil Commitments	Emergency Custody Order	EC	172	▲	+44.5%	+53
	Mental Commitment	MC	161	▼	-19.5%	-39
	Temporary Detention Order	TD	54	▲	+116.0%	+29
	Other	OT	23	▼	-43.9%	-18
	Petition	PT	21	▼	-61.8%	-34
	Medical Emergency Custody Order	ME	1	▲	-	+1
	Medical Emergency Temporary Detention Order	MT	0	▼	-100.0%	-6
Total			432	▼	-3.1%	-14
GRAND TOTAL			54,923	▲	16.7%	+7,853

* Compared to same time period as previous year

** Case Type Categories are defined in the 2017 Virginia Judicial Workload Assessment



CPSS - GCMS CASELOAD STATISTICS OF THE GENERAL DISTRICT COURTS
 January 2024 thru July 2024 Filings (Compared to January 2023 thru July 2023)

Filings by Major Case Category**

Category	Summary	Change	% Change	Absolute Change
Felony	1,694	▲	+10.5%	+161
Garnishment	8,010	▼	-31.2%	-3,630
General Civil	6,210	▼	+8.9%	+508
Infraction/Civil Violation	22,545	▼	+82.5%	+10,190
Involuntary Civil Commitments	44	▼	-54.2%	-52
Landlord /Tenant	5,574	▲	-2.7%	-156
Misdemeanor	6,991	▲	+19.1%	+1,122
Other	2,778	▲	-12.6%	-399
Protective Orders	1,077	▲	+11.3%	+109
GRAND TOTAL	54,923	▲	16.7%	+7,853

* Compared to same time period as previous year

** Case Type Categories are defined in the 2017 Virginia Judicial Workload Assessment
 Source: SCV-SQL-Information

2024 Overall GRAND TOTAL		Distribution of Caseload			Change*		Percentage (%) of Caseload		
2,666	+849	Criminal	554	21%	16.6% ▲	+79	Criminal	2023	2024
		Traffic	1,510	57%	103.2% ▲	+767	Traffic	26.1%	20.8%
		Civil	563	21%	-1.6% ▼	-9	Civil	40.9%	56.6%
		Civil Commitments	39	1%	44.4% ▲	+12	Civil Commitments	31.5%	21.1%
		GRAND TOTAL	2,666	100%	46.7% ▲	+849	GRAND TOTAL	100%	100%

Filings by Division & Code

Division	Case Type Description	Code	Summary	Change	% Change	Absolute Change
Criminal	Misdemeanor	M	305	▲	+12.5%	+34
	Felony	F	133	▲	+26.7%	+28
	Capias	CA	89	▲	+32.8%	+22
	Show Cause	SC	16	▼	-38.5%	-10
	Civil Violation	CV	11	▲	+83.3%	+5
	Total			554	▲	16.6%
Traffic	Infraction	I	1,168	▲	+121.6%	+641
	Misdemeanor	M	329	▲	+55.2%	+117
	Capias	CA	10	▲	+400.0%	+8
	Civil Violation	CV	2	▲	-	+2
	Felony	F	1	↔	-	-
	Show Cause	SC	0	▼	-100.0%	-1
	Total			1,510	▲	103.2%
Civil	Garnishment	GA	162	▼	-11.0%	-20
	Unlawful Detainer	UD	135	▲	+12.5%	+15
	Warrant in Debt	WD	112	▼	-4.3%	-5
	Other	OT	54	▼	-23.9%	-17
	Detinue	DT	22	▼	-31.3%	-10
	Preliminary Protective Order	PP	20	▲	+25.0%	+4
	Motion for Judgment	MJ	18	▲	-	+18
	Admin License	AL	13	▲	+85.7%	+6
	Protective Order	PO	9	▼	-10.0%	-1
	Show Cause	SC	6	▼	-14.3%	-1
	Bond Forfeiture	BF	5	▲	+25.0%	+1
	Abstract	AJ	3	↔	-	-
	Third Party Claim	TH	2	▲	-	+2
	Impoundment	IM	1	▲	-	+1
	Interrogatory	IN	1	▼	-50.0%	-1
	Tenants Assertion	TA	0	▼	-100.0%	-1
Total			563	▼	-1.6%	-9
Civil Commitments	Emergency Custody Order	EC	20	▲	+66.7%	+8
	Temporary Detention Order	TD	19	▲	+111.1%	+10
	Mental Commitment	MC	0	▼	-100.0%	-6
Total			39	▲	44.4%	+12
GRAND TOTAL			2,666	▲	46.7%	+849

Filings by Major Case Category**

Category	Summary	Change	% Change	Absolute Change
Felony	134	▲	+26.4%	+28
Garnishment	163	▼	-11.4%	-21
General Civil	152	▲	+2.0%	+3
Infraction/Civil Violation	1,181	▲	+121.6%	+648
Landlord /Tenant	135	▼	+11.6%	+14
Misdemeanor	634	▲	+31.3%	+151
Other	238	▲	+10.7%	+23
Protective Orders	29	▲	+11.5%	+3
GRAND TOTAL	2,666	▲	46.7%	+849


* Compared to same time period as previous year

** Case Type Categories are defined in the 2017 Virginia Judicial Workload Assessment

* Compared to same time period as previous year

** Case Type Categories are defined in the 2017 Virginia Judicial Workload Assessment
Source: SCV-SQL-Information

CPSS - GCMS CASELOAD STATISTICS OF THE GENERAL DISTRICT COURTS
 January 2024 thru July 2024 Filings (Compared to January 2023 thru July 2023)

2024 Overall GRAND TOTAL		Distribution of Caseload			Change*		Percentage (%) of Caseload		
5,717 +109 	Criminal	573	10%	24.8% ▲	+114	Criminal	2023: 8.2%	2024: 10.0%	
	Traffic	3,767	66%	-4.0% ▼	-157	Traffic	70.0%	65.9%	
	Civil	1,333	23%	11.0% ▲	+132	Civil	21.4%	23.3%	
	Civil Commitments	44	1%	83.3% ▲	+20	Civil Commitments	0.4%	0.8%	
	GRAND TOTAL	5,717	100%	1.9% ▲	+109	GRAND TOTAL	100%	100%	

Filings by Division & Code

Division	Case Type Description	Code	Summary	Change	% Change	Absolute Change
Criminal	Misdemeanor	M	332	▲	+23.9%	+64
	Felony	F	177	▲	+39.4%	+50
	Capias	CA	31	▲	+29.2%	+7
	Civil Violation	CV	17	▲	+21.4%	+3
	Show Cause	SC	16	▼	-38.5%	-10
	Total			573	▲	24.8%
Traffic	Infraction	I	2,820	▼	-5.8%	-175
	Misdemeanor	M	789	▲	+2.7%	+21
	Capias	CA	128	▼	-6.6%	-9
	Show Cause	SC	22	▲	+4.8%	+1
	Felony	F	7	▲	+600.0%	+6
	Civil Violation	CV	1	▼	-50.0%	-1
	Total			3,767	▼	-4.0%
Civil	Warrant in Debt	WD	487	▲	+29.5%	+111
	Unlawful Detainer	UD	350	▼	-4.4%	-16
	Garnishment	GA	339	▲	+5.0%	+16
	Admin License	AL	39	▲	+2.6%	+1
	Other	OT	28	▼	-17.6%	-6
	Preliminary Protective Order	PP	23	▲	+475.0%	+19
	Protective Order	PO	18	▲	+157.1%	+11
	Detinue	DT	11	▼	-15.4%	-2
	Abstract	AJ	9	▼	-10.0%	-1
	Impoundment	IM	8	▼	-20.0%	-2
	Show Cause	SC	7	▲	+75.0%	+3
	Interrogatory	IN	4	▼	-60.0%	-6
	Motion for Judgment	MJ	3	▲	+200.0%	+2
	Bond Forfeiture	BF	2	↔		-
	Capias	CA	2	↔		-
	Counter Claim	CC	1	▲	-	+1
	Interrogatory-Not	IC	1	▲	-	+1
	Petition-Restore Arms	PR	1	▲	-	+1
	Tenants Assertion	TA	0	▼	-100.0%	-1
Total			1,333	▲	11.0%	+132
Civil Commitments	Temporary Detention Order	TD	34	▲	+78.9%	+15
	Emergency Custody Order	EC	10	▲	+100.0%	+5
	Total		44	▲	83.3%	+20
GRAND TOTAL			5,717	▲	1.9%	+109

Filings by Major Case Category**

Category	Summary	Change	% Change	Absolute Change
Felony	184	▲	+43.8%	+56
Garnishment	343	▼	+3.0%	+10
General Civil	506	▲	+28.4%	+112
Infraction/Civil Violation	2,838	▼	-5.7%	-173
Landlord /Tenant	350	▼	-4.6%	-17
Misdemeanor	1,121	▲	+8.2%	+85
Other	334	▲	+1.8%	+6

* Compared to same time period as previous year

** Case Type Categories are defined in the 2017 Virginia Judicial Workload Assessment

CPSS - GCMS CASELOAD STATISTICS OF THE GENERAL DISTRICT COURTS
January 2024 thru July 2024 Filings (Compared to January 2023 thru July 2023)



Protective Orders	41	▲	+272.7%	+30
GRAND TOTAL	5,717	▲	1.9%	+109

* Compared to same time period as previous year

** Case Type Categories are defined in the 2017 Virginia Judicial Workload Assessment
Source: SCV-SQL-Information

CPSS - GCMS CASELOAD STATISTICS OF THE GENERAL DISTRICT COURTS

January 2024 thru July 2024 Filings (Compared to January 2023 thru July 2023)

2024 Overall GRAND TOTAL		Distribution of Caseload			Change*		Percentage (%) of Caseload		
5,894	-1,236	Criminal	305	5%	2.0% ▲	+6	Criminal	2023 4.2%	2024 5.2%
		Traffic	4,984	85%	-20.2% ▼	-1,262	Traffic	87.6%	84.6%
		Civil	579	10%	3.6% ▲	+20	Civil	7.8%	9.8%
		Civil Commitments	26	0%	0.0%	0	Civil Commitments	0.4%	0.4%
		GRAND TOTAL	5,894	100%	-17.3% ▼	-1,236	GRAND TOTAL	100%	100%

Filings by Division & Code

Division	Case Type Description	Code	Summary	Change	% Change	Absolute Change
Criminal	Misdemeanor	M	191	▲	+0.5%	+1
	Felony	F	79	▲	+54.9%	+28
	Capias	CA	16	▼	-42.9%	-12
	Civil Violation	CV	11	▲	+120.0%	+6
	Show Cause	SC	8	▼	-68.0%	-17
	Total			305	▲	2.0%
Traffic	Infraction	I	4,220	▼	-22.3%	-1,208
	Misdemeanor	M	619	▼	-6.4%	-42
	Capias	CA	129	▲	+9.3%	+11
	Show Cause	SC	13	▼	-60.6%	-20
	Felony	F	3	▲	+200.0%	+2
	Civil Violation	CV	0	▼	-100.0%	-3
	Restricted Operators License	RL	0	▼	-100.0%	-2
	Total			4,984	▼	-20.2%
Civil	Warrant in Debt	WD	200	▲	+9.9%	+18
	Garnishment	GA	179	▼	-1.6%	-3
	Unlawful Detainer	UD	107	▲	+27.4%	+23
	Other	OT	42	↔		-
	Admin License	AL	12	▲	+140.0%	+7
	Preliminary Protective Order	PP	10	▼	-54.5%	-12
	Protective Order	PO	10	▼	-47.4%	-9
	Impoundment	IM	4	▲	+100.0%	+2
	Detinue	DT	3	▲	+50.0%	+1
	Interrogatory	IN	3	▼	-50.0%	-3
	Show Cause	SC	3	▲	+50.0%	+1
	Bond Forfeiture	BF	2	↔		-
	Overweight	OC	2	▲	-	+2
	Abstract	AJ	1	▼	-83.3%	-5
	Tenants Assertion	TA	1	▲	-	+1
	Motion for Judgment	MJ	0	▼	-100.0%	-2
	Petition-Restore Arms	PR	0	▼	-100.0%	-1
	Total			579	▲	3.6%
Civil Commitments	Temporary Detention Order	TD	16	↔		-
	Emergency Custody Order	EC	10	↔		-
	Total		26		0.0%	0
GRAND TOTAL			5,894	▼	-17.3%	-1,236

Filings by Major Case Category**

Category	Summary	Change	% Change	Absolute Change
Felony	82	▲	+57.7%	+30
Garnishment	182	▼	-3.2%	-6
General Civil	206	▼	+8.4%	+16
Infraction/Civil Violation	4,233	▲	-22.1%	-1,203
Landlord /Tenant	108	▲	+28.6%	+24
Misdemeanor	810	▼	-5.0%	-43
Other	253	▲	-11.5%	-33
Protective Orders	20	▼	-51.2%	-21

* Compared to same time period as previous year

** Case Type Categories are defined in the 2017 Virginia Judicial Workload Assessment

CPSS - GCMS CASELOAD STATISTICS OF THE GENERAL DISTRICT COURTS
January 2024 thru July 2024 Filings (Compared to January 2023 thru July 2023)

<i>GRAND TOTAL</i>	5,894	▼	-17.3%	-1,236
---------------------------	--------------	---	--------	--------

* Compared to same time period as previous year



** Case Type Categories are defined in the 2017 Virginia Judicial Workload Assessment
Source: SCV-SQL-Information

CPSS - GCMS CASELOAD STATISTICS OF THE GENERAL DISTRICT COURTS

January 2024 thru July 2024 Filings (Compared to January 2023 thru July 2023)

Suffolk

District: 5 FIPS: 800

2024 Overall GRAND TOTAL		Distribution of Caseload			Change*		Percentage (%) of Caseload		
12,612	+796	Criminal	2,093	17%	-8.1% ▼	-184	Criminal	2023	2024
		Traffic	4,480	36%	10.7% ▲	+432	Traffic	19.3%	16.6%
		Civil	5,702	45%	10.5% ▲	+541	Civil	34.3%	35.5%
		Civil Commitments	337	3%	2.1% ▲	+7	Civil Commitments	43.7%	45.2%
		GRAND TOTAL	12,612	100%	6.7% ▲	+796	GRAND TOTAL	2.8%	2.7%
							GRAND TOTAL	100%	100%

Filings by Division & Code

Division	Case Type Description	Code	Summary	Change	% Change	Absolute Change
Criminal	Misdemeanor	M	1,294	▼	-4.4%	-59
	Felony	F	578	▼	-11.3%	-74
	Capias	CA	134	▼	-5.0%	-7
	Show Cause	SC	48	▼	-40.0%	-32
	Civil Violation	CV	39	▼	-23.5%	-12
	Total			2,093	▼	-8.1%
Traffic	Infraction	I	2,332	▼	-15.6%	-431
	Misdemeanor	M	1,186	▲	+10.4%	+112
	Civil Violation	CV	811	▲	+20,175.0%	+807
	Capias	CA	118	▼	-17.5%	-25
	Show Cause	SC	24	▼	-57.9%	-33
	Felony	F	9	▲	+28.6%	+2
	Total			4,480	▲	10.7%
Civil	Warrant in Debt	WD	2,147	▲	+18.0%	+327
	Garnishment	GA	1,701	▲	+11.0%	+169
	Unlawful Detainer	UD	1,006	▲	+22.7%	+186
	Other	OT	208	▼	-5.0%	-11
	Preliminary Protective Order	PP	100	▼	-3.8%	-4
	Protective Order	PO	70	▲	+6.1%	+4
	Show Cause	SC	66	▼	-15.4%	-12
	Zoning Violation	ZO	66	▼	-22.4%	-19
	Detinue	DT	65	▼	-52.6%	-72
	Abstract	AJ	62	▼	-47.9%	-57
	Admin License	AL	57	▼	-8.1%	-5
	Overweight	OC	55	▲	+48.6%	+18
	Motion for Judgment	MJ	33	▲	+135.7%	+19
	Motor Carrier	MC	29	↔		-
	Interrogatory	IN	23	▲	+9.5%	+2
	Tenants Assertion	TA	11	▲	+1,000.0%	+10
	Counter Claim	CC	3	▼	-40.0%	-2
	Bond Forfeiture	BF	0	▼	-100.0%	-4
	Capias	CA	0	▼	-100.0%	-4
	Petition-Restore Arms	PR	0	▼	-100.0%	-3
Third Party Claim	TH	0	▼	-100.0%	-1	
Total			5,702	▲	10.5%	+541
Civil Commitments	Temporary Detention Order	TD	134	▼	-10.1%	-15
	Emergency Custody Order	EC	105	▲	+9.4%	+9
	Mental Commitment	MC	93	▲	+16.3%	+13
	Medical Emergency Temporary Detention Order	MT	4	▲	+100.0%	+2
	Medical Emergency Custody Order	ME	1	▼	-66.7%	-2
	Total			337	▲	2.1%
GRAND TOTAL			12,612	▲	6.7%	+796

Filings by Major Case Category**

Category	Summary	Change	% Change	Absolute Change
Felony	587	▲	-10.9%	-72
Garnishment	1,724	▲	+11.0%	+171
General Civil	2,270	▼	+13.3%	+267

* Compared to same time period as previous year

** Case Type Categories are defined in the 2017 Virginia Judicial Workload Assessment

Source: SCV-SQL-Information

CPSS - GCMS CASELOAD STATISTICS OF THE GENERAL DISTRICT COURTS

January 2024 thru July 2024 Filings (Compared to January 2023 thru July 2023)

Infraction/Civil Violation	3,266	▲	+13.2%	+382
Landlord /Tenant	1,017	▲	+23.9%	+196
Misdemeanor	2,546	▼	+1.4%	+34
Other	1,032	▼	-15.0%	-182
Protective Orders	170	▲		0
GRAND TOTAL	12,612	▲	6.7%	+796

* Compared to same time period as previous year



** Case Type Categories are defined in the 2017 Virginia Judicial Workload Assessment
Source: SCV-SQL-Information

CPSS - GCMS CASELOAD STATISTICS OF THE GENERAL DISTRICT COURTS

January 2024 thru July 2024 Filings (Compared to January 2023 thru July 2023)

Brunswick

District: 6 FIPS: 025

2024 Overall GRAND TOTAL		Distribution of Caseload			Change*		Percentage (%) of Caseload		
16,408	+2,054	Criminal	354	2%	31.6% ▲	+85	Criminal	2023	2024
		Traffic	15,498	94%	13.7% ▲	+1,863	Traffic	1.9%	2.2%
		Civil	535	3%	24.1% ▲	+104	Civil	95.0%	94.5%
		Civil Commitments	21	0%	10.5% ▲	+2	Civil Commitments	3.0%	3.3%
		GRAND TOTAL	16,408	100%	14.3% ▲	+2,054	GRAND TOTAL	0.1%	0.1%
							GRAND TOTAL	100%	100%

Filings by Division & Code

Division	Case Type Description	Code	Summary	Change	% Change	Absolute Change
Criminal	Misdemeanor	M	226	▲	+29.9%	+52
	Felony	F	91	▲	+35.8%	+24
	Show Cause	SC	19	▲	+72.7%	+8
	Civil Violation	CV	10	▲	+11.1%	+1
	Capias	CA	8	↔		-
	Total			354	▲	31.6%
Traffic	Infraction	I	12,372	▲	+14.9%	+1,607
	Misdemeanor	M	3,104	▲	+8.6%	+245
	Felony	F	14	▲	+100.0%	+7
	Civil Violation	CV	3	▲	+200.0%	+2
	Restricted Operators License	RL	3	▲	-	+3
	Capias	CA	2	▼	-33.3%	-1
	Total			15,498	▲	13.7%
Civil	Warrant in Debt	WD	196	▲	+29.8%	+45
	Garnishment	GA	167	▲	+2.5%	+4
	Unlawful Detainer	UD	85	▲	+102.4%	+43
	Admin License	AL	20	▲	+100.0%	+10
	Other	OT	16	▲	-11.1%	-2
	Overweight	OC	13	▲	+8.3%	+1
	Motor Carrier	MC	10	▲	+66.7%	+4
	Preliminary Protective Order	PP	9	▲	+28.6%	+2
	Impoundment	IM	5	▲	+400.0%	+4
	Detinue	DT	3	↔		-
	Motion for Judgment	MJ	3	▲	+200.0%	+2
	Bond Forfeiture	BF	2	▼	-77.8%	-7
	Protective Order	PO	2	▼	-50.0%	-2
	Show Cause	SC	2	▲	-	+2
	Interrogatory	IN	1	↔		-
	Tenants Assertion	TA	1	▲	-	+1
	Abstract	AJ	0	▼	-100.0%	-2
	Petition-Restore Arms	PR	0	▼	-100.0%	-1
Total			535	▲	24.1%	+104
Civil Commitments	Temporary Detention Order	TD	13	▼	-7.1%	-1
	Emergency Custody Order	EC	7	▲	+75.0%	+3
	Mental Commitment	MC	1	↔		-
Total			21	▲	10.5%	+2
GRAND TOTAL			16,408	▲	14.3%	+2,054

Filings by Major Case Category**

Category	Summary	Change	% Change	Absolute Change
Felony	105	▲	+41.9%	+31
Garnishment	168	▲	+2.4%	+4
General Civil	207	▲	+29.4%	+47
Infraction/Civil Violation	12,408	▲	+15.0%	+1,615
Landlord /Tenant	86	▲	+104.8%	+44
Misdemeanor	3,333	▲	+9.9%	+300
Other	90	▲	+16.9%	+13

* Compared to same time period as previous year

** Case Type Categories are defined in the 2017 Virginia Judicial Workload Assessment

Source: SCV-SQL-Information

CPSS - GCMS CASELOAD STATISTICS OF THE GENERAL DISTRICT COURTS
January 2024 thru July 2024 Filings (Compared to January 2023 thru July 2023)


Protective Orders	11	▼		0
GRAND TOTAL	16,408	▲	14.3%	+2,054

* Compared to same time period as previous year

** Case Type Categories are defined in the 2017 Virginia Judicial Workload Assessment
Source: SCV-SQL-Information

CPSS - GCMS CASELOAD STATISTICS OF THE GENERAL DISTRICT COURTS

January 2024 thru July 2024 Filings (Compared to January 2023 thru July 2023)

2024 Overall GRAND TOTAL		Distribution of Caseload			Change*		Percentage (%) of Caseload		
5,276	-293	Criminal	372	7%	34.8% ▲	+96	Criminal	2023 5.0%	2024 7.1%
		Traffic	4,015	76%	-14.0% ▼	-651	Traffic	83.8%	76.1%
2024		Civil	877	17%	44.2% ▲	+269	Civil	10.9%	16.6%
2023		Civil Commitments	12	0%	-36.8% ▼	-7	Civil Commitments	0.3%	0.2%
		GRAND TOTAL	5,276	100%	-5.3% ▼	-293	GRAND TOTAL	100%	100%

Filings by Division & Code

Division	Case Type Description	Code	Summary	Change	% Change	Absolute Change
Criminal	Misdemeanor	M	193	▲	+30.4%	+45
	Felony	F	83	▲	+15.3%	+11
	Capias	CA	54	▲	+45.9%	+17
	Show Cause	SC	29	▲	+314.3%	+22
	Civil Violation	CV	13	▲	+8.3%	+1
	Total			372	▲	34.8%
Traffic	Infraction	I	3,389	▼	-10.6%	-402
	Misdemeanor	M	609	▼	-29.3%	-252
	Capias	CA	12	▲	+100.0%	+6
	Show Cause	SC	3	↔		-
	Felony	F	2	▼	-50.0%	-2
	Other	O	0	▼	-100.0%	-1
	Total			4,015	▼	-14.0%
Civil	Interrogatory	IN	287	▲	+56.8%	+104
	Warrant in Debt	WD	215	▲	+39.6%	+61
	Garnishment	GA	156	▲	+33.3%	+39
	Detinue	DT	130	▲	+145.3%	+77
	Unlawful Detainer	UD	46	▼	-32.4%	-22
	Other	OT	13	▲	+18.2%	+2
	Preliminary Protective Order	PP	9	▲	+200.0%	+6
	Admin License	AL	7	▲	+75.0%	+3
	Protective Order	PO	5	▲	-	+5
	Bond Forfeiture	BF	4	▲	+300.0%	+3
	Show Cause	SC	3	▼	-66.7%	-6
	Capias	CA	1	↔		-
	Tenants Assertion	TA	1	▲	-	+1
	Impoundment	IM	0	▼	-100.0%	-2
	Motion for Judgment	MJ	0	▼	-100.0%	-2
Total			877	▲	44.2%	+269
Civil Commitments	Temporary Detention Order	TD	9	▼	-35.7%	-5
	Emergency Custody Order	EC	3	▼	-25.0%	-1
	Mental Commitment	MC	0	▼	-100.0%	-1
	Total			12	▼	-36.8%
GRAND TOTAL			5,276	▼	-5.3%	-293

Filings by Major Case Category**

Category	Summary	Change	% Change	Absolute Change
Felony	85	▼	+11.8%	+9
Garnishment	443	▲	+47.7%	+143
General Civil	349	▲	+66.2%	+139
Infraction/Civil Violation	3,402	▼	-10.6%	-402
Landlord /Tenant	47	▲	-30.9%	-21
Misdemeanor	802	▲	-20.5%	-207
Other	134	▲	+35.4%	+35
Protective Orders	14	▲	+366.7%	+11
GRAND TOTAL	5,276	▼	-5.3%	-293

* Compared to same time period as previous year

** Case Type Categories are defined in the 2017 Virginia Judicial Workload Assessment

* Compared to same time period as previous year



** Case Type Categories are defined in the 2017 Virginia Judicial Workload Assessment
Source: SCV-SQL-Information

CPSS - GCMS CASELOAD STATISTICS OF THE GENERAL DISTRICT COURTS

January 2024 thru July 2024 Filings (Compared to January 2023 thru July 2023)

Greenville

District: 6 FIPS: 081

2024 Overall GRAND TOTAL		Distribution of Caseload			Change*		Percentage (%) of Caseload		
9,457	-215	Criminal	193	2%	-24.3% ▼	-62	Criminal	2023	2024
		Traffic	8,461	89%	-2.4% ▼	-204	Traffic	2.6%	2.0%
		Civil	737	8%	3.9% ▲	+28	Civil	89.6%	89.5%
		Civil Commitments	66	1%	53.5% ▲	+23	Civil Commitments	7.3%	7.8%
		GRAND TOTAL	9,457	100%	-2.2% ▼	-215	GRAND TOTAL	0.4%	0.7%
							GRAND TOTAL	100%	100%

Filings by Division & Code

Division	Case Type Description	Code	Summary	Change	% Change	Absolute Change
Criminal	Misdemeanor	M	87	▼	-22.3%	-25
	Felony	F	67	▼	-29.5%	-28
	Capias	CA	18	▼	-40.0%	-12
	Show Cause	SC	17	▲	+30.8%	+4
	Civil Violation	CV	4	▼	-20.0%	-1
	Total			193	▼	-24.3%
Traffic	Infraction	I	5,799	▲	+0.2%	+9
	Misdemeanor	M	2,617	▼	-8.2%	-235
	Capias	CA	35	▲	+133.3%	+20
	Show Cause	SC	5	▲	-	+5
	Felony	F	4	▼	-42.9%	-3
	Other	O	1	▲	-	+1
	Civil Violation	CV	0	▼	-100.0%	-1
	Total			8,461	▼	-2.4%
Civil	Interrogatory	IN	363	▲	+1.7%	+6
	Warrant in Debt	WD	172	▲	+15.4%	+23
	Garnishment	GA	106	▼	-6.2%	-7
	Unlawful Detainer	UD	45	▼	-10.0%	-5
	Other	OT	17	▲	+13.3%	+2
	Preliminary Protective Order	PP	8	▲	+14.3%	+1
	Show Cause	SC	8	▲	+14.3%	+1
	Admin License	AL	5	↔	-	-
	Bond Forfeiture	BF	4	▲	+100.0%	+2
	Protective Order	PO	4	▲	+300.0%	+3
	Detinue	DT	3	▲	+200.0%	+2
	Motion for Judgment	MJ	1	▲	-	+1
	Tenants Assertion	TA	1	▲	-	+1
	Capias	CA	0	▼	-100.0%	-1
	Overweight	OC	0	▼	-100.0%	-1
	Total			737	▲	3.9%
Civil Commitments	Mental Commitment	MC	23	▲	+21.1%	+4
	Temporary Detention Order	TD	23	▲	+43.8%	+7
	Emergency Custody Order	EC	20	▲	+150.0%	+12
	Total			66	▲	53.5%
GRAND TOTAL			9,457	▼	-2.2%	-215

Filings by Major Case Category**

Category	Summary	Change	% Change	Absolute Change	
Felony	71	▼	-30.4%	-31	
Garnishment	469	▼	-0.2%	-1	
General Civil	180	▲	+20.0%	+30	
Infraction/Civil Violation	5,804	▲	+0.1%	+7	
Landlord /Tenant	46	▲	-8.0%	-4	
Misdemeanor	2,704	▼	-8.8%	-260	
Other	171	▲	+30.5%	+40	
Protective Orders	12	▲	+50.0%	+4	
GRAND TOTAL		9,457	▼	-2.2%	-215

* Compared to same time period as previous year



** Case Type Categories are defined in the 2017 Virginia Judicial Workload Assessment

* Compared to same time period as previous year

** Case Type Categories are defined in the 2017 Virginia Judicial Workload Assessment
Source: SCV-SQL-Information

CPSS - GCMS CASELOAD STATISTICS OF THE GENERAL DISTRICT COURTS

January 2024 thru July 2024 Filings (Compared to January 2023 thru July 2023)

2024 Overall GRAND TOTAL		Distribution of Caseload			Change*		Percentage (%) of Caseload		
9,053	-222	Criminal	847	9%	8.2% ▲	+64	Criminal	2023: 8.4%	2024: 9.4%
		Traffic	5,790	64%	-10.1% ▼	-649	Traffic	69.4%	64.0%
2024 		Civil	2,060	23%	18.6% ▲	+323	Civil	18.7%	22.8%
2023 		Civil Commitments	356	4%	12.7% ▲	+40	Civil Commitments	3.4%	3.9%
		GRAND TOTAL	9,053	100%	-2.4% ▼	-222	GRAND TOTAL	100%	100%

Filings by Division & Code

Division	Case Type Description	Code	Summary	Change	% Change	Absolute Change
Criminal	Misdemeanor	M	424	▲	+17.1%	+62
	Felony	F	292	▲	+7.0%	+19
	Capias	CA	93	▼	-13.1%	-14
	Show Cause	SC	32	▲	+18.5%	+5
	Civil Violation	CV	6	▼	-57.1%	-8
	Total			847	▲	8.2%
Traffic	Infraction	I	4,725	▼	-6.8%	-344
	Misdemeanor	M	990	▼	-22.0%	-280
	Capias	CA	50	▼	-18.0%	-11
	Show Cause	SC	16	▼	-44.8%	-13
	Felony	F	9	↔	-	-
	Civil Violation	CV	0	▼	-100.0%	-1
	Total			5,790	▼	-10.1%
Civil	Warrant in Debt	WD	705	▲	+55.6%	+252
	Unlawful Detainer	UD	576	▲	+18.0%	+88
	Garnishment	GA	549	▼	-9.1%	-55
	Other	OT	56	▲	+100.0%	+28
	Preliminary Protective Order	PP	52	▲	+23.8%	+10
	Protective Order	PO	31	▲	+63.2%	+12
	Show Cause	SC	27	▼	-3.6%	-1
	Abstract	AJ	14	▲	+55.6%	+5
	Detinue	DT	14	▼	-44.0%	-11
	Motion for Judgment	MJ	11	▲	+22.2%	+2
	Admin License	AL	8	▼	-46.7%	-7
	Impoundment	IM	4	▲	-	+4
	Bond Forfeiture	BF	3	▲	+50.0%	+1
	Petition-Restore Arms	PR	3	↔	-	-
	Tenants Assertion	TA	3	↔	-	-
	Interrogatory	IN	2	▼	-33.3%	-1
	Counter Claim	CC	1	▲	-	+1
	Cross Claim	CR	1	▲	-	+1
	Capias	CA	0	▼	-100.0%	-2
	Interrogatory-Not	IC	0	▼	-100.0%	-3
Restricted Operators License	RL	0	▼	-100.0%	-1	
Total			2,060	▲	18.6%	+323
Civil Commitments	Mental Commitment	MC	189	▼	-5.0%	-10
	Emergency Custody Order	EC	78	▲	+73.3%	+33
	Temporary Detention Order	TD	54	▲	+35.0%	+14
	Other	OT	33	▲	+17.9%	+5
	Medical Emergency Temporary Detention Order	MT	2	▼	-33.3%	-1
	Medical Emergency Custody Order	ME	0	▼	-100.0%	-1
	Total			356	▲	12.7%
GRAND TOTAL			9,053	▼	-2.4%	-222

Filings by Major Case Category**

Category	Summary	Change	% Change	Absolute Change
Felony	301	▲	+6.7%	+19
Garnishment	551	▼	-9.2%	-56

* Compared to same time period as previous year

** Case Type Categories are defined in the 2017 Virginia Judicial Workload Assessment



CPSS - GCMS CASELOAD STATISTICS OF THE GENERAL DISTRICT COURTS

January 2024 thru July 2024 Filings (Compared to January 2023 thru July 2023)

General Civil	735	▲	+49.7%	+244
Infraction/Civil Violation	4,731	▼	-6.9%	-353
Involuntary Civil Commitments	33	▲	+17.9%	+5
Landlord /Tenant	579	▲	+17.9%	+88
Misdemeanor	1,414	▼	-13.4%	-219
Other	626	▲	+4.7%	+28
Protective Orders	83	▲	+36.1%	+22
GRAND TOTAL	9,053	▼	-2.4%	-222

* Compared to same time period as previous year

** Case Type Categories are defined in the 2017 Virginia Judicial Workload Assessment
Source: SCV-SQL-Information

2024 Overall GRAND TOTAL		Distribution of Caseload			Change*		Percentage (%) of Caseload		
9,325	+2,685	Criminal	817	9%	7.9% ▲	+60	Criminal	2023	2024
		Traffic	6,836	73%	61.6% ▲	+2,606	Traffic	11.4%	8.8%
		Civil	1,631	17%	-0.7% ▼	-12	Civil	63.7%	73.3%
		Civil Commitments	41	0%	310.0% ▲	+31	Civil Commitments	24.7%	17.5%
		GRAND TOTAL	9,325	100%	40.4% ▲	+2,685	GRAND TOTAL	0.2%	0.4%
							GRAND TOTAL	100%	100%

Filings by Division & Code

Division	Case Type Description	Code	Summary	Change	% Change	Absolute Change
Criminal	Misdemeanor	M	448	▲	+27.3%	+96
	Felony	F	228	▼	-17.4%	-48
	Capias	CA	77	▼	-15.4%	-14
	Show Cause	SC	31	▲	+10.7%	+3
	Civil Violation	CV	29	▲	+190.0%	+19
	Restricted Operators License	RL	3	▲	-	+3
	Motion	MO	1	▲	-	+1
	Total			817	▲	7.9%
Traffic	Infraction	I	5,604	▲	+67.1%	+2,251
	Misdemeanor	M	1,151	▲	+41.7%	+339
	Capias	CA	48	▲	+6.7%	+3
	Felony	F	16	▲	+300.0%	+12
	Show Cause	SC	9	▼	-35.7%	-5
	Restricted Operators License	RL	7	▲	-	+7
	Civil Violation	CV	1	▼	-50.0%	-1
	Total			6,836	▲	61.6%
Civil	Warrant in Debt	WD	658	▲	+10.6%	+63
	Garnishment	GA	528	▲	+4.8%	+24
	Unlawful Detainer	UD	296	▼	-19.1%	-70
	Other	OT	36	▲	+140.0%	+21
	Protective Order	PO	31	▲	+10.7%	+3
	Preliminary Protective Order	PP	23	▼	-36.1%	-13
	Admin License	AL	13	▼	-23.5%	-4
	Impoundment	IM	8	▼	-50.0%	-8
	Show Cause	SC	7	▼	-69.6%	-16
	Motion for Judgment	MJ	6	↔	-	-
	Abstract	AJ	5	▼	-61.5%	-8
	Interrogatory	IN	5	▼	-44.4%	-4
	Motor Carrier	MC	3	▲	+200.0%	+2
	Overweight	OC	3	▼	-40.0%	-2
	Bond Forfeiture	BF	2	▲	-	+2
	Detinue	DT	2	▲	+100.0%	+1
	Petition-Restore Arms	PR	2	▲	-	+2
	Tenants Assertion	TA	2	▲	+100.0%	+1
	Restricted Operators License	RL	1	▼	-83.3%	-5
	Emergency Substantial Risk Order	SR	0	▼	-100.0%	-1
Total			1,631	▼	-0.7%	-12
Civil Commitments	Emergency Custody Order	EC	20	▲	-	+20
	Temporary Detention Order	TD	20	▲	+100.0%	+10
	Mental Commitment	MC	1	▲	-	+1
Total			41	▲	310.0%	+31
GRAND TOTAL			9,325	▲	40.4%	+2,685

Filings by Major Case Category**

Category	Summary	Change	% Change	Absolute Change
Felony	244	▲	-12.9%	-36
Garnishment	533	▼	+3.9%	+20
General Civil	678	▲	+11.0%	+67

* Compared to same time period as previous year



** Case Type Categories are defined in the 2017 Virginia Judicial Workload Assessment
 Source: SCV-SQL-Information

CPSS - GCMS CASELOAD STATISTICS OF THE GENERAL DISTRICT COURTS
 January 2024 thru July 2024 Filings (Compared to January 2023 thru July 2023)

Infraction/Civil Violation	5,640	▲	+67.3%	+2,269
Landlord /Tenant	298	▲	-18.8%	-69
Misdemeanor	1,610	▲	+37.6%	+440
New to Workload Study	0	▼	-100.0%	-1
Other	268	▲	+1.9%	+5
Protective Orders	54	▼	-15.6%	-10
GRAND TOTAL	9,325	▲	40.4%	+2,685

* Compared to same time period as previous year

** Case Type Categories are defined in the 2017 Virginia Judicial Workload Assessment
 Source: SCV-SQL-Information

2024 Overall GRAND TOTAL		Distribution of Caseload			Change*		Percentage (%) of Caseload			
2024 	812	+12	Criminal	70	9%	-10.3% ▼	-8	Criminal	2023	2024
			Traffic	569	70%	2.3% ▲	+13	Traffic	9.8%	8.6%
2023 			Civil	167	21%	3.1% ▲	+5	Civil	69.5%	70.1%
			Civil Commitments	6	1%	50.0% ▲	+2	Civil Commitments	20.3%	20.6%
			GRAND TOTAL	812	100%	1.5% ▲	+12	GRAND TOTAL	100%	100%

Filings by Division & Code

Division	Case Type Description	Code	Summary	Change	% Change	Absolute Change
Criminal	Misdemeanor	M	43	▼	-10.4%	-5
	Felony	F	8	▼	-57.9%	-11
	Capias	CA	7	▲	+133.3%	+4
	Civil Violation	CV	6	▲	+50.0%	+2
	Show Cause	SC	6	▲	+50.0%	+2
	Total			70	▼	-10.3%
Traffic	Infraction	I	495	▲	+4.4%	+21
	Misdemeanor	M	69	▼	-4.2%	-3
	Show Cause	SC	3	▲	+200.0%	+2
	Capias	CA	1	↔		-
	Felony	F	1	↔		-
	Restricted Operators License	RL	0	▼	-100.0%	-7
	Total			569	▲	2.3%
Civil	Warrant in Debt	WD	91	▲	+28.2%	+20
	Garnishment	GA	48	▼	-15.8%	-9
	Unlawful Detainer	UD	18	▲	+63.6%	+7
	Admin License	AL	2	↔		-
	Detinue	DT	2	▲	-	+2
	Motion for Judgment	MJ	2	▲	-	+2
	Other	OT	2	▼	-81.8%	-9
	Preliminary Protective Order	PP	1	▼	-83.3%	-5
	Protective Order	PO	1	▼	-50.0%	-1
	Overweight	OC	0	▼	-100.0%	-1
	Show Cause	SC	0	▼	-100.0%	-1
Total			167	▲	3.1%	+5
Civil Commitments	Temporary Detention Order	TD	4	▲	+100.0%	+2
	Emergency Custody Order	EC	2	↔		-
	Total		6	▲	50.0%	+2
GRAND TOTAL			812	▲	1.5%	+12

Filings by Major Case Category**



Category	Summary	Change	% Change	Absolute Change
Felony	9	▼	-55.0%	-11
Garnishment	48	▼	-15.8%	-9
General Civil	95	▲	+33.8%	+24
Infraction/Civil Violation	501	▼	+4.6%	+22
Landlord /Tenant	18	▲	+63.6%	+7
Misdemeanor	112	▼	-11.8%	-15
Other	27	▲		0
Protective Orders	2	▼	-75.0%	-6
GRAND TOTAL	812	▲	1.5%	+12

* Compared to same time period as previous year

** Case Type Categories are defined in the 2017 Virginia Judicial Workload Assessment

CPSS - GCMS CASELOAD STATISTICS OF THE GENERAL DISTRICT COURTS

January 2024 thru July 2024 Filings (Compared to January 2023 thru July 2023)

2024 Overall GRAND TOTAL	Distribution of Caseload			Change*		Percentage (%) of Caseload			
11,110 +3,029	Criminal	273	2%	22.4%	▲	+50	Criminal	2023 2.8%	2024 2.5%
 	Traffic	10,439	94%	39.4%	▲	+2,948	Traffic	92.7%	94.0%
	Civil	381	3%	7.0%	▲	+25	Civil	4.4%	3.4%
	Civil Commitments	17	0%	54.5%	▲	+6	Civil Commitments	0.1%	0.2%
	GRAND TOTAL	11,110	100%	37.5%	▲	+3,029	GRAND TOTAL	100%	100%

Filings by Division & Code

Division	Case Type Description	Code	Summary	Change	% Change	Absolute Change
Criminal	Misdemeanor	M	152	▲	+24.6%	+30
	Felony	F	81	▲	+20.9%	+14
	Civil Violation	CV	19	▲	+35.7%	+5
	Capias	CA	13	▼	-7.1%	-1
	Show Cause	SC	8	▲	+33.3%	+2
	Total			273	▲	22.4%
Traffic	Infraction	I	8,138	▲	+53.7%	+2,844
	Misdemeanor	M	2,158	▲	+0.9%	+20
	Civil Violation	CV	55	▲	-	+55
	Capias	CA	54	▲	+80.0%	+24
	Show Cause	SC	19	▼	-20.8%	-5
	Felony	F	14	▲	+180.0%	+9
	Other	O	1	▲	-	+1
	Total			10,439	▲	39.4%
Civil	Warrant in Debt	WD	200	▲	+65.3%	+79
	Garnishment	GA	120	▼	-22.1%	-34
	Unlawful Detainer	UD	30	▼	-11.8%	-4
	Other	OT	10	▼	-	-
	Admin License	AL	4	▼	-42.9%	-3
	Preliminary Protective Order	PP	4	▼	-50.0%	-4
	Detinue	DT	3	▲	+50.0%	+1
	Impoundment	IM	3	↔	-	-
	Motion for Judgment	MJ	3	▲	+200.0%	+2
	Overweight	OC	2	↔	-	-
	Abstract	AJ	1	▲	-	+1
	Protective Order	PO	1	▼	-87.5%	-7
	Bond Forfeiture	BF	0	▼	-100.0%	-2
	Capias	CA	0	▼	-100.0%	-1
	Mechanic's Lien	ML	0	▼	-100.0%	-1
	Show Cause	SC	0	▼	-100.0%	-1
Tenants Assertion	TA	0	▼	-100.0%	-1	
Total			381	▲	7.0%	+25
Civil Commitments	Temporary Detention Order	TD	13	▲	+85.7%	+6
	Emergency Custody Order	EC	4	▲	+33.3%	+1
	Medical Emergency Custody Order	ME	0	▼	-100.0%	-1
	Total			17	▲	54.5%
GRAND TOTAL			11,110	▲	37.5%	+3,029

Filings by Major Case Category**

Category	Summary	Change	% Change	Absolute Change
Felony	95	▲	+31.9%	+23
Garnishment	120	▼	-22.1%	-34
General Civil	208	▲	+62.5%	+80
Infraction/Civil Violation	8,215	▲	+54.7%	+2,905
Landlord /Tenant	30	▼	-14.3%	-5
Misdemeanor	2,310	▲	+2.2%	+50
Other	127	▲	+19.8%	+21

* Compared to same time period as previous year

** Case Type Categories are defined in the 2017 Virginia Judicial Workload Assessment

CPSS - GCMS CASELOAD STATISTICS OF THE GENERAL DISTRICT COURTS

January 2024 thru July 2024 Filings (Compared to January 2023 thru July 2023)



Protective Orders		5	▼	-68.8%	-11
	GRAND TOTAL	11,110	▲	37.5%	+3,029

* Compared to same time period as previous year

** Case Type Categories are defined in the 2017 Virginia Judicial Workload Assessment
Source: SCV-SQL-Information

CPSS - GCMS CASELOAD STATISTICS OF THE GENERAL DISTRICT COURTS

January 2024 thru July 2024 Filings (Compared to January 2023 thru July 2023)

2024 Overall GRAND TOTAL		Distribution of Caseload			Change*		Percentage (%) of Caseload		
17,961	-1,594	Criminal	0	0%	-100.0% ▼	-1	Criminal	2023	2024
2024 		Civil	17,524	98%	-7.1% ▼	-1,335	Civil	0.0%	0.0%
2023 		Civil Commitments	437	2%	-37.1% ▼	-258	Civil Commitments	96.4%	97.6%
		GRAND TOTAL	17,961	100%	-8.2% ▼	-1,594	GRAND TOTAL	3.6%	2.4%
							GRAND TOTAL	100%	100%

Filings by Division & Code



Division	Case Type Description	Code	Summary	Change	% Change	Absolute Change
Criminal	Show Cause	SC	0	▼	-100.0%	-1
	Total		0	▼	-100.0%	-1
Civil	Unlawful Detainer	UD	6,426	▲	+11.7%	+673
	Garnishment	GA	5,094	▼	-28.4%	-2,017
	Warrant in Debt	WD	4,346	▲	+17.7%	+652
	Other	OT	397	▲	-18.5%	-90
	Motion for Judgment	MJ	386	▼	-11.3%	-49
	Preliminary Protective Order	PP	261	▲	+2.4%	+6
	Show Cause	SC	200	▼	-61.1%	-314
	Protective Order	PO	175	▲	+1.7%	+3
	Interrogatory	IN	107	▼	-38.2%	-66
	Abstract	AJ	65	▼	-63.1%	-111
	Detinue	DT	30	▼	-50.0%	-30
	Tenants Assertion	TA	29	▲	+107.1%	+15
	Counter Claim	CC	6	▼	-40.0%	-4
	Petition-Restore Arms	PR	2	▲	+100.0%	+1
	Petition to Require Blood Test	BT	0	▼	-100.0%	-1
Third Party Claim	TH	0	▼	-100.0%	-3	
	Total		17,524	▼	-7.1%	-1,335
Civil Commitments	Temporary Detention Order	TD	286	▼	-37.8%	-174
	Emergency Custody Order	EC	150	▼	-36.2%	-85
	Mental Commitment	MC	1	▲	-	+1
	Total		437	▼	-37.1%	-258
	GRAND TOTAL		17,961	▼	-8.2%	-1,594

Filings by Major Case Category**

Category	Summary	Change	% Change	Absolute Change
Garnishment	5,201	▼	-28.6%	-2,083
General Civil	4,780	▲	+13.8%	+580
Landlord /Tenant	6,455	▲	+11.9%	+688
Other	1,089	▲	-42.0%	-788
Protective Orders	436	▲	+2.1%	+9
	GRAND TOTAL	▼	-8.2%	-1,594

* Compared to same time period as previous year

** Case Type Categories are defined in the 2017 Virginia Judicial Workload Assessment

2024 Overall GRAND TOTAL		Distribution of Caseload			Change*		Percentage (%) of Caseload		
5,807	-20	Criminal	5,547	96%	-1.3% ▼	-73	Criminal	2023 96.4%	2024 95.5%
		Traffic	250	4%	25.0% ▲	+50	Traffic	3.4%	4.3%
2024 		Civil	10	0%	42.9% ▲	+3	Civil	0.1%	0.2%
2023 		GRAND TOTAL	5,807	100%	-0.3% ▼	-20	GRAND TOTAL	100%	100%

Filings by Division & Code

Division	Case Type Description	Code	Summary	Change	% Change	Absolute Change
Criminal	Misdemeanor	M	3,752	▲	+3.5%	+126
	Felony	F	1,566	▼	-8.8%	-152
	Show Cause	SC	91	▼	-6.2%	-6
	Civil Violation	CV	87	▼	-7.4%	-7
	Capias	CA	51	▼	-36.3%	-29
	Restricted Operators License	RL	0	▼	-100.0%	-5
	Total			5,547	▼	-1.3%
Traffic	Infraction	I	160	▲	+30.1%	+37
	Misdemeanor	M	79	▲	+14.5%	+10
	Felony	F	9	▲	+12.5%	+1
	Capias	CA	1	▲	-	+1
	Show Cause	SC	1	▲	-	+1
	Total			250	▲	25.0%
Civil	Bond Forfeiture	BF	6	▼	-14.3%	-1
	Other	OT	2	▲	-	+2
	Garnishment	GA	1	▲	-	+1
	Impoundment	IM	1	▲	-	+1
	Total			10	▲	42.9%
GRAND TOTAL			5,807	▼	-0.3%	-20

Filings by Major Case Category**

Category	Summary	Change	% Change	Absolute Change
Felony	1,575	▲	-8.7%	-151
Garnishment	1	▲	-	+1
General Civil	2	▲	-	+2
Infraction/Civil Violation	247	▲	+13.8%	+30
Misdemeanor	3,831	▼	+3.5%	+131
Other	151	▲	-17.9%	-33
GRAND TOTAL	5,807	▼	-0.3%	-20

* Compared to same time period as previous year

** Case Type Categories are defined in the 2017 Virginia Judicial Workload Assessment
 Source: SCV-SQL-Information

2024 Overall GRAND TOTAL	Distribution of Caseload			Change*		Percentage (%) of Caseload		
12,900 +1,947	Criminal	1,084	8%	-11.9% ▼	-147	Criminal	2023 11.2%	2024 8.4%
2024	Traffic	11,496	89%	23.6% ▲	+2,198	Traffic	84.9%	89.1%
2023	Civil	320	2%	-24.5% ▼	-104	Civil	3.9%	2.5%
	GRAND TOTAL	12,900	100%	17.8% ▲	+1,947	GRAND TOTAL	100%	100%

Filings by Division & Code

Division	Case Type Description	Code	Summary	Change	% Change	Absolute Change
Criminal	Misdemeanor	M	783	▼	-14.1%	-128
	Civil Violation	CV	129	▼	-12.2%	-18
	Felony	F	86	▼	-12.2%	-12
	Show Cause	SC	61	▲	+19.6%	+10
	Restricted Operators License	RL	17	▲	+88.9%	+8
	Capias	CA	8	▼	-46.7%	-7
	Total			1,084	▼	-11.9%
Traffic	Infraction	I	8,062	▲	+27.4%	+1,733
	Misdemeanor	M	2,979	▲	+19.6%	+489
	Other	O	285	▼	-31.0%	-128
	Civil Violation	CV	110	▲	-	+110
	Felony	F	46	▼	-14.8%	-8
	Show Cause	SC	10	▲	+66.7%	+4
	Capias	CA	2	▼	-66.7%	-4
	Restricted Operators License	RL	2	▲	-	+2
Total			11,496	▲	23.6%	+2,198
Civil	Admin License	AL	249	▼	-30.3%	-108
	Impoundment	IM	42	↔	-	-
	Other	OT	17	▲	+13.3%	+2
	Bond Forfeiture	BF	12	▲	+20.0%	+2
Total			320	▼	-24.5%	-104
GRAND TOTAL			12,900	▲	17.8%	+1,947

Filings by Major Case Category**

Category	Summary	Change	% Change	Absolute Change
Felony	132	▼	-13.2%	-20
General Civil	17	▲	+13.3%	+2
Infraction/Civil Violation	8,586	▲	+24.6%	+1,697
Misdemeanor	3,781	▲	+10.9%	+371
Other	384	▼	-21.1%	-103
GRAND TOTAL	12,900	▲	17.8%	+1,947

* Compared to same time period as previous year

** Case Type Categories are defined in the 2017 Virginia Judicial Workload Assessment

Source: SCV-SQL-Information

CPSS - GCMS CASELOAD STATISTICS OF THE GENERAL DISTRICT COURTS
 January 2024 thru July 2024 Filings (Compared to January 2023 thru July 2023)

2024 Overall GRAND TOTAL		Distribution of Caseload			Change*		Percentage (%) of Caseload		
29,491	+5,554	Criminal	4,008	14%	24.3% ▲	+784	Criminal	2023	2024
		Traffic	9,318	32%	45.2% ▲	+2,901	Traffic	13.5%	13.6%
2024		Civil	14,499	49%	13.5% ▲	+1,730	Civil	26.8%	31.6%
2023		Civil Commitments	1,666	6%	9.1% ▲	+139	Civil Commitments	53.3%	49.2%
		GRAND TOTAL	29,491	100%	23.2% ▲	+5,554	GRAND TOTAL	6.4%	5.6%
							GRAND TOTAL	100%	100%

Filings by Division & Code

Division	Case Type Description	Code	Summary	Change	% Change	Absolute Change
Criminal	Misdemeanor	M	2,459	▲	+20.5%	+418
	Felony	F	1,035	▲	+41.8%	+305
	Show Cause	SC	235	▲	+18.1%	+36
	Capias	CA	203	▲	+19.4%	+33
	Civil Violation	CV	76	▼	-9.5%	-8
	Total			4,008	▲	24.3%
Traffic	Infraction	I	6,450	▲	+43.3%	+1,948
	Misdemeanor	M	2,693	▲	+46.8%	+859
	Felony	F	67	▲	+52.3%	+23
	Capias	CA	51	▲	+363.6%	+40
	Show Cause	SC	46	▲	+360.0%	+36
	Restricted Operators License	RL	10	▼	-33.3%	-5
	Other	O	1	▲	-	+1
	Civil Violation	CV	0	▼	-100.0%	-1
	Total			9,318	▲	45.2%
Civil	Warrant in Debt	WD	5,530	▲	+23.8%	+1,062
	Unlawful Detainer	UD	3,774	▼	-0.8%	-29
	Garnishment	GA	3,452	▲	+26.6%	+726
	Other	OT	349	▲	-2.8%	-10
	Preliminary Protective Order	PP	281	▼	-16.6%	-56
	Bond Forfeiture	BF	203	▲	+103.0%	+103
	Protective Order	PO	190	▼	-14.4%	-32
	Show Cause	SC	170	▲	+28.8%	+38
	Admin License	AL	136	▼	-4.9%	-7
	Motion for Judgment	MJ	117	▲	+58.1%	+43
	Abstract	AJ	103	▼	-19.5%	-25
	Detinue	DT	85	▼	-14.1%	-14
	Interrogatory	IN	64	▼	-42.3%	-47
	Tenants Assertion	TA	22	▼	-35.3%	-12
	Counter Claim	CC	14	▼	-26.3%	-5
	Impoundment	IM	4	▲	+33.3%	+1
	Capias	CA	2	▼	-66.7%	-4
	Restricted Operators License	RL	2	▲	-	+2
	Petition-Restore Arms	PR	1	▼	-75.0%	-3
Third Party Claim	TH	0	▼	-100.0%	-1	
Total			14,499	▲	13.5%	+1,730
Civil Commitments	Mental Commitment	MC	701	▼	-19.9%	-174
	Temporary Detention Order	TD	547	▲	+18.4%	+85
	Emergency Custody Order	EC	329	▲	+210.4%	+223
	Other	OT	69	▲	+11.3%	+7
	Medical Emergency Temporary Detention Order	MT	20	▼	-4.8%	-1
	Medical Emergency Custody Order	ME	0	▼	-100.0%	-1
Total			1,666	▲	9.1%	+139
GRAND TOTAL			29,491	▲	23.2%	+5,554

* Compared to same time period as previous year

** Case Type Categories are defined in the 2017 Virginia Judicial Workload Assessment

CPSS - GCMS CASELOAD STATISTICS OF THE GENERAL DISTRICT COURTS
 January 2024 thru July 2024 Filings (Compared to January 2023 thru July 2023)

Hampton

District: 8 FIPS: 650


Filings by Major Case Category**

Category	Summary	Change	% Change	Absolute Change
Felony	1,102	▲	+42.4%	+328
Garnishment	3,516	▼	+23.9%	+679
General Civil	5,835	▲	+23.9%	+1,127
Infraction/Civil Violation	6,527	▲	+42.3%	+1,940
Involuntary Civil Commitments	69	▲	+11.3%	+7
Landlord /Tenant	3,796	▼	-1.1%	-41
Misdemeanor	5,164	▲	+32.8%	+1,274
Other	3,011	▲	+12.2%	+328
Protective Orders	471	▼	-15.7%	-88
GRAND TOTAL	29,491	▲	23.2%	+5,554

* Compared to same time period as previous year

** Case Type Categories are defined in the 2017 Virginia Judicial Workload Assessment
 Source: SCV-SQL-Information

CPSS - GCMS CASELOAD STATISTICS OF THE GENERAL DISTRICT COURTS
 January 2024 thru July 2024 Filings (Compared to January 2023 thru July 2023)

2024 Overall GRAND TOTAL		Distribution of Caseload			Change*		Percentage (%) of Caseload		
930 +235 		Criminal	107	12%	-17.7% ▼	-23	Criminal	2023	2024
		Traffic	630	68%	64.5% ▲	+247	Traffic	18.7%	11.5%
		Civil	192	21%	5.5% ▲	+10	Civil	55.1%	67.7%
		Civil Commitments	1	0%	- ▲	+1	Civil Commitments	26.2%	20.6%
		GRAND TOTAL	930	100%	33.8% ▲	+235	GRAND TOTAL	0.0%	0.1%
							GRAND TOTAL	100%	100%

Filings by Division & Code

Division	Case Type Description	Code	Summary	Change	% Change	Absolute Change
Criminal	Misdemeanor	M	81	▼	-17.3%	-17
	Felony	F	14	▼	-6.7%	-1
	Capias	CA	9	▼	-35.7%	-5
	Civil Violation	CV	1	▼	-50.0%	-1
	Restricted Operators License	RL	1	▲	-	+1
	Show Cause	SC	1	↔	-	-
	Total			107	▼	-17.7%
Traffic	Infraction	I	519	▲	+80.2%	+231
	Misdemeanor	M	98	▲	+19.5%	+16
	Show Cause	SC	8	▲	+100.0%	+4
	Capias	CA	3	▼	-50.0%	-3
	Restricted Operators License	RL	2	↔	-	-
	Felony	F	0	▼	-100.0%	-1
	Total			630	▲	64.5%
Civil	Warrant in Debt	WD	91	▲	+28.2%	+20
	Garnishment	GA	60	▼	-1.6%	-1
	Unlawful Detainer	UD	12	▼	-7.7%	-1
	Other	OT	7	▼	-30.0%	-3
	Preliminary Protective Order	PP	7	▼	-30.0%	-3
	Protective Order	PO	6	▼	-33.3%	-3
	Detinue	DT	3	▲	-	+3
	Interrogatory	IN	3	▲	+200.0%	+2
	Abstract	AJ	1	▲	-	+1
	Admin License	AL	1	↔	-	-
	Counter Claim	CC	1	▼	-50.0%	-1
	Bond Forfeiture	BF	0	▼	-100.0%	-2
	Show Cause	SC	0	▼	-100.0%	-1
	Tenants Assertion	TA	0	▼	-100.0%	-1
Total			192	▲	5.5%	+10
Civil Commitments	Emergency Custody Order	EC	1	▲	-	+1
Total			1	▲	-	+1
GRAND TOTAL			930	▲	33.8%	+235

Filings by Major Case Category**



Category	Summary	Change	% Change	Absolute Change	
Felony	14	▼	-12.5%	-2	
Garnishment	63	▲	+1.6%	+1	
General Civil	94	▲	+32.4%	+23	
Infraction/Civil Violation	520	▲	+79.3%	+230	
Landlord /Tenant	12	▼	-14.3%	-2	
Misdemeanor	182	▲	-	0	
Other	32	▲	-22.0%	-9	
Protective Orders	13	▼	-31.6%	-6	
GRAND TOTAL		930	▲	33.8%	+235

* Compared to same time period as previous year

** Case Type Categories are defined in the 2017 Virginia Judicial Workload Assessment
 Source: SCV-SQL-Information

CPSS - GCMS CASELOAD STATISTICS OF THE GENERAL DISTRICT COURTS

January 2024 thru July 2024 Filings (Compared to January 2023 thru July 2023)

2024 Overall GRAND TOTAL		Distribution of Caseload			Change*		Percentage (%) of Caseload		
7,337	-23	Criminal	1,044	14%	1.1% ▲	+11	Criminal	2023	2024
		Traffic	4,805	65%	-1.7% ▼	-81	Traffic	14.0%	14.2%
2024 		Civil	1,439	20%	4.7% ▲	+64	Civil	66.4%	65.5%
2023 		Civil Commitments	49	1%	-25.8% ▼	-17	Civil Commitments	18.7%	19.6%
		GRAND TOTAL	7,337	100%	-0.3% ▼	-23	GRAND TOTAL	0.9%	0.7%
							GRAND TOTAL	100%	100%

Filings by Division & Code

Division	Case Type Description	Code	Summary	Change	% Change	Absolute Change
Criminal	Misdemeanor	M	691	▲	+11.1%	+69
	Felony	F	173	▼	-28.5%	-69
	Capias	CA	79	▼	-16.0%	-15
	Show Cause	SC	63	▲	+40.0%	+18
	Civil Violation	CV	38	▲	+26.7%	+8
	Total			1,044	▲	1.1%
Traffic	Infraction	I	4,256	▼	-3.5%	-155
	Misdemeanor	M	510	▲	+17.2%	+75
	Civil Violation	CV	20	▲	-	+20
	Felony	F	8	▲	+14.3%	+1
	Show Cause	SC	7	▼	-63.2%	-12
	Capias	CA	2	▼	-77.8%	-7
	Restricted Operators License	RL	2	▼	-60.0%	-3
	Total			4,805	▼	-1.7%
Civil	Warrant in Debt	WD	613	▲	+8.1%	+46
	Garnishment	GA	298	▲	+20.6%	+51
	Unlawful Detainer	UD	161	▼	-11.0%	-20
	Other	OT	89	▲	-11.0%	-11
	Admin License	AL	72	↔	-	-
	Preliminary Protective Order	PP	66	▼	-4.3%	-3
	Impoundment	IM	62	▲	+47.6%	+20
	Protective Order	PO	28	▼	-9.7%	-3
	Bond Forfeiture	BF	12	▲	+71.4%	+5
	Abstract	AJ	9	↔	-	-
	Interrogatory	IN	9	▼	-50.0%	-9
	Motion for Judgment	MJ	6	↔	-	-
	Detinue	DT	5	▼	-76.2%	-16
	Show Cause	SC	4	▲	+100.0%	+2
	Tenants Assertion	TA	2	↔	-	-
	Capias	CA	1	▲	-	+1
	Counter Claim	CC	1	▲	-	+1
	Petition-Restore Arms	PR	1	↔	-	-
Total			1,439	▲	4.7%	+64
Civil Commitments	Temporary Detention Order	TD	30	▼	-23.1%	-9
	Emergency Custody Order	EC	17	▼	-37.0%	-10
	Mental Commitment	MC	2	▲	-	+2
Total			49	▼	-25.8%	-17
GRAND TOTAL			7,337	▼	-0.3%	-23

Filings by Major Case Category**

Category	Summary	Change	% Change	Absolute Change
Felony	181	▼	-27.3%	-68
Garnishment	307	▼	+15.8%	+42
General Civil	633	▼	+5.3%	+32
Infraction/Civil Violation	4,314	▲	-2.9%	-127
Landlord /Tenant	163	▼	-10.9%	-20
Misdemeanor	1,203	▼	+13.3%	+141
Other	442	▲	-3.7%	-17

* Compared to same time period as previous year

** Case Type Categories are defined in the 2017 Virginia Judicial Workload Assessment

CPSS - GCMS CASELOAD STATISTICS OF THE GENERAL DISTRICT COURTS
January 2024 thru July 2024 Filings (Compared to January 2023 thru July 2023)


Gloucester

District: 9 FIPS: 073

Protective Orders	94	▼	-6.0%	-6
GRAND TOTAL	7,337	▼	-0.3%	-23

* Compared to same time period as previous year

** Case Type Categories are defined in the 2017 Virginia Judicial Workload Assessment
Source: SCV-SQL-Information

2024 Overall GRAND TOTAL		Distribution of Caseload			Change*		Percentage (%) of Caseload		
2,415	-330	Criminal	161	7%	-24.1% ▼	-51	Criminal	2023 7.7%	2024 6.7%
		Traffic	2,059	85%	-12.5% ▼	-294	Traffic	85.7%	85.3%
2024		Civil	193	8%	12.2% ▲	+21	Civil	6.3%	8.0%
2023		Civil Commitments	2	0%	-75.0% ▼	-6	Civil Commitments	0.3%	0.1%
		GRAND TOTAL	2,415	100%	-12.0% ▼	-330	GRAND TOTAL	100%	100%

Filings by Division & Code



Division	Case Type Description	Code	Summary	Change	% Change	Absolute Change
Criminal	Misdemeanor	M	125	▼	-13.2%	-19
	Felony	F	23	▼	-17.9%	-5
	Civil Violation	CV	5	▼	-16.7%	-1
	Capias	CA	4	▼	-75.0%	-12
	Show Cause	SC	3	▼	-83.3%	-15
	Restricted Operators License	RL	1	▲	-	+1
	Total			161	▼	-24.1%
Traffic	Infraction	I	1,784	▼	-14.6%	-304
	Misdemeanor	M	263	▲	+3.1%	+8
	Capias	CA	6	▲	+100.0%	+3
	Show Cause	SC	5	▲	+66.7%	+2
	Restricted Operators License	RL	1	▼	-66.7%	-2
	Civil Violation	CV	0	▼	-100.0%	-1
Total			2,059	▼	-12.5%	-294
Civil	Warrant in Debt	WD	86	▲	+30.3%	+20
	Garnishment	GA	53	▲	+43.2%	+16
	Other	OT	16	▼	-20.0%	-4
	Unlawful Detainer	UD	10	▼	-23.1%	-3
	Admin License	AL	9	▲	+80.0%	+4
	Preliminary Protective Order	PP	8	↔	-	-
	Protective Order	PO	6	▼	-40.0%	-4
	Detinue	DT	3	▲	+200.0%	+2
	Abstract	AJ	1	▼	-50.0%	-1
	Impoundment	IM	1	▼	-83.3%	-5
	Counter Claim	CC	0	▼	-100.0%	-1
	Interrogatory	IN	0	▼	-100.0%	-1
	Petition-Restore Arms	PR	0	▼	-100.0%	-2
Total			193	▲	12.2%	+21
Civil Commitments	Temporary Detention Order	TD	2	▼	-71.4%	-5
	Emergency Custody Order	EC	0	▼	-100.0%	-1
Total			2	▼	-75.0%	-6
GRAND TOTAL			2,415	▼	-12.0%	-330

Filings by Major Case Category**

Category	Summary	Change	% Change	Absolute Change
Felony	23	▼	-17.9%	-5
Garnishment	53	▼	+39.5%	+15
General Civil	92	▲	+27.8%	+20
Infraction/Civil Violation	1,789	▼	-14.6%	-306
Landlord /Tenant	10	▼	-23.1%	-3
Misdemeanor	390	▲	-3.0%	-12
Other	44	▼	-44.3%	-35
Protective Orders	14	▼	-22.2%	-4
GRAND TOTAL	2,415	▼	-12.0%	-330

* Compared to same time period as previous year

** Case Type Categories are defined in the 2017 Virginia Judicial Workload Assessment
 Source: SCV-SQL-Information

2024 Overall GRAND TOTAL		Distribution of Caseload			Change*		Percentage (%) of Caseload		
3,246	+528	Criminal	237	7%	3.9% ▲	+9	Criminal	2023	2024
		Traffic	2,471	76%	20.1% ▲	+414	Traffic	8.4%	7.3%
		Civil	530	16%	25.3% ▲	+107	Civil	75.7%	76.1%
		Civil Commitments	8	0%	-20.0% ▼	-2	Civil Commitments	15.6%	16.3%
		GRAND TOTAL	3,246	100%	19.4% ▲	+528	GRAND TOTAL	0.4%	0.2%
							GRAND TOTAL	100%	100%

Filings by Division & Code

Division	Case Type Description	Code	Summary	Change	% Change	Absolute Change
Criminal	Misdemeanor	M	161	▲	+19.3%	+26
	Felony	F	47	▼	-13.0%	-7
	Capias	CA	15	▼	-28.6%	-6
	Show Cause	SC	9	↔		-
	Civil Violation	CV	3	▼	-62.5%	-5
	Restricted Operators License	RL	2	▲	+100.0%	+1
	Total			237	▲	3.9%
Traffic	Infraction	I	2,158	▲	+21.2%	+377
	Misdemeanor	M	300	▲	+16.7%	+43
	Civil Violation	CV	5	▲	+150.0%	+3
	Capias	CA	4	▼	-69.2%	-9
	Show Cause	SC	3	↔		-
	Felony	F	1	▲	-	+1
	Restricted Operators License	RL	0	▼	-100.0%	-1
Total			2,471	▲	20.1%	+414
Civil	Warrant in Debt	WD	252	▲	+52.7%	+87
	Garnishment	GA	140	▲	+26.1%	+29
	Unlawful Detainer	UD	50	▼	-12.3%	-7
	Other	OT	44	▲	+41.9%	+13
	Preliminary Protective Order	PP	13	▼	-27.8%	-5
	Protective Order	PO	11	▼	-8.3%	-1
	Admin License	AL	8	▼	-42.9%	-6
	Counter Claim	CC	3	▲	+200.0%	+2
	Abstract	AJ	2	▲	-	+2
	Detinue	DT	2	▼	-33.3%	-1
	Impoundment	IM	2	▼	-71.4%	-5
	Interrogatory	IN	2	▼	-33.3%	-1
	Motion for Judgment	MJ	1	▲	-	+1
Bond Forfeiture	BF	0	▼	-100.0%	-1	
Total			530	▲	25.3%	+107
Civil Commitments	Temporary Detention Order	TD	6	↔		-
	Emergency Custody Order	EC	2	▼	-50.0%	-2
Total			8	▼	-20.0%	-2
GRAND TOTAL			3,246	▲	19.4%	+528

Filings by Major Case Category**



Category	Summary	Change	% Change	Absolute Change
Felony	48	▲	-11.1%	-6
Garnishment	142	▼	+24.6%	+28
General Civil	258	▲	+49.1%	+85
Infraction/Civil Violation	2,166	▲	+20.9%	+375
Landlord /Tenant	50	▼	-12.3%	-7
Misdemeanor	463	▲	+17.5%	+69
Other	95	▲	-9.5%	-10
Protective Orders	24	▼	-20.0%	-6
GRAND TOTAL	3,246	▲	19.4%	+528

* Compared to same time period as previous year

** Case Type Categories are defined in the 2017 Virginia Judicial Workload Assessment
 Source: SCV-SQL-Information

* Compared to same time period as previous year

** Case Type Categories are defined in the 2017 Virginia Judicial Workload Assessment
Source: SCV-SQL-Information

2024 Overall GRAND TOTAL		Distribution of Caseload			Change*		Percentage (%) of Caseload		
1,015	-81	Criminal	121	12%	21.0% ▲	+21	Criminal	2023	2024
		Traffic	699	69%	-15.0% ▼	-123	Traffic	9.1%	11.9%
		Civil	187	18%	13.3% ▲	+22	Civil	75.0%	68.9%
		Civil Commitments	8	1%	-11.1% ▼	-1	Civil Commitments	15.1%	18.4%
		GRAND TOTAL	1,015	100%	-7.4% ▼	-81	GRAND TOTAL	0.8%	0.8%
							GRAND TOTAL	100%	100%

Filings by Division & Code

Division	Case Type Description	Code	Summary	Change	% Change	Absolute Change
Criminal	Misdemeanor	M	92	▲	+55.9%	+33
	Felony	F	13	▼	-53.6%	-15
	Capias	CA	6	▲	+50.0%	+2
	Civil Violation	CV	6	▲	+50.0%	+2
	Show Cause	SC	4	▼	-20.0%	-1
	Total			121	▲	21.0%
Traffic	Infraction	I	571	▼	-15.3%	-103
	Misdemeanor	M	125	▼	-9.4%	-13
	Capias	CA	2	▼	-33.3%	-1
	Show Cause	SC	1	▼	-66.7%	-2
	Civil Violation	CV	0	▼	-100.0%	-1
	Felony	F	0	▼	-100.0%	-2
	Restricted Operators License	RL	0	▼	-100.0%	-1
	Total			699	▼	-15.0%
Civil	Warrant in Debt	WD	77	▲	+14.9%	+10
	Garnishment	GA	42	▲	+10.5%	+4
	Unlawful Detainer	UD	18	▼	-14.3%	-3
	Other	OT	16	▲	+45.5%	+5
	Admin License	AL	14	▲	+180.0%	+9
	Preliminary Protective Order	PP	8	▲	+33.3%	+2
	Protective Order	PO	7	▲	+133.3%	+4
	Detinue	DT	2	▲	+100.0%	+1
	Abstract	AJ	1	↔		-
	Impoundment	IM	1	▼	-50.0%	-1
	Interrogatory	IN	1	▼	-80.0%	-4
	Counter Claim	CC	0	▼	-100.0%	-1
	Show Cause	SC	0	▼	-100.0%	-4
	Total			187	▲	13.3%
Civil Commitments	Temporary Detention Order	TD	6	▲	+50.0%	+2
	Emergency Custody Order	EC	2	▼	-60.0%	-3
	Total			8	▼	-11.1%
GRAND TOTAL			1,015	▼	-7.4%	-81

Filings by Major Case Category**

Category	Summary	Change	% Change	Absolute Change
Felony	13	▼	-56.7%	-17
Garnishment	43	▼		0
General Civil	80	▲	+15.9%	+11
Infraction/Civil Violation	577	▼	-15.0%	-102
Landlord /Tenant	18	▼	-14.3%	-3
Misdemeanor	217	▼	+9.6%	+19
Other	52	▼	+10.6%	+5
Protective Orders	15	▲	+66.7%	+6
GRAND TOTAL	1,015	▼	-7.4%	-81

* Compared to same time period as previous year



** Case Type Categories are defined in the 2017 Virginia Judicial Workload Assessment

CPSS - GCMS CASELOAD STATISTICS OF THE GENERAL DISTRICT COURTS

January 2024 thru July 2024 Filings (Compared to January 2023 thru July 2023)

Middlesex

District: 9 FIPS: 119

2024 Overall GRAND TOTAL		Distribution of Caseload			Change*		Percentage (%) of Caseload		
1,299	+386	Criminal	275	21%	78.6% ▲	+121	Criminal	2023	2024
		Traffic	785	60%	38.9% ▲	+220	Traffic	16.9%	21.2%
		Civil	227	17%	26.8% ▲	+48	Civil	61.9%	60.4%
		Civil Commitments	12	1%	-20.0% ▼	-3	Civil Commitments	19.6%	17.5%
		GRAND TOTAL	1,299	100%	42.3% ▲	+386	GRAND TOTAL	100%	100%

Filings by Division & Code

Division	Case Type Description	Code	Summary	Change	% Change	Absolute Change
Criminal	Misdemeanor	M	222	▲	+109.4%	+116
	Felony	F	30	▲	+130.8%	+17
	Civil Violation	CV	17	▲	+325.0%	+13
	Capias	CA	4	▼	-75.0%	-12
	Show Cause	SC	2	▼	-86.7%	-13
	Total			275	▲	78.6%
Traffic	Infraction	I	648	▲	+40.0%	+185
	Misdemeanor	M	133	▲	+38.5%	+37
	Felony	F	2	↔	-	-
	Capias	CA	1	▼	-50.0%	-1
	Civil Violation	CV	1	▲	-	+1
	Show Cause	SC	0	▼	-100.0%	-2
Total			785	▲	38.9%	+220
Civil	Warrant in Debt	WD	90	▲	+32.4%	+22
	Garnishment	GA	46	▲	+76.9%	+20
	Other	OT	22	▲	-8.3%	-2
	Unlawful Detainer	UD	21	↔	-	-
	Admin License	AL	14	▲	+16.7%	+2
	Preliminary Protective Order	PP	12	▲	+20.0%	+2
	Impoundment	IM	5	▲	+25.0%	+1
	Protective Order	PO	5	▼	-16.7%	-1
	Detinue	DT	4	▲	+33.3%	+1
	Abstract	AJ	2	↔	-	-
	Petition-Restore Arms	PR	2	▲	-	+2
	Bond Forfeiture	BF	1	▲	-	+1
	Interrogatory	IN	1	↔	-	-
	Motion for Judgment	MJ	1	▲	-	+1
	Tenants Assertion	TA	1	▲	-	+1
Show Cause	SC	0	▼	-100.0%	-2	
Total			227	▲	26.8%	+48
Civil Commitments	Temporary Detention Order	TD	8	▼	-27.3%	-3
	Emergency Custody Order	EC	4	↔	-	-
Total			12	▼	-20.0%	-3
GRAND TOTAL			1,299	▲	42.3%	+386

Filings by Major Case Category**

Category	Summary	Change	% Change	Absolute Change
Felony	32	▲	+113.3%	+17
Garnishment	47	▲	+74.1%	+20
General Civil	100	▲	+37.0%	+27
Infraction/Civil Violation	666	▲	+42.6%	+199
Landlord /Tenant	22	▲	+4.8%	+1
Misdemeanor	355	▲	+75.7%	+153
Other	60	▲	-34.8%	-32
Protective Orders	17	▲	+6.3%	+1
GRAND TOTAL	1,299	▲	42.3%	+386


* Compared to same time period as previous year

** Case Type Categories are defined in the 2017 Virginia Judicial Workload Assessment

Source: SCV-SQL-Information

* Compared to same time period as previous year

** Case Type Categories are defined in the 2017 Virginia Judicial Workload Assessment
Source: SCV-SQL-Information

2024 Overall GRAND TOTAL		Distribution of Caseload			Change*		Percentage (%) of Caseload		
6,117	-1,229	Criminal	721	12%	10.2% ▲	+67	Criminal	2023: 8.9%	2024: 11.8%
		Traffic	4,693	77%	-24.2% ▼	-1,496	Traffic	84.2%	76.7%
2024		Civil	694	11%	41.6% ▲	+204	Civil	6.7%	11.3%
2023		Civil Commitments	9	0%	-30.8% ▼	-4	Civil Commitments	0.2%	0.1%
		GRAND TOTAL	6,117	100%	-16.7% ▼	-1,229	GRAND TOTAL	100%	100%

Filings by Division & Code

Division	Case Type Description	Code	Summary	Change	% Change	Absolute Change
Criminal	Misdemeanor	M	434	▲	+15.4%	+58
	Felony	F	153	▼	-26.1%	-54
	Capias	CA	69	▲	+68.3%	+28
	Civil Violation	CV	36	▲	+111.8%	+19
	Show Cause	SC	29	▲	+123.1%	+16
	Total			721	▲	10.2%
Traffic	Infraction	I	2,992	▼	-29.6%	-1,260
	Misdemeanor	M	1,560	▼	-11.8%	-209
	Capias	CA	74	▼	-26.0%	-26
	Show Cause	SC	41	▼	-21.2%	-11
	Civil Violation	CV	16	▲	+1,500.0%	+15
	Felony	F	10	▼	-33.3%	-5
Total			4,693	▼	-24.2%	-1,496
Civil	Warrant in Debt	WD	332	▲	+56.6%	+120
	Garnishment	GA	161	▲	+28.8%	+36
	Admin License	AL	57	▲	+35.7%	+15
	Other	OT	31	▲	+10.7%	+3
	Preliminary Protective Order	PP	29	▲	+222.2%	+20
	Unlawful Detainer	UD	26	▲	+8.3%	+2
	Impoundment	IM	12	▼	-42.9%	-9
	Interrogatory	IN	9	▲	+200.0%	+6
	Protective Order	PO	9	↔		-
	Abstract	AJ	8	▲	+14.3%	+1
	Bond Forfeiture	BF	7	▲	+600.0%	+6
	Show Cause	SC	5	▲	+25.0%	+1
	Detinue	DT	4	▲	-	+4
	Motion for Judgment	MJ	4	▲	+100.0%	+2
	Counter Claim	CC	0	▼	-100.0%	-2
	Tenants Assertion	TA	0	▼	-100.0%	-1
Total			694	▲	41.6%	+204
Civil Commitments	Emergency Custody Order	EC	6	↔		-
	Temporary Detention Order	TD	3	▼	-25.0%	-1
	Mental Commitment	MC	0	▼	-100.0%	-1
	Petition	PT	0	▼	-100.0%	-2
Total			9	▼	-30.8%	-4
GRAND TOTAL			6,117	▼	-16.7%	-1,229

Filings by Major Case Category**

Category	Summary	Change	% Change	Absolute Change
Felony	163	▼	-26.6%	-59
Garnishment	170	▲	+32.8%	+42
General Civil	350	▲	+55.6%	+125
Infraction/Civil Violation	3,044	▲	-28.7%	-1,226
Involuntary Civil Commitments	0	▼	-100.0%	-2
Landlord /Tenant	26	▼	+4.0%	+1
Misdemeanor	1,994	▲	-7.0%	-151
Other	332	▲	+6.8%	+21

* Compared to same time period as previous year

** Case Type Categories are defined in the 2017 Virginia Judicial Workload Assessment

CPSS - GCMS CASELOAD STATISTICS OF THE GENERAL DISTRICT COURTS
January 2024 thru July 2024 Filings (Compared to January 2023 thru July 2023)

New Kent



District: 9 FIPS: 127

Protective Orders	38	▲	+111.1%	+20
GRAND TOTAL	6,117	▼	-16.7%	-1,229

* Compared to same time period as previous year

** Case Type Categories are defined in the 2017 Virginia Judicial Workload Assessment
Source: SCV-SQL-Information

CPSS - GCMS CASELOAD STATISTICS OF THE GENERAL DISTRICT COURTS
 January 2024 thru July 2024 Filings (Compared to January 2023 thru July 2023)

2024 Overall GRAND TOTAL		Distribution of Caseload			Change*		Percentage (%) of Caseload		
12,015	+2,695	Criminal	1,718	14%	8.2% ▲	+130	Criminal	2023	2024
		Traffic	6,045	50%	57.4% ▲	+2,205	Traffic	17.0%	14.3%
		Civil	2,957	25%	14.2% ▲	+367	Civil	41.2%	50.3%
		Civil Commitments	1,295	11%	-0.5% ▼	-7	Civil Commitments	27.8%	24.6%
		GRAND TOTAL	12,015	100%	28.9% ▲	+2,695	GRAND TOTAL	14.0%	10.8%
							GRAND TOTAL	100%	100%

Filings by Division & Code

Division	Case Type Description	Code	Summary	Change	% Change	Absolute Change
Criminal	Misdemeanor	M	1,025	▲	+8.9%	+84
	Felony	F	381	▲	+22.9%	+71
	Capias	CA	183	▲	+9.6%	+16
	Show Cause	SC	84	▼	-22.9%	-25
	Civil Violation	CV	25	▼	-32.4%	-12
	Motion	MO	20	▼	-16.7%	-4
	Total			1,718	▲	8.2%
Traffic	Infraction	I	4,617	▲	+61.6%	+1,760
	Misdemeanor	M	1,281	▲	+43.6%	+389
	Show Cause	SC	46	▲	+4.5%	+2
	Civil Violation	CV	43	▲	-	+43
	Capias	CA	34	▲	+36.0%	+9
	Felony	F	22	▲	+10.0%	+2
	Restricted Operators License	RL	2	↔	-	-
	Total			6,045	▲	57.4%
Civil	Warrant in Debt	WD	1,157	▲	+47.0%	+370
	Unlawful Detainer	UD	707	▲	+3.8%	+26
	Garnishment	GA	619	▲	+11.3%	+63
	Other	OT	126	▲	-27.6%	-48
	Preliminary Protective Order	PP	74	▼	-10.8%	-9
	Protective Order	PO	67	▼	-5.6%	-4
	Admin License	AL	63	▼	-33.0%	-31
	Interrogatory	IN	35	▲	+25.0%	+7
	Impoundment	IM	23	▲	+35.3%	+6
	Show Cause	SC	22	▲	+175.0%	+14
	Detinue	DT	18	▲	+200.0%	+12
	Bond Forfeiture	BF	14	▲	-	+14
	Motion for Judgment	MJ	12	▼	-64.7%	-22
	Abstract	AJ	8	▼	-75.0%	-24
	Tenants Assertion	TA	6	▼	-57.1%	-8
	Counter Claim	CC	4	▼	-20.0%	-1
	Overweight	OC	1	▲	-	+1
Petition-Restore Arms	PR	1	▲	-	+1	
Total			2,957	▲	14.2%	+367
Civil Commitments	Mental Commitment	MC	796	▼	-2.1%	-17
	Other	OT	359	▲	+3.5%	+12
	Temporary Detention Order	TD	107	▼	-7.8%	-9
	Emergency Custody Order	EC	33	▲	+26.9%	+7
Total			1,295	▼	-0.5%	-7
GRAND TOTAL			12,015	▲	28.9%	+2,695

Filings by Major Case Category**

Category	Summary	Change	% Change	Absolute Change
Felony	403	▲	+22.1%	+73
Garnishment	654	▲	+12.0%	+70
General Civil	1,208	▲	+44.8%	+374
Infraction/Civil Violation	4,686	▲	+61.9%	+1,792
Involuntary Civil Commitments	359	▲	+3.5%	+12

* Compared to same time period as previous year

** Case Type Categories are defined in the 2017 Virginia Judicial Workload Assessment

CPSS - GCMS CASELOAD STATISTICS OF THE GENERAL DISTRICT COURTS



January 2024 thru July 2024 Filings (Compared to January 2023 thru July 2023)

Landlord /Tenant	713	▼	+2.6%	+18
Misdemeanor	2,308	▲	+25.8%	+473
Other	1,543	▲	-6.3%	-104
Protective Orders	141	▼	-8.4%	-13
GRAND TOTAL	12,015	▲	28.9%	+2,695

* Compared to same time period as previous year

** Case Type Categories are defined in the 2017 Virginia Judicial Workload Assessment
Source: SCV-SQL-Information

CPSS - GCMS CASELOAD STATISTICS OF THE GENERAL DISTRICT COURTS
 January 2024 thru July 2024 Filings (Compared to January 2023 thru July 2023)

2024 Overall GRAND TOTAL		Distribution of Caseload			Change*		Percentage (%) of Caseload		
12,559	+1,987	Criminal	1,534	12%	8.8% ▲	+124	Criminal	2023	2024
		Traffic	8,499	68%	20.3% ▲	+1,436	Traffic	66.8%	67.7%
		Civil	2,451	20%	19.5% ▲	+400	Civil	19.4%	19.5%
		Civil Commitments	75	1%	56.3% ▲	+27	Civil Commitments	0.5%	0.6%
		GRAND TOTAL	12,559	100%	18.8% ▲	+1,987	GRAND TOTAL	100%	100%

Filings by Division & Code

Division	Case Type Description	Code	Summary	Change	% Change	Absolute Change
Criminal	Misdemeanor	M	869	▼	-1.5%	-13
	Felony	F	436	▲	+32.9%	+108
	Capias	CA	137	▲	+23.4%	+26
	Show Cause	SC	61	▲	+8.9%	+5
	Civil Violation	CV	31	▼	-6.1%	-2
	Total			1,534	▲	8.8%
Traffic	Infraction	I	6,617	▲	+20.4%	+1,121
	Misdemeanor	M	1,826	▲	+21.9%	+328
	Capias	CA	25	▼	-21.9%	-7
	Felony	F	21	↔		-
	Show Cause	SC	9	▼	-35.7%	-5
	Restricted Operators License	RL	1	↔		-
	Civil Violation	CV	0	▼	-100.0%	-1
	Total			8,499	▲	20.3%
Civil	Warrant in Debt	WD	985	▲	+32.7%	+243
	Garnishment	GA	576	▼	-0.5%	-3
	Unlawful Detainer	UD	436	▲	+2.1%	+9
	Other	OT	130	▲	+66.7%	+52
	Admin License	AL	71	▲	+82.1%	+32
	Impoundment	IM	58	▲	+163.6%	+36
	Preliminary Protective Order	PP	47	▲	+42.4%	+14
	Abstract	AJ	45	▲	+104.5%	+23
	Protective Order	PO	35	↔		-
	Interrogatory	IN	21	▲	+61.5%	+8
	Zoning Violation	ZO	14	▼	-39.1%	-9
	Motion for Judgment	MJ	12	▼	-25.0%	-4
	Show Cause	SC	8	▼	-20.0%	-2
	Detinue	DT	7	▲	+250.0%	+5
	Counter Claim	CC	2	▼	-33.3%	-1
	Tenants Assertion	TA	2	▼	-50.0%	-2
	Overweight	OC	1	▲	-	+1
	Petition-Restore Arms	PR	1	↔		-
	Capias	CA	0	▼	-100.0%	-1
	Restricted Operators License	RL	0	▼	-100.0%	-1
Total			2,451	▲	19.5%	+400
Civil Commitments	Temporary Detention Order	TD	51	▲	+64.5%	+20
	Emergency Custody Order	EC	20	▲	+100.0%	+10
	Medical Emergency Temporary Detention Order	MT	4	▼	-42.9%	-3
	Total			75	▲	56.3%
GRAND TOTAL			12,559	▲	18.8%	+1,987

Filings by Major Case Category**

Category	Summary	Change	% Change	Absolute Change
Felony	457	▲	+30.9%	+108
Garnishment	597	▲	+0.8%	+5
General Civil	1,018	▲	+32.4%	+249
Infraction/Civil Violation	6,649	▲	+20.2%	+1,119
Landlord /Tenant	438	▼	+1.6%	+7

* Compared to same time period as previous year

** Case Type Categories are defined in the 2017 Virginia Judicial Workload Assessment

CPSS - GCMS CASELOAD STATISTICS OF THE GENERAL DISTRICT COURTS

January 2024 thru July 2024 Filings (Compared to January 2023 thru July 2023)



York

District: 9 FIPS: 199

Misdemeanor	2,710	▼	+12.7%	+305
Other	608	▲	+42.1%	+180
Protective Orders	82	▲	+20.6%	+14
GRAND TOTAL	12,559	▲	18.8%	+1,987

* Compared to same time period as previous year

** Case Type Categories are defined in the 2017 Virginia Judicial Workload Assessment
Source: SCV-SQL-Information

2024 Overall GRAND TOTAL		Distribution of Caseload			Change*		Percentage (%) of Caseload		
2,473	+94	Criminal	239	10%	-46.7% ▼	-209	Criminal	2023	2024
		Traffic	1,577	64%	9.4% ▲	+136	Traffic	18.8%	9.7%
		Civil	638	26%	35.7% ▲	+168	Civil	60.6%	63.8%
		Civil Commitments	19	1%	-5.0% ▼	-1	Civil Commitments	19.8%	25.8%
		GRAND TOTAL	2,473	100%	4.0% ▲	+94	GRAND TOTAL	0.8%	0.8%
							GRAND TOTAL	100%	100%

Filings by Division & Code

Division	Case Type Description	Code	Summary	Change	% Change	Absolute Change
Criminal	Misdemeanor	M	132	▼	-57.8%	-181
	Felony	F	47	▼	-9.6%	-5
	Capias	CA	35	▲	+16.7%	+5
	Show Cause	SC	20	▼	-23.1%	-6
	Civil Violation	CV	5	▼	-81.5%	-22
	Total			239	▼	-46.7%
Traffic	Infraction	I	1,342	▲	+14.6%	+171
	Misdemeanor	M	215	▼	-6.5%	-15
	Show Cause	SC	11	▲	+10.0%	+1
	Capias	CA	6	▼	-50.0%	-6
	Felony	F	3	▼	-83.3%	-15
	Total			1,577	▲	9.4%
Civil	Warrant in Debt	WD	323	▲	+68.2%	+131
	Garnishment	GA	132	▼	-12.6%	-19
	Detinue	DT	50	▲	+316.7%	+38
	Unlawful Detainer	UD	31	▼	-18.4%	-7
	Preliminary Protective Order	PP	25	▲	+92.3%	+12
	Other	OT	23	▲	+4.5%	+1
	Protective Order	PO	22	▲	+83.3%	+10
	Show Cause	SC	10	▲	+150.0%	+6
	Admin License	AL	7	▼	-56.3%	-9
	Bond Forfeiture	BF	5	▲	+66.7%	+2
	Abstract	AJ	3	↔		-
	Interrogatory	IN	3	▲	-	+3
	Impoundment	IM	2	↔		-
	Restricted Operators License	RL	1	▲	-	+1
	Zoning Violation	ZO	1	▼	-50.0%	-1
	Total			638	▲	35.7%
Civil Commitments	Emergency Custody Order	EC	12	▲	+71.4%	+5
	Temporary Detention Order	TD	6	▼	-45.5%	-5
	Mental Commitment	MC	1	▼	-50.0%	-1
Total			19	▼	-5.0%	-1
GRAND TOTAL			2,473	▲	4.0%	+94



Filings by Major Case Category**

Category	Summary	Change	% Change	Absolute Change
Felony	50	▼	-28.6%	-20
Garnishment	135	▲	-10.6%	-16
General Civil	375	▲	+83.8%	+171
Infraction/Civil Violation	1,347	▼	+12.4%	+149
Landlord /Tenant	31	▼	-18.4%	-7
Misdemeanor	349	▲	-36.0%	-196
Other	139	▲	-6.1%	-9
Protective Orders	47	▲	+88.0%	+22
GRAND TOTAL	2,473	▲	4.0%	+94

* Compared to same time period as previous year

** Case Type Categories are defined in the 2017 Virginia Judicial Workload Assessment

Source: SCV-SQL-Information

2024 Overall GRAND TOTAL		Distribution of Caseload			Change*		Percentage (%) of Caseload		
2,282	+291	Criminal	296	13%	-6.6% ▼	-21	Criminal	2023	2024
		Traffic	1,501	66%	17.1% ▲	+219	Traffic	15.9%	13.0%
		Civil	468	21%	27.9% ▲	+102	Civil	64.4%	65.8%
		Civil Commitments	17	1%	-34.6% ▼	-9	Civil Commitments	18.4%	20.5%
		GRAND TOTAL	2,282	100%	14.6% ▲	+291	GRAND TOTAL	1.3%	0.7%
							GRAND TOTAL	100%	100%

Filings by Division & Code

Division	Case Type Description	Code	Summary	Change	% Change	Absolute Change
Criminal	Misdemeanor	M	167	▼	-11.6%	-22
	Felony	F	90	▲	+11.1%	+9
	Show Cause	SC	20	▼	-23.1%	-6
	Capias	CA	12	▼	-29.4%	-5
	Civil Violation	CV	7	▲	+75.0%	+3
	Total			296	▼	-6.6%
Traffic	Infraction	I	1,202	▲	+13.0%	+138
	Misdemeanor	M	286	▲	+32.4%	+70
	Show Cause	SC	6	▲	+200.0%	+4
	Civil Violation	CV	4	▲	-	+4
	Capias	CA	2	▲	-	+2
	Felony	F	1	▲	-	+1
	Total			1,501	▲	17.1%
Civil	Warrant in Debt	WD	215	▲	+49.3%	+71
	Garnishment	GA	103	▲	+19.8%	+17
	Other	OT	34	▲	+9.7%	+3
	Impoundment	IM	33	▲	+106.3%	+17
	Unlawful Detainer	UD	25	▼	-41.9%	-18
	Admin License	AL	20	▲	+66.7%	+8
	Preliminary Protective Order	PP	13	▲	+8.3%	+1
	Protective Order	PO	13	▲	+44.4%	+4
	Detinue	DT	7	▲	+40.0%	+2
	Show Cause	SC	3	▼	-40.0%	-2
	Bond Forfeiture	BF	1	▲	-	+1
	Interrogatory	IN	1	▲	-	+1
	Motion for Judgment	MJ	0	▼	-100.0%	-2
	Overweight	OC	0	▼	-100.0%	-1
Total			468	▲	27.9%	+102
Civil Commitments	Temporary Detention Order	TD	15	▼	-16.7%	-3
	Emergency Custody Order	EC	2	▼	-71.4%	-5
	Petition	PT	0	▼	-100.0%	-1
Total			17	▼	-34.6%	-9
GRAND TOTAL			2,282	▲	14.6%	+291

Filings by Major Case Category**

Category	Summary	Change	% Change	Absolute Change
Felony	91	▲	+12.3%	+10
Garnishment	104	▲	+20.9%	+18
General Civil	224	▼	+46.4%	+71
Infraction/Civil Violation	1,213	▲	+13.5%	+144
Involuntary Civil Commitments	0	▼	-100.0%	-1
Landlord /Tenant	25	▼	-41.9%	-18
Misdemeanor	453	▲	+11.9%	+48
Other	146	▲	+10.6%	+14
Protective Orders	26	▲	+23.8%	+5
GRAND TOTAL	2,282	▲	14.6%	+291



* Compared to same time period as previous year

** Case Type Categories are defined in the 2017 Virginia Judicial Workload Assessment

Source: SCV-SQL-Information

* Compared to same time period as previous year

** Case Type Categories are defined in the 2017 Virginia Judicial Workload Assessment
Source: SCV-SQL-Information

2024 Overall GRAND TOTAL		Distribution of Caseload			Change*		Percentage (%) of Caseload		
2,169	-1,258	Criminal	243	11%	15.7% ▲	+33	Criminal	2023: 6.1%	2024: 11.2%
		Traffic	1,572	72%	-45.6% ▼	-1,317	Traffic	84.3%	72.5%
2024	2023	Civil	343	16%	6.5% ▲	+21	Civil	9.4%	15.8%
		Civil Commitments	11	1%	83.3% ▲	+5	Civil Commitments	0.2%	0.5%
		GRAND TOTAL	2,169	100%	-36.7% ▼	-1,258	GRAND TOTAL	100%	100%

Filings by Division & Code

Division	Case Type Description	Code	Summary	Change	% Change	Absolute Change
Criminal	Misdemeanor	M	122	▲	+1.7%	+2
	Felony	F	85	▲	+49.1%	+28
	Show Cause	SC	22	▲	+29.4%	+5
	Capias	CA	11	▼	-31.3%	-5
	Civil Violation	CV	3	▲	-	+3
	Total			243	▲	15.7%
Traffic	Infraction	I	1,304	▼	-48.3%	-1,217
	Misdemeanor	M	246	▼	-28.1%	-96
	Show Cause	SC	10	▼	-28.6%	-4
	Felony	F	8	▲	+166.7%	+5
	Capias	CA	4	▼	-55.6%	-5
	Total			1,572	▼	-45.6%
Civil	Warrant in Debt	WD	188	▲	+34.3%	+48
	Garnishment	GA	75	▲	+2.7%	+2
	Other	OT	30	▼	+25.0%	+6
	Unlawful Detainer	UD	17	▼	-46.9%	-15
	Protective Order	PO	8	▼	-46.7%	-7
	Preliminary Protective Order	PP	6	▼	-53.8%	-7
	Admin License	AL	5	▼	-28.6%	-2
	Bond Forfeiture	BF	5	▲	+400.0%	+4
	Impoundment	IM	4	▼	-66.7%	-8
	Detinue	DT	3	▲	+200.0%	+2
	Abstract	AJ	2	▲	-	+2
	Interrogatory	IN	0	▼	-100.0%	-2
	Show Cause	SC	0	▼	-100.0%	-2
	Total			343	▲	6.5%
Civil Commitments	Temporary Detention Order	TD	10	▲	+66.7%	+4
	Emergency Custody Order	EC	1	▲	-	+1
	Total		11	▲	83.3%	+5
GRAND TOTAL			2,169	▼	-36.7%	-1,258

Filings by Major Case Category**

Category	Summary	Change	% Change	Absolute Change
Felony	93	▲	+55.0%	+33
Garnishment	75	▼	-	0
General Civil	192	▲	+33.3%	+48
Infraction/Civil Violation	1,307	▲	-48.2%	-1,214
Landlord /Tenant	17	▼	-46.9%	-15
Misdemeanor	368	▼	-20.3%	-94
Other	103	▲	-1.9%	-2
Protective Orders	14	▼	-50.0%	-14
GRAND TOTAL	2,169	▼	-36.7%	-1,258



* Compared to same time period as previous year

** Case Type Categories are defined in the 2017 Virginia Judicial Workload Assessment

Source: SCV-SQL-Information

CPSS - GCMS CASELOAD STATISTICS OF THE GENERAL DISTRICT COURTS

January 2024 thru July 2024 Filings (Compared to January 2023 thru July 2023)

2024 Overall GRAND TOTAL		Distribution of Caseload			Change*		Percentage (%) of Caseload			
1,545	-832	Criminal	145	9%	-2.0%	▼	-3	Criminal	2023 6.2%	2024 9.4%
		Traffic	1,120	72%	-43.3%	▼	-854	Traffic	83.0%	72.5%
		Civil	270	17%	12.0%	▲	+29	Civil	10.1%	17.5%
		Civil Commitments	10	1%	-28.6%	▼	-4	Civil Commitments	0.6%	0.6%
		GRAND TOTAL	1,545	100%	-35.0%	▼	-832	GRAND TOTAL	100%	100%

Filings by Division & Code

Division	Case Type Description	Code	Summary	Change	% Change	Absolute Change
Criminal	Misdemeanor	M	113	▲	+29.9%	+26
	Felony	F	17	▼	-56.4%	-22
	Show Cause	SC	11	▲	+57.1%	+4
	Capias	CA	2	▼	-77.8%	-7
	Civil Violation	CV	2	▼	-66.7%	-4
	Total			145	▼	-2.0%
Traffic	Infraction	I	944	▼	-44.4%	-755
	Misdemeanor	M	171	▼	-35.5%	-94
	Show Cause	SC	3	▼	-57.1%	-4
	Capias	CA	2	▼	-33.3%	-1
	Total			1,120	▼	-43.3%
Civil	Warrant in Debt	WD	120	▲	+48.1%	+39
	Garnishment	GA	64	▼	-20.0%	-16
	Other	OT	27	▼	+22.7%	+5
	Unlawful Detainer	UD	20	▼	-9.1%	-2
	Preliminary Protective Order	PP	17	↔	-	-
	Protective Order	PO	6	▲	+50.0%	+2
	Abstract	AJ	3	▲	-	+3
	Admin License	AL	3	▼	-25.0%	-1
	Impoundment	IM	3	▼	-62.5%	-5
	Detinue	DT	2	▲	+100.0%	+1
	Show Cause	SC	2	▲	+100.0%	+1
	Interrogatory	IN	1	↔	-	-
	Overweight	OC	1	▲	-	+1
	Restricted Operators License	RL	1	▲	-	+1
	Total			270	▲	12.0%
Civil Commitments	Temporary Detention Order	TD	7	▼	-22.2%	-2
	Emergency Custody Order	EC	3	▼	-40.0%	-2
	Total			10	▼	-28.6%
GRAND TOTAL			1,545	▼	-35.0%	-832

Filings by Major Case Category**

Category	Summary	Change	% Change	Absolute Change
Felony	17	▼	-56.4%	-22
Garnishment	65	▼	-19.8%	-16
General Civil	122	▲	+45.2%	+38
Infraction/Civil Violation	947	▲	-44.5%	-758
Landlord /Tenant	20	▼	-9.1%	-2
Misdemeanor	285	▲	-19.0%	-67
Other	66	▲	-9.6%	-7
Protective Orders	23	▲	+9.5%	+2
GRAND TOTAL	1,545	▼	-35.0%	-832

* Compared to same time period as previous year



** Case Type Categories are defined in the 2017 Virginia Judicial Workload Assessment

CPSS - GCMS CASELOAD STATISTICS OF THE GENERAL DISTRICT COURTS

January 2024 thru July 2024 Filings (Compared to January 2023 thru July 2023)

Halifax

District: 10 FIPS: 083

2024 Overall GRAND TOTAL		Distribution of Caseload			Change*		Percentage (%) of Caseload			
5,826	-705	Criminal	869	15%	-13.4%	▼	-135	Criminal	2023 15.4%	2024 14.9%
		Traffic	3,719	64%	-15.9%	▼	-702	Traffic	67.7%	63.8%
		Civil	1,178	20%	11.8%	▲	+124	Civil	16.1%	20.2%
		Civil Commitments	60	1%	15.4%	▲	+8	Civil Commitments	0.8%	1.0%
		GRAND TOTAL	5,826	100%	-10.8%	▼	-705	GRAND TOTAL	100%	100%

Filings by Division & Code

Division	Case Type Description	Code	Summary	Change	% Change	Absolute Change
Criminal	Misdemeanor	M	501	▼	-6.7%	-36
	Felony	F	174	▼	-33.3%	-87
	Capias	CA	86	▼	-2.3%	-2
	Show Cause	SC	75	▼	-2.6%	-2
	Civil Violation	CV	26	▼	-21.2%	-7
	Restricted Operators License	RL	7	▼	-12.5%	-1
	Total			869	▼	-13.4%
Traffic	Infraction	I	2,877	▼	-21.1%	-770
	Misdemeanor	M	759	▲	+9.1%	+63
	Show Cause	SC	40	▲	+21.2%	+7
	Capias	CA	31	▲	+24.0%	+6
	Restricted Operators License	RL	7	▲	+40.0%	+2
	Felony	F	3	▼	-80.0%	-12
	Civil Violation	CV	1	▲	-	+1
	Motion	MO	1	▲	-	+1
Total			3,719	▼	-15.9%	-702
Civil	Warrant in Debt	WD	509	▲	+23.2%	+96
	Garnishment	GA	329	▲	+15.0%	+43
	Other	OT	91	▲	+3.4%	+3
	Unlawful Detainer	UD	68	▼	-23.6%	-21
	Preliminary Protective Order	PP	51	▲	+70.0%	+21
	Admin License	AL	43	↔	-	-
	Detinue	DT	43	▼	-29.5%	-18
	Protective Order	PO	20	▲	+100.0%	+10
	Bond Forfeiture	BF	10	↔	-	-
	Impoundment	IM	8	▼	-38.5%	-5
	Show Cause	SC	3	▲	+200.0%	+2
	Abstract	AJ	1	▼	-83.3%	-5
	Interrogatory	IN	1	↔	-	-
	Petition-Restore Arms	PR	1	↔	-	-
	Motion for Judgment	MJ	0	▼	-100.0%	-1
	Overweight	OC	0	▼	-100.0%	-1
Total			1,178	▲	11.8%	+124
Civil Commitments	Temporary Detention Order	TD	35	▲	+12.9%	+4
	Emergency Custody Order	EC	24	▲	+20.0%	+4
	Mental Commitment	MC	1	▲	-	+1
	Medical Emergency Temporary Detention Order	MT	0	▼	-100.0%	-1
Total			60	▲	15.4%	+8
GRAND TOTAL			5,826	▼	-10.8%	-705

Filings by Major Case Category**

Category	Summary	Change	% Change	Absolute Change
Felony	177	▼	-35.9%	-99
Garnishment	330	▲	+15.0%	+43
General Civil	558	▼	+16.5%	+79
Infraction/Civil Violation	2,904	▲	-21.1%	-777
Landlord /Tenant	68	▼	-23.6%	-21
Misdemeanor	1,274	▲	+2.2%	+28

* Compared to same time period as previous year

** Case Type Categories are defined in the 2017 Virginia Judicial Workload Assessment

CPSS - GCMS CASELOAD STATISTICS OF THE GENERAL DISTRICT COURTS

January 2024 thru July 2024 Filings (Compared to January 2023 thru July 2023)



Other	444	▲	+2.5%	+11
Protective Orders	71	▲	+77.5%	+31
GRAND TOTAL	5,826	▼	-10.8%	-705

* Compared to same time period as previous year

** Case Type Categories are defined in the 2017 Virginia Judicial Workload Assessment
Source: SCV-SQL-Information

CPSS - GCMS CASELOAD STATISTICS OF THE GENERAL DISTRICT COURTS

January 2024 thru July 2024 Filings (Compared to January 2023 thru July 2023)

2024 Overall GRAND TOTAL		Distribution of Caseload			Change*		Percentage (%) of Caseload		
1,380	+236	Criminal	224	16%	42.7% ▲	+67	Criminal	2023	2024
		Traffic	847	61%	18.6% ▲	+133	Traffic	13.7%	16.2%
		Civil	303	22%	13.5% ▲	+36	Civil	62.4%	61.4%
		Civil Commitments	6	0%	0.0%	0	Civil Commitments	23.3%	22.0%
		GRAND TOTAL	1,380	100%	20.6% ▲	+236	GRAND TOTAL	0.5%	0.4%
							GRAND TOTAL	100%	100%

Filings by Division & Code



Division	Case Type Description	Code	Summary	Change	% Change	Absolute Change	
Criminal	Misdemeanor	M	136	▲	+58.1%	+50	
	Felony	F	48	▲	+60.0%	+18	
	Show Cause	SC	22	▲	+22.2%	+4	
	Capias	CA	13	▼	-7.1%	-1	
	Civil Violation	CV	5	▼	-44.4%	-4	
	Total			224	▲	42.7%	+67
Traffic	Infraction	I	667	▲	+21.3%	+117	
	Misdemeanor	M	176	▲	+10.7%	+17	
	Show Cause	SC	2	↔		-	
	Capias	CA	1	↔		-	
	Felony	F	1	▼	-50.0%	-1	
	Total			847	▲	18.6%	+133
Civil	Warrant in Debt	WD	144	▲	+69.4%	+59	
	Garnishment	GA	71	▲	+4.4%	+3	
	Unlawful Detainer	UD	32	▼	-13.5%	-5	
	Other	OT	28	▲	-20.0%	-7	
	Preliminary Protective Order	PP	12	▼	-29.4%	-5	
	Protective Order	PO	12	▼	-25.0%	-4	
	Interrogatory	IN	2	▲	-	+2	
	Admin License	AL	1	▼	-50.0%	-1	
	Detinue	DT	1	▼	-66.7%	-2	
	Abstract	AJ	0	▼	-100.0%	-2	
	Motion for Judgment	MJ	0	▼	-100.0%	-1	
	Petition-Restore Arms	PR	0	▼	-100.0%	-1	
	Total			303	▲	13.5%	+36
	Civil Commitments	Emergency Custody Order	EC	3	↔		-
Temporary Detention Order		TD	3	↔		-	
Total			6		0.0%	0	
GRAND TOTAL			1,380	▲	20.6%	+236	

Filings by Major Case Category**

Category	Summary	Change	% Change	Absolute Change	
Felony	49	▲	+53.1%	+17	
Garnishment	73	▲	+7.4%	+5	
General Civil	146	▲	+62.2%	+56	
Infraction/Civil Violation	672	▼	+20.2%	+113	
Landlord /Tenant	32	▼	-13.5%	-5	
Misdemeanor	312	▲	+27.3%	+67	
Other	72	▼	-10.0%	-8	
Protective Orders	24	▼	-27.3%	-9	
GRAND TOTAL		1,380	▲	20.6%	+236

* Compared to same time period as previous year

** Case Type Categories are defined in the 2017 Virginia Judicial Workload Assessment

2024 Overall GRAND TOTAL		Distribution of Caseload			Change*		Percentage (%) of Caseload		
9,424	+1,085	Criminal	929	10%	5.9% ▲	+52	Criminal	2023	2024
		Traffic	7,259	77%	13.4% ▲	+857	Traffic	10.5%	9.9%
		Civil	1,178	13%	16.6% ▲	+168	Civil	76.8%	77.0%
		Civil Commitments	58	1%	16.0% ▲	+8	Civil Commitments	12.1%	12.5%
		GRAND TOTAL	9,424	100%	13.0% ▲	+1,085	GRAND TOTAL	0.6%	0.6%
							GRAND TOTAL	100%	100%

Filings by Division & Code

Division	Case Type Description	Code	Summary	Change	% Change	Absolute Change
Criminal	Misdemeanor	M	545	▲	+8.3%	+42
	Felony	F	179	▼	-14.8%	-31
	Show Cause	SC	95	▲	+9.2%	+8
	Capias	CA	84	▲	+37.7%	+23
	Civil Violation	CV	26	▲	+62.5%	+10
	Total			929	▲	5.9%
Traffic	Infraction	I	5,434	▲	+9.8%	+484
	Misdemeanor	M	1,790	▲	+25.6%	+365
	Show Cause	SC	15	▲	+36.4%	+4
	Felony	F	10	▲	+25.0%	+2
	Capias	CA	8	▲	+14.3%	+1
	Civil Violation	CV	2	▲	+100.0%	+1
Total			7,259	▲	13.4%	+857
Civil	Warrant in Debt	WD	481	▲	+66.4%	+192
	Garnishment	GA	294	▲	+15.7%	+40
	Unlawful Detainer	UD	108	▼	-31.2%	-49
	Detinue	DT	77	▼	-14.4%	-13
	Other	OT	67	▼	+6.3%	+4
	Admin License	AL	29	▲	+11.5%	+3
	Preliminary Protective Order	PP	29	▼	-23.7%	-9
	Bond Forfeiture	BF	28	▼	-6.7%	-2
	Protective Order	PO	28	▼	-15.2%	-5
	Impoundment	IM	15	▲	+25.0%	+3
	Abstract	AJ	7	▼	-30.0%	-3
	Motion for Judgment	MJ	6	▲	+500.0%	+5
	Interrogatory	IN	4	▲	+33.3%	+1
	Show Cause	SC	4	▲	+33.3%	+1
	Petition-Restore Arms	PR	1	▲	-	+1
Tenants Assertion	TA	0	▼	-100.0%	-1	
Total			1,178	▲	16.6%	+168
Civil Commitments	Temporary Detention Order	TD	35	▲	+16.7%	+5
	Emergency Custody Order	EC	22	▲	+10.0%	+2
	Mental Commitment	MC	1	▲	-	+1
Total			58	▲	16.0%	+8
GRAND TOTAL			9,424	▲	13.0%	+1,085

Filings by Major Case Category**



Category	Summary	Change	% Change	Absolute Change
Felony	189	▲	-13.3%	-29
Garnishment	298	▲	+16.0%	+41
General Civil	567	▲	+46.9%	+181
Infraction/Civil Violation	5,462	▲	+10.0%	+495
Landlord /Tenant	108	▼	-31.6%	-50
Misdemeanor	2,335	▲	+21.1%	+407
Other	408	▲	+15.3%	+54
Protective Orders	57	▼	-19.7%	-14
GRAND TOTAL	9,424	▲	13.0%	+1,085

* Compared to same time period as previous year

** Case Type Categories are defined in the 2017 Virginia Judicial Workload Assessment

* Compared to same time period as previous year

** Case Type Categories are defined in the 2017 Virginia Judicial Workload Assessment
Source: SCV-SQL-Information

2024 Overall GRAND TOTAL		Distribution of Caseload			Change*		Percentage (%) of Caseload		
5,221	-570	Criminal	680	13%	11.3% ▲	+69	Criminal	2023	2024
		Traffic	3,510	67%	-17.9% ▼	-764	Traffic	10.6%	13.0%
		Civil	977	19%	15.5% ▲	+131	Civil	73.8%	67.2%
		Civil Commitments	54	1%	-10.0% ▼	-6	Civil Commitments	14.6%	18.7%
		GRAND TOTAL	5,221	100%	-9.8% ▼	-570	GRAND TOTAL	1.0%	1.0%
							GRAND TOTAL	100%	100%

Filings by Division & Code

Division	Case Type Description	Code	Summary	Change	% Change	Absolute Change
Criminal	Misdemeanor	M	434	▲	+22.3%	+79
	Felony	F	112	▲	+2.8%	+3
	Show Cause	SC	88	▼	-8.3%	-8
	Capias	CA	31	▼	-6.1%	-2
	Civil Violation	CV	15	▼	-16.7%	-3
	Total			680	▲	11.3%
Traffic	Infraction	I	3,102	▼	-19.3%	-744
	Misdemeanor	M	384	▼	-6.1%	-25
	Felony	F	10	▲	+400.0%	+8
	Capias	CA	8	▲	+14.3%	+1
	Show Cause	SC	5	▼	-50.0%	-5
	Civil Violation	CV	1	▲	-	+1
	Total			3,510	▼	-17.9%
Civil	Warrant in Debt	WD	337	▲	+56.7%	+122
	Garnishment	GA	244	▲	+5.2%	+12
	Unlawful Detainer	UD	151	▼	-11.2%	-19
	Detinue	DT	99	▼	-2.0%	-2
	Other	OT	51	▼	+4.1%	+2
	Admin License	AL	43	▼	-21.8%	-12
	Preliminary Protective Order	PP	18	▲	+125.0%	+10
	Show Cause	SC	13	▲	+550.0%	+11
	Protective Order	PO	10	↔	-	-
	Interrogatory	IN	3	▲	+200.0%	+2
	Motion for Judgment	MJ	3	▲	+200.0%	+2
	Abstract	AJ	2	▲	-	+2
	Tenants Assertion	TA	2	▲	-	+2
	Restricted Operators License	RL	1	▲	-	+1
	Impoundment	IM	0	▼	-100.0%	-2
Total			977	▲	15.5%	+131
Civil Commitments	Temporary Detention Order	TD	35	▼	-5.4%	-2
	Emergency Custody Order	EC	18	▼	-14.3%	-3
	Medical Emergency Temporary Detention Order	MT	1	▲	-	+1
	Medical Emergency Custody Order	ME	0	▼	-100.0%	-1
	Mental Commitment	MC	0	▼	-100.0%	-1
Total			54	▼	-10.0%	-6
GRAND TOTAL			5,221	▼	-9.8%	-570

Filings by Major Case Category**

Category	Summary	Change	% Change	Absolute Change
Felony	122	▲	+9.9%	+11
Garnishment	247	▲	+6.0%	+14
General Civil	440	▲	+37.9%	+121
Infraction/Civil Violation	3,118	▲	-19.3%	-746
Landlord /Tenant	153	▲	-10.0%	-17
Misdemeanor	819	▲	+7.2%	+55
Other	294	▲	-5.8%	-18
Protective Orders	28	▲	+55.6%	+10

* Compared to same time period as previous year

** Case Type Categories are defined in the 2017 Virginia Judicial Workload Assessment

CPSS - GCMS CASELOAD STATISTICS OF THE GENERAL DISTRICT COURTS
January 2024 thru July 2024 Filings (Compared to January 2023 thru July 2023)



<i>GRAND TOTAL</i>	5,221	▼	-9.8%	-570
---------------------------	--------------	---	-------	------

* Compared to same time period as previous year

** Case Type Categories are defined in the 2017 Virginia Judicial Workload Assessment
Source: SCV-SQL-Information

CPSS - GCMS CASELOAD STATISTICS OF THE GENERAL DISTRICT COURTS

January 2024 thru July 2024 Filings (Compared to January 2023 thru July 2023)

2024 Overall GRAND TOTAL		Distribution of Caseload			Change*		Percentage (%) of Caseload		
1,915	+87	Criminal	203	11%	12.2% ▲	+22	Criminal	2023	2024
		Traffic	1,328	69%	1.5% ▲	+19	Traffic	9.9%	10.6%
		Civil	374	20%	15.4% ▲	+50	Civil	71.6%	69.3%
		Civil Commitments	10	1%	-28.6% ▼	-4	Civil Commitments	17.7%	19.5%
		GRAND TOTAL	1,915	100%	4.8% ▲	+87	GRAND TOTAL	100%	100%

Filings by Division & Code

Division	Case Type Description	Code	Summary	Change	% Change	Absolute Change
Criminal	Misdemeanor	M	100	▼	-7.4%	-8
	Felony	F	57	▲	+39.0%	+16
	Show Cause	SC	19	▲	+72.7%	+8
	Capias	CA	15	▲	+50.0%	+5
	Civil Violation	CV	12	▲	+20.0%	+2
	Restricted Operators License	RL	0	▼	-100.0%	-1
	Total			203	▲	12.2%
Traffic	Infraction	I	1,011	▼	-0.2%	-2
	Misdemeanor	M	290	▲	+7.8%	+21
	Show Cause	SC	14	▲	+7.7%	+1
	Capias	CA	8	▼	-33.3%	-4
	Felony	F	2	↔	-	-
	Restricted Operators License	RL	2	▲	-	+2
	Civil Violation	CV	1	▲	-	+1
Total			1,328	▲	1.5%	+19
Civil	Warrant in Debt	WD	207	▲	+35.3%	+54
	Garnishment	GA	102	▲	+32.5%	+25
	Admin License	AL	22	▼	-18.5%	-5
	Unlawful Detainer	UD	18	▼	-30.8%	-8
	Other	OT	7	▲	-53.3%	-8
	Abstract	AJ	5	↔	-	-
	Protective Order	PO	4	▼	-33.3%	-2
	Detinue	DT	3	▲	-	+3
	Impoundment	IM	2	▼	-50.0%	-2
	Preliminary Protective Order	PP	2	▼	-71.4%	-5
	Show Cause	SC	2	↔	-	-
	Counter Claim	CC	0	▼	-100.0%	-1
	Interrogatory	IN	0	▼	-100.0%	-1
	Total			374	▲	15.4%
Civil Commitments	Temporary Detention Order	TD	6	▼	-25.0%	-2
	Emergency Custody Order	EC	4	▼	-33.3%	-2
Total			10	▼	-28.6%	-4
GRAND TOTAL			1,915	▲	4.8%	+87

Filings by Major Case Category**


Category	Summary	Change	% Change	Absolute Change
Felony	59	▲	+37.2%	+16
Garnishment	102	▼	+30.8%	+24
General Civil	211	▲	+37.9%	+58
Infraction/Civil Violation	1,024	▲	+0.1%	+1
Landlord /Tenant	18	▼	-30.8%	-8
Misdemeanor	392	▲	+3.7%	+14
Other	103	▼	-9.6%	-11
Protective Orders	6	▼	-53.8%	-7
GRAND TOTAL	1,915	▲	4.8%	+87

* Compared to same time period as previous year

** Case Type Categories are defined in the 2017 Virginia Judicial Workload Assessment

CPSS - GCMS CASELOAD STATISTICS OF THE GENERAL DISTRICT COURTS

January 2024 thru July 2024 Filings (Compared to January 2023 thru July 2023)

2024 Overall GRAND TOTAL		Distribution of Caseload			Change*		Percentage (%) of Caseload		
7,953 +859 	Criminal	670	8%	13.2% ▲	+78	Criminal	2023: 8.3%	2024: 8.4%	
	Traffic	5,772	73%	13.3% ▲	+678	Traffic	71.8%	72.6%	
	Civil	1,115	14%	9.1% ▲	+93	Civil	14.4%	14.0%	
	Civil Commitments	396	5%	2.6% ▲	+10	Civil Commitments	5.4%	5.0%	
	GRAND TOTAL	7,953	100%	12.1% ▲	+859	GRAND TOTAL	100%	100%	

Filings by Division & Code

Division	Case Type Description	Code	Summary	Change	% Change	Absolute Change
Criminal	Misdemeanor	M	424	▲	+11.3%	+43
	Felony	F	150	▲	+5.6%	+8
	Capias	CA	66	▲	+65.0%	+26
	Show Cause	SC	16	▲	+77.8%	+7
	Civil Violation	CV	14	▼	-30.0%	-6
	Total			670	▲	13.2%
Traffic	Infraction	I	4,157	▲	+15.7%	+564
	Misdemeanor	M	1,540	▲	+6.4%	+93
	Capias	CA	70	▲	+70.7%	+29
	Show Cause	SC	3	▲	+50.0%	+1
	Felony	F	1	▲	-	+1
	Restricted Operators License	RL	1	▼	-80.0%	-4
	Civil Violation	CV	0	▼	-100.0%	-3
	Other	O	0	▼	-100.0%	-3
	Total			5,772	▲	13.3%
Civil	Warrant in Debt	WD	447	▲	+14.6%	+57
	Garnishment	GA	392	▲	+28.1%	+86
	Unlawful Detainer	UD	127	▼	-18.6%	-29
	Other	OT	52	▼	-28.8%	-21
	Preliminary Protective Order	PP	22	▼	-18.5%	-5
	Protective Order	PO	20	▲	+11.1%	+2
	Show Cause	SC	13	▼	-13.3%	-2
	Admin License	AL	12	▼	-42.9%	-9
	Motion for Judgment	MJ	8	▲	+166.7%	+5
	Abstract	AJ	7	▲	+133.3%	+4
	Detinue	DT	5	▲	+25.0%	+1
	Impoundment	IM	3	▲	+200.0%	+2
	Interrogatory-Not	IC	3	▲	-	+3
	Petition-Restore Arms	PR	3	▼	-25.0%	-1
	Mechanic's Lien	ML	1	▲	-	+1
	Overweight	OC	0	▼	-100.0%	-1
Total			1,115	▲	9.1%	+93
Civil Commitments	Other	OT	213	▲	+17.0%	+31
	Mental Commitment	MC	146	↔	-	-
	Emergency Custody Order	EC	21	▼	-63.2%	-36
	Temporary Detention Order	TD	16	▲	+1,500.0%	+15
Total			396	▲	2.6%	+10
GRAND TOTAL			7,953	▲	12.1%	+859

Filings by Major Case Category**

Category	Summary	Change	% Change	Absolute Change
Felony	151	▲	+6.3%	+9
Garnishment	392	▲	+28.1%	+86
General Civil	464	▲	+15.4%	+62
Infraction/Civil Violation	4,171	▼	+15.2%	+551
Involuntary Civil Commitments	213	▲	+17.0%	+31
Landlord /Tenant	127	▼	-18.6%	-29
Misdemeanor	1,965	▼	+7.2%	+132

* Compared to same time period as previous year

** Case Type Categories are defined in the 2017 Virginia Judicial Workload Assessment

CPSS - GCMS CASELOAD STATISTICS OF THE GENERAL DISTRICT COURTS

January 2024 thru July 2024 Filings (Compared to January 2023 thru July 2023)

Dinwiddie


District: 11 FIPS: 053

Other	428	▲	+4.9%	+20
Protective Orders	42	▼	-6.7%	-3
GRAND TOTAL	7,953	▲	12.1%	+859

* Compared to same time period as previous year

** Case Type Categories are defined in the 2017 Virginia Judicial Workload Assessment
Source: SCV-SQL-Information

CPSS - GCMS CASELOAD STATISTICS OF THE GENERAL DISTRICT COURTS
 January 2024 thru July 2024 Filings (Compared to January 2023 thru July 2023)

2024 Overall GRAND TOTAL		Distribution of Caseload			Change*		Percentage (%) of Caseload		
3,293	+474	Criminal	386	12%	4.6% ▲	+17	Criminal	2023 13.1%	2024 11.7%
		Traffic	2,007	61%	30.5% ▲	+469	Traffic	54.6%	60.9%
2024		Civil	559	17%	1.6% ▲	+9	Civil	19.5%	17.0%
2023		Civil Commitments	341	10%	-5.8% ▼	-21	Civil Commitments	12.8%	10.4%
		GRAND TOTAL	3,293	100%	16.8% ▲	+474	GRAND TOTAL	100%	100%

Filings by Division & Code

Division	Case Type Description	Code	Summary	Change	% Change	Absolute Change
Criminal	Misdemeanor	M	237	▲	+16.2%	+33
	Felony	F	98	▼	-4.9%	-5
	Capias	CA	24	▲	+20.0%	+4
	Show Cause	SC	20	▼	-35.5%	-11
	Civil Violation	CV	7	▼	-36.4%	-4
	Total			386	▲	4.6%
Traffic	Infraction	I	1,593	▲	+28.8%	+356
	Misdemeanor	M	391	▲	+42.2%	+116
	Show Cause	SC	11	▼	-21.4%	-3
	Capias	CA	8	▼	-27.3%	-3
	Felony	F	4	▲	+300.0%	+3
	Total			2,007	▲	30.5%
Civil	Warrant in Debt	WD	228	▲	+15.2%	+30
	Garnishment	GA	126	▼	-21.7%	-35
	Unlawful Detainer	UD	71	▼	-5.3%	-4
	Detinue	DT	52	▲	+18.2%	+8
	Other	OT	32	▲	+18.5%	+5
	Protective Order	PO	14	▲	+40.0%	+4
	Admin License	AL	11	▲	+57.1%	+4
	Preliminary Protective Order	PP	8	▼	-46.7%	-7
	Abstract	AJ	4	▲	-	+4
	Show Cause	SC	4	↔	-	-
	Impoundment	IM	3	▲	+200.0%	+2
	Counter Claim	CC	2	▲	+100.0%	+1
	Bond Forfeiture	BF	1	▲	-	+1
	Motion for Judgment	MJ	1	↔	-	-
	Petition-Restore Arms	PR	1	▲	-	+1
	Tenants Assertion	TA	1	▼	-66.7%	-2
	Interrogatory	IN	0	▼	-100.0%	-3
Total			559	▲	1.6%	+9
Civil Commitments	Mental Commitment	MC	233	▼	-27.6%	-89
	Other	OT	65	▲	-	+65
	Temporary Detention Order	TD	29	▲	+20.8%	+5
	Emergency Custody Order	EC	13	▼	-18.8%	-3
	Medical Emergency Temporary Detention Order	MT	1	▲	-	+1
Total			341	▼	-5.8%	-21
GRAND TOTAL			3,293	▲	16.8%	+474

Filings by Major Case Category**

Category	Summary	Change	% Change	Absolute Change
Felony	102	▲	-1.9%	-2
Garnishment	126	▼	-23.2%	-38
General Civil	285	▲	+16.3%	+40
Infraction/Civil Violation	1,600	▼	+28.2%	+352
Involuntary Civil Commitments	65	▲	-	+65
Landlord /Tenant	72	▼	-7.7%	-6
Misdemeanor	628	▲	+31.1%	+149

* Compared to same time period as previous year

** Case Type Categories are defined in the 2017 Virginia Judicial Workload Assessment

CPSS - GCMS CASELOAD STATISTICS OF THE GENERAL DISTRICT COURTS

January 2024 thru July 2024 Filings (Compared to January 2023 thru July 2023)



Other	393	▲	-17.4%	-83
Protective Orders	22	▼	-12.0%	-3
GRAND TOTAL	3,293	▲	16.8%	+474

* Compared to same time period as previous year

** Case Type Categories are defined in the 2017 Virginia Judicial Workload Assessment
Source: SCV-SQL-Information

CPSS - GCMS CASELOAD STATISTICS OF THE GENERAL DISTRICT COURTS

January 2024 thru July 2024 Filings (Compared to January 2023 thru July 2023)

2024 Overall GRAND TOTAL		Distribution of Caseload			Change*		Percentage (%) of Caseload		
13,763	-143	Criminal	1,710	12%	16.4% ▲	+241	Criminal	2023 10.6%	2024 12.4%
		Traffic	4,502	33%	-27.1% ▼	-1,675	Traffic	44.4%	32.7%
2024 		Civil	5,254	38%	12.4% ▲	+580	Civil	33.6%	38.2%
2023 		Civil Commitments	2,297	17%	44.8% ▲	+711	Civil Commitments	11.4%	16.7%
		GRAND TOTAL	13,763	100%	-1.0% ▼	-143	GRAND TOTAL	100%	100%

Filings by Division & Code

Division	Case Type Description	Code	Summary	Change	% Change	Absolute Change
Criminal	Misdemeanor	M	912	▲	+8.8%	+74
	Felony	F	446	▲	+17.7%	+67
	Capias	CA	194	▲	+29.3%	+44
	Show Cause	SC	138	▲	+70.4%	+57
	Civil Violation	CV	20	▼	-4.8%	-1
	Total			1,710	▲	16.4%
Traffic	Infraction	I	2,965	▼	-34.7%	-1,578
	Misdemeanor	M	1,415	▼	-5.5%	-83
	Capias	CA	43	▼	-4.4%	-2
	Felony	F	35	↔		-
	Restricted Operators License	RL	18	▲	+28.6%	+4
	Other	O	13	▼	-51.9%	-14
	Show Cause	SC	12	▲	+100.0%	+6
	Civil Violation	CV	1	▼	-88.9%	-8
	Total			4,502	▼	-27.1%
Civil	Unlawful Detainer	UD	1,819	▼	-7.1%	-139
	Garnishment	GA	1,722	▲	+45.2%	+536
	Warrant in Debt	WD	1,192	▲	+22.1%	+216
	Other	OT	152	▼	-12.6%	-22
	Bond Forfeiture	BF	81	▲	+575.0%	+69
	Preliminary Protective Order	PP	68	▲	+11.5%	+7
	Show Cause	SC	65	▼	-1.5%	-1
	Protective Order	PO	54	▲	+35.0%	+14
	Detinue	DT	27	▼	-71.6%	-68
	Motion for Judgment	MJ	22	▼	-33.3%	-11
	Abstract	AJ	17	▼	-58.5%	-24
	Interrogatory	IN	15	▲	+200.0%	+10
	Admin License	AL	7	↔		-
	Tenants Assertion	TA	6	▲	+20.0%	+1
	Petition-Restore Arms	PR	4	▼	-63.6%	-7
	Impoundment	IM	2	▲	-	+2
	Counter Claim	CC	1	▼	-66.7%	-2
	Mechanic's Lien	ML	0	▼	-100.0%	-1
	Total			5,254	▲	12.4%
Civil Commitments	Mental Commitment	MC	1,546	▲	+39.0%	+434
	Other	OT	589	▲	+55.0%	+209
	Temporary Detention Order	TD	107	▲	+57.4%	+39
	Emergency Custody Order	EC	53	▲	+103.8%	+27
	Medical Emergency Temporary Detention Order	MT	2	▲	-	+2
Total			2,297	▲	44.8%	+711
GRAND TOTAL			13,763	▼	-1.0%	-143

Filings by Major Case Category**

Category	Summary	Change	% Change	Absolute Change
Felony	481	▲	+16.2%	+67
Garnishment	1,737	▲	+45.8%	+546
General Civil	1,263	▼	+8.7%	+101
Infraction/Civil Violation	2,999	▼	-34.8%	-1,601

* Compared to same time period as previous year

** Case Type Categories are defined in the 2017 Virginia Judicial Workload Assessment

CPSS - GCMS CASELOAD STATISTICS OF THE GENERAL DISTRICT COURTS

January 2024 thru July 2024 Filings (Compared to January 2023 thru July 2023)


Petersburg

District: 11 FIPS: 730

Involuntary Civil Commitments	589	▲	+55.0%	+209
Landlord /Tenant	1,825	▲	-7.0%	-138
Misdemeanor	2,345	▲	-0.2%	-5
Other	2,402	▲	+37.7%	+657
Protective Orders	122	▲	+20.8%	+21
GRAND TOTAL	13,763	▼	-1.0%	-143

* Compared to same time period as previous year

** Case Type Categories are defined in the 2017 Virginia Judicial Workload Assessment
Source: SCV-SQL-Information

2024 Overall GRAND TOTAL		Distribution of Caseload			Change*		Percentage (%) of Caseload			
3,034	+526	Criminal	349	12%	-18.6%	▼	-80	Criminal	2023: 17.1%	2024: 11.5%
		Traffic	2,096	69%	33.1%	▲	+521	Traffic	62.8%	69.1%
2024		Civil	582	19%	20.0%	▲	+97	Civil	19.3%	19.2%
2023		Civil Commitments	7	0%	-63.2%	▼	-12	Civil Commitments	0.8%	0.2%
		GRAND TOTAL	3,034	100%	21.0%	▲	+526	GRAND TOTAL	100%	100%

Filings by Division & Code

Division	Case Type Description	Code	Summary	Change	% Change	Absolute Change
Criminal	Misdemeanor	M	196	▼	-4.4%	-9
	Felony	F	89	▼	-32.1%	-42
	Show Cause	SC	25	▼	-40.5%	-17
	Civil Violation	CV	23	▼	-11.5%	-3
	Capias	CA	16	▼	-36.0%	-9
	Total			349	▼	-18.6%
Traffic	Infraction	I	1,721	▲	+33.4%	+431
	Misdemeanor	M	346	▲	+34.6%	+89
	Show Cause	SC	15	▼	-6.3%	-1
	Capias	CA	11	↔		-
	Civil Violation	CV	2	▲	-	+2
	Felony	F	1	↔		-
Total			2,096	▲	33.1%	+521
Civil	Warrant in Debt	WD	327	▲	+60.3%	+123
	Garnishment	GA	124	▲	+6.9%	+8
	Unlawful Detainer	UD	32	▼	-23.8%	-10
	Admin License	AL	30	▲	+7.1%	+2
	Impoundment	IM	18	▼	-5.3%	-1
	Protective Order	PO	17	▲	+142.9%	+10
	Other	OT	12	▲	+20.0%	+2
	Preliminary Protective Order	PP	12	▲	+71.4%	+5
	Detinue	DT	5	▲	+400.0%	+4
	Abstract	AJ	2	▼	-33.3%	-1
	Motion for Judgment	MJ	2	▼	-60.0%	-3
	Show Cause	SC	1	↔		-
	Interrogatory	IN	0	▼	-100.0%	-2
	Interrogatory-Not	IC	0	▼	-100.0%	-1
	Petition-Restore Arms	PR	0	▼	-100.0%	-1
	Tenants Assertion	TA	0	▼	-100.0%	-1
Zoning Violation	ZO	0	▼	-100.0%	-37	
Total			582	▲	20.0%	+97
Civil Commitments	Temporary Detention Order	TD	6	▼	-45.5%	-5
	Emergency Custody Order	EC	1	▼	-80.0%	-4
	Mental Commitment	MC	0	▼	-100.0%	-1
	Other	OT	0	▼	-100.0%	-2
Total			7	▼	-63.2%	-12
GRAND TOTAL			3,034	▲	21.0%	+526

Filings by Major Case Category**

Category	Summary	Change	% Change	Absolute Change
Felony	90	▼	-31.8%	-42
Garnishment	124	▼	+5.1%	+6
General Civil	336	▲	+58.5%	+124
Infraction/Civil Violation	1,746	▲	+32.7%	+430
Involuntary Civil Commitments	0	▼	-100.0%	-2
Landlord /Tenant	32	▼	-25.6%	-11
Misdemeanor	542	▼	+8.6%	+43

* Compared to same time period as previous year

** Case Type Categories are defined in the 2017 Virginia Judicial Workload Assessment

Source: SCV-SQL-Information

CPSS - GCMS CASELOAD STATISTICS OF THE GENERAL DISTRICT COURTS

January 2024 thru July 2024 Filings (Compared to January 2023 thru July 2023)



Powhatan

District: 11 FIPS: 145

Other	135	▼	-21.5%	-37
Protective Orders	29	▲	+107.1%	+15
GRAND TOTAL	3,034	▲	21.0%	+526

* Compared to same time period as previous year

** Case Type Categories are defined in the 2017 Virginia Judicial Workload Assessment
Source: SCV-SQL-Information

2024 Overall GRAND TOTAL		Distribution of Caseload			Change*		Percentage (%) of Caseload		
46,546	-2,177	Criminal	6,903	15%	4.8% ▲	+315	Criminal	2023: 13.5%	2024: 14.8%
		Traffic	18,349	39%	-21.4% ▼	-5,008	Traffic	47.9%	39.4%
2024 		Civil	21,030	45%	13.9% ▲	+2,565	Civil	37.9%	45.2%
2023 		Civil Commitments	264	1%	-15.7% ▼	-49	Civil Commitments	0.6%	0.6%
		GRAND TOTAL	46,546	100%	-4.5% ▼	-2,177	GRAND TOTAL	100%	100%

Filings by Division & Code

Division	Case Type Description	Code	Summary	Change	% Change	Absolute Change
Criminal	Misdemeanor	M	3,724	▲	+9.9%	+336
	Felony	F	2,131	▲	+3.4%	+70
	Capias	CA	681	▼	-16.5%	-135
	Show Cause	SC	293	▲	+32.0%	+71
	Civil Violation	CV	61	▼	-35.1%	-33
	Motion	MO	12	▲	+71.4%	+5
	Restricted Operators License	RL	1	▲	-	+1
	Total			6,903	▲	4.8%
Traffic	Infraction	I	10,435	▼	-26.1%	-3,684
	Misdemeanor	M	6,666	▼	-13.7%	-1,059
	Capias	CA	440	▼	-32.9%	-216
	Show Cause	SC	366	▲	+12.6%	+41
	Felony	F	191	▼	-8.6%	-18
	Motion	MO	110	▼	-26.7%	-40
	Civil Violation	CV	95	▼	-27.5%	-36
	Restricted Operators License	RL	46	▲	+12.2%	+5
	Other	O	0	▼	-100.0%	-1
Total			18,349	▼	-21.4%	-5,008
Civil	Warrant in Debt	WD	8,932	▲	+39.8%	+2,542
	Garnishment	GA	5,311	▲	+1.6%	+86
	Unlawful Detainer	UD	4,295	▼	-1.6%	-69
	Other	OT	598	▲	+7.6%	+42
	Preliminary Protective Order	PP	324	▲	+2.9%	+9
	Admin License	AL	315	▼	-23.5%	-97
	Protective Order	PO	307	▼	-3.5%	-11
	Show Cause	SC	297	▲	+20.7%	+51
	Motion for Judgment	MJ	153	▲	+66.3%	+61
	Interrogatory	IN	115	▲	+26.4%	+24
	Abstract	AJ	112	▼	-23.3%	-34
	Detinue	DT	72	▲	+18.0%	+11
	Impoundment	IM	66	▲	+34.7%	+17
	Bond Forfeiture	BF	58	▼	-50.8%	-60
	Interrogatory-Not	IC	23	▼	-14.8%	-4
	Capias	CA	15	▲	+25.0%	+3
	Tenants Assertion	TA	15	▲	+50.0%	+5
	Counter Claim	CC	12	▼	-40.0%	-8
	Petition-Restore Arms	PR	7	▼	-36.4%	-4
	Mechanic's Lien	ML	1	▲	-	+1
Petition to Require Blood Test	BT	1	▲	-	+1	
Third Party Claim	TH	1	↔	-	-	
Cross Claim	CR	0	▼	-100.0%	-1	
Total			21,030	▲	13.9%	+2,565
Civil Commitments	Temporary Detention Order	TD	191	▼	-7.7%	-16
	Emergency Custody Order	EC	67	▼	-33.7%	-34
	Medical Emergency Temporary Detention Order	MT	4	▲	+33.3%	+1
	Mental Commitment	MC	2	▲	-	+2
	Medical Emergency Custody Order	ME	0	▼	-100.0%	-2
Total			264	▼	-15.7%	-49
GRAND TOTAL			46,546	▼	-4.5%	-2,177

* Compared to same time period as previous year



** Case Type Categories are defined in the 2017 Virginia Judicial Workload Assessment

Filings by Major Case Category**

Category	Summary	Change	% Change	Absolute Change
Felony	2,322	▼	+2.3%	+52
Garnishment	5,426	▲	+2.1%	+110
General Civil	9,333	▲	+39.5%	+2,644
Infraction/Civil Violation	10,591	▼	-26.2%	-3,754
Landlord /Tenant	4,310	▲	-1.5%	-64
Misdemeanor	10,437	▲	-6.4%	-717
Other	3,496	▲	-11.3%	-446
Protective Orders	631	▼	-0.3%	-2
GRAND TOTAL	46,546	▼	-4.5%	-2,177

* Compared to same time period as previous year

** Case Type Categories are defined in the 2017 Virginia Judicial Workload Assessment
 Source: SCV-SQL-Information

2024 Overall GRAND TOTAL		Distribution of Caseload			Change*		Percentage (%) of Caseload			
5,157	-114	Criminal	1,314	25%	-0.4%	▼	-5	Criminal	2023	2024
		Traffic	2,196	43%	-5.7%	▼	-133	Traffic	44.2%	42.6%
2024 		Civil	1,615	31%	1.3%	▲	+20	Civil	30.3%	31.3%
2023 		Civil Commitments	32	1%	14.3%	▲	+4	Civil Commitments	0.5%	0.6%
		GRAND TOTAL	5,157	100%	-2.2%	▼	-114	GRAND TOTAL	100%	100%

Filings by Division & Code

Division	Case Type Description	Code	Summary	Change	% Change	Absolute Change
Criminal	Misdemeanor	M	671	▲	+3.7%	+24
	Felony	F	347	▼	-6.7%	-25
	Capias	CA	187	▼	-6.5%	-13
	Show Cause	SC	78	▲	+4.0%	+3
	Civil Violation	CV	31	▲	+24.0%	+6
	Total			1,314	▼	-0.4%
Traffic	Infraction	I	1,508	▼	-12.0%	-205
	Misdemeanor	M	616	▲	+11.0%	+61
	Capias	CA	43	▲	+13.2%	+5
	Show Cause	SC	16	▲	+33.3%	+4
	Felony	F	10	▲	+42.9%	+3
	Civil Violation	CV	2	↔		-
	Other	O	1	↔		-
	Restricted Operators License	RL	0	▼	-100.0%	-1
	Total			2,196	▼	-5.7%
Civil	Warrant in Debt	WD	651	▲	+5.3%	+33
	Garnishment	GA	428	▲	+6.7%	+27
	Unlawful Detainer	UD	316	▼	-4.5%	-15
	Detinue	DT	47	▲	+17.5%	+7
	Admin License	AL	41	▲	+7.9%	+3
	Other	OT	37	▼	-32.7%	-18
	Preliminary Protective Order	PP	23	▼	-20.7%	-6
	Protective Order	PO	21	▼	-19.2%	-5
	Abstract	AJ	11	▼	-15.4%	-2
	Motion for Judgment	MJ	10	↔		-
	Show Cause	SC	10	▼	-44.4%	-8
	Interrogatory	IN	7	▲	+600.0%	+6
	Bond Forfeiture	BF	6	▼	-25.0%	-2
	Impoundment	IM	4	▼	-33.3%	-2
	Interrogatory-Not	IC	1	▲	-	+1
	Petition-Restore Arms	PR	1	▲	-	+1
	Tenants Assertion	TA	1	↔		-
Total			1,615	▲	1.3%	+20
Civil Commitments	Temporary Detention Order	TD	21	▲	+5.0%	+1
	Emergency Custody Order	EC	11	▲	+37.5%	+3
	Total			32	▲	14.3%
GRAND TOTAL			5,157	▼	-2.2%	-114

Filings by Major Case Category**

Category	Summary	Change	% Change	Absolute Change
Felony	357	▲	-5.8%	-22
Garnishment	435	▲	+8.2%	+33
General Civil	711	▲	+6.0%	+40
Infraction/Civil Violation	1,542	▲	-11.4%	-199
Landlord /Tenant	317	▼	-4.5%	-15
Misdemeanor	1,287	▼	+7.0%	+84
Other	464	▲	-4.9%	-24

* Compared to same time period as previous year

** Case Type Categories are defined in the 2017 Virginia Judicial Workload Assessment

CPSS - GCMS CASELOAD STATISTICS OF THE GENERAL DISTRICT COURTS
January 2024 thru July 2024 Filings (Compared to January 2023 thru July 2023)

Protective Orders	44	▼	-20.0%	-11
GRAND TOTAL	5,157	▼	-2.2%	-114

* Compared to same time period as previous year

** Case Type Categories are defined in the 2017 Virginia Judicial Workload Assessment
Source: SCV-SQL-Information

2024 Overall GRAND TOTAL		Distribution of Caseload			Change*		Percentage (%) of Caseload		
53,431	+9,626	Criminal	5,277	10%	-3.3% ▼	-178	Criminal	2023	2024
		Traffic	19,013	36%	46.5% ▲	+6,039	Traffic	12.5%	9.9%
2024		Civil	27,374	51%	15.2% ▲	+3,621	Civil	29.6%	35.6%
2023		Civil Commitments	1,767	3%	8.9% ▲	+144	Civil Commitments	54.2%	51.2%
		GRAND TOTAL	53,431	100%	22.0% ▲	+9,626	GRAND TOTAL	100%	100%

Filings by Division & Code

Division	Case Type Description	Code	Summary	Change	% Change	Absolute Change
Criminal	Misdemeanor	M	3,035	▲	+2.6%	+76
	Felony	F	1,470	▼	-7.9%	-126
	Capias	CA	555	▼	+3.2%	+17
	Show Cause	SC	149	▼	-20.3%	-38
	Civil Violation	CV	63	▼	-63.6%	-110
	Restricted Operators License	RL	5	▲	+150.0%	+3
	Total			5,277	▼	-3.3%
Traffic	Infraction	I	13,746	▲	+62.4%	+5,280
	Misdemeanor	M	4,622	▲	+21.8%	+828
	Other	O	258	▼	-35.8%	-144
	Capias	CA	165	▼	+33.1%	+41
	Felony	F	114	▲	+40.7%	+33
	Show Cause	SC	75	▼	+19.0%	+12
	Restricted Operators License	RL	31	▼	-27.9%	-12
	Civil Violation	CV	2	▲	+100.0%	+1
Total			19,013	▲	46.5%	+6,039
Civil	Warrant in Debt	WD	9,168	▼	+23.4%	+1,739
	Unlawful Detainer	UD	8,182	▲	+8.0%	+605
	Garnishment	GA	7,590	▲	+24.4%	+1,490
	Other	OT	902	▼	-13.9%	-146
	Preliminary Protective Order	PP	323	▲	+2.5%	+8
	Motion for Judgment	MJ	316	▼	+2.6%	+8
	Show Cause	SC	257	▲	-6.5%	-18
	Detinue	DT	139	▼	-15.2%	-25
	Interrogatory	IN	112	▲	+53.4%	+39
	Protective Order	PO	91	▼	+3.4%	+3
	Admin License	AL	89	▲	+25.4%	+18
	Tenants Assertion	TA	69	▲	+35.3%	+18
	Abstract	AJ	57	▼	-69.8%	-132
	Counter Claim	CC	29	↔		-
	Interrogatory-Not	IC	22	▲	+57.1%	+8
	Capias	CA	15	▲	+150.0%	+9
	Petition-Restore Arms	PR	7	▼	-12.5%	-1
	Impoundment	IM	5	▲	-	+5
	Mechanic's Lien	ML	1	▲	-	+1
	Bond Forfeiture	BF	0	▼	-100.0%	-5
Restricted Operators License	RL	0	▼	-100.0%	-2	
Third Party Claim	TH	0	▼	-100.0%	-1	
Total			27,374	▲	15.2%	+3,621
Civil Commitments	Mental Commitment	MC	948	▲	+8.2%	+72
	Temporary Detention Order	TD	729	▲	+9.8%	+65
	Emergency Custody Order	EC	90	▲	+8.4%	+7
	Total			1,767	▲	8.9%
GRAND TOTAL			53,431	▲	22.0%	+9,626

* Compared to same time period as previous year

** Case Type Categories are defined in the 2017 Virginia Judicial Workload Assessment



CPSS - GCMS CASELOAD STATISTICS OF THE GENERAL DISTRICT COURTS
 January 2024 thru July 2024 Filings (Compared to January 2023 thru July 2023)

Filings by Major Case Category**

Category	Summary	Change	% Change	Absolute Change
Felony	1,584	▲	-5.5%	-93
Garnishment	7,702	▲	+24.8%	+1,529
General Civil	9,966	▲	+18.3%	+1,540
Infraction/Civil Violation	14,069	▲	+55.6%	+5,027
Landlord /Tenant	8,251	▲	+8.2%	+623
Misdemeanor	7,693	▲	+13.1%	+893
Other	3,752	▲	+2.6%	+96
Protective Orders	414	▼	+2.7%	+11
GRAND TOTAL	53,431	▲	22.0%	+9,626

* Compared to same time period as previous year

** Case Type Categories are defined in the 2017 Virginia Judicial Workload Assessment
 Source: SCV-SQL-Information

2024 Overall GRAND TOTAL		Distribution of Caseload			Change*		Percentage (%) of Caseload		
65,530	+7,720	Criminal	7,972	12%	7.0% ▲	+519	Criminal	2023	2024
		Traffic	34,060	52%	16.0% ▲	+4,710	Traffic	12.9%	12.2%
		Civil	22,821	35%	12.6% ▲	+2,555	Civil	50.8%	52.0%
		Civil Commitments	677	1%	-8.6% ▼	-64	Civil Commitments	35.1%	34.8%
		GRAND TOTAL	65,530	100%	13.4% ▲	+7,720	GRAND TOTAL	1.3%	1.0%
							GRAND TOTAL	100%	100%

Filings by Division & Code

Division	Case Type Description	Code	Summary	Change	% Change	Absolute Change	
Criminal	Misdemeanor	M	4,098	▲	+5.3%	+208	
	Felony	F	2,505	▲	+11.0%	+248	
	Capias	CA	979	▲	+11.8%	+103	
	Show Cause	SC	297	▼	-9.7%	-32	
	Civil Violation	CV	93	▼	-7.9%	-8	
	Total			7,972	▲	7.0%	+519
Traffic	Infraction	I	26,254	▲	+14.7%	+3,362	
	Misdemeanor	M	7,368	▲	+22.0%	+1,330	
	Capias	CA	229	▲	+11.2%	+23	
	Felony	F	92	▼	-20.7%	-24	
	Show Cause	SC	84	▲	+23.5%	+16	
	Restricted Operators License	RL	32	▲	+23.1%	+6	
	Civil Violation	CV	1	▼	-75.0%	-3	
	Total			34,060	▲	16.0%	+4,710
Civil	Warrant in Debt	WD	8,643	▲	+27.2%	+1,846	
	Unlawful Detainer	UD	6,355	▲	+6.0%	+361	
	Garnishment	GA	6,062	▲	+5.8%	+333	
	Admin License	AL	294	▲	+21.5%	+52	
	Preliminary Protective Order	PP	262	▲	+12.0%	+28	
	Protective Order	PO	221	▲	+30.0%	+51	
	Other	OT	219	▲	-8.8%	-21	
	Abstract	AJ	157	▼	-26.3%	-56	
	Detinue	DT	141	▼	-6.6%	-10	
	Motion for Judgment	MJ	134	▼	-18.3%	-30	
	Show Cause	SC	66	▼	-19.5%	-16	
	Interrogatory	IN	64	▲	+10.3%	+6	
	Impoundment	IM	58	▲	+48.7%	+19	
	Tenants Assertion	TA	36	▼	-10.0%	-4	
	Bond Forfeiture	BF	35	▼	-18.6%	-8	
	Counter Claim	CC	22	▼	-24.1%	-7	
	Overweight	OC	19	▲	+58.3%	+7	
	Interrogatory-Not	IC	18	▲	+63.6%	+7	
	Petition-Restore Arms	PR	10	▼	-9.1%	-1	
	Restricted Operators License	RL	3	▲	+50.0%	+1	
	Cross Claim	CR	1	▲	-	+1	
	Emergency Substantial Risk Order	SR	1	▲	-	+1	
	Capias	CA	0	▼	-100.0%	-3	
	Motor Carrier	MC	0	▼	-100.0%	-1	
	Third Party Claim	TH	0	▼	-100.0%	-1	
	Total			22,821	▲	12.6%	+2,555
	Civil Commitments	Temporary Detention Order	TD	388	▲	+5.1%	+19
Mental Commitment		MC	243	▼	-15.3%	-44	
Emergency Custody Order		EC	27	▼	-32.5%	-13	
Other		OT	11	▼	-68.6%	-24	
Medical Emergency Temporary Detention Order		MT	5	▼	-50.0%	-5	
Medical Emergency Custody Order		ME	3	▲	-	+3	
Total				677	▼	-8.6%	-64
GRAND TOTAL			65,530	▲	13.4%	+7,720	

* Compared to same time period as previous year

** Case Type Categories are defined in the 2017 Virginia Judicial Workload Assessment


CPSS - GCMS CASELOAD STATISTICS OF THE GENERAL DISTRICT COURTS
 January 2024 thru July 2024 Filings (Compared to January 2023 thru July 2023)

Filings by Major Case Category**

Category	Summary	Change	% Change	Absolute Change
Felony	2,597	▼	+9.4%	+224
Garnishment	6,126	▲	+5.9%	+339
General Civil	8,984	▲	+25.6%	+1,831
Infraction/Civil Violation	26,367	▼	+14.6%	+3,357
Involuntary Civil Commitments	11	▼	-68.6%	-24
Landlord /Tenant	6,391	▼	+5.9%	+357
Misdemeanor	11,501	▲	+15.5%	+1,545
New to Workload Study	1	▲	-	+1
Other	3,069	▲	+0.4%	+11
Protective Orders	483	▲	+19.6%	+79
GRAND TOTAL	65,530	▲	13.4%	+7,720

* Compared to same time period as previous year

** Case Type Categories are defined in the 2017 Virginia Judicial Workload Assessment
 Source: SCV-SQL-Information

2024 Overall GRAND TOTAL		Distribution of Caseload			Change*		Percentage (%) of Caseload		
6,345	+494	Criminal	748	12%	2.5% ▲	+18	Criminal	2023	2024
		Traffic	4,346	68%	6.6% ▲	+269	Traffic	69.7%	68.5%
2024		Civil	1,211	19%	21.6% ▲	+215	Civil	17.0%	19.1%
2023		Civil Commitments	40	1%	-16.7% ▼	-8	Civil Commitments	0.8%	0.6%
		GRAND TOTAL	6,345	100%	8.4% ▲	+494	GRAND TOTAL	100%	100%

Filings by Division & Code

Division	Case Type Description	Code	Summary	Change	% Change	Absolute Change
Criminal	Misdemeanor	M	481	▲	+9.3%	+41
	Felony	F	173	▼	-18.8%	-40
	Capias	CA	68	▲	+47.8%	+22
	Civil Violation	CV	16	▼	-33.3%	-8
	Show Cause	SC	10	▲	+42.9%	+3
	Total			748	▲	2.5%
Traffic	Infraction	I	3,474	▲	+1.4%	+47
	Misdemeanor	M	798	▲	+32.6%	+196
	Capias	CA	45	▲	+32.4%	+11
	Felony	F	18	▲	+200.0%	+12
	Show Cause	SC	9	▲	+28.6%	+2
	Civil Violation	CV	2	▲	+100.0%	+1
	Total			4,346	▲	6.6%
Civil	Warrant in Debt	WD	686	▲	+39.1%	+193
	Garnishment	GA	279	▲	+9.4%	+24
	Unlawful Detainer	UD	84	▼	-14.3%	-14
	Other	OT	57	▲	+32.6%	+14
	Preliminary Protective Order	PP	29	↔		-
	Admin License	AL	22	▼	-8.3%	-2
	Protective Order	PO	20	▲	+25.0%	+4
	Show Cause	SC	10	▼	-16.7%	-2
	Abstract	AJ	9	↔		-
	Interrogatory	IN	7	▲	+75.0%	+3
	Detinue	DT	5	↔		-
	Petition-Restore Arms	PR	2	▲	-	+2
	Capias	CA	1	▲	-	+1
	Counter Claim	CC	0	▼	-100.0%	-3
	Impoundment	IM	0	▼	-100.0%	-5
Total			1,211	▲	21.6%	+215
Civil Commitments	Temporary Detention Order	TD	34	▲	+3.0%	+1
	Emergency Custody Order	EC	6	▼	-60.0%	-9
	Total		40	▼	-16.7%	-8
GRAND TOTAL			6,345	▲	8.4%	+494

Filings by Major Case Category**

Category	Summary	Change	% Change	Absolute Change
Felony	191	▲	-12.8%	-28
Garnishment	286	▲	+10.4%	+27
General Civil	694	▲	+39.4%	+196
Infraction/Civil Violation	3,492	▲	+1.2%	+40
Landlord /Tenant	84	▼	-14.3%	-14
Misdemeanor	1,279	▲	+22.7%	+237
Other	270	▲	+13.4%	+32
Protective Orders	49	▲	+8.9%	+4
GRAND TOTAL	6,345	▲	8.4%	+494

* Compared to same time period as previous year

** Case Type Categories are defined in the 2017 Virginia Judicial Workload Assessment
 Source: SCV-SQL-Information

CPSS - GCMS CASELOAD STATISTICS OF THE GENERAL DISTRICT COURTS

January 2024 thru July 2024 Filings (Compared to January 2023 thru July 2023)

Essex

District: 15 FIPS: 057

2024 Overall GRAND TOTAL		Distribution of Caseload			Change*		Percentage (%) of Caseload		
4,216 +525 	Criminal	308	7%	3.4% ▲	+10	Criminal	2023: 8.1%	2024: 7.3%	
	Traffic	3,281	78%	14.2% ▲	+409	Traffic	77.8%	77.8%	
	Civil	616	15%	19.4% ▲	+100	Civil	14.0%	14.6%	
	Civil Commitments	11	0%	120.0% ▲	+6	Civil Commitments	0.1%	0.3%	
	GRAND TOTAL	4,216	100%	14.2% ▲	+525	GRAND TOTAL	100%	100%	

Filings by Division & Code

Division	Case Type Description	Code	Summary	Change	% Change	Absolute Change
Criminal	Misdemeanor	M	225	▲	+5.6%	+12
	Felony	F	57	▲	+7.5%	+4
	Civil Violation	CV	12	▲	+71.4%	+5
	Capias	CA	7	▼	-56.3%	-9
	Show Cause	SC	7	▼	-22.2%	-2
	Total			308	▲	3.4%
Traffic	Infraction	I	2,828	▲	+13.5%	+337
	Misdemeanor	M	437	▲	+19.4%	+71
	Show Cause	SC	7	▲	+600.0%	+6
	Capias	CA	6	▼	-14.3%	-1
	Felony	F	2	▼	-60.0%	-3
	Civil Violation	CV	1	▼	-50.0%	-1
	Total			3,281	▲	14.2%
Civil	Warrant in Debt	WD	197	▲	+34.0%	+50
	Garnishment	GA	135	▲	+11.6%	+14
	Detinue	DT	100	▲	+26.6%	+21
	Unlawful Detainer	UD	67	▼	-8.2%	-6
	Other	OT	47	▲	+80.8%	+21
	Impoundment	IM	21	▲	+61.5%	+8
	Admin License	AL	17	▲	+13.3%	+2
	Protective Order	PO	16	▲	+6.7%	+1
	Abstract	AJ	6	▲	+50.0%	+2
	Preliminary Protective Order	PP	5	↔	-	-
	Show Cause	SC	2	▼	-87.5%	-14
	Counter Claim	CC	1	▼	-50.0%	-1
	Interrogatory	IN	1	▲	-	+1
	Motion for Judgment	MJ	1	▲	-	+1
	Total			616	▲	19.4%
Civil Commitments	Emergency Custody Order	EC	6	▲	+500.0%	+5
	Temporary Detention Order	TD	5	▲	+25.0%	+1
	Total			11	▲	120.0%
GRAND TOTAL			4,216	▲	14.2%	+525

Filings by Major Case Category**



Category	Summary	Change	% Change	Absolute Change
Felony	59	▼	+1.7%	+1
Garnishment	136	▲	+12.4%	+15
General Civil	309	▲	+34.9%	+80
Infraction/Civil Violation	2,841	▲	+13.6%	+341
Landlord /Tenant	67	▼	-8.2%	-6
Misdemeanor	662	▲	+14.3%	+83
Other	121	▲	+9.0%	+10
Protective Orders	21	▲	+5.0%	+1
GRAND TOTAL	4,216	▲	14.2%	+525

* Compared to same time period as previous year

** Case Type Categories are defined in the 2017 Virginia Judicial Workload Assessment

Source: SCV-SQL-Information

CPSS - GCMS CASELOAD STATISTICS OF THE GENERAL DISTRICT COURTS
 January 2024 thru July 2024 Filings (Compared to January 2023 thru July 2023)

2024 Overall GRAND TOTAL		Distribution of Caseload			Change*		Percentage (%) of Caseload		
10,531	-315	Criminal	1,957	19%	21.2% ▲	+342	Criminal	2023	2024
		Traffic	4,180	40%	-16.1% ▼	-801	Traffic	14.9%	18.6%
		Civil	3,710	35%	4.6% ▲	+164	Civil	45.9%	39.7%
		Civil Commitments	684	6%	-2.8% ▼	-20	Civil Commitments	32.7%	35.2%
		GRAND TOTAL	10,531	100%	-2.9% ▼	-315	GRAND TOTAL	6.5%	6.5%
							GRAND TOTAL	100%	100%

Filings by Division & Code

Division	Case Type Description	Code	Summary	Change	% Change	Absolute Change
Criminal	Misdemeanor	M	1,195	▲	+20.0%	+199
	Felony	F	486	▲	+33.5%	+122
	Capias	CA	162	▲	+10.2%	+15
	Show Cause	SC	69	▼	-1.4%	-1
	Civil Violation	CV	45	▲	+18.4%	+7
	Total			1,957	▲	21.2%
Traffic	Infraction	I	3,188	▼	-22.8%	-942
	Misdemeanor	M	889	▲	+11.5%	+92
	Capias	CA	60	▲	+50.0%	+20
	Felony	F	29	▲	+383.3%	+23
	Show Cause	SC	9	▲	+50.0%	+3
	Restricted Operators License	RL	5	▲	+150.0%	+3
	Total			4,180	▼	-16.1%
Civil	Warrant in Debt	WD	1,797	▲	+3.4%	+59
	Garnishment	GA	811	▼	-4.1%	-35
	Unlawful Detainer	UD	584	▲	+25.3%	+118
	Admin License	AL	100	▲	+29.9%	+23
	Bond Forfeiture	BF	100	▲	+72.4%	+42
	Other	OT	77	▼	-21.4%	-21
	Show Cause	SC	65	▲	+71.1%	+27
	Impoundment	IM	61	▲	+10.9%	+6
	Abstract	AJ	38	▼	-24.0%	-12
	Preliminary Protective Order	PP	29	▼	-42.0%	-21
	Detinue	DT	18	▼	-57.1%	-24
	Protective Order	PO	14	↔		-
	Interrogatory	IN	12	▲	+71.4%	+5
	Capias	CA	3	▲	+200.0%	+2
	Overweight	OC	1	↔		-
	Counter Claim	CC	0	▼	-100.0%	-2
	Petition-Restore Arms	PR	0	▼	-100.0%	-1
	Tenants Assertion	TA	0	▼	-100.0%	-2
Total			3,710	▲	4.6%	+164
Civil Commitments	Mental Commitment	MC	413	▼	-2.1%	-9
	Other	OT	103	▲	+8.4%	+8
	Emergency Custody Order	EC	87	▲	+3.6%	+3
	Temporary Detention Order	TD	80	▼	-21.6%	-22
	Medical Emergency Temporary Detention Order	MT	1	▲	-	+1
	Petition	PT	0	▼	-100.0%	-1
Total			684	▼	-2.8%	-20
GRAND TOTAL			10,531	▼	-2.9%	-315

Filings by Major Case Category**

Category	Summary	Change	% Change	Absolute Change
Felony	515	▲	+39.2%	+145
Garnishment	823	▲	-3.5%	-30
General Civil	1,838	▼	+1.6%	+29
Infraction/Civil Violation	3,234	▼	-22.4%	-935
Involuntary Civil Commitments	103	▼	+7.3%	+7

* Compared to same time period as previous year

** Case Type Categories are defined in the 2017 Virginia Judicial Workload Assessment

CPSS - GCMS CASELOAD STATISTICS OF THE GENERAL DISTRICT COURTS
 January 2024 thru July 2024 Filings (Compared to January 2023 thru July 2023)

Landlord /Tenant	584	▼	+24.8%	+116
Misdemeanor	2,089	▲	+16.4%	+294
Other	1,302	▲	+6.5%	+80
Protective Orders	43	▼	-32.8%	-21
GRAND TOTAL	10,531	▼	-2.9%	-315

* Compared to same time period as previous year



** Case Type Categories are defined in the 2017 Virginia Judicial Workload Assessment
 Source: SCV-SQL-Information

CPSS - GCMS CASELOAD STATISTICS OF THE GENERAL DISTRICT COURTS

January 2024 thru July 2024 Filings (Compared to January 2023 thru July 2023)

Hanover

District: 15 FIPS: 085

2024 Overall GRAND TOTAL		Distribution of Caseload			Change*		Percentage (%) of Caseload		
14,094	+1,935	Criminal	1,964	14%	11.8% ▲	+208	Criminal	2023	2024
		Traffic	8,509	60%	17.4% ▲	+1,264	Traffic	14.4%	13.9%
		Civil	3,558	25%	14.6% ▲	+454	Civil	59.6%	60.4%
		Civil Commitments	63	0%	16.7% ▲	+9	Civil Commitments	25.5%	25.2%
		GRAND TOTAL	14,094	100%	15.9% ▲	+1,935	GRAND TOTAL	0.4%	0.4%
							GRAND TOTAL	100%	100%

Filings by Division & Code

Division	Case Type Description	Code	Summary	Change	% Change	Absolute Change
Criminal	Misdemeanor	M	1,061	▲	+19.3%	+172
	Felony	F	598	▲	+2.2%	+13
	Capias	CA	171	▲	+8.2%	+13
	Show Cause	SC	78	▼	-1.3%	-1
	Civil Violation	CV	56	▲	+24.4%	+11
	Total			1,964	▲	11.8%
Traffic	Infraction	I	5,389	▲	+8.5%	+423
	Misdemeanor	M	2,964	▲	+38.4%	+823
	Capias	CA	93	▲	+24.0%	+18
	Felony	F	30	▲	+3.4%	+1
	Show Cause	SC	23	▲	+130.0%	+13
	Restricted Operators License	RL	10	▼	-56.5%	-13
	Civil Violation	CV	0	▼	-100.0%	-1
	Total			8,509	▲	17.4%
Civil	Warrant in Debt	WD	1,715	▲	+36.2%	+456
	Garnishment	GA	972	▼	-12.7%	-141
	Unlawful Detainer	UD	291	▲	+13.2%	+34
	Other	OT	96	▲	+29.7%	+22
	Preliminary Protective Order	PP	75	▲	+21.0%	+13
	Show Cause	SC	75	▲	+53.1%	+26
	Admin License	AL	73	▲	+46.0%	+23
	Bond Forfeiture	BF	67	▼	-10.7%	-8
	Protective Order	PO	57	▲	+14.0%	+7
	Impoundment	IM	40	▲	+14.3%	+5
	Abstract	AJ	24	▲	+9.1%	+2
	Interrogatory	IN	23	▲	+109.1%	+12
	Detinue	DT	22	▲	+22.2%	+4
	Motion for Judgment	MJ	21	▲	+10.5%	+2
	Tenants Assertion	TA	3	▼	-25.0%	-1
	Counter Claim	CC	2	▼	-33.3%	-1
	Capias	CA	1	▲	-	+1
	Interrogatory-Not	IC	1	▲	-	+1
	Mechanic's Lien	ML	0	▼	-100.0%	-1
	Petition-Restore Arms	PR	0	▼	-100.0%	-1
	Third Party Claim	TH	0	▼	-100.0%	-1
Total			3,558	▲	14.6%	+454
Civil Commitments	Temporary Detention Order	TD	47	▲	+23.7%	+9
	Emergency Custody Order	EC	13	▼	-7.1%	-1
	Mental Commitment	MC	3	▲	+50.0%	+1
	Total			63	▲	16.7%
GRAND TOTAL			14,094	▲	15.9%	+1,935

Filings by Major Case Category**

Category	Summary	Change	% Change	Absolute Change
Felony	628	▲	+2.3%	+14
Garnishment	995	▲	-11.5%	-129
General Civil	1,773	▼	+35.0%	+460
Infraction/Civil Violation	5,445	▼	+8.6%	+433

* Compared to same time period as previous year

** Case Type Categories are defined in the 2017 Virginia Judicial Workload Assessment



CPSS - GCMS CASELOAD STATISTICS OF THE GENERAL DISTRICT COURTS

January 2024 thru July 2024 Filings (Compared to January 2023 thru July 2023)

Landlord /Tenant	294	▼	+12.6%	+33
Misdemeanor	4,035	▲	+32.2%	+982
Other	792	▲	+18.2%	+122
Protective Orders	132	▲	+17.9%	+20
GRAND TOTAL	14,094	▲	15.9%	+1,935

* Compared to same time period as previous year

** Case Type Categories are defined in the 2017 Virginia Judicial Workload Assessment
Source: SCV-SQL-Information

2024 Overall GRAND TOTAL		Distribution of Caseload			Change*		Percentage (%) of Caseload		
4,228	-1,837	Criminal	563	13%	3.1% ▲	+17	Criminal	2023 9.0%	2024 13.3%
		Traffic	2,959	70%	-40.1% ▼	-1,985	Traffic	81.5%	70.0%
		Civil	683	16%	26.7% ▲	+144	Civil	8.9%	16.2%
		Civil Commitments	23	1%	-36.1% ▼	-13	Civil Commitments	0.6%	0.5%
		GRAND TOTAL	4,228	100%	-30.3% ▼	-1,837	GRAND TOTAL	100%	100%

Filings by Division & Code

Division	Case Type Description	Code	Summary	Change	% Change	Absolute Change
Criminal	Misdemeanor	M	323	▼	-3.0%	-10
	Felony	F	120	▲	+9.1%	+10
	Civil Violation	CV	45	▼	-15.1%	-8
	Show Cause	SC	38	▲	+111.1%	+20
	Capias	CA	37	▲	+15.6%	+5
	Total			563	▲	3.1%
Traffic	Infraction	I	2,392	▼	-43.5%	-1,845
	Misdemeanor	M	520	▼	-22.5%	-151
	Felony	F	23	▲	+27.8%	+5
	Capias	CA	15	▲	+25.0%	+3
	Show Cause	SC	7	▲	+16.7%	+1
	Civil Violation	CV	1	▲	-	+1
	Restricted Operators License	RL	1	▲	-	+1
	Total			2,959	▼	-40.1%
Civil	Warrant in Debt	WD	278	▲	+55.3%	+99
	Garnishment	GA	138	▲	+31.4%	+33
	Unlawful Detainer	UD	100	▲	+1.0%	+1
	Admin License	AL	68	▲	+30.8%	+16
	Other	OT	22	▼	-33.3%	-11
	Preliminary Protective Order	PP	14	▼	-22.2%	-4
	Show Cause	SC	14	▲	+16.7%	+2
	Overweight	OC	11	▲	+83.3%	+5
	Protective Order	PO	11	▲	+10.0%	+1
	Impoundment	IM	9	▲	+28.6%	+2
	Abstract	AJ	7	▲	+133.3%	+4
	Interrogatory	IN	6	↔	-	-
	Motion for Judgment	MJ	2	▲	+100.0%	+1
	Tenants Assertion	TA	2	▼	-33.3%	-1
	Detinue	DT	1	▼	-75.0%	-3
Capias	CA	0	▼	-100.0%	-1	
Total			683	▲	26.7%	+144
Civil Commitments	Temporary Detention Order	TD	20	▼	-20.0%	-5
	Emergency Custody Order	EC	3	▼	-72.7%	-8
	Total			23	▼	-36.1%
GRAND TOTAL			4,228	▼	-30.3%	-1,837

Filings by Major Case Category**

Category	Summary	Change	% Change	Absolute Change
Felony	143	▲	+11.7%	+15
Garnishment	144	▲	+29.7%	+33
General Civil	283	▲	+49.7%	+94
Infraction/Civil Violation	2,449	▲	-43.0%	-1,847
Landlord /Tenant	102	▼	-	0
Misdemeanor	844	▲	-15.9%	-160
Other	238	▲	+15.0%	+31
Protective Orders	25	▼	-10.7%	-3
GRAND TOTAL	4,228	▼	-30.3%	-1,837

* Compared to same time period as previous year


** Case Type Categories are defined in the 2017 Virginia Judicial Workload Assessment

* Compared to same time period as previous year

** Case Type Categories are defined in the 2017 Virginia Judicial Workload Assessment
Source: SCV-SQL-Information

CPSS - GCMS CASELOAD STATISTICS OF THE GENERAL DISTRICT COURTS

January 2024 thru July 2024 Filings (Compared to January 2023 thru July 2023)

2024 Overall GRAND TOTAL		Distribution of Caseload			Change*		Percentage (%) of Caseload		
1,649	-222	Criminal	355	22%	17.5% ▲	+53	Criminal	2023	2024
		Traffic	866	53%	-25.9% ▼	-303	Traffic	62.5%	52.5%
		Civil	397	24%	12.8% ▲	+45	Civil	18.8%	24.1%
		Civil Commitments	31	2%	-35.4% ▼	-17	Civil Commitments	2.6%	1.9%
		GRAND TOTAL	1,649	100%	-11.9% ▼	-222	GRAND TOTAL	100%	100%

Filings by Division & Code

Division	Case Type Description	Code	Summary	Change	% Change	Absolute Change
Criminal	Misdemeanor	M	268	▲	+27.0%	+57
	Felony	F	56	▲	+24.4%	+11
	Capias	CA	15	▼	-16.7%	-3
	Show Cause	SC	10	▼	-56.5%	-13
	Civil Violation	CV	6	▲	+20.0%	+1
	Total			355	▲	17.5%
Traffic	Infraction	I	735	▼	-24.6%	-240
	Misdemeanor	M	122	▼	-30.3%	-53
	Felony	F	4	▲	+33.3%	+1
	Show Cause	SC	3	▼	-57.1%	-4
	Capias	CA	1	▼	-87.5%	-7
	Restricted Operators License	RL	1	↔		-
	Total			866	▼	-25.9%
Civil	Warrant in Debt	WD	188	▲	+23.7%	+36
	Garnishment	GA	83	▲	+13.7%	+10
	Unlawful Detainer	UD	36	▲	+12.5%	+4
	Other	OT	30	▲	-6.3%	-2
	Admin License	AL	18	▼	-10.0%	-2
	Preliminary Protective Order	PP	16	▼	-27.3%	-6
	Detinue	DT	11	▲	+83.3%	+5
	Interrogatory	IN	6	▲	+200.0%	+4
	Show Cause	SC	3	▼	-50.0%	-3
	Abstract	AJ	2	▲	+100.0%	+1
	Impoundment	IM	2	▲	+100.0%	+1
	Capias	CA	1	▲	-	+1
	Tenants Assertion	TA	1	↔		-
	Overweight	OC	0	▼	-100.0%	-1
	Protective Order	PO	0	▼	-100.0%	-3
	Total			397	▲	12.8%
Civil Commitments	Mental Commitment	MC	15	▼	-40.0%	-10
	Temporary Detention Order	TD	10	▼	-23.1%	-3
	Emergency Custody Order	EC	3	▼	-50.0%	-3
	Other	OT	3	▼	-25.0%	-1
Total			31	▼	-35.4%	-17
GRAND TOTAL			1,649	▼	-11.9%	-222

Filings by Major Case Category**

Category	Summary	Change	% Change	Absolute Change
Felony	60	▲	+25.0%	+12
Garnishment	89	▲	+18.7%	+14
General Civil	204	▲	+26.7%	+43
Infraction/Civil Violation	741	▼	-24.5%	-240
Involuntary Civil Commitments	3	▼	-25.0%	-1
Landlord /Tenant	37	▲	+12.1%	+4
Misdemeanor	391	▼	+1.0%	+4
Other	108	▲	-31.2%	-49
Protective Orders	16	▼	-36.0%	-9

* Compared to same time period as previous year

** Case Type Categories are defined in the 2017 Virginia Judicial Workload Assessment

CPSS - GCMS CASELOAD STATISTICS OF THE GENERAL DISTRICT COURTS

January 2024 thru July 2024 Filings (Compared to January 2023 thru July 2023)


Lancaster

District: 15 FIPS: 103

<i>GRAND TOTAL</i>	1,649	▼	-11.9%	-222
---------------------------	--------------	---	--------	------

* Compared to same time period as previous year

** Case Type Categories are defined in the 2017 Virginia Judicial Workload Assessment
Source: SCV-SQL-Information

2024 Overall GRAND TOTAL		Distribution of Caseload			Change*		Percentage (%) of Caseload		
976 	-466	Criminal	202	21%	-39.2% ▼	-130	Criminal	2023	2024
		Traffic	502	51%	-42.2% ▼	-367	Traffic	23.0%	20.7%
		Civil	266	27%	12.7% ▲	+30	Civil	60.3%	51.4%
		Civil Commitments	6	1%	20.0% ▲	+1	Civil Commitments	16.4%	27.3%
		GRAND TOTAL	976	100%	-32.3% ▼	-466	GRAND TOTAL	0.3%	0.6%
							GRAND TOTAL	100%	100%

Filings by Division & Code

Division	Case Type Description	Code	Summary	Change	% Change	Absolute Change
Criminal	Misdemeanor	M	129	▼	-37.7%	-78
	Felony	F	46	▼	-53.5%	-53
	Show Cause	SC	13	▲	+116.7%	+7
	Civil Violation	CV	7	▼	-30.0%	-3
	Capias	CA	6	▼	-33.3%	-3
	Motion	MO	1	↔		-
	Total			202	▼	-39.2%
Traffic	Infraction	I	357	▼	-48.6%	-337
	Misdemeanor	M	135	▼	-19.2%	-32
	Show Cause	SC	6	▲	+100.0%	+3
	Felony	F	3	↔		-
	Capias	CA	1	▲	-	+1
	Restricted Operators License	RL	0	▼	-100.0%	-2
	Total			502	▼	-42.2%
Civil	Warrant in Debt	WD	135	▲	+50.0%	+45
	Garnishment	GA	55	▼	-6.8%	-4
	Other	OT	20	↔	+42.9%	+6
	Unlawful Detainer	UD	20	▼	-16.7%	-4
	Protective Order	PO	11	▲	-	+11
	Preliminary Protective Order	PP	8	▲	+100.0%	+4
	Admin License	AL	4	▼	-63.6%	-7
	Detinue	DT	3	▲	+50.0%	+1
	Abstract	AJ	2	▼	-50.0%	-2
	Impoundment	IM	2	▼	-71.4%	-5
	Interrogatory	IN	2	▼	-71.4%	-5
	Bond Forfeiture	BF	1	▼	-80.0%	-4
	Motion for Judgment	MJ	1	↔		-
	Show Cause	SC	1	▼	-85.7%	-6
	Tenants Assertion	TA	1	↔		-
Total			266	▲	12.7%	+30
Civil Commitments	Temporary Detention Order	TD	6	▲	+50.0%	+2
	Emergency Custody Order	EC	0	▼	-100.0%	-1
Total			6	▲	20.0%	+1
GRAND TOTAL			976	▼	-32.3%	-466

Filings by Major Case Category**



Category	Summary	Change	% Change	Absolute Change
Felony	49	▼	-52.0%	-53
Garnishment	57	▼	-13.6%	-9
General Civil	139	↔	+43.3%	+42
Infraction/Civil Violation	364	▼	-48.3%	-340
Landlord /Tenant	21	▼	-16.0%	-4
Misdemeanor	264	▼	-29.8%	-112
Other	63	▲	-7.4%	-5
Protective Orders	19	▲	+375.0%	+15
GRAND TOTAL	976	▼	-32.3%	-466

* Compared to same time period as previous year

** Case Type Categories are defined in the 2017 Virginia Judicial Workload Assessment

* Compared to same time period as previous year

** Case Type Categories are defined in the 2017 Virginia Judicial Workload Assessment
Source: SCV-SQL-Information

2024 Overall GRAND TOTAL		Distribution of Caseload			Change*		Percentage (%) of Caseload		
2,146	-22	Criminal	233	11%	50.3% ▲	+78	Criminal	2023	2024
		Traffic	769	36%	-20.1% ▼	-194	Traffic	7.1%	10.9%
2024 		Civil	1,139	53%	9.1% ▲	+95	Civil	44.4%	35.8%
2023 		Civil Commitments	5	0%	-16.7% ▼	-1	Civil Commitments	48.2%	53.1%
		GRAND TOTAL	2,146	100%	-1.0% ▼	-22	GRAND TOTAL	0.3%	0.2%
							GRAND TOTAL	100%	100%

Filings by Division & Code



Division	Case Type Description	Code	Summary	Change	% Change	Absolute Change
Criminal	Misdemeanor	M	136	▲	+60.0%	+51
	Felony	F	76	▲	+137.5%	+44
	Capias	CA	10	▼	-44.4%	-8
	Show Cause	SC	7	▼	-50.0%	-7
	Civil Violation	CV	2	▼	-66.7%	-4
	Restricted Operators License	RL	2	▲	-	+2
	Total			233	▲	50.3%
Traffic	Infraction	I	655	▼	-20.4%	-168
	Misdemeanor	M	112	▼	-17.0%	-23
	Felony	F	2	↔	-	-
	Capias	CA	0	▼	-100.0%	-1
	Civil Violation	CV	0	▼	-100.0%	-1
	Show Cause	SC	0	▼	-100.0%	-1
	Total			769	▼	-20.1%
Civil	Warrant in Debt	WD	1,043	▲	+11.1%	+104
	Garnishment	GA	37	▼	-11.9%	-5
	Unlawful Detainer	UD	28	▲	+3.7%	+1
	Other	OT	12	▼	-20.0%	-3
	Admin License	AL	5	▼	-37.5%	-3
	Preliminary Protective Order	PP	4	▼	-20.0%	-1
	Detinue	DT	3	▲	-	+3
	Counter Claim	CC	2	▲	-	+2
	Show Cause	SC	2	▲	+100.0%	+1
	Impoundment	IM	1	▼	-75.0%	-3
	Interrogatory	IN	1	↔	-	-
	Motion for Judgment	MJ	1	▲	-	+1
	Protective Order	PO	0	▼	-100.0%	-1
	Restricted Operators License	RL	0	▼	-100.0%	-1
Total			1,139	▲	9.1%	+95
Civil Commitments	Temporary Detention Order	TD	5	▼	-16.7%	-1
Total			5	▼	-16.7%	-1
GRAND TOTAL			2,146	▼	-1.0%	-22

Filings by Major Case Category**

Category	Summary	Change	% Change	Absolute Change
Felony	78	▲	+129.4%	+44
Garnishment	38	▼	-11.6%	-5
General Civil	1,050	▲	+11.2%	+106
Infraction/Civil Violation	657	▼	-20.8%	-173
Landlord /Tenant	28	▲	+3.7%	+1
Misdemeanor	250	▲	+13.1%	+29
Other	41	▲	-34.9%	-22
Protective Orders	4	▼	-33.3%	-2
GRAND TOTAL		2,146	▼	-1.0%
				-22

* Compared to same time period as previous year

** Case Type Categories are defined in the 2017 Virginia Judicial Workload Assessment

2024 Overall GRAND TOTAL		Distribution of Caseload			Change*		Percentage (%) of Caseload		
16,491	+1,911	Criminal	2,120	13%	-2.7% ▼	-58	Criminal	2023	2024
		Traffic	8,514	52%	18.3% ▲	+1,317	Traffic	14.9%	12.9%
		Civil	5,618	34%	13.4% ▲	+665	Civil	49.4%	51.6%
		Civil Commitments	239	1%	-5.2% ▼	-13	Civil Commitments	34.0%	34.1%
		GRAND TOTAL	16,491	100%	13.1% ▲	+1,911	GRAND TOTAL	1.7%	1.4%
							GRAND TOTAL	100%	100%

Filings by Division & Code

Division	Case Type Description	Code	Summary	Change	% Change	Absolute Change
Criminal	Misdemeanor	M	1,284	▲	+3.0%	+38
	Felony	F	556	▼	-14.7%	-96
	Capias	CA	190	▼	-2.1%	-4
	Civil Violation	CV	53	▲	+1.9%	+1
	Show Cause	SC	37	▲	+8.8%	+3
	Total			2,120	▼	-2.7%
Traffic	Infraction	I	6,625	▲	+19.7%	+1,089
	Misdemeanor	M	1,824	▲	+14.0%	+224
	Capias	CA	44	▲	+33.3%	+11
	Felony	F	15	▼	-28.6%	-6
	Show Cause	SC	5	▼	-16.7%	-1
	Civil Violation	CV	1	↔		-
	Total			8,514	▲	18.3%
Civil	Warrant in Debt	WD	2,839	▲	+26.3%	+591
	Garnishment	GA	1,341	▲	+4.3%	+55
	Unlawful Detainer	UD	739	▲	+4.8%	+34
	Other	OT	130	▲	+44.4%	+40
	Preliminary Protective Order	PP	105	▼	-10.3%	-12
	Admin License	AL	90	▼	-17.4%	-19
	Show Cause	SC	76	▲	+61.7%	+29
	Protective Order	PO	72	▼	-16.3%	-14
	Interrogatory	IN	65	▲	+103.1%	+33
	Abstract	AJ	40	▼	-34.4%	-21
	Detinue	DT	40	▼	-29.8%	-17
	Impoundment	IM	32	▼	-42.9%	-24
	Motion for Judgment	MJ	29	▼	-23.7%	-9
	Capias	CA	7	▲	+250.0%	+5
	Bond Forfeiture	BF	4	▲	+33.3%	+1
	Counter Claim	CC	3	▼	-57.1%	-4
	Petition-Restore Arms	PR	3	▲	+50.0%	+1
	Tenants Assertion	TA	2	▼	-33.3%	-1
	Overweight	OC	1	▲	-	+1
	Cross Claim	CR	0	▼	-100.0%	-1
	Restricted Operators License	RL	0	▼	-100.0%	-1
Third Party Claim	TH	0	▼	-100.0%	-2	
Total			5,618	▲	13.4%	+665
Civil Commitments	Temporary Detention Order	TD	139	▼	-4.1%	-6
	Emergency Custody Order	EC	60	▲	+1.7%	+1
	Mental Commitment	MC	37	▼	-9.8%	-4
	Other	OT	3	▼	-57.1%	-4
	Total			239	▼	-5.2%
GRAND TOTAL			16,491	▲	13.1%	+1,911

Filings by Major Case Category**

Category	Summary	Change	% Change	Absolute Change
Felony	571	▼	-15.2%	-102
Garnishment	1,406	▲	+6.7%	+88
General Civil	2,927	▲	+24.7%	+580

* Compared to same time period as previous year

** Case Type Categories are defined in the 2017 Virginia Judicial Workload Assessment

Source: SCV-SQL-Information

CPSS - GCMS CASELOAD STATISTICS OF THE GENERAL DISTRICT COURTS
 January 2024 thru July 2024 Filings (Compared to January 2023 thru July 2023)

Infraction/Civil Violation	6,680	▲	+19.5%	+1,091
Involuntary Civil Commitments	3	▼	-57.1%	-4
Landlord /Tenant	741	▼	+4.7%	+33
Misdemeanor	3,108	▼	+9.2%	+261
Other	878	▲	-1.1%	-10
Protective Orders	177	▼	-12.8%	-26
GRAND TOTAL	16,491	▲	13.1%	+1,911

* Compared to same time period as previous year



** Case Type Categories are defined in the 2017 Virginia Judicial Workload Assessment
 Source: SCV-SQL-Information

CPSS - GCMS CASELOAD STATISTICS OF THE GENERAL DISTRICT COURTS

January 2024 thru July 2024 Filings (Compared to January 2023 thru July 2023)

Stafford

District: 15 FIPS: 179

2024 Overall GRAND TOTAL		Distribution of Caseload			Change*		Percentage (%) of Caseload		
16,866	+1,422	Criminal	3,356	20%	-3.3% ▼	-115	Criminal	2023	2024
		Traffic	7,991	47%	6.9% ▲	+513	Traffic	48.4%	47.4%
		Civil	5,357	32%	22.6% ▲	+987	Civil	28.3%	31.8%
		Civil Commitments	162	1%	29.6% ▲	+37	Civil Commitments	0.8%	1.0%
		GRAND TOTAL	16,866	100%	9.2% ▲	+1,422	GRAND TOTAL	100%	100%

Filings by Division & Code

Division	Case Type Description	Code	Summary	Change	% Change	Absolute Change
Criminal	Misdemeanor	M	1,828	▼	-1.6%	-29
	Felony	F	952	▼	-17.6%	-204
	Capias	CA	381	▲	+22.5%	+70
	Civil Violation	CV	100	▲	+11.1%	+10
	Show Cause	SC	95	▲	+66.7%	+38
	Total			3,356	▼	-3.3%
Traffic	Infraction	I	5,966	▲	+6.5%	+362
	Misdemeanor	M	1,877	▲	+9.9%	+169
	Felony	F	75	▼	-1.3%	-1
	Capias	CA	51	▼	-8.9%	-5
	Civil Violation	CV	17	▼	-37.0%	-10
	Show Cause	SC	5	▼	-28.6%	-2
Total			7,991	▲	6.9%	+513
Civil	Warrant in Debt	WD	2,261	▲	+35.6%	+594
	Garnishment	GA	1,324	▲	+32.5%	+325
	Unlawful Detainer	UD	809	▲	+12.4%	+89
	Admin License	AL	170	▼	-9.1%	-17
	Impoundment	IM	165	▲	+11.5%	+17
	Other	OT	141	▼	-11.9%	-19
	Show Cause	SC	140	▼	-4.8%	-7
	Preliminary Protective Order	PP	97	▲	+10.2%	+9
	Interrogatory	IN	49	▼	-32.9%	-24
	Abstract	AJ	48	▼	-43.5%	-37
	Bond Forfeiture	BF	47	▲	+62.1%	+18
	Motion for Judgment	MJ	39	▲	+95.0%	+19
	Protective Order	PO	27	▲	+12.5%	+3
	Tenants Assertion	TA	11	▲	+120.0%	+6
	Zoning Violation	ZO	11	▲	-	+11
	Detinue	DT	7	▼	-30.0%	-3
	Capias	CA	6	▲	+50.0%	+2
	Restricted Operators License	RL	2	▲	-	+2
	Attachment	AT	1	▲	-	+1
	Counter Claim	CC	1	▼	-75.0%	-3
Overweight	OC	1	▲	-	+1	
Total			5,357	▲	22.6%	+987
Civil Commitments	Temporary Detention Order	TD	104	▲	+70.5%	+43
	Emergency Custody Order	EC	57	▼	-9.5%	-6
	Mental Commitment	MC	1	▲	-	+1
	Medical Emergency Temporary Detention Order	MT	0	▼	-100.0%	-1
Total			162	▲	29.6%	+37
GRAND TOTAL			16,866	▲	9.2%	+1,422

Filings by Major Case Category**

Category	Summary	Change	% Change	Absolute Change
Felony	1,027	▼	-16.6%	-205
Garnishment	1,373	▼	+28.1%	+301
General Civil	2,347	▲	+35.5%	+615
Infraction/Civil Violation	6,084	▲	+6.3%	+363

* Compared to same time period as previous year

** Case Type Categories are defined in the 2017 Virginia Judicial Workload Assessment

CPSS - GCMS CASELOAD STATISTICS OF THE GENERAL DISTRICT COURTS

January 2024 thru July 2024 Filings (Compared to January 2023 thru July 2023)

Stafford

District: 15 FIPS: 179

Landlord /Tenant	820	▲	+13.1%	+95
Misdemeanor	3,718	▲	+4.3%	+153
Other	1,373	▲	+6.8%	+88
Protective Orders	124	▲	+10.7%	+12
GRAND TOTAL	16,866	▲	9.2%	+1,422

* Compared to same time period as previous year

** Case Type Categories are defined in the 2017 Virginia Judicial Workload Assessment
Source: SCV-SQL-Information

2024 Overall GRAND TOTAL		Distribution of Caseload			Change*		Percentage (%) of Caseload		
2,869	-34	Criminal	334	12%	13.2% ▲	+39	Criminal	2023	2024
		Traffic	1,889	66%	-10.8% ▼	-228	Traffic	10.2%	11.6%
2024		Civil	615	21%	30.3% ▲	+143	Civil	72.9%	65.8%
2023		Civil Commitments	31	1%	63.2% ▲	+12	Civil Commitments	16.3%	21.4%
		GRAND TOTAL	2,869	100%	-1.2% ▼	-34	GRAND TOTAL	0.7%	1.1%
							GRAND TOTAL	100%	100%

Filings by Division & Code

Division	Case Type Description	Code	Summary	Change	% Change	Absolute Change
Criminal	Misdemeanor	M	237	▲	+26.1%	+49
	Felony	F	75	▼	-6.3%	-5
	Capias	CA	12	↔		-
	Show Cause	SC	6	▲	+20.0%	+1
	Civil Violation	CV	4	▼	-60.0%	-6
	Total			334	▲	13.2%
Traffic	Infraction	I	1,543	▼	-15.5%	-283
	Misdemeanor	M	308	▲	+24.7%	+61
	Capias	CA	16	▼	-11.1%	-2
	Felony	F	9	▲	+28.6%	+2
	Show Cause	SC	9	▼	-40.0%	-6
	Civil Violation	CV	4	↔		-
	Total			1,889	▼	-10.8%
Civil	Warrant in Debt	WD	301	▲	+63.6%	+117
	Garnishment	GA	110	▼	-10.6%	-13
	Unlawful Detainer	UD	73	▲	+30.4%	+17
	Impoundment	IM	40	▼	-4.8%	-2
	Other	OT	38	▲	+26.7%	+8
	Admin License	AL	26	▲	+30.0%	+6
	Protective Order	PO	15	▲	+87.5%	+7
	Interrogatory	IN	4	▲	-	+4
	Preliminary Protective Order	PP	4	▲	+100.0%	+2
	Show Cause	SC	3	▲	-	+3
	Detinue	DT	1	↔		-
	Abstract	AJ	0	▼	-100.0%	-5
	Motion for Judgment	MJ	0	▼	-100.0%	-1
	Total			615	▲	30.3%
Civil Commitments	Temporary Detention Order	TD	28	▲	+75.0%	+12
	Emergency Custody Order	EC	3	↔		-
	Total			31	▲	63.2%
GRAND TOTAL			2,869	▼	-1.2%	-34

Filings by Major Case Category**

Category	Summary	Change	% Change	Absolute Change
Felony	84	▲	-3.4%	-3
Garnishment	114	▲	-7.3%	-9
General Civil	308	▼	+61.3%	+117
Infraction/Civil Violation	1,551	▼	-15.7%	-289
Landlord /Tenant	73	▲	+30.4%	+17
Misdemeanor	545	▲	+25.3%	+110
Other	175	▲	+8.7%	+14
Protective Orders	19	▲	+90.0%	+9
GRAND TOTAL		2,869	▼	-1.2%
				-34



* Compared to same time period as previous year

** Case Type Categories are defined in the 2017 Virginia Judicial Workload Assessment

Source: SCV-SQL-Information

CPSS - GCMS CASELOAD STATISTICS OF THE GENERAL DISTRICT COURTS

January 2024 thru July 2024 Filings (Compared to January 2023 thru July 2023)

2024 Overall GRAND TOTAL		Distribution of Caseload			Change*		Percentage (%) of Caseload		
10,534	-1,115	Criminal	1,464	14%	7.1% ▲	+97	Criminal	2023	2024
		Traffic	5,329	51%	-21.1% ▼	-1,422	Traffic	11.7%	13.9%
		Civil	3,590	34%	6.4% ▲	+217	Civil	58.0%	50.6%
		Civil Commitments	151	1%	-4.4% ▼	-7	Civil Commitments	29.0%	34.1%
		GRAND TOTAL	10,534	100%	-9.6% ▼	-1,115	GRAND TOTAL	1.4%	1.4%
							GRAND TOTAL	100%	100%

Filings by Division & Code

Division	Case Type Description	Code	Summary	Change	% Change	Absolute Change
Criminal	Misdemeanor	M	813	▲	+6.3%	+48
	Felony	F	315	▲	+4.3%	+13
	Capias	CA	151	▲	+3.4%	+5
	Show Cause	SC	136	▲	+8.8%	+11
	Civil Violation	CV	49	▲	+69.0%	+20
	Total			1,464	▲	7.1%
Traffic	Infraction	I	4,257	▼	-22.1%	-1,209
	Misdemeanor	M	977	▼	-17.8%	-211
	Capias	CA	38	▼	-19.1%	-9
	Show Cause	SC	36	▲	+56.5%	+13
	Felony	F	17	▼	-34.6%	-9
	Civil Violation	CV	4	▲	+300.0%	+3
Total			5,329	▼	-21.1%	-1,422
Civil	Warrant in Debt	WD	1,367	▲	+15.5%	+183
	Garnishment	GA	886	▲	+26.4%	+185
	Unlawful Detainer	UD	759	▼	-3.9%	-31
	Other	OT	155	▼	-7.2%	-12
	Detinue	DT	89	▼	-42.6%	-66
	Protective Order	PO	76	▲	+13.4%	+9
	Preliminary Protective Order	PP	72	▼	-20.9%	-19
	Admin License	AL	48	▲	+29.7%	+11
	Abstract	AJ	41	▲	+78.3%	+18
	Interrogatory	IN	40	▼	-23.1%	-12
	Show Cause	SC	19	▼	-58.7%	-27
	Impoundment	IM	12	▼	-52.0%	-13
	Motion for Judgment	MJ	6	▼	-25.0%	-2
	Counter Claim	CC	5	▼	-64.3%	-9
	Tenants Assertion	TA	5	▲	+25.0%	+1
	Zoning Violation	ZO	5	▼	-16.7%	-1
	Bond Forfeiture	BF	1	▲	-	+1
	Distress Seizure	DS	1	▲	-	+1
	Overweight	OC	1	▲	-	+1
	Petition to Require Blood Test	BT	1	▲	-	+1
	Petition-Restore Arms	PR	1	↔	-	-
Capias	CA	0	▼	-100.0%	-2	
Total			3,590	▲	6.4%	+217
Civil Commitments	Temporary Detention Order	TD	101	▼	-7.3%	-8
	Emergency Custody Order	EC	49	↔	-	-
	Mental Commitment	MC	1	▲	-	+1
Total			151	▼	-4.4%	-7
GRAND TOTAL			10,534	▼	-9.6%	-1,115

Filings by Major Case Category**

Category	Summary	Change	% Change	Absolute Change
Felony	332	▼	+1.2%	+4
Garnishment	926	▲	+23.0%	+173
General Civil	1,510	▲	+8.0%	+112
Infraction/Civil Violation	4,311	▲	-21.6%	-1,185

* Compared to same time period as previous year

** Case Type Categories are defined in the 2017 Virginia Judicial Workload Assessment



CPSS - GCMS CASELOAD STATISTICS OF THE GENERAL DISTRICT COURTS

January 2024 thru July 2024 Filings (Compared to January 2023 thru July 2023)

Landlord /Tenant	764	▲	-3.8%	-30
Misdemeanor	1,795	▼	-8.4%	-164
Other	748	▲	-2.0%	-15
Protective Orders	148	▼	-6.3%	-10
GRAND TOTAL	10,534	▼	-9.6%	-1,115

* Compared to same time period as previous year

** Case Type Categories are defined in the 2017 Virginia Judicial Workload Assessment
Source: SCV-SQL-Information

2024 Overall GRAND TOTAL		Distribution of Caseload			Change*		Percentage (%) of Caseload		
4,322	-423	Criminal	982	23%	-0.9% ▼	-9	Criminal	20.9%	22.7%
		Traffic	1,391	32%	-27.9% ▼	-537	Traffic	40.6%	32.2%
		Civil	1,474	34%	10.2% ▲	+137	Civil	28.2%	34.1%
		Civil Commitments	475	11%	-2.9% ▼	-14	Civil Commitments	10.3%	11.0%
		GRAND TOTAL	4,322	100%	-8.9% ▼	-423	GRAND TOTAL	100%	100%

Filings by Division & Code

Division	Case Type Description	Code	Summary	Change	% Change	Absolute Change
Criminal	Misdemeanor	M	587	▲	+3.7%	+21
	Felony	F	160	▼	-24.2%	-51
	Capias	CA	120	▲	+7.1%	+8
	Show Cause	SC	98	▲	+32.4%	+24
	Civil Violation	CV	17	▼	-39.3%	-11
	Total			982	▼	-0.9%
Traffic	Infraction	I	1,124	▼	-29.0%	-459
	Misdemeanor	M	228	▼	-29.8%	-97
	Capias	CA	20	▲	+100.0%	+10
	Show Cause	SC	17	▲	+112.5%	+9
	Felony	F	2	▲	-	+2
	Civil Violation	CV	0	▼	-100.0%	-1
	Other	O	0	▼	-100.0%	-1
	Total			1,391	▼	-27.9%
Civil	Warrant in Debt	WD	617	▲	+24.1%	+120
	Garnishment	GA	318	▲	+10.8%	+31
	Unlawful Detainer	UD	237	▲	+30.9%	+56
	Other	OT	130	▼	-5.1%	-7
	Preliminary Protective Order	PP	47	▼	-32.9%	-23
	Protective Order	PO	41	▼	-29.3%	-17
	Admin License	AL	28	▼	-33.3%	-14
	Interrogatory	IN	15	▲	+7.1%	+1
	Abstract	AJ	11	▲	+1,000.0%	+10
	Motion for Judgment	MJ	10	▲	+42.9%	+3
	Show Cause	SC	8	▼	-50.0%	-8
	Detinue	DT	4	▼	-63.6%	-7
	Impoundment	IM	4	▼	-55.6%	-5
	Tenants Assertion	TA	3	▲	+50.0%	+1
	Counter Claim	CC	1	▼	-50.0%	-1
	Bond Forfeiture	BF	0	▼	-100.0%	-1
	Petition-Restore Arms	PR	0	▼	-100.0%	-1
	Zoning Violation	ZO	0	▼	-100.0%	-1
Total			1,474	▲	10.2%	+137
Civil Commitments	Mental Commitment	MC	192	▲	+26.3%	+40
	Temporary Detention Order	TD	119	▼	-24.2%	-38
	Emergency Custody Order	EC	105	▼	-9.5%	-11
	Other	OT	56	▼	-9.7%	-6
	Medical Emergency Temporary Detention Order	MT	3	▲	+200.0%	+2
	Medical Emergency Custody Order	ME	0	▼	-100.0%	-1
Total			475	▼	-2.9%	-14
GRAND TOTAL			4,322	▼	-8.9%	-423

Filings by Major Case Category**

Category	Summary	Change	% Change	Absolute Change
Felony	162	▲	-23.2%	-49
Garnishment	333	▲	+10.6%	+32
General Civil	660	▼	+20.0%	+110
Infraction/Civil Violation	1,141	▼	-29.3%	-472

* Compared to same time period as previous year

** Case Type Categories are defined in the 2017 Virginia Judicial Workload Assessment

CPSS - GCMS CASELOAD STATISTICS OF THE GENERAL DISTRICT COURTS
 January 2024 thru July 2024 Filings (Compared to January 2023 thru July 2023)



Involuntary Civil Commitments	56	▼	-9.7%	-6
Landlord /Tenant	240	▲	+31.1%	+57
Misdemeanor	815	▼	-8.6%	-77
Other	827	▲	+2.7%	+22
Protective Orders	88	▼	-31.3%	-40
GRAND TOTAL	4,322	▼	-8.9%	-423

* Compared to same time period as previous year

** Case Type Categories are defined in the 2017 Virginia Judicial Workload Assessment
 Source: SCV-SQL-Information

CPSS - GCMS CASELOAD STATISTICS OF THE GENERAL DISTRICT COURTS

January 2024 thru July 2024 Filings (Compared to January 2023 thru July 2023)

2024 Overall GRAND TOTAL		Distribution of Caseload			Change*		Percentage (%) of Caseload		
7,577	+511	Criminal	897	12%	-25.3% ▼	-304	Criminal	2023	2024
		Traffic	4,733	62%	10.9% ▲	+466	Traffic	17.0%	11.8%
		Civil	1,893	25%	23.2% ▲	+357	Civil	60.4%	62.5%
		Civil Commitments	54	1%	-12.9% ▼	-8	Civil Commitments	21.7%	25.0%
		GRAND TOTAL	7,577	100%	7.2% ▲	+511	GRAND TOTAL	0.9%	0.7%
							GRAND TOTAL	100%	100%

Filings by Division & Code

Division	Case Type Description	Code	Summary	Change	% Change	Absolute Change
Criminal	Misdemeanor	M	457	▼	-22.7%	-134
	Felony	F	236	▼	-33.0%	-116
	Capias	CA	91	▼	-17.3%	-19
	Show Cause	SC	91	▼	-20.9%	-24
	Civil Violation	CV	22	▼	-33.3%	-11
	Total			897	▼	-25.3%
Traffic	Infraction	I	3,072	▲	+10.9%	+303
	Misdemeanor	M	1,341	▲	+11.5%	+138
	Show Cause	SC	141	▲	+5.2%	+7
	Capias	CA	123	▲	+8.8%	+10
	Felony	F	35	▲	+34.6%	+9
	Civil Violation	CV	18	▲	+5.9%	+1
	Restricted Operators License	RL	3	▼	-40.0%	-2
	Total			4,733	▲	10.9%
Civil	Warrant in Debt	WD	904	▲	+49.2%	+298
	Garnishment	GA	472	▲	+2.8%	+13
	Unlawful Detainer	UD	217	▲	+14.8%	+28
	Other	OT	59	▲	+51.3%	+20
	Impoundment	IM	44	▲	+15.8%	+6
	Admin License	AL	41	▲	+10.8%	+4
	Preliminary Protective Order	PP	31	↔		-
	Protective Order	PO	24	▲	+4.3%	+1
	Detinue	DT	23	▼	-39.5%	-15
	Show Cause	SC	20	↔		-
	Interrogatory	IN	18	▲	+20.0%	+3
	Abstract	AJ	16	▲	+6.7%	+1
	Bond Forfeiture	BF	14	↔		-
	Overweight	OC	4	▲	-	+4
	Motion for Judgment	MJ	2	▼	-60.0%	-3
	Petition-Restore Arms	PR	2	▲	+100.0%	+1
	Capias	CA	1	▼	-66.7%	-2
	Zoning Violation	ZO	1	▲	-	+1
	Counter Claim	CC	0	▼	-100.0%	-2
	Petition to Require Blood Test	BT	0	▼	-100.0%	-1
Total			1,893	▲	23.2%	+357
Civil Commitments	Temporary Detention Order	TD	40	▼	-25.9%	-14
	Emergency Custody Order	EC	14	▲	+75.0%	+6
	Total			54	▼	-12.9%
GRAND TOTAL			7,577	▲	7.2%	+511

Filings by Major Case Category**

Category	Summary	Change	% Change	Absolute Change
Felony	271	▲	-28.3%	-107
Garnishment	490	▲	+3.4%	+16
General Civil	946	▲	+43.8%	+288
Infraction/Civil Violation	3,116	▲	+10.5%	+297
Landlord /Tenant	217	▲	+14.8%	+28
Misdemeanor	1,802	▲	+0.2%	+3

* Compared to same time period as previous year

** Case Type Categories are defined in the 2017 Virginia Judicial Workload Assessment



CPSS - GCMS CASELOAD STATISTICS OF THE GENERAL DISTRICT COURTS

January 2024 thru July 2024 Filings (Compared to January 2023 thru July 2023)

Other	680	▼	-2.2%	-15
Protective Orders	55	▲	+1.9%	+1
GRAND TOTAL	7,577	▲	7.2%	+511

* Compared to same time period as previous year

** Case Type Categories are defined in the 2017 Virginia Judicial Workload Assessment
Source: SCV-SQL-Information

2024 Overall GRAND TOTAL		Distribution of Caseload			Change*		Percentage (%) of Caseload			
2,534	-690	Criminal	288	11%	-0.3%	▼	-1	Criminal	2023: 9.0%	2024: 11.4%
		Traffic	1,657	65%	-30.7%	▼	-735	Traffic	74.2%	65.4%
		Civil	554	22%	11.2%	▲	+56	Civil	15.4%	21.9%
		Civil Commitments	35	1%	-22.2%	▼	-10	Civil Commitments	1.4%	1.4%
		GRAND TOTAL	2,534	100%	-21.4%	▼	-690	GRAND TOTAL	100%	100%

Filings by Division & Code

Division	Case Type Description	Code	Summary	Change	% Change	Absolute Change
Criminal	Misdemeanor	M	166	▲	+21.2%	+29
	Felony	F	58	▼	-13.4%	-9
	Show Cause	SC	37	▼	-11.9%	-5
	Civil Violation	CV	14	▼	-12.5%	-2
	Capias	CA	13	▼	-51.9%	-14
	Total			288	▼	-0.3%
Traffic	Infraction	I	1,303	▼	-36.3%	-741
	Misdemeanor	M	282	▼	-1.1%	-3
	Show Cause	SC	47	▲	+14.6%	+6
	Capias	CA	23	▲	+27.8%	+5
	Felony	F	2	▼	-50.0%	-2
	Total			1,657	▼	-30.7%
Civil	Warrant in Debt	WD	283	▲	+33.5%	+71
	Garnishment	GA	144	▲	+20.0%	+24
	Impoundment	IM	37	▼	-39.3%	-24
	Other	OT	22	▼	+10.0%	+2
	Preliminary Protective Order	PP	20	▲	+122.2%	+11
	Unlawful Detainer	UD	12	▼	-58.6%	-17
	Admin License	AL	9	▼	-25.0%	-3
	Interrogatory	IN	8	▼	-33.3%	-4
	Protective Order	PO	7	▼	-30.0%	-3
	Show Cause	SC	7	▲	+40.0%	+2
	Detinue	DT	3	▼	-40.0%	-2
	Motion for Judgment	MJ	1	↔		-
	Petition-Restore Arms	PR	1	▲	-	+1
	Overweight	OC	0	▼	-100.0%	-1
	Tenants Assertion	TA	0	▼	-100.0%	-1
Total			554	▲	11.2%	+56
Civil Commitments	Temporary Detention Order	TD	15	▼	-42.3%	-11
	Mental Commitment	MC	13	▲	+18.2%	+2
	Emergency Custody Order	EC	7	▼	-12.5%	-1
	Total			35	▼	-22.2%
GRAND TOTAL			2,534	▼	-21.4%	-690

Filings by Major Case Category**



Category	Summary	Change	% Change	Absolute Change
Felony	60	▼	-15.5%	-11
Garnishment	152	▼	+15.2%	+20
General Civil	290	▲	+28.3%	+64
Infraction/Civil Violation	1,317	▼	-36.1%	-744
Landlord /Tenant	12	▼	-60.0%	-18
Misdemeanor	448	▲	+6.2%	+26
Other	228	▼	-13.3%	-35
Protective Orders	27	▲	+42.1%	+8
GRAND TOTAL	2,534	▼	-21.4%	-690

* Compared to same time period as previous year

** Case Type Categories are defined in the 2017 Virginia Judicial Workload Assessment

CPSS - GCMS CASELOAD STATISTICS OF THE GENERAL DISTRICT COURTS

January 2024 thru July 2024 Filings (Compared to January 2023 thru July 2023)

2024 Overall GRAND TOTAL		Distribution of Caseload			Change*		Percentage (%) of Caseload			
4,156	-209	Criminal	303	7%	-2.3%	▼	-7	Criminal	2023: 7.1%	2024: 7.3%
		Traffic	3,362	81%	-9.6%	▼	-358	Traffic	85.2%	80.9%
		Civil	483	12%	44.6%	▲	+149	Civil	7.7%	11.6%
		Civil Commitments	8	0%	700.0%	▲	+7	Civil Commitments	0.0%	0.2%
		GRAND TOTAL	4,156	100%	-4.8%	▼	-209	GRAND TOTAL	100%	100%

Filings by Division & Code

Division	Case Type Description	Code	Summary	Change	% Change	Absolute Change
Criminal	Misdemeanor	M	204	▼	-13.2%	-31
	Felony	F	53	▲	+89.3%	+25
	Civil Violation	CV	21	▲	+16.7%	+3
	Show Cause	SC	17	▲	+54.5%	+6
	Capias	CA	8	▼	-55.6%	-10
	Total			303	▼	-2.3%
Traffic	Infraction	I	2,693	▼	-7.9%	-232
	Misdemeanor	M	661	▼	-15.6%	-122
	Civil Violation	CV	2	▲	-	+2
	Felony	F	2	▼	-33.3%	-1
	Show Cause	SC	2	↔	-	-
	Capias	CA	1	▼	-85.7%	-6
	Other	O	1	▲	-	+1
	Total			3,362	▼	-9.6%
Civil	Warrant in Debt	WD	244	▲	+100.0%	+122
	Garnishment	GA	92	▲	+10.8%	+9
	Admin License	AL	50	▲	+19.0%	+8
	Unlawful Detainer	UD	31	▲	+24.0%	+6
	Other	OT	20	▼	-16.7%	-4
	Impoundment	IM	11	▲	+57.1%	+4
	Preliminary Protective Order	PP	7	▼	-36.4%	-4
	Motion for Judgment	MJ	6	▲	+200.0%	+4
	Overweight	OC	6	▲	-	+6
	Protective Order	PO	6	▲	+50.0%	+2
	Show Cause	SC	6	▲	+20.0%	+1
	Interrogatory	IN	2	▼	-60.0%	-3
	Abstract	AJ	1	▲	-	+1
	Detinue	DT	1	↔	-	-
	Counter Claim	CC	0	▼	-100.0%	-2
Third Party Claim	TH	0	▼	-100.0%	-1	
Total			483	▲	44.6%	+149
Civil Commitments	Emergency Custody Order	EC	5	▲	+400.0%	+4
	Temporary Detention Order	TD	3	▲	-	+3
	Total		8	▲	700.0%	+7
GRAND TOTAL			4,156	▼	-4.8%	-209

Filings by Major Case Category**

Category	Summary	Change	% Change	Absolute Change
Felony	55	▲	+77.4%	+24
Garnishment	94	▼	+6.8%	+6
General Civil	257	▲	+97.7%	+127
Infraction/Civil Violation	2,723	▲	-7.5%	-220
Landlord /Tenant	31	▲	+24.0%	+6
Misdemeanor	865	▼	-15.0%	-153
Other	118	▲	+2.6%	+3
Protective Orders	13	▲	-13.3%	-2
GRAND TOTAL	4,156	▼	-4.8%	-209

* Compared to same time period as previous year

** Case Type Categories are defined in the 2017 Virginia Judicial Workload Assessment

* Compared to same time period as previous year



** Case Type Categories are defined in the 2017 Virginia Judicial Workload Assessment
Source: SCV-SQL-Information

CPSS - GCMS CASELOAD STATISTICS OF THE GENERAL DISTRICT COURTS

January 2024 thru July 2024 Filings (Compared to January 2023 thru July 2023)

Greene

District: 16 FIPS: 079

2024 Overall GRAND TOTAL		Distribution of Caseload			Change*		Percentage (%) of Caseload		
4,236	+1,617	Criminal	360	8%	5.6% ▲	+19	Criminal	2023	2024
		Traffic	3,254	77%	81.4% ▲	+1,460	Traffic	13.0%	8.5%
		Civil	601	14%	31.2% ▲	+143	Civil	68.5%	76.8%
		Civil Commitments	21	0%	-19.2% ▼	-5	Civil Commitments	17.5%	14.2%
		GRAND TOTAL	4,236	100%	61.7% ▲	+1,617	GRAND TOTAL	1.0%	0.5%
							GRAND TOTAL	100%	100%

Filings by Division & Code

Division	Case Type Description	Code	Summary	Change	% Change	Absolute Change
Criminal	Misdemeanor	M	225	▲	+12.5%	+25
	Felony	F	65	▲	+10.2%	+6
	Civil Violation	CV	30	↔		-
	Capias	CA	22	▼	-18.5%	-5
	Show Cause	SC	17	▼	-29.2%	-7
	Restricted Operators License	RL	1	↔		-
	Total			360	▲	5.6%
Traffic	Infraction	I	2,894	▲	+90.1%	+1,372
	Misdemeanor	M	351	▲	+37.1%	+95
	Felony	F	4	↔		-
	Capias	CA	2	▼	-50.0%	-2
	Civil Violation	CV	1	▼	-75.0%	-3
	Restricted Operators License	RL	1	↔		-
	Show Cause	SC	1	▼	-66.7%	-2
Total			3,254	▲	81.4%	+1,460
Civil	Warrant in Debt	WD	241	▲	+63.9%	+94
	Garnishment	GA	155	▲	+15.7%	+21
	Unlawful Detainer	UD	51	▲	+13.3%	+6
	Other	OT	28	▲	+33.3%	+7
	Preliminary Protective Order	PP	28	▲	+75.0%	+12
	Protective Order	PO	26	▲	+73.3%	+11
	Admin License	AL	25	▼	-28.6%	-10
	Impoundment	IM	13	▲	+116.7%	+7
	Show Cause	SC	11	▼	-26.7%	-4
	Abstract	AJ	8	↔		-
	Tenants Assertion	TA	5	▲	-	+5
	Interrogatory	IN	4	▼	-20.0%	-1
	Motion for Judgment	MJ	4	▼	-33.3%	-2
	Detinue	DT	1	▲	-	+1
	Zoning Violation	ZO	1	▲	-	+1
	Counter Claim	CC	0	▼	-100.0%	-2
	Overweight	OC	0	▼	-100.0%	-1
Petition-Restore Arms	PR	0	▼	-100.0%	-2	
Total			601	▲	31.2%	+143
Civil Commitments	Temporary Detention Order	TD	16	▼	-23.8%	-5
	Emergency Custody Order	EC	5	↔		-
	Total		21	▼	-19.2%	-5
GRAND TOTAL			4,236	▲	61.7%	+1,617

Filings by Major Case Category**

Category	Summary	Change	% Change	Absolute Change
Felony	69	▲	+9.5%	+6
Garnishment	159	▼	+14.4%	+20
General Civil	254	▲	+60.8%	+96
Infraction/Civil Violation	2,925	▼	+87.9%	+1,368
Landlord /Tenant	56	▲	+24.4%	+11
Misdemeanor	579	▲	+26.4%	+121
Other	140	▼	-16.7%	-28

* Compared to same time period as previous year

** Case Type Categories are defined in the 2017 Virginia Judicial Workload Assessment

CPSS - GCMS CASELOAD STATISTICS OF THE GENERAL DISTRICT COURTS

January 2024 thru July 2024 Filings (Compared to January 2023 thru July 2023)



Greene

District: 16 FIPS: 079

Protective Orders	54	▲	+74.2%	+23
GRAND TOTAL	4,236	▲	61.7%	+1,617

* Compared to same time period as previous year

** Case Type Categories are defined in the 2017 Virginia Judicial Workload Assessment
Source: SCV-SQL-Information

2024 Overall GRAND TOTAL		Distribution of Caseload			Change*		Percentage (%) of Caseload		
4,453	+632	Criminal	710	16%	14.1% ▲	+88	Criminal	2023	2024
		Traffic	2,449	55%	8.4% ▲	+190	Traffic	16.3%	15.9%
		Civil	1,237	28%	38.1% ▲	+341	Civil	59.1%	55.0%
		Civil Commitments	57	1%	29.5% ▲	+13	Civil Commitments	23.4%	27.8%
		GRAND TOTAL	4,453	100%	16.5% ▲	+632	GRAND TOTAL	100%	100%

Filings by Division & Code

Division	Case Type Description	Code	Summary	Change	% Change	Absolute Change
Criminal	Misdemeanor	M	413	▲	+49.1%	+136
	Felony	F	184	▼	-22.4%	-53
	Capias	CA	45	↔		-
	Civil Violation	CV	41	▲	+36.7%	+11
	Show Cause	SC	27	▼	-18.2%	-6
	Total			710	▲	14.1%
Traffic	Infraction	I	1,991	▲	+9.5%	+173
	Misdemeanor	M	441	▲	+4.5%	+19
	Felony	F	7	▼	-12.5%	-1
	Capias	CA	5	▼	-16.7%	-1
	Show Cause	SC	5	▲	+25.0%	+1
	Civil Violation	CV	0	▼	-100.0%	-1
	Total			2,449	▲	8.4%
Civil	Warrant in Debt	WD	587	▲	+59.1%	+218
	Garnishment	GA	268	▲	+13.6%	+32
	Impoundment	IM	115	▲	+55.4%	+41
	Unlawful Detainer	UD	94	▲	+2.2%	+2
	Other	OT	55	▲	+22.2%	+10
	Admin License	AL	41	▲	+70.8%	+17
	Preliminary Protective Order	PP	22	▲	+46.7%	+7
	Show Cause	SC	13	▲	+85.7%	+6
	Motion for Judgment	MJ	10	▲	+66.7%	+4
	Detinue	DT	9	▲	+50.0%	+3
	Protective Order	PO	7	▼	-12.5%	-1
	Abstract	AJ	5	▼	-37.5%	-3
	Interrogatory	IN	5	▲	+25.0%	+1
	Counter Claim	CC	3	▲	-	+3
	Tenants Assertion	TA	2	▲	+100.0%	+1
	Capias	CA	1	▲	-	+1
	Overweight	OC	0	▼	-100.0%	-1
Total			1,237	▲	38.1%	+341
Civil Commitments	Temporary Detention Order	TD	48	▲	+29.7%	+11
	Emergency Custody Order	EC	9	▲	+28.6%	+2
	Total		57	▲	29.5%	+13
GRAND TOTAL			4,453	▲	16.5%	+632

Filings by Major Case Category**

Category	Summary	Change	% Change	Absolute Change
Felony	191	▼	-22.0%	-54
Garnishment	273	▲	+13.8%	+33
General Civil	618	▲	+57.7%	+226
Infraction/Civil Violation	2,032	▼	+9.8%	+182
Landlord /Tenant	96	▲	+3.2%	+3
Misdemeanor	854	▲	+22.2%	+155
Other	360	▲	+29.0%	+81
Protective Orders	29	▲	+26.1%	+6
GRAND TOTAL	4,453	▲	16.5%	+632

* Compared to same time period as previous year

** Case Type Categories are defined in the 2017 Virginia Judicial Workload Assessment

* Compared to same time period as previous year



** Case Type Categories are defined in the 2017 Virginia Judicial Workload Assessment
Source: SCV-SQL-Information

CPSS - GCMS CASELOAD STATISTICS OF THE GENERAL DISTRICT COURTS

January 2024 thru July 2024 Filings (Compared to January 2023 thru July 2023)

Madison

District: 16 FIPS: 113

2024 Overall GRAND TOTAL		Distribution of Caseload			Change*		Percentage (%) of Caseload		
3,002	+448	Criminal	150	5%	28.2% ▲	+33	Criminal	2023	2024
		Traffic	2,675	89%	20.2% ▲	+449	Traffic	4.6%	5.0%
		Civil	173	6%	-13.1% ▼	-26	Civil	87.2%	89.1%
		Civil Commitments	4	0%	-66.7% ▼	-8	Civil Commitments	7.8%	5.8%
		GRAND TOTAL	3,002	100%	17.5% ▲	+448	GRAND TOTAL	100%	100%

Filings by Division & Code

Division	Case Type Description	Code	Summary	Change	% Change	Absolute Change
Criminal	Misdemeanor	M	82	▲	+30.2%	+19
	Felony	F	40	▲	+73.9%	+17
	Civil Violation	CV	14	▲	+133.3%	+8
	Show Cause	SC	8	▼	-38.5%	-5
	Capias	CA	6	▼	-50.0%	-6
	Total			150	▲	28.2%
Traffic	Infraction	I	2,248	▲	+14.0%	+276
	Misdemeanor	M	392	▲	+71.9%	+164
	Capias	CA	17	▲	+142.9%	+10
	Show Cause	SC	10	▼	-41.2%	-7
	Restricted Operators License	RL	4	▲	+300.0%	+3
	Felony	F	3	▲	+200.0%	+2
	Civil Violation	CV	1	▲	-	+1
	Total			2,675	▲	20.2%
Civil	Warrant in Debt	WD	83	▼	-14.4%	-14
	Garnishment	GA	38	↔	-	-
	Unlawful Detainer	UD	11	▼	-21.4%	-3
	Preliminary Protective Order	PP	9	▲	+80.0%	+4
	Other	OT	8	▼	-38.5%	-5
	Protective Order	PO	8	▲	+300.0%	+6
	Admin License	AL	6	▼	-53.8%	-7
	Impoundment	IM	4	↔	-	-
	Counter Claim	CC	3	▲	-	+3
	Detinue	DT	1	▼	-50.0%	-1
	Interrogatory	IN	1	▼	-80.0%	-4
	Overweight	OC	1	▲	-	+1
	Abstract	AJ	0	▼	-100.0%	-1
	Capias	CA	0	▼	-100.0%	-3
	Show Cause	SC	0	▼	-100.0%	-1
	Tenants Assertion	TA	0	▼	-100.0%	-1
Total			173	▼	-13.1%	-26
Civil Commitments	Emergency Custody Order	EC	2	▼	-33.3%	-1
	Temporary Detention Order	TD	2	▼	-77.8%	-7
	Total		4	▼	-66.7%	-8
GRAND TOTAL			3,002	▲	17.5%	+448

Filings by Major Case Category**

Category	Summary	Change	% Change	Absolute Change
Felony	43	▲	+79.2%	+19
Garnishment	39	▼	-9.3%	-4
General Civil	87	▼	-14.7%	-15
Infraction/Civil Violation	2,264	▲	+14.5%	+286
Landlord /Tenant	11	▼	-26.7%	-4
Misdemeanor	478	▲	+63.7%	+186
Other	63	▲	-32.3%	-30
Protective Orders	17	▲	+142.9%	+10
GRAND TOTAL	3,002	▲	17.5%	+448

* Compared to same time period as previous year

** Case Type Categories are defined in the 2017 Virginia Judicial Workload Assessment

* Compared to same time period as previous year



** Case Type Categories are defined in the 2017 Virginia Judicial Workload Assessment
Source: SCV-SQL-Information

CPSS - GCMS CASELOAD STATISTICS OF THE GENERAL DISTRICT COURTS

January 2024 thru July 2024 Filings (Compared to January 2023 thru July 2023)

Orange

District: 16 FIPS: 137

2024 Overall GRAND TOTAL		Distribution of Caseload			Change*		Percentage (%) of Caseload		
5,988	+604	Criminal	549	9%	-12.7% ▼	-80	Criminal	2023	2024
		Traffic	3,908	65%	10.0% ▲	+354	Traffic	11.7%	9.2%
		Civil	1,479	25%	26.6% ▲	+311	Civil	66.0%	65.3%
		Civil Commitments	52	1%	57.6% ▲	+19	Civil Commitments	21.7%	24.7%
		GRAND TOTAL	5,988	100%	11.2% ▲	+604	GRAND TOTAL	0.6%	0.9%
							GRAND TOTAL	100%	100%

Filings by Division & Code

Division	Case Type Description	Code	Summary	Change	% Change	Absolute Change
Criminal	Misdemeanor	M	297	▼	-15.9%	-56
	Felony	F	152	▲	+14.3%	+19
	Show Cause	SC	43	▼	-17.3%	-9
	Capias	CA	35	▼	-35.2%	-19
	Civil Violation	CV	22	▼	-40.5%	-15
	Total			549	▼	-12.7%
Traffic	Infraction	I	3,004	▲	+8.4%	+232
	Misdemeanor	M	724	▲	+14.6%	+92
	Other	O	166	▲	+43.1%	+50
	Felony	F	8	▼	-38.5%	-5
	Show Cause	SC	5	▼	-37.5%	-3
	Civil Violation	CV	1	↔		-
	Capias	CA	0	▼	-100.0%	-12
	Total			3,908	▲	10.0%
Civil	Warrant in Debt	WD	743	▲	+39.4%	+210
	Garnishment	GA	324	▲	+14.1%	+40
	Unlawful Detainer	UD	141	▲	+22.6%	+26
	Detinue	DT	48	▲	+50.0%	+16
	Other	OT	44	▼	+2.3%	+1
	Admin License	AL	43	▼	-8.5%	-4
	Preliminary Protective Order	PP	37	▲	+131.3%	+21
	Impoundment	IM	35	▼	-5.4%	-2
	Protective Order	PO	26	▲	+73.3%	+11
	Show Cause	SC	14	▲	+55.6%	+5
	Interrogatory	IN	12	▲	+20.0%	+2
	Motion for Judgment	MJ	6	▲	+100.0%	+3
	Abstract	AJ	4	▼	-63.6%	-7
	Capias	CA	1	▲	-	+1
	Counter Claim	CC	1	↔		-
	Tenants Assertion	TA	0	▼	-100.0%	-1
	Zoning Violation	ZO	0	▼	-100.0%	-11
Total			1,479	▲	26.6%	+311
Civil Commitments	Temporary Detention Order	TD	42	▲	+61.5%	+16
	Emergency Custody Order	EC	10	▲	+42.9%	+3
	Total			52	▲	57.6%
GRAND TOTAL			5,988	▲	11.2%	+604

Filings by Major Case Category**

Category	Summary	Change	% Change	Absolute Change
Felony	160	▼	+9.6%	+14
Garnishment	336	▲	+14.3%	+42
General Civil	799	▲	+39.7%	+227
Infraction/Civil Violation	3,193	▲	+9.1%	+267
Landlord /Tenant	141	▼	+21.6%	+25
Misdemeanor	1,021	▼	+2.5%	+25
Other	275	▲	-9.2%	-28
Protective Orders	63	▲	+103.2%	+32

* Compared to same time period as previous year

** Case Type Categories are defined in the 2017 Virginia Judicial Workload Assessment

CPSS - GCMS CASELOAD STATISTICS OF THE GENERAL DISTRICT COURTS

January 2024 thru July 2024 Filings (Compared to January 2023 thru July 2023)

Orange

District: 16 FIPS: 137

<i>GRAND TOTAL</i>	5,988	▲	11.2%	+604
---------------------------	--------------	---	-------	------

* Compared to same time period as previous year



** Case Type Categories are defined in the 2017 Virginia Judicial Workload Assessment
Source: SCV-SQL-Information

CPSS - GCMS CASELOAD STATISTICS OF THE GENERAL DISTRICT COURTS

January 2024 thru July 2024 Filings (Compared to January 2023 thru July 2023)

Arlington

District: 17 FIPS: 013

2024 Overall GRAND TOTAL		Distribution of Caseload			Change*		Percentage (%) of Caseload		
23,735	-2,835	Criminal	4,786	20%	11.5% ▲	+494	Criminal	2023	2024
		Traffic	13,396	56%	-20.5% ▼	-3,450	Traffic	16.2%	20.2%
		Civil	5,153	22%	2.4% ▲	+120	Civil	63.4%	56.4%
		Civil Commitments	400	2%	0.3% ▲	+1	Civil Commitments	18.9%	21.7%
		GRAND TOTAL	23,735	100%	-10.7% ▼	-2,835	GRAND TOTAL	1.5%	1.7%
							GRAND TOTAL	100%	100%

Filings by Division & Code

Division	Case Type Description	Code	Summary	Change	% Change	Absolute Change
Criminal	Misdemeanor	M	2,483	▲	+6.4%	+149
	Felony	F	1,238	▼	-1.7%	-22
	Civil Violation	CV	507	▲	+161.3%	+313
	Capias	CA	443	▲	+5.0%	+21
	Show Cause	SC	115	▲	+40.2%	+33
	Total			4,786	▲	11.5%
Traffic	Infraction	I	10,700	▼	-22.6%	-3,125
	Misdemeanor	M	2,113	▼	-13.6%	-332
	Other	O	311	↔		-
	Felony	F	87	▲	+85.1%	+40
	Capias	CA	82	▼	-15.5%	-15
	Show Cause	SC	54	▼	-3.6%	-2
	Civil Violation	CV	49	▼	-24.6%	-16
	Total			13,396	▼	-20.5%
Civil	Unlawful Detainer	UD	1,848	▲	+19.0%	+295
	Warrant in Debt	WD	1,480	▲	+25.2%	+298
	Garnishment	GA	706	▲	+14.8%	+91
	Motion for Judgment	MJ	550	▼	-50.0%	-549
	Admin License	AL	193	▲	+2.1%	+4
	Preliminary Protective Order	PP	104	▼	-8.0%	-9
	Protective Order	PO	81	▲	+1.3%	+1
	Other	OT	63	▲		-
	Show Cause	SC	43	▼	-14.0%	-7
	Interrogatory	IN	26	▲	+13.0%	+3
	Impoundment	IM	22	▼	-18.5%	-5
	Counter Claim	CC	13	▲	+44.4%	+4
	Tenants Assertion	TA	9	▼	-30.8%	-4
	Bond Forfeiture	BF	8	↔		-
	Petition-Restore Arms	PR	4	▲	+300.0%	+3
	Detinue	DT	1	▼	-75.0%	-3
	Petition to Require Blood Test	BT	1	▲	-	+1
	Restricted Operators License	RL	1	▲	-	+1
	Capias	CA	0	▼	-100.0%	-4
Total			5,153	▲	2.4%	+120
Civil Commitments	Mental Commitment	MC	235	▲	+12.4%	+26
	Temporary Detention Order	TD	58	▼	-31.8%	-27
	Other	OT	46	▲	+15.0%	+6
	Emergency Custody Order	EC	41	▼	-21.2%	-11
	Petition	PT	18	▲	+125.0%	+10
	Medical Emergency Custody Order	ME	1	▲	-	+1
	Medical Emergency Temporary Detention Order	MT	1	▼	-80.0%	-4
	Total			400	▲	0.3%
GRAND TOTAL			23,735	▼	-10.7%	-2,835

Filings by Major Case Category**

Category	Summary	Change	% Change	Absolute Change
Felony	1,325	▲	+1.4%	+18
Garnishment	732	▲	+14.7%	+94

* Compared to same time period as previous year

** Case Type Categories are defined in the 2017 Virginia Judicial Workload Assessment

CPSS - GCMS CASELOAD STATISTICS OF THE GENERAL DISTRICT COURTS

January 2024 thru July 2024 Filings (Compared to January 2023 thru July 2023)

Arlington

District: 17 FIPS: 013

General Civil	2,051	▲	-10.8%	-248
Infraction/Civil Violation	11,567	▲	-19.6%	-2,828
Involuntary Civil Commitments	64	▲	+33.3%	+16
Landlord /Tenant	1,857	▼	+18.6%	+291
Misdemeanor	4,597	▲	-3.8%	-182
Other	1,357	▲	+0.9%	+12
Protective Orders	185	▼	-4.1%	-8
GRAND TOTAL	23,735	▼	-10.7%	-2,835

* Compared to same time period as previous year

** Case Type Categories are defined in the 2017 Virginia Judicial Workload Assessment
Source: SCV-SQL-Information

CPSS - GCMS CASELOAD STATISTICS OF THE GENERAL DISTRICT COURTS

January 2024 thru July 2024 Filings (Compared to January 2023 thru July 2023)

Falls Church

District: 17 FIPS: 610

2024 Overall GRAND TOTAL		Distribution of Caseload			Change*		Percentage (%) of Caseload		
1,650	+16	Criminal	189	11%	20.4% ▲	+32	Criminal	2023 9.6%	2024 11.5%
2024		Traffic	1,279	78%	-1.6% ▼	-21	Traffic	79.6%	77.5%
2023		Civil	182	11%	2.8% ▲	+5	Civil	10.8%	11.0%
		GRAND TOTAL	1,650	100%	1.0% ▲	+16	GRAND TOTAL	100%	100%

Filings by Division & Code

Division	Case Type Description	Code	Summary	Change	% Change	Absolute Change
Criminal	Misdemeanor	M	129	▲	+43.3%	+39
	Capias	CA	31	▲	+24.0%	+6
	Felony	F	25	▼	-30.6%	-11
	Show Cause	SC	4	↔	-	-
	Civil Violation	CV	0	▼	-100.0%	-2
	Total			189	▲	20.4%
Traffic	Infraction	I	1,087	▼	-3.5%	-40
	Misdemeanor	M	146	▲	+17.7%	+22
	Other	O	34	▼	-17.1%	-7
	Show Cause	SC	5	▲	+66.7%	+2
	Civil Violation	CV	4	▲	+300.0%	+3
	Capias	CA	2	▼	-33.3%	-1
	Felony	F	1	↔	-	-
Total			1,279	▼	-1.6%	-21
Civil	Unlawful Detainer	UD	79	▲	+12.9%	+9
	Warrant in Debt	WD	50	▲	+22.0%	+9
	Garnishment	GA	28	▼	-28.2%	-11
	Admin License	AL	14	▼	-12.5%	-2
	Preliminary Protective Order	PP	3	▲	+200.0%	+2
	Show Cause	SC	3	▲	-	+3
	Tenants Assertion	TA	2	▲	-	+2
	Counter Claim	CC	1	▲	-	+1
	Other	OT	1	▼	-50.0%	-1
	Protective Order	PO	1	▼	-66.7%	-2
	Bond Forfeiture	BF	0	▼	-100.0%	-1
	Impoundment	IM	0	▼	-100.0%	-1
	Interrogatory	IN	0	▼	-100.0%	-2
	Petition-Restore Arms	PR	0	▼	-100.0%	-1
Total			182	▲	2.8%	+5
GRAND TOTAL			1,650	▲	1.0%	+16

Filings by Major Case Category**

Category	Summary	Change	% Change	Absolute Change
Felony	26	▼	-29.7%	-11
Garnishment	28	▼	-31.7%	-13
General Civil	50	▼	+19.0%	+8
Infraction/Civil Violation	1,125	▲	-3.9%	-46
Landlord /Tenant	81	▲	+15.7%	+11
Misdemeanor	275	▲	+28.5%	+61
Other	61	▲	+10.9%	+6
Protective Orders	4	▲	-	0
GRAND TOTAL	1,650	▲	1.0%	+16

* Compared to same time period as previous year

** Case Type Categories are defined in the 2017 Virginia Judicial Workload Assessment



Source: SCV-SQL-Information

CPSS - GCMS CASELOAD STATISTICS OF THE GENERAL DISTRICT COURTS

January 2024 thru July 2024 Filings (Compared to January 2023 thru July 2023)

Alexandria

District: 18 FIPS: 510

2024 Overall GRAND TOTAL		Distribution of Caseload			Change*		Percentage (%) of Caseload		
13,931	+751	Criminal	2,470	18%	11.2% ▲	+249	Criminal	2023	2024
		Traffic	5,684	41%	1.6% ▲	+89	Traffic	16.9%	17.7%
		Civil	5,323	38%	8.5% ▲	+418	Civil	42.5%	40.8%
		Civil Commitments	454	3%	-1.1% ▼	-5	Civil Commitments	37.2%	38.2%
		GRAND TOTAL	13,931	100%	5.7% ▲	+751	GRAND TOTAL	3.5%	3.3%
							GRAND TOTAL	100%	100%

Filings by Division & Code

Division	Case Type Description	Code	Summary	Change	% Change	Absolute Change
Criminal	Misdemeanor	M	1,548	▲	+14.7%	+198
	Felony	F	600	▲	+9.3%	+51
	Capias	CA	184	▲	+53.3%	+64
	Show Cause	SC	85	▼	-18.3%	-19
	Civil Violation	CV	53	▼	-45.9%	-45
	Total			2,470	▲	11.2%
Traffic	Infraction	I	4,141	▲	+10.0%	+378
	Misdemeanor	M	917	▼	-0.1%	-1
	Other	O	510	▼	-35.8%	-285
	Felony	F	40	▼	-14.9%	-7
	Show Cause	SC	35	▼	-31.4%	-16
	Civil Violation	CV	24	▲	+84.6%	+11
	Capias	CA	17	▲	+112.5%	+9
Total			5,684	▲	1.6%	+89
Civil	Unlawful Detainer	UD	2,726	▲	+9.0%	+226
	Warrant in Debt	WD	1,426	▲	+11.6%	+148
	Garnishment	GA	616	▲	+1.5%	+9
	Other	OT	170	▼	+22.3%	+31
	Protective Order	PO	135	▲	+11.6%	+14
	Preliminary Protective Order	PP	115	▼	-0.9%	-1
	Bond Forfeiture	BF	47	▼	-4.1%	-2
	Interrogatory	IN	29	▲	+38.1%	+8
	Admin License	AL	18	▲	+5.9%	+1
	Motion for Judgment	MJ	12	▲	+20.0%	+2
	Tenants Assertion	TA	12	▼	-25.0%	-4
	Abstract	AJ	8	▼	-52.9%	-9
	Counter Claim	CC	6	▼	-45.5%	-5
	Detinue	DT	2	↔	-	-
	Petition-Restore Arms	PR	1	▲	-	+1
	Restricted Operators License	RL	0	▼	-100.0%	-1
Total			5,323	▲	8.5%	+418
Civil Commitments	Temporary Detention Order	TD	195	▼	-10.1%	-22
	Mental Commitment	MC	159	↔	-	-
	Emergency Custody Order	EC	63	▼	-16.0%	-12
	Petition	PT	22	▲	+266.7%	+16
	Other	OT	15	▲	+650.0%	+13
Total			454	▼	-1.1%	-5
GRAND TOTAL			13,931	▲	5.7%	+751

Filings by Major Case Category**

Category	Summary	Change	% Change	Absolute Change
Felony	640	▼	+7.4%	+44
Garnishment	645	▲	+2.7%	+17
General Civil	1,446	▲	+10.9%	+142
Infraction/Civil Violation	4,728	▲	+1.3%	+59
Involuntary Civil Commitments	37	▲	+362.5%	+29
Landlord /Tenant	2,738	▼	+8.8%	+222
Misdemeanor	2,465	▼	+8.6%	+196

* Compared to same time period as previous year

** Case Type Categories are defined in the 2017 Virginia Judicial Workload Assessment

Source: SCV-SQL-Information

CPSS - GCMS CASELOAD STATISTICS OF THE GENERAL DISTRICT COURTS

January 2024 thru July 2024 Filings (Compared to January 2023 thru July 2023)


Alexandria

District: 18 FIPS: 510

Other	982	▲	+3.0%	+29
Protective Orders	250	▲	+5.5%	+13
GRAND TOTAL	13,931	▲	5.7%	+751

* Compared to same time period as previous year

** Case Type Categories are defined in the 2017 Virginia Judicial Workload Assessment
Source: SCV-SQL-Information

2024 Overall GRAND TOTAL		Distribution of Caseload			Change*		Percentage (%) of Caseload		
138,835 +16,427 	Criminal	18,444	13%	25.3% ▲	+3,723	Criminal	2023: 12.0%	2024: 13.3%	
	Traffic	97,923	71%	11.1% ▲	+9,800	Traffic	72.0%	70.5%	
	Civil	19,887	14%	14.1% ▲	+2,454	Civil	14.2%	14.3%	
	Civil Commitments	2,581	2%	21.1% ▲	+450	Civil Commitments	1.7%	1.9%	
	GRAND TOTAL	138,835	100%	13.4% ▲	+16,427	GRAND TOTAL	100%	100%	

Filings by Division & Code

Division	Case Type Description	Code	Summary	Change	% Change	Absolute Change
Criminal	Misdemeanor	M	9,789	▲	+29.7%	+2,239
	Felony	F	6,508	▲	+16.1%	+902
	Capias	CA	1,596	▲	+55.3%	+568
	Show Cause	SC	402	▲	+9.8%	+36
	Civil Violation	CV	141	▼	-10.8%	-17
	Motion	MO	8	▼	-38.5%	-5
	Total			18,444	▲	25.3%
Traffic	Infraction	I	85,682	▲	+13.4%	+10,157
	Misdemeanor	M	10,708	▼	-3.4%	-382
	Capias	CA	463	▼	-11.8%	-62
	Show Cause	SC	382	▲	+10.1%	+35
	Felony	F	326	▲	+53.1%	+113
	Civil Violation	CV	211	▼	-9.8%	-23
	Motion	MO	135	▼	-23.7%	-42
	Restricted Operators License	RL	16	▲	+77.8%	+7
	Other	O	0	▼	-100.0%	-3
Total			97,923	▲	11.1%	+9,800
Civil	Warrant in Debt	WD	8,195	▲	+19.5%	+1,336
	Unlawful Detainer	UD	5,441	▲	+23.4%	+1,031
	Garnishment	GA	3,463	▲	+4.4%	+145
	Admin License	AL	812	▼	-2.3%	-19
	Other	OT	312	▲	+19.5%	+51
	Preliminary Protective Order	PP	308	▼	-4.3%	-14
	Protective Order	PO	257	▲	+15.2%	+34
	Show Cause	SC	228	▲	+11.8%	+24
	Interrogatory	IN	168	▼	-5.1%	-9
	Bond Forfeiture	BF	135	▼	-21.1%	-36
	Zoning Violation	ZO	107	▼	-17.1%	-22
	Impoundment	IM	86	▲	+43.3%	+26
	Motion for Judgment	MJ	83	▲	+3.8%	+3
	Abstract	AJ	67	▼	-49.6%	-66
	Counter Claim	CC	63	▼	-21.3%	-17
	Overweight	OC	62	▼	-16.2%	-12
	Detinue	DT	43	▲	+53.6%	+15
	Tenants Assertion	TA	34	▼	-30.6%	-15
	Capias	CA	13	▼	-13.3%	-2
	Petition-Restore Arms	PR	8	▲	+100.0%	+4
Third Party Claim	TH	2	▲	+100.0%	+1	
Cross Claim	CR	0	▼	-100.0%	-4	
Total			19,887	▲	14.1%	+2,454
Civil Commitments	Temporary Detention Order	TD	1,149	▲	+17.0%	+167
	Mental Commitment	MC	1,138	▲	+28.6%	+253
	Emergency Custody Order	EC	182	▼	-13.7%	-29
	Other	OT	81	▲	+189.3%	+53
	Medical Emergency Temporary Detention Order	MT	23	▼	-8.0%	-2
	Petition	PT	8	▲	-	+8
Total			2,581	▲	21.1%	+450
GRAND TOTAL			138,835	▲	13.4%	+16,427

* Compared to same time period as previous year

** Case Type Categories are defined in the 2017 Virginia Judicial Workload Assessment

CPSS - GCMS CASELOAD STATISTICS OF THE GENERAL DISTRICT COURTS
 January 2024 thru July 2024 Filings (Compared to January 2023 thru July 2023)

Filings by Major Case Category**

Category	Summary	Change	% Change	Absolute Change
Felony	6,834	▲	+17.4%	+1,015
Garnishment	3,631	▼	+3.9%	+136
General Civil	8,346	▲	+19.4%	+1,354
Infraction/Civil Violation	86,096	▼	+13.3%	+10,102
Involuntary Civil Commitments	89	▲	+217.9%	+61
Landlord /Tenant	5,475	▼	+22.8%	+1,016
Misdemeanor	20,620	▲	+9.8%	+1,842
Other	7,179	▼	+14.0%	+881
Protective Orders	565	▲	+3.7%	+20
GRAND TOTAL	138,835	▲	13.4%	+16,427

* Compared to same time period as previous year

** Case Type Categories are defined in the 2017 Virginia Judicial Workload Assessment
 Source: SCV-SQL-Information

2024 Overall GRAND TOTAL		Distribution of Caseload			Change*		Percentage (%) of Caseload		
3,035	+180	Criminal	434	14%	43.7% ▲	+132	Criminal	2023 10.6%	2024 14.3%
2024		Traffic	2,562	84%	1.4% ▲	+35	Traffic	88.5%	84.4%
2023		Civil	39	1%	50.0% ▲	+13	Civil	0.9%	1.3%
		GRAND TOTAL	3,035	100%	6.3% ▲	+180	GRAND TOTAL	100%	100%

Filings by Division & Code


Division	Case Type Description	Code	Summary	Change	% Change	Absolute Change
Criminal	Misdemeanor	M	371	▲	+45.5%	+116
	Capias	CA	49	▲	+28.9%	+11
	Show Cause	SC	13	▲	+225.0%	+9
	Civil Violation	CV	1	▼	-75.0%	-3
	Felony	F	0	▼	-100.0%	-1
	Total			434	▲	43.7%
Traffic	Infraction	I	2,195	▲	+2.5%	+54
	Misdemeanor	M	299	▲	+10.7%	+29
	Civil Violation	CV	39	▼	-55.7%	-49
	Capias	CA	19	▲	+35.7%	+5
	Show Cause	SC	10	▼	-28.6%	-4
	Total			2,562	▲	1.4%
Civil	Admin License	AL	27	▲	+28.6%	+6
	Zoning Violation	ZO	6	▲	+20.0%	+1
	Impoundment	IM	3	▲	-	+3
	Protective Order	PO	2	▲	-	+2
	Bond Forfeiture	BF	1	▲	-	+1
	Total			39	▲	50.0%
GRAND TOTAL			3,035	▲	6.3%	+180

Filings by Major Case Category**

Category	Summary	Change	% Change	Absolute Change
Felony	0	▼	-100.0%	-1
Infraction/Civil Violation	2,235	▼	+0.1%	+2
Misdemeanor	676	▲	+27.5%	+146
Other	122	▲	+34.1%	+31
Protective Orders	2	▲	-	+2
GRAND TOTAL	3,035	▲	6.3%	+180

* Compared to same time period as previous year

** Case Type Categories are defined in the 2017 Virginia Judicial Workload Assessment
 Source: SCV-SQL-Information

2024 Overall GRAND TOTAL		Distribution of Caseload			Change*		Percentage (%) of Caseload		
13,786	+210	Criminal	1,238	9%	8.1% ▲	+93	Criminal	2023 8.4%	2024 9.0%
		Traffic	10,832	79%	-2.0% ▼	-223	Traffic	81.4%	78.6%
2024		Civil	1,653	12%	25.1% ▲	+332	Civil	9.7%	12.0%
2023		Civil Commitments	63	0%	14.5% ▲	+8	Civil Commitments	0.4%	0.5%
		GRAND TOTAL	13,786	100%	1.5% ▲	+210	GRAND TOTAL	100%	100%

Filings by Division & Code

Division	Case Type Description	Code	Summary	Change	% Change	Absolute Change
Criminal	Misdemeanor	M	724	▲	+15.8%	+99
	Felony	F	231	▼	-15.4%	-42
	Civil Violation	CV	103	▲	+4.0%	+4
	Show Cause	SC	103	▲	+60.9%	+39
	Capias	CA	74	▼	-11.9%	-10
	Restricted Operators License	RL	3	▲	-	+3
	Total			1,238	▲	8.1%
Traffic	Infraction	I	9,354	▼	-2.2%	-209
	Misdemeanor	M	1,424	▼	-0.7%	-10
	Felony	F	24	▼	-4.0%	-1
	Capias	CA	16	▼	-20.0%	-4
	Show Cause	SC	12	▲	+71.4%	+5
	Civil Violation	CV	1	▼	-80.0%	-4
	Other	O	1	↔	-	-
Total			10,832	▼	-2.0%	-223
Civil	Warrant in Debt	WD	739	▲	+36.9%	+199
	Garnishment	GA	379	▲	+22.3%	+69
	Unlawful Detainer	UD	178	▲	+63.3%	+69
	Admin License	AL	108	▲	+9.1%	+9
	Other	OT	46	▼	-13.2%	-7
	Preliminary Protective Order	PP	38	▼	-20.8%	-10
	Protective Order	PO	36	▼	-2.7%	-1
	Interrogatory	IN	28	▲	+40.0%	+8
	Show Cause	SC	28	▲	+64.7%	+11
	Abstract	AJ	19	▼	-9.5%	-2
	Impoundment	IM	15	▼	-44.4%	-12
	Zoning Violation	ZO	12	▲	+71.4%	+5
	Detinue	DT	8	▼	-27.3%	-3
	Counter Claim	CC	7	▲	+75.0%	+3
	Motion for Judgment	MJ	4	▲	+300.0%	+3
	Overweight	OC	4	▼	-50.0%	-4
	Tenants Assertion	TA	2	▼	-33.3%	-1
	Bond Forfeiture	BF	1	▲	-	+1
	Capias	CA	1	↔	-	-
	Petition-Restore Arms	PR	0	▼	-100.0%	-3
Restricted Operators License	RL	0	▼	-100.0%	-2	
Total			1,653	▲	25.1%	+332
Civil Commitments	Temporary Detention Order	TD	43	▲	+19.4%	+7
	Emergency Custody Order	EC	20	▲	+5.3%	+1
	Total		63	▲	14.5%	+8
GRAND TOTAL			13,786	▲	1.5%	+210

Filings by Major Case Category**

Category	Summary	Change	% Change	Absolute Change
Felony	255	▼	-14.4%	-43
Garnishment	407	▲	+23.3%	+77
General Civil	758	▲	+33.7%	+191
Infraction/Civil Violation	9,463	▼	-2.2%	-213

* Compared to same time period as previous year

** Case Type Categories are defined in the 2017 Virginia Judicial Workload Assessment



CPSS - GCMS CASELOAD STATISTICS OF THE GENERAL DISTRICT COURTS

January 2024 thru July 2024 Filings (Compared to January 2023 thru July 2023)

Landlord /Tenant	180	▲	+60.7%	+68
Misdemeanor	2,163	▲	+4.6%	+95
Other	486	▲	+10.5%	+46
Protective Orders	74	▼	-12.9%	-11
GRAND TOTAL	13,786	▲	1.5%	+210

* Compared to same time period as previous year

** Case Type Categories are defined in the 2017 Virginia Judicial Workload Assessment
Source: SCV-SQL-Information

2024 Overall GRAND TOTAL		Distribution of Caseload			Change*		Percentage (%) of Caseload		
35,779	-1,909	Criminal	3,840	11%	6.8% ▲	+246	Criminal	2023 9.5%	2024 10.7%
		Traffic	20,266	57%	-1.7% ▼	-345	Traffic	54.7%	56.6%
2024 		Civil	11,140	31%	-13.8% ▼	-1,784	Civil	34.3%	31.1%
2023 		Civil Commitments	533	1%	-4.7% ▼	-26	Civil Commitments	1.5%	1.5%
		GRAND TOTAL	35,779	100%	-5.1% ▼	-1,909	GRAND TOTAL	100%	100%

Filings by Division & Code

Division	Case Type Description	Code	Summary	Change	% Change	Absolute Change
Criminal	Misdemeanor	M	2,039	▲	+8.6%	+161
	Felony	F	1,069	▲	+3.4%	+35
	Capias	CA	342	▲	+13.2%	+40
	Show Cause	SC	223	▲	+4.2%	+9
	Civil Violation	CV	167	▲	+0.6%	+1
	Total			3,840	▲	6.8%
Traffic	Infraction	I	17,630	▼	-2.4%	-441
	Misdemeanor	M	2,499	▲	+3.2%	+77
	Capias	CA	65	▲	+30.0%	+15
	Felony	F	39	▼	-4.9%	-2
	Show Cause	SC	28	▲	+27.3%	+6
	Civil Violation	CV	2	▲	-	+2
	Restricted Operators License	RL	2	▼	-60.0%	-3
	Other	O	1	▲	-	+1
	Total			20,266	▼	-1.7%
Civil	Warrant in Debt	WD	7,479	▼	-6.6%	-527
	Garnishment	GA	1,637	▼	-47.6%	-1,488
	Unlawful Detainer	UD	977	▲	+12.4%	+108
	Admin License	AL	263	▲	+34.2%	+67
	Show Cause	SC	170	▲	+22.3%	+31
	Interrogatory	IN	151	▼	-5.6%	-9
	Preliminary Protective Order	PP	132	▲	+24.5%	+26
	Protective Order	PO	105	▼	-1.9%	-2
	Other	OT	81	▼	-9.0%	-8
	Impoundment	IM	37	▲	+94.7%	+18
	Bond Forfeiture	BF	23	▲	+155.6%	+14
	Abstract	AJ	21	▼	-50.0%	-21
	Counter Claim	CC	16	↔	-	-
	Tenants Assertion	TA	13	▲	+44.4%	+4
	Capias	CA	11	↔	-	-
	Detinue	DT	9	▲	+12.5%	+1
	Motion for Judgment	MJ	5	▲	+400.0%	+4
	Overweight	OC	5	▼	-16.7%	-1
	Mechanic's Lien	ML	3	▲	+200.0%	+2
	Cross Claim	CR	1	▲	-	+1
	Petition-Restore Arms	PR	1	↔	-	-
	Interrogatory-Not	IC	0	▼	-100.0%	-1
	Restricted Operators License	RL	0	▼	-100.0%	-1
Third Party Claim	TH	0	▼	-100.0%	-2	
Total			11,140	▼	-13.8%	-1,784
Civil Commitments	Temporary Detention Order	TD	235	▼	-6.4%	-16
	Mental Commitment	MC	220	▲	+7.3%	+15
	Emergency Custody Order	EC	61	▼	-25.6%	-21
	Other	OT	10	▼	-44.4%	-8
	Medical Emergency Temporary Detention Order	MT	5	▲	+150.0%	+3
	Petition	PT	2	▲	+100.0%	+1
Total			533	▼	-4.7%	-26
GRAND TOTAL			35,779	▼	-5.1%	-1,909

* Compared to same time period as previous year


** Case Type Categories are defined in the 2017 Virginia Judicial Workload Assessment

Filings by Major Case Category**

Category	Summary	Change	% Change	Absolute Change
Felony	1,108	▼	+3.1%	+33
Garnishment	1,788	▼	-45.6%	-1,497
General Civil	7,515	▲	-6.5%	-519
Infraction/Civil Violation	17,805	▲	-2.4%	-438
Involuntary Civil Commitments	12	▲	-36.8%	-7
Landlord /Tenant	990	▲	+12.8%	+112
Misdemeanor	4,540	▼	+5.4%	+234
Other	1,784	▲	+9.1%	+149
Protective Orders	237	▲	+11.3%	+24
GRAND TOTAL	35,779	▼	-5.1%	-1,909

* Compared to same time period as previous year

** Case Type Categories are defined in the 2017 Virginia Judicial Workload Assessment
 Source: SCV-SQL-Information

2024 Overall GRAND TOTAL		Distribution of Caseload			Change*		Percentage (%) of Caseload		
2,740	+588	Criminal	263	10%	65.4% ▲	+104	Criminal	2023 7.4%	2024 9.6%
		Traffic	2,364	86%	26.4% ▲	+494	Traffic	86.9%	86.3%
2024		Civil	110	4%	-6.0% ▼	-7	Civil	5.4%	4.0%
2023		Civil Commitments	3	0%	-50.0% ▼	-3	Civil Commitments	0.3%	0.1%
		GRAND TOTAL	2,740	100%	27.3% ▲	+588	GRAND TOTAL	100%	100%

Filings by Division & Code

Division	Case Type Description	Code	Summary	Change	% Change	Absolute Change
Criminal	Misdemeanor	M	151	▲	+88.8%	+71
	Felony	F	76	▲	+117.1%	+41
	Capias	CA	17	▲	+13.3%	+2
	Show Cause	SC	12	▼	-36.8%	-7
	Civil Violation	CV	7	▼	-30.0%	-3
	Total			263	▲	65.4%
Traffic	Infraction	I	2,007	▲	+22.8%	+373
	Misdemeanor	M	347	▲	+54.2%	+122
	Felony	F	4	▲	+300.0%	+3
	Capias	CA	3	▼	-50.0%	-3
	Show Cause	SC	2	↔	-	-
	Restricted Operators License	RL	1	▼	-50.0%	-1
	Total			2,364	▲	26.4%
Civil	Warrant in Debt	WD	39	▲	+56.0%	+14
	Admin License	AL	24	▲	+14.3%	+3
	Garnishment	GA	20	▲	+17.6%	+3
	Impoundment	IM	10	▼	-60.0%	-15
	Unlawful Detainer	UD	7	▼	-12.5%	-1
	Preliminary Protective Order	PP	3	▼	-50.0%	-3
	Detinue	DT	2	▲	-	+2
	Protective Order	PO	2	▼	-71.4%	-5
	Abstract	AJ	1	▲	-	+1
	Counter Claim	CC	1	↔	-	-
	Other	OT	1	▼	-85.7%	-6
Total			110	▼	-6.0%	-7
Civil Commitments	Temporary Detention Order	TD	3	↔	-	-
	Emergency Custody Order	EC	0	▼	-100.0%	-2
	Mental Commitment	MC	0	▼	-100.0%	-1
	Total			3	▼	-50.0%
GRAND TOTAL			2,740	▲	27.3%	+588

Filings by Major Case Category**



Category	Summary	Change	% Change	Absolute Change
Felony	80	▲	+122.2%	+44
Garnishment	20	▲	+17.6%	+3
General Civil	41	▲	+51.9%	+14
Infraction/Civil Violation	2,014	▼	+22.5%	+370
Landlord /Tenant	7	▼	-12.5%	-1
Misdemeanor	499	▲	+62.5%	+192
Other	74	▲	-26.0%	-26
Protective Orders	5	▼	-61.5%	-8
GRAND TOTAL	2,740	▲	27.3%	+588

* Compared to same time period as previous year

** Case Type Categories are defined in the 2017 Virginia Judicial Workload Assessment

Source: SCV-SQL-Information

CPSS - GCMS CASELOAD STATISTICS OF THE GENERAL DISTRICT COURTS
 January 2024 thru July 2024 Filings (Compared to January 2023 thru July 2023)

2024 Overall GRAND TOTAL		Distribution of Caseload			Change*		Percentage (%) of Caseload		
7,084	+1,729	Criminal	1,092	15%	31.6% ▲	+262	Criminal	2023	2024
		Traffic	3,901	55%	43.7% ▲	+1,187	Traffic	15.5%	15.4%
		Civil	1,926	27%	15.4% ▲	+257	Civil	50.7%	55.1%
		Civil Commitments	165	2%	16.2% ▲	+23	Civil Commitments	31.2%	27.2%
		GRAND TOTAL	7,084	100%	32.3% ▲	+1,729	GRAND TOTAL	2.7%	2.3%
							GRAND TOTAL	100%	100%

Filings by Division & Code

Division	Case Type Description	Code	Summary	Change	% Change	Absolute Change
Criminal	Misdemeanor	M	609	▲	+18.7%	+96
	Felony	F	316	▲	+54.1%	+111
	Civil Violation	CV	81	▲	+170.0%	+51
	Capias	CA	59	▲	+11.3%	+6
	Show Cause	SC	27	▼	-6.9%	-2
	Total			1,092	▲	31.6%
Traffic	Infraction	I	2,853	▲	+49.6%	+946
	Misdemeanor	M	996	▲	+33.9%	+252
	Show Cause	SC	22	▼	-4.3%	-1
	Felony	F	20	▲	+25.0%	+4
	Capias	CA	8	▼	-52.9%	-9
	Civil Violation	CV	2	▼	-71.4%	-5
Total			3,901	▲	43.7%	+1,187
Civil	Warrant in Debt	WD	794	▲	+37.4%	+216
	Garnishment	GA	471	▼	-3.9%	-19
	Unlawful Detainer	UD	307	▲	+19.5%	+50
	Detinue	DT	98	▲	+58.1%	+36
	Other	OT	81	▼	-9.0%	-8
	Protective Order	PO	50	▲	+8.7%	+4
	Preliminary Protective Order	PP	46	▼	-2.1%	-1
	Bond Forfeiture	BF	28	▼	-22.2%	-8
	Admin License	AL	27	▼	-15.6%	-5
	Tenants Assertion	TA	7	▲	+250.0%	+5
	Overweight	OC	6	▲	+100.0%	+3
	Abstract	AJ	4	▼	-42.9%	-3
	Interrogatory	IN	4	▼	-20.0%	-1
	Show Cause	SC	2	▲	+100.0%	+1
	Impoundment	IM	1	▼	-88.9%	-8
	Counter Claim	CC	0	▼	-100.0%	-1
	Distress Seizure	DS	0	▼	-100.0%	-1
	Petition-Restore Arms	PR	0	▼	-100.0%	-2
Third Party Claim	TH	0	▼	-100.0%	-1	
Total			1,926	▲	15.4%	+257
Civil Commitments	Temporary Detention Order	TD	85	▲	+16.4%	+12
	Emergency Custody Order	EC	56	▲	+19.1%	+9
	Mental Commitment	MC	24	▲	+9.1%	+2
Total			165	▲	16.2%	+23
GRAND TOTAL			7,084	▲	32.3%	+1,729

Filings by Major Case Category**

Category	Summary	Change	% Change	Absolute Change
Felony	336	▲	+52.0%	+115
Garnishment	475	▼	-4.0%	-20
General Civil	894	▼	+38.4%	+248
Infraction/Civil Violation	2,942	▲	+51.1%	+995
Landlord /Tenant	314	▲	+21.2%	+55
Misdemeanor	1,605	▲	+27.7%	+348
Other	422	▼	-3.4%	-15

* Compared to same time period as previous year

** Case Type Categories are defined in the 2017 Virginia Judicial Workload Assessment

CPSS - GCMS CASELOAD STATISTICS OF THE GENERAL DISTRICT COURTS
January 2024 thru July 2024 Filings (Compared to January 2023 thru July 2023)

Protective Orders	96	▲	+3.2%	+3
GRAND TOTAL	7,084	▲	32.3%	+1,729

* Compared to same time period as previous year



** Case Type Categories are defined in the 2017 Virginia Judicial Workload Assessment
Source: SCV-SQL-Information

CPSS - GCMS CASELOAD STATISTICS OF THE GENERAL DISTRICT COURTS

January 2024 thru July 2024 Filings (Compared to January 2023 thru July 2023)

Martinsville

District: 21 FIPS: 690

2024 Overall GRAND TOTAL		Distribution of Caseload			Change*		Percentage (%) of Caseload			
2,714	-738	Criminal	457	17%	-14.9%	▼	-80	Criminal	2023: 15.6%	2024: 16.8%
		Traffic	1,303	48%	-37.5%	▼	-782	Traffic	60.4%	48.0%
		Civil	808	30%	15.3%	▲	+107	Civil	20.3%	29.8%
		Civil Commitments	146	5%	13.2%	▲	+17	Civil Commitments	3.7%	5.4%
		GRAND TOTAL	2,714	100%	-21.4%	▼	-738	GRAND TOTAL	100%	100%

Filings by Division & Code

Division	Case Type Description	Code	Summary	Change	% Change	Absolute Change
Criminal	Misdemeanor	M	263	▼	-9.0%	-26
	Felony	F	121	▼	-37.0%	-71
	Show Cause	SC	37	▲	+42.3%	+11
	Capias	CA	30	▲	+11.1%	+3
	Civil Violation	CV	6	▲	+100.0%	+3
	Total			457	▼	-14.9%
Traffic	Infraction	I	944	▼	-41.3%	-664
	Misdemeanor	M	323	▼	-25.9%	-113
	Show Cause	SC	22	↔		-
	Capias	CA	6	▼	-33.3%	-3
	Felony	F	6	▼	-14.3%	-1
	Civil Violation	CV	2	▼	-33.3%	-1
	Total			1,303	▼	-37.5%
Civil	Warrant in Debt	WD	277	▲	+97.9%	+137
	Unlawful Detainer	UD	258	▲	+31.0%	+61
	Garnishment	GA	177	▼	-33.5%	-89
	Other	OT	32	▲	+45.5%	+10
	Admin License	AL	23	▲	+9.5%	+2
	Bond Forfeiture	BF	13	▼	-38.1%	-8
	Preliminary Protective Order	PP	8	↔		-
	Protective Order	PO	7	↔		-
	Impoundment	IM	6	▼	-25.0%	-2
	Interrogatory	IN	3	▲	+50.0%	+1
	Abstract	AJ	2	▼	-50.0%	-2
	Detinue	DT	1	▼	-75.0%	-3
	Show Cause	SC	1	↔		-
	Total			808	▲	15.3%
Civil Commitments	Emergency Custody Order	EC	58	▼	-12.1%	-8
	Temporary Detention Order	TD	48	▲	+23.1%	+9
	Mental Commitment	MC	39	▲	+62.5%	+15
	Other	OT	1	▲	-	+1
	Total			146	▲	13.2%
GRAND TOTAL			2,714	▼	-21.4%	-738

Filings by Major Case Category**

Category	Summary	Change	% Change	Absolute Change	
Felony	127	▼	-36.2%	-72	
Garnishment	180	▲	-32.8%	-88	
General Civil	281	▲	+93.8%	+136	
Infraction/Civil Violation	952	▲	-41.0%	-662	
Involuntary Civil Commitments	1	▲	-	+1	
Landlord /Tenant	258	▲	+31.0%	+61	
Misdemeanor	586	▼	-19.2%	-139	
Other	314	▲	+8.7%	+25	
Protective Orders	15	↔		0	
GRAND TOTAL		2,714	▼	-21.4%	-738



* Compared to same time period as previous year

** Case Type Categories are defined in the 2017 Virginia Judicial Workload Assessment

Source: SCV-SQL-Information

* Compared to same time period as previous year

** Case Type Categories are defined in the 2017 Virginia Judicial Workload Assessment
Source: SCV-SQL-Information

2024 Overall GRAND TOTAL		Distribution of Caseload			Change*		Percentage (%) of Caseload		
2,110	+449	Criminal	312	15%	26.3% ▲	+65	Criminal	2023	2024
		Traffic	1,495	71%	32.4% ▲	+366	Traffic	14.9%	14.8%
		Civil	293	14%	14.9% ▲	+38	Civil	68.0%	70.9%
		Civil Commitments	10	0%	-66.7% ▼	-20	Civil Commitments	15.4%	13.9%
		GRAND TOTAL	2,110	100%	27.0% ▲	+449	GRAND TOTAL	1.8%	0.5%
							GRAND TOTAL	100%	100%

Filings by Division & Code

Division	Case Type Description	Code	Summary	Change	% Change	Absolute Change
Criminal	Misdemeanor	M	194	▲	+51.6%	+66
	Felony	F	85	▲	+21.4%	+15
	Capias	CA	20	↔		-
	Show Cause	SC	9	▼	-59.1%	-13
	Civil Violation	CV	4	▼	-42.9%	-3
	Total			312	▲	26.3%
Traffic	Infraction	I	1,199	▲	+39.3%	+338
	Misdemeanor	M	286	▲	+10.9%	+28
	Felony	F	7	▲	+40.0%	+2
	Show Cause	SC	2	▲	+100.0%	+1
	Capias	CA	1	▼	-75.0%	-3
	Total			1,495	▲	32.4%
Civil	Warrant in Debt	WD	139	▲	+26.4%	+29
	Garnishment	GA	67	▲	+21.8%	+12
	Other	OT	21	▲	+133.3%	+12
	Unlawful Detainer	UD	19	▼	-48.6%	-18
	Preliminary Protective Order	PP	15	▲	+87.5%	+7
	Protective Order	PO	11	▲	+22.2%	+2
	Admin License	AL	7	▲	+16.7%	+1
	Detinue	DT	5	▲	+150.0%	+3
	Bond Forfeiture	BF	4	▼	-66.7%	-8
	Abstract	AJ	2	▲	-	+2
	Counter Claim	CC	2	▲	-	+2
	Petition-Restore Arms	PR	1	▲	-	+1
	Capias	CA	0	▼	-100.0%	-1
	Interrogatory	IN	0	▼	-100.0%	-1
	Motion for Judgment	MJ	0	▼	-100.0%	-1
	Overweight	OC	0	▼	-100.0%	-4
Total			293	▲	14.9%	+38
Civil Commitments	Temporary Detention Order	TD	10	▼	-52.4%	-11
	Emergency Custody Order	EC	0	▼	-100.0%	-9
	Total		10	▼	-66.7%	-20
GRAND TOTAL			2,110	▲	27.0%	+449

Filings by Major Case Category**

Category	Summary	Change	% Change	Absolute Change
Felony	92	▲	+22.7%	+17
Garnishment	67	▼	+19.6%	+11
General Civil	145	▲	+28.3%	+32
Infraction/Civil Violation	1,203	▼	+38.0%	+331
Landlord /Tenant	19	▼	-48.6%	-18
Misdemeanor	480	▲	+24.4%	+94
Other	78	▲	-25.7%	-27
Protective Orders	26	▲	+52.9%	+9
GRAND TOTAL	2,110	▲	27.0%	+449

* Compared to same time period as previous year

** Case Type Categories are defined in the 2017 Virginia Judicial Workload Assessment



Source: SCV-SQL-Information

CPSS - GCMS CASELOAD STATISTICS OF THE GENERAL DISTRICT COURTS

January 2024 thru July 2024 Filings (Compared to January 2023 thru July 2023)

Danville

District: 22 FIPS: 590

2024 Overall GRAND TOTAL		Distribution of Caseload			Change*		Percentage (%) of Caseload		
8,602	-52	Criminal	2,392	28%	5.7% ▲	+128	Criminal	2023: 26.2%	2024: 27.8%
		Traffic	2,689	31%	-2.0% ▼	-55	Traffic	31.7%	31.3%
2024 		Civil	2,809	33%	-5.6% ▼	-166	Civil	34.4%	32.7%
2023 		Civil Commitments	712	8%	6.1% ▲	+41	Civil Commitments	7.8%	8.3%
		GRAND TOTAL	8,602	100%	-0.6% ▼	-52	GRAND TOTAL	100%	100%

Filings by Division & Code

Division	Case Type Description	Code	Summary	Change	% Change	Absolute Change
Criminal	Misdemeanor	M	1,476	▲	+5.1%	+71
	Felony	F	620	▲	+15.5%	+83
	Capias	CA	206	▼	-9.3%	-21
	Show Cause	SC	49	▲	+2.1%	+1
	Civil Violation	CV	37	▲	+2.8%	+1
	Motion	MO	2	▲	+100.0%	+1
	Restricted Operators License	RL	2	▼	-80.0%	-8
	Total			2,392	▲	5.7%
Traffic	Infraction	I	1,905	▼	-0.6%	-12
	Misdemeanor	M	729	▼	-2.5%	-19
	Capias	CA	35	▼	-30.0%	-15
	Felony	F	14	▼	-26.3%	-5
	Civil Violation	CV	2	▲	-	+2
	Show Cause	SC	2	↔	-	-
	Other	O	1	▲	-	+1
	Restricted Operators License	RL	1	▼	-87.5%	-7
Total			2,689	▼	-2.0%	-55
Civil	Warrant in Debt	WD	877	▲	+13.2%	+102
	Unlawful Detainer	UD	750	▼	-2.8%	-22
	Garnishment	GA	556	▼	-10.2%	-63
	Detinue	DT	248	▼	-41.4%	-175
	Other	OT	191	▼	+1.6%	+3
	Preliminary Protective Order	PP	64	▲	+16.4%	+9
	Protective Order	PO	62	▲	+17.0%	+9
	Admin License	AL	31	▼	-8.8%	-3
	Bond Forfeiture	BF	15	▼	-28.6%	-6
	Impoundment	IM	6	▲	+50.0%	+2
	Tenants Assertion	TA	4	▼	-33.3%	-2
	Interrogatory	IN	2	▼	-33.3%	-1
	Motion for Judgment	MJ	2	↔	-	-
	Abstract	AJ	1	▼	-88.9%	-8
	Counter Claim	CC	0	▼	-100.0%	-2
	Mechanic's Lien	ML	0	▼	-100.0%	-1
	Petition-Restore Arms	PR	0	▼	-100.0%	-5
Show Cause	SC	0	▼	-100.0%	-3	
Total			2,809	▼	-5.6%	-166
Civil Commitments	Mental Commitment	MC	341	▲	+11.8%	+36
	Temporary Detention Order	TD	156	▲	+19.1%	+25
	Other	OT	147	▲	+13.1%	+17
	Emergency Custody Order	EC	63	▼	-33.0%	-31
	Petition	PT	4	▼	-42.9%	-3
	Medical Emergency Temporary Detention Order	MT	1	▼	-66.7%	-2
	Medical Emergency Custody Order	ME	0	▼	-100.0%	-1
Total			712	▲	6.1%	+41
GRAND TOTAL			8,602	▼	-0.6%	-52

* Compared to same time period as previous year

** Case Type Categories are defined in the 2017 Virginia Judicial Workload Assessment

CPSS - GCMS CASELOAD STATISTICS OF THE GENERAL DISTRICT COURTS



January 2024 thru July 2024 Filings (Compared to January 2023 thru July 2023)

Filings by Major Case Category**

Category	Summary	Change	% Change	Absolute Change
Felony	634	▼	+14.0%	+78
Garnishment	558	▼	-10.3%	-64
General Civil	1,131	▼	-6.8%	-82
Infraction/Civil Violation	1,945	▲	-0.4%	-8
Involuntary Civil Commitments	151	▼	+10.2%	+14
Landlord /Tenant	754	▼	-3.1%	-24
Misdemeanor	2,208	▼	+1.7%	+37
Other	1,095	▼	-1.9%	-21
Protective Orders	126	▲	+16.7%	+18
GRAND TOTAL	8,602	▼	-0.6%	-52

* Compared to same time period as previous year

** Case Type Categories are defined in the 2017 Virginia Judicial Workload Assessment Source: SCV-SQL-Information

2024 Overall GRAND TOTAL		Distribution of Caseload			Change*		Percentage (%) of Caseload		
7,005	+1,152	Criminal	1,077	15%	-2.0% ▼	-22	Criminal	2023	2024
		Traffic	4,315	62%	28.3% ▲	+952	Traffic	18.8%	15.4%
		Civil	1,500	21%	19.2% ▲	+242	Civil	57.5%	61.6%
		Civil Commitments	113	2%	-15.0% ▼	-20	Civil Commitments	21.5%	21.4%
		GRAND TOTAL	7,005	100%	19.7% ▲	+1,152	GRAND TOTAL	2.3%	1.6%
							GRAND TOTAL	100%	100%

Filings by Division & Code

Division	Case Type Description	Code	Summary	Change	% Change	Absolute Change
Criminal	Misdemeanor	M	708	▲	+2.6%	+18
	Felony	F	226	▼	-16.9%	-46
	Capias	CA	70	▼	-17.6%	-15
	Civil Violation	CV	43	▲	+152.9%	+26
	Show Cause	SC	30	▼	-14.3%	-5
	Total			1,077	▼	-2.0%
Traffic	Infraction	I	3,658	▲	+30.7%	+859
	Misdemeanor	M	625	▲	+20.0%	+104
	Capias	CA	24	▲	+9.1%	+2
	Felony	F	4	▼	-76.5%	-13
	Civil Violation	CV	3	▼	-25.0%	-1
	Show Cause	SC	1	▲	-	+1
Total			4,315	▲	28.3%	+952
Civil	Warrant in Debt	WD	676	▲	+36.8%	+182
	Garnishment	GA	373	▲	+2.8%	+10
	Unlawful Detainer	UD	131	▼	-22.9%	-39
	Other	OT	91	▼	+44.4%	+28
	Detinue	DT	43	▲	+43.3%	+13
	Preliminary Protective Order	PP	43	▲	+87.0%	+20
	Admin License	AL	42	▲	+10.5%	+4
	Interrogatory	IN	22	▲	+10.0%	+2
	Impoundment	IM	18	▲	+50.0%	+6
	Show Cause	SC	17	▲	+88.9%	+8
	Bond Forfeiture	BF	16	▲	+23.1%	+3
	Abstract	AJ	12	▲	+300.0%	+9
	Protective Order	PO	8	▼	-11.1%	-1
	Counter Claim	CC	3	↔	-	-
	Petition-Restore Arms	PR	3	▲	+50.0%	+1
	Motion for Judgment	MJ	1	▲	-	+1
Tenants Assertion	TA	1	▼	-83.3%	-5	
Total			1,500	▲	19.2%	+242
Civil Commitments	Temporary Detention Order	TD	65	▼	-7.1%	-5
	Emergency Custody Order	EC	43	▼	-15.7%	-8
	Mental Commitment	MC	3	▼	-72.7%	-8
	Medical Emergency Temporary Detention Order	MT	1	▲	-	+1
	Other	OT	1	▲	-	+1
	Petition	PT	0	▼	-100.0%	-1
Total			113	▼	-15.0%	-20
GRAND TOTAL			7,005	▲	19.7%	+1,152

Filings by Major Case Category**

Category	Summary	Change	% Change	Absolute Change
Felony	230	▼	-20.4%	-59
Garnishment	395	▲	+3.1%	+12
General Civil	724	▲	+36.6%	+194
Infraction/Civil Violation	3,704	▲	+31.3%	+884
Involuntary Civil Commitments	1	▲	-	0
Landlord /Tenant	132	▼	-25.0%	-44

* Compared to same time period as previous year


** Case Type Categories are defined in the 2017 Virginia Judicial Workload Assessment

CPSS - GCMS CASELOAD STATISTICS OF THE GENERAL DISTRICT COURTS
 January 2024 thru July 2024 Filings (Compared to January 2023 thru July 2023)

Misdemeanor	1,333	▲	+10.1%	+122
Other	435	▲	+5.8%	+24
Protective Orders	51	▲	+59.4%	+19
GRAND TOTAL	7,005	▲	19.7%	+1,152

* Compared to same time period as previous year

** Case Type Categories are defined in the 2017 Virginia Judicial Workload Assessment
 Source: SCV-SQL-Information

2024 Overall GRAND TOTAL		Distribution of Caseload			Change*		Percentage (%) of Caseload		
7,138	+1,148	Criminal	629	9%	10.0% ▲	+57	Criminal	2023 9.5%	2024 8.8%
		Traffic	4,632	65%	25.0% ▲	+926	Traffic	61.9%	64.9%
2024		Civil	1,758	25%	10.4% ▲	+165	Civil	26.6%	24.6%
2023		Civil Commitments	119	2%	0.0%	0	Civil Commitments	2.0%	1.7%
		GRAND TOTAL	7,138	100%	19.2% ▲	+1,148	GRAND TOTAL	100%	100%

Filings by Division & Code

Division	Case Type Description	Code	Summary	Change	% Change	Absolute Change
Criminal	Misdemeanor	M	380	▲	+2.7%	+10
	Felony	F	176	▲	+47.9%	+57
	Capias	CA	44	↔		-
	Show Cause	SC	16	▲	+6.7%	+1
	Civil Violation	CV	13	▼	-45.8%	-11
	Total			629	▲	10.0%
Traffic	Infraction	I	3,859	▲	+22.4%	+706
	Misdemeanor	M	741	▲	+41.4%	+217
	Capias	CA	17	↔		-
	Felony	F	11	▲	+22.2%	+2
	Show Cause	SC	3	↔		-
	Civil Violation	CV	1	▲	-	+1
	Total			4,632	▲	25.0%
Civil	Warrant in Debt	WD	956	▲	+21.2%	+167
	Garnishment	GA	465	▲	+10.7%	+45
	Unlawful Detainer	UD	161	▼	-18.3%	-36
	Other	OT	70	▲	+1.4%	+1
	Preliminary Protective Order	PP	25	▲	+25.0%	+5
	Abstract	AJ	17	▼	-29.2%	-7
	Admin License	AL	11	▼	-21.4%	-3
	Detinue	DT	11	▲	+22.2%	+2
	Impoundment	IM	8	▲	+100.0%	+4
	Interrogatory	IN	8	▼	-42.9%	-6
	Show Cause	SC	8	▲	+100.0%	+4
	Bond Forfeiture	BF	6	↔		-
	Protective Order	PO	5	▼	-54.5%	-6
	Counter Claim	CC	2	↔		-
	Tenants Assertion	TA	2	▼	-33.3%	-1
	Overweight	OC	1	▲	-	+1
	Petition-Restore Arms	PR	1	▼	-83.3%	-5
	Third Party Claim	TH	1	▲	-	+1
	Motion for Judgment	MJ	0	▼	-100.0%	-1
Total			1,758	▲	10.4%	+165
Civil Commitments	Temporary Detention Order	TD	71	▲	+24.6%	+14
	Emergency Custody Order	EC	45	▼	-22.4%	-13
	Mental Commitment	MC	1	▼	-50.0%	-1
	Other	OT	1	↔		-
	Petition	PT	1	▲	-	+1
	Medical Emergency Temporary Detention Order	MT	0	▼	-100.0%	-1
Total			119		0.0%	0
GRAND TOTAL			7,138	▲	19.2%	+1,148

Filings by Major Case Category**

Category	Summary	Change	% Change	Absolute Change
Felony	187	▲	+46.1%	+59
Garnishment	473	▼	+9.0%	+39
General Civil	974	▼	+20.4%	+165
Infraction/Civil Violation	3,874	▲	+21.9%	+697

* Compared to same time period as previous year

** Case Type Categories are defined in the 2017 Virginia Judicial Workload Assessment

CPSS - GCMS CASELOAD STATISTICS OF THE GENERAL DISTRICT COURTS
 January 2024 thru July 2024 Filings (Compared to January 2023 thru July 2023)

Involuntary Civil Commitments	2	▲	+100.0%	+1
Landlord /Tenant	163	▼	-18.5%	-37
Misdemeanor	1,121	▲	+25.4%	+227
Other	314	▲	-0.6%	-2
Protective Orders	30	▼	-3.2%	-1
GRAND TOTAL	7,138	▲	19.2%	+1,148

* Compared to same time period as previous year



** Case Type Categories are defined in the 2017 Virginia Judicial Workload Assessment
 Source: SCV-SQL-Information

CPSS - GCMS CASELOAD STATISTICS OF THE GENERAL DISTRICT COURTS

January 2024 thru July 2024 Filings (Compared to January 2023 thru July 2023)

Roanoke

District: 23 FIPS: 770

2024 Overall GRAND TOTAL		Distribution of Caseload			Change*		Percentage (%) of Caseload		
19,517	+1,149	Criminal	2,736	14%	-2.5% ▼	-70	Criminal	2023	2024
		Traffic	9,547	49%	10.7% ▲	+923	Traffic	15.3%	14.0%
		Civil	6,421	33%	5.3% ▲	+323	Civil	47.0%	48.9%
		Civil Commitments	813	4%	-3.2% ▼	-27	Civil Commitments	33.2%	32.9%
		GRAND TOTAL	19,517	100%	6.3% ▲	+1,149	GRAND TOTAL	4.6%	4.2%
							GRAND TOTAL	100%	100%

Filings by Division & Code

Division	Case Type Description	Code	Summary	Change	% Change	Absolute Change
Criminal	Misdemeanor	M	1,925	▲	+1.3%	+25
	Felony	F	669	▼	-9.8%	-73
	Capias	CA	68	▲	+6.3%	+4
	Show Cause	SC	63	▼	-7.4%	-5
	Civil Violation	CV	9	▼	-64.0%	-16
	Motion	MO	1	▼	-83.3%	-5
	Restricted Operators License	RL	1	↔		-
	Total			2,736	▼	-2.5%
Traffic	Infraction	I	7,163	▲	+8.8%	+580
	Misdemeanor	M	2,208	▲	+18.4%	+343
	Felony	F	73	▲	+4.3%	+3
	Show Cause	SC	41	▼	-4.7%	-2
	Civil Violation	CV	32	▲	+33.3%	+8
	Capias	CA	12	▲	+9.1%	+1
	Motion	MO	10	▼	-9.1%	-1
	Restricted Operators License	RL	6	▼	-64.7%	-11
	Other	O	2	▲	-	+2
Total			9,547	▲	10.7%	+923
Civil	Warrant in Debt	WD	2,099	▲	+18.5%	+327
	Unlawful Detainer	UD	1,705	▲	+14.9%	+221
	Garnishment	GA	1,373	▼	-9.1%	-137
	Other	OT	285	▼	-16.9%	-58
	Detinue	DT	225	▼	-29.9%	-96
	Preliminary Protective Order	PP	175	▼	-8.9%	-17
	Protective Order	PO	175	▲	+49.6%	+58
	Interrogatory	IN	136	▲	+52.8%	+47
	Show Cause	SC	74	▲	+10.4%	+7
	Admin License	AL	51	▲	+13.3%	+6
	Bond Forfeiture	BF	34	▼	-40.4%	-23
	Abstract	AJ	28	▼	-30.0%	-12
	Tenants Assertion	TA	27	▲	+12.5%	+3
	Counter Claim	CC	16	▲	+100.0%	+8
	Impoundment	IM	8	▼	-50.0%	-8
	Motion for Judgment	MJ	5	▲	+66.7%	+2
Petition-Restore Arms	PR	3	▲	+200.0%	+2	
Capias	CA	2	▼	-77.8%	-7	
Total			6,421	▲	5.3%	+323
Civil Commitments	Temporary Detention Order	TD	435	▲	+17.6%	+65
	Mental Commitment	MC	172	▼	-17.3%	-36
	Emergency Custody Order	EC	105	▼	-27.6%	-40
	Medical Emergency Temporary Detention Order	MT	70	▼	-14.6%	-12
	Other	OT	31	▼	-11.4%	-4
Total			813	▼	-3.2%	-27
GRAND TOTAL			19,517	▲	6.3%	+1,149

* Compared to same time period as previous year

** Case Type Categories are defined in the 2017 Virginia Judicial Workload Assessment


Source: SCV-SQL-Information

Filings by Major Case Category**

Category	Summary	Change	% Change	Absolute Change
Felony	742	▼	-8.6%	-70
Garnishment	1,509	▲	-5.6%	-90
General Civil	2,354	▲	+11.2%	+238
Infraction/Civil Violation	7,206	▲	+8.7%	+574
Involuntary Civil Commitments	31	▼	-11.4%	-4
Landlord /Tenant	1,732	▲	+14.9%	+224
Misdemeanor	4,140	▼	+9.4%	+357
Other	1,453	▼	-7.7%	-121
Protective Orders	350	▲	+13.3%	+41
GRAND TOTAL	19,517	▲	6.3%	+1,149

* Compared to same time period as previous year

** Case Type Categories are defined in the 2017 Virginia Judicial Workload Assessment
 Source: SCV-SQL-Information

2024 Overall GRAND TOTAL		Distribution of Caseload			Change*		Percentage (%) of Caseload		
15,632	+2,429	Criminal	1,584	10%	7.6% ▲	+112	Criminal	2023: 11.1%	2024: 10.1%
		Traffic	10,800	69%	21.0% ▲	+1,874	Traffic	67.6%	69.1%
2024		Civil	2,571	16%	17.2% ▲	+378	Civil	16.6%	16.4%
2023		Civil Commitments	677	4%	10.6% ▲	+65	Civil Commitments	4.6%	4.3%
		GRAND TOTAL	15,632	100%	18.4% ▲	+2,429	GRAND TOTAL	100%	100%

Filings by Division & Code

Division	Case Type Description	Code	Summary	Change	% Change	Absolute Change
Criminal	Misdemeanor	M	1,045	▲	+6.7%	+66
	Felony	F	386	▲	+12.5%	+43
	Capias	CA	98	▲	+14.0%	+12
	Show Cause	SC	49	▲	+11.4%	+5
	Civil Violation	CV	6	▼	-70.0%	-14
	Total			1,584	▲	7.6%
Traffic	Infraction	I	8,177	▲	+19.0%	+1,305
	Misdemeanor	M	2,428	▲	+29.6%	+554
	Show Cause	SC	68	▼	-9.3%	-7
	Capias	CA	63	▲	+34.0%	+16
	Civil Violation	CV	30	▲	+15.4%	+4
	Felony	F	27	▲	+8.0%	+2
	Restricted Operators License	RL	7	↔		-
	Total			10,800	▲	21.0%
Civil	Warrant in Debt	WD	1,104	▲	+33.8%	+279
	Garnishment	GA	559	▲	+17.7%	+84
	Unlawful Detainer	UD	451	▲	+5.1%	+22
	Other	OT	90	▲	+13.9%	+11
	Admin License	AL	74	▼	-15.9%	-14
	Preliminary Protective Order	PP	68	▲	+51.1%	+23
	Interrogatory	IN	50	▲	+16.3%	+7
	Protective Order	PO	49	▲	+25.6%	+10
	Bond Forfeiture	BF	36	▼	-34.5%	-19
	Show Cause	SC	27	▼	-32.5%	-13
	Abstract	AJ	25	▲	+78.6%	+11
	Impoundment	IM	17	▼	-55.3%	-21
	Detinue	DT	9	▲	+50.0%	+3
	Counter Claim	CC	5	▲	+150.0%	+3
	Petition-Restore Arms	PR	2	↔		-
	Tenants Assertion	TA	2	▼	-75.0%	-6
	Cross Claim	CR	1	▲	-	+1
	Motion for Judgment	MJ	1	▼	-50.0%	-1
	Third Party Claim	TH	1	▲	-	+1
	Capias	CA	0	▼	-100.0%	-1
	Overweight	OC	0	▼	-100.0%	-2
Total			2,571	▲	17.2%	+378
Civil Commitments	Mental Commitment	MC	382	▼	-1.0%	-4
	Temporary Detention Order	TD	146	▲	+47.5%	+47
	Other	OT	96	▲	+26.3%	+20
	Emergency Custody Order	EC	53	▲	+3.9%	+2
	Total			677	▲	10.6%
GRAND TOTAL			15,632	▲	18.4%	+2,429

Filings by Major Case Category**

Category	Summary	Change	% Change	Absolute Change
Felony	413	▲	+12.2%	+45
Garnishment	609	▲	+17.6%	+91
General Civil	1,127	▲	+32.7%	+278

* Compared to same time period as previous year

** Case Type Categories are defined in the 2017 Virginia Judicial Workload Assessment

CPSS - GCMS CASELOAD STATISTICS OF THE GENERAL DISTRICT COURTS
 January 2024 thru July 2024 Filings (Compared to January 2023 thru July 2023)



Infraction/Civil Violation	8,213	▼	+18.7%	+1,293
Involuntary Civil Commitments	96	▲	+26.3%	+20
Landlord /Tenant	453	▼	+3.7%	+16
Misdemeanor	3,480	▲	+21.7%	+620
Other	1,124	▲	+3.0%	+33
Protective Orders	117	▲	+39.3%	+33
GRAND TOTAL	15,632	▲	18.4%	+2,429

* Compared to same time period as previous year

** Case Type Categories are defined in the 2017 Virginia Judicial Workload Assessment
 Source: SCV-SQL-Information

CPSS - GCMS CASELOAD STATISTICS OF THE GENERAL DISTRICT COURTS

January 2024 thru July 2024 Filings (Compared to January 2023 thru July 2023)

2024 Overall GRAND TOTAL		Distribution of Caseload			Change*		Percentage (%) of Caseload		
5,382	+645	Criminal	983	18%	32.1% ▲	+239	Criminal	2023	2024
		Traffic	2,820	52%	10.7% ▲	+272	Traffic	15.7%	18.3%
		Civil	1,112	21%	16.9% ▲	+161	Civil	53.8%	52.4%
		Civil Commitments	467	9%	-5.5% ▼	-27	Civil Commitments	20.1%	20.7%
		GRAND TOTAL	5,382	100%	13.6% ▲	+645	GRAND TOTAL	10.4%	8.7%
							GRAND TOTAL	100%	100%

Filings by Division & Code

Division	Case Type Description	Code	Summary	Change	% Change	Absolute Change
Criminal	Misdemeanor	M	679	▲	+45.1%	+211
	Felony	F	203	▲	+23.0%	+38
	Capias	CA	44	↔		-
	Show Cause	SC	36	▼	-23.4%	-11
	Civil Violation	CV	21	▲	+5.0%	+1
	Total			983	▲	32.1%
Traffic	Infraction	I	2,252	▲	+6.6%	+140
	Misdemeanor	M	530	▲	+38.4%	+147
	Show Cause	SC	20	▼	-50.0%	-20
	Felony	F	10	▲	+150.0%	+6
	Capias	CA	8	↔		-
	Restricted Operators License	RL	0	▼	-100.0%	-1
	Total			2,820	▲	10.7%
Civil	Warrant in Debt	WD	414	▲	+34.0%	+105
	Unlawful Detainer	UD	266	▼	-1.1%	-3
	Garnishment	GA	192	▲	+6.1%	+11
	Admin License	AL	51	▲	+155.0%	+31
	Other	OT	49	▲	+2.1%	+1
	Detinue	DT	37	▼	-24.5%	-12
	Preliminary Protective Order	PP	22	▲	+22.2%	+4
	Interrogatory	IN	20	▲	+81.8%	+9
	Protective Order	PO	15	▼	-6.3%	-1
	Impoundment	IM	14	▲	+250.0%	+10
	Show Cause	SC	14	▲	+55.6%	+5
	Abstract	AJ	9	▼	-10.0%	-1
	Bond Forfeiture	BF	3	▼	-25.0%	-1
	Motion for Judgment	MJ	2	▲	-	+2
	Petition-Restore Arms	PR	2	▲	+100.0%	+1
Tenants Assertion	TA	2	↔		-	
Total			1,112	▲	16.9%	+161
Civil Commitments	Mental Commitment	MC	293	▼	-1.7%	-5
	Temporary Detention Order	TD	111	▼	-19.6%	-27
	Emergency Custody Order	EC	30	▲	+3.4%	+1
	Other	OT	20	▲	+11.1%	+2
	Medical Emergency Temporary Detention Order	MT	13	▲	+18.2%	+2
Total			467	▼	-5.5%	-27
GRAND TOTAL			5,382	▲	13.6%	+645

Filings by Major Case Category**

Category	Summary	Change	% Change	Absolute Change
Felony	213	▲	+26.0%	+44
Garnishment	212	▲	+10.4%	+20
General Civil	458	▲	+26.5%	+96
Infraction/Civil Violation	2,273	▲	+6.6%	+141
Involuntary Civil Commitments	20	▲	+11.1%	+2
Landlord /Tenant	268	▼	-1.1%	-3
Misdemeanor	1,209	▼	+41.9%	+357

* Compared to same time period as previous year

** Case Type Categories are defined in the 2017 Virginia Judicial Workload Assessment

CPSS - GCMS CASELOAD STATISTICS OF THE GENERAL DISTRICT COURTS

January 2024 thru July 2024 Filings (Compared to January 2023 thru July 2023)

Salem

District: 23 FIPS: 775



Other	692	▲	-2.1%	-15
Protective Orders	37	▲	+8.8%	+3
GRAND TOTAL	5,382	▲	13.6%	+645

* Compared to same time period as previous year

** Case Type Categories are defined in the 2017 Virginia Judicial Workload Assessment
Source: SCV-SQL-Information

CPSS - GCMS CASELOAD STATISTICS OF THE GENERAL DISTRICT COURTS

January 2024 thru July 2024 Filings (Compared to January 2023 thru July 2023)

2024 Overall GRAND TOTAL		Distribution of Caseload			Change*		Percentage (%) of Caseload		
5,979	+1,159	Criminal	651	11%	-6.7% ▼	-47	Criminal	2023	2024
		Traffic	4,348	73%	41.9% ▲	+1,283	Traffic	14.5%	10.9%
		Civil	926	15%	-7.2% ▲	-72	Civil	63.6%	72.7%
		Civil Commitments	54	1%	-8.5% ▼	-5	Civil Commitments	20.7%	15.5%
		GRAND TOTAL	5,979	100%	24.0% ▲	+1,159	GRAND TOTAL	100%	100%

Filings by Division & Code

Division	Case Type Description	Code	Summary	Change	% Change	Absolute Change
Criminal	Misdemeanor	M	345	▼	-3.1%	-11
	Felony	F	182	▼	-4.7%	-9
	Show Cause	SC	69	▼	-1.4%	-1
	Capias	CA	47	▼	-24.2%	-15
	Motion	MO	4	▼	-66.7%	-8
	Civil Violation	CV	3	▼	-57.1%	-4
	Restricted Operators License	RL	1	▲	-	+1
	Total			651	▼	-6.7%
Traffic	Infraction	I	3,545	▲	+36.2%	+943
	Misdemeanor	M	735	▲	+88.0%	+344
	Show Cause	SC	22	▼	-29.0%	-9
	Capias	CA	21	▲	+23.5%	+4
	Felony	F	13	▲	+160.0%	+8
	Civil Violation	CV	7	▼	-41.7%	-5
	Motion	MO	5	▼	-28.6%	-2
	Total			4,348	▲	41.9%
Civil	Warrant in Debt	WD	391	▲	+26.1%	+81
	Garnishment	GA	248	▼	-11.4%	-32
	Unlawful Detainer	UD	115	▼	-36.1%	-65
	Other	OT	46	▲	-22.0%	-13
	Preliminary Protective Order	PP	24	▼	-14.3%	-4
	Admin License	AL	21	▼	-32.3%	-10
	Protective Order	PO	21	▲	+10.5%	+2
	Detinue	DT	18	▼	-35.7%	-10
	Interrogatory	IN	17	▼	-5.6%	-1
	Show Cause	SC	9	▼	-18.2%	-2
	Abstract	AJ	5	▼	-58.3%	-7
	Bond Forfeiture	BF	3	▼	-78.6%	-11
	Motion for Judgment	MJ	3	▲	+200.0%	+2
	Capias	CA	2	↔	-	-
	Impoundment	IM	2	▼	-33.3%	-1
	Tenants Assertion	TA	1	↔	-	-
Petition-Restore Arms	PR	0	▼	-100.0%	-1	
Total			926	▼	-7.2%	-72
Civil Commitments	Temporary Detention Order	TD	40	▼	-21.6%	-11
	Emergency Custody Order	EC	14	▲	+75.0%	+6
	Total		54	▼	-8.5%	-5
GRAND TOTAL			5,979	▲	24.0%	+1,159

Filings by Major Case Category**

Category	Summary	Change	% Change	Absolute Change
Felony	195	▲	-0.5%	-1
Garnishment	265	▼	-11.1%	-33
General Civil	424	▲	+21.8%	+76
Infraction/Civil Violation	3,555	▼	+35.6%	+934
Landlord /Tenant	116	▼	-35.9%	-65
Misdemeanor	1,081	▲	+44.7%	+334
Other	298	▼	-22.0%	-84

* Compared to same time period as previous year

** Case Type Categories are defined in the 2017 Virginia Judicial Workload Assessment

CPSS - GCMS CASELOAD STATISTICS OF THE GENERAL DISTRICT COURTS
January 2024 thru July 2024 Filings (Compared to January 2023 thru July 2023)

Protective Orders	45	▼	-4.3%	-2
GRAND TOTAL	5,979	▲	24.0%	+1,159

* Compared to same time period as previous year

** Case Type Categories are defined in the 2017 Virginia Judicial Workload Assessment
Source: SCV-SQL-Information

CPSS - GCMS CASELOAD STATISTICS OF THE GENERAL DISTRICT COURTS

January 2024 thru July 2024 Filings (Compared to January 2023 thru July 2023)

2024 Overall GRAND TOTAL		Distribution of Caseload			Change*		Percentage (%) of Caseload		
6,064	+153	Criminal	1,149	19%	-7.0% ▼	-86	Criminal	20.9%	18.9%
		Traffic	2,810	46%	-4.5% ▼	-131	Traffic	49.8%	46.3%
2024		Civil	1,986	33%	20.4% ▲	+337	Civil	27.9%	32.8%
2023		Civil Commitments	119	2%	38.4% ▲	+33	Civil Commitments	1.5%	2.0%
		GRAND TOTAL	6,064	100%	2.6% ▲	+153	GRAND TOTAL	100%	100%

Filings by Division & Code

Division	Case Type Description	Code	Summary	Change	% Change	Absolute Change
Criminal	Misdemeanor	M	632	▼	-1.7%	-11
	Felony	F	306	▲	+2.0%	+6
	Capias	CA	97	▲	+1.0%	+1
	Show Cause	SC	92	▼	-31.9%	-43
	Civil Violation	CV	22	▼	-63.9%	-39
	Total			1,149	▼	-7.0%
Traffic	Infraction	I	2,072	▼	-3.4%	-72
	Misdemeanor	M	538	▼	-5.3%	-30
	Show Cause	SC	112	▼	-5.9%	-7
	Capias	CA	69	▼	-25.8%	-24
	Felony	F	18	▲	+12.5%	+2
	Restricted Operators License	RL	1	▲	-	+1
	Civil Violation	CV	0	▼	-100.0%	-1
	Total			2,810	▼	-4.5%
Civil	Warrant in Debt	WD	963	▲	+38.4%	+267
	Garnishment	GA	487	▲	+34.2%	+124
	Unlawful Detainer	UD	144	▼	-20.0%	-36
	Other	OT	87	▼	-13.0%	-13
	Preliminary Protective Order	PP	85	▲	+30.8%	+20
	Protective Order	PO	64	▲	+28.0%	+14
	Impoundment	IM	42	▲	+68.0%	+17
	Interrogatory	IN	40	▲	+11.1%	+4
	Detinue	DT	23	▼	-37.8%	-14
	Admin License	AL	17	▼	-41.4%	-12
	Abstract	AJ	14	▼	-22.2%	-4
	Show Cause	SC	13	▼	-62.9%	-22
	Bond Forfeiture	BF	2	▲	-	+2
	Capias	CA	2	▼	-66.7%	-4
	Tenants Assertion	TA	2	▲	+100.0%	+1
	Counter Claim	CC	1	▼	-75.0%	-3
	Overweight	OC	0	▼	-100.0%	-1
	Restricted Operators License	RL	0	▼	-100.0%	-2
	Third Party Claim	TH	0	▼	-100.0%	-1
Total			1,986	▲	20.4%	+337
Civil Commitments	Temporary Detention Order	TD	71	▲	+42.0%	+21
	Emergency Custody Order	EC	48	▲	+37.1%	+13
	Medical Emergency Temporary Detention Order	MT	0	▼	-100.0%	-1
	Total			119	▲	38.4%
GRAND TOTAL			6,064	▲	2.6%	+153

Filings by Major Case Category**

Category	Summary	Change	% Change	Absolute Change
Felony	324	▲	+2.5%	+8
Garnishment	527	▲	+32.1%	+128
General Civil	994	▼	+33.1%	+247
Infraction/Civil Violation	2,094	▼	-5.1%	-113
Landlord /Tenant	146	▲	-19.3%	-35
Misdemeanor	1,171	▲	-3.5%	-42

* Compared to same time period as previous year

** Case Type Categories are defined in the 2017 Virginia Judicial Workload Assessment

CPSS - GCMS CASELOAD STATISTICS OF THE GENERAL DISTRICT COURTS

January 2024 thru July 2024 Filings (Compared to January 2023 thru July 2023)



Other	659	▲	-10.1%	-74
Protective Orders	149	▲	+29.6%	+34
GRAND TOTAL	6,064	▲	2.6%	+153

* Compared to same time period as previous year

** Case Type Categories are defined in the 2017 Virginia Judicial Workload Assessment
Source: SCV-SQL-Information

CPSS - GCMS CASELOAD STATISTICS OF THE GENERAL DISTRICT COURTS

January 2024 thru July 2024 Filings (Compared to January 2023 thru July 2023)

2024 Overall GRAND TOTAL		Distribution of Caseload			Change*		Percentage (%) of Caseload		
6,748	+935	Criminal	861	13%	6.6% ▲	+53	Criminal	2023	2024
		Traffic	3,692	55%	32.2% ▲	+900	Traffic	13.9%	12.8%
		Civil	2,113	31%	-1.7% ▼	-37	Civil	48.0%	54.7%
		Civil Commitments	82	1%	30.2% ▲	+19	Civil Commitments	37.0%	31.3%
		GRAND TOTAL	6,748	100%	16.1% ▲	+935	GRAND TOTAL	1.1%	1.2%
							GRAND TOTAL	100%	100%

Filings by Division & Code

Division	Case Type Description	Code	Summary	Change	% Change	Absolute Change
Criminal	Misdemeanor	M	467	▼	-6.8%	-34
	Felony	F	247	▲	+42.0%	+73
	Show Cause	SC	64	▼	-4.5%	-3
	Capias	CA	60	▲	+53.8%	+21
	Civil Violation	CV	14	▲	+55.6%	+5
	Restricted Operators License	RL	9	▼	-47.1%	-8
	Motion	MO	0	▼	-100.0%	-1
	Total			861	▲	6.6%
Traffic	Infraction	I	3,026	▲	+31.1%	+718
	Misdemeanor	M	576	▲	+39.5%	+163
	Show Cause	SC	35	▲	+34.6%	+9
	Capias	CA	27	▲	+12.5%	+3
	Felony	F	14	▼	-6.7%	-1
	Civil Violation	CV	9	▲	-	+9
	Restricted Operators License	RL	5	↔	-	-
	Motion	MO	0	▼	-100.0%	-1
Total			3,692	▲	32.2%	+900
Civil	Warrant in Debt	WD	1,086	▲	+2.2%	+23
	Unlawful Detainer	UD	387	▼	-8.1%	-34
	Garnishment	GA	356	▲	+16.3%	+50
	Other	OT	75	▼	-25.0%	-25
	Preliminary Protective Order	PP	54	▼	-28.0%	-21
	Detinue	DT	26	▼	-18.8%	-6
	Admin License	AL	25	▲	+19.0%	+4
	Interrogatory	IN	24	▼	-7.7%	-2
	Protective Order	PO	19	▼	-57.8%	-26
	Impoundment	IM	14	↔	-	-
	Show Cause	SC	13	↔	-	-
	Abstract	AJ	12	↔	-	-
	Bond Forfeiture	BF	12	▼	-7.7%	-1
	Counter Claim	CC	3	▲	+50.0%	+1
	Tenants Assertion	TA	3	▲	+50.0%	+1
	Petition-Restore Arms	PR	2	↔	-	-
	Cross Claim	CR	1	▲	-	+1
	Third Party Claim	TH	1	↔	-	-
	Capias	CA	0	▼	-100.0%	-1
	Overweight	OC	0	▼	-100.0%	-1
Total			2,113	▼	-1.7%	-37
Civil Commitments	Temporary Detention Order	TD	51	▲	+64.5%	+20
	Emergency Custody Order	EC	30	▼	-6.3%	-2
	Medical Emergency Temporary Detention Order	MT	1	▲	-	+1
Total			82	▲	30.2%	+19
GRAND TOTAL			6,748	▲	16.1%	+935

Filings by Major Case Category**

Category	Summary	Change	% Change	Absolute Change
Felony	261	▲	+38.1%	+72
Garnishment	380	▲	+14.5%	+48

* Compared to same time period as previous year

** Case Type Categories are defined in the 2017 Virginia Judicial Workload Assessment

CPSS - GCMS CASELOAD STATISTICS OF THE GENERAL DISTRICT COURTS

January 2024 thru July 2024 Filings (Compared to January 2023 thru July 2023)



General Civil	1,123	▼	+1.5%	+17
Infraction/Civil Violation	3,049	▲	+31.5%	+731
Landlord /Tenant	390	▲	-7.8%	-33
Misdemeanor	1,057	▼	+12.9%	+121
Other	415	▲	+6.7%	+26
Protective Orders	73	▼	-39.2%	-47
GRAND TOTAL	6,748	▲	16.1%	+935

* Compared to same time period as previous year

** Case Type Categories are defined in the 2017 Virginia Judicial Workload Assessment
Source: SCV-SQL-Information

CPSS - GCMS CASELOAD STATISTICS OF THE GENERAL DISTRICT COURTS

January 2024 thru July 2024 Filings (Compared to January 2023 thru July 2023)

2024 Overall GRAND TOTAL		Distribution of Caseload			Change*		Percentage (%) of Caseload			
12,753	-387	Criminal	2,901	23%	-8.7%	▼	-278	Criminal	2023: 24.2%	2024: 22.7%
		Traffic	4,313	34%	-12.2%	▼	-597	Traffic	37.4%	33.8%
2024 		Civil	4,940	39%	11.4%	▲	+505	Civil	33.8%	38.7%
2023 		Civil Commitments	599	5%	-2.8%	▼	-17	Civil Commitments	4.7%	4.7%
		GRAND TOTAL	12,753	100%	-2.9%	▼	-387	GRAND TOTAL	100%	100%

Filings by Division & Code

Division	Case Type Description	Code	Summary	Change	% Change	Absolute Change
Criminal	Misdemeanor	M	1,624	▼	-3.3%	-55
	Felony	F	789	▼	-13.4%	-122
	Capias	CA	220	▼	-22.0%	-62
	Show Cause	SC	217	▼	-15.6%	-40
	Civil Violation	CV	26	▲	+8.3%	+2
	Motion	MO	25	▼	-3.8%	-1
	Total			2,901	▼	-8.7%
Traffic	Infraction	I	3,009	▼	-16.6%	-600
	Misdemeanor	M	1,172	▲	+4.4%	+49
	Show Cause	SC	61	▼	-22.8%	-18
	Capias	CA	43	▼	-25.9%	-15
	Felony	F	20	▼	-25.9%	-7
	Restricted Operators License	RL	4	▼	-33.3%	-2
	Motion	MO	2	↔	-	-
	Civil Violation	CV	1	▼	-66.7%	-2
	Other	O	1	▼	-66.7%	-2
Total			4,313	▼	-12.2%	-597
Civil	Warrant in Debt	WD	1,883	▲	+23.6%	+360
	Unlawful Detainer	UD	1,057	▲	+8.7%	+85
	Garnishment	GA	789	▲	+10.2%	+73
	Detinue	DT	283	▼	-12.4%	-40
	Other	OT	234	▼	-12.0%	-32
	Preliminary Protective Order	PP	157	▲	+12.1%	+17
	Protective Order	PO	97	▲	+1.0%	+1
	Interrogatory	IN	96	▲	+1.1%	+1
	Bond Forfeiture	BF	86	▲	+41.0%	+25
	Impoundment	IM	74	▼	-14.0%	-12
	Show Cause	SC	49	▲	+8.9%	+4
	Abstract	AJ	47	▲	+62.1%	+18
	Admin License	AL	47	▼	-11.3%	-6
	Capias	CA	13	▲	+62.5%	+5
	Tenants Assertion	TA	12	▲	+71.4%	+5
	Motion for Judgment	MJ	5	↔	-	-
	Petition-Restore Arms	PR	5	▲	+66.7%	+2
	Counter Claim	CC	2	▼	-71.4%	-5
	Third Party Claim	TH	2	▲	-	+2
	Cross Claim	CR	1	▲	-	+1
Distress Seizure	DS	1	▲	-	+1	
Total			4,940	▲	11.4%	+505
Civil Commitments	Mental Commitment	MC	264	▲	+19.5%	+43
	Temporary Detention Order	TD	187	▼	-16.9%	-38
	Emergency Custody Order	EC	142	▼	-12.9%	-21
	Medical Emergency Temporary Detention Order	MT	3	▼	-25.0%	-1
	Petition	PT	2	▲	-	+2
	Medical Emergency Custody Order	ME	1	▼	-66.7%	-2
Total			599	▼	-2.8%	-17
GRAND TOTAL			12,753	▼	-2.9%	-387

* Compared to same time period as previous year

** Case Type Categories are defined in the 2017 Virginia Judicial Workload Assessment

CPSS - GCMS CASELOAD STATISTICS OF THE GENERAL DISTRICT COURTS
 January 2024 thru July 2024 Filings (Compared to January 2023 thru July 2023)

Lynchburg

District: 24 FIPS: 680

Filings by Major Case Category**



Category	Summary	Change	% Change	Absolute Change
Felony	809	▼	-13.8%	-129
Garnishment	885	▲	+9.1%	+74
General Civil	2,196	▲	+16.3%	+308
Infraction/Civil Violation	3,037	▼	-16.5%	-602
Involuntary Civil Commitments	2	▲	-	+2
Landlord /Tenant	1,069	▲	+9.2%	+90
Misdemeanor	2,800	▼	-0.3%	-8
Other	1,701	▲	-7.6%	-140
Protective Orders	254	▲	+7.6%	+18
GRAND TOTAL	12,753	▼	-2.9%	-387

* Compared to same time period as previous year

** Case Type Categories are defined in the 2017 Virginia Judicial Workload Assessment
 Source: SCV-SQL-Information

CPSS - GCMS CASELOAD STATISTICS OF THE GENERAL DISTRICT COURTS

January 2024 thru July 2024 Filings (Compared to January 2023 thru July 2023)

2024 Overall GRAND TOTAL		Distribution of Caseload			Change*		Percentage (%) of Caseload		
2,925	+246	Criminal	294	10%	-4.9% ▼	-15	Criminal	2023	2024
		Traffic	2,311	79%	15.0% ▲	+302	Traffic	11.5%	10.1%
		Civil	271	9%	-15.6% ▼	-50	Civil	75.0%	79.0%
		Civil Commitments	49	2%	22.5% ▲	+9	Civil Commitments	12.0%	9.3%
		GRAND TOTAL	2,925	100%	9.2% ▲	+246	GRAND TOTAL	100%	100%

Filings by Division & Code

Division	Case Type Description	Code	Summary	Change	% Change	Absolute Change
Criminal	Misdemeanor	M	173	▼	-9.9%	-19
	Felony	F	74	▼	-15.9%	-14
	Show Cause	SC	26	▲	+44.4%	+8
	Capias	CA	16	▲	+166.7%	+10
	Civil Violation	CV	5	↔		-
	Total			294	▼	-4.9%
Traffic	Infraction	I	1,952	▲	+20.0%	+325
	Misdemeanor	M	335	▼	-6.7%	-24
	Capias	CA	9	↔		-
	Show Cause	SC	6	▼	-25.0%	-2
	Felony	F	5	▲	+25.0%	+1
	Civil Violation	CV	3	▲	+200.0%	+2
	Restricted Operators License	RL	1	↔		-
	Total			2,311	▲	15.0%
Civil	Warrant in Debt	WD	111	↔		-
	Garnishment	GA	67	▼	-17.3%	-14
	Unlawful Detainer	UD	24	▲	+41.2%	+7
	Other	OT	22	▼	-31.3%	-10
	Preliminary Protective Order	PP	18	▼	-35.7%	-10
	Protective Order	PO	13	▼	-18.8%	-3
	Admin License	AL	5	▼	-79.2%	-19
	Abstract	AJ	3	▼	-25.0%	-1
	Detinue	DT	3	▲	+50.0%	+1
	Impoundment	IM	3	▲	+200.0%	+2
	Interrogatory	IN	1	↔		-
	Overweight	OC	1	▲	-	+1
	Counter Claim	CC	0	▼	-100.0%	-1
	Motion for Judgment	MJ	0	▼	-100.0%	-2
	Show Cause	SC	0	▼	-100.0%	-1
Total			271	▼	-15.6%	-50
Civil Commitments	Temporary Detention Order	TD	31	▲	+24.0%	+6
	Emergency Custody Order	EC	18	▲	+20.0%	+3
	Total		49	▲	22.5%	+9
GRAND TOTAL			2,925	▲	9.2%	+246

Filings by Major Case Category**

Category	Summary	Change	% Change	Absolute Change
Felony	79	▲	-14.1%	-13
Garnishment	68	▼	-17.1%	-14
General Civil	114	▼	-0.9%	-1
Infraction/Civil Violation	1,961	▲	+20.1%	+328
Landlord /Tenant	24	▲	+41.2%	+7
Misdemeanor	509	▼	-7.8%	-43
Other	139	▲	-3.5%	-5
Protective Orders	31	▼	-29.5%	-13
GRAND TOTAL	2,925	▲	9.2%	+246

* Compared to same time period as previous year

** Case Type Categories are defined in the 2017 Virginia Judicial Workload Assessment

* Compared to same time period as previous year

** Case Type Categories are defined in the 2017 Virginia Judicial Workload Assessment
Source: SCV-SQL-Information

2024 Overall GRAND TOTAL		Distribution of Caseload			Change*		Percentage (%) of Caseload			
2024	5,306	Criminal	732	14%	-1.9%	▼	-14	Criminal	2023	2024
		Traffic	3,573	67%	18.7%	▲	+563	Traffic	16.1%	13.8%
2023	+675	Civil	759	14%	9.5%	▲	+66	Civil	65.0%	67.3%
		Civil Commitments	242	5%	33.0%	▲	+60	Civil Commitments	15.0%	14.3%
		GRAND TOTAL	5,306	100%	14.6%	▲	+675	GRAND TOTAL	100%	100%

Filings by Division & Code

Division	Case Type Description	Code	Summary	Change	% Change	Absolute Change
Criminal	Misdemeanor	M	362	▼	-11.1%	-45
	Felony	F	311	▲	+10.3%	+29
	Capias	CA	36	▲	+9.1%	+3
	Civil Violation	CV	13	▲	+116.7%	+7
	Show Cause	SC	10	▼	-44.4%	-8
	Total			732	▼	-1.9%
Traffic	Infraction	I	2,906	▲	+19.8%	+481
	Misdemeanor	M	599	▲	+13.4%	+71
	Capias	CA	49	▲	+6.5%	+3
	Show Cause	SC	14	▲	+180.0%	+9
	Felony	F	3	↔		-
	Civil Violation	CV	2	▼	-33.3%	-1
	Total			3,573	▲	18.7%
Civil	Warrant in Debt	WD	301	▲	+45.4%	+94
	Garnishment	GA	172	▼	-3.4%	-6
	Unlawful Detainer	UD	126	▲	+4.1%	+5
	Other	OT	58	▼	+11.5%	+6
	Detinue	DT	31	▼	-29.5%	-13
	Preliminary Protective Order	PP	20	▼	-28.6%	-8
	Admin License	AL	18	▼	-30.8%	-8
	Protective Order	PO	18	▼	-18.2%	-4
	Interrogatory	IN	6	▲	+100.0%	+3
	Overweight	OC	3	▲	-	+3
	Show Cause	SC	3	▲	+50.0%	+1
	Abstract	AJ	1	↔		-
	Counter Claim	CC	1	↔		-
	Petition-Restore Arms	PR	1	↔		-
	Capias	CA	0	▼	-100.0%	-2
	Impoundment	IM	0	▼	-100.0%	-4
	Tenants Assertion	TA	0	▼	-100.0%	-1
	Total			759	▲	9.5%
Civil Commitments	Mental Commitment	MC	78	▲	+21.9%	+14
	Other	OT	62	▲	+72.2%	+26
	Temporary Detention Order	TD	58	▲	+13.7%	+7
	Emergency Custody Order	EC	40	▲	+29.0%	+9
	Medical Emergency Temporary Detention Order	MT	4	▲	-	+4
	Total			242	▲	33.0%
GRAND TOTAL			5,306	▲	14.6%	+675

Filings by Major Case Category**

Category	Summary	Change	% Change	Absolute Change
Felony	314	▲	+10.2%	+29
Garnishment	178	▲	-1.7%	-3
General Civil	333	▼	+30.6%	+78
Infraction/Civil Violation	2,924	▲	+20.1%	+490
Involuntary Civil Commitments	62	▲	+72.2%	+26
Landlord /Tenant	126	▼	+3.3%	+4
Misdemeanor	961	▲	+2.8%	+26

* Compared to same time period as previous year

** Case Type Categories are defined in the 2017 Virginia Judicial Workload Assessment

CPSS - GCMS CASELOAD STATISTICS OF THE GENERAL DISTRICT COURTS

January 2024 thru July 2024 Filings (Compared to January 2023 thru July 2023)

Alleghany

District: 25 FIPS: 005

Other	370	▲	+11.1%	+37
Protective Orders	38	▼	-24.0%	-12
GRAND TOTAL	5,306	▲	14.6%	+675

* Compared to same time period as previous year

** Case Type Categories are defined in the 2017 Virginia Judicial Workload Assessment
Source: SCV-SQL-Information

CPSS - GCMS CASELOAD STATISTICS OF THE GENERAL DISTRICT COURTS

January 2024 thru July 2024 Filings (Compared to January 2023 thru July 2023)

Augusta

District: 25 FIPS: 015

2024 Overall GRAND TOTAL		Distribution of Caseload			Change*		Percentage (%) of Caseload		
12,434	+2,797	Criminal	1,530	12%	19.0% ▲	+244	Criminal	2023 13.3%	2024 12.3%
		Traffic	8,958	72%	34.2% ▲	+2,283	Traffic	69.3%	72.0%
2024		Civil	1,496	12%	21.7% ▲	+267	Civil	12.8%	12.0%
2023		Civil Commitments	450	4%	0.7% ▲	+3	Civil Commitments	4.6%	3.6%
		GRAND TOTAL	12,434	100%	29.0% ▲	+2,797	GRAND TOTAL	100%	100%

Filings by Division & Code

Division	Case Type Description	Code	Summary	Change	% Change	Absolute Change
Criminal	Misdemeanor	M	769	▲	+29.9%	+177
	Felony	F	440	▲	+17.0%	+64
	Capias	CA	165	▼	-1.2%	-2
	Show Cause	SC	107	▼	-3.6%	-4
	Civil Violation	CV	49	▲	+22.5%	+9
	Total			1,530	▲	19.0%
Traffic	Infraction	I	7,560	▲	+36.1%	+2,005
	Misdemeanor	M	1,303	▲	+26.5%	+273
	Capias	CA	54	▲	+22.7%	+10
	Show Cause	SC	24	▼	-11.1%	-3
	Felony	F	15	▼	-6.3%	-1
	Civil Violation	CV	1	▼	-66.7%	-2
	Other	O	1	▲	-	+1
	Total			8,958	▲	34.2%
Civil	Warrant in Debt	WD	668	▲	+38.6%	+186
	Garnishment	GA	279	▼	-6.1%	-18
	Unlawful Detainer	UD	273	▲	+40.7%	+79
	Other	OT	89	▼	+17.1%	+13
	Admin License	AL	59	▲	+73.5%	+25
	Preliminary Protective Order	PP	48	▲	+4.3%	+2
	Detinue	DT	18	▲	+100.0%	+9
	Interrogatory	IN	15	▼	-21.1%	-4
	Abstract	AJ	13	▼	-23.5%	-4
	Protective Order	PO	11	▼	-45.0%	-9
	Motion for Judgment	MJ	6	▲	+20.0%	+1
	Show Cause	SC	6	▼	-33.3%	-3
	Impoundment	IM	5	▼	-50.0%	-5
	Counter Claim	CC	2	▲	+100.0%	+1
	Petition-Restore Arms	PR	2	▼	-60.0%	-3
	Bond Forfeiture	BF	1	▲	-	+1
	Tenants Assertion	TA	1	▼	-50.0%	-1
	Capias	CA	0	▼	-100.0%	-2
	Overweight	OC	0	▼	-100.0%	-1
	Total			1,496	▲	21.7%
Civil Commitments	Mental Commitment	MC	197	▼	-1.0%	-2
	Temporary Detention Order	TD	113	▲	+11.9%	+12
	Emergency Custody Order	EC	100	▲	+3.1%	+3
	Other	OT	18	▼	-50.0%	-18
	Petition	PT	16	▲	+23.1%	+3
	Medical Emergency Temporary Detention Order	MT	4	▲	+300.0%	+3
	Medical Emergency Custody Order	ME	2	▲	-	+2
	Total			450	▲	0.7%
GRAND TOTAL			12,434	▲	29.0%	+2,797

Filings by Major Case Category**

Category	Summary	Change	% Change	Absolute Change
Felony	455	▲	+16.1%	+63
Garnishment	294	▼	-7.0%	-22

* Compared to same time period as previous year

** Case Type Categories are defined in the 2017 Virginia Judicial Workload Assessment

CPSS - GCMS CASELOAD STATISTICS OF THE GENERAL DISTRICT COURTS

January 2024 thru July 2024 Filings (Compared to January 2023 thru July 2023)

Augusta

District: 25 FIPS: 015



General Civil	697	▲	+36.9%	+188
Infraction/Civil Violation	7,611	▲	+35.9%	+2,012
Involuntary Civil Commitments	34	▼	-30.6%	-15
Landlord /Tenant	274	▼	+39.8%	+78
Misdemeanor	2,072	▲	+27.7%	+450
Other	938	▲	+5.6%	+50
Protective Orders	59	▼	-10.6%	-7
GRAND TOTAL	12,434	▲	29.0%	+2,797

* Compared to same time period as previous year

** Case Type Categories are defined in the 2017 Virginia Judicial Workload Assessment
Source: SCV-SQL-Information

CPSS - GCMS CASELOAD STATISTICS OF THE GENERAL DISTRICT COURTS

January 2024 thru July 2024 Filings (Compared to January 2023 thru July 2023)

2024 Overall GRAND TOTAL		Distribution of Caseload			Change*		Percentage (%) of Caseload		
1,611	+51	Criminal	134	8%	-10.1% ▼	-15	Criminal	2023	2024
		Traffic	1,389	86%	3.0% ▲	+40	Traffic	9.6%	8.3%
		Civil	83	5%	62.7% ▲	+32	Civil	86.5%	86.2%
		Civil Commitments	5	0%	-54.5% ▼	-6	Civil Commitments	3.3%	5.2%
		GRAND TOTAL	1,611	100%	3.3% ▲	+51	GRAND TOTAL	100%	100%

Filings by Division & Code



Division	Case Type Description	Code	Summary	Change	% Change	Absolute Change
Criminal	Misdemeanor	M	118	▼	-4.1%	-5
	Felony	F	7	▼	-36.4%	-4
	Civil Violation	CV	6	▲	+100.0%	+3
	Capias	CA	2	▼	-60.0%	-3
	Show Cause	SC	1	▼	-85.7%	-6
	Total			134	▼	-10.1%
Traffic	Infraction	I	1,272	▲	+2.0%	+25
	Misdemeanor	M	115	▲	+15.0%	+15
	Show Cause	SC	2	▲	+100.0%	+1
	Capias	CA	0	▼	-100.0%	-1
	Total			1,389	▲	3.0%
Civil	Warrant in Debt	WD	33	▲	+94.1%	+16
	Garnishment	GA	15	↔	-	-
	Other	OT	7	▲	+75.0%	+3
	Protective Order	PO	5	▲	+400.0%	+4
	Unlawful Detainer	UD	5	▲	+150.0%	+3
	Admin License	AL	4	▼	-20.0%	-1
	Preliminary Protective Order	PP	4	▲	+33.3%	+1
	Detinue	DT	3	▲	-	+3
	Interrogatory	IN	2	▲	-	+2
	Show Cause	SC	2	▲	-	+2
	Capias	CA	1	▲	-	+1
	Counter Claim	CC	1	▲	-	+1
	Impoundment	IM	1	▼	-66.7%	-2
	Overweight	OC	0	▼	-100.0%	-1
	Total			83	▲	62.7%
Civil Commitments	Emergency Custody Order	EC	3	▼	-40.0%	-2
	Temporary Detention Order	TD	2	▼	-66.7%	-4
	Total			5	▼	-54.5%
GRAND TOTAL			1,611	▲	3.3%	+51

Filings by Major Case Category**

Category	Summary	Change	% Change	Absolute Change
Felony	7	▼	-36.4%	-4
Garnishment	17	▲	+13.3%	+2
General Civil	37	▲	+105.6%	+19
Infraction/Civil Violation	1,278	▲	+2.2%	+27
Landlord /Tenant	5	▲	+150.0%	+3
Misdemeanor	233	▲	+4.5%	+10
Other	25	▲	-30.6%	-11
Protective Orders	9	▲	+125.0%	+5
GRAND TOTAL	1,611	▲	3.3%	+51

* Compared to same time period as previous year

** Case Type Categories are defined in the 2017 Virginia Judicial Workload Assessment

2024 Overall GRAND TOTAL		Distribution of Caseload			Change*		Percentage (%) of Caseload		
8,225	-904	Criminal	700	9%	15.5% ▲	+94	Criminal	2023 6.6%	2024 8.5%
		Traffic	6,748	82%	-14.3% ▼	-1,130	Traffic	86.3%	82.0%
		Civil	728	9%	17.8% ▲	+110	Civil	6.8%	8.9%
		Civil Commitments	49	1%	81.5% ▲	+22	Civil Commitments	0.3%	0.6%
		GRAND TOTAL	8,225	100%	-9.9% ▼	-904	GRAND TOTAL	100%	100%

Filings by Division & Code

Division	Case Type Description	Code	Summary	Change	% Change	Absolute Change
Criminal	Misdemeanor	M	498	▲	+28.4%	+110
	Felony	F	115	▼	-8.0%	-10
	Show Cause	SC	30	▲	+30.4%	+7
	Civil Violation	CV	28	▲	+27.3%	+6
	Capias	CA	27	▼	-42.6%	-20
	Motion	MO	1	▲	-	+1
	Restricted Operators License	RL	1	↔	-	-
	Total			700	▲	15.5%
Traffic	Infraction	I	5,781	▼	-13.2%	-876
	Misdemeanor	M	919	▼	-21.4%	-250
	Show Cause	SC	27	▼	-15.6%	-5
	Capias	CA	17	▲	+88.9%	+8
	Felony	F	3	▼	-66.7%	-6
	Civil Violation	CV	1	↔	-	-
	Restricted Operators License	RL	0	▼	-100.0%	-1
	Total			6,748	▼	-14.3%
Civil	Warrant in Debt	WD	373	▲	+24.3%	+73
	Garnishment	GA	123	▼	-0.8%	-1
	Unlawful Detainer	UD	63	▲	+61.5%	+24
	Admin License	AL	38	▲	+26.7%	+8
	Other	OT	38	▲	+58.3%	+14
	Protective Order	PO	17	▲	+21.4%	+3
	Overweight	OC	16	▼	-52.9%	-18
	Preliminary Protective Order	PP	16	▲	+23.1%	+3
	Impoundment	IM	15	▲	+50.0%	+5
	Interrogatory	IN	8	▼	-11.1%	-1
	Bond Forfeiture	BF	4	▲	+300.0%	+3
	Motor Carrier	MC	4	▲	+100.0%	+2
	Show Cause	SC	4	▲	-	+4
	Detinue	DT	3	▼	-50.0%	-3
	Counter Claim	CC	2	▲	-	+2
	Tenants Assertion	TA	2	▲	+100.0%	+1
	Abstract	AJ	1	▼	-90.0%	-9
	Petition to Require Blood Test	BT	1	▲	-	+1
	Petition-Restore Arms	PR	0	▼	-100.0%	-1
Total			728	▲	17.8%	+110
Civil Commitments	Temporary Detention Order	TD	32	▲	+128.6%	+18
	Emergency Custody Order	EC	16	▲	+45.5%	+5
	Mental Commitment	MC	1	▼	-50.0%	-1
	Total			49	▲	81.5%
GRAND TOTAL			8,225	▼	-9.9%	-904

Filings by Major Case Category**

Category	Summary	Change	% Change	Absolute Change
Felony	118	▼	-11.9%	-16
Garnishment	131	▼	-1.5%	-2
General Civil	383	▼	+22.8%	+71
Infraction/Civil Violation	5,830	▲	-13.2%	-886

* Compared to same time period as previous year

** Case Type Categories are defined in the 2017 Virginia Judicial Workload Assessment

Source: SCV-SQL-Information

CPSS - GCMS CASELOAD STATISTICS OF THE GENERAL DISTRICT COURTS

January 2024 thru July 2024 Filings (Compared to January 2023 thru July 2023)



Botetourt

District: 25 FIPS: 023

Landlord /Tenant	65	▲	+62.5%	+25
Misdemeanor	1,418	▼	-9.0%	-141
Other	247	▲	+18.8%	+39
Protective Orders	33	▲	+22.2%	+6
GRAND TOTAL	8,225	▼	-9.9%	-904

* Compared to same time period as previous year

** Case Type Categories are defined in the 2017 Virginia Judicial Workload Assessment
Source: SCV-SQL-Information

2024 Overall GRAND TOTAL		Distribution of Caseload			Change*		Percentage (%) of Caseload			
764	-478	Criminal	166	22%	-22.4%	▼	-48	Criminal	2023: 17.2%	2024: 21.7%
		Traffic	379	50%	-54.7%	▼	-458	Traffic	67.4%	49.6%
		Civil	210	27%	20.0%	▲	+35	Civil	14.1%	27.5%
		Civil Commitments	9	1%	-43.8%	▼	-7	Civil Commitments	1.3%	1.2%
		GRAND TOTAL	764	100%	-38.5%	▼	-478	GRAND TOTAL	100%	100%

Filings by Division & Code


Division	Case Type Description	Code	Summary	Change	% Change	Absolute Change
Criminal	Misdemeanor	M	116	▲	+2.7%	+3
	Felony	F	29	▼	-60.8%	-45
	Show Cause	SC	9	▲	+50.0%	+3
	Capias	CA	8	▼	-52.9%	-9
	Civil Violation	CV	4	↔		-
	Total			166	▼	-22.4%
Traffic	Infraction	I	265	▼	-60.0%	-397
	Misdemeanor	M	82	▼	-41.4%	-58
	Capias	CA	23	▼	-28.1%	-9
	Show Cause	SC	6	▲	-	+6
	Felony	F	3	↔		-
	Total			379	▼	-54.7%
Civil	Warrant in Debt	WD	81	▲	+80.0%	+36
	Garnishment	GA	46	▼	-22.0%	-13
	Unlawful Detainer	UD	39	▼	-2.5%	-1
	Other	OT	16	▲	+6.7%	+1
	Admin License	AL	12	▲	+50.0%	+4
	Preliminary Protective Order	PP	5	↔		-
	Protective Order	PO	3	▲	+200.0%	+2
	Impoundment	IM	2	▲	-	+2
	Abstract	AJ	1	▲	-	+1
	Bond Forfeiture	BF	1	↔		-
	Capias	CA	1	▲	-	+1
	Detinue	DT	1	▲	-	+1
	Interrogatory	IN	1	▲	-	+1
	Show Cause	SC	1	▲	-	+1
	Tenants Assertion	TA	0	▼	-100.0%	-1
Total			210	▲	20.0%	+35
Civil Commitments	Temporary Detention Order	TD	6	▼	-53.8%	-7
	Emergency Custody Order	EC	3	↔		-
	Total		9	▼	-43.8%	-7
GRAND TOTAL			764	▼	-38.5%	-478

Filings by Major Case Category**

Category	Summary	Change	% Change	Absolute Change
Felony	32	▼	-58.4%	-45
Garnishment	47	▲	-20.3%	-12
General Civil	82	▲	+82.2%	+37
Infraction/Civil Violation	269	▼	-59.6%	-397
Landlord /Tenant	39	▼	-4.9%	-2
Misdemeanor	198	▼	-21.7%	-55
Other	89	▲	-6.3%	-6
Protective Orders	8	▲	+33.3%	+2
GRAND TOTAL	764	▼	-38.5%	-478

* Compared to same time period as previous year

** Case Type Categories are defined in the 2017 Virginia Judicial Workload Assessment

2024 Overall GRAND TOTAL		Distribution of Caseload			Change*		Percentage (%) of Caseload		
572 +116 	Criminal	84	15%	7.7% ▲	+6	Criminal	2023	2024	
	Traffic	373	65%	29.5% ▲	+85	Traffic	17.1%	14.7%	
	Civil	112	20%	25.8% ▲	+23	Civil	63.2%	65.2%	
	Civil Commitments	3	1%	200.0% ▲	+2	Civil Commitments	19.5%	19.6%	
	GRAND TOTAL	572	100%	25.4% ▲	+116	GRAND TOTAL	0.2%	0.5%	
						GRAND TOTAL	100%	100%	

Filings by Division & Code

Division	Case Type Description	Code	Summary	Change	% Change	Absolute Change
Criminal	Misdemeanor	M	55	▲	+1.9%	+1
	Felony	F	21	▲	+61.5%	+8
	Show Cause	SC	6	▼	-14.3%	-1
	Capias	CA	1	▼	-75.0%	-3
	Civil Violation	CV	1	▲	-	+1
	Total			84	▲	7.7%
Traffic	Infraction	I	327	▲	+36.3%	+87
	Misdemeanor	M	42	▼	-4.5%	-2
	Capias	CA	2	▲	+100.0%	+1
	Show Cause	SC	2	▲	+100.0%	+1
	Restricted Operators License	RL	0	▼	-100.0%	-2
	Total			373	▲	29.5%
Civil	Warrant in Debt	WD	50	▲	+11.1%	+5
	Garnishment	GA	19	▲	+72.7%	+8
	Unlawful Detainer	UD	17	▲	+13.3%	+2
	Other	OT	6	▲	-	-
	Admin License	AL	5	↔	-	-
	Interrogatory	IN	4	▲	-	+4
	Preliminary Protective Order	PP	3	▲	+200.0%	+2
	Protective Order	PO	3	▲	-	+3
	Detinue	DT	2	▲	-	+2
	Impoundment	IM	2	▲	+100.0%	+1
	Tenants Assertion	TA	1	▼	-80.0%	-4
	Total			112	▲	25.8%
Civil Commitments	Emergency Custody Order	EC	2	▲	-	+2
	Temporary Detention Order	TD	1	↔	-	-
	Total		3	▲	200.0%	+2
GRAND TOTAL			572	▲	25.4%	+116

Filings by Major Case Category**

Category	Summary	Change	% Change	Absolute Change	
Felony	21	▲	+61.5%	+8	
Garnishment	23	▲	+109.1%	+12	
General Civil	53	▲	+17.8%	+8	
Infraction/Civil Violation	328	▲	+36.7%	+88	
Landlord /Tenant	18	▼	-10.0%	-2	
Misdemeanor	97	▼	-3.0%	-3	
Other	26	▲	-	0	
Protective Orders	6	▲	+500.0%	+5	
GRAND TOTAL		572	▲	25.4%	+116

* Compared to same time period as previous year

** Case Type Categories are defined in the 2017 Virginia Judicial Workload Assessment
 Source: SCV-SQL-Information

2024 Overall GRAND TOTAL		Distribution of Caseload			Change*		Percentage (%) of Caseload			
2024	572	+44	Criminal	41	7%	46.4% ▲	+13	Criminal	2023	2024
			Traffic	487	85%	5.2% ▲	+24	Traffic	5.3%	7.2%
2023			Civil	43	8%	19.4% ▲	+7	Civil	87.7%	85.1%
			Civil Commitments	1	0%	0.0%	0	Civil Commitments	6.8%	7.5%
			GRAND TOTAL	572	100%	8.3% ▲	+44	GRAND TOTAL	100%	100%

Filings by Division & Code

Division	Case Type Description	Code	Summary	Change	% Change	Absolute Change
Criminal	Misdemeanor	M	34	▲	+61.9%	+13
	Felony	F	3	▲	+50.0%	+1
	Capias	CA	2	▲	-	+2
	Civil Violation	CV	1	▼	-50.0%	-1
	Show Cause	SC	1	▼	-66.7%	-2
	Total			41	▲	46.4%
Traffic	Infraction	I	441	▲	+3.8%	+16
	Misdemeanor	M	44	▲	+22.2%	+8
	Capias	CA	2	▲	+100.0%	+1
	Felony	F	0	▼	-100.0%	-1
	Total			487	▲	5.2%
Civil	Warrant in Debt	WD	32	▲	+45.5%	+10
	Unlawful Detainer	UD	5	▲	+150.0%	+3
	Garnishment	GA	3	▼	-62.5%	-5
	Abstract	AJ	1	▲	-	+1
	Admin License	AL	1	▲	-	+1
	Protective Order	PO	1	↔	-	-
	Detinue	DT	0	▼	-100.0%	-1
	Other	OT	0	▼	-100.0%	-1
	Preliminary Protective Order	PP	0	▼	-100.0%	-1
Total			43	▲	19.4%	+7
Civil Commitments	Temporary Detention Order	TD	1	↔	-	-
Total			1		0.0%	0
GRAND TOTAL			572	▲	8.3%	+44

Filings by Major Case Category**

Category	Summary	Change	% Change	Absolute Change
Felony	3	▼		0
Garnishment	3	▼	-62.5%	-5
General Civil	32	▼	+39.1%	+9
Infraction/Civil Violation	442	▼	+3.5%	+15
Landlord /Tenant	5	▲	+150.0%	+3
Misdemeanor	78	▲	+36.8%	+21
Other	8	▲	+33.3%	+2
Protective Orders	1	▼	-50.0%	-1
GRAND TOTAL	572	▲	8.3%	+44

* Compared to same time period as previous year

** Case Type Categories are defined in the 2017 Virginia Judicial Workload Assessment

Source: SCV-SQL-Information

CPSS - GCMS CASELOAD STATISTICS OF THE GENERAL DISTRICT COURTS

January 2024 thru July 2024 Filings (Compared to January 2023 thru July 2023)

Rockbridge

District: 25 FIPS: 163

2024 Overall GRAND TOTAL		Distribution of Caseload			Change*		Percentage (%) of Caseload		
5,774	-513	Criminal	864	15%	18.0% ▲	+132	Criminal	2023	2024
		Traffic	4,127	71%	-13.7% ▼	-655	Traffic	76.1%	71.5%
2024		Civil	724	13%	2.3% ▲	+16	Civil	11.3%	12.5%
2023		Civil Commitments	59	1%	-9.2% ▼	-6	Civil Commitments	1.0%	1.0%
		GRAND TOTAL	5,774	100%	-8.2% ▼	-513	GRAND TOTAL	100%	100%

Filings by Division & Code

Division	Case Type Description	Code	Summary	Change	% Change	Absolute Change
Criminal	Misdemeanor	M	530	▲	+23.8%	+102
	Felony	F	220	▲	+5.3%	+11
	Capias	CA	79	▲	+25.4%	+16
	Show Cause	SC	21	▲	+10.5%	+2
	Civil Violation	CV	14	▲	+7.7%	+1
	Total			864	▲	18.0%
Traffic	Infraction	I	3,179	▼	-2.6%	-84
	Misdemeanor	M	909	▼	-37.3%	-541
	Capias	CA	24	▼	-36.8%	-14
	Show Cause	SC	8	▼	-50.0%	-8
	Felony	F	7	▼	-50.0%	-7
	Other	O	0	▼	-100.0%	-1
	Total			4,127	▼	-13.7%
Civil	Warrant in Debt	WD	279	▲	+3.0%	+8
	Garnishment	GA	178	▼	-3.3%	-6
	Unlawful Detainer	UD	71	▼	-19.3%	-17
	Other	OT	59	▲	+90.3%	+28
	Detinue	DT	43	▼	-31.7%	-20
	Preliminary Protective Order	PP	27	▲	+68.8%	+11
	Admin License	AL	16	▲	+6.7%	+1
	Show Cause	SC	14	▲	+133.3%	+8
	Protective Order	PO	13	▼	-23.5%	-4
	Impoundment	IM	5	▲	+400.0%	+4
	Abstract	AJ	4	▲	+100.0%	+2
	Overweight	OC	3	▲	-	+3
	Petition-Restore Arms	PR	3	▲	-	+3
	Counter Claim	CC	2	▲	-	+2
	Interrogatory	IN	2	▼	-66.7%	-4
	Tenants Assertion	TA	2	▲	-	+2
	Zoning Violation	ZO	2	↔	-	-
	Bond Forfeiture	BF	1	▼	-75.0%	-3
	Motion for Judgment	MJ	0	▼	-100.0%	-2
Total			724	▲	2.3%	+16
Civil Commitments	Temporary Detention Order	TD	42	↔	-	-
	Emergency Custody Order	EC	17	▼	-26.1%	-6
	Total			59	▼	-9.2%
GRAND TOTAL			5,774	▼	-8.2%	-513

Filings by Major Case Category**

Category	Summary	Change	% Change	Absolute Change
Felony	227	▼	+1.8%	+4
Garnishment	180	▼	-5.3%	-10
General Civil	326	▲	-3.3%	-11
Infraction/Civil Violation	3,196	▲	-2.5%	-81
Landlord /Tenant	73	▲	-17.0%	-15
Misdemeanor	1,441	▼	-23.4%	-439
Other	291	▲	+12.4%	+32

* Compared to same time period as previous year

** Case Type Categories are defined in the 2017 Virginia Judicial Workload Assessment

CPSS - GCMS CASELOAD STATISTICS OF THE GENERAL DISTRICT COURTS
January 2024 thru July 2024 Filings (Compared to January 2023 thru July 2023)

Protective Orders	40	▲	+21.2%	+7
GRAND TOTAL	5,774	▼	-8.2%	-513

* Compared to same time period as previous year



** Case Type Categories are defined in the 2017 Virginia Judicial Workload Assessment
Source: SCV-SQL-Information

CPSS - GCMS CASELOAD STATISTICS OF THE GENERAL DISTRICT COURTS

January 2024 thru July 2024 Filings (Compared to January 2023 thru July 2023)

Staunton

District: 25 FIPS: 790

2024 Overall GRAND TOTAL		Distribution of Caseload			Change*		Percentage (%) of Caseload			
5,486	+129	Criminal	898	16%	-2.6%	▼	-24	Criminal	2023	2024
		Traffic	2,554	47%	-3.3%	▼	-88	Traffic	17.2%	16.4%
2024 		Civil	1,050	19%	18.6%	▲	+165	Civil	49.3%	46.6%
2023 		Civil Commitments	984	18%	8.4%	▲	+76	Civil Commitments	16.5%	19.1%
		GRAND TOTAL	5,486	100%	2.4%	▲	+129	GRAND TOTAL	16.9%	17.9%
								GRAND TOTAL	100%	100%

Filings by Division & Code

Division	Case Type Description	Code	Summary	Change	% Change	Absolute Change
Criminal	Misdemeanor	M	457	▲	+6.3%	+27
	Felony	F	240	▼	-24.1%	-76
	Capias	CA	113	▲	+2.7%	+3
	Show Cause	SC	46	▲	+35.3%	+12
	Civil Violation	CV	38	▲	+72.7%	+16
	Motion	MO	2	▼	-77.8%	-7
	Restricted Operators License	RL	2	▲	+100.0%	+1
	Total			898	▼	-2.6%
Traffic	Infraction	I	2,119	▲	+1.5%	+31
	Misdemeanor	M	322	▼	-17.4%	-68
	Capias	CA	74	▼	-32.7%	-36
	Other	O	16	▼	-54.3%	-19
	Show Cause	SC	15	▲	+150.0%	+9
	Felony	F	5	▼	-37.5%	-3
	Restricted Operators License	RL	2	▲	+100.0%	+1
	Motion	MO	1	↔		-
	Civil Violation	CV	0	▼	-100.0%	-3
Total			2,554	▼	-3.3%	-88
Civil	Warrant in Debt	WD	412	▲	+57.3%	+150
	Garnishment	GA	261	▼	-1.1%	-3
	Unlawful Detainer	UD	175	▲	+12.9%	+20
	Other	OT	45	▲	+32.4%	+11
	Preliminary Protective Order	PP	35	▲	+150.0%	+21
	Protective Order	PO	30	▲	+130.8%	+17
	Detinue	DT	28	▲	+7.7%	+2
	Interrogatory	IN	16	▼	-61.9%	-26
	Admin License	AL	13	▼	-27.8%	-5
	Show Cause	SC	10	▼	-58.3%	-14
	Abstract	AJ	8	▼	-57.9%	-11
	Impoundment	IM	6	▲	+200.0%	+4
	Motion for Judgment	MJ	4	▼	-20.0%	-1
	Counter Claim	CC	3	▲	+200.0%	+2
	Tenants Assertion	TA	2	▲	-	+2
	Capias	CA	1	▼	-66.7%	-2
	Petition-Restore Arms	PR	1	↔		-
	Bond Forfeiture	BF	0	▼	-100.0%	-1
	Cross Claim	CR	0	▼	-100.0%	-1
Total			1,050	▲	18.6%	+165
Civil Commitments	Mental Commitment	MC	605	▲	+8.4%	+47
	Other	OT	221	▲	+16.3%	+31
	Temporary Detention Order	TD	85	▼	-7.6%	-7
	Emergency Custody Order	EC	45	▼	-4.3%	-2
	Petition	PT	28	▲	+33.3%	+7
Total			984	▲	8.4%	+76
GRAND TOTAL			5,486	▲	2.4%	+129

* Compared to same time period as previous year

** Case Type Categories are defined in the 2017 Virginia Judicial Workload Assessment

Filings by Major Case Category**

Category	Summary	Change	% Change	Absolute Change
Felony	245	▼	-24.4%	-79
Garnishment	277	▼	-9.5%	-29
General Civil	448	▲	+51.9%	+153
Infraction/Civil Violation	2,173	▼	+1.2%	+25
Involuntary Civil Commitments	249	▲	+18.0%	+38
Landlord /Tenant	177	▲	+14.2%	+22
Misdemeanor	783	▲	-4.7%	-39
Other	1,069	▲		0
Protective Orders	65	▲	+140.7%	+38
GRAND TOTAL	5,486	▲	2.4%	+129

* Compared to same time period as previous year



** Case Type Categories are defined in the 2017 Virginia Judicial Workload Assessment
 Source: SCV-SQL-Information

CPSS - GCMS CASELOAD STATISTICS OF THE GENERAL DISTRICT COURTS

January 2024 thru July 2024 Filings (Compared to January 2023 thru July 2023)

Waynesboro

District: 25 FIPS: 820

2024 Overall GRAND TOTAL		Distribution of Caseload			Change*		Percentage (%) of Caseload		
3,539	+233	Criminal	607	17%	1.5% ▲	+9	Criminal	2023	2024
		Traffic	952	27%	36.6% ▲	+255	Traffic	18.1%	17.2%
2024 		Civil	1,881	53%	-2.0% ▼	-38	Civil	21.1%	26.9%
2023 		Civil Commitments	99	3%	7.6% ▲	+7	Civil Commitments	58.0%	53.2%
		GRAND TOTAL	3,539	100%	7.0% ▲	+233	GRAND TOTAL	2.8%	2.8%
							GRAND TOTAL	100%	100%

Filings by Division & Code

Division	Case Type Description	Code	Summary	Change	% Change	Absolute Change
Criminal	Misdemeanor	M	327	▲	+10.8%	+32
	Felony	F	178	↔		-
	Capias	CA	71	▼	-29.0%	-29
	Show Cause	SC	25	▲	+31.6%	+6
	Civil Violation	CV	6	↔		-
	Total			607	▲	1.5%
Traffic	Infraction	I	606	▲	+41.3%	+177
	Misdemeanor	M	256	▲	+32.6%	+63
	Capias	CA	61	▲	+103.3%	+31
	Show Cause	SC	17	▼	-37.0%	-10
	Felony	F	5	▼	-37.5%	-3
	Civil Violation	CV	4	▲	+33.3%	+1
	Restricted Operators License	RL	3	▼	-57.1%	-4
	Total			952	▲	36.6%
Civil	Warrant in Debt	WD	1,071	▼	-2.5%	-27
	Garnishment	GA	314	▲	+4.3%	+13
	Unlawful Detainer	UD	238	▲	+11.2%	+24
	Detinue	DT	89	▼	-21.9%	-25
	Other	OT	47	▼	-32.9%	-23
	Preliminary Protective Order	PP	36	▼	-14.3%	-6
	Show Cause	SC	20	▲	+17.6%	+3
	Admin License	AL	14	▲	+27.3%	+3
	Interrogatory	IN	13	▼	-40.9%	-9
	Abstract	AJ	11	▲	+22.2%	+2
	Protective Order	PO	11	↔		-
	Motion for Judgment	MJ	6	▲	+50.0%	+2
	Detinue Seizure	DZ	4	▲	-	+4
	Impoundment	IM	4	▲	+33.3%	+1
	Capias	CA	2	▲	+100.0%	+1
	Counter Claim	CC	1	↔		-
	Tenants Assertion	TA	0	▼	-100.0%	-1
Total			1,881	▼	-2.0%	-38
Civil Commitments	Temporary Detention Order	TD	70	▲	+1.4%	+1
	Emergency Custody Order	EC	29	▲	+26.1%	+6
	Total		99	▲	7.6%	+7
GRAND TOTAL			3,539	▲	7.0%	+233

Filings by Major Case Category**

Category	Summary	Change	% Change	Absolute Change
Felony	183	▼	-1.6%	-3
Garnishment	327	▼	+1.2%	+4
General Civil	1,171	▲	-3.8%	-46
Infraction/Civil Violation	616	▲	+40.6%	+178
Landlord /Tenant	238	▼	+10.7%	+23
Misdemeanor	586	▼	+18.4%	+91
Other	371	▲	-2.1%	-8
Protective Orders	47	▼	-11.3%	-6

* Compared to same time period as previous year

** Case Type Categories are defined in the 2017 Virginia Judicial Workload Assessment

Source: SCV-SQL-Information

CPSS - GCMS CASELOAD STATISTICS OF THE GENERAL DISTRICT COURTS
January 2024 thru July 2024 Filings (Compared to January 2023 thru July 2023)


<i>GRAND TOTAL</i>	3,539	▲	7.0%	+233
---------------------------	--------------	---	------	------

* Compared to same time period as previous year

** Case Type Categories are defined in the 2017 Virginia Judicial Workload Assessment
Source: SCV-SQL-Information

CPSS - GCMS CASELOAD STATISTICS OF THE GENERAL DISTRICT COURTS

January 2024 thru July 2024 Filings (Compared to January 2023 thru July 2023)

2024 Overall GRAND TOTAL		Distribution of Caseload			Change*		Percentage (%) of Caseload		
2,253	-258	Criminal	187	8%	-23.4% ▼	-57	Criminal	2023 9.7%	2024 8.3%
		Traffic	1,802	80%	-12.9% ▼	-268	Traffic	82.4%	80.0%
2024		Civil	256	11%	35.4% ▲	+67	Civil	7.5%	11.4%
2023		Civil Commitments	8	0%	0.0%	0	Civil Commitments	0.3%	0.4%
		GRAND TOTAL	2,253	100%	-10.3% ▼	-258	GRAND TOTAL	100%	100%

Filings by Division & Code

Division	Case Type Description	Code	Summary	Change	% Change	Absolute Change
Criminal	Misdemeanor	M	116	▼	-30.1%	-50
	Felony	F	27	▼	-6.9%	-2
	Show Cause	SC	20	▼	-13.0%	-3
	Capias	CA	9	▲	+12.5%	+1
	Civil Violation	CV	9	▼	-18.2%	-2
	Motion	MO	5	▲	+66.7%	+2
	Restricted Operators License	RL	1	▼	-75.0%	-3
	Total			187	▼	-23.4%
Traffic	Infraction	I	1,535	▼	-12.0%	-209
	Misdemeanor	M	255	▼	-20.3%	-65
	Felony	F	4	▲	+33.3%	+1
	Show Cause	SC	4	▲	+300.0%	+3
	Capias	CA	3	▲	+50.0%	+1
	Motion	MO	1	▲	-	+1
	Total			1,802	▼	-12.9%
Civil	Warrant in Debt	WD	133	▲	+51.1%	+45
	Admin License	AL	41	▲	+127.8%	+23
	Garnishment	GA	41	▼	-19.6%	-10
	Unlawful Detainer	UD	16	▼	-5.9%	-1
	Other	OT	8	▲	+33.3%	+2
	Preliminary Protective Order	PP	5	▲	+150.0%	+3
	Protective Order	PO	4	▲	-	+4
	Impoundment	IM	3	↔	-	-
	Detinue	DT	2	▲	+100.0%	+1
	Abstract	AJ	1	▲	-	+1
	Motion for Judgment	MJ	1	▲	-	+1
	Show Cause	SC	1	↔	-	-
	Interrogatory	IN	0	▼	-100.0%	-2
Total			256	▲	35.4%	+67
Civil Commitments	Temporary Detention Order	TD	5	▼	-28.6%	-2
	Emergency Custody Order	EC	3	▲	+200.0%	+2
	Total			8		0.0%
GRAND TOTAL			2,253	▼	-10.3%	-258

Filings by Major Case Category**

Category	Summary	Change	% Change	Absolute Change
Felony	31	▲	-3.1%	-1
Garnishment	41	▼	-22.6%	-12
General Civil	139	▲	+52.7%	+48
Infraction/Civil Violation	1,544	▼	-12.0%	-211
Landlord /Tenant	16	▼	-5.9%	-1
Misdemeanor	372	▼	-24.1%	-118
Other	101	▲	+42.3%	+30
Protective Orders	9	▲	+350.0%	+7
GRAND TOTAL	2,253	▼	-10.3%	-258

* Compared to same time period as previous year



** Case Type Categories are defined in the 2017 Virginia Judicial Workload Assessment

CPSS - GCMS CASELOAD STATISTICS OF THE GENERAL DISTRICT COURTS

January 2024 thru July 2024 Filings (Compared to January 2023 thru July 2023)

Frederick

District: 26 FIPS: 069

2024 Overall GRAND TOTAL		Distribution of Caseload			Change*		Percentage (%) of Caseload		
10,653	+467	Criminal	1,697	16%	-10.0% ▼	-189	Criminal	2023	2024
		Traffic	6,656	62%	4.2% ▲	+269	Traffic	18.5%	15.9%
		Civil	2,227	21%	20.6% ▲	+380	Civil	62.7%	62.5%
		Civil Commitments	73	1%	10.6% ▲	+7	Civil Commitments	18.1%	20.9%
		GRAND TOTAL	10,653	100%	4.6% ▲	+467	GRAND TOTAL	0.6%	0.7%
							GRAND TOTAL	100%	100%

Filings by Division & Code

Division	Case Type Description	Code	Summary	Change	% Change	Absolute Change
Criminal	Misdemeanor	M	989	▲	+13.9%	+121
	Felony	F	333	▼	-47.1%	-296
	Show Cause	SC	171	↔		-
	Capias	CA	157	▼	-3.7%	-6
	Civil Violation	CV	47	▼	-14.5%	-8
	Total			1,697	▼	-10.0%
Traffic	Infraction	I	5,173	▲	+5.1%	+253
	Misdemeanor	M	1,346	▼	-0.3%	-4
	Capias	CA	65	▲	+4.8%	+3
	Show Cause	SC	41	▲	+70.8%	+17
	Felony	F	27	↔		-
	Civil Violation	CV	3	↔		-
	Other	O	1	↔		-
	Total			6,656	▲	4.2%
Civil	Warrant in Debt	WD	1,030	▲	+38.3%	+285
	Garnishment	GA	640	▲	+27.2%	+137
	Unlawful Detainer	UD	146	▲	+13.2%	+17
	Admin License	AL	89	▼	-25.8%	-31
	Other	OT	60	▲	+36.4%	+16
	Motor Carrier	MC	56	▼	-5.1%	-3
	Protective Order	PO	42	▲	+20.0%	+7
	Overweight	OC	41	▼	-21.2%	-11
	Preliminary Protective Order	PP	38	▲	+26.7%	+8
	Show Cause	SC	27	▼	-15.6%	-5
	Interrogatory	IN	14	▲	+75.0%	+6
	Abstract	AJ	13	▼	-55.2%	-16
	Bond Forfeiture	BF	13	↔		-
	Impoundment	IM	12	▼	-68.4%	-26
	Detinue	DT	3	▼	-40.0%	-2
	Petition-Restore Arms	PR	3	▲	+200.0%	+2
	Capias	CA	0	▼	-100.0%	-1
	Motion for Judgment	MJ	0	▼	-100.0%	-1
	Restricted Operators License	RL	0	▼	-100.0%	-1
	Tenants Assertion	TA	0	▼	-100.0%	-1
Total			2,227	▲	20.6%	+380
Civil Commitments	Temporary Detention Order	TD	52	▲	+13.0%	+6
	Emergency Custody Order	EC	21	▲	+5.0%	+1
	Total		73	▲	10.6%	+7
GRAND TOTAL			10,653	▲	4.6%	+467

Filings by Major Case Category**

Category	Summary	Change	% Change	Absolute Change
Felony	360	▼	-45.1%	-296
Garnishment	654	▲	+28.0%	+143
General Civil	1,040	▲	+36.7%	+279
Infraction/Civil Violation	5,321	▼	+4.5%	+231
Landlord /Tenant	146	▼	+12.3%	+16
Misdemeanor	2,335	▼	+5.2%	+116

* Compared to same time period as previous year

** Case Type Categories are defined in the 2017 Virginia Judicial Workload Assessment

CPSS - GCMS CASELOAD STATISTICS OF THE GENERAL DISTRICT COURTS

January 2024 thru July 2024 Filings (Compared to January 2023 thru July 2023)

Frederick

District: 26 FIPS: 069

Other	717	▼	-4.9%	-37
Protective Orders	80	▲	+23.1%	+15
GRAND TOTAL	10,653	▲	4.6%	+467

* Compared to same time period as previous year

** Case Type Categories are defined in the 2017 Virginia Judicial Workload Assessment
Source: SCV-SQL-Information

2024 Overall GRAND TOTAL		Distribution of Caseload			Change*		Percentage (%) of Caseload			
2024	3,799	Criminal	488	13%	-25.3%	▼	-165	Criminal	2023	2024
		Traffic	2,614	69%	25.2%	▲	+526	Traffic	18.8%	12.8%
2023	+325	Civil	652	17%	-7.1%	▲	-50	Civil	60.1%	68.8%
		Civil Commitments	45	1%	45.2%	▲	+14	Civil Commitments	20.2%	17.2%
		GRAND TOTAL	3,799	100%	9.4%	▲	+325	GRAND TOTAL	100%	100%

Filings by Division & Code

Division	Case Type Description	Code	Summary	Change	% Change	Absolute Change
Criminal	Misdemeanor	M	216	▼	-34.3%	-113
	Felony	F	193	▼	-18.6%	-44
	Show Cause	SC	39	▲	+21.9%	+7
	Capias	CA	28	▼	-20.0%	-7
	Civil Violation	CV	11	▼	-38.9%	-7
	Motion	MO	1	▲	-	+1
	Restricted Operators License	RL	0	▼	-100.0%	-2
	Total			488	▼	-25.3%
Traffic	Infraction	I	2,164	▲	+40.4%	+623
	Misdemeanor	M	428	▼	-16.1%	-82
	Show Cause	SC	13	▼	-23.5%	-4
	Capias	CA	6	▼	-50.0%	-6
	Felony	F	3	▼	-50.0%	-3
	Restricted Operators License	RL	0	▼	-100.0%	-2
	Total			2,614	▲	25.2%
Civil	Garnishment	GA	242	▲	+21.0%	+42
	Warrant in Debt	WD	227	▼	-15.3%	-41
	Unlawful Detainer	UD	58	▼	-4.9%	-3
	Other	OT	29	▼	-37.0%	-17
	Preliminary Protective Order	PP	22	▲	+46.7%	+7
	Detinue	DT	18	↔	-	-
	Admin License	AL	15	▼	-34.8%	-8
	Protective Order	PO	15	↔	-	-
	Abstract	AJ	7	▲	+133.3%	+4
	Impoundment	IM	6	▲	+500.0%	+5
	Show Cause	SC	5	▼	-54.5%	-6
	Counter Claim	CC	3	▲	+50.0%	+1
	Interrogatory	IN	3	▼	-91.2%	-31
	Motion for Judgment	MJ	1	↔	-	-
	Petition-Restore Arms	PR	1	↔	-	-
	Restricted Operators License	RL	0	▼	-100.0%	-1
	Tenants Assertion	TA	0	▼	-100.0%	-1
	Third Party Claim	TH	0	▼	-100.0%	-1
Total			652	▼	-7.1%	-50
Civil Commitments	Temporary Detention Order	TD	32	▲	+88.2%	+15
	Emergency Custody Order	EC	13	▼	-7.1%	-1
	Total			45	▲	45.2%
GRAND TOTAL			3,799	▲	9.4%	+325

Filings by Major Case Category**

Category	Summary	Change	% Change	Absolute Change
Felony	196	▼	-19.3%	-47
Garnishment	245	▼	+4.7%	+11
General Civil	248	▼	-14.2%	-41
Infraction/Civil Violation	2,175	▲	+39.5%	+616
Landlord /Tenant	58	▼	-6.5%	-4
Misdemeanor	644	▼	-23.7%	-200
Other	196	▲	-8.0%	-17

* Compared to same time period as previous year

** Case Type Categories are defined in the 2017 Virginia Judicial Workload Assessment

CPSS - GCMS CASELOAD STATISTICS OF THE GENERAL DISTRICT COURTS
January 2024 thru July 2024 Filings (Compared to January 2023 thru July 2023)



Protective Orders	37	▲	+23.3%	+7
GRAND TOTAL	3,799	▲	9.4%	+325

* Compared to same time period as previous year

** Case Type Categories are defined in the 2017 Virginia Judicial Workload Assessment
Source: SCV-SQL-Information

CPSS - GCMS CASELOAD STATISTICS OF THE GENERAL DISTRICT COURTS

January 2024 thru July 2024 Filings (Compared to January 2023 thru July 2023)

2024 Overall GRAND TOTAL		Distribution of Caseload			Change*		Percentage (%) of Caseload		
20,149	-1,116	Criminal	3,269	16%	-9.3% ▼	-336	Criminal	2023	2024
		Traffic	11,918	59%	-6.5% ▼	-827	Traffic	17.0%	16.2%
		Civil	4,575	23%	1.6% ▲	+72	Civil	59.9%	59.1%
		Civil Commitments	387	2%	-6.1% ▼	-25	Civil Commitments	21.2%	22.7%
		GRAND TOTAL	20,149	100%	-5.2% ▼	-1,116	GRAND TOTAL	100%	100%

Filings by Division & Code

Division	Case Type Description	Code	Summary	Change	% Change	Absolute Change
Criminal	Misdemeanor	M	1,813	▼	-2.7%	-51
	Felony	F	856	▼	-23.9%	-269
	Capias	CA	291	▼	-2.7%	-8
	Show Cause	SC	215	▼	-6.5%	-15
	Civil Violation	CV	94	▲	+9.3%	+8
	Restricted Operators License	RL	0	▼	-100.0%	-1
	Total			3,269	▼	-9.3%
Traffic	Infraction	I	8,811	▼	-9.9%	-963
	Misdemeanor	M	2,844	▼	-0.8%	-23
	Civil Violation	CV	146	▲	+4,766.7%	+143
	Capias	CA	40	▲	+37.9%	+11
	Felony	F	38	▲	+8.6%	+3
	Show Cause	SC	34	▲	+9.7%	+3
	Restricted Operators License	RL	5	↔		-
	Other	O	0	▼	-100.0%	-1
Total			11,918	▼	-6.5%	-827
Civil	Warrant in Debt	WD	1,976	▲	+10.7%	+191
	Garnishment	GA	816	▼	-3.4%	-29
	Unlawful Detainer	UD	694	▼	-5.1%	-37
	Admin License	AL	184	▲	+29.6%	+42
	Impoundment	IM	166	▲	+74.7%	+71
	Other	OT	153	▲	+8.5%	+12
	Preliminary Protective Order	PP	103	▼	-8.8%	-10
	Detinue	DT	102	▼	-8.9%	-10
	Interrogatory	IN	93	▼	-23.1%	-28
	Protective Order	PO	82	▼	-23.4%	-25
	Bond Forfeiture	BF	81	▲	+3.8%	+3
	Show Cause	SC	64	▼	-50.8%	-66
	Abstract	AJ	35	▼	-53.3%	-40
	Motion for Judgment	MJ	13	▲	+8.3%	+1
	Capias	CA	4	▲	+300.0%	+3
	Overweight	OC	4	▲	+300.0%	+3
	Petition-Restore Arms	PR	2	▼	-33.3%	-1
	Tenants Assertion	TA	2	▼	-33.3%	-1
	Counter Claim	CC	1	▼	-85.7%	-6
	Restricted Operators License	RL	0	▼	-100.0%	-1
Total			4,575	▲	1.6%	+72
Civil Commitments	Temporary Detention Order	TD	159	▼	-3.0%	-5
	Mental Commitment	MC	99	▼	-2.9%	-3
	Emergency Custody Order	EC	83	▼	-9.8%	-9
	Petition	PT	27	▼	-35.7%	-15
	Other	OT	16	▲	+33.3%	+4
	Medical Emergency Temporary Detention Order	MT	3	▲	-	+3
Total			387	▼	-6.1%	-25
GRAND TOTAL			20,149	▼	-5.2%	-1,116

* Compared to same time period as previous year



** Case Type Categories are defined in the 2017 Virginia Judicial Workload Assessment

Filings by Major Case Category**

Category	Summary	Change	% Change	Absolute Change
Felony	894	▼	-22.9%	-266
Garnishment	909	▼	-5.9%	-57
General Civil	2,126	▲	+10.0%	+194
Infraction/Civil Violation	9,055	▲	-8.2%	-810
Involuntary Civil Commitments	43	▼	-20.4%	-11
Landlord /Tenant	696	▼	-5.2%	-38
Misdemeanor	4,662	▼	-1.6%	-76
Other	1,579	▲	-1.1%	-17
Protective Orders	185	▼	-15.9%	-35
GRAND TOTAL	20,149	▼	-5.2%	-1,116

* Compared to same time period as previous year

** Case Type Categories are defined in the 2017 Virginia Judicial Workload Assessment
 Source: SCV-SQL-Information

2024 Overall GRAND TOTAL		Distribution of Caseload			Change*		Percentage (%) of Caseload		
7,813	+1,028	Criminal	957	12%	17.9% ▲	+145	Criminal	2023	2024
		Traffic	5,661	72%	18.1% ▲	+866	Traffic	70.7%	72.5%
		Civil	1,150	15%	1.3% ▲	+15	Civil	16.7%	14.7%
		Civil Commitments	45	1%	4.7% ▲	+2	Civil Commitments	0.6%	0.6%
		GRAND TOTAL	7,813	100%	15.2% ▲	+1,028	GRAND TOTAL	100%	100%

Filings by Division & Code

Division	Case Type Description	Code	Summary	Change	% Change	Absolute Change
Criminal	Misdemeanor	M	520	▲	+23.8%	+100
	Felony	F	227	▲	+4.6%	+10
	Show Cause	SC	91	▲	+127.5%	+51
	Capias	CA	71	▼	-17.4%	-15
	Civil Violation	CV	38	▼	-19.1%	-9
	Motion	MO	10	▲	+400.0%	+8
	Total			957	▲	17.9%
Traffic	Infraction	I	4,387	▲	+23.1%	+823
	Misdemeanor	M	1,196	▲	+2.2%	+26
	Capias	CA	35	▲	+12.9%	+4
	Show Cause	SC	21	▲	+31.3%	+5
	Felony	F	18	▲	+38.5%	+5
	Civil Violation	CV	3	▲	+200.0%	+2
	Motion	MO	1	▲	-	+1
Total			5,661	▲	18.1%	+866
Civil	Warrant in Debt	WD	525	▲	+7.8%	+38
	Garnishment	GA	349	▲	+10.4%	+33
	Unlawful Detainer	UD	107	▼	-7.0%	-8
	Other	OT	40	▲	-14.9%	-7
	Admin License	AL	37	↔	-	-
	Show Cause	SC	20	▲	+53.8%	+7
	Bond Forfeiture	BF	17	▲	+6.3%	+1
	Preliminary Protective Order	PP	15	▼	-46.4%	-13
	Abstract	AJ	9	▼	-72.7%	-24
	Impoundment	IM	9	▲	+12.5%	+1
	Protective Order	PO	9	▼	-18.2%	-2
	Detinue	DT	5	▼	-16.7%	-1
	Interrogatory	IN	4	▼	-69.2%	-9
	Capias	CA	1	↔	-	-
	Motion for Judgment	MJ	1	▼	-50.0%	-1
	Tenants Assertion	TA	1	▲	-	+1
	Zoning Violation	ZO	1	▲	-	+1
	Counter Claim	CC	0	▼	-100.0%	-1
	Restricted Operators License	RL	0	▼	-100.0%	-1
Total			1,150	▲	1.3%	+15
Civil Commitments	Temporary Detention Order	TD	25	▼	-19.4%	-6
	Emergency Custody Order	EC	20	▲	+66.7%	+8
	Total		45	▲	4.7%	+2
GRAND TOTAL			7,813	▲	15.2%	+1,028

Filings by Major Case Category**

Category	Summary	Change	% Change	Absolute Change
Felony	245	▲	+6.5%	+15
Garnishment	353	▼	+7.3%	+24
General Civil	539	▲	+8.2%	+41
Infraction/Civil Violation	4,428	▲	+22.6%	+816
Landlord /Tenant	108	▲	-6.1%	-7
Misdemeanor	1,717	▲	+7.9%	+126

* Compared to same time period as previous year

** Case Type Categories are defined in the 2017 Virginia Judicial Workload Assessment

CPSS - GCMS CASELOAD STATISTICS OF THE GENERAL DISTRICT COURTS

January 2024 thru July 2024 Filings (Compared to January 2023 thru July 2023)

Shenandoah

District: 26 FIPS: 171

Other	399	▲	+7.5%	+28
Protective Orders	24	▼	-38.5%	-15
GRAND TOTAL	7,813	▲	15.2%	+1,028

* Compared to same time period as previous year

** Case Type Categories are defined in the 2017 Virginia Judicial Workload Assessment
Source: SCV-SQL-Information

CPSS - GCMS CASELOAD STATISTICS OF THE GENERAL DISTRICT COURTS

January 2024 thru July 2024 Filings (Compared to January 2023 thru July 2023)

Warren

District: 26 FIPS: 187

2024 Overall GRAND TOTAL		Distribution of Caseload			Change*		Percentage (%) of Caseload		
6,097	+366	Criminal	1,325	22%	15.4% ▲	+177	Criminal	20.0%	21.7%
		Traffic	3,153	52%	-2.5% ▼	-80	Traffic	56.4%	51.7%
2024		Civil	1,531	25%	19.9% ▲	+254	Civil	22.3%	25.1%
2023		Civil Commitments	88	1%	20.5% ▲	+15	Civil Commitments	1.3%	1.4%
		GRAND TOTAL	6,097	100%	6.4% ▲	+366	GRAND TOTAL	100%	100%

Filings by Division & Code

Division	Case Type Description	Code	Summary	Change	% Change	Absolute Change
Criminal	Misdemeanor	M	749	▲	+26.1%	+155
	Felony	F	342	▲	+19.6%	+56
	Capias	CA	96	▼	-17.2%	-20
	Show Cause	SC	89	▼	-23.3%	-27
	Civil Violation	CV	49	▲	+40.0%	+14
	Restricted Operators License	RL	0	▼	-100.0%	-1
	Total			1,325	▲	15.4%
Traffic	Infraction	I	2,373	▼	-4.2%	-104
	Misdemeanor	M	714	▲	+4.7%	+32
	Civil Violation	CV	26	▲	+1,200.0%	+24
	Show Cause	SC	17	▼	-29.2%	-7
	Capias	CA	15	▼	-60.5%	-23
	Felony	F	8	▼	-20.0%	-2
Total			3,153	▼	-2.5%	-80
Civil	Warrant in Debt	WD	648	▲	+27.3%	+139
	Garnishment	GA	394	▲	+13.9%	+48
	Unlawful Detainer	UD	143	▼	-3.4%	-5
	Impoundment	IM	92	▲	+41.5%	+27
	Admin License	AL	70	▲	+42.9%	+21
	Other	OT	33	▼	-	-
	Show Cause	SC	30	▲	+114.3%	+16
	Detinue	DT	29	▲	+20.8%	+5
	Interrogatory	IN	25	▲	+257.1%	+18
	Preliminary Protective Order	PP	20	▲	+5.3%	+1
	Protective Order	PO	18	▲	+38.5%	+5
	Abstract	AJ	16	▼	-54.3%	-19
	Bond Forfeiture	BF	7	▲	+75.0%	+3
	Counter Claim	CC	2	▼	-33.3%	-1
	Overweight	OC	2	▲	+100.0%	+1
	Petition-Restore Arms	PR	1	↔	-	-
	Tenants Assertion	TA	1	▲	-	+1
	Capias	CA	0	▼	-100.0%	-3
	Motion for Judgment	MJ	0	▼	-100.0%	-1
	Restricted Operators License	RL	0	▼	-100.0%	-1
Third Party Claim	TH	0	▼	-100.0%	-1	
Total			1,531	▲	19.9%	+254
Civil Commitments	Temporary Detention Order	TD	53	▼	-3.6%	-2
	Emergency Custody Order	EC	35	▲	+94.4%	+17
Total			88	▲	20.5%	+15
GRAND TOTAL			6,097	▲	6.4%	+366

Filings by Major Case Category**

Category	Summary	Change	% Change	Absolute Change
Felony	350	▼	+18.2%	+54
Garnishment	419	▲	+18.7%	+66
General Civil	684	▼	+26.2%	+142
Infraction/Civil Violation	2,450	▲	-2.6%	-65
Landlord /Tenant	144	▲	-2.7%	-4

* Compared to same time period as previous year

** Case Type Categories are defined in the 2017 Virginia Judicial Workload Assessment

Source: SCV-SQL-Information

CPSS - GCMS CASELOAD STATISTICS OF THE GENERAL DISTRICT COURTS

January 2024 thru July 2024 Filings (Compared to January 2023 thru July 2023)

Warren

District: 26 FIPS: 187

Misdemeanor	1,463	▼	+14.5%	+185
Other	549	▼	-3.2%	-18
Protective Orders	38	▲	+18.8%	+6
GRAND TOTAL	6,097	▲	6.4%	+366

* Compared to same time period as previous year

** Case Type Categories are defined in the 2017 Virginia Judicial Workload Assessment
Source: SCV-SQL-Information

CPSS - GCMS CASELOAD STATISTICS OF THE GENERAL DISTRICT COURTS

January 2024 thru July 2024 Filings (Compared to January 2023 thru July 2023)

Winchester

District: 26 FIPS: 840

2024 Overall GRAND TOTAL		Distribution of Caseload			Change*		Percentage (%) of Caseload		
6,628	+491	Criminal	1,559	24%	16.1% ▲	+216	Criminal	2023	2024
		Traffic	2,592	39%	1.1% ▲	+27	Traffic	21.9%	23.5%
2024		Civil	2,225	34%	10.1% ▲	+205	Civil	41.8%	39.1%
2023		Civil Commitments	252	4%	20.6% ▲	+43	Civil Commitments	32.9%	33.6%
		GRAND TOTAL	6,628	100%	8.0% ▲	+491	GRAND TOTAL	100%	100%

Filings by Division & Code

Division	Case Type Description	Code	Summary	Change	% Change	Absolute Change
Criminal	Misdemeanor	M	934	▲	+20.2%	+157
	Felony	F	327	▲	+13.5%	+39
	Capias	CA	162	▲	+13.3%	+19
	Show Cause	SC	116	▲	+6.4%	+7
	Civil Violation	CV	20	▼	-23.1%	-6
	Total			1,559	▲	16.1%
Traffic	Infraction	I	1,838	▲	+1.3%	+23
	Misdemeanor	M	565	▲	+1.6%	+9
	Other	O	131	▼	-5.8%	-8
	Capias	CA	21	▼	-32.3%	-10
	Show Cause	SC	19	▲	+35.7%	+5
	Felony	F	18	▲	+100.0%	+9
	Civil Violation	CV	0	▼	-100.0%	-1
	Total			2,592	▲	1.1%
Civil	Warrant in Debt	WD	874	▲	+25.0%	+175
	Garnishment	GA	770	▼	-2.4%	-19
	Unlawful Detainer	UD	221	▲	+12.2%	+24
	Admin License	AL	98	▲	+46.3%	+31
	Other	OT	51	▼	+4.1%	+2
	Detinue	DT	42	▼	-31.1%	-19
	Abstract	AJ	39	▲	+5.4%	+2
	Protective Order	PO	36	▲	+38.5%	+10
	Preliminary Protective Order	PP	31	▲	+63.2%	+12
	Interrogatory	IN	17	▲	+70.0%	+7
	Impoundment	IM	16	▲	+166.7%	+10
	Bond Forfeiture	BF	13	▼	-13.3%	-2
	Show Cause	SC	13	▼	-45.8%	-11
	Motion for Judgment	MJ	2	▲	+100.0%	+1
	Zoning Violation	ZO	2	▼	-85.7%	-12
	Petition-Restore Arms	PR	0	▼	-100.0%	-1
	Tenants Assertion	TA	0	▼	-100.0%	-4
Third Party Claim	TH	0	▼	-100.0%	-1	
Total			2,225	▲	10.1%	+205
Civil Commitments	Mental Commitment	MC	154	▲	+14.9%	+20
	Temporary Detention Order	TD	54	▲	+35.0%	+14
	Emergency Custody Order	EC	28	▲	+12.0%	+3
	Other	OT	15	▲	+66.7%	+6
	Medical Emergency Temporary Detention Order	MT	1	↔		-
Total			252	▲	20.6%	+43
GRAND TOTAL			6,628	▲	8.0%	+491

Filings by Major Case Category**

Category	Summary	Change	% Change	Absolute Change
Felony	345	▲	+16.2%	+48
Garnishment	787	▲	-1.5%	-12
General Civil	922	▼	+20.2%	+155
Infraction/Civil Violation	1,989	▼	+0.4%	+8
Involuntary Civil Commitments	15	▲	+66.7%	+6

* Compared to same time period as previous year

** Case Type Categories are defined in the 2017 Virginia Judicial Workload Assessment

CPSS - GCMS CASELOAD STATISTICS OF THE GENERAL DISTRICT COURTS

January 2024 thru July 2024 Filings (Compared to January 2023 thru July 2023)

Winchester


District: 26 FIPS: 840

Landlord /Tenant	221	▼	+10.0%	+20
Misdemeanor	1,501	▼	+11.4%	+154
Other	781	▲	+13.0%	+90
Protective Orders	67	▲	+48.9%	+22
GRAND TOTAL	6,628	▲	8.0%	+491

* Compared to same time period as previous year

** Case Type Categories are defined in the 2017 Virginia Judicial Workload Assessment
Source: SCV-SQL-Information

CPSS - GCMS CASELOAD STATISTICS OF THE GENERAL DISTRICT COURTS
 January 2024 thru July 2024 Filings (Compared to January 2023 thru July 2023)

2024 Overall GRAND TOTAL		Distribution of Caseload			Change*		Percentage (%) of Caseload		
4,266	-447	Criminal	263	6%	-7.1% ▼	-20	Criminal	2023 6.0%	2024 6.2%
		Traffic	3,802	89%	-10.9% ▼	-463	Traffic	90.5%	89.1%
2024		Civil	196	5%	23.3% ▲	+37	Civil	3.4%	4.6%
2023		Civil Commitments	5	0%	-16.7% ▼	-1	Civil Commitments	0.1%	0.1%
		GRAND TOTAL	4,266	100%	-9.5% ▼	-447	GRAND TOTAL	100%	100%

Filings by Division & Code

Division	Case Type Description	Code	Summary	Change	% Change	Absolute Change
Criminal	Misdemeanor	M	131	▲	+0.8%	+1
	Felony	F	104	▼	-20.6%	-27
	Show Cause	SC	19	▲	+18.8%	+3
	Capias	CA	6	▲	+100.0%	+3
	Civil Violation	CV	3	↔		-
	Total			263	▼	-7.1%
Traffic	Infraction	I	3,167	▼	-6.8%	-230
	Misdemeanor	M	627	▼	-26.6%	-227
	Civil Violation	CV	7	▼	-12.5%	-1
	Show Cause	SC	1	▼	-80.0%	-4
	Felony	F	0	▼	-100.0%	-1
	Total			3,802	▼	-10.9%
Civil	Warrant in Debt	WD	88	▲	+63.0%	+34
	Garnishment	GA	24	▲	+9.1%	+2
	Motor Carrier	MC	20	▲	+42.9%	+6
	Overweight	OC	18	▲	+157.1%	+11
	Bond Forfeiture	BF	11	▲	+10.0%	+1
	Admin License	AL	10	▼	-68.8%	-22
	Unlawful Detainer	UD	9	▲	+200.0%	+6
	Other	OT	8	▼	-11.1%	-1
	Preliminary Protective Order	PP	4	▲	+100.0%	+2
	Detinue	DT	3	▲	+200.0%	+2
	Protective Order	PO	1	▲	-	+1
	Abstract	AJ	0	▼	-100.0%	-2
	Impoundment	IM	0	▼	-100.0%	-1
	Show Cause	SC	0	▼	-100.0%	-1
	Tenants Assertion	TA	0	▼	-100.0%	-1
	Total			196	▲	23.3%
Civil Commitments	Temporary Detention Order	TD	3	▼	-25.0%	-1
	Emergency Custody Order	EC	1	▼	-50.0%	-1
	Petition	PT	1	▲	-	+1
Total			5	▼	-16.7%	-1
GRAND TOTAL			4,266	▼	-9.5%	-447

Filings by Major Case Category**


Category	Summary	Change	% Change	Absolute Change
Felony	104	▼	-21.2%	-28
Garnishment	24	▲	+9.1%	+2
General Civil	91	▲	+65.5%	+36
Infraction/Civil Violation	3,215	▲	-6.2%	-214
Involuntary Civil Commitments	1	▲	-	+1
Landlord /Tenant	9	▲	+125.0%	+5
Misdemeanor	758	▼	-23.0%	-226
Other	59	▼	-30.6%	-26
Protective Orders	5	▲	+150.0%	+3
GRAND TOTAL	4,266	▼	-9.5%	-447

* Compared to same time period as previous year

** Case Type Categories are defined in the 2017 Virginia Judicial Workload Assessment

* Compared to same time period as previous year

** Case Type Categories are defined in the 2017 Virginia Judicial Workload Assessment
Source: SCV-SQL-Information

2024 Overall GRAND TOTAL		Distribution of Caseload			Change*		Percentage (%) of Caseload			
11,472	-335	Criminal	465	4%	-20.8%	▼	-122	Criminal	2023: 5.0%	2024: 4.1%
		Traffic	10,265	89%	-3.0%	▼	-317	Traffic	89.6%	89.5%
2024		Civil	700	6%	18.6%	▲	+110	Civil	5.0%	6.1%
2023		Civil Commitments	42	0%	-12.5%	▼	-6	Civil Commitments	0.4%	0.4%
		GRAND TOTAL	11,472	100%	-2.8%	▼	-335	GRAND TOTAL	100%	100%

Filings by Division & Code



Division	Case Type Description	Code	Summary	Change	% Change	Absolute Change
Criminal	Misdemeanor	M	268	▼	-22.8%	-79
	Felony	F	142	▼	-24.5%	-46
	Capias	CA	28	▲	+12.0%	+3
	Show Cause	SC	17	▲	+13.3%	+2
	Civil Violation	CV	10	▼	-16.7%	-2
	Total			465	▼	-20.8%
Traffic	Infraction	I	8,942	▼	-4.2%	-395
	Misdemeanor	M	1,296	▲	+6.1%	+75
	Show Cause	SC	11	▲	+57.1%	+4
	Felony	F	10	▼	-16.7%	-2
	Capias	CA	6	▲	+20.0%	+1
	Total			10,265	▼	-3.0%
Civil	Warrant in Debt	WD	313	▲	+58.1%	+115
	Garnishment	GA	181	▲	+15.3%	+24
	Unlawful Detainer	UD	56	▼	-16.4%	-11
	Other	OT	38	▲	+11.8%	+4
	Impoundment	IM	28	▼	-39.1%	-18
	Preliminary Protective Order	PP	20	▲	+5.3%	+1
	Bond Forfeiture	BF	18	▲	+5.9%	+1
	Protective Order	PO	16	▲	+60.0%	+6
	Admin License	AL	14	▼	-12.5%	-2
	Overweight	OC	7	▼	-30.0%	-3
	Detinue	DT	4	↔		-
	Show Cause	SC	2	▼	-33.3%	-1
	Abstract	AJ	1	▼	-80.0%	-4
	Motion for Judgment	MJ	1	▲	-	+1
	Petition-Restore Arms	PR	1	▼	-66.7%	-2
	Tenants Assertion	TA	0	▼	-100.0%	-1
Total			700	▲	18.6%	+110
Civil Commitments	Temporary Detention Order	TD	25	▼	-10.7%	-3
	Emergency Custody Order	EC	17	▼	-15.0%	-3
	Total			42	▼	-12.5%
GRAND TOTAL			11,472	▼	-2.8%	-335

Filings by Major Case Category**

Category	Summary	Change	% Change	Absolute Change
Felony	152	▼	-24.0%	-48
Garnishment	181	▲	+15.3%	+24
General Civil	320	▲	+55.3%	+114
Infraction/Civil Violation	8,959	▼	-4.3%	-400
Landlord /Tenant	56	▼	-17.6%	-12
Misdemeanor	1,564	▼	-0.3%	-4
Other	204	▼	-7.3%	-16
Protective Orders	36	▲	+24.1%	+7
GRAND TOTAL	11,472	▼	-2.8%	-335

* Compared to same time period as previous year

** Case Type Categories are defined in the 2017 Virginia Judicial Workload Assessment

2024 Overall GRAND TOTAL		Distribution of Caseload			Change*		Percentage (%) of Caseload		
1,452	-40	Criminal	201	14%	8.6% ▲	+16	Criminal	2023	2024
		Traffic	965	66%	-7.2% ▼	-75	Traffic	12.4%	13.8%
		Civil	268	18%	17.0% ▲	+39	Civil	69.7%	66.5%
		Civil Commitments	18	1%	-52.6% ▼	-20	Civil Commitments	15.3%	18.5%
		GRAND TOTAL	1,452	100%	-2.7% ▼	-40	GRAND TOTAL	100%	100%

Filings by Division & Code

Division	Case Type Description	Code	Summary	Change	% Change	Absolute Change
Criminal	Misdemeanor	M	135	▲	+23.9%	+26
	Felony	F	39	▲	+11.4%	+4
	Civil Violation	CV	13	▼	-58.1%	-18
	Capias	CA	9	▲	+125.0%	+5
	Show Cause	SC	5	▼	-16.7%	-1
	Total			201	▲	8.6%
Traffic	Infraction	I	841	▼	-3.6%	-31
	Misdemeanor	M	116	▼	-15.3%	-21
	Show Cause	SC	4	▼	-73.3%	-11
	Capias	CA	3	▼	-25.0%	-1
	Felony	F	1	▼	-91.7%	-11
	Total			965	▼	-7.2%
Civil	Warrant in Debt	WD	130	▲	+26.2%	+27
	Garnishment	GA	51	▲	+4.1%	+2
	Admin License	AL	17	↔		-
	Unlawful Detainer	UD	17	▼	-19.0%	-4
	Preliminary Protective Order	PP	12	▲	+50.0%	+4
	Other	OT	9	▼	-10.0%	-1
	Protective Order	PO	8	▲	+100.0%	+4
	Impoundment	IM	6	▲	+100.0%	+3
	Interrogatory	IN	6	▲	+200.0%	+4
	Show Cause	SC	6	▲	+20.0%	+1
	Detinue	DT	3	▼	-25.0%	-1
	Capias	CA	1	▲	-	+1
	Petition-Restore Arms	PR	1	▲	-	+1
	Restricted Operators License	RL	1	▲	-	+1
	Abstract	AJ	0	▼	-100.0%	-2
	Counter Claim	CC	0	▼	-100.0%	-1
	Total			268	▲	17.0%
Civil Commitments	Temporary Detention Order	TD	12	▼	-45.5%	-10
	Emergency Custody Order	EC	6	▼	-62.5%	-10
	Total			18	▼	-52.6%
GRAND TOTAL			1,452	▼	-2.7%	-40

Filings by Major Case Category**

Category	Summary	Change	% Change	Absolute Change
Felony	40	▼	-14.9%	-7
Garnishment	57	▲	+11.8%	+6
General Civil	135	▲	+23.9%	+26
Infraction/Civil Violation	854	▼	-5.4%	-49
Landlord /Tenant	17	▼	-19.0%	-4
Misdemeanor	252	▲	+2.4%	+6
Other	77	▲	-25.2%	-26
Protective Orders	20	▲	+66.7%	+8
GRAND TOTAL	1,452	▼	-2.7%	-40



* Compared to same time period as previous year

** Case Type Categories are defined in the 2017 Virginia Judicial Workload Assessment

Source: SCV-SQL-Information

CPSS - GCMS CASELOAD STATISTICS OF THE GENERAL DISTRICT COURTS

January 2024 thru July 2024 Filings (Compared to January 2023 thru July 2023)

2024 Overall GRAND TOTAL		Distribution of Caseload			Change*		Percentage (%) of Caseload		
2,166	-139	Criminal	611	28%	8.1% ▲	+46	Criminal	2023	2024
		Traffic	948	44%	-16.8% ▼	-191	Traffic	24.5%	28.2%
		Civil	522	24%	31.8% ▲	+126	Civil	49.4%	43.8%
		Civil Commitments	85	4%	-58.5% ▼	-120	Civil Commitments	17.2%	24.1%
		GRAND TOTAL	2,166	100%	-6.0% ▼	-139	GRAND TOTAL	8.9%	3.9%
							GRAND TOTAL	100%	100%

Filings by Division & Code

Division	Case Type Description	Code	Summary	Change	% Change	Absolute Change
Criminal	Misdemeanor	M	380	▲	+15.2%	+50
	Felony	F	119	▼	-16.8%	-24
	Capias	CA	54	▼	-1.8%	-1
	Show Cause	SC	50	▲	+78.6%	+22
	Civil Violation	CV	8	▼	-11.1%	-1
	Total			611	▲	8.1%
Traffic	Infraction	I	779	▼	-8.0%	-68
	Misdemeanor	M	168	▼	-38.2%	-104
	Show Cause	SC	1	▼	-85.7%	-6
	Capias	CA	0	▼	-100.0%	-4
	Civil Violation	CV	0	▼	-100.0%	-1
	Felony	F	0	▼	-100.0%	-8
Total			948	▼	-16.8%	-191
Civil	Warrant in Debt	WD	172	▲	+19.4%	+28
	Garnishment	GA	152	▲	+52.0%	+52
	Impoundment	IM	53	▲	+96.3%	+26
	Detinue	DT	47	▲	+51.6%	+16
	Other	OT	34	▲	+30.8%	+8
	Unlawful Detainer	UD	25	▲	+8.7%	+2
	Preliminary Protective Order	PP	10	▼	-9.1%	-1
	Admin License	AL	9	▼	-30.8%	-4
	Protective Order	PO	8	▲	+14.3%	+1
	Bond Forfeiture	BF	4	▼	-60.0%	-6
	Show Cause	SC	4	▲	-	+4
	Abstract	AJ	2	▲	-	+2
	Interrogatory	IN	1	▼	-50.0%	-1
	Petition-Restore Arms	PR	1	↔	-	-
	Tenants Assertion	TA	0	▼	-100.0%	-1
Total			522	▲	31.8%	+126
Civil Commitments	Mental Commitment	MC	54	▼	-65.2%	-101
	Emergency Custody Order	EC	14	▼	-22.2%	-4
	Temporary Detention Order	TD	12	▼	-57.1%	-16
	Medical Emergency Temporary Detention Order	MT	4	↔	-	-
	Other	OT	1	▲	-	+1
Total			85	▼	-58.5%	-120
GRAND TOTAL			2,166	▼	-6.0%	-139

Filings by Major Case Category**

Category	Summary	Change	% Change	Absolute Change
Felony	119	▼	-21.2%	-32
Garnishment	153	▲	+50.0%	+51
General Civil	231	▲	+26.2%	+48
Infraction/Civil Violation	787	▼	-8.2%	-70
Involuntary Civil Commitments	1	▲	-	+1
Landlord /Tenant	25	▼	+4.2%	+1
Misdemeanor	548	▼	-9.0%	-54
Other	284	▲	-22.8%	-84

* Compared to same time period as previous year

** Case Type Categories are defined in the 2017 Virginia Judicial Workload Assessment

CPSS - GCMS CASELOAD STATISTICS OF THE GENERAL DISTRICT COURTS
January 2024 thru July 2024 Filings (Compared to January 2023 thru July 2023)



Protective Orders		18	▲		0
<i>GRAND TOTAL</i>		2,166	▼	-6.0%	-139

* Compared to same time period as previous year

** Case Type Categories are defined in the 2017 Virginia Judicial Workload Assessment
Source: SCV-SQL-Information

CPSS - GCMS CASELOAD STATISTICS OF THE GENERAL DISTRICT COURTS

January 2024 thru July 2024 Filings (Compared to January 2023 thru July 2023)

2024 Overall GRAND TOTAL		Distribution of Caseload			Change*		Percentage (%) of Caseload			
3,817	-37	Criminal	346	9%	25.4%	▲	+70	Criminal	2023 7.2%	2024 9.1%
		Traffic	2,989	78%	-5.0%	▼	-157	Traffic	81.6%	78.3%
2024 		Civil	448	12%	9.3%	▲	+38	Civil	10.6%	11.7%
2023 		Civil Commitments	34	1%	54.5%	▲	+12	Civil Commitments	0.6%	0.9%
		GRAND TOTAL	3,817	100%	-1.0%	▼	-37	GRAND TOTAL	100%	100%

Filings by Division & Code



Division	Case Type Description	Code	Summary	Change	% Change	Absolute Change
Criminal	Misdemeanor	M	207	▲	+28.6%	+46
	Felony	F	86	▲	+65.4%	+34
	Show Cause	SC	23	▼	-28.1%	-9
	Capias	CA	16	▲	+6.7%	+1
	Civil Violation	CV	14	▼	-12.5%	-2
	Total			346	▲	25.4%
Traffic	Infraction	I	2,689	▼	-6.0%	-172
	Misdemeanor	M	293	▲	+5.8%	+16
	Felony	F	3	▼	-40.0%	-2
	Show Cause	SC	3	▲	+50.0%	+1
	Restricted Operators License	RL	1	▲	-	+1
	Capias	CA	0	▼	-100.0%	-1
	Total			2,989	▼	-5.0%
Civil	Warrant in Debt	WD	193	▲	+12.2%	+21
	Garnishment	GA	110	▲	+15.8%	+15
	Unlawful Detainer	UD	71	▲	+1.4%	+1
	Preliminary Protective Order	PP	18	▼	-28.0%	-7
	Other	OT	15	▲	+15.4%	+2
	Protective Order	PO	13	↔	-	-
	Admin License	AL	10	▼	-23.1%	-3
	Abstract	AJ	6	▲	+500.0%	+5
	Bond Forfeiture	BF	6	▲	+100.0%	+3
	Impoundment	IM	3	▲	+200.0%	+2
	Overweight	OC	2	▲	-	+2
	Detinue	DT	1	▼	-50.0%	-1
	Interrogatory	IN	0	▼	-100.0%	-1
	Petition-Restore Arms	PR	0	▼	-100.0%	-1
Total			448	▲	9.3%	+38
Civil Commitments	Temporary Detention Order	TD	25	▲	+47.1%	+8
	Emergency Custody Order	EC	9	▲	+80.0%	+4
	Total			34	▲	54.5%
GRAND TOTAL			3,817	▼	-1.0%	-37

Filings by Major Case Category**

Category	Summary	Change	% Change	Absolute Change
Felony	89	▲	+56.1%	+32
Garnishment	110	▼	+14.6%	+14
General Civil	195	▲	+11.4%	+20
Infraction/Civil Violation	2,705	▲	-6.0%	-172
Landlord /Tenant	71	▲	+1.4%	+1
Misdemeanor	501	▲	+14.4%	+63
Other	115	▲	+11.7%	+12
Protective Orders	31	▼	-18.4%	-7
GRAND TOTAL	3,817	▼	-1.0%	-37

* Compared to same time period as previous year

** Case Type Categories are defined in the 2017 Virginia Judicial Workload Assessment

2024 Overall GRAND TOTAL		Distribution of Caseload			Change*		Percentage (%) of Caseload		
1,057	+96	Criminal	289	27%	-10.0% ▼	-32	Criminal	2023	2024
		Traffic	447	42%	16.7% ▲	+64	Traffic	33.4%	27.3%
		Civil	297	28%	29.7% ▲	+68	Civil	39.9%	42.3%
		Civil Commitments	24	2%	-14.3% ▼	-4	Civil Commitments	23.8%	28.1%
		GRAND TOTAL	1,057	100%	10.0% ▲	+96	GRAND TOTAL	100%	100%

Filings by Division & Code



Division	Case Type Description	Code	Summary	Change	% Change	Absolute Change
Criminal	Misdemeanor	M	167	▲	+2.5%	+4
	Felony	F	98	▼	-19.7%	-24
	Capias	CA	13	▼	-35.0%	-7
	Show Cause	SC	9	▼	-40.0%	-6
	Civil Violation	CV	2	▲	+100.0%	+1
	Total			289	▼	-10.0%
Traffic	Infraction	I	320	▲	+18.5%	+50
	Misdemeanor	M	123	▲	+17.1%	+18
	Felony	F	4	↔		-
	Capias	CA	0	▼	-100.0%	-2
	Show Cause	SC	0	▼	-100.0%	-2
	Total			447	▲	16.7%
Civil	Warrant in Debt	WD	141	▲	+53.3%	+49
	Garnishment	GA	59	▼	-7.8%	-5
	Unlawful Detainer	UD	21	▼	-8.7%	-2
	Preliminary Protective Order	PP	19	▲	+171.4%	+12
	Other	OT	15	▲	+275.0%	+11
	Protective Order	PO	15	▲	+400.0%	+12
	Impoundment	IM	13	▲	+44.4%	+4
	Detinue	DT	5	▼	-16.7%	-1
	Bond Forfeiture	BF	4	▼	-50.0%	-4
	Admin License	AL	2	▼	-60.0%	-3
	Abstract	AJ	1	▼	-80.0%	-4
	Restricted Operators License	RL	1	▲	-	+1
	Show Cause	SC	1	↔		-
	Petition-Restore Arms	PR	0	▼	-100.0%	-1
	Tenants Assertion	TA	0	▼	-100.0%	-1
	Total			297	▲	29.7%
Civil Commitments	Temporary Detention Order	TD	13	▼	-18.8%	-3
	Emergency Custody Order	EC	8	↔		-
	Mental Commitment	MC	3	▼	-25.0%	-1
	Total			24	▼	-14.3%
GRAND TOTAL			1,057	▲	10.0%	+96

Filings by Major Case Category**

Category	Summary	Change	% Change	Absolute Change
Felony	102	▼	-19.0%	-24
Garnishment	59	▼	-7.8%	-5
General Civil	148	▲	+49.5%	+49
Infraction/Civil Violation	322	▲	+18.8%	+51
Landlord /Tenant	21	▼	-12.5%	-3
Misdemeanor	291	▲	+8.6%	+23
Other	80	▼	-19.2%	-19
Protective Orders	34	▲	+240.0%	+24
GRAND TOTAL	1,057	▲	10.0%	+96

* Compared to same time period as previous year

** Case Type Categories are defined in the 2017 Virginia Judicial Workload Assessment

2024 Overall GRAND TOTAL		Distribution of Caseload			Change*		Percentage (%) of Caseload		
13,270	+849	Criminal	2,601	20%	21.1% ▲	+453	Criminal	2023	2024
		Traffic	7,322	55%	0.9% ▲	+63	Traffic	17.3%	19.6%
2024 		Civil	2,839	21%	11.2% ▲	+285	Civil	58.4%	55.2%
2023 		Civil Commitments	508	4%	10.4% ▲	+48	Civil Commitments	20.6%	21.4%
		GRAND TOTAL	13,270	100%	6.8% ▲	+849	GRAND TOTAL	3.7%	3.8%
							GRAND TOTAL	100%	100%

Filings by Division & Code

Division	Case Type Description	Code	Summary	Change	% Change	Absolute Change
Criminal	Misdemeanor	M	1,634	▲	+25.0%	+327
	Felony	F	653	▲	+27.0%	+139
	Capias	CA	162	▲	+20.0%	+27
	Show Cause	SC	91	▼	-18.8%	-21
	Civil Violation	CV	61	▼	-23.8%	-19
	Total			2,601	▲	21.1%
Traffic	Infraction	I	6,154	▲	+0.5%	+29
	Misdemeanor	M	1,110	▲	+5.2%	+55
	Felony	F	19	▼	-26.9%	-7
	Capias	CA	12	↔		-
	Other	O	9	▲	+12.5%	+1
	Show Cause	SC	9	▼	-30.8%	-4
	Civil Violation	CV	5	▲	+25.0%	+1
	Restricted Operators License	RL	4	▼	-75.0%	-12
	Total			7,322	▲	0.9%
Civil	Warrant in Debt	WD	934	▲	+18.7%	+147
	Garnishment	GA	808	▲	+10.2%	+75
	Unlawful Detainer	UD	496	▼	-5.9%	-31
	Admin License	AL	168	▲	+38.8%	+47
	Other	OT	112	▲	+3.7%	+4
	Preliminary Protective Order	PP	65	▲	+35.4%	+17
	Protective Order	PO	50	▲	+8.7%	+4
	Abstract	AJ	49	▲	+48.5%	+16
	Bond Forfeiture	BF	46	▲	+15.0%	+6
	Impoundment	IM	32	▲	+88.2%	+15
	Detinue	DT	26	▼	-36.6%	-15
	Interrogatory	IN	25	▲	+8.7%	+2
	Show Cause	SC	17	↔		-
	Counter Claim	CC	4	▲	+300.0%	+3
	Tenants Assertion	TA	4	▲	+300.0%	+3
	Capias	CA	2	▲	+100.0%	+1
	Motion for Judgment	MJ	1	▼	-75.0%	-3
	Petition-Restore Arms	PR	0	▼	-100.0%	-4
	Restricted Operators License	RL	0	▼	-100.0%	-1
	Third Party Claim	TH	0	▼	-100.0%	-1
Total			2,839	▲	11.2%	+285
Civil Commitments	Mental Commitment	MC	246	▲	+32.3%	+60
	Temporary Detention Order	TD	134	▼	-15.2%	-24
	Emergency Custody Order	EC	66	▲	+1.5%	+1
	Other	OT	48	▲	+6.7%	+3
	Medical Emergency Temporary Detention Order	MT	14	▲	+133.3%	+8
	Total			508	▲	10.4%
GRAND TOTAL			13,270	▲	6.8%	+849

Filings by Major Case Category**

Category	Summary	Change	% Change	Absolute Change
Felony	672	▲	+24.4%	+132
Garnishment	833	▲	+10.2%	+77

* Compared to same time period as previous year

** Case Type Categories are defined in the 2017 Virginia Judicial Workload Assessment

CPSS - GCMS CASELOAD STATISTICS OF THE GENERAL DISTRICT COURTS

January 2024 thru July 2024 Filings (Compared to January 2023 thru July 2023)



Montgomery

District: 27 FIPS: 121

General Civil	973	▼	+15.1%	+128
Infraction/Civil Violation	6,229	▲	+0.2%	+12
Involuntary Civil Commitments	48	▲	+6.7%	+3
Landlord /Tenant	500	▲	-5.3%	-28
Misdemeanor	2,748	▼	+15.5%	+369
Other	1,152	▲	+13.3%	+135
Protective Orders	115	▲	+22.3%	+21
GRAND TOTAL	13,270	▲	6.8%	+849

* Compared to same time period as previous year

** Case Type Categories are defined in the 2017 Virginia Judicial Workload Assessment
Source: SCV-SQL-Information

2024 Overall GRAND TOTAL		Distribution of Caseload			Change*		Percentage (%) of Caseload		
10,140	+1,508	Criminal	1,541	15%	8.2% ▲	+117	Criminal	2023: 16.5%	2024: 15.2%
		Traffic	7,006	69%	23.1% ▲	+1,314	Traffic	65.9%	69.1%
		Civil	1,379	14%	6.5% ▲	+84	Civil	15.0%	13.6%
		Civil Commitments	214	2%	-3.2% ▼	-7	Civil Commitments	2.6%	2.1%
		GRAND TOTAL	10,140	100%	17.5% ▲	+1,508	GRAND TOTAL	100%	100%

Filings by Division & Code

Division	Case Type Description	Code	Summary	Change	% Change	Absolute Change
Criminal	Misdemeanor	M	980	▲	+14.4%	+123
	Felony	F	340	▲	+21.4%	+60
	Show Cause	SC	111	▼	-27.5%	-42
	Capias	CA	95	▼	-19.5%	-23
	Civil Violation	CV	15	↔		-
	Motion	MO	0	▼	-100.0%	-1
	Total			1,541	▲	8.2%
Traffic	Infraction	I	6,094	▲	+25.3%	+1,232
	Misdemeanor	M	886	▲	+9.7%	+78
	Felony	F	14	▲	+75.0%	+6
	Show Cause	SC	7	▲	+75.0%	+3
	Capias	CA	3	▼	-25.0%	-1
	Civil Violation	CV	1	▲	-	+1
	Other	O	1	▲	-	+1
	Restricted Operators License	RL	0	▼	-100.0%	-6
Total			7,006	▲	23.1%	+1,314
Civil	Warrant in Debt	WD	583	▲	+23.5%	+111
	Garnishment	GA	238	▲	+9.7%	+21
	Unlawful Detainer	UD	228	▼	-4.6%	-11
	Other	OT	101	▲	-12.2%	-14
	Preliminary Protective Order	PP	63	▲	+12.5%	+7
	Detinue	DT	56	▲	+36.6%	+15
	Protective Order	PO	47	▼	-6.0%	-3
	Bond Forfeiture	BF	24	▼	-40.0%	-16
	Admin License	AL	17	▼	-5.6%	-1
	Interrogatory	IN	8	▼	-46.7%	-7
	Impoundment	IM	5	▲	+150.0%	+3
	Abstract	AJ	3	▲	+50.0%	+1
	Motion for Judgment	MJ	3	▲	-	+3
	Show Cause	SC	2	▼	-90.9%	-20
	Petition-Restore Arms	PR	1	▼	-50.0%	-1
	Capias	CA	0	▼	-100.0%	-1
	Overweight	OC	0	▼	-100.0%	-1
Tenants Assertion	TA	0	▼	-100.0%	-2	
Total			1,379	▲	6.5%	+84
Civil Commitments	Temporary Detention Order	TD	92	▲	+29.6%	+21
	Emergency Custody Order	EC	64	↔		-
	Mental Commitment	MC	49	▼	-36.4%	-28
	Other	OT	7	▲	+16.7%	+1
	Medical Emergency Temporary Detention Order	MT	2	↔		-
	Medical Emergency Custody Order	ME	0	▼	-100.0%	-1
Total			214	▼	-3.2%	-7
GRAND TOTAL			10,140	▲	17.5%	+1,508

Filings by Major Case Category**

Category	Summary	Change	% Change	Absolute Change
Felony	354	▲	+22.9%	+66
Garnishment	246	▼	+6.0%	+14

* Compared to same time period as previous year

** Case Type Categories are defined in the 2017 Virginia Judicial Workload Assessment

CPSS - GCMS CASELOAD STATISTICS OF THE GENERAL DISTRICT COURTS

January 2024 thru July 2024 Filings (Compared to January 2023 thru July 2023)

General Civil	651	▲	+25.2%	+131
Infraction/Civil Violation	6,111	▲	+25.3%	+1,233
Involuntary Civil Commitments	7	▲	+16.7%	+1
Landlord /Tenant	228	▼	-5.4%	-13
Misdemeanor	1,866	▼	+11.7%	+195
Other	567	▼	-17.8%	-123
Protective Orders	110	▲	+3.8%	+4
GRAND TOTAL	10,140	▲	17.5%	+1,508

* Compared to same time period as previous year

** Case Type Categories are defined in the 2017 Virginia Judicial Workload Assessment
Source: SCV-SQL-Information

CPSS - GCMS CASELOAD STATISTICS OF THE GENERAL DISTRICT COURTS

January 2024 thru July 2024 Filings (Compared to January 2023 thru July 2023)

2024 Overall GRAND TOTAL		Distribution of Caseload			Change*		Percentage (%) of Caseload			
2024	2,385	+462	Criminal	510	21%	22.9% ▲	+95	Criminal	2023	2024
			Traffic	1,205	51%	33.4% ▲	+302	Traffic	21.6%	21.4%
2023			Civil	569	24%	1.1% ▲	+6	Civil	47.0%	50.5%
			Civil Commitments	101	4%	140.5% ▲	+59	Civil Commitments	29.3%	23.9%
			GRAND TOTAL	2,385	100%	24.0% ▲	+462	GRAND TOTAL	2.2%	4.2%
								GRAND TOTAL	100%	100%

Filings by Division & Code

Division	Case Type Description	Code	Summary	Change	% Change	Absolute Change
Criminal	Misdemeanor	M	388	▲	+29.8%	+89
	Felony	F	47	▼	-6.0%	-3
	Show Cause	SC	32	▼	-34.7%	-17
	Civil Violation	CV	26	▲	+136.4%	+15
	Capias	CA	17	▲	+240.0%	+12
	Restricted Operators License	RL	0	▼	-100.0%	-1
	Total			510	▲	22.9%
Traffic	Infraction	I	992	▲	+34.2%	+253
	Misdemeanor	M	197	▲	+30.5%	+46
	Other	O	8	▲	-	+8
	Show Cause	SC	6	▲	+200.0%	+4
	Capias	CA	2	▲	+100.0%	+1
	Civil Violation	CV	0	▼	-100.0%	-2
	Felony	F	0	▼	-100.0%	-1
	Restricted Operators License	RL	0	▼	-100.0%	-7
Total			1,205	▲	33.4%	+302
Civil	Unlawful Detainer	UD	180	▼	-7.2%	-14
	Warrant in Debt	WD	169	▲	+19.0%	+27
	Garnishment	GA	87	▼	-9.4%	-9
	Admin License	AL	37	▲	+2.8%	+1
	Other	OT	32	▲	-3.0%	-1
	Preliminary Protective Order	PP	32	▲	+23.1%	+6
	Protective Order	PO	26	↔	-	-
	Capias	CA	3	▲	-	+3
	Bond Forfeiture	BF	2	↔	-	-
	Detinue	DT	1	▲	-	+1
	Abstract	AJ	0	▼	-100.0%	-1
	Interrogatory	IN	0	▼	-100.0%	-3
	Show Cause	SC	0	▼	-100.0%	-4
Total			569	▲	1.1%	+6
Civil Commitments	Temporary Detention Order	TD	49	▲	+75.0%	+21
	Mental Commitment	MC	38	▲	-	+38
	Emergency Custody Order	EC	14	▲	+7.7%	+1
	Other	OT	0	▼	-100.0%	-1
Total			101	▲	140.5%	+59
GRAND TOTAL			2,385	▲	24.0%	+462

Filings by Major Case Category**

Category	Summary	Change	% Change	Absolute Change
Felony	47	▼	-7.8%	-4
Garnishment	87	▼	-12.1%	-12
General Civil	172	▲	+21.1%	+30
Infraction/Civil Violation	1,026	▲	+36.4%	+274
Involuntary Civil Commitments	0	▼	-100.0%	-1
Landlord /Tenant	180	▼	-7.2%	-14
Misdemeanor	585	▼	+27.7%	+127
Other	230	▲	+32.2%	+56

* Compared to same time period as previous year

** Case Type Categories are defined in the 2017 Virginia Judicial Workload Assessment

CPSS - GCMS CASELOAD STATISTICS OF THE GENERAL DISTRICT COURTS

January 2024 thru July 2024 Filings (Compared to January 2023 thru July 2023)

Radford

District: 27 FIPS: 750


Protective Orders	58	▲	+11.5%	+6
GRAND TOTAL	2,385	▲	24.0%	+462

* Compared to same time period as previous year

** Case Type Categories are defined in the 2017 Virginia Judicial Workload Assessment
Source: SCV-SQL-Information

CPSS - GCMS CASELOAD STATISTICS OF THE GENERAL DISTRICT COURTS

January 2024 thru July 2024 Filings (Compared to January 2023 thru July 2023)

2024 Overall GRAND TOTAL		Distribution of Caseload			Change*		Percentage (%) of Caseload		
9,405 +502 	Criminal	1,300	14%	39.3% ▲	+367	Criminal	2023: 10.5%	2024: 13.8%	
	Traffic	6,868	73%	0.5% ▲	+34	Traffic	76.8%	73.0%	
	Civil	1,074	11%	6.3% ▲	+64	Civil	11.3%	11.4%	
	Civil Commitments	163	2%	29.4% ▲	+37	Civil Commitments	1.4%	1.7%	
	GRAND TOTAL	9,405	100%	5.6% ▲	+502	GRAND TOTAL	100%	100%	

Filings by Division & Code

Division	Case Type Description	Code	Summary	Change	% Change	Absolute Change
Criminal	Misdemeanor	M	852	▲	+49.0%	+280
	Felony	F	287	▲	+30.5%	+67
	Capias	CA	84	▲	+10.5%	+8
	Show Cause	SC	55	▲	+44.7%	+17
	Civil Violation	CV	22	▼	-15.4%	-4
	Restricted Operators License	RL	0	▼	-100.0%	-1
	Total			1,300	▲	39.3%
Traffic	Infraction	I	5,650	▼	-4.3%	-254
	Misdemeanor	M	1,145	▲	+30.1%	+265
	Capias	CA	22	▲	+57.1%	+8
	Civil Violation	CV	22	▲	+100.0%	+11
	Felony	F	17	▲	+183.3%	+11
	Show Cause	SC	10	▼	-47.4%	-9
	Restricted Operators License	RL	2	▲	-	+2
Total			6,868	▲	0.5%	+34
Civil	Warrant in Debt	WD	503	▲	+23.3%	+95
	Garnishment	GA	297	▲	+14.7%	+38
	Unlawful Detainer	UD	75	▼	-27.9%	-29
	Other	OT	59	▼	-22.4%	-17
	Protective Order	PO	28	▼	-22.2%	-8
	Preliminary Protective Order	PP	27	▼	-28.9%	-11
	Detinue	DT	26	▲	+4.0%	+1
	Admin License	AL	22	▲	+22.2%	+4
	Bond Forfeiture	BF	15	▼	-34.8%	-8
	Abstract	AJ	10	▲	+233.3%	+7
	Show Cause	SC	5	▼	-16.7%	-1
	Petition-Restore Arms	PR	3	↔	-	-
	Interrogatory	IN	2	▼	-50.0%	-2
	Cross Claim	CR	1	▲	-	+1
	Motion for Judgment	MJ	1	▼	-50.0%	-1
	Counter Claim	CC	0	▼	-100.0%	-1
	Impoundment	IM	0	▼	-100.0%	-3
Tenants Assertion	TA	0	▼	-100.0%	-1	
Total			1,074	▲	6.3%	+64
Civil Commitments	Temporary Detention Order	TD	88	▲	+22.2%	+16
	Emergency Custody Order	EC	75	▲	+38.9%	+21
	Total		163	▲	29.4%	+37
GRAND TOTAL			9,405	▲	5.6%	+502

Filings by Major Case Category**

Category	Summary	Change	% Change	Absolute Change
Felony	304	▲	+34.5%	+78
Garnishment	299	▼	+13.7%	+36
General Civil	533	▼	+20.9%	+92
Infraction/Civil Violation	5,694	▲	-4.2%	-247
Landlord /Tenant	75	▼	-28.6%	-30
Misdemeanor	1,999	▲	+37.6%	+546
Other	446	▲	+11.5%	+46

* Compared to same time period as previous year

** Case Type Categories are defined in the 2017 Virginia Judicial Workload Assessment

CPSS - GCMS CASELOAD STATISTICS OF THE GENERAL DISTRICT COURTS
January 2024 thru July 2024 Filings (Compared to January 2023 thru July 2023)

Protective Orders	55	▼	-25.7%	-19
GRAND TOTAL	9,405	▲	5.6%	+502

* Compared to same time period as previous year



** Case Type Categories are defined in the 2017 Virginia Judicial Workload Assessment
Source: SCV-SQL-Information

CPSS - GCMS CASELOAD STATISTICS OF THE GENERAL DISTRICT COURTS

January 2024 thru July 2024 Filings (Compared to January 2023 thru July 2023)

Bristol

District: 28 FIPS: 520

2024 Overall GRAND TOTAL		Distribution of Caseload			Change*		Percentage (%) of Caseload		
6,421	+252	Criminal	1,286	20%	2.5% ▲	+31	Criminal	20.3%	20.0%
		Traffic	3,958	62%	4.9% ▲	+185	Traffic	61.2%	61.6%
2024 		Civil	904	14%	5.6% ▲	+48	Civil	13.9%	14.1%
2023 		Civil Commitments	273	4%	-4.2% ▼	-12	Civil Commitments	4.6%	4.3%
		GRAND TOTAL	6,421	100%	4.1% ▲	+252	GRAND TOTAL	100%	100%

Filings by Division & Code

Division	Case Type Description	Code	Summary	Change	% Change	Absolute Change
Criminal	Misdemeanor	M	709	▲	+6.3%	+42
	Felony	F	359	▼	-6.5%	-25
	Capias	CA	178	▲	+17.9%	+27
	Civil Violation	CV	23	▼	-8.0%	-2
	Show Cause	SC	17	▼	-39.3%	-11
	Total			1,286	▲	2.5%
Traffic	Infraction	I	3,087	▼	-1.8%	-55
	Misdemeanor	M	795	▲	+33.4%	+199
	Civil Violation	CV	35	▲	+1,066.7%	+32
	Capias	CA	25	▲	+8.7%	+2
	Felony	F	16	▲	+220.0%	+11
	Show Cause	SC	0	▼	-100.0%	-4
	Total			3,958	▲	4.9%
Civil	Warrant in Debt	WD	295	▲	+25.0%	+59
	Unlawful Detainer	UD	180	▼	-27.1%	-67
	Garnishment	GA	173	▲	+39.5%	+49
	Other	OT	65	▼	-	-
	Preliminary Protective Order	PP	55	▲	+34.1%	+14
	Protective Order	PO	48	▲	+33.3%	+12
	Bond Forfeiture	BF	28	▼	-49.1%	-27
	Admin License	AL	27	▲	+17.4%	+4
	Detinue	DT	13	▲	+30.0%	+3
	Show Cause	SC	11	▲	+120.0%	+6
	Abstract	AJ	4	▲	+300.0%	+3
	Impoundment	IM	2	▼	-66.7%	-4
	Tenants Assertion	TA	2	▲	-	+2
	Overweight	OC	1	▼	-75.0%	-3
	Counter Claim	CC	0	▼	-100.0%	-1
	Interrogatory	IN	0	▼	-100.0%	-1
	Restricted Operators License	RL	0	▼	-100.0%	-1
	Total			904	▲	5.6%
Civil Commitments	Mental Commitment	MC	239	↔	-	-
	Temporary Detention Order	TD	19	▼	-34.5%	-10
	Emergency Custody Order	EC	14	↔	-	-
	Other	OT	1	▼	-66.7%	-2
Total			273	▼	-4.2%	-12
GRAND TOTAL			6,421	▲	4.1%	+252

Filings by Major Case Category**

Category	Summary	Change	% Change	Absolute Change
Felony	375	▲	-3.6%	-14
Garnishment	173	▼	+38.4%	+48
General Civil	309	▼	+24.1%	+60
Infraction/Civil Violation	3,146	▲	-0.9%	-28
Involuntary Civil Commitments	1	▼	-66.7%	-2
Landlord /Tenant	182	▲	-26.3%	-65
Misdemeanor	1,504	▼	+19.0%	+240

* Compared to same time period as previous year

** Case Type Categories are defined in the 2017 Virginia Judicial Workload Assessment

Source: SCV-SQL-Information



CPSS - GCMS CASELOAD STATISTICS OF THE GENERAL DISTRICT COURTS

January 2024 thru July 2024 Filings (Compared to January 2023 thru July 2023)

Other	628	▲	-2.0%	-13
Protective Orders	103	▲	+33.8%	+26
GRAND TOTAL	6,421	▲	4.1%	+252

* Compared to same time period as previous year

** Case Type Categories are defined in the 2017 Virginia Judicial Workload Assessment
Source: SCV-SQL-Information

2024 Overall GRAND TOTAL		Distribution of Caseload			Change*		Percentage (%) of Caseload			
14,458	+3,110	Criminal	1,175	8%	25.4%	▲	+238	Criminal	2023: 8.3%	2024: 8.1%
		Traffic	11,343	78%	28.7%	▲	+2,527	Traffic	77.7%	78.5%
2024 		Civil	1,189	8%	35.0%	▲	+308	Civil	7.8%	8.2%
2023 		Civil Commitments	751	5%	5.2%	▲	+37	Civil Commitments	6.3%	5.2%
		GRAND TOTAL	14,458	100%	27.4%	▲	+3,110	GRAND TOTAL	100%	100%

Filings by Division & Code

Division	Case Type Description	Code	Summary	Change	% Change	Absolute Change
Criminal	Misdemeanor	M	696	▲	+18.8%	+110
	Felony	F	292	▲	+34.6%	+75
	Capias	CA	120	▲	+18.8%	+19
	Show Cause	SC	44	▲	+131.6%	+25
	Civil Violation	CV	23	▲	+64.3%	+9
	Total			1,175	▲	25.4%
Traffic	Infraction	I	8,294	▲	+21.4%	+1,460
	Misdemeanor	M	2,912	▲	+56.1%	+1,047
	Capias	CA	72	▼	-4.0%	-3
	Show Cause	SC	41	▲	+28.1%	+9
	Felony	F	15	▲	+114.3%	+8
	Civil Violation	CV	9	▲	+200.0%	+6
	Total			11,343	▲	28.7%
Civil	Warrant in Debt	WD	456	▲	+34.1%	+116
	Garnishment	GA	368	▲	+63.6%	+143
	Other	OT	119	▲	+43.4%	+36
	Unlawful Detainer	UD	100	▼	-13.8%	-16
	Protective Order	PO	46	▲	+48.4%	+15
	Preliminary Protective Order	PP	43	▲	+16.2%	+6
	Admin License	AL	27	▲	+68.8%	+11
	Detinue	DT	10	↔		-
	Show Cause	SC	5	▲	+400.0%	+4
	Abstract	AJ	4	▲	+100.0%	+2
	Bond Forfeiture	BF	4	▲	-	+4
	Impoundment	IM	3	▼	-72.7%	-8
	Restricted Operators License	RL	2	▲	+100.0%	+1
	Overweight	OC	1	▼	-50.0%	-1
	Petition-Restore Arms	PR	1	▼	-75.0%	-3
	Interrogatory	IN	0	▼	-100.0%	-2
Total			1,189	▲	35.0%	+308
Civil Commitments	Mental Commitment	MC	612	▲	+9.3%	+52
	Temporary Detention Order	TD	49	▼	-15.5%	-9
	Emergency Custody Order	EC	48	▲	+29.7%	+11
	Other	OT	40	▼	-29.8%	-17
	Medical Emergency Temporary Detention Order	MT	2	▲	+100.0%	+1
	Petition	PT	0	▼	-100.0%	-1
Total			751	▲	5.2%	+37
GRAND TOTAL			14,458	▲	27.4%	+3,110

Filings by Major Case Category**

Category	Summary	Change	% Change	Absolute Change
Felony	307	▲	+37.1%	+83
Garnishment	368	▼	+62.1%	+141
General Civil	470	▼	+31.7%	+113
Infraction/Civil Violation	8,327	▲	+21.5%	+1,474
Involuntary Civil Commitments	40	▼	-31.0%	-18
Landlord /Tenant	100	▼	-13.8%	-16
Misdemeanor	3,610	▲	+47.2%	+1,158

* Compared to same time period as previous year

** Case Type Categories are defined in the 2017 Virginia Judicial Workload Assessment

CPSS - GCMS CASELOAD STATISTICS OF THE GENERAL DISTRICT COURTS

January 2024 thru July 2024 Filings (Compared to January 2023 thru July 2023)

Other	1,147	▲	+15.5%	+154
Protective Orders	89	▲	+30.9%	+21
GRAND TOTAL	14,458	▲	27.4%	+3,110

* Compared to same time period as previous year



** Case Type Categories are defined in the 2017 Virginia Judicial Workload Assessment
Source: SCV-SQL-Information

CPSS - GCMS CASELOAD STATISTICS OF THE GENERAL DISTRICT COURTS

January 2024 thru July 2024 Filings (Compared to January 2023 thru July 2023)

Washington

District: 28 FIPS: 191

2024 Overall GRAND TOTAL		Distribution of Caseload			Change*		Percentage (%) of Caseload		
12,656	-750	Criminal	1,581	12%	8.4% ▲	+123	Criminal	2023: 10.9%	2024: 12.5%
		Traffic	9,418	74%	-10.0% ▼	-1,041	Traffic	78.0%	74.4%
		Civil	1,466	12%	15.3% ▲	+194	Civil	9.5%	11.6%
		Civil Commitments	191	2%	-12.0% ▼	-26	Civil Commitments	1.6%	1.5%
		GRAND TOTAL	12,656	100%	-5.6% ▼	-750	GRAND TOTAL	100%	100%

Filings by Division & Code

Division	Case Type Description	Code	Summary	Change	% Change	Absolute Change
Criminal	Misdemeanor	M	851	▲	+15.9%	+117
	Felony	F	496	▲	+5.5%	+26
	Capias	CA	148	▼	-7.5%	-12
	Show Cause	SC	68	▼	-8.1%	-6
	Civil Violation	CV	18	▼	-10.0%	-2
	Total			1,581	▲	8.4%
Traffic	Infraction	I	8,365	▼	-9.3%	-855
	Misdemeanor	M	1,007	▼	-16.7%	-202
	Capias	CA	18	▲	+260.0%	+13
	Felony	F	15	▼	-6.3%	-1
	Show Cause	SC	12	▲	+200.0%	+8
	Civil Violation	CV	1	▼	-75.0%	-3
	Restricted Operators License	RL	0	▼	-100.0%	-1
	Total			9,418	▼	-10.0%
Civil	Warrant in Debt	WD	605	▲	+28.2%	+133
	Garnishment	GA	470	▲	+14.9%	+61
	Unlawful Detainer	UD	124	▼	-13.3%	-19
	Other	OT	108	▲	+6.9%	+7
	Protective Order	PO	41	▲	+2.5%	+1
	Preliminary Protective Order	PP	40	▼	-13.0%	-6
	Admin License	AL	26	▲	+30.0%	+6
	Impoundment	IM	20	▲	+300.0%	+15
	Detinue	DT	14	▲	+27.3%	+3
	Abstract	AJ	9	↔		-
	Bond Forfeiture	BF	2	▼	-60.0%	-3
	Petition-Restore Arms	PR	2	↔		-
	Interrogatory	IN	1	▼	-50.0%	-1
	Overweight	OC	1	▼	-50.0%	-1
	Restricted Operators License	RL	1	▲	-	+1
	Show Cause	SC	1	▼	-75.0%	-3
	Tenants Assertion	TA	1	▲	-	+1
	Motion for Judgment	MJ	0	▼	-100.0%	-1
Total			1,466	▲	15.3%	+194
Civil Commitments	Temporary Detention Order	TD	105	▼	-2.8%	-3
	Emergency Custody Order	EC	86	▼	-21.1%	-23
	Total		191	▼	-12.0%	-26
GRAND TOTAL			12,656	▼	-5.6%	-750

Filings by Major Case Category**

Category	Summary	Change	% Change	Absolute Change
Felony	511	▼	+5.1%	+25
Garnishment	471	▼	+14.6%	+60
General Civil	627	▲	+29.0%	+141
Infraction/Civil Violation	8,385	▼	-9.3%	-861
Landlord /Tenant	125	▲	-12.6%	-18
Misdemeanor	1,859	▲	-4.4%	-85
Other	597	▲	-1.2%	-7

* Compared to same time period as previous year

** Case Type Categories are defined in the 2017 Virginia Judicial Workload Assessment

Source: SCV-SQL-Information

CPSS - GCMS CASELOAD STATISTICS OF THE GENERAL DISTRICT COURTS
January 2024 thru July 2024 Filings (Compared to January 2023 thru July 2023)

Washington

District: 28 FIPS: 191



Protective Orders	81	▼	-5.8%	-5
GRAND TOTAL	12,656	▼	-5.6%	-750

* Compared to same time period as previous year

** Case Type Categories are defined in the 2017 Virginia Judicial Workload Assessment
Source: SCV-SQL-Information

CPSS - GCMS CASELOAD STATISTICS OF THE GENERAL DISTRICT COURTS

January 2024 thru July 2024 Filings (Compared to January 2023 thru July 2023)

2024 Overall GRAND TOTAL		Distribution of Caseload			Change*		Percentage (%) of Caseload		
3,619	+810	Criminal	653	18%	20.0% ▲	+109	Criminal	2023	2024
		Traffic	2,054	57%	46.7% ▲	+654	Traffic	19.4%	18.0%
		Civil	896	25%	9.0% ▲	+74	Civil	49.8%	56.8%
		Civil Commitments	16	0%	-62.8% ▼	-27	Civil Commitments	29.3%	24.8%
		GRAND TOTAL	3,619	100%	28.8% ▲	+810	GRAND TOTAL	100%	100%

Filings by Division & Code

Division	Case Type Description	Code	Summary	Change	% Change	Absolute Change
Criminal	Misdemeanor	M	352	▲	+18.1%	+54
	Show Cause	SC	154	▲	+862.5%	+138
	Felony	F	73	▼	-51.7%	-78
	Capias	CA	66	▲	+10.0%	+6
	Civil Violation	CV	8	▼	-57.9%	-11
	Total			653	▲	20.0%
Traffic	Infraction	I	1,218	▲	+8.0%	+90
	Show Cause	SC	518	▲	+25,800.0%	+516
	Misdemeanor	M	245	▲	+5.2%	+12
	Capias	CA	69	▲	+130.0%	+39
	Felony	F	3	▼	-50.0%	-3
	Civil Violation	CV	1	▲	-	+1
	Restricted Operators License	RL	0	▼	-100.0%	-1
	Total			2,054	▲	46.7%
Civil	Warrant in Debt	WD	556	▲	+14.6%	+71
	Garnishment	GA	174	▲	+3.0%	+5
	Other	OT	64	▲	+23.1%	+12
	Preliminary Protective Order	PP	29	▼	-6.5%	-2
	Protective Order	PO	17	▼	-37.0%	-10
	Bond Forfeiture	BF	11	▼	-8.3%	-1
	Unlawful Detainer	UD	11	▼	-35.3%	-6
	Detinue	DT	10	▲	+100.0%	+5
	Impoundment	IM	8	▲	+14.3%	+1
	Abstract	AJ	5	▲	+66.7%	+2
	Motion for Judgment	MJ	3	▲	-	+3
	Overweight	OC	3	▲	+200.0%	+2
	Admin License	AL	2	▼	-50.0%	-2
	Show Cause	SC	2	▼	-77.8%	-7
	Tenants Assertion	TA	1	▲	-	+1
Total			896	▲	9.0%	+74
Civil Commitments	Temporary Detention Order	TD	10	▼	-60.0%	-15
	Emergency Custody Order	EC	6	▼	-66.7%	-12
	Total			16	▼	-62.8%
GRAND TOTAL			3,619	▲	28.8%	+810

Filings by Major Case Category**

Category	Summary	Change	% Change	Absolute Change
Felony	76	▼	-51.6%	-81
Garnishment	174	▲	+3.0%	+5
General Civil	574	▲	+16.4%	+81
Infraction/Civil Violation	1,230	▲	+7.1%	+82
Landlord /Tenant	12	▲	-29.4%	-5
Misdemeanor	597	▼	+12.2%	+65
Other	910	▲	+287.2%	+675
Protective Orders	46	▼	-20.7%	-12
GRAND TOTAL	3,619	▲	28.8%	+810

* Compared to same time period as previous year

** Case Type Categories are defined in the 2017 Virginia Judicial Workload Assessment

* Compared to same time period as previous year

** Case Type Categories are defined in the 2017 Virginia Judicial Workload Assessment
Source: SCV-SQL-Information

2024 Overall GRAND TOTAL		Distribution of Caseload			Change*		Percentage (%) of Caseload		
1,375	-223	Criminal	471	34%	28.3% ▲	+104	Criminal	2023	2024
		Traffic	424	31%	-46.5% ▼	-368	Traffic	49.6%	30.8%
		Civil	375	27%	11.9% ▲	+40	Civil	21.0%	27.3%
		Civil Commitments	105	8%	1.0% ▲	+1	Civil Commitments	6.5%	7.6%
		GRAND TOTAL	1,375	100%	-14.0% ▼	-223	GRAND TOTAL	100%	100%

Filings by Division & Code

Division	Case Type Description	Code	Summary	Change	% Change	Absolute Change
Criminal	Misdemeanor	M	243	▲	+25.3%	+49
	Felony	F	166	▲	+33.9%	+42
	Capias	CA	52	▲	+52.9%	+18
	Show Cause	SC	5	▼	-37.5%	-3
	Civil Violation	CV	3	▼	-50.0%	-3
	Restricted Operators License	RL	2	▲	+100.0%	+1
	Total			471	▲	28.3%
Traffic	Infraction	I	328	▼	-49.3%	-319
	Misdemeanor	M	87	▼	-30.4%	-38
	Capias	CA	8	▼	-50.0%	-8
	Felony	F	1	▼	-50.0%	-1
	Show Cause	SC	0	▼	-100.0%	-2
	Total			424	▼	-46.5%
Civil	Warrant in Debt	WD	176	▲	+23.1%	+33
	Garnishment	GA	107	▲	+72.6%	+45
	Other	OT	23	▼	-42.5%	-17
	Unlawful Detainer	UD	19	▲	+11.8%	+2
	Impoundment	IM	12	▼	-47.8%	-11
	Show Cause	SC	12	▲	+1,100.0%	+11
	Protective Order	PO	11	▼	-54.2%	-13
	Preliminary Protective Order	PP	7	▼	-50.0%	-7
	Detinue	DT	4	▼	-20.0%	-1
	Admin License	AL	3	▼	-50.0%	-3
	Petition-Restore Arms	PR	1	▲	-	+1
	Total			375	▲	11.9%
Civil Commitments	Mental Commitment	MC	62	▲	+24.0%	+12
	Temporary Detention Order	TD	26	▼	-18.8%	-6
	Emergency Custody Order	EC	14	▼	-30.0%	-6
	Other	OT	3	▲	+50.0%	+1
Total			105	▲	1.0%	+1
GRAND TOTAL			1,375	▼	-14.0%	-223

Filings by Major Case Category**



Category	Summary	Change	% Change	Absolute Change
Felony	167	▼	+32.5%	+41
Garnishment	107	▲	+72.6%	+45
General Civil	187	▲	+19.1%	+30
Infraction/Civil Violation	331	▼	-49.3%	-322
Involuntary Civil Commitments	3	▲	+50.0%	+1
Landlord /Tenant	19	▲	+11.8%	+2
Misdemeanor	332	▲	+3.8%	+12
Other	211	▲	-5.4%	-12
Protective Orders	18	▼	-52.6%	-20
GRAND TOTAL	1,375	▼	-14.0%	-223

* Compared to same time period as previous year

** Case Type Categories are defined in the 2017 Virginia Judicial Workload Assessment
 Source: SCV-SQL-Information

CPSS - GCMS CASELOAD STATISTICS OF THE GENERAL DISTRICT COURTS

January 2024 thru July 2024 Filings (Compared to January 2023 thru July 2023)

2024 Overall GRAND TOTAL		Distribution of Caseload			Change*		Percentage (%) of Caseload			
3,508	-175	Criminal	752	21%	-0.1%	▼	-1	Criminal	20.4%	21.4%
		Traffic	1,638	47%	-18.0%	▼	-359	Traffic	54.2%	46.7%
2024 		Civil	920	26%	39.6%	▲	+261	Civil	17.9%	26.2%
2023 		Civil Commitments	198	6%	-27.7%	▼	-76	Civil Commitments	7.4%	5.6%
		GRAND TOTAL	3,508	100%	-4.8%	▼	-175	GRAND TOTAL	100%	100%

Filings by Division & Code

Division	Case Type Description	Code	Summary	Change	% Change	Absolute Change
Criminal	Misdemeanor	M	359	▲	+11.8%	+38
	Show Cause	SC	156	▼	-13.8%	-25
	Felony	F	150	▼	-13.8%	-24
	Capias	CA	79	▲	+17.9%	+12
	Civil Violation	CV	8	▼	-20.0%	-2
	Total			752	▼	-0.1%
Traffic	Infraction	I	800	▼	-28.8%	-324
	Show Cause	SC	535	▼	-6.8%	-39
	Misdemeanor	M	228	▼	-4.6%	-11
	Capias	CA	56	▲	+12.0%	+6
	Felony	F	12	▲	+71.4%	+5
	Civil Violation	CV	4	▲	+300.0%	+3
	Restricted Operators License	RL	3	▲	+50.0%	+1
	Total			1,638	▼	-18.0%
Civil	Warrant in Debt	WD	494	▲	+61.4%	+188
	Garnishment	GA	203	▲	+35.3%	+53
	Other	OT	75	▲	+36.4%	+20
	Preliminary Protective Order	PP	38	▲	+40.7%	+11
	Bond Forfeiture	BF	35	▼	-12.5%	-5
	Unlawful Detainer	UD	34	▼	-17.1%	-7
	Overweight	OC	9	▲	+125.0%	+5
	Detinue	DT	7	▲	+16.7%	+1
	Admin License	AL	6	▲	+50.0%	+2
	Protective Order	PO	6	▼	-33.3%	-3
	Impoundment	IM	5	▲	+66.7%	+2
	Abstract	AJ	3	▼	-57.1%	-4
	Interrogatory	IN	2	↔		-
	Petition-Restore Arms	PR	2	▲	+100.0%	+1
	Show Cause	SC	1	▼	-66.7%	-2
	Motion for Judgment	MJ	0	▼	-100.0%	-1
Total			920	▲	39.6%	+261
Civil Commitments	Mental Commitment	MC	150	▼	-31.8%	-70
	Temporary Detention Order	TD	25	▼	-26.5%	-9
	Emergency Custody Order	EC	17	▲	+13.3%	+2
	Other	OT	6	▲	+20.0%	+1
Total			198	▼	-27.7%	-76
GRAND TOTAL			3,508	▼	-4.8%	-175

Filings by Major Case Category**

Category	Summary	Change	% Change	Absolute Change
Felony	162	▲	-10.5%	-19
Garnishment	205	▲	+34.9%	+53
General Civil	511	▲	+61.7%	+195
Infraction/Civil Violation	821	▲	-27.9%	-318
Involuntary Civil Commitments	6	▲	+20.0%	+1
Landlord /Tenant	34	▼	-17.1%	-7
Misdemeanor	590	▲	+5.0%	+28

* Compared to same time period as previous year

** Case Type Categories are defined in the 2017 Virginia Judicial Workload Assessment

CPSS - GCMS CASELOAD STATISTICS OF THE GENERAL DISTRICT COURTS

January 2024 thru July 2024 Filings (Compared to January 2023 thru July 2023)



Other	1,135	▼	-9.3%	-116
Protective Orders	44	▲	+22.2%	+8
GRAND TOTAL	3,508	▼	-4.8%	-175

* Compared to same time period as previous year

** Case Type Categories are defined in the 2017 Virginia Judicial Workload Assessment
Source: SCV-SQL-Information

CPSS - GCMS CASELOAD STATISTICS OF THE GENERAL DISTRICT COURTS

January 2024 thru July 2024 Filings (Compared to January 2023 thru July 2023)

2024 Overall GRAND TOTAL		Distribution of Caseload			Change*		Percentage (%) of Caseload			
5,513	-219	Criminal	1,565	28%	-3.8%	▼	-62	Criminal	28.4%	28.4%
		Traffic	2,472	45%	-9.5%	▼	-258	Traffic	47.6%	44.8%
2024 		Civil	1,389	25%	7.9%	▲	+102	Civil	22.5%	25.2%
2023 		Civil Commitments	87	2%	-1.1%	▼	-1	Civil Commitments	1.5%	1.6%
		GRAND TOTAL	5,513	100%	-3.8%	▼	-219	GRAND TOTAL	100%	100%

Filings by Division & Code

Division	Case Type Description	Code	Summary	Change	% Change	Absolute Change
Criminal	Misdemeanor	M	1,000	▼	-1.8%	-18
	Felony	F	322	▼	-5.6%	-19
	Capias	CA	142	▼	-12.9%	-21
	Civil Violation	CV	65	▼	-7.1%	-5
	Show Cause	SC	35	↔		-
	Restricted Operators License	RL	1	▲		+1
	Total			1,565	▼	-3.8%
Traffic	Infraction	I	1,936	▼	-10.5%	-226
	Misdemeanor	M	488	▼	-5.1%	-26
	Capias	CA	34	▼	-8.1%	-3
	Felony	F	9	▼	-35.7%	-5
	Restricted Operators License	RL	2	▲	+100.0%	+1
	Show Cause	SC	2	↔		-
	Civil Violation	CV	1	▲		+1
Total			2,472	▼	-9.5%	-258
Civil	Warrant in Debt	WD	520	▲	+17.9%	+79
	Garnishment	GA	332	▲	+9.2%	+28
	Unlawful Detainer	UD	171	▲	+32.6%	+42
	Other	OT	133	▼	+0.8%	+1
	Bond Forfeiture	BF	57	▼	-12.3%	-8
	Preliminary Protective Order	PP	52	▲	+44.4%	+16
	Detinue	DT	47	▼	-32.9%	-23
	Protective Order	PO	28	▲	+86.7%	+13
	Impoundment	IM	23	▼	-42.5%	-17
	Admin License	AL	14	▼	-26.3%	-5
	Abstract	AJ	5	▼	-44.4%	-4
	Interrogatory	IN	3	▼	-70.0%	-7
	Counter Claim	CC	1	↔		-
	Motion for Judgment	MJ	1	▼	-80.0%	-4
	Petition-Restore Arms	PR	1	↔		-
Show Cause	SC	1	▼	-85.7%	-6	
Tenants Assertion	TA	0	▼	-100.0%	-3	
Total			1,389	▲	7.9%	+102
Civil Commitments	Temporary Detention Order	TD	49	▼	-18.3%	-11
	Emergency Custody Order	EC	36	▲	+44.0%	+11
	Medical Emergency Temporary Detention Order	MT	1	▲	-	+1
	Mental Commitment	MC	1	▼	-66.7%	-2
Total			87	▼	-1.1%	-1
GRAND TOTAL			5,513	▼	-3.8%	-219

Filings by Major Case Category**

Category	Summary	Change	% Change	Absolute Change
Felony	331	▼	-6.8%	-24
Garnishment	335	▼	+6.7%	+21
General Civil	577	▼	+8.9%	+47
Infraction/Civil Violation	2,002	▲	-10.3%	-230
Landlord /Tenant	171	▼	+29.5%	+39
Misdemeanor	1,491	▲	-2.7%	-42

* Compared to same time period as previous year

** Case Type Categories are defined in the 2017 Virginia Judicial Workload Assessment

CPSS - GCMS CASELOAD STATISTICS OF THE GENERAL DISTRICT COURTS

January 2024 thru July 2024 Filings (Compared to January 2023 thru July 2023)

Other	526	▲	-10.1%	-59
Protective Orders	80	▲	+56.9%	+29
GRAND TOTAL	5,513	▼	-3.8%	-219

* Compared to same time period as previous year



** Case Type Categories are defined in the 2017 Virginia Judicial Workload Assessment
Source: SCV-SQL-Information

CPSS - GCMS CASELOAD STATISTICS OF THE GENERAL DISTRICT COURTS

January 2024 thru July 2024 Filings (Compared to January 2023 thru July 2023)

Lee

District: 30 FIPS: 105

2024 Overall GRAND TOTAL		Distribution of Caseload			Change*		Percentage (%) of Caseload		
3,189	+174	Criminal	549	17%	-18.2% ▼	-122	Criminal	2023	2024
		Traffic	2,026	64%	7.9% ▲	+149	Traffic	22.3%	17.2%
		Civil	579	18%	34.0% ▲	+147	Civil	62.3%	63.5%
		Civil Commitments	35	1%	0.0%	0	Civil Commitments	14.3%	18.2%
		GRAND TOTAL	3,189	100%	5.8% ▲	+174	GRAND TOTAL	1.2%	1.1%
							GRAND TOTAL	100%	100%

Filings by Division & Code

Division	Case Type Description	Code	Summary	Change	% Change	Absolute Change
Criminal	Misdemeanor	M	323	▼	-14.6%	-55
	Felony	F	147	▼	-19.2%	-35
	Capias	CA	42	▼	-33.3%	-21
	Show Cause	SC	28	▼	-22.2%	-8
	Civil Violation	CV	8	▼	-33.3%	-4
	Restricted Operators License	RL	1	▲	-	+1
	Total			549	▼	-18.2%
Traffic	Infraction	I	1,677	▲	+8.7%	+134
	Misdemeanor	M	307	▲	+5.5%	+16
	Show Cause	SC	20	▲	+53.8%	+7
	Capias	CA	15	▼	-25.0%	-5
	Felony	F	4	▼	-55.6%	-5
	Restricted Operators License	RL	2	▲	+100.0%	+1
	Civil Violation	CV	1	▲	-	+1
Total			2,026	▲	7.9%	+149
Civil	Warrant in Debt	WD	207	▲	+46.8%	+66
	Garnishment	GA	134	▲	+39.6%	+38
	Other	OT	81	▲	+65.3%	+32
	Unlawful Detainer	UD	51	▼	-1.9%	-1
	Preliminary Protective Order	PP	47	▲	+56.7%	+17
	Protective Order	PO	30	▲	+25.0%	+6
	Detinue	DT	5	▼	-28.6%	-2
	Admin License	AL	4	▲	+300.0%	+3
	Impoundment	IM	4	▲	+33.3%	+1
	Interrogatory	IN	4	▲	-	+4
	Show Cause	SC	4	▼	-63.6%	-7
	Overweight	OC	3	▼	-70.0%	-7
	Restricted Operators License	RL	2	▲	-	+2
	Capias	CA	1	↔	-	-
	Motion for Judgment	MJ	1	▼	-66.7%	-2
	Tenants Assertion	TA	1	▲	-	+1
Abstract	AJ	0	▼	-100.0%	-4	
Total			579	▲	34.0%	+147
Civil Commitments	Emergency Custody Order	EC	22	▲	+10.0%	+2
	Temporary Detention Order	TD	13	▼	-7.1%	-1
	Medical Emergency Custody Order	ME	0	▼	-100.0%	-1
Total			35		0.0%	0
GRAND TOTAL			3,189	▲	5.8%	+174

Filings by Major Case Category**

Category	Summary	Change	% Change	Absolute Change
Felony	151	▼	-20.9%	-40
Garnishment	138	▲	+43.8%	+42
General Civil	218	▼	+39.7%	+62
Infraction/Civil Violation	1,689	▲	+7.9%	+124
Landlord /Tenant	52	▲	-	0
Misdemeanor	635	▲	-5.2%	-35
Other	229	▲	-0.9%	-2

* Compared to same time period as previous year

** Case Type Categories are defined in the 2017 Virginia Judicial Workload Assessment

CPSS - GCMS CASELOAD STATISTICS OF THE GENERAL DISTRICT COURTS

January 2024 thru July 2024 Filings (Compared to January 2023 thru July 2023)

Protective Orders	77	▲	+42.6%	+23
GRAND TOTAL	3,189	▲	5.8%	+174

* Compared to same time period as previous year



** Case Type Categories are defined in the 2017 Virginia Judicial Workload Assessment
Source: SCV-SQL-Information

CPSS - GCMS CASELOAD STATISTICS OF THE GENERAL DISTRICT COURTS

January 2024 thru July 2024 Filings (Compared to January 2023 thru July 2023)

Scott

District: 30 FIPS: 169

2024 Overall GRAND TOTAL		Distribution of Caseload			Change*		Percentage (%) of Caseload			
4,253	-65	Criminal	761	18%	-4.2%	▼	-33	Criminal	2023	2024
		Traffic	3,004	71%	-4.1%	▼	-130	Traffic	18.4%	17.9%
		Civil	462	11%	22.2%	▲	+84	Civil	72.6%	70.6%
		Civil Commitments	26	1%	116.7%	▲	+14	Civil Commitments	8.8%	10.9%
		GRAND TOTAL	4,253	100%	-1.5%	▼	-65	GRAND TOTAL	0.3%	0.6%
								GRAND TOTAL	100%	100%

Filings by Division & Code

Division	Case Type Description	Code	Summary	Change	% Change	Absolute Change
Criminal	Misdemeanor	M	451	▲	+1.8%	+8
	Felony	F	236	▼	-0.8%	-2
	Capias	CA	32	▼	-39.6%	-21
	Civil Violation	CV	22	▲	+4.8%	+1
	Show Cause	SC	20	▼	-45.9%	-17
	Restricted Operators License	RL	0	▼	-100.0%	-2
	Total			761	▼	-4.2%
Traffic	Infraction	I	2,476	▼	-0.9%	-22
	Misdemeanor	M	497	▼	-13.1%	-75
	Show Cause	SC	13	▼	-38.1%	-8
	Capias	CA	12	▼	-47.8%	-11
	Felony	F	5	▼	-61.5%	-8
	Civil Violation	CV	1	▼	-85.7%	-6
	Total			3,004	▼	-4.1%
Civil	Warrant in Debt	WD	193	▲	+37.9%	+53
	Garnishment	GA	172	▲	+67.0%	+69
	Other	OT	25	▼	-43.2%	-19
	Unlawful Detainer	UD	20	▼	-44.4%	-16
	Preliminary Protective Order	PP	19	▼	-5.0%	-1
	Admin License	AL	10	▲	+150.0%	+6
	Detinue	DT	9	▲	-	+9
	Protective Order	PO	5	▼	-50.0%	-5
	Restricted Operators License	RL	4	▼	-20.0%	-1
	Abstract	AJ	2	▲	-	+2
	Impoundment	IM	2	▼	-66.7%	-4
	Overweight	OC	1	▼	-50.0%	-1
	Emergency Substantial Risk Order	SR	0	▼	-100.0%	-1
	Interrogatory	IN	0	▼	-100.0%	-4
	Show Cause	SC	0	▼	-100.0%	-3
Total			462	▲	22.2%	+84
Civil Commitments	Emergency Custody Order	EC	13	▲	+62.5%	+5
	Temporary Detention Order	TD	12	▲	+200.0%	+8
	Mental Commitment	MC	1	▲	-	+1
	Total			26	▲	116.7%
GRAND TOTAL			4,253	▼	-1.5%	-65

Filings by Major Case Category**

Category	Summary	Change	% Change	Absolute Change
Felony	241	▼	-4.0%	-10
Garnishment	172	▼	+60.7%	+65
General Civil	203	▲	+38.1%	+56
Infraction/Civil Violation	2,500	▼	-1.1%	-28
Landlord /Tenant	20	▼	-44.4%	-16
Misdemeanor	952	▼	-6.8%	-70
New to Workload Study	0	▼	-100.0%	-1
Other	141	▲	-28.1%	-55
Protective Orders	24	▼	-20.0%	-6

* Compared to same time period as previous year

** Case Type Categories are defined in the 2017 Virginia Judicial Workload Assessment

CPSS - GCMS CASELOAD STATISTICS OF THE GENERAL DISTRICT COURTS

January 2024 thru July 2024 Filings (Compared to January 2023 thru July 2023)

Scott

District: 30 FIPS: 169



<i>GRAND TOTAL</i>	4,253	▼	-1.5%	-65
---------------------------	--------------	---	-------	-----

* Compared to same time period as previous year

** Case Type Categories are defined in the 2017 Virginia Judicial Workload Assessment
Source: SCV-SQL-Information

CPSS - GCMS CASELOAD STATISTICS OF THE GENERAL DISTRICT COURTS

January 2024 thru July 2024 Filings (Compared to January 2023 thru July 2023)

2024 Overall GRAND TOTAL		Distribution of Caseload			Change*		Percentage (%) of Caseload		
6,961	+524	Criminal	1,726	25%	-4.6% ▼	-83	Criminal	2023	2024
		Traffic	3,615	52%	12.8% ▲	+411	Traffic	28.1%	24.8%
		Civil	1,559	22%	15.0% ▲	+203	Civil	49.8%	51.9%
		Civil Commitments	61	1%	-10.3% ▼	-7	Civil Commitments	21.1%	22.4%
		GRAND TOTAL	6,961	100%	8.1% ▲	+524	GRAND TOTAL	1.1%	0.9%
							GRAND TOTAL	100%	100%

Filings by Division & Code

Division	Case Type Description	Code	Summary	Change	% Change	Absolute Change
Criminal	Misdemeanor	M	1,151	▲	+9.0%	+95
	Capias	CA	223	▼	-3.5%	-8
	Felony	F	220	▼	-41.8%	-158
	Show Cause	SC	124	▼	-3.9%	-5
	Civil Violation	CV	8	▼	-46.7%	-7
	Total			1,726	▼	-4.6%
Traffic	Infraction	I	2,644	▲	+15.7%	+358
	Misdemeanor	M	875	▲	+6.8%	+56
	Show Cause	SC	44	▼	-13.7%	-7
	Capias	CA	41	▲	+5.1%	+2
	Felony	F	10	▲	+25.0%	+2
	Civil Violation	CV	1	↔		-
Total			3,615	▲	12.8%	+411
Civil	Warrant in Debt	WD	579	▲	+40.9%	+168
	Garnishment	GA	443	▲	+29.5%	+101
	Other	OT	173	▼	-12.6%	-25
	Unlawful Detainer	UD	171	▼	-6.6%	-12
	Preliminary Protective Order	PP	63	↔		-
	Protective Order	PO	54	▲	+63.6%	+21
	Show Cause	SC	20	▼	-9.1%	-2
	Admin License	AL	17	▲	+30.8%	+4
	Detinue	DT	9	▼	-59.1%	-13
	Impoundment	IM	9	▼	-66.7%	-18
	Bond Forfeiture	BF	7	▼	-58.8%	-10
	Interrogatory	IN	3	▲	-	+3
	Tenants Assertion	TA	3	▲	+50.0%	+1
	Motion for Judgment	MJ	2	↔		-
	Overweight	OC	2	▼	-50.0%	-2
	Restricted Operators License	RL	2	▼	-50.0%	-2
	Abstract	AJ	1	▲	-	+1
	Counter Claim	CC	1	▲	-	+1
	Capias	CA	0	▼	-100.0%	-11
Petition-Restore Arms	PR	0	▼	-100.0%	-2	
Total			1,559	▲	15.0%	+203
Civil Commitments	Emergency Custody Order	EC	35	▲	+16.7%	+5
	Temporary Detention Order	TD	24	▲	+4.3%	+1
	Medical Emergency Temporary Detention Order	MT	1	▲	-	+1
	Other	OT	1	▲	-	+1
	Mental Commitment	MC	0	▼	-100.0%	-14
	Petition	PT	0	▼	-100.0%	-1
Total			61	▼	-10.3%	-7
GRAND TOTAL			6,961	▲	8.1%	+524

Filings by Major Case Category**

Category	Summary	Change	% Change	Absolute Change
Felony	230	▼	-40.4%	-156
Garnishment	446	▲	+30.4%	+104
General Civil	615	▼	+27.3%	+132

* Compared to same time period as previous year

** Case Type Categories are defined in the 2017 Virginia Judicial Workload Assessment



CPSS - GCMS CASELOAD STATISTICS OF THE GENERAL DISTRICT COURTS

January 2024 thru July 2024 Filings (Compared to January 2023 thru July 2023)

Infraction/Civil Violation	2,655	▼	+15.1%	+349
Involuntary Civil Commitments	1	▲		0
Landlord /Tenant	174	▲	-5.9%	-11
Misdemeanor	2,028	▼	+7.9%	+149
Other	695	▲	-8.4%	-64
Protective Orders	117	▲	+21.9%	+21
GRAND TOTAL	6,961	▲	8.1%	+524

* Compared to same time period as previous year

** Case Type Categories are defined in the 2017 Virginia Judicial Workload Assessment
Source: SCV-SQL-Information

2024 Overall GRAND TOTAL		Distribution of Caseload			Change*		Percentage (%) of Caseload		
71,028	+9,549	Criminal	10,929	15%	7.5% ▲	+760	Criminal	2023	2024
		Traffic	42,100	59%	17.7% ▲	+6,338	Traffic	16.5%	15.4%
		Civil	17,365	24%	16.3% ▲	+2,438	Civil	58.2%	59.3%
		Civil Commitments	634	1%	2.1% ▲	+13	Civil Commitments	24.3%	24.4%
		GRAND TOTAL	71,028	100%	15.5% ▲	+9,549	GRAND TOTAL	1.0%	0.9%
							GRAND TOTAL	100%	100%

Filings by Division & Code

Division	Case Type Description	Code	Summary	Change	% Change	Absolute Change
Criminal	Misdemeanor	M	5,543	▲	+4.0%	+211
	Felony	F	2,545	▼	-5.4%	-146
	Capias	CA	1,969	▲	+37.9%	+541
	Show Cause	SC	529	▲	+25.4%	+107
	Civil Violation	CV	343	▲	+15.9%	+47
	Total			10,929	▲	7.5%
Traffic	Infraction	I	34,779	▲	+20.1%	+5,810
	Misdemeanor	M	6,869	▲	+6.9%	+446
	Felony	F	129	▲	+15.2%	+17
	Civil Violation	CV	123	▲	+92.2%	+59
	Capias	CA	96	▲	+7.9%	+7
	Other	O	60	▲	+3.4%	+2
	Show Cause	SC	28	▼	-15.2%	-5
	Restricted Operators License	RL	16	▲	+14.3%	+2
	Total			42,100	▲	17.7%
Civil	Warrant in Debt	WD	7,387	▲	+35.5%	+1,935
	Garnishment	GA	4,350	▲	+3.2%	+136
	Unlawful Detainer	UD	2,919	▲	+10.0%	+265
	Admin License	AL	562	▲	+0.7%	+4
	Other	OT	414	▲	+16.6%	+59
	Zoning Violation	ZO	343	▼	-18.7%	-79
	Show Cause	SC	302	▲	+18.9%	+48
	Preliminary Protective Order	PP	280	▲	+13.8%	+34
	Protective Order	PO	224	▲	+24.4%	+44
	Interrogatory	IN	197	▲	+1.5%	+3
	Abstract	AJ	169	▲	+15.8%	+23
	Impoundment	IM	89	▼	-4.3%	-4
	Overweight	OC	26	▼	-23.5%	-8
	Detinue	DT	25	▼	-30.6%	-11
	Tenants Assertion	TA	22	▲	+37.5%	+6
	Counter Claim	CC	18	▼	-5.3%	-1
	Motion for Judgment	MJ	10	▼	-60.0%	-15
	Motor Carrier	MC	10	▲	+42.9%	+3
	Capias	CA	7	▼	-22.2%	-2
	Bond Forfeiture	BF	4	▲	+33.3%	+1
	Petition to Require Blood Test	BT	2	▲	-	+2
	Petition-Restore Arms	PR	2	▼	-60.0%	-3
	Third Party Claim	TH	2	▲	+100.0%	+1
	Restricted Operators License	RL	1	▼	-75.0%	-3
Total			17,365	▲	16.3%	+2,438
Civil Commitments	Temporary Detention Order	TD	296	▲	+3.5%	+10
	Mental Commitment	MC	257	▲	+18.4%	+40
	Emergency Custody Order	EC	68	▼	-34.0%	-35
	Petition	PT	11	▲	+450.0%	+9
	Medical Emergency Custody Order	ME	1	▼	-80.0%	-4
	Medical Emergency Temporary Detention Order	MT	1	▼	-83.3%	-5
	Other	OT	0	▼	-100.0%	-2
Total			634	▲	2.1%	+13
GRAND TOTAL			71,028	▲	15.5%	+9,549

* Compared to same time period as previous year

** Case Type Categories are defined in the 2017 Virginia Judicial Workload Assessment

Filings by Major Case Category**

Category	Summary	Change	% Change	Absolute Change
Felony	2,674	▲	-4.6%	-129
Garnishment	4,547	▲	+3.2%	+139
General Civil	7,678	▼	+34.6%	+1,972
Infraction/Civil Violation	35,341	▲	+20.1%	+5,913
Involuntary Civil Commitments	11	▲	+175.0%	+7
Landlord /Tenant	2,941	▲	+10.1%	+271
Misdemeanor	12,772	▼	+4.7%	+577
Other	4,560	▲	+18.8%	+721
Protective Orders	504	▲	+18.3%	+78
GRAND TOTAL	71,028	▲	15.5%	+9,549

* Compared to same time period as previous year

** Case Type Categories are defined in the 2017 Virginia Judicial Workload Assessment
 Source: SCV-SQL-Information

CPSS - GCMS CASELOAD STATISTICS OF THE GENERAL DISTRICT COURTS

January 2024 thru July 2024 Filings (Compared to January 2023 thru July 2023)

2024 Overall GRAND TOTAL		Distribution of Caseload			Change*		Percentage (%) of Caseload		
8,888 +1,622 	Criminal	696	8%	11.4% ▲	+71	Criminal	2023: 8.6%	2024: 7.8%	
	Traffic	6,410	72%	34.3% ▲	+1,636	Traffic	65.7%	72.1%	
	Civil	1,722	19%	-5.2% ▼	-94	Civil	25.0%	19.4%	
	Civil Commitments	60	1%	17.6% ▲	+9	Civil Commitments	0.7%	0.7%	
	GRAND TOTAL	8,888	100%	22.3% ▲	+1,622	GRAND TOTAL	100%	100%	

Filings by Division & Code

Division	Case Type Description	Code	Summary	Change	% Change	Absolute Change
Criminal	Misdemeanor	M	481	▲	+23.7%	+92
	Felony	F	137	▼	-12.2%	-19
	Show Cause	SC	38	▲	+5.6%	+2
	Capias	CA	28	▼	-9.7%	-3
	Civil Violation	CV	12	▼	-7.7%	-1
	Total			696	▲	11.4%
Traffic	Infraction	I	4,759	▲	+28.4%	+1,053
	Misdemeanor	M	1,586	▲	+55.9%	+569
	Capias	CA	34	▲	+21.4%	+6
	Felony	F	17	▲	+41.7%	+5
	Show Cause	SC	13	▲	+18.2%	+2
	Civil Violation	CV	1	▲	-	+1
	Total			6,410	▲	34.3%
Civil	Warrant in Debt	WD	715	▼	-3.6%	-27
	Garnishment	GA	671	▲	+1.4%	+9
	Unlawful Detainer	UD	119	▼	-0.8%	-1
	Other	OT	70	▼	-15.7%	-13
	Detinue	DT	38	▼	-24.0%	-12
	Preliminary Protective Order	PP	28	▼	-3.4%	-1
	Protective Order	PO	21	▼	-41.7%	-15
	Admin License	AL	20	▲	+25.0%	+4
	Abstract	AJ	12	▼	-29.4%	-5
	Impoundment	IM	12	▲	+50.0%	+4
	Overweight	OC	5	▼	-87.8%	-36
	Counter Claim	CC	3	▼	-40.0%	-2
	Interrogatory	IN	2	↔	-	-
	Motion for Judgment	MJ	2	▲	-	+2
	Tenants Assertion	TA	2	↔	-	-
	Capias	CA	1	▲	-	+1
	Restricted Operators License	RL	1	▼	-50.0%	-1
	Show Cause	SC	0	▼	-100.0%	-1
	Total			1,722	▼	-5.2%
Civil Commitments	Temporary Detention Order	TD	43	▲	+7.5%	+3
	Emergency Custody Order	EC	16	▲	+60.0%	+6
	Medical Emergency Temporary Detention Order	MT	1	▲	-	+1
	Mental Commitment	MC	0	▼	-100.0%	-1
	Total			60	▲	17.6%
GRAND TOTAL			8,888	▲	22.3%	+1,622

Filings by Major Case Category**

Category	Summary	Change	% Change	Absolute Change
Felony	154	▲	-8.3%	-14
Garnishment	673	▲	+1.4%	+9
General Civil	762	▲	-4.5%	-36
Infraction/Civil Violation	4,777	▲	+27.0%	+1,017
Landlord /Tenant	121	▼	-0.8%	-1
Misdemeanor	2,068	▲	+46.9%	+660
Other	284	▲	+1.1%	+3

* Compared to same time period as previous year


** Case Type Categories are defined in the 2017 Virginia Judicial Workload Assessment

CPSS - GCMS CASELOAD STATISTICS OF THE GENERAL DISTRICT COURTS
January 2024 thru July 2024 Filings (Compared to January 2023 thru July 2023)

Protective Orders	49	▼	-24.6%	-16
GRAND TOTAL	8,888	▲	22.3%	+1,622

* Compared to same time period as previous year

** Case Type Categories are defined in the 2017 Virginia Judicial Workload Assessment
Source: SCV-SQL-Information

2024 Overall GRAND TOTAL		Distribution of Caseload			Change*		Percentage (%) of Caseload			
17,595	+2,171	Criminal	341	2%	-12.6%	▼	-49	Criminal	2023 2.5%	2024 1.9%
		Traffic	16,743	95%	15.5%	▲	+2,248	Traffic	94.0%	95.2%
2024		Civil	497	3%	-4.2%	▲	-22	Civil	3.4%	2.8%
2023		Civil Commitments	14	0%	-30.0%	▼	-6	Civil Commitments	0.1%	0.1%
		GRAND TOTAL	17,595	100%	14.1%	▲	+2,171	GRAND TOTAL	100%	100%

Filings by Division & Code

Division	Case Type Description	Code	Summary	Change	% Change	Absolute Change
Criminal	Misdemeanor	M	214	▼	-14.1%	-35
	Felony	F	87	▲	+4.8%	+4
	Show Cause	SC	22	▼	-35.3%	-12
	Capias	CA	10	▼	-52.4%	-11
	Civil Violation	CV	8	▲	+166.7%	+5
	Total			341	▼	-12.6%
Traffic	Infraction	I	14,128	▲	+16.8%	+2,031
	Misdemeanor	M	2,544	▲	+9.0%	+211
	Capias	CA	52	▲	+2.0%	+1
	Show Cause	SC	15	▲	+50.0%	+5
	Felony	F	4	↔		-
	Total			16,743	▲	15.5%
Civil	Warrant in Debt	WD	203	▼	-6.5%	-14
	Garnishment	GA	156	▼	-7.1%	-12
	Unlawful Detainer	UD	55	▲	+37.5%	+15
	Other	OT	34	▼	-24.4%	-11
	Admin License	AL	13	▲	+8.3%	+1
	Preliminary Protective Order	PP	13	▲	+333.3%	+10
	Protective Order	PO	9	▲	+200.0%	+6
	Detinue	DT	6	▲	+20.0%	+1
	Abstract	AJ	4	▼	-66.7%	-8
	Impoundment	IM	4	▼	-50.0%	-4
	Interrogatory	IN	0	▼	-100.0%	-4
	Overweight	OC	0	▼	-100.0%	-1
	Show Cause	SC	0	▼	-100.0%	-1
	Total			497	▼	-4.2%
Civil Commitments	Temporary Detention Order	TD	9	▼	-30.8%	-4
	Emergency Custody Order	EC	5	▼	-16.7%	-1
	Other	OT	0	▼	-100.0%	-1
	Total			14	▼	-30.0%
GRAND TOTAL			17,595	▲	14.1%	+2,171

Filings by Major Case Category**

Category	Summary	Change	% Change	Absolute Change
Felony	91	▲	+4.6%	+4
Garnishment	156	▼	-9.3%	-16
General Civil	211	▼	-7.0%	-16
Infraction/Civil Violation	14,136	▲	+16.8%	+2,035
Involuntary Civil Commitments	0	▼	-100.0%	-1
Landlord /Tenant	55	▲	+37.5%	+15
Misdemeanor	2,758	▼	+6.8%	+176
Other	166	▼	-20.2%	-42
Protective Orders	22	▲	+266.7%	+16
GRAND TOTAL	17,595	▲	14.1%	+2,171

* Compared to same time period as previous year

** Case Type Categories are defined in the 2017 Virginia Judicial Workload Assessment

Source: SCV-SQL-Information