



2024 Overall GRAND TOTAL	Distribution of Caseload			Change*		Percentage (%) of Caseload		
1,186,975 +75,206	Criminal	156,733	13%	5.6% ▲	+8,286	Criminal	2023 13.4%	2024 13.2%
	Traffic	676,414	57%	7.7% ▲	+48,248	Traffic	56.5%	57.0%
2024 	Civil	328,544	28%	5.7% ▲	+17,583	Civil	28.0%	27.7%
2023 	Civil Commitments	25,284	2%	4.5% ▲	+1,089	Civil Commitments	2.2%	2.1%
	GRAND TOTAL	1,186,975	100%	6.8% ▲	+75,206	GRAND TOTAL	100%	100%

Filings by Division & Code

Division	Case Type Description	Code	Summary	Change	% Change	Absolute Change
Criminal	Misdemeanor	M	90,261	▲	+9.0%	+7,431
	Felony	F	42,271	▼	-0.8%	-329
	Capias	CA	13,494	▲	+9.3%	+1,145
	Show Cause	SC	6,707	▼	-0.7%	-47
	Civil Violation	CV	3,860	▲	+2.7%	+101
	Motion	MO	83	▼	-11.7%	-11
	Restricted Operators License	RL	57	▼	-6.6%	-4
	Total			156,733	▲	5.6%
Traffic	Infraction	I	534,456	▲	+8.1%	+40,057
	Misdemeanor	M	126,573	▲	+6.5%	+7,701
	Capias	CA	4,779	▲	+0.5%	+25
	Show Cause	SC	3,765	▲	+12.0%	+404
	Civil Violation	CV	2,304	▲	+29.4%	+524
	Felony	F	2,054	▲	+6.8%	+131
	Other	O	1,967	▼	-19.3%	-470
	Restricted Operators License	RL	281	▼	-17.4%	-59
	Motion	MO	235	▼	-21.7%	-65
Total			676,414	▲	7.7%	+48,248
Civil	Warrant in Debt	WD	125,171	▲	+20.3%	+21,123
	Garnishment	GA	84,884	▼	-2.4%	-2,076
	Unlawful Detainer	UD	69,814	▲	+2.7%	+1,857
	Other	OT	9,856	▼	-4.7%	-486
	Admin License	AL	6,259	▼	-1.2%	-78
	Preliminary Protective Order	PP	6,075	▲	+2.8%	+164
	Protective Order	PO	4,626	▲	+5.2%	+227
	Show Cause	SC	3,498	▼	-14.5%	-593
	Detinue	DT	3,433	▼	-13.5%	-537
	Motion for Judgment	MJ	3,250	▼	-18.7%	-747
	Interrogatory	IN	2,950	▲	+5.3%	+149
	Abstract	AJ	2,559	▼	-27.8%	-986
	Impoundment	IM	1,948	▲	+6.4%	+117
	Bond Forfeiture	BF	1,856	▼	-1.7%	-32
	Zoning Violation	ZO	739	▼	-34.1%	-382
	Tenants Assertion	TA	468	▲	+4.5%	+20
	Overweight	OC	339	▼	-8.6%	-32
	Counter Claim	CC	332	▼	-14.7%	-57
	Capias	CA	129	▼	-18.4%	-29
	Petition-Restore Arms	PR	116	▼	-22.1%	-33
	Motor Carrier	MC	104	▲	+3.0%	+3
	Interrogatory-Not	IC	66	▲	+17.9%	+10
	Restricted Operators License	RL	24	▼	-44.2%	-19
	Third Party Claim	TH	21	▼	-27.6%	-8
	Cross Claim	CR	10	▲	+25.0%	+2
	Detinue Seizure	DZ	5	▲	+400.0%	+4
	Mechanic's Lien	ML	5	↔		-
	Petition to Require Blood Test	BT	4	▲	+100.0%	+2
	Attachment	AT	1	▲	-	+1
	Distress Seizure	DS	1	↔		-
	Emergency Substantial Risk Order	SR	1	▼	-50.0%	-1
Total			328,544	▲	5.7%	+17,583
Civil Commitments	Mental Commitment	MC	10,871	▲	+4.0%	+421
	Temporary Detention Order	TD	8,117	▲	+3.1%	+246

* Compared to same time period as previous year

** Case Type Categories are defined in the 2017 Virginia Judicial Workload Assessment

CPSS - GCMS CASELOAD STATISTICS OF THE GENERAL DISTRICT COURTS

January 2024 thru June 2024 Filings (Compared to January 2023 thru June 2023)

			Summary	Change	% Change	Absolute Change
Civil Commitments	Emergency Custody Order	EC	3,761	▲	+0.3%	+13
	Other	OT	2,198	▲	+22.9%	+410
	Medical Emergency Temporary Detention Order	MT	178	▼	-1.7%	-3
	Petition	PT	150	▲	+9.5%	+13
	Medical Emergency Custody Order	ME	9	▼	-55.0%	-11
	Total			25,284	▲	4.5%
GRAND TOTAL			1,186,975	▲	6.8%	+75,206

Filings by Major Case Category**

Category		Summary	Change	% Change	Absolute Change
Felony		44,325	▲	-0.4%	-198
Garnishment		87,834	▲	-2.1%	-1,927
General Civil		133,556	▲	+17.4%	+19,749
Infraction/Civil Violation		543,030	▲	+8.0%	+40,183
Involuntary Civil Commitments		2,348	▲	+22.0%	+423
Landlord /Tenant		70,282	▲	+2.7%	+1,877
Misdemeanor		217,935	▼	+7.2%	+14,668
New to Workload Study		1	▼	-50.0%	-1
Other		76,963	▲	+0.1%	+41
Protective Orders		10,701	▲	+3.8%	+391
GRAND TOTAL		1,186,975	▲	6.8%	+75,206

* Compared to same time period as previous year



** Case Type Categories are defined in the 2017 Virginia Judicial Workload Assessment
Source: SCV-SQL-Information

CPSS - GCMS CASELOAD STATISTICS OF THE GENERAL DISTRICT COURTS

January 2024 thru June 2024 Filings (Compared to January 2023 thru June 2023)

Chesapeake

District: 1 FIPS: 550

2024 Overall GRAND TOTAL		Distribution of Caseload			Change*		Percentage (%) of Caseload		
25,622	+1,035	Criminal	3,217	13%	-3.9% ▼	-130	Criminal	2023	2024
		Traffic	8,473	33%	18.2% ▲	+1,304	Traffic	13.6%	12.6%
		Civil	13,419	52%	-0.8% ▼	-112	Civil	29.2%	33.1%
		Civil Commitments	513	2%	-5.0% ▼	-27	Civil Commitments	55.0%	52.4%
		GRAND TOTAL	25,622	100%	4.2% ▲	+1,035	GRAND TOTAL	2.2%	2.0%
							GRAND TOTAL	100%	100%

Filings by Division & Code

Division	Case Type Description	Code	Summary	Change	% Change	Absolute Change
Criminal	Misdemeanor	M	1,644	▲	+5.8%	+90
	Felony	F	1,149	▼	-18.2%	-256
	Capias	CA	341	▲	+29.2%	+77
	Show Cause	SC	60	▼	-34.1%	-31
	Civil Violation	CV	22	▼	-33.3%	-11
	Restricted Operators License	RL	1	▲	-	+1
	Total			3,217	▼	-3.9%
Traffic	Infraction	I	5,266	▲	+29.5%	+1,200
	Misdemeanor	M	2,165	▲	+12.4%	+238
	Civil Violation	CV	592	▼	-31.7%	-275
	Capias	CA	240	▲	+79.1%	+106
	Felony	F	86	▼	-17.3%	-18
	Other	O	75	▲	+294.7%	+56
	Show Cause	SC	48	▼	-5.9%	-3
	Restricted Operators License	RL	1	↔	-	-
Total			8,473	▲	18.2%	+1,304
Civil	Warrant in Debt	WD	5,547	▲	+15.8%	+756
	Garnishment	GA	4,235	▼	-7.4%	-336
	Unlawful Detainer	UD	2,090	▼	-5.0%	-109
	Zoning Violation	ZO	252	▼	-46.5%	-219
	Preliminary Protective Order	PP	201	▲	+5.2%	+10
	Show Cause	SC	190	▼	-15.2%	-34
	Protective Order	PO	175	▲	+14.4%	+22
	Other	OT	170	▼	-37.0%	-100
	Admin License	AL	157	▼	-1.9%	-3
	Abstract	AJ	86	▼	-41.9%	-62
	Interrogatory	IN	70	▲	+6.1%	+4
	Detinue	DT	67	▲	+21.8%	+12
	Motion for Judgment	MJ	57	▼	-19.7%	-14
	Bond Forfeiture	BF	56	▼	-32.5%	-27
	Impoundment	IM	29	▼	-17.1%	-6
	Overweight	OC	17	↔	-	-
	Tenants Assertion	TA	9	▲	+50.0%	+3
	Counter Claim	CC	4	▼	-50.0%	-4
	Petition-Restore Arms	PR	4	↔	-	-
	Capias	CA	1	▼	-75.0%	-3
	Cross Claim	CR	1	↔	-	-
Third Party Claim	TH	1	▼	-50.0%	-1	
Mechanic's Lien	ML	0	▼	-100.0%	-1	
Total			13,419	▼	-0.8%	-112
Civil Commitments	Temporary Detention Order	TD	190	▲	+4.4%	+8
	Emergency Custody Order	EC	177	▼	-2.2%	-4
	Mental Commitment	MC	132	▼	-21.0%	-35
	Medical Emergency Temporary Detention Order	MT	7	▲	+250.0%	+5
	Other	OT	6	↔	-	-
	Petition	PT	1	▲	-	+1
	Medical Emergency Custody Order	ME	0	▼	-100.0%	-2
Total			513	▼	-5.0%	-27
GRAND TOTAL			25,622	▲	4.2%	+1,035

* Compared to same time period as previous year

** Case Type Categories are defined in the 2017 Virginia Judicial Workload Assessment

CPSS - GCMS CASELOAD STATISTICS OF THE GENERAL DISTRICT COURTS

January 2024 thru June 2024 Filings (Compared to January 2023 thru June 2023)

Chesapeake



District: 1 FIPS: 550

Filings by Major Case Category**

Category	Summary	Change	% Change	Absolute Change
Felony	1,235	▼	-18.2%	-274
Garnishment	4,305	▼	-7.2%	-332
General Civil	5,689	▼	+15.3%	+753
Infraction/Civil Violation	5,972	▲	+19.4%	+970
Involuntary Civil Commitments	7	▲	+16.7%	+1
Landlord /Tenant	2,099	▲	-4.8%	-106
Misdemeanor	4,063	▲	+2.8%	+110
Other	1,876	▼	-6.0%	-119
Protective Orders	376	▲	+9.3%	+32
GRAND TOTAL	25,622	▲	4.2%	+1,035

* Compared to same time period as previous year

** Case Type Categories are defined in the 2017 Virginia Judicial Workload Assessment
Source: SCV-SQL-Information

2024 Overall GRAND TOTAL		Distribution of Caseload			Change*		Percentage (%) of Caseload		
64,586	+4,497	Criminal	6,960	11%	-0.7% ▼	-52	Criminal	2023	2024
		Traffic	27,538	43%	13.4% ▲	+3,262	Traffic	11.7%	10.8%
		Civil	29,153	45%	4.8% ▲	+1,335	Civil	40.4%	42.6%
		Civil Commitments	935	1%	-4.9% ▼	-48	Civil Commitments	46.3%	45.1%
		GRAND TOTAL	64,586	100%	7.5% ▲	+4,497	GRAND TOTAL	1.6%	1.4%
							GRAND TOTAL	100%	100%

Filings by Division & Code

Division	Case Type Description	Code	Summary	Change	% Change	Absolute Change
Criminal	Misdemeanor	M	4,096	▼	-0.9%	-39
	Felony	F	1,934	▼	-10.4%	-225
	Capias	CA	483	▲	+38.8%	+135
	Civil Violation	CV	349	▲	+49.8%	+116
	Show Cause	SC	98	▼	-28.5%	-39
	Total			6,960	▼	-0.7%
Traffic	Infraction	I	19,774	▲	+16.2%	+2,753
	Misdemeanor	M	6,765	▲	+9.2%	+572
	Capias	CA	581	▲	+17.1%	+85
	Show Cause	SC	226	▲	+17.1%	+33
	Other	O	178	▼	-8.2%	-16
	Civil Violation	CV	10	▼	-94.3%	-164
	Restricted Operators License	RL	4	▼	-20.0%	-1
	Total			27,538	▲	13.4%
Civil	Garnishment	GA	11,111	▲	+11.3%	+1,129
	Warrant in Debt	WD	8,319	▲	+17.9%	+1,265
	Unlawful Detainer	UD	5,155	▼	-12.6%	-744
	Motion for Judgment	MJ	1,096	▼	-3.8%	-43
	Abstract	AJ	595	▼	-4.2%	-26
	Admin License	AL	580	▼	-14.6%	-99
	Show Cause	SC	417	▼	-7.3%	-33
	Other	OT	386	▼	-10.0%	-43
	Preliminary Protective Order	PP	339	▲	+2.4%	+8
	Protective Order	PO	291	▲	+3.6%	+10
	Bond Forfeiture	BF	244	▼	-1.6%	-4
	Detinue	DT	223	▼	-16.2%	-43
	Interrogatory	IN	223	▼	-2.2%	-5
	Impoundment	IM	60	▼	-34.8%	-32
	Tenants Assertion	TA	45	▲	+2.3%	+1
	Counter Claim	CC	26	▼	-33.3%	-13
	Overweight	OC	22	▲	+57.1%	+8
	Capias	CA	8	▼	-27.3%	-3
	Petition-Restore Arms	PR	7	▲	+40.0%	+2
	Third Party Claim	TH	3	▼	-40.0%	-2
	Cross Claim	CR	2	▲	-	+2
Restricted Operators License	RL	1	↔	-	-	
Total			29,153	▲	4.8%	+1,335
Civil Commitments	Mental Commitment	MC	562	▼	-2.6%	-15
	Temporary Detention Order	TD	254	▼	-15.9%	-48
	Other	OT	77	▲	+63.8%	+30
	Emergency Custody Order	EC	41	▼	-28.1%	-16
	Medical Emergency Temporary Detention Order	MT	1	▲	-	+1
Total			935	▼	-4.9%	-48
GRAND TOTAL			64,586	▲	7.5%	+4,497

* Compared to same time period as previous year

** Case Type Categories are defined in the 2017 Virginia Judicial Workload Assessment

Filings by Major Case Category**

Category	Summary	Change	% Change	Absolute Change
Felony	1,934	▼	-10.4%	-225
Garnishment	11,334	▲	+11.0%	+1,124
General Civil	9,673	▲	+13.9%	+1,183
Infraction/Civil Violation	20,333	▲	+15.3%	+2,697
Involuntary Civil Commitments	77	▲	+63.8%	+30
Landlord /Tenant	5,200	▼	-12.5%	-743
Misdemeanor	10,866	▼	+5.1%	+532
Other	4,539	▲	-2.6%	-119
Protective Orders	630	▲	+2.9%	+18
GRAND TOTAL	64,586	▲	7.5%	+4,497

* Compared to same time period as previous year



** Case Type Categories are defined in the 2017 Virginia Judicial Workload Assessment
 Source: SCV-SQL-Information

CPSS - GCMS CASELOAD STATISTICS OF THE GENERAL DISTRICT COURTS

January 2024 thru June 2024 Filings (Compared to January 2023 thru June 2023)

Portsmouth

District: 3 FIPS: 740

2024 Overall GRAND TOTAL		Distribution of Caseload			Change*		Percentage (%) of Caseload		
15,285	+587	Criminal	2,026	13%	-7.3% ▼	-159	Criminal	2023	2024
		Traffic	6,977	46%	23.8% ▲	+1,340	Traffic	14.9%	13.3%
		Civil	5,970	39%	-9.2% ▼	-606	Civil	38.4%	45.6%
		Civil Commitments	312	2%	4.0% ▲	+12	Civil Commitments	44.7%	39.1%
		GRAND TOTAL	15,285	100%	4.0% ▲	+587	GRAND TOTAL	2.0%	2.0%
							GRAND TOTAL	100%	100%

Filings by Division & Code

Division	Case Type Description	Code	Summary	Change	% Change	Absolute Change
Criminal	Misdemeanor	M	1,108	▼	-5.3%	-62
	Felony	F	654	▼	-13.6%	-103
	Capias	CA	194	▲	+4.3%	+8
	Show Cause	SC	49	▲	+75.0%	+21
	Civil Violation	CV	21	▼	-52.3%	-23
	Total			2,026	▼	-7.3%
Traffic	Infraction	I	5,974	▲	+25.6%	+1,217
	Misdemeanor	M	743	▲	+13.4%	+88
	Show Cause	SC	116	▼	-3.3%	-4
	Capias	CA	103	▲	+9.6%	+9
	Civil Violation	CV	34	▲	+3,300.0%	+33
	Restricted Operators License	RL	6	▼	-40.0%	-4
	Felony	F	1	▲	-	+1
	Total			6,977	▲	23.8%
Civil	Unlawful Detainer	UD	2,155	▼	-2.9%	-64
	Warrant in Debt	WD	1,885	▲	+35.9%	+498
	Garnishment	GA	1,065	▼	-39.9%	-706
	Other	OT	312	▼	-8.8%	-30
	Preliminary Protective Order	PP	147	▼	-5.2%	-8
	Protective Order	PO	122	▼	-23.8%	-38
	Show Cause	SC	62	▼	-10.1%	-7
	Abstract	AJ	53	▼	-41.1%	-37
	Interrogatory	IN	46	▲	+15.0%	+6
	Motion for Judgment	MJ	40	▼	-84.8%	-223
	Detinue	DT	34	▲	+277.8%	+25
	Admin License	AL	24	▼	-22.6%	-7
	Counter Claim	CC	9	▲	+28.6%	+2
	Bond Forfeiture	BF	5	▼	-44.4%	-4
	Tenants Assertion	TA	5	▼	-58.3%	-7
	Capias	CA	4	▼	-50.0%	-4
	Petition-Restore Arms	PR	2	▼	-33.3%	-1
	Impoundment	IM	0	▼	-100.0%	-1
Total			5,970	▼	-9.2%	-606
Civil Commitments	Emergency Custody Order	EC	169	▼	-10.1%	-19
	Mental Commitment	MC	124	▲	+29.2%	+28
	Other	OT	19	▲	+26.7%	+4
	Temporary Detention Order	TD	0	▼	-100.0%	-1
	Total			312	▲	4.0%
GRAND TOTAL			15,285	▲	4.0%	+587

Filings by Major Case Category**

Category	Summary	Change	% Change	Absolute Change
Felony	655	▲	-13.5%	-102
Garnishment	1,111	▼	-38.7%	-700
General Civil	1,965	▲	+17.9%	+298
Infraction/Civil Violation	6,029	▲	+25.6%	+1,227
Involuntary Civil Commitments	19	▲	+26.7%	+4
Landlord /Tenant	2,160	▼	-3.2%	-71

* Compared to same time period as previous year

** Case Type Categories are defined in the 2017 Virginia Judicial Workload Assessment

CPSS - GCMS CASELOAD STATISTICS OF THE GENERAL DISTRICT COURTS

January 2024 thru June 2024 Filings (Compared to January 2023 thru June 2023)

Portsmouth

District: 3 FIPS: 740

Misdemeanor	1,857	▼	+1.2%	+22
Other	1,220	▼	-3.6%	-45
Protective Orders	269	▼	-14.6%	-46
GRAND TOTAL	15,285	▲	4.0%	+587

* Compared to same time period as previous year



** Case Type Categories are defined in the 2017 Virginia Judicial Workload Assessment
Source: SCV-SQL-Information

CPSS - GCMS CASELOAD STATISTICS OF THE GENERAL DISTRICT COURTS

January 2024 thru June 2024 Filings (Compared to January 2023 thru June 2023)

Norfolk

District: 4 FIPS: 710

2024 Overall GRAND TOTAL		Distribution of Caseload			Change*		Percentage (%) of Caseload		
46,732	+6,097	Criminal	5,089	11%	8.3% ▲	+390	Criminal	2023	2024
		Traffic	21,962	47%	79.9% ▲	+9,751	Traffic	11.6%	10.9%
		Civil	19,306	41%	-17.3% ▼	-4,040	Civil	30.1%	47.0%
		Civil Commitments	375	1%	-1.1% ▼	-4	Civil Commitments	57.5%	41.3%
		GRAND TOTAL	46,732	100%	15.0% ▲	+6,097	GRAND TOTAL	0.9%	0.8%
							GRAND TOTAL	100%	100%

Filings by Division & Code

Division	Case Type Description	Code	Summary	Change	% Change	Absolute Change
Criminal	Misdemeanor	M	3,377	▲	+9.8%	+301
	Felony	F	1,396	▲	+11.4%	+143
	Show Cause	SC	144	▼	-28.7%	-58
	Capias	CA	109	▲	+3.8%	+4
	Civil Violation	CV	63	↔		-
	Total			5,089	▲	8.3%
Traffic	Infraction	I	19,123	▲	+90.9%	+9,104
	Misdemeanor	M	2,581	▲	+38.8%	+722
	Other	O	98	▼	-44.9%	-80
	Show Cause	SC	78	▲	+16.4%	+11
	Felony	F	59	▲	+20.4%	+10
	Restricted Operators License	RL	21	▼	-8.7%	-2
	Capias	CA	2	▼	-87.5%	-14
Total			21,962	▲	79.9%	+9,751
Civil	Garnishment	GA	6,775	▼	-34.4%	-3,545
	Warrant in Debt	WD	4,812	▲	+0.6%	+31
	Unlawful Detainer	UD	4,728	▼	-4.0%	-195
	Other	OT	838	▲	-6.1%	-54
	Preliminary Protective Order	PP	509	▲	+8.5%	+40
	Protective Order	PO	405	▲	+15.1%	+53
	Abstract	AJ	317	▼	-38.0%	-194
	Show Cause	SC	259	▼	-46.6%	-226
	Bond Forfeiture	BF	133	▼	-12.5%	-19
	Detinue	DT	121	▲	+2.5%	+3
	Admin License	AL	114	▲	+25.3%	+23
	Interrogatory	IN	110	▼	+35.8%	+29
	Motion for Judgment	MJ	100	▲	+9.9%	+9
	Tenants Assertion	TA	46	▲	+9.5%	+4
	Counter Claim	CC	21	▼	-8.7%	-2
	Impoundment	IM	11	▲	+266.7%	+8
	Third Party Claim	TH	5	▲	+25.0%	+1
	Capias	CA	1	▼	-66.7%	-2
	Petition-Restore Arms	PR	1	▼	-50.0%	-1
	Detinue Seizure	DZ	0	▼	-100.0%	-1
	Overweight	OC	0	▼	-100.0%	-2
Total			19,306	▼	-17.3%	-4,040
Civil Commitments	Emergency Custody Order	EC	148	▲	+43.7%	+45
	Mental Commitment	MC	140	▼	-19.1%	-33
	Temporary Detention Order	TD	43	▲	+152.9%	+26
	Other	OT	22	▼	-33.3%	-11
	Petition	PT	21	▼	-55.3%	-26
	Medical Emergency Custody Order	ME	1	▲	-	+1
	Medical Emergency Temporary Detention Order	MT	0	▼	-100.0%	-6
Total			375	▼	-1.1%	-4
GRAND TOTAL			46,732	▲	15.0%	+6,097

* Compared to same time period as previous year

** Case Type Categories are defined in the 2017 Virginia Judicial Workload Assessment

CPSS - GCMS CASELOAD STATISTICS OF THE GENERAL DISTRICT COURTS

January 2024 thru June 2024 Filings (Compared to January 2023 thru June 2023)

Filings by Major Case Category**



Category	Summary	Change	% Change	Absolute Change
Felony	1,455	▲	+11.8%	+153
Garnishment	6,885	▼	-33.8%	-3,516
General Civil	5,121	▼	+0.9%	+48
Infraction/Civil Violation	19,284	▼	+87.9%	+9,022
Involuntary Civil Commitments	43	▼	-46.3%	-37
Landlord /Tenant	4,774	▲	-3.8%	-191
Misdemeanor	5,979	▲	+20.6%	+1,021
Other	2,277	▲	-17.9%	-496
Protective Orders	914	▲	+11.3%	+93
GRAND TOTAL	46,732	▲	15.0%	+6,097

* Compared to same time period as previous year

** Case Type Categories are defined in the 2017 Virginia Judicial Workload Assessment
Source: SCV-SQL-Information

CPSS - GCMS CASELOAD STATISTICS OF THE GENERAL DISTRICT COURTS

January 2024 thru June 2024 Filings (Compared to January 2023 thru June 2023)

2024 Overall GRAND TOTAL		Distribution of Caseload			Change*		Percentage (%) of Caseload		
2,444	+915	Criminal	491	20%	24.3% ▲	+96	Criminal	2023	2024
		Traffic	1,407	58%	131.4% ▲	+799	Traffic	25.8%	20.1%
		Civil	510	21%	1.2% ▲	+6	Civil	39.8%	57.6%
		Civil Commitments	36	1%	63.6% ▲	+14	Civil Commitments	33.0%	20.9%
		GRAND TOTAL	2,444	100%	59.8% ▲	+915	GRAND TOTAL	1.4%	1.5%
							GRAND TOTAL	100%	100%

Filings by Division & Code

Division	Case Type Description	Code	Summary	Change	% Change	Absolute Change
Criminal	Misdemeanor	M	260	▲	+15.6%	+35
	Felony	F	124	▲	+40.9%	+36
	Capias	CA	86	▲	+56.4%	+31
	Show Cause	SC	13	▼	-40.9%	-9
	Civil Violation	CV	8	▲	+60.0%	+3
	Total			491	▲	24.3%
Traffic	Infraction	I	1,086	▲	+154.9%	+660
	Misdemeanor	M	309	▲	+72.6%	+130
	Capias	CA	9	▲	+350.0%	+7
	Civil Violation	CV	2	▲	-	+2
	Felony	F	1	▲	-	+1
	Show Cause	SC	0	▼	-100.0%	-1
	Total			1,407	▲	131.4%
Civil	Garnishment	GA	144	▼	-8.3%	-13
	Unlawful Detainer	UD	123	▲	+33.7%	+31
	Warrant in Debt	WD	107	▼	-1.8%	-2
	Other	OT	48	▼	-28.4%	-19
	Detinue	DT	22	▼	-31.3%	-10
	Motion for Judgment	MJ	18	▲	-	+18
	Preliminary Protective Order	PP	16	↔	-	-
	Admin License	AL	12	▲	+71.4%	+5
	Bond Forfeiture	BF	5	▲	+66.7%	+2
	Protective Order	PO	5	▼	-37.5%	-3
	Show Cause	SC	5	▼	-28.6%	-2
	Abstract	AJ	2	▼	-33.3%	-1
	Third Party Claim	TH	2	▲	-	+2
	Interrogatory	IN	1	▼	-50.0%	-1
	Tenants Assertion	TA	0	▼	-100.0%	-1
Total			510	▲	1.2%	+6
Civil Commitments	Emergency Custody Order	EC	18	▲	+80.0%	+8
	Temporary Detention Order	TD	18	▲	+157.1%	+11
	Mental Commitment	MC	0	▼	-100.0%	-5
	Total			36	▲	63.6%
GRAND TOTAL			2,444	▲	59.8%	+915

Filings by Major Case Category**



Category	Summary	Change	% Change	Absolute Change
Felony	125	▲	+42.0%	+37
Garnishment	145	▼	-8.8%	-14
General Civil	147	▲	+4.3%	+6
Infraction/Civil Violation	1,096	▲	+154.3%	+665
Landlord /Tenant	123	▼	+32.3%	+30
Misdemeanor	569	▲	+40.8%	+165
Other	218	▲	+15.3%	+29
Protective Orders	21	▼	-12.5%	-3
GRAND TOTAL	2,444	▲	59.8%	+915

* Compared to same time period as previous year

** Case Type Categories are defined in the 2017 Virginia Judicial Workload Assessment

* Compared to same time period as previous year

** Case Type Categories are defined in the 2017 Virginia Judicial Workload Assessment
Source: SCV-SQL-Information

2024 Overall GRAND TOTAL		Distribution of Caseload			Change*		Percentage (%) of Caseload		
4,934	+89	Criminal	462	9%	17.9% ▲	+70	Criminal	2023 8.1%	2024 9.4%
		Traffic	3,250	66%	-4.8% ▼	-163	Traffic	70.4%	65.9%
2024 		Civil	1,182	24%	15.9% ▲	+162	Civil	21.1%	24.0%
2023 		Civil Commitments	40	1%	100.0% ▲	+20	Civil Commitments	0.4%	0.8%
		GRAND TOTAL	4,934	100%	1.8% ▲	+89	GRAND TOTAL	100%	100%

Filings by Division & Code

Division	Case Type Description	Code	Summary	Change	% Change	Absolute Change
Criminal	Misdemeanor	M	266	▲	+23.7%	+51
	Felony	F	150	▲	+29.3%	+34
	Capias	CA	24	↔		-
	Show Cause	SC	13	▼	-45.8%	-11
	Civil Violation	CV	9	▼	-30.8%	-4
	Total			462	▲	17.9%
Traffic	Infraction	I	2,437	▼	-7.2%	-190
	Misdemeanor	M	675	▲	+4.5%	+29
	Capias	CA	113	▼	-4.2%	-5
	Show Cause	SC	19	↔		-
	Felony	F	6	▲	+500.0%	+5
	Civil Violation	CV	0	▼	-100.0%	-2
	Total			3,250	▼	-4.8%
Civil	Warrant in Debt	WD	445	▲	+37.8%	+122
	Unlawful Detainer	UD	306	▼	-3.5%	-11
	Garnishment	GA	296	▲	+9.2%	+25
	Admin License	AL	26	▼	-13.3%	-4
	Other	OT	25	▲	-7.4%	-2
	Preliminary Protective Order	PP	20	▲	+566.7%	+17
	Protective Order	PO	18	▲	+200.0%	+12
	Detinue	DT	11	▲	+22.2%	+2
	Abstract	AJ	8	▼	-20.0%	-2
	Impoundment	IM	8	↔		-
	Show Cause	SC	7	▲	+133.3%	+4
	Interrogatory	IN	4	▼	-50.0%	-4
	Motion for Judgment	MJ	3	▲	+200.0%	+2
	Capias	CA	2	▲	+100.0%	+1
	Bond Forfeiture	BF	1	▼	-50.0%	-1
	Counter Claim	CC	1	▲	-	+1
	Interrogatory-Not	IC	1	▲	-	+1
	Tenants Assertion	TA	0	▼	-100.0%	-1
Total			1,182	▲	15.9%	+162
Civil Commitments	Temporary Detention Order	TD	30	▲	+87.5%	+14
	Emergency Custody Order	EC	10	▲	+150.0%	+6
	Total		40	▲	100.0%	+20
GRAND TOTAL			4,934	▲	1.8%	+89

Filings by Major Case Category**

Category	Summary	Change	% Change	Absolute Change
Felony	156	▲	+33.3%	+39
Garnishment	300	▼	+7.5%	+21
General Civil	463	▲	+37.8%	+127
Infraction/Civil Violation	2,446	▼	-7.4%	-196
Landlord /Tenant	306	▼	-3.8%	-12
Misdemeanor	941	▲	+9.3%	+80
Other	284	▲	+0.4%	+1
Protective Orders	38	▲	+322.2%	+29

* Compared to same time period as previous year

** Case Type Categories are defined in the 2017 Virginia Judicial Workload Assessment

Source: SCV-SQL-Information

CPSS - GCMS CASELOAD STATISTICS OF THE GENERAL DISTRICT COURTS

January 2024 thru June 2024 Filings (Compared to January 2023 thru June 2023)

Isle of Wight

District: 5 FIPS: 093


<i>GRAND TOTAL</i>	4,934	▲	1.8%	+89
---------------------------	--------------	---	------	-----

* Compared to same time period as previous year

** Case Type Categories are defined in the 2017 Virginia Judicial Workload Assessment
Source: SCV-SQL-Information

CPSS - GCMS CASELOAD STATISTICS OF THE GENERAL DISTRICT COURTS

January 2024 thru June 2024 Filings (Compared to January 2023 thru June 2023)

2024 Overall GRAND TOTAL		Distribution of Caseload			Change*		Percentage (%) of Caseload		
5,204	-1,390	Criminal	250	5%	-3.1% ▼	-8	Criminal	2023	2024
		Traffic	4,458	86%	-23.8% ▼	-1,389	Traffic	88.7%	85.7%
2024		Civil	487	9%	4.1% ▲	+19	Civil	7.1%	9.4%
2023		Civil Commitments	9	0%	-57.1% ▼	-12	Civil Commitments	0.3%	0.2%
		GRAND TOTAL	5,204	100%	-21.1% ▼	-1,390	GRAND TOTAL	100%	100%

Filings by Division & Code

Division	Case Type Description	Code	Summary	Change	% Change	Absolute Change
Criminal	Misdemeanor	M	157	▼	-3.1%	-5
	Felony	F	68	▲	+44.7%	+21
	Capias	CA	9	▼	-67.9%	-19
	Civil Violation	CV	8	▲	+100.0%	+4
	Show Cause	SC	8	▼	-52.9%	-9
	Total			250	▼	-3.1%
Traffic	Infraction	I	3,746	▼	-26.4%	-1,341
	Misdemeanor	M	574	▼	-6.7%	-41
	Capias	CA	123	▲	+12.8%	+14
	Show Cause	SC	12	▼	-60.0%	-18
	Felony	F	3	▲	+200.0%	+2
	Civil Violation	CV	0	▼	-100.0%	-3
	Restricted Operators License	RL	0	▼	-100.0%	-2
	Total			4,458	▼	-23.8%
Civil	Warrant in Debt	WD	169	▲	+13.4%	+20
	Garnishment	GA	154	▲	+2.7%	+4
	Unlawful Detainer	UD	88	▲	+27.5%	+19
	Other	OT	37	▲	+2.8%	+1
	Admin License	AL	9	▲	+80.0%	+4
	Preliminary Protective Order	PP	8	▼	-57.9%	-11
	Protective Order	PO	8	▼	-55.6%	-10
	Detinue	DT	3	▲	+50.0%	+1
	Interrogatory	IN	3	▼	-50.0%	-3
	Bond Forfeiture	BF	2	↔		-
	Overweight	OC	2	▲	-	+2
	Show Cause	SC	2	▲	+100.0%	+1
	Impoundment	IM	1	▼	-50.0%	-1
	Tenants Assertion	TA	1	▲	-	+1
	Abstract	AJ	0	▼	-100.0%	-6
	Motion for Judgment	MJ	0	▼	-100.0%	-2
	Petition-Restore Arms	PR	0	▼	-100.0%	-1
Total			487	▲	4.1%	+19
Civil Commitments	Temporary Detention Order	TD	7	▼	-46.2%	-6
	Emergency Custody Order	EC	2	▼	-75.0%	-6
	Total			9	▼	-57.1%
GRAND TOTAL			5,204	▼	-21.1%	-1,390

Filings by Major Case Category**

Category	Summary	Change	% Change	Absolute Change
Felony	71	▲	+47.9%	+23
Garnishment	157	▼	+0.6%	+1
General Civil	174	▼	+12.3%	+19
Infraction/Civil Violation	3,756	▲	-26.3%	-1,338
Landlord /Tenant	89	▲	+29.0%	+20
Misdemeanor	731	▼	-6.2%	-48
Other	210	▼	-18.0%	-46
Protective Orders	16	▼	-56.8%	-21

* Compared to same time period as previous year

** Case Type Categories are defined in the 2017 Virginia Judicial Workload Assessment

CPSS - GCMS CASELOAD STATISTICS OF THE GENERAL DISTRICT COURTS

January 2024 thru June 2024 Filings (Compared to January 2023 thru June 2023)

Southampton

District: 5 FIPS: 175

<i>GRAND TOTAL</i>	5,204	▼	-21.1%	-1,390
---------------------------	--------------	---	--------	--------

* Compared to same time period as previous year



** Case Type Categories are defined in the 2017 Virginia Judicial Workload Assessment
Source: SCV-SQL-Information

CPSS - GCMS CASELOAD STATISTICS OF THE GENERAL DISTRICT COURTS

January 2024 thru June 2024 Filings (Compared to January 2023 thru June 2023)

Suffolk

District: 5 FIPS: 800

2024 Overall GRAND TOTAL		Distribution of Caseload			Change*		Percentage (%) of Caseload		
10,455	+114	Criminal	1,807	17%	-10.7% ▼	-216	Criminal	2023	2024
		Traffic	3,523	34%	-2.1% ▼	-75	Traffic	19.6%	17.3%
		Civil	4,844	46%	8.8% ▲	+391	Civil	34.8%	33.7%
		Civil Commitments	281	3%	5.2% ▲	+14	Civil Commitments	43.1%	46.3%
		GRAND TOTAL	10,455	100%	1.1% ▲	+114	GRAND TOTAL	2.6%	2.7%
							GRAND TOTAL	100%	100%

Filings by Division & Code

Division	Case Type Description	Code	Summary	Change	% Change	Absolute Change
Criminal	Misdemeanor	M	1,097	▼	-8.8%	-106
	Felony	F	520	▼	-11.7%	-69
	Capias	CA	116	▼	-1.7%	-2
	Show Cause	SC	44	▼	-36.2%	-25
	Civil Violation	CV	30	▼	-31.8%	-14
	Total			1,807	▼	-10.7%
Traffic	Infraction	I	1,766	▼	-28.3%	-698
	Misdemeanor	M	951	▲	+0.7%	+7
	Civil Violation	CV	676	▲	+16,800.0%	+672
	Capias	CA	103	▼	-20.2%	-26
	Show Cause	SC	21	▼	-59.6%	-31
	Felony	F	6	▲	+20.0%	+1
Total			3,523	▼	-2.1%	-75
Civil	Warrant in Debt	WD	1,811	▲	+13.4%	+214
	Garnishment	GA	1,501	▲	+16.4%	+211
	Unlawful Detainer	UD	812	▲	+14.9%	+105
	Other	OT	143	▼	-22.7%	-42
	Preliminary Protective Order	PP	83	▼	-7.8%	-7
	Zoning Violation	ZO	66	▼	-13.2%	-10
	Detinue	DT	62	▼	-47.0%	-55
	Abstract	AJ	60	▼	-45.9%	-51
	Show Cause	SC	59	▼	-7.8%	-5
	Protective Order	PO	58	▲	+1.8%	+1
	Admin License	AL	54	▲	+8.0%	+4
	Overweight	OC	49	▲	+32.4%	+12
	Motion for Judgment	MJ	28	▲	+115.4%	+15
	Interrogatory	IN	23	▲	+15.0%	+3
	Motor Carrier	MC	23	▼	-11.5%	-3
	Tenants Assertion	TA	10	▲	+900.0%	+9
	Counter Claim	CC	2	▼	-60.0%	-3
	Capias	CA	0	▼	-100.0%	-4
	Petition-Restore Arms	PR	0	▼	-100.0%	-2
Third Party Claim	TH	0	▼	-100.0%	-1	
Total			4,844	▲	8.8%	+391
Civil Commitments	Temporary Detention Order	TD	111	▼	-7.5%	-9
	Emergency Custody Order	EC	86	▲	+17.8%	+13
	Mental Commitment	MC	80	▲	+14.3%	+10
	Medical Emergency Temporary Detention Order	MT	4	▲	+100.0%	+2
	Medical Emergency Custody Order	ME	0	▼	-100.0%	-2
Total			281	▲	5.2%	+14
GRAND TOTAL			10,455	▲	1.1%	+114

Filings by Major Case Category**

Category	Summary	Change	% Change	Absolute Change
Felony	526	▲	-11.4%	-68
Garnishment	1,524	▲	+16.3%	+214
General Civil	1,907	▼	+8.5%	+150
Infraction/Civil Violation	2,544	▲	-1.2%	-31

* Compared to same time period as previous year

** Case Type Categories are defined in the 2017 Virginia Judicial Workload Assessment

CPSS - GCMS CASELOAD STATISTICS OF THE GENERAL DISTRICT COURTS

January 2024 thru June 2024 Filings (Compared to January 2023 thru June 2023)

Landlord /Tenant	822	▲	+16.1%	+114
Misdemeanor	2,114	▼	-4.9%	-109
Other	877	▼	-14.6%	-150
Protective Orders	141	▼	-4.1%	-6
GRAND TOTAL	10,455	▲	1.1%	+114

* Compared to same time period as previous year



** Case Type Categories are defined in the 2017 Virginia Judicial Workload Assessment
Source: SCV-SQL-Information

CPSS - GCMS CASELOAD STATISTICS OF THE GENERAL DISTRICT COURTS

January 2024 thru June 2024 Filings (Compared to January 2023 thru June 2023)

Brunswick

District: 6 FIPS: 025

2024 Overall GRAND TOTAL		Distribution of Caseload			Change*		Percentage (%) of Caseload		
14,337	+2,047	Criminal	290	2%	21.8% ▲	+52	Criminal	2023	2024
		Traffic	13,569	95%	16.5% ▲	+1,922	Traffic	1.9%	2.0%
		Civil	457	3%	17.2% ▲	+67	Civil	94.8%	94.6%
		Civil Commitments	21	0%	40.0% ▲	+6	Civil Commitments	3.2%	3.2%
		GRAND TOTAL	14,337	100%	16.7% ▲	+2,047	GRAND TOTAL	0.1%	0.1%
							GRAND TOTAL	100%	100%

Filings by Division & Code

Division	Case Type Description	Code	Summary	Change	% Change	Absolute Change
Criminal	Misdemeanor	M	185	▲	+25.0%	+37
	Felony	F	72	▲	+14.3%	+9
	Show Cause	SC	17	▲	+70.0%	+7
	Capias	CA	8	↔	-	-
	Civil Violation	CV	8	▼	-11.1%	-1
	Total			290	▲	21.8%
Traffic	Infraction	I	10,934	▲	+18.8%	+1,727
	Misdemeanor	M	2,615	▲	+7.5%	+183
	Felony	F	13	▲	+160.0%	+8
	Restricted Operators License	RL	3	▲	-	+3
	Capias	CA	2	▼	-33.3%	-1
	Civil Violation	CV	2	▲	-	+2
	Total			13,569	▲	16.5%
Civil	Warrant in Debt	WD	176	▲	+23.1%	+33
	Garnishment	GA	149	▲	+8.0%	+11
	Unlawful Detainer	UD	74	▲	+89.7%	+35
	Admin License	AL	13	▲	+62.5%	+5
	Other	OT	9	▼	-43.8%	-7
	Overweight	OC	9	▼	-25.0%	-3
	Motor Carrier	MC	8	▲	+33.3%	+2
	Preliminary Protective Order	PP	6	↔	-	-
	Impoundment	IM	3	▲	+200.0%	+2
	Bond Forfeiture	BF	2	▼	-77.8%	-7
	Motion for Judgment	MJ	2	▲	+100.0%	+1
	Show Cause	SC	2	▲	-	+2
	Detinue	DT	1	▼	-66.7%	-2
	Interrogatory	IN	1	↔	-	-
	Protective Order	PO	1	▼	-75.0%	-3
	Tenants Assertion	TA	1	▲	-	+1
	Abstract	AJ	0	▼	-100.0%	-2
	Petition-Restore Arms	PR	0	▼	-100.0%	-1
	Total			457	▲	17.2%
Civil Commitments	Temporary Detention Order	TD	13	▲	+18.2%	+2
	Emergency Custody Order	EC	7	▲	+133.3%	+4
	Mental Commitment	MC	1	↔	-	-
Total			21	▲	40.0%	+6
GRAND TOTAL			14,337	▲	16.7%	+2,047

Filings by Major Case Category**

Category	Summary	Change	% Change	Absolute Change
Felony	85	▲	+25.0%	+17
Garnishment	150	▲	+7.9%	+11
General Civil	181	▼	+19.1%	+29
Infraction/Civil Violation	10,961	▲	+18.7%	+1,727
Landlord /Tenant	75	▲	+92.3%	+36
Misdemeanor	2,803	▲	+8.6%	+223
Other	75	▲	+10.3%	+7

* Compared to same time period as previous year

** Case Type Categories are defined in the 2017 Virginia Judicial Workload Assessment

Source: SCV-SQL-Information

CPSS - GCMS CASELOAD STATISTICS OF THE GENERAL DISTRICT COURTS

January 2024 thru June 2024 Filings (Compared to January 2023 thru June 2023)

Brunswick

District: 6 FIPS: 025


Protective Orders	7	▼	-30.0%	-3
GRAND TOTAL	14,337	▲	16.7%	+2,047

* Compared to same time period as previous year

** Case Type Categories are defined in the 2017 Virginia Judicial Workload Assessment
Source: SCV-SQL-Information

CPSS - GCMS CASELOAD STATISTICS OF THE GENERAL DISTRICT COURTS

January 2024 thru June 2024 Filings (Compared to January 2023 thru June 2023)

2024 Overall GRAND TOTAL		Distribution of Caseload			Change*		Percentage (%) of Caseload		
4,402	-160	Criminal	317	7%	29.9% ▲	+73	Criminal	2023 5.3%	2024 7.2%
		Traffic	3,373	77%	-10.3% ▼	-388	Traffic	82.4%	76.6%
2024		Civil	701	16%	29.3% ▲	+159	Civil	11.9%	15.9%
2023		Civil Commitments	11	0%	-26.7% ▼	-4	Civil Commitments	0.3%	0.2%
		GRAND TOTAL	4,402	100%	-3.5% ▼	-160	GRAND TOTAL	100%	100%

Filings by Division & Code

Division	Case Type Description	Code	Summary	Change	% Change	Absolute Change
Criminal	Misdemeanor	M	170	▲	+30.8%	+40
	Felony	F	68	▲	+4.6%	+3
	Capias	CA	45	▲	+36.4%	+12
	Show Cause	SC	25	▲	+400.0%	+20
	Civil Violation	CV	9	▼	-18.2%	-2
	Total			317	▲	29.9%
Traffic	Infraction	I	2,825	▼	-9.2%	-287
	Misdemeanor	M	534	▼	-16.3%	-104
	Capias	CA	11	▲	+175.0%	+7
	Show Cause	SC	2	▼	-33.3%	-1
	Felony	F	1	▼	-66.7%	-2
	Other	O	0	▼	-100.0%	-1
	Total			3,373	▼	-10.3%
Civil	Interrogatory	IN	211	▲	+15.9%	+29
	Warrant in Debt	WD	185	▲	+40.2%	+53
	Garnishment	GA	134	▲	+47.3%	+43
	Detinue	DT	97	▲	+94.0%	+47
	Unlawful Detainer	UD	39	▼	-33.9%	-20
	Other	OT	10	▲	+11.1%	+1
	Preliminary Protective Order	PP	8	▲	+166.7%	+5
	Admin License	AL	6	▲	+100.0%	+3
	Bond Forfeiture	BF	3	▲	+200.0%	+2
	Protective Order	PO	3	▲	-	+3
	Show Cause	SC	3	▼	-66.7%	-6
	Capias	CA	1	↔	-	-
	Tenants Assertion	TA	1	▲	-	+1
	Impoundment	IM	0	▼	-100.0%	-2
	Total			701	▲	29.3%
Civil Commitments	Temporary Detention Order	TD	8	▼	-27.3%	-3
	Emergency Custody Order	EC	3	↔	-	-
	Mental Commitment	MC	0	▼	-100.0%	-1
Total			11	▼	-26.7%	-4
GRAND TOTAL			4,402	▼	-3.5%	-160

Filings by Major Case Category**

Category	Summary	Change	% Change	Absolute Change
Felony	69	▼	+1.5%	+1
Garnishment	345	▲	+26.4%	+72
General Civil	286	▲	+57.1%	+104
Infraction/Civil Violation	2,834	▼	-9.3%	-290
Landlord /Tenant	40	▲	-32.2%	-19
Misdemeanor	704	▲	-8.3%	-64
Other	113	▲	+32.9%	+28
Protective Orders	11	▲	+266.7%	+8
GRAND TOTAL	4,402	▼	-3.5%	-160

* Compared to same time period as previous year



** Case Type Categories are defined in the 2017 Virginia Judicial Workload Assessment

CPSS - GCMS CASELOAD STATISTICS OF THE GENERAL DISTRICT COURTS

January 2024 thru June 2024 Filings (Compared to January 2023 thru June 2023)

Greenville

District: 6 FIPS: 081

2024 Overall GRAND TOTAL		Distribution of Caseload			Change*		Percentage (%) of Caseload		
7,686	-292	Criminal	163	2%	-14.7% ▼	-28	Criminal	2023 2.4%	2024 2.1%
		Traffic	6,817	89%	-3.8% ▼	-271	Traffic	88.8%	88.7%
		Civil	648	8%	-2.1% ▼	-14	Civil	8.3%	8.4%
		Civil Commitments	58	1%	56.8% ▲	+21	Civil Commitments	0.5%	0.8%
		GRAND TOTAL	7,686	100%	-3.7% ▼	-292	GRAND TOTAL	100%	100%

Filings by Division & Code

Division	Case Type Description	Code	Summary	Change	% Change	Absolute Change
Criminal	Misdemeanor	M	76	▲	+4.1%	+3
	Felony	F	54	▼	-28.9%	-22
	Show Cause	SC	16	▲	+45.5%	+5
	Capias	CA	14	▼	-46.2%	-12
	Civil Violation	CV	3	▼	-40.0%	-2
	Total			163	▼	-14.7%
Traffic	Infraction	I	4,598	▼	-0.6%	-27
	Misdemeanor	M	2,178	▼	-10.8%	-264
	Capias	CA	33	▲	+135.7%	+19
	Felony	F	4	▼	-33.3%	-2
	Show Cause	SC	4	▲	-	+4
	Civil Violation	CV	0	▼	-100.0%	-1
	Total			6,817	▼	-3.8%
Civil	Interrogatory	IN	350	▼	-1.7%	-6
	Warrant in Debt	WD	130	▲	+7.4%	+9
	Garnishment	GA	86	▼	-13.1%	-13
	Unlawful Detainer	UD	41	▼	-12.8%	-6
	Other	OT	11	▲	-26.7%	-4
	Preliminary Protective Order	PP	8	▲	+14.3%	+1
	Show Cause	SC	7	↔	-	-
	Admin License	AL	4	▼	-20.0%	-1
	Protective Order	PO	4	▲	+300.0%	+3
	Bond Forfeiture	BF	3	▲	+50.0%	+1
	Detinue	DT	3	▲	+200.0%	+2
	Motion for Judgment	MJ	1	▲	-	+1
	Overweight	OC	0	▼	-100.0%	-1
Total			648	▼	-2.1%	-14
Civil Commitments	Mental Commitment	MC	20	▲	+17.6%	+3
	Temporary Detention Order	TD	20	▲	+42.9%	+6
	Emergency Custody Order	EC	18	▲	+200.0%	+12
	Total			58	▲	56.8%
GRAND TOTAL			7,686	▼	-3.7%	-292

Filings by Major Case Category**

Category	Summary	Change	% Change	Absolute Change
Felony	58	▼	-29.3%	-24
Garnishment	436	▼	-4.2%	-19
General Civil	135	▲	+10.7%	+13
Infraction/Civil Violation	4,601	▼	-0.7%	-31
Landlord /Tenant	41	▼	-12.8%	-6
Misdemeanor	2,254	▼	-10.4%	-261
Other	149	▲	+27.4%	+32
Protective Orders	12	▲	+50.0%	+4
GRAND TOTAL	7,686	▼	-3.7%	-292


* Compared to same time period as previous year

** Case Type Categories are defined in the 2017 Virginia Judicial Workload Assessment

Source: SCV-SQL-Information

CPSS - GCMS CASELOAD STATISTICS OF THE GENERAL DISTRICT COURTS

January 2024 thru June 2024 Filings (Compared to January 2023 thru June 2023)

2024 Overall GRAND TOTAL		Distribution of Caseload			Change*		Percentage (%) of Caseload		
7,828	-200	Criminal	746	10%	12.7% ▲	+84	Criminal	2023: 8.2%	2024: 9.5%
		Traffic	4,998	64%	-10.5% ▼	-584	Traffic	69.5%	63.8%
2024		Civil	1,772	23%	16.5% ▲	+251	Civil	18.9%	22.6%
2023		Civil Commitments	312	4%	18.6% ▲	+49	Civil Commitments	3.3%	4.0%
		GRAND TOTAL	7,828	100%	-2.5% ▼	-200	GRAND TOTAL	100%	100%

Filings by Division & Code

Division	Case Type Description	Code	Summary	Change	% Change	Absolute Change
Criminal	Misdemeanor	M	367	▲	+19.9%	+61
	Felony	F	265	▲	+12.3%	+29
	Capias	CA	82	▼	-7.9%	-7
	Show Cause	SC	27	▲	+42.1%	+8
	Civil Violation	CV	5	▼	-58.3%	-7
	Total			746	▲	12.7%
Traffic	Infraction	I	4,083	▼	-6.5%	-285
	Misdemeanor	M	844	▼	-24.7%	-277
	Capias	CA	48	▼	-14.3%	-8
	Show Cause	SC	14	▼	-48.1%	-13
	Felony	F	9	↔	-	-
	Civil Violation	CV	0	▼	-100.0%	-1
	Total			4,998	▼	-10.5%
Civil	Warrant in Debt	WD	595	▲	+51.0%	+201
	Garnishment	GA	493	▼	-5.7%	-30
	Unlawful Detainer	UD	479	▲	+9.6%	+42
	Other	OT	48	▲	+166.7%	+30
	Preliminary Protective Order	PP	48	▲	+26.3%	+10
	Show Cause	SC	25	▼	-3.8%	-1
	Protective Order	PO	24	▲	+41.2%	+7
	Detinue	DT	14	▼	-44.0%	-11
	Abstract	AJ	13	▲	+62.5%	+5
	Motion for Judgment	MJ	9	▲	+12.5%	+1
	Admin License	AL	8	▼	-33.3%	-4
	Impoundment	IM	4	▲	-	+4
	Bond Forfeiture	BF	3	▲	+200.0%	+2
	Petition-Restore Arms	PR	3	↔	-	-
	Interrogatory	IN	2	↔	-	-
	Tenants Assertion	TA	2	▼	-33.3%	-1
	Counter Claim	CC	1	▲	-	+1
	Cross Claim	CR	1	▲	-	+1
	Capias	CA	0	▼	-100.0%	-2
	Interrogatory-Not	IC	0	▼	-100.0%	-3
Restricted Operators License	RL	0	▼	-100.0%	-1	
Total			1,772	▲	16.5%	+251
Civil Commitments	Mental Commitment	MC	162	▼	-2.4%	-4
	Emergency Custody Order	EC	69	▲	+91.7%	+33
	Temporary Detention Order	TD	48	▲	+54.8%	+17
	Other	OT	31	▲	+14.8%	+4
	Medical Emergency Temporary Detention Order	MT	2	↔	-	-
	Medical Emergency Custody Order	ME	0	▼	-100.0%	-1
Total			312	▲	18.6%	+49
GRAND TOTAL			7,828	▼	-2.5%	-200

Filings by Major Case Category**

Category	Summary	Change	% Change	Absolute Change
Felony	274	▲	+11.8%	+29
Garnishment	495	▼	-5.7%	-30

* Compared to same time period as previous year

** Case Type Categories are defined in the 2017 Virginia Judicial Workload Assessment



CPSS - GCMS CASELOAD STATISTICS OF THE GENERAL DISTRICT COURTS

January 2024 thru June 2024 Filings (Compared to January 2023 thru June 2023)

General Civil	622	▲	+44.3%	+191
Infraction/Civil Violation	4,088	▼	-6.7%	-293
Involuntary Civil Commitments	31	▲	+14.8%	+4
Landlord /Tenant	481	▼	+9.3%	+41
Misdemeanor	1,211	▼	-15.2%	-217
Other	554	▲	+11.7%	+58
Protective Orders	72	▲	+30.9%	+17
GRAND TOTAL	7,828	▼	-2.5%	-200

* Compared to same time period as previous year

** Case Type Categories are defined in the 2017 Virginia Judicial Workload Assessment
Source: SCV-SQL-Information

2024 Overall GRAND TOTAL		Distribution of Caseload			Change*		Percentage (%) of Caseload		
8,071	+2,381	Criminal	708	9%	9.1% ▲	+59	Criminal	2023	2024
		Traffic	5,951	74%	64.6% ▲	+2,336	Traffic	11.4%	8.8%
		Civil	1,372	17%	-3.8% ▼	-54	Civil	63.5%	73.7%
		Civil Commitments	40	0%	- ▲	+40	Civil Commitments	25.1%	17.0%
		GRAND TOTAL	8,071	100%	41.8% ▲	+2,381	GRAND TOTAL	0.0%	0.5%
							GRAND TOTAL	100%	100%

Filings by Division & Code

Division	Case Type Description	Code	Summary	Change	% Change	Absolute Change
Criminal	Misdemeanor	M	387	▲	+29.0%	+87
	Felony	F	195	▼	-19.1%	-46
	Capias	CA	67	▼	-11.8%	-9
	Civil Violation	CV	28	▲	+250.0%	+20
	Show Cause	SC	27	▲	+12.5%	+3
	Restricted Operators License	RL	3	▲	-	+3
	Motion	MO	1	▲	-	+1
	Total			708	▲	9.1%
Traffic	Infraction	I	4,895	▲	+70.5%	+2,024
	Misdemeanor	M	998	▲	+45.1%	+310
	Capias	CA	35	▼	-7.9%	-3
	Felony	F	11	▲	+266.7%	+8
	Show Cause	SC	6	▼	-53.8%	-7
	Restricted Operators License	RL	5	▲	-	+5
	Civil Violation	CV	1	▼	-50.0%	-1
	Total			5,951	▲	64.6%
Civil	Warrant in Debt	WD	545	▼	-0.7%	-4
	Garnishment	GA	463	▲	+15.5%	+62
	Unlawful Detainer	UD	238	▼	-25.4%	-81
	Other	OT	32	▲	+190.9%	+21
	Protective Order	PO	26	↔	-	-
	Preliminary Protective Order	PP	20	▼	-37.5%	-12
	Admin License	AL	9	▼	-35.7%	-5
	Show Cause	SC	7	▼	-65.0%	-13
	Motion for Judgment	MJ	6	▲	+50.0%	+2
	Abstract	AJ	5	▼	-54.5%	-6
	Impoundment	IM	5	▼	-66.7%	-10
	Interrogatory	IN	5	▼	-44.4%	-4
	Motor Carrier	MC	3	▲	+200.0%	+2
	Bond Forfeiture	BF	2	▲	-	+2
	Detinue	DT	2	▲	+100.0%	+1
	Overweight	OC	2	▼	-60.0%	-3
	Petition-Restore Arms	PR	1	▲	-	+1
	Tenants Assertion	TA	1	↔	-	-
	Emergency Substantial Risk Order	SR	0	▼	-100.0%	-1
	Restricted Operators License	RL	0	▼	-100.0%	-6
Total			1,372	▼	-3.8%	-54
Civil Commitments	Emergency Custody Order	EC	20	▲	-	+20
	Temporary Detention Order	TD	20	▲	-	+20
	Total		40	▲	-	+40
GRAND TOTAL			8,071	▲	41.8%	+2,381

Filings by Major Case Category**

Category	Summary	Change	% Change	Absolute Change
Felony	206	▲	-15.6%	-38
Garnishment	468	▼	+14.1%	+58
General Civil	561	▲	-	0
Infraction/Civil Violation	4,929	▲	+70.7%	+2,042

* Compared to same time period as previous year

** Case Type Categories are defined in the 2017 Virginia Judicial Workload Assessment

CPSS - GCMS CASELOAD STATISTICS OF THE GENERAL DISTRICT COURTS
 January 2024 thru June 2024 Filings (Compared to January 2023 thru June 2023)

Prince George
 District: 6 FIPS: 149


Landlord /Tenant	239	▼	-25.3%	-81
Misdemeanor	1,393	▲	+40.1%	+399
New to Workload Study	0	▼	-100.0%	-1
Other	229	▲	+6.5%	+14
Protective Orders	46	▼	-20.7%	-12
GRAND TOTAL	8,071	▲	41.8%	+2,381

* Compared to same time period as previous year

** Case Type Categories are defined in the 2017 Virginia Judicial Workload Assessment
 Source: SCV-SQL-Information

CPSS - GCMS CASELOAD STATISTICS OF THE GENERAL DISTRICT COURTS

January 2024 thru June 2024 Filings (Compared to January 2023 thru June 2023)

2024 Overall GRAND TOTAL		Distribution of Caseload			Change*		Percentage (%) of Caseload		
700 +20 	Criminal	57	8%	-19.7% ▼	-14	Criminal	2023: 10.4%	2024: 8.1%	
	Traffic	492	70%	2.5% ▲	+12	Traffic	70.6%	70.3%	
	Civil	145	21%	15.1% ▲	+19	Civil	18.5%	20.7%	
	Civil Commitments	6	1%	100.0% ▲	+3	Civil Commitments	0.4%	0.9%	
	GRAND TOTAL	700	100%	2.9% ▲	+20	GRAND TOTAL	100%	100%	

Filings by Division & Code

Division	Case Type Description	Code	Summary	Change	% Change	Absolute Change
Criminal	Misdemeanor	M	31	▼	-29.5%	-13
	Felony	F	8	▼	-55.6%	-10
	Capias	CA	6	▲	+200.0%	+4
	Civil Violation	CV	6	▲	+50.0%	+2
	Show Cause	SC	6	▲	+100.0%	+3
	Total			57	▼	-19.7%
Traffic	Infraction	I	433	▲	+6.7%	+27
	Misdemeanor	M	56	▼	-13.8%	-9
	Capias	CA	1	↔	-	-
	Felony	F	1	▲	-	+1
	Show Cause	SC	1	↔	-	-
	Restricted Operators License	RL	0	▼	-100.0%	-7
	Total			492	▲	2.5%
Civil	Warrant in Debt	WD	78	▲	+50.0%	+26
	Garnishment	GA	44	▼	-2.2%	-1
	Unlawful Detainer	UD	14	▲	+55.6%	+5
	Detinue	DT	2	▲	-	+2
	Motion for Judgment	MJ	2	▲	-	+2
	Other	OT	2	▼	-77.8%	-7
	Admin License	AL	1	▼	-50.0%	-1
	Preliminary Protective Order	PP	1	▼	-80.0%	-4
	Protective Order	PO	1	▼	-50.0%	-1
	Overweight	OC	0	▼	-100.0%	-1
	Show Cause	SC	0	▼	-100.0%	-1
Total			145	▲	15.1%	+19
Civil Commitments	Temporary Detention Order	TD	4	▲	+300.0%	+3
	Emergency Custody Order	EC	2	↔	-	-
	Total		6	▲	100.0%	+3
GRAND TOTAL			700	▲	2.9%	+20

Filings by Major Case Category**



Category	Summary	Change	% Change	Absolute Change
Felony	9	▲	-50.0%	-9
Garnishment	44	▼	-2.2%	-1
General Civil	82	▲	+57.7%	+30
Infraction/Civil Violation	439	▼	+6.8%	+28
Landlord /Tenant	14	▲	+55.6%	+5
Misdemeanor	87	▼	-25.0%	-29
Other	23	▲	+4.5%	+1
Protective Orders	2	▼	-71.4%	-5
GRAND TOTAL	700	▲	2.9%	+20

* Compared to same time period as previous year

** Case Type Categories are defined in the 2017 Virginia Judicial Workload Assessment

CPSS - GCMS CASELOAD STATISTICS OF THE GENERAL DISTRICT COURTS

January 2024 thru June 2024 Filings (Compared to January 2023 thru June 2023)

2024 Overall GRAND TOTAL		Distribution of Caseload			Change*		Percentage (%) of Caseload		
9,030	+2,189	Criminal	251	3%	26.1% ▲	+52	Criminal	2023 2.9%	2024 2.8%
		Traffic	8,456	94%	33.5% ▲	+2,121	Traffic	92.6%	93.6%
		Civil	311	3%	4.7% ▲	+14	Civil	4.3%	3.4%
		Civil Commitments	12	0%	20.0% ▲	+2	Civil Commitments	0.1%	0.1%
		GRAND TOTAL	9,030	100%	32.0% ▲	+2,189	GRAND TOTAL	100%	100%

Filings by Division & Code

Division	Case Type Description	Code	Summary	Change	% Change	Absolute Change
Criminal	Misdemeanor	M	144	▲	+38.5%	+40
	Felony	F	72	▲	+12.5%	+8
	Civil Violation	CV	17	▲	+41.7%	+5
	Capias	CA	12	▼	-7.7%	-1
	Show Cause	SC	6	↔		-
	Total		251	▲	26.1%	+52
Traffic	Infraction	I	6,597	▲	+46.8%	+2,103
	Misdemeanor	M	1,739	▼	-2.9%	-52
	Capias	CA	48	▲	+108.7%	+25
	Civil Violation	CV	43	▲	-	+43
	Show Cause	SC	17	▼	-26.1%	-6
	Felony	F	12	▲	+200.0%	+8
	Total		8,456	▲	33.5%	+2,121
Civil	Warrant in Debt	WD	154	▲	+52.5%	+53
	Garnishment	GA	106	▼	-19.7%	-26
	Unlawful Detainer	UD	27	▼	-10.0%	-3
	Other	OT	6	▼	-14.3%	-1
	Admin License	AL	4	▼	-20.0%	-1
	Preliminary Protective Order	PP	4	▼	-20.0%	-1
	Impoundment	IM	3	↔		-
	Detinue	DT	2	↔		-
	Motion for Judgment	MJ	2	▲	+100.0%	+1
	Abstract	AJ	1	▲	-	+1
	Overweight	OC	1	↔		-
	Protective Order	PO	1	▼	-83.3%	-5
	Bond Forfeiture	BF	0	▼	-100.0%	-2
	Mechanic's Lien	ML	0	▼	-100.0%	-1
	Show Cause	SC	0	▼	-100.0%	-1
	Total		311	▲	4.7%	+14
Civil Commitments	Temporary Detention Order	TD	9	▲	+50.0%	+3
	Emergency Custody Order	EC	3	↔		-
	Medical Emergency Custody Order	ME	0	▼	-100.0%	-1
	Total		12	▲	20.0%	+2
	GRAND TOTAL		9,030	▲	32.0%	+2,189

Filings by Major Case Category**

Category	Summary	Change	% Change	Absolute Change
Felony	84	▲	+23.5%	+16
Garnishment	106	▼	-19.7%	-26
General Civil	158	▼	+46.3%	+50
Infraction/Civil Violation	6,658	▲	+47.7%	+2,151
Landlord /Tenant	27	▼	-10.0%	-3
Misdemeanor	1,883	▲	-0.6%	-12
Other	109	▲	+21.1%	+19
Protective Orders	5	▼	-54.5%	-6
	GRAND TOTAL	▲	32.0%	+2,189

* Compared to same time period as previous year

** Case Type Categories are defined in the 2017 Virginia Judicial Workload Assessment

* Compared to same time period as previous year

** Case Type Categories are defined in the 2017 Virginia Judicial Workload Assessment
Source: SCV-SQL-Information

2024 Overall GRAND TOTAL		Distribution of Caseload			Change*		Percentage (%) of Caseload			
14,420	-2,563	Criminal	0	0%	-100.0%	▼	-1	Criminal	2023 0.0%	2024 0.0%
		Civil	14,109	98%	-13.9%	▼	-2,283	Civil	96.5%	97.8%
2024		Civil Commitments	311	2%	-47.3%	▼	-279	Civil Commitments	3.5%	2.2%
2023		GRAND TOTAL	14,420	100%	-15.1%	▼	-2,563	GRAND TOTAL	100%	100%

Filings by Division & Code



Division	Case Type Description	Code	Summary	Change	% Change	Absolute Change
Criminal	Show Cause	SC	0	▼	-100.0%	-1
	Total		0	▼	-100.0%	-1
Civil	Unlawful Detainer	UD	5,449	▲	+9.6%	+477
	Garnishment	GA	3,723	▼	-42.2%	-2,713
	Warrant in Debt	WD	3,549	▲	+17.7%	+533
	Motion for Judgment	MJ	334	▼	-11.2%	-42
	Other	OT	327	▲	-22.0%	-92
	Preliminary Protective Order	PP	231	▲	+8.5%	+18
	Protective Order	PO	139	▼	-4.8%	-7
	Show Cause	SC	139	▼	-68.1%	-297
	Interrogatory	IN	98	▼	-29.5%	-41
	Abstract	AJ	58	▼	-63.5%	-101
	Tenants Assertion	TA	28	▲	+115.4%	+15
	Detinue	DT	27	▼	-50.9%	-28
	Counter Claim	CC	6	▼	-14.3%	-1
	Petition-Restore Arms	PR	1	↔		-
	Petition to Require Blood Test	BT	0	▼	-100.0%	-1
Third Party Claim	TH	0	▼	-100.0%	-3	
	Total		14,109	▼	-13.9%	-2,283
Civil Commitments	Temporary Detention Order	TD	227	▼	-42.4%	-167
	Emergency Custody Order	EC	83	▼	-57.7%	-113
	Mental Commitment	MC	1	▲	-	+1
	Total		311	▼	-47.3%	-279
GRAND TOTAL			14,420	▼	-15.1%	-2,563

Filings by Major Case Category**

Category	Summary	Change	% Change	Absolute Change
Garnishment	3,821	▼	-41.9%	-2,754
General Civil	3,927	▲	+13.6%	+470
Landlord /Tenant	5,477	▲	+9.9%	+492
Other	825	▲	-48.7%	-782
Protective Orders	370	▲	+3.1%	+11
GRAND TOTAL	14,420	▼	-15.1%	-2,563

* Compared to same time period as previous year

** Case Type Categories are defined in the 2017 Virginia Judicial Workload Assessment

2024 Overall GRAND TOTAL		Distribution of Caseload			Change*		Percentage (%) of Caseload		
5,087	+72	Criminal	4,873	96%	0.8% ▲	+41	Criminal	2023 96.4%	2024 95.8%
		Traffic	207	4%	17.6% ▲	+31	Traffic	3.5%	4.1%
2024 		Civil	7	0%	0.0% →	0	Civil	0.1%	0.1%
2023 		GRAND TOTAL	5,087	100%	1.4% ▲	+72	GRAND TOTAL	100%	100%

Filings by Division & Code



Division	Case Type Description	Code	Summary	Change	% Change	Absolute Change
Criminal	Misdemeanor	M	3,301	▲	+6.0%	+188
	Felony	F	1,370	▼	-8.5%	-128
	Show Cause	SC	80	▲	+3.9%	+3
	Civil Violation	CV	74	▼	-8.6%	-7
	Capias	CA	48	▼	-17.2%	-10
	Restricted Operators License	RL	0	▼	-100.0%	-5
	Total			4,873	▲	0.8%
Traffic	Infraction	I	127	▲	+11.4%	+13
	Misdemeanor	M	69	▲	+21.1%	+12
	Felony	F	9	▲	+80.0%	+4
	Capias	CA	1	▲	-	+1
	Show Cause	SC	1	▲	-	+1
	Total			207	▲	17.6%
Civil	Bond Forfeiture	BF	6	▼	-14.3%	-1
	Other	OT	1	▲	-	+1
	Total			7		0.0%
GRAND TOTAL			5,087	▲	1.4%	+72

Filings by Major Case Category**

Category	Summary	Change	% Change	Absolute Change
Felony	1,379	▲	-8.3%	-124
General Civil	1	▲	-	+1
Infraction/Civil Violation	201	▲	+3.1%	+6
Misdemeanor	3,370	▼	+6.1%	+195
Other	136	▲	-4.2%	-6
GRAND TOTAL	5,087	▲	1.4%	+72

* Compared to same time period as previous year

** Case Type Categories are defined in the 2017 Virginia Judicial Workload Assessment
 Source: SCV-SQL-Information

2024 Overall GRAND TOTAL		Distribution of Caseload			Change*		Percentage (%) of Caseload			
11,115	+1,682	Criminal	919	8%	-13.4%	▼	-142	Criminal	2023: 11.2%	2024: 8.3%
		Traffic	9,923	89%	23.8%	▲	+1,908	Traffic	85.0%	89.3%
2024 		Civil	273	2%	-23.5%	▼	-84	Civil	3.8%	2.5%
2023 		GRAND TOTAL	11,115	100%	17.8%	▲	+1,682	GRAND TOTAL	100%	100%

Filings by Division & Code

Division	Case Type Description	Code	Summary	Change	% Change	Absolute Change
Criminal	Misdemeanor	M	653	▼	-16.5%	-129
	Civil Violation	CV	114	▼	-8.8%	-11
	Felony	F	72	▼	-19.1%	-17
	Show Cause	SC	56	▲	+30.2%	+13
	Restricted Operators License	RL	17	▲	+112.5%	+9
	Capias	CA	7	▼	-50.0%	-7
	Total			919	▼	-13.4%
Traffic	Infraction	I	7,016	▲	+28.9%	+1,572
	Misdemeanor	M	2,533	▲	+16.7%	+363
	Other	O	247	▼	-28.2%	-97
	Civil Violation	CV	77	▲	-	+77
	Felony	F	40	▼	-11.1%	-5
	Show Cause	SC	7	▲	+16.7%	+1
	Restricted Operators License	RL	2	▲	-	+2
	Capias	CA	1	▼	-83.3%	-5
Total			9,923	▲	23.8%	+1,908
Civil	Admin License	AL	218	▼	-26.8%	-80
	Impoundment	IM	33	▼	-10.8%	-4
	Other	OT	13	↔	-	-
	Bond Forfeiture	BF	9	↔	-	-
Total			273	▼	-23.5%	-84
GRAND TOTAL			11,115	▲	17.8%	+1,682

Filings by Major Case Category**

Category	Summary	Change	% Change	Absolute Change
Felony	112	▼	-16.4%	-22
General Civil	13	↔	-	0
Infraction/Civil Violation	7,454	▲	+26.1%	+1,541
Misdemeanor	3,205	▲	+8.3%	+245
Other	331	▼	-19.9%	-82
GRAND TOTAL	11,115	▲	17.8%	+1,682

* Compared to same time period as previous year

** Case Type Categories are defined in the 2017 Virginia Judicial Workload Assessment



Source: SCV-SQL-Information

CPSS - GCMS CASELOAD STATISTICS OF THE GENERAL DISTRICT COURTS

January 2024 thru June 2024 Filings (Compared to January 2023 thru June 2023)

Hampton

District: 8 FIPS: 650

2024 Overall GRAND TOTAL		Distribution of Caseload			Change*		Percentage (%) of Caseload		
25,316	+4,950	Criminal	3,372	13%	24.6% ▲	+666	Criminal	2023	2024
		Traffic	8,173	32%	54.8% ▲	+2,894	Traffic	13.3%	13.3%
		Civil	12,362	49%	11.5% ▲	+1,276	Civil	25.9%	32.3%
		Civil Commitments	1,409	6%	8.8% ▲	+114	Civil Commitments	54.4%	48.8%
		GRAND TOTAL	25,316	100%	24.3% ▲	+4,950	GRAND TOTAL	6.4%	5.6%
							GRAND TOTAL	100%	100%

Filings by Division & Code

Division	Case Type Description	Code	Summary	Change	% Change	Absolute Change
Criminal	Misdemeanor	M	2,121	▲	+25.1%	+426
	Felony	F	834	▲	+34.1%	+212
	Show Cause	SC	183	▲	+3.4%	+6
	Capias	CA	172	▲	+25.5%	+35
	Civil Violation	CV	62	▼	-17.3%	-13
	Total			3,372	▲	24.6%
Traffic	Infraction	I	5,659	▲	+53.1%	+1,962
	Misdemeanor	M	2,360	▲	+56.1%	+848
	Felony	F	57	▲	+54.1%	+20
	Show Cause	SC	44	▲	+388.9%	+35
	Capias	CA	43	▲	+377.8%	+34
	Restricted Operators License	RL	9	▼	-35.7%	-5
	Other	O	1	▲	-	+1
	Civil Violation	CV	0	▼	-100.0%	-1
	Total			8,173	▲	54.8%
Civil	Warrant in Debt	WD	4,653	▲	+20.0%	+775
	Unlawful Detainer	UD	3,235	▼	-3.3%	-110
	Garnishment	GA	2,955	▲	+28.0%	+646
	Other	OT	303	▲	-2.3%	-7
	Preliminary Protective Order	PP	239	▼	-22.4%	-69
	Bond Forfeiture	BF	174	▲	+135.1%	+100
	Protective Order	PO	161	▼	-17.9%	-35
	Show Cause	SC	152	▲	+39.4%	+43
	Motion for Judgment	MJ	116	▲	+56.8%	+42
	Admin License	AL	105	▼	-17.3%	-22
	Abstract	AJ	92	▼	-17.9%	-20
	Detinue	DT	80	▼	-17.5%	-17
	Interrogatory	IN	60	▼	-36.2%	-34
	Tenants Assertion	TA	19	▼	-24.0%	-6
	Counter Claim	CC	12	▼	-20.0%	-3
	Capias	CA	2	▼	-66.7%	-4
	Restricted Operators License	RL	2	▲	-	+2
	Impoundment	IM	1	▼	-66.7%	-2
	Petition-Restore Arms	PR	1	▼	-66.7%	-2
	Third Party Claim	TH	0	▼	-100.0%	-1
Total			12,362	▲	11.5%	+1,276
Civil Commitments	Mental Commitment	MC	589	▼	-20.1%	-148
	Temporary Detention Order	TD	450	▲	+14.2%	+56
	Emergency Custody Order	EC	289	▲	+214.1%	+197
	Other	OT	64	▲	+25.5%	+13
	Medical Emergency Temporary Detention Order	MT	17	▼	-15.0%	-3
	Medical Emergency Custody Order	ME	0	▼	-100.0%	-1
Total			1,409	▲	8.8%	+114
GRAND TOTAL			25,316	▲	24.3%	+4,950

* Compared to same time period as previous year

** Case Type Categories are defined in the 2017 Virginia Judicial Workload Assessment

Source: SCV-SQL-Information

CPSS - GCMS CASELOAD STATISTICS OF THE GENERAL DISTRICT COURTS



January 2024 thru June 2024 Filings (Compared to January 2023 thru June 2023)

Filings by Major Case Category**

Category	Summary	Change	% Change	Absolute Change
Felony	891	▲	+35.2%	+232
Garnishment	3,015	▼	+25.5%	+612
General Civil	4,940	▲	+20.2%	+831
Infraction/Civil Violation	5,722	▲	+51.7%	+1,949
Involuntary Civil Commitments	64	▲	+25.5%	+13
Landlord /Tenant	3,254	▼	-3.4%	-116
Misdemeanor	4,492	▲	+39.5%	+1,271
Other	2,538	▲	+11.5%	+262
Protective Orders	400	▼	-20.6%	-104
GRAND TOTAL	25,316	▲	24.3%	+4,950

* Compared to same time period as previous year

** Case Type Categories are defined in the 2017 Virginia Judicial Workload Assessment
Source: SCV-SQL-Information

2024 Overall GRAND TOTAL		Distribution of Caseload			Change*		Percentage (%) of Caseload		
770	+204	Criminal	99	13%	-13.2% ▼	-15	Criminal	2023	2024
		Traffic	501	65%	65.3% ▲	+198	Traffic	53.5%	65.1%
		Civil	169	22%	13.4% ▲	+20	Civil	26.3%	21.9%
		Civil Commitments	1	0%	- ▲	+1	Civil Commitments	0.0%	0.1%
		GRAND TOTAL	770	100%	36.0% ▲	+204	GRAND TOTAL	100%	100%

Filings by Division & Code

Division	Case Type Description	Code	Summary	Change	% Change	Absolute Change
Criminal	Misdemeanor	M	76	▼	-11.6%	-10
	Felony	F	12	▼	-20.0%	-3
	Capias	CA	8	▼	-20.0%	-2
	Civil Violation	CV	1	▼	-50.0%	-1
	Restricted Operators License	RL	1	▲	-	+1
	Show Cause	SC	1	↔	-	-
	Total			99	▼	-13.2%
Traffic	Infraction	I	417	▲	+86.2%	+193
	Misdemeanor	M	75	▲	+8.7%	+6
	Show Cause	SC	6	▲	+50.0%	+2
	Restricted Operators License	RL	2	↔	-	-
	Capias	CA	1	▼	-75.0%	-3
Total			501	▲	65.3%	+198
Civil	Warrant in Debt	WD	81	▲	+37.3%	+22
	Garnishment	GA	51	▲	+6.3%	+3
	Unlawful Detainer	UD	11	▲	+22.2%	+2
	Other	OT	6	▼	-33.3%	-3
	Preliminary Protective Order	PP	6	▼	-33.3%	-3
	Protective Order	PO	5	▼	-44.4%	-4
	Detinue	DT	3	▲	-	+3
	Interrogatory	IN	3	▲	+200.0%	+2
	Abstract	AJ	1	▲	-	+1
	Admin License	AL	1	▲	-	+1
	Counter Claim	CC	1	▼	-50.0%	-1
	Bond Forfeiture	BF	0	▼	-100.0%	-1
	Show Cause	SC	0	▼	-100.0%	-1
	Tenants Assertion	TA	0	▼	-100.0%	-1
Total			169	▲	13.4%	+20
Civil Commitments	Emergency Custody Order	EC	1	▲	-	+1
Total			1	▲	-	+1
GRAND TOTAL			770	▲	36.0%	+204

Filings by Major Case Category**



Category	Summary	Change	% Change	Absolute Change
Felony	12	▼	-20.0%	-3
Garnishment	54	▲	+10.2%	+5
General Civil	84	▲	+42.4%	+25
Infraction/Civil Violation	418	▲	+85.0%	+192
Landlord /Tenant	11	▼	+10.0%	+1
Misdemeanor	154	▲	-1.9%	-3
Other	26	▲	-18.8%	-6
Protective Orders	11	▼	-38.9%	-7
GRAND TOTAL	770	▲	36.0%	+204

* Compared to same time period as previous year

** Case Type Categories are defined in the 2017 Virginia Judicial Workload Assessment

CPSS - GCMS CASELOAD STATISTICS OF THE GENERAL DISTRICT COURTS

January 2024 thru June 2024 Filings (Compared to January 2023 thru June 2023)

2024 Overall GRAND TOTAL		Distribution of Caseload			Change*		Percentage (%) of Caseload		
6,516	+283	Criminal	888	14%	-1.2% ▼	-11	Criminal	2023	2024
		Traffic	4,364	67%	7.2% ▲	+294	Traffic	14.4%	13.6%
		Civil	1,231	19%	2.2% ▲	+26	Civil	65.3%	67.0%
		Civil Commitments	33	1%	-44.1% ▼	-26	Civil Commitments	19.3%	18.9%
		GRAND TOTAL	6,516	100%	4.5% ▲	+283	GRAND TOTAL	0.9%	0.5%
							GRAND TOTAL	100%	100%

Filings by Division & Code

Division	Case Type Description	Code	Summary	Change	% Change	Absolute Change
Criminal	Misdemeanor	M	598	▲	+9.3%	+51
	Felony	F	135	▼	-32.8%	-66
	Capias	CA	68	▼	-20.0%	-17
	Show Cause	SC	50	▲	+22.0%	+9
	Civil Violation	CV	37	▲	+48.0%	+12
	Total			888	▼	-1.2%
Traffic	Infraction	I	3,912	▲	+6.3%	+233
	Misdemeanor	M	421	▲	+18.9%	+67
	Civil Violation	CV	15	▲	-	+15
	Felony	F	7	↔	-	-
	Show Cause	SC	5	▼	-70.6%	-12
	Capias	CA	2	▼	-77.8%	-7
	Restricted Operators License	RL	2	▼	-50.0%	-2
	Total			4,364	▲	7.2%
Civil	Warrant in Debt	WD	519	▲	+3.0%	+15
	Garnishment	GA	256	▲	+18.5%	+40
	Unlawful Detainer	UD	134	▼	-14.6%	-23
	Other	OT	70	▼	-21.3%	-19
	Admin License	AL	68	▲	+11.5%	+7
	Impoundment	IM	58	▲	+75.8%	+25
	Preliminary Protective Order	PP	56	▼	-5.1%	-3
	Protective Order	PO	25	▼	-13.8%	-4
	Bond Forfeiture	BF	10	▲	+42.9%	+3
	Abstract	AJ	9	▲	+28.6%	+2
	Interrogatory	IN	6	▼	-60.0%	-9
	Motion for Judgment	MJ	6	↔	-	-
	Detinue	DT	5	▼	-75.0%	-15
	Show Cause	SC	4	▲	-	+4
	Tenants Assertion	TA	2	↔	-	-
	Capias	CA	1	▲	-	+1
	Counter Claim	CC	1	▲	-	+1
	Petition-Restore Arms	PR	1	▲	-	+1
Total			1,231	▲	2.2%	+26
Civil Commitments	Temporary Detention Order	TD	21	▼	-40.0%	-14
	Emergency Custody Order	EC	10	▼	-58.3%	-14
	Mental Commitment	MC	2	▲	-	+2
Total			33	▼	-44.1%	-26
GRAND TOTAL			6,516	▲	4.5%	+283

Filings by Major Case Category**

Category	Summary	Change	% Change	Absolute Change
Felony	142	▼	-31.7%	-66
Garnishment	262	▼	+13.4%	+31
General Civil	536	▲	-	0
Infraction/Civil Violation	3,964	▲	+7.0%	+260
Landlord /Tenant	136	▼	-14.5%	-23
Misdemeanor	1,021	▼	+12.8%	+116
Other	374	▲	-7.0%	-28

* Compared to same time period as previous year

** Case Type Categories are defined in the 2017 Virginia Judicial Workload Assessment

CPSS - GCMS CASELOAD STATISTICS OF THE GENERAL DISTRICT COURTS

January 2024 thru June 2024 Filings (Compared to January 2023 thru June 2023)



Gloucester

District: 9 FIPS: 073

Protective Orders	81	▼	-8.0%	-7
GRAND TOTAL	6,516	▲	4.5%	+283

* Compared to same time period as previous year

** Case Type Categories are defined in the 2017 Virginia Judicial Workload Assessment
Source: SCV-SQL-Information

2024 Overall GRAND TOTAL		Distribution of Caseload			Change*		Percentage (%) of Caseload		
1,937	-237	Criminal	139	7%	-19.7% ▼	-34	Criminal	2023 8.0%	2024 7.2%
		Traffic	1,627	84%	-11.7% ▼	-216	Traffic	84.8%	84.0%
		Civil	170	9%	13.3% ▲	+20	Civil	6.9%	8.8%
		Civil Commitments	1	0%	-87.5% ▼	-7	Civil Commitments	0.4%	0.1%
		GRAND TOTAL	1,937	100%	-10.9% ▼	-237	GRAND TOTAL	100%	100%

Filings by Division & Code

Division	Case Type Description	Code	Summary	Change	% Change	Absolute Change
Criminal	Misdemeanor	M	107	▼	-2.7%	-3
	Felony	F	23	▼	-4.2%	-1
	Capias	CA	4	▼	-75.0%	-12
	Show Cause	SC	3	▼	-83.3%	-15
	Civil Violation	CV	1	▼	-80.0%	-4
	Restricted Operators License	RL	1	▲	-	+1
	Total			139	▼	-19.7%
Traffic	Infraction	I	1,416	▼	-12.4%	-201
	Misdemeanor	M	202	▼	-6.5%	-14
	Capias	CA	5	▲	+66.7%	+2
	Show Cause	SC	3	↔	-	-
	Restricted Operators License	RL	1	▼	-66.7%	-2
	Civil Violation	CV	0	▼	-100.0%	-1
Total			1,627	▼	-11.7%	-216
Civil	Warrant in Debt	WD	76	▲	+24.6%	+15
	Garnishment	GA	49	▲	+69.0%	+20
	Other	OT	14	▼	-22.2%	-4
	Unlawful Detainer	UD	9	▼	-30.8%	-4
	Preliminary Protective Order	PP	7	▲	+16.7%	+1
	Admin License	AL	6	▲	+20.0%	+1
	Protective Order	PO	5	▼	-37.5%	-3
	Detinue	DT	3	▲	-	+3
	Abstract	AJ	1	↔	-	-
	Counter Claim	CC	0	▼	-100.0%	-1
	Impoundment	IM	0	▼	-100.0%	-5
	Interrogatory	IN	0	▼	-100.0%	-1
	Petition-Restore Arms	PR	0	▼	-100.0%	-2
Total			170	▲	13.3%	+20
Civil Commitments	Temporary Detention Order	TD	1	▼	-85.7%	-6
	Emergency Custody Order	EC	0	▼	-100.0%	-1
Total			1	▼	-87.5%	-7
GRAND TOTAL			1,937	▼	-10.9%	-237

Filings by Major Case Category**



Category	Summary	Change	% Change	Absolute Change
Felony	23	▼	-4.2%	-1
Garnishment	49	▼	+63.3%	+19
General Civil	81	▲	+22.7%	+15
Infraction/Civil Violation	1,417	▼	-12.7%	-206
Landlord /Tenant	9	▼	-30.8%	-4
Misdemeanor	311	▲	-5.5%	-18
Other	35	▼	-53.3%	-40
Protective Orders	12	▼	-14.3%	-2
GRAND TOTAL	1,937	▼	-10.9%	-237

* Compared to same time period as previous year

** Case Type Categories are defined in the 2017 Virginia Judicial Workload Assessment
 Source: SCV-SQL-Information

CPSS - GCMS CASELOAD STATISTICS OF THE GENERAL DISTRICT COURTS

January 2024 thru June 2024 Filings (Compared to January 2023 thru June 2023)

2024 Overall GRAND TOTAL		Distribution of Caseload			Change*		Percentage (%) of Caseload		
2,782	+507	Criminal	207	7%	7.3% ▲	+14	Criminal	2023 8.5%	2024 7.4%
		Traffic	2,093	75%	22.6% ▲	+386	Traffic	75.0%	75.2%
		Civil	476	17%	30.1% ▲	+110	Civil	16.1%	17.1%
		Civil Commitments	6	0%	-33.3% ▼	-3	Civil Commitments	0.4%	0.2%
		GRAND TOTAL	2,782	100%	22.3% ▲	+507	GRAND TOTAL	100%	100%

Filings by Division & Code



Division	Case Type Description	Code	Summary	Change	% Change	Absolute Change
Criminal	Misdemeanor	M	145	▲	+18.9%	+23
	Felony	F	37	▼	-5.1%	-2
	Capias	CA	13	▼	-23.5%	-4
	Show Cause	SC	8	▲	+33.3%	+2
	Civil Violation	CV	3	▼	-62.5%	-5
	Restricted Operators License	RL	1	↔		-
	Total			207	▲	7.3%
Traffic	Infraction	I	1,828	▲	+24.1%	+355
	Misdemeanor	M	253	▲	+17.7%	+38
	Civil Violation	CV	5	▲	+150.0%	+3
	Capias	CA	4	▼	-69.2%	-9
	Show Cause	SC	3	↔		-
	Restricted Operators License	RL	0	▼	-100.0%	-1
	Total			2,093	▲	22.6%
Civil	Warrant in Debt	WD	225	▲	+44.2%	+69
	Garnishment	GA	128	▲	+45.5%	+40
	Unlawful Detainer	UD	45	▼	-2.2%	-1
	Other	OT	39	▲	+44.4%	+12
	Preliminary Protective Order	PP	10	▼	-37.5%	-6
	Protective Order	PO	10	↔		-
	Admin License	AL	8	▼	-20.0%	-2
	Abstract	AJ	2	▲	-	+2
	Counter Claim	CC	2	▲	+100.0%	+1
	Detinue	DT	2	↔		-
	Impoundment	IM	2	▼	-66.7%	-4
	Interrogatory	IN	2	▼	-33.3%	-1
	Motion for Judgment	MJ	1	▲	-	+1
	Bond Forfeiture	BF	0	▼	-100.0%	-1
Total			476	▲	30.1%	+110
Civil Commitments	Temporary Detention Order	TD	5	↔		-
	Emergency Custody Order	EC	1	▼	-75.0%	-3
	Total			6	▼	-33.3%
GRAND TOTAL			2,782	▲	22.3%	+507

Filings by Major Case Category**

Category	Summary	Change	% Change	Absolute Change
Felony	37	▼	-5.1%	-2
Garnishment	130	▲	+42.9%	+39
General Civil	231	▲	+41.7%	+68
Infraction/Civil Violation	1,836	▲	+23.8%	+353
Landlord /Tenant	45	▼	-2.2%	-1
Misdemeanor	399	▼	+17.7%	+60
Other	84	▲	-4.5%	-4
Protective Orders	20	▼	-23.1%	-6
GRAND TOTAL	2,782	▲	22.3%	+507

* Compared to same time period as previous year

** Case Type Categories are defined in the 2017 Virginia Judicial Workload Assessment

2024 Overall GRAND TOTAL		Distribution of Caseload			Change*		Percentage (%) of Caseload		
887	-12	Criminal	114	13%	62.9% ▲	+44	Criminal	2023: 7.8%	2024: 12.9%
		Traffic	603	68%	-12.9% ▼	-89	Traffic	77.0%	68.0%
		Civil	164	18%	27.1% ▲	+35	Civil	14.3%	18.5%
		Civil Commitments	6	1%	-25.0% ▼	-2	Civil Commitments	0.9%	0.7%
		GRAND TOTAL	887	100%	-1.3% ▼	-12	GRAND TOTAL	100%	100%

Filings by Division & Code

Division	Case Type Description	Code	Summary	Change	% Change	Absolute Change
Criminal	Misdemeanor	M	87	▲	+107.1%	+45
	Felony	F	12	▼	-25.0%	-4
	Civil Violation	CV	6	▲	+50.0%	+2
	Capias	CA	5	▲	+66.7%	+2
	Show Cause	SC	4	▼	-20.0%	-1
	Total			114	▲	62.9%
Traffic	Infraction	I	494	▼	-12.7%	-72
	Misdemeanor	M	107	▼	-9.3%	-11
	Capias	CA	2	▼	-33.3%	-1
	Civil Violation	CV	0	▼	-100.0%	-1
	Restricted Operators License	RL	0	▼	-100.0%	-1
	Show Cause	SC	0	▼	-100.0%	-3
	Total			603	▼	-12.9%
Civil	Warrant in Debt	WD	67	▲	+39.6%	+19
	Garnishment	GA	38	▲	+5.6%	+2
	Other	OT	15	▲	+150.0%	+9
	Unlawful Detainer	UD	15	▼	-16.7%	-3
	Admin License	AL	11	▲	+175.0%	+7
	Preliminary Protective Order	PP	7	▲	+133.3%	+4
	Protective Order	PO	7	▲	+133.3%	+4
	Abstract	AJ	1	↔		-
	Detinue	DT	1	↔		-
	Impoundment	IM	1	▲	-	+1
	Interrogatory	IN	1	▼	-80.0%	-4
	Show Cause	SC	0	▼	-100.0%	-4
	Total			164	▲	27.1%
Civil Commitments	Temporary Detention Order	TD	4	▲	+33.3%	+1
	Emergency Custody Order	EC	2	▼	-60.0%	-3
	Total		6	▼	-25.0%	-2
GRAND TOTAL			887	▼	-1.3%	-12

Filings by Major Case Category**

Category	Summary	Change	% Change	Absolute Change
Felony	12	▼	-25.0%	-4
Garnishment	39	▼	-4.9%	-2
General Civil	69	▲	+40.8%	+20
Infraction/Civil Violation	500	▼	-12.4%	-71
Landlord /Tenant	15	▼	-16.7%	-3
Misdemeanor	194	▼	+20.5%	+33
Other	44	▲	+18.9%	+7
Protective Orders	14	▲	+133.3%	+8
GRAND TOTAL	887	▼	-1.3%	-12

* Compared to same time period as previous year



** Case Type Categories are defined in the 2017 Virginia Judicial Workload Assessment

CPSS - GCMS CASELOAD STATISTICS OF THE GENERAL DISTRICT COURTS

January 2024 thru June 2024 Filings (Compared to January 2023 thru June 2023)

Middlesex

District: 9 FIPS: 119

2024 Overall GRAND TOTAL		Distribution of Caseload			Change*		Percentage (%) of Caseload		
1,023	+306	Criminal	209	20%	69.9% ▲	+86	Criminal	2023	2024
		Traffic	618	60%	43.4% ▲	+187	Traffic	17.2%	20.4%
		Civil	186	18%	21.6% ▲	+33	Civil	60.1%	60.4%
		Civil Commitments	10	1%	0.0%	0	Civil Commitments	21.3%	18.2%
		GRAND TOTAL	1,023	100%	42.7% ▲	+306	GRAND TOTAL	1.4%	1.0%
							GRAND TOTAL	100%	100%

Filings by Division & Code

Division	Case Type Description	Code	Summary	Change	% Change	Absolute Change
Criminal	Misdemeanor	M	167	▲	+101.2%	+84
	Felony	F	22	▲	+120.0%	+12
	Civil Violation	CV	14	▲	+250.0%	+10
	Capias	CA	4	▼	-73.3%	-11
	Show Cause	SC	2	▼	-81.8%	-9
	Total			209	▲	69.9%
Traffic	Infraction	I	505	▲	+46.0%	+159
	Misdemeanor	M	110	▲	+37.5%	+30
	Capias	CA	1	↔	-	-
	Civil Violation	CV	1	▲	-	+1
	Felony	F	1	▼	-50.0%	-1
	Show Cause	SC	0	▼	-100.0%	-2
	Total			618	▲	43.4%
Civil	Warrant in Debt	WD	69	▲	+15.0%	+9
	Garnishment	GA	42	▲	+90.9%	+20
	Unlawful Detainer	UD	20	▲	+17.6%	+3
	Other	OT	17	▲	+13.3%	+2
	Admin License	AL	10	▼	-9.1%	-1
	Preliminary Protective Order	PP	9	▼	-10.0%	-1
	Detinue	DT	4	▲	+33.3%	+1
	Impoundment	IM	4	↔	-	-
	Protective Order	PO	4	▼	-33.3%	-2
	Abstract	AJ	2	↔	-	-
	Petition-Restore Arms	PR	2	▲	-	+2
	Bond Forfeiture	BF	1	▲	-	+1
	Motion for Judgment	MJ	1	▲	-	+1
	Tenants Assertion	TA	1	▲	-	+1
	Interrogatory	IN	0	▼	-100.0%	-1
	Show Cause	SC	0	▼	-100.0%	-2
Total			186	▲	21.6%	+33
Civil Commitments	Temporary Detention Order	TD	6	▼	-25.0%	-2
	Emergency Custody Order	EC	4	▲	+100.0%	+2
Total			10		0.0%	0
GRAND TOTAL			1,023	▲	42.7%	+306

Filings by Major Case Category**

Category	Summary	Change	% Change	Absolute Change
Felony	23	▲	+91.7%	+11
Garnishment	42	▼	+82.6%	+19
General Civil	79	▲	+21.5%	+14
Infraction/Civil Violation	520	▲	+48.6%	+170
Landlord /Tenant	21	▲	+23.5%	+4
Misdemeanor	277	▲	+69.9%	+114
Other	48	▲	-32.4%	-23
Protective Orders	13	▼	-18.8%	-3
GRAND TOTAL	1,023	▲	42.7%	+306

* Compared to same time period as previous year

** Case Type Categories are defined in the 2017 Virginia Judicial Workload Assessment

Source: SCV-SQL-Information

* Compared to same time period as previous year



** Case Type Categories are defined in the 2017 Virginia Judicial Workload Assessment
Source: SCV-SQL-Information

CPSS - GCMS CASELOAD STATISTICS OF THE GENERAL DISTRICT COURTS

January 2024 thru June 2024 Filings (Compared to January 2023 thru June 2023)

New Kent

District: 9 FIPS: 127

2024 Overall GRAND TOTAL		Distribution of Caseload			Change*		Percentage (%) of Caseload		
5,086	-1,066	Criminal	629	12%	16.9% ▲	+91	Criminal	2023 8.7%	2024 12.4%
		Traffic	3,937	77%	-24.1% ▼	-1,253	Traffic	84.4%	77.4%
		Civil	513	10%	24.8% ▲	+102	Civil	6.7%	10.1%
		Civil Commitments	7	0%	-46.2% ▼	-6	Civil Commitments	0.2%	0.1%
		GRAND TOTAL	5,086	100%	-17.3% ▼	-1,066	GRAND TOTAL	100%	100%

Filings by Division & Code

Division	Case Type Description	Code	Summary	Change	% Change	Absolute Change
Criminal	Misdemeanor	M	379	▲	+20.3%	+64
	Felony	F	139	▼	-19.7%	-34
	Capias	CA	58	▲	+100.0%	+29
	Civil Violation	CV	29	▲	+123.1%	+16
	Show Cause	SC	24	▲	+200.0%	+16
	Total			629	▲	16.9%
Traffic	Infraction	I	2,495	▼	-28.9%	-1,015
	Misdemeanor	M	1,314	▼	-13.8%	-211
	Capias	CA	68	▼	-26.1%	-24
	Show Cause	SC	35	▼	-30.0%	-15
	Civil Violation	CV	15	▲	+1,400.0%	+14
	Felony	F	10	▼	-16.7%	-2
	Total			3,937	▼	-24.1%
Civil	Warrant in Debt	WD	220	▲	+26.4%	+46
	Garnishment	GA	129	▲	+18.3%	+20
	Admin License	AL	53	▲	+71.0%	+22
	Other	OT	24	▲	+4.3%	+1
	Preliminary Protective Order	PP	22	▲	+175.0%	+14
	Unlawful Detainer	UD	21	▲	+5.0%	+1
	Impoundment	IM	9	▼	-55.0%	-11
	Protective Order	PO	9	↔		-
	Abstract	AJ	6	↔		-
	Bond Forfeiture	BF	5	▲	+400.0%	+4
	Interrogatory	IN	5	▲	+150.0%	+3
	Show Cause	SC	4	↔		-
	Detinue	DT	3	▲	-	+3
	Motion for Judgment	MJ	3	▲	+50.0%	+1
	Counter Claim	CC	0	▼	-100.0%	-1
	Tenants Assertion	TA	0	▼	-100.0%	-1
Total			513	▲	24.8%	+102
Civil Commitments	Emergency Custody Order	EC	4	▼	-33.3%	-2
	Temporary Detention Order	TD	3	▼	-25.0%	-1
	Mental Commitment	MC	0	▼	-100.0%	-1
	Petition	PT	0	▼	-100.0%	-2
	Total			7	▼	-46.2%
GRAND TOTAL			5,086	▼	-17.3%	-1,066

Filings by Major Case Category**

Category	Summary	Change	% Change	Absolute Change
Felony	149	▼	-19.5%	-36
Garnishment	134	▲	+20.7%	+23
General Civil	234	▲	+25.8%	+48
Infraction/Civil Violation	2,539	▲	-28.0%	-985
Involuntary Civil Commitments	0	▼	-100.0%	-2
Landlord /Tenant	21	▼		0
Misdemeanor	1,693	▲	-8.0%	-147
Other	285	▲	+7.1%	+19

* Compared to same time period as previous year

** Case Type Categories are defined in the 2017 Virginia Judicial Workload Assessment

CPSS - GCMS CASELOAD STATISTICS OF THE GENERAL DISTRICT COURTS

January 2024 thru June 2024 Filings (Compared to January 2023 thru June 2023)

New Kent

District: 9 FIPS: 127



Protective Orders	31	▲	+82.4%	+14
GRAND TOTAL	5,086	▼	-17.3%	-1,066

* Compared to same time period as previous year

** Case Type Categories are defined in the 2017 Virginia Judicial Workload Assessment
Source: SCV-SQL-Information

CPSS - GCMS CASELOAD STATISTICS OF THE GENERAL DISTRICT COURTS

January 2024 thru June 2024 Filings (Compared to January 2023 thru June 2023)

2024 Overall GRAND TOTAL		Distribution of Caseload			Change*		Percentage (%) of Caseload		
10,152	+2,195	Criminal	1,460	14%	5.9% ▲	+81	Criminal	2023	2024
		Traffic	5,039	50%	57.2% ▲	+1,834	Traffic	17.3%	14.4%
		Civil	2,532	25%	12.8% ▲	+288	Civil	40.3%	49.6%
		Civil Commitments	1,121	11%	-0.7% ▼	-8	Civil Commitments	28.2%	24.9%
		GRAND TOTAL	10,152	100%	27.6% ▲	+2,195	GRAND TOTAL	14.2%	11.0%
								100%	100%

Filings by Division & Code

Division	Case Type Description	Code	Summary	Change	% Change	Absolute Change
Criminal	Misdemeanor	M	872	▲	+7.1%	+58
	Felony	F	324	▲	+21.8%	+58
	Capias	CA	157	▲	+9.8%	+14
	Show Cause	SC	64	▼	-36.6%	-37
	Civil Violation	CV	24	▼	-27.3%	-9
	Motion	MO	19	▼	-13.6%	-3
	Total			1,460	▲	5.9%
Traffic	Infraction	I	3,826	▲	+61.8%	+1,461
	Misdemeanor	M	1,080	▲	+41.7%	+318
	Show Cause	SC	43	▲	+16.2%	+6
	Civil Violation	CV	40	▲	-	+40
	Capias	CA	29	▲	+26.1%	+6
	Felony	F	19	▲	+11.8%	+2
	Restricted Operators License	RL	2	▲	+100.0%	+1
	Total			5,039	▲	57.2%
Civil	Warrant in Debt	WD	977	▲	+42.2%	+290
	Unlawful Detainer	UD	616	▲	+8.5%	+48
	Garnishment	GA	535	▲	+10.8%	+52
	Other	OT	111	▲	-31.1%	-50
	Preliminary Protective Order	PP	63	▼	-7.4%	-5
	Protective Order	PO	53	▼	-14.5%	-9
	Admin License	AL	47	▼	-43.4%	-36
	Interrogatory	IN	31	▲	+19.2%	+5
	Impoundment	IM	21	▲	+31.3%	+5
	Show Cause	SC	19	▲	+171.4%	+12
	Detinue	DT	17	▲	+183.3%	+11
	Bond Forfeiture	BF	14	▲	-	+14
	Motion for Judgment	MJ	11	▼	-66.7%	-22
	Abstract	AJ	8	▼	-72.4%	-21
	Tenants Assertion	TA	5	▼	-54.5%	-6
	Counter Claim	CC	2	▼	-50.0%	-2
	Overweight	OC	1	▲	-	+1
Petition-Restore Arms	PR	1	▲	-	+1	
Total			2,532	▲	12.8%	+288
Civil Commitments	Mental Commitment	MC	682	▼	-3.1%	-22
	Other	OT	308	▲	+1.3%	+4
	Temporary Detention Order	TD	101	▲	+1.0%	+1
	Emergency Custody Order	EC	30	▲	+42.9%	+9
Total			1,121	▼	-0.7%	-8
GRAND TOTAL			10,152	▲	27.6%	+2,195

Filings by Major Case Category**

Category	Summary	Change	% Change	Absolute Change
Felony	343	▲	+21.2%	+60
Garnishment	566	▲	+11.2%	+57
General Civil	1,023	▲	+39.6%	+290
Infraction/Civil Violation	3,891	▲	+62.3%	+1,493
Involuntary Civil Commitments	308	▲	+1.3%	+4

* Compared to same time period as previous year

** Case Type Categories are defined in the 2017 Virginia Judicial Workload Assessment

CPSS - GCMS CASELOAD STATISTICS OF THE GENERAL DISTRICT COURTS
 January 2024 thru June 2024 Filings (Compared to January 2023 thru June 2023)

Landlord /Tenant	621	▼	+7.3%	+42
Misdemeanor	1,954	▲	+23.9%	+377
Other	1,330	▲	-7.9%	-114
Protective Orders	116	▼	-10.8%	-14
GRAND TOTAL	10,152	▲	27.6%	+2,195

* Compared to same time period as previous year



** Case Type Categories are defined in the 2017 Virginia Judicial Workload Assessment
 Source: SCV-SQL-Information

CPSS - GCMS CASELOAD STATISTICS OF THE GENERAL DISTRICT COURTS

January 2024 thru June 2024 Filings (Compared to January 2023 thru June 2023)

York

District: 9 FIPS: 199

2024 Overall GRAND TOTAL		Distribution of Caseload			Change*		Percentage (%) of Caseload		
10,698	+1,890	Criminal	1,219	11%	3.6% ▲	+42	Criminal	2023	2024
		Traffic	7,368	69%	26.9% ▲	+1,564	Traffic	13.4%	11.4%
		Civil	2,049	19%	14.7% ▲	+262	Civil	65.9%	68.9%
		Civil Commitments	62	1%	55.0% ▲	+22	Civil Commitments	20.3%	19.2%
		GRAND TOTAL	10,698	100%	21.5% ▲	+1,890	GRAND TOTAL	0.5%	0.6%
							GRAND TOTAL	100%	100%

Filings by Division & Code

Division	Case Type Description	Code	Summary	Change	% Change	Absolute Change
Criminal	Misdemeanor	M	697	▼	-1.7%	-12
	Felony	F	336	▲	+17.9%	+51
	Capias	CA	113	▲	+11.9%	+12
	Show Cause	SC	45	▼	-13.5%	-7
	Civil Violation	CV	28	▼	-6.7%	-2
	Total			1,219	▲	3.6%
Traffic	Infraction	I	5,753	▲	+28.0%	+1,258
	Misdemeanor	M	1,569	▲	+25.9%	+323
	Capias	CA	21	▼	-30.0%	-9
	Felony	F	17	▼	-10.5%	-2
	Show Cause	SC	8	▼	-38.5%	-5
	Restricted Operators License	RL	0	▼	-100.0%	-1
	Total			7,368	▲	26.9%
Civil	Warrant in Debt	WD	825	▲	+26.5%	+173
	Garnishment	GA	487	▼	-0.2%	-1
	Unlawful Detainer	UD	374	▼	-0.5%	-2
	Other	OT	106	▲	+53.6%	+37
	Admin License	AL	58	▲	+75.8%	+25
	Impoundment	IM	39	▲	+95.0%	+19
	Preliminary Protective Order	PP	37	▲	+37.0%	+10
	Abstract	AJ	33	▲	+94.1%	+16
	Protective Order	PO	30	▼	-9.1%	-3
	Interrogatory	IN	20	▲	+81.8%	+9
	Zoning Violation	ZO	12	▼	-47.8%	-11
	Motion for Judgment	MJ	11	▼	-31.3%	-5
	Show Cause	SC	7	▼	-30.0%	-3
	Detinue	DT	6	▲	+200.0%	+4
	Counter Claim	CC	2	▼	-33.3%	-1
	Overweight	OC	1	▲	-	+1
	Petition-Restore Arms	PR	1	↔	-	-
	Capias	CA	0	▼	-100.0%	-1
	Restricted Operators License	RL	0	▼	-100.0%	-1
	Tenants Assertion	TA	0	▼	-100.0%	-4
Total			2,049	▲	14.7%	+262
Civil Commitments	Temporary Detention Order	TD	43	▲	+65.4%	+17
	Emergency Custody Order	EC	15	▲	+50.0%	+5
	Medical Emergency Temporary Detention Order	MT	4	↔	-	-
	Total			62	▲	55.0%
GRAND TOTAL			10,698	▲	21.5%	+1,890

Filings by Major Case Category**

Category	Summary	Change	% Change	Absolute Change
Felony	353	▲	+16.1%	+49
Garnishment	507	▲	+1.6%	+8
General Civil	853	▲	+25.6%	+174
Infraction/Civil Violation	5,782	▲	+27.8%	+1,257
Landlord /Tenant	374	▼	-1.6%	-6
Misdemeanor	2,278	▼	+15.1%	+298

* Compared to same time period as previous year

** Case Type Categories are defined in the 2017 Virginia Judicial Workload Assessment

CPSS - GCMS CASELOAD STATISTICS OF THE GENERAL DISTRICT COURTS

January 2024 thru June 2024 Filings (Compared to January 2023 thru June 2023)

York

District: 9 FIPS: 199

Other	484	▲	+27.0%	+103
Protective Orders	67	▲	+11.7%	+7
GRAND TOTAL	10,698	▲	21.5%	+1,890

* Compared to same time period as previous year

** Case Type Categories are defined in the 2017 Virginia Judicial Workload Assessment
Source: SCV-SQL-Information

2024 Overall GRAND TOTAL		Distribution of Caseload			Change*		Percentage (%) of Caseload		
2,048	+15	Criminal	206	10%	-44.6% ▼	-166	Criminal	2023	2024
		Traffic	1,285	63%	2.8% ▲	+35	Traffic	18.3%	10.1%
2024		Civil	540	26%	37.4% ▲	+147	Civil	61.5%	62.7%
2023		Civil Commitments	17	1%	-5.6% ▼	-1	Civil Commitments	19.3%	26.4%
		GRAND TOTAL	2,048	100%	0.7% ▲	+15	GRAND TOTAL	100%	100%

Filings by Division & Code

Division	Case Type Description	Code	Summary	Change	% Change	Absolute Change
Criminal	Misdemeanor	M	113	▼	-56.5%	-147
	Felony	F	41	▼	-8.9%	-4
	Capias	CA	29	▲	+16.0%	+4
	Show Cause	SC	18	▼	-25.0%	-6
	Civil Violation	CV	5	▼	-72.2%	-13
	Total			206	▼	-44.6%
Traffic	Infraction	I	1,077	▲	+5.5%	+56
	Misdemeanor	M	190	▼	-1.6%	-3
	Show Cause	SC	10	↔		-
	Capias	CA	5	▼	-50.0%	-5
	Felony	F	3	▼	-81.3%	-13
	Total			1,285	▲	2.8%
Civil	Warrant in Debt	WD	276	▲	+74.7%	+118
	Garnishment	GA	115	▼	-10.2%	-13
	Detinue	DT	38	▲	+216.7%	+26
	Preliminary Protective Order	PP	23	▲	+109.1%	+12
	Protective Order	PO	22	▲	+100.0%	+11
	Unlawful Detainer	UD	21	▼	-38.2%	-13
	Other	OT	17	▲	+21.4%	+3
	Admin License	AL	7	▼	-50.0%	-7
	Show Cause	SC	7	▲	+133.3%	+4
	Bond Forfeiture	BF	5	▲	+66.7%	+2
	Abstract	AJ	3	↔		-
	Impoundment	IM	2	↔		-
	Interrogatory	IN	2	▲	-	+2
	Restricted Operators License	RL	1	▲	-	+1
	Zoning Violation	ZO	1	▲	-	+1
Total			540	▲	37.4%	+147
Civil Commitments	Emergency Custody Order	EC	12	▲	+100.0%	+6
	Temporary Detention Order	TD	5	▼	-50.0%	-5
	Mental Commitment	MC	0	▼	-100.0%	-2
	Total			17	▼	-5.6%
GRAND TOTAL			2,048	▲	0.7%	+15



Filings by Major Case Category**

Category	Summary	Change	% Change	Absolute Change
Felony	44	▼	-27.9%	-17
Garnishment	117	▲	-8.6%	-11
General Civil	316	▲	+85.9%	+146
Infraction/Civil Violation	1,082	▼	+4.1%	+43
Landlord /Tenant	21	▼	-38.2%	-13
Misdemeanor	305	▲	-32.7%	-148
Other	118	▲	-6.3%	-8
Protective Orders	45	▲	+104.5%	+23
GRAND TOTAL	2,048	▲	0.7%	+15

* Compared to same time period as previous year

** Case Type Categories are defined in the 2017 Virginia Judicial Workload Assessment

Source: SCV-SQL-Information

2024 Overall GRAND TOTAL		Distribution of Caseload			Change*		Percentage (%) of Caseload		
1,909	+222	Criminal	258	14%	-7.5% ▼	-21	Criminal	2023	2024
		Traffic	1,280	67%	17.2% ▲	+188	Traffic	16.5%	13.5%
		Civil	356	19%	21.1% ▲	+62	Civil	64.7%	67.1%
		Civil Commitments	15	1%	-31.8% ▼	-7	Civil Commitments	17.4%	18.6%
		GRAND TOTAL	1,909	100%	13.2% ▲	+222	GRAND TOTAL	1.3%	0.8%
							GRAND TOTAL	100%	100%

Filings by Division & Code

Division	Case Type Description	Code	Summary	Change	% Change	Absolute Change
Criminal	Misdemeanor	M	144	▼	-14.8%	-25
	Felony	F	81	▲	+14.1%	+10
	Show Cause	SC	16	▼	-20.0%	-4
	Capias	CA	11	▼	-26.7%	-4
	Civil Violation	CV	6	▲	+50.0%	+2
	Total			258	▼	-7.5%
Traffic	Infraction	I	1,025	▲	+11.2%	+103
	Misdemeanor	M	245	▲	+45.8%	+77
	Show Cause	SC	5	▲	+150.0%	+3
	Civil Violation	CV	3	▲	-	+3
	Capias	CA	1	▲	-	+1
	Felony	F	1	▲	-	+1
	Total			1,280	▲	17.2%
Civil	Warrant in Debt	WD	161	▲	+37.6%	+44
	Garnishment	GA	72	▲	+18.0%	+11
	Impoundment	IM	28	▲	+154.5%	+17
	Other	OT	26	▲	+4.0%	+1
	Unlawful Detainer	UD	23	▼	-36.1%	-13
	Admin License	AL	14	▲	+16.7%	+2
	Preliminary Protective Order	PP	11	▼	-8.3%	-1
	Protective Order	PO	10	▲	+42.9%	+3
	Detinue	DT	7	▲	+40.0%	+2
	Show Cause	SC	2	▼	-60.0%	-3
	Bond Forfeiture	BF	1	▲	-	+1
	Interrogatory	IN	1	▲	-	+1
	Motion for Judgment	MJ	0	▼	-100.0%	-2
	Overweight	OC	0	▼	-100.0%	-1
	Total			356	▲	21.1%
Civil Commitments	Temporary Detention Order	TD	13	▼	-18.8%	-3
	Emergency Custody Order	EC	2	▼	-60.0%	-3
	Petition	PT	0	▼	-100.0%	-1
Total			15	▼	-31.8%	-7
GRAND TOTAL			1,909	▲	13.2%	+222

Filings by Major Case Category**


Category	Summary	Change	% Change	Absolute Change
Felony	82	▲	+15.5%	+11
Garnishment	73	▲	+19.7%	+12
General Civil	170	▼	+34.9%	+44
Infraction/Civil Violation	1,034	▲	+11.5%	+107
Involuntary Civil Commitments	0	▼	-100.0%	-1
Landlord /Tenant	23	▼	-36.1%	-13
Misdemeanor	389	▲	+15.4%	+52
Other	117	▲	+7.3%	+8
Protective Orders	21	▲	+10.5%	+2
GRAND TOTAL	1,909	▲	13.2%	+222

* Compared to same time period as previous year

** Case Type Categories are defined in the 2017 Virginia Judicial Workload Assessment

* Compared to same time period as previous year

** Case Type Categories are defined in the 2017 Virginia Judicial Workload Assessment
Source: SCV-SQL-Information

2024 Overall GRAND TOTAL		Distribution of Caseload			Change*		Percentage (%) of Caseload		
1,879	-870	Criminal	200	11%	15.6% ▲	+27	Criminal	2023	2024
		Traffic	1,373	73%	-39.9% ▼	-911	Traffic	6.3%	10.6%
		Civil	296	16%	3.1% ▲	+9	Civil	83.1%	73.1%
		Civil Commitments	10	1%	100.0% ▲	+5	Civil Commitments	10.4%	15.8%
		GRAND TOTAL	1,879	100%	-31.6% ▼	-870	GRAND TOTAL	100%	100%

Filings by Division & Code

Division	Case Type Description	Code	Summary	Change	% Change	Absolute Change
Criminal	Misdemeanor	M	95	▼	-10.4%	-11
	Felony	F	78	▲	+81.4%	+35
	Show Cause	SC	17	▲	+21.4%	+3
	Capias	CA	7	▼	-30.0%	-3
	Civil Violation	CV	3	▲	-	+3
	Total			200	▲	15.6%
Traffic	Infraction	I	1,143	▼	-42.6%	-847
	Misdemeanor	M	211	▼	-23.8%	-66
	Show Cause	SC	9	↔	-	-
	Felony	F	6	▲	+100.0%	+3
	Capias	CA	4	▼	-20.0%	-1
	Total			1,373	▼	-39.9%
Civil	Warrant in Debt	WD	160	▲	+25.0%	+32
	Garnishment	GA	66	▲	+13.8%	+8
	Other	OT	28	▼	+16.7%	+4
	Unlawful Detainer	UD	14	▼	-51.7%	-15
	Protective Order	PO	7	▼	-50.0%	-7
	Admin License	AL	5	▼	-16.7%	-1
	Preliminary Protective Order	PP	5	▼	-61.5%	-8
	Bond Forfeiture	BF	4	▲	+300.0%	+3
	Impoundment	IM	4	▼	-60.0%	-6
	Detinue	DT	2	▲	+100.0%	+1
	Abstract	AJ	1	▲	-	+1
	Interrogatory	IN	0	▼	-100.0%	-2
	Show Cause	SC	0	▼	-100.0%	-1
	Total			296	▲	3.1%
Civil Commitments	Temporary Detention Order	TD	9	▲	+80.0%	+4
	Emergency Custody Order	EC	1	▲	-	+1
	Total		10	▲	100.0%	+5
GRAND TOTAL			1,879	▼	-31.6%	-870


Filings by Major Case Category**

Category	Summary	Change	% Change	Absolute Change
Felony	84	▲	+82.6%	+38
Garnishment	66	▼	+10.0%	+6
General Civil	163	▲	+23.5%	+31
Infraction/Civil Violation	1,146	▲	-42.4%	-844
Landlord /Tenant	14	▼	-51.7%	-15
Misdemeanor	306	▼	-20.1%	-77
Other	88	▲	+7.3%	+6
Protective Orders	12	▼	-55.6%	-15
GRAND TOTAL	1,879	▼	-31.6%	-870

* Compared to same time period as previous year

** Case Type Categories are defined in the 2017 Virginia Judicial Workload Assessment

Source: SCV-SQL-Information

2024 Overall GRAND TOTAL		Distribution of Caseload			Change*		Percentage (%) of Caseload		
1,457	-611	Criminal	125	9%	7.8% ▲	+9	Criminal	2023	2024
		Traffic	1,073	74%	-38.5% ▼	-672	Traffic	5.6%	8.6%
2024		Civil	250	17%	27.6% ▲	+54	Civil	84.4%	73.6%
2023		Civil Commitments	9	1%	-18.2% ▼	-2	Civil Commitments	9.5%	17.2%
		GRAND TOTAL	1,457	100%	-29.5% ▼	-611	GRAND TOTAL	0.5%	0.6%
								100%	100%

Filings by Division & Code

Division	Case Type Description	Code	Summary	Change	% Change	Absolute Change
Criminal	Misdemeanor	M	94	▲	+44.6%	+29
	Felony	F	16	▼	-54.3%	-19
	Show Cause	SC	11	▲	+57.1%	+4
	Capias	CA	2	▼	-71.4%	-5
	Civil Violation	CV	2	↔		-
	Total			125	▲	7.8%
Traffic	Infraction	I	913	▼	-39.3%	-591
	Misdemeanor	M	155	▼	-33.5%	-78
	Show Cause	SC	3	▼	-50.0%	-3
	Capias	CA	2	↔		-
	Total			1,073	▼	-38.5%
Civil	Warrant in Debt	WD	120	▲	+96.7%	+59
	Garnishment	GA	63	▼	-6.0%	-4
	Other	OT	19	▼	+26.7%	+4
	Unlawful Detainer	UD	17	▼	-5.6%	-1
	Preliminary Protective Order	PP	12	▼	-25.0%	-4
	Abstract	AJ	3	▲	-	+3
	Admin License	AL	3	▼	-25.0%	-1
	Impoundment	IM	3	▼	-62.5%	-5
	Protective Order	PO	3	▼	-25.0%	-1
	Detinue	DT	2	▲	+100.0%	+1
	Show Cause	SC	2	▲	+100.0%	+1
	Interrogatory	IN	1	↔		-
	Overweight	OC	1	▲	-	+1
	Restricted Operators License	RL	1	▲	-	+1
	Total			250	▲	27.6%
Civil Commitments	Temporary Detention Order	TD	7	▼	-12.5%	-1
	Emergency Custody Order	EC	2	▼	-33.3%	-1
	Total			9	▼	-18.2%
GRAND TOTAL			1,457	▼	-29.5%	-611

Filings by Major Case Category**

Category	Summary	Change	% Change	Absolute Change
Felony	16	▼	-54.3%	-19
Garnishment	64	▼	-5.9%	-4
General Civil	122	▲	+93.7%	+59
Infraction/Civil Violation	916	▲	-39.2%	-590
Landlord /Tenant	17	▼	-5.6%	-1
Misdemeanor	250	▲	-16.1%	-48
Other	57	▲	-5.0%	-3
Protective Orders	15	▼	-25.0%	-5
GRAND TOTAL	1,457	▼	-29.5%	-611

* Compared to same time period as previous year

** Case Type Categories are defined in the 2017 Virginia Judicial Workload Assessment



Source: SCV-SQL-Information

CPSS - GCMS CASELOAD STATISTICS OF THE GENERAL DISTRICT COURTS

January 2024 thru June 2024 Filings (Compared to January 2023 thru June 2023)

Halifax

District: 10 FIPS: 083

2024 Overall GRAND TOTAL		Distribution of Caseload			Change*		Percentage (%) of Caseload			
4,994	-430	Criminal	756	15%	-13.5%	▼	-118	Criminal	2023: 16.1%	2024: 15.1%
		Traffic	3,154	63%	-12.1%	▼	-435	Traffic	66.2%	63.2%
		Civil	1,031	21%	12.6%	▲	+115	Civil	16.9%	20.6%
		Civil Commitments	53	1%	17.8%	▲	+8	Civil Commitments	0.8%	1.1%
		GRAND TOTAL	4,994	100%	-7.9%	▼	-430	GRAND TOTAL	100%	100%

Filings by Division & Code

Division	Case Type Description	Code	Summary	Change	% Change	Absolute Change
Criminal	Misdemeanor	M	451	▲	+0.4%	+2
	Felony	F	137	▼	-41.7%	-98
	Capias	CA	73	▼	-7.6%	-6
	Show Cause	SC	66	▼	-8.3%	-6
	Civil Violation	CV	23	▼	-28.1%	-9
	Restricted Operators License	RL	6	▼	-14.3%	-1
	Total			756	▼	-13.5%
Traffic	Infraction	I	2,454	▼	-17.2%	-509
	Misdemeanor	M	626	▲	+11.2%	+63
	Show Cause	SC	37	▲	+42.3%	+11
	Capias	CA	27	▲	+35.0%	+7
	Restricted Operators License	RL	6	▲	+20.0%	+1
	Felony	F	2	▼	-83.3%	-10
	Civil Violation	CV	1	▲	-	+1
	Motion	MO	1	▲	-	+1
Total			3,154	▼	-12.1%	-435
Civil	Warrant in Debt	WD	469	▲	+27.4%	+101
	Garnishment	GA	282	▲	+16.0%	+39
	Other	OT	80	▲	+6.7%	+5
	Unlawful Detainer	UD	51	▼	-33.8%	-26
	Admin License	AL	42	▲	+7.7%	+3
	Preliminary Protective Order	PP	37	▲	+27.6%	+8
	Detinue	DT	34	▼	-30.6%	-15
	Protective Order	PO	17	▲	+88.9%	+8
	Bond Forfeiture	BF	7	▼	-22.2%	-2
	Impoundment	IM	6	▼	-45.5%	-5
	Show Cause	SC	3	▲	-	+3
	Abstract	AJ	1	▼	-80.0%	-4
	Interrogatory	IN	1	▲	-	+1
	Petition-Restore Arms	PR	1	▲	-	+1
	Motion for Judgment	MJ	0	▼	-100.0%	-1
	Overweight	OC	0	▼	-100.0%	-1
Total			1,031	▲	12.6%	+115
Civil Commitments	Temporary Detention Order	TD	29	▲	+16.0%	+4
	Emergency Custody Order	EC	23	▲	+21.1%	+4
	Mental Commitment	MC	1	▲	-	+1
	Medical Emergency Temporary Detention Order	MT	0	▼	-100.0%	-1
Total			53	▲	17.8%	+8
GRAND TOTAL			4,994	▼	-7.9%	-430

Filings by Major Case Category**

Category	Summary	Change	% Change	Absolute Change
Felony	139	▼	-43.7%	-108
Garnishment	283	▲	+16.5%	+40
General Civil	509	▲	+20.9%	+88
Infraction/Civil Violation	2,478	▲	-17.3%	-518
Landlord /Tenant	51	▼	-33.8%	-26
Misdemeanor	1,089	▲	+6.3%	+65

* Compared to same time period as previous year

** Case Type Categories are defined in the 2017 Virginia Judicial Workload Assessment

CPSS - GCMS CASELOAD STATISTICS OF THE GENERAL DISTRICT COURTS

January 2024 thru June 2024 Filings (Compared to January 2023 thru June 2023)



Other	391	▲	+3.4%	+13
Protective Orders	54	▲	+42.1%	+16
GRAND TOTAL	4,994	▼	-7.9%	-430

* Compared to same time period as previous year

** Case Type Categories are defined in the 2017 Virginia Judicial Workload Assessment
Source: SCV-SQL-Information

CPSS - GCMS CASELOAD STATISTICS OF THE GENERAL DISTRICT COURTS

January 2024 thru June 2024 Filings (Compared to January 2023 thru June 2023)

2024 Overall GRAND TOTAL		Distribution of Caseload			Change*		Percentage (%) of Caseload		
1,165	+202	Criminal	202	17%	53.0% ▲	+70	Criminal	2023	2024
		Traffic	717	62%	19.1% ▲	+115	Traffic	13.7%	17.3%
		Civil	243	21%	8.0% ▲	+18	Civil	62.5%	61.5%
		Civil Commitments	3	0%	-25.0% ▼	-1	Civil Commitments	23.4%	20.9%
		GRAND TOTAL	1,165	100%	21.0% ▲	+202	GRAND TOTAL	100%	100%

Filings by Division & Code

Division	Case Type Description	Code	Summary	Change	% Change	Absolute Change	
Criminal	Misdemeanor	M	122	▲	+71.8%	+51	
	Felony	F	44	▲	+76.0%	+19	
	Show Cause	SC	19	▲	+11.8%	+2	
	Capias	CA	12	▲	+20.0%	+2	
	Civil Violation	CV	5	▼	-44.4%	-4	
	Total			202	▲	53.0%	+70
Traffic	Infraction	I	563	▲	+22.4%	+103	
	Misdemeanor	M	150	▲	+9.5%	+13	
	Show Cause	SC	2	↔		-	
	Capias	CA	1	↔		-	
	Felony	F	1	▼	-50.0%	-1	
	Total			717	▲	19.1%	+115
Civil	Warrant in Debt	WD	112	▲	+43.6%	+34	
	Garnishment	GA	54	▼	-5.3%	-3	
	Other	OT	26	▲	-3.7%	-1	
	Unlawful Detainer	UD	25	▼	-7.4%	-2	
	Preliminary Protective Order	PP	12	▼	-20.0%	-3	
	Protective Order	PO	10	▼	-23.1%	-3	
	Interrogatory	IN	2	▲	-	+2	
	Admin License	AL	1	↔		-	
	Detinue	DT	1	▼	-66.7%	-2	
	Abstract	AJ	0	▼	-100.0%	-2	
	Motion for Judgment	MJ	0	▼	-100.0%	-1	
	Petition-Restore Arms	PR	0	▼	-100.0%	-1	
	Total			243	▲	8.0%	+18
	Civil Commitments	Emergency Custody Order	EC	2	↔		-
Temporary Detention Order		TD	1	▼	-50.0%	-1	
Total			3	▼	-25.0%	-1	
GRAND TOTAL			1,165	▲	21.0%	+202	

Filings by Major Case Category**



Category	Summary	Change	% Change	Absolute Change	
Felony	45	▲	+66.7%	+18	
Garnishment	56	▲	-1.8%	-1	
General Civil	114	▲	+37.3%	+31	
Infraction/Civil Violation	568	▼	+21.1%	+99	
Landlord /Tenant	25	▼	-7.4%	-2	
Misdemeanor	272	▲	+30.8%	+64	
Other	63	▼	-1.6%	-1	
Protective Orders	22	▼	-21.4%	-6	
GRAND TOTAL		1,165	▲	21.0%	+202

* Compared to same time period as previous year

** Case Type Categories are defined in the 2017 Virginia Judicial Workload Assessment

CPSS - GCMS CASELOAD STATISTICS OF THE GENERAL DISTRICT COURTS

January 2024 thru June 2024 Filings (Compared to January 2023 thru June 2023)

2024 Overall GRAND TOTAL		Distribution of Caseload			Change*		Percentage (%) of Caseload		
7,710	+502	Criminal	735	10%	-0.4% ▼	-3	Criminal	2023	2024
		Traffic	5,895	76%	6.2% ▲	+343	Traffic	10.2%	9.5%
		Civil	1,027	13%	17.9% ▲	+156	Civil	77.0%	76.5%
		Civil Commitments	53	1%	12.8% ▲	+6	Civil Commitments	12.1%	13.3%
		GRAND TOTAL	7,710	100%	7.0% ▲	+502	GRAND TOTAL	0.7%	0.7%
							GRAND TOTAL	100%	100%

Filings by Division & Code

Division	Case Type Description	Code	Summary	Change	% Change	Absolute Change
Criminal	Misdemeanor	M	438	▲	+8.1%	+33
	Felony	F	146	▼	-24.4%	-47
	Show Cause	SC	71	▼	-4.1%	-3
	Capias	CA	63	▲	+21.2%	+11
	Civil Violation	CV	17	▲	+21.4%	+3
	Total			735	▼	-0.4%
Traffic	Infraction	I	4,412	▲	+3.3%	+140
	Misdemeanor	M	1,451	▲	+15.3%	+192
	Show Cause	SC	14	▲	+55.6%	+5
	Capias	CA	8	▲	+33.3%	+2
	Felony	F	8	▲	+60.0%	+3
	Civil Violation	CV	2	▲	+100.0%	+1
	Total			5,895	▲	6.2%
Civil	Warrant in Debt	WD	426	▲	+62.0%	+163
	Garnishment	GA	253	▲	+22.8%	+47
	Unlawful Detainer	UD	90	▼	-32.3%	-43
	Detinue	DT	71	▼	-15.5%	-13
	Other	OT	57	▼	+7.5%	+4
	Protective Order	PO	26	▲	+4.0%	+1
	Preliminary Protective Order	PP	25	▼	-19.4%	-6
	Bond Forfeiture	BF	23	▼	-17.9%	-5
	Admin License	AL	22	▼	-4.3%	-1
	Impoundment	IM	13	▲	+85.7%	+6
	Abstract	AJ	7	▼	-30.0%	-3
	Motion for Judgment	MJ	6	▲	+500.0%	+5
	Interrogatory	IN	4	▲	+33.3%	+1
	Show Cause	SC	3	↔		-
	Petition-Restore Arms	PR	1	▲	-	+1
	Tenants Assertion	TA	0	▼	-100.0%	-1
Total			1,027	▲	17.9%	+156
Civil Commitments	Temporary Detention Order	TD	32	▲	+10.3%	+3
	Emergency Custody Order	EC	20	▲	+11.1%	+2
	Mental Commitment	MC	1	▲	-	+1
	Total			53	▲	12.8%
GRAND TOTAL			7,710	▲	7.0%	+502

Filings by Major Case Category**



Category	Summary	Change	% Change	Absolute Change
Felony	154	▲	-22.2%	-44
Garnishment	257	▲	+23.0%	+48
General Civil	506	▲	+44.2%	+155
Infraction/Civil Violation	4,431	▲	+3.4%	+144
Landlord /Tenant	90	▼	-32.8%	-44
Misdemeanor	1,889	▲	+13.5%	+225
Other	332	▲	+7.4%	+23
Protective Orders	51	▼	-8.9%	-5
GRAND TOTAL	7,710	▲	7.0%	+502

* Compared to same time period as previous year

** Case Type Categories are defined in the 2017 Virginia Judicial Workload Assessment

* Compared to same time period as previous year

** Case Type Categories are defined in the 2017 Virginia Judicial Workload Assessment
Source: SCV-SQL-Information

2024 Overall GRAND TOTAL		Distribution of Caseload			Change*		Percentage (%) of Caseload		
4,512	-491	Criminal	564	13%	9.3% ▲	+48	Criminal	2023	2024
		Traffic	3,079	68%	-16.9% ▼	-624	Traffic	10.3%	12.5%
		Civil	821	18%	12.2% ▲	+89	Civil	74.0%	68.2%
		Civil Commitments	48	1%	-7.7% ▼	-4	Civil Commitments	14.6%	18.2%
		GRAND TOTAL	4,512	100%	-9.8% ▼	-491	GRAND TOTAL	1.0%	1.1%
							GRAND TOTAL	100%	100%

Filings by Division & Code

Division	Case Type Description	Code	Summary	Change	% Change	Absolute Change
Criminal	Misdemeanor	M	357	▲	+23.1%	+67
	Felony	F	94	▲	+4.4%	+4
	Show Cause	SC	78	▼	-11.4%	-10
	Capias	CA	22	▼	-31.3%	-10
	Civil Violation	CV	13	▼	-18.8%	-3
	Total			564	▲	9.3%
Traffic	Infraction	I	2,731	▼	-18.1%	-604
	Misdemeanor	M	328	▼	-6.3%	-22
	Capias	CA	8	▲	+33.3%	+2
	Felony	F	7	▲	+250.0%	+5
	Show Cause	SC	4	▼	-60.0%	-6
	Civil Violation	CV	1	▲	-	+1
	Total			3,079	▼	-16.9%
Civil	Warrant in Debt	WD	301	▲	+52.0%	+103
	Garnishment	GA	198	▼	-1.0%	-2
	Unlawful Detainer	UD	127	▼	-9.9%	-14
	Detinue	DT	73	▼	-14.1%	-12
	Other	OT	41	▼	+2.5%	+1
	Admin License	AL	36	▼	-26.5%	-13
	Preliminary Protective Order	PP	15	▲	+150.0%	+9
	Show Cause	SC	11	▲	+1,000.0%	+10
	Protective Order	PO	8	▼	-11.1%	-1
	Interrogatory	IN	3	▲	+200.0%	+2
	Motion for Judgment	MJ	3	▲	+200.0%	+2
	Abstract	AJ	2	▲	-	+2
	Tenants Assertion	TA	2	▲	-	+2
	Restricted Operators License	RL	1	▲	-	+1
	Impoundment	IM	0	▼	-100.0%	-1
Total			821	▲	12.2%	+89
Civil Commitments	Temporary Detention Order	TD	31	▼	-3.1%	-1
	Emergency Custody Order	EC	16	▼	-15.8%	-3
	Medical Emergency Temporary Detention Order	MT	1	▲	-	+1
	Medical Emergency Custody Order	ME	0	▼	-100.0%	-1
Total			48	▼	-7.7%	-4
GRAND TOTAL			4,512	▼	-9.8%	-491

Filings by Major Case Category**



Category	Summary	Change	% Change	Absolute Change
Felony	101	▲	+9.8%	+9
Garnishment	201	▲		0
General Civil	377	▲	+31.8%	+91
Infraction/Civil Violation	2,745	▲	-18.1%	-606
Landlord /Tenant	129	▲	-8.5%	-12
Misdemeanor	686	▲	+7.2%	+46
Other	250	▲	-9.7%	-27
Protective Orders	23	▲	+53.3%	+8
GRAND TOTAL	4,512	▼	-9.8%	-491

* Compared to same time period as previous year

** Case Type Categories are defined in the 2017 Virginia Judicial Workload Assessment

* Compared to same time period as previous year

** Case Type Categories are defined in the 2017 Virginia Judicial Workload Assessment
Source: SCV-SQL-Information

2024 Overall GRAND TOTAL		Distribution of Caseload			Change*		Percentage (%) of Caseload		
1,570	+116	Criminal	164	10%	19.7% ▲	+27	Criminal	2023 9.4%	2024 10.4%
		Traffic	1,107	71%	8.1% ▲	+83	Traffic	70.4%	70.5%
		Civil	291	19%	3.2% ▲	+9	Civil	19.4%	18.5%
		Civil Commitments	8	1%	-27.3% ▼	-3	Civil Commitments	0.8%	0.5%
		GRAND TOTAL	1,570	100%	8.0% ▲	+116	GRAND TOTAL	100%	100%

Filings by Division & Code

Division	Case Type Description	Code	Summary	Change	% Change	Absolute Change
Criminal	Misdemeanor	M	83	↔		-
	Felony	F	47	▲	+46.9%	+15
	Show Cause	SC	14	▲	+40.0%	+4
	Capias	CA	13	▲	+225.0%	+9
	Civil Violation	CV	7	▼	-12.5%	-1
	Total			164	▲	19.7%
Traffic	Infraction	I	841	▲	+7.4%	+58
	Misdemeanor	M	242	▲	+10.5%	+23
	Show Cause	SC	12	▲	+20.0%	+2
	Capias	CA	7	▼	-30.0%	-3
	Felony	F	2	↔		-
	Restricted Operators License	RL	2	▲	-	+2
	Civil Violation	CV	1	▲	-	+1
	Total			1,107	▲	8.1%
Civil	Warrant in Debt	WD	155	▲	+13.1%	+18
	Garnishment	GA	83	▲	+25.8%	+17
	Admin License	AL	17	▼	-22.7%	-5
	Unlawful Detainer	UD	15	▼	-31.8%	-7
	Other	OT	6	▲	-53.8%	-7
	Abstract	AJ	4	↔		-
	Protective Order	PO	4	↔		-
	Detinue	DT	3	▲	-	+3
	Impoundment	IM	2	▼	-50.0%	-2
	Preliminary Protective Order	PP	2	▼	-66.7%	-4
	Counter Claim	CC	0	▼	-100.0%	-1
	Interrogatory	IN	0	▼	-100.0%	-1
	Show Cause	SC	0	▼	-100.0%	-2
	Total			291	▲	3.2%
Civil Commitments	Temporary Detention Order	TD	5	▼	-16.7%	-1
	Emergency Custody Order	EC	3	▼	-40.0%	-2
	Total			8	▼	-27.3%
GRAND TOTAL			1,570	▲	8.0%	+116

Filings by Major Case Category**

Category	Summary	Change	% Change	Absolute Change
Felony	49	▲	+44.1%	+15
Garnishment	83	▼	+23.9%	+16
General Civil	159	▲	+16.1%	+22
Infraction/Civil Violation	849	▲	+7.3%	+58
Landlord /Tenant	15	▼	-31.8%	-7
Misdemeanor	327	▲	+8.3%	+25
Other	82	▼	-9.9%	-9
Protective Orders	6	▼	-40.0%	-4
GRAND TOTAL	1,570	▲	8.0%	+116

* Compared to same time period as previous year

** Case Type Categories are defined in the 2017 Virginia Judicial Workload Assessment

2024 Overall GRAND TOTAL		Distribution of Caseload			Change*		Percentage (%) of Caseload		
6,882 +832 		Criminal	606	9%	18.4% ▲	+94	Criminal	2023	2024
		Traffic	4,966	72%	14.5% ▲	+629	Traffic	8.5%	8.8%
		Civil	952	14%	9.3% ▲	+81	Civil	71.7%	72.2%
		Civil Commitments	358	5%	8.5% ▲	+28	Civil Commitments	14.4%	13.8%
		GRAND TOTAL	6,882	100%	13.8% ▲	+832	GRAND TOTAL	5.5%	5.2%
							GRAND TOTAL	100%	100%

Filings by Division & Code

Division	Case Type Description	Code	Summary	Change	% Change	Absolute Change
Criminal	Misdemeanor	M	381	▲	+16.5%	+54
	Felony	F	139	▲	+10.3%	+13
	Capias	CA	61	▲	+79.4%	+27
	Civil Violation	CV	13	▼	-27.8%	-5
	Show Cause	SC	12	▲	+71.4%	+5
	Total			606	▲	18.4%
Traffic	Infraction	I	3,561	▲	+16.9%	+514
	Misdemeanor	M	1,341	▲	+7.5%	+94
	Capias	CA	61	▲	+79.4%	+27
	Show Cause	SC	2	▲	+100.0%	+1
	Restricted Operators License	RL	1	▼	-80.0%	-4
	Civil Violation	CV	0	▼	-100.0%	-3
	Total			4,966	▲	14.5%
Civil	Warrant in Debt	WD	382	▲	+15.4%	+51
	Garnishment	GA	345	▲	+31.7%	+83
	Unlawful Detainer	UD	101	▼	-25.7%	-35
	Other	OT	46	▼	-24.6%	-15
	Preliminary Protective Order	PP	16	▼	-27.3%	-6
	Protective Order	PO	12	↔		-
	Admin License	AL	11	▼	-38.9%	-7
	Show Cause	SC	11	▼	-21.4%	-3
	Abstract	AJ	7	▲	+133.3%	+4
	Motion for Judgment	MJ	7	▲	+133.3%	+4
	Detinue	DT	5	▲	+25.0%	+1
	Impoundment	IM	3	▲	+200.0%	+2
	Interrogatory-Not	IC	3	▲	-	+3
	Petition-Restore Arms	PR	3	↔		-
	Overweight	OC	0	▼	-100.0%	-1
	Total			952	▲	9.3%
Civil Commitments	Other	OT	191	▲	+24.8%	+38
	Mental Commitment	MC	131	▲	+5.6%	+7
	Emergency Custody Order	EC	21	▼	-59.6%	-31
	Temporary Detention Order	TD	15	▲	+1,400.0%	+14
Total			358	▲	8.5%	+28
GRAND TOTAL			6,882	▲	13.8%	+832

Filings by Major Case Category**

Category	Summary	Change	% Change	Absolute Change
Felony	139	▲	+10.3%	+13
Garnishment	345	▲	+31.7%	+83
General Civil	397	▲	+16.1%	+55
Infraction/Civil Violation	3,574	▼	+16.5%	+505
Involuntary Civil Commitments	191	▲	+24.8%	+38
Landlord /Tenant	101	▼	-25.7%	-35
Misdemeanor	1,723	▼	+9.1%	+144
Other	384	▲	+10.0%	+35
Protective Orders	28	▼	-17.6%	-6

* Compared to same time period as previous year

** Case Type Categories are defined in the 2017 Virginia Judicial Workload Assessment

CPSS - GCMS CASELOAD STATISTICS OF THE GENERAL DISTRICT COURTS

January 2024 thru June 2024 Filings (Compared to January 2023 thru June 2023)

GRAND TOTAL

6,882



13.8%



+832

* Compared to same time period as previous year

** Case Type Categories are defined in the 2017 Virginia Judicial Workload Assessment
Source: SCV-SQL-Information

CPSS - GCMS CASELOAD STATISTICS OF THE GENERAL DISTRICT COURTS

January 2024 thru June 2024 Filings (Compared to January 2023 thru June 2023)

2024 Overall GRAND TOTAL		Distribution of Caseload			Change*		Percentage (%) of Caseload		
2,722	+353	Criminal	332	12%	10.7% ▲	+32	Criminal	2023	2024
		Traffic	1,623	60%	23.0% ▲	+303	Traffic	12.7%	12.2%
		Civil	471	17%	4.7% ▲	+21	Civil	55.7%	59.6%
		Civil Commitments	296	11%	-1.0% ▼	-3	Civil Commitments	19.0%	17.3%
		GRAND TOTAL	2,722	100%	14.9% ▲	+353	GRAND TOTAL	12.6%	10.9%
							GRAND TOTAL	100%	100%

Filings by Division & Code

Division	Case Type Description	Code	Summary	Change	% Change	Absolute Change
Criminal	Misdemeanor	M	210	▲	+32.9%	+52
	Felony	F	76	▼	-13.6%	-12
	Capias	CA	23	▲	+53.3%	+8
	Show Cause	SC	18	▼	-35.7%	-10
	Civil Violation	CV	5	▼	-54.5%	-6
	Total			332	▲	10.7%
Traffic	Infraction	I	1,278	▲	+21.4%	+225
	Misdemeanor	M	323	▲	+32.4%	+79
	Show Cause	SC	11	▼	-8.3%	-1
	Capias	CA	8	▼	-20.0%	-2
	Felony	F	3	▲	+200.0%	+2
	Total			1,623	▲	23.0%
Civil	Warrant in Debt	WD	177	▲	+9.9%	+16
	Garnishment	GA	115	▼	-12.9%	-17
	Unlawful Detainer	UD	62	▼	-6.1%	-4
	Detinue	DT	44	▲	+37.5%	+12
	Other	OT	29	▲	+38.1%	+8
	Protective Order	PO	13	▲	+44.4%	+4
	Admin License	AL	8	▲	+14.3%	+1
	Preliminary Protective Order	PP	8	▼	-20.0%	-2
	Show Cause	SC	4	▲	+33.3%	+1
	Abstract	AJ	3	▲	-	+3
	Counter Claim	CC	2	▲	+100.0%	+1
	Impoundment	IM	2	▲	+100.0%	+1
	Bond Forfeiture	BF	1	▲	-	+1
	Motion for Judgment	MJ	1	↔	-	-
	Petition-Restore Arms	PR	1	▲	-	+1
	Tenants Assertion	TA	1	▼	-66.7%	-2
	Interrogatory	IN	0	▼	-100.0%	-3
Total			471	▲	4.7%	+21
Civil Commitments	Mental Commitment	MC	203	▼	-24.3%	-65
	Other	OT	60	▲	-	+60
	Temporary Detention Order	TD	22	▲	+10.0%	+2
	Emergency Custody Order	EC	10	▼	-9.1%	-1
	Medical Emergency Temporary Detention Order	MT	1	▲	-	+1
Total			296	▼	-1.0%	-3
GRAND TOTAL			2,722	▲	14.9%	+353

Filings by Major Case Category**

Category	Summary	Change	% Change	Absolute Change
Felony	79	▲	-11.2%	-10
Garnishment	115	▼	-14.8%	-20
General Civil	225	▲	+14.8%	+29
Infraction/Civil Violation	1,283	▼	+20.6%	+219
Involuntary Civil Commitments	60	▲	-	+60
Landlord /Tenant	63	▼	-8.7%	-6
Misdemeanor	533	▲	+32.6%	+131

* Compared to same time period as previous year

** Case Type Categories are defined in the 2017 Virginia Judicial Workload Assessment

CPSS - GCMS CASELOAD STATISTICS OF THE GENERAL DISTRICT COURTS

January 2024 thru June 2024 Filings (Compared to January 2023 thru June 2023)

Other	343	▲	-13.2%	-52
Protective Orders	21	▲	+10.5%	+2
GRAND TOTAL	2,722	▲	14.9%	+353

* Compared to same time period as previous year

** Case Type Categories are defined in the 2017 Virginia Judicial Workload Assessment
Source: SCV-SQL-Information

CPSS - GCMS CASELOAD STATISTICS OF THE GENERAL DISTRICT COURTS

January 2024 thru June 2024 Filings (Compared to January 2023 thru June 2023)

2024 Overall GRAND TOTAL		Distribution of Caseload			Change*		Percentage (%) of Caseload		
11,860	-3	Criminal	1,497	13%	23.1% ▲	+281	Criminal	2023	2024
		Traffic	4,003	34%	-22.9% ▼	-1,188	Traffic	10.3%	12.6%
2024		Civil	4,401	37%	7.2% ▲	+295	Civil	43.8%	33.8%
2023		Civil Commitments	1,959	17%	45.1% ▲	+609	Civil Commitments	34.6%	37.1%
		GRAND TOTAL	11,860	100%	0.0% ▼	-3	GRAND TOTAL	11.4%	16.5%
							GRAND TOTAL	100%	100%

Filings by Division & Code

Division	Case Type Description	Code	Summary	Change	% Change	Absolute Change
Criminal	Misdemeanor	M	792	▲	+11.5%	+82
	Felony	F	398	▲	+30.9%	+94
	Capias	CA	170	▲	+32.8%	+42
	Show Cause	SC	121	▲	+120.0%	+66
	Civil Violation	CV	16	▼	-15.8%	-3
	Total			1,497	▲	23.1%
Traffic	Infraction	I	2,633	▼	-30.6%	-1,161
	Misdemeanor	M	1,267	▼	-1.2%	-16
	Capias	CA	35	▼	-2.8%	-1
	Felony	F	30	↔		-
	Restricted Operators License	RL	17	▲	+30.8%	+4
	Other	O	11	▼	-52.2%	-12
	Show Cause	SC	9	▲	+80.0%	+4
	Civil Violation	CV	1	▼	-85.7%	-6
	Total			4,003	▼	-22.9%
Civil	Unlawful Detainer	UD	1,539	▼	-12.6%	-221
	Garnishment	GA	1,383	▲	+39.4%	+391
	Warrant in Debt	WD	1,037	▲	+19.3%	+168
	Other	OT	133	▼	-13.6%	-21
	Bond Forfeiture	BF	70	▲	+483.3%	+58
	Preliminary Protective Order	PP	57	▲	+7.5%	+4
	Protective Order	PO	46	▲	+43.8%	+14
	Show Cause	SC	45	▼	-26.2%	-16
	Detinue	DT	25	▼	-69.5%	-57
	Motion for Judgment	MJ	19	▼	-13.6%	-3
	Abstract	AJ	17	▼	-56.4%	-22
	Interrogatory	IN	14	▲	+180.0%	+9
	Admin License	AL	7	▲	+16.7%	+1
	Tenants Assertion	TA	5	▲	+25.0%	+1
	Petition-Restore Arms	PR	3	▼	-72.7%	-8
	Counter Claim	CC	1	▼	-66.7%	-2
	Mechanic's Lien	ML	0	▼	-100.0%	-1
Total			4,401	▲	7.2%	+295
Civil Commitments	Mental Commitment	MC	1,312	▲	+39.6%	+372
	Other	OT	509	▲	+51.5%	+173
	Temporary Detention Order	TD	93	▲	+78.8%	+41
	Emergency Custody Order	EC	43	▲	+95.5%	+21
	Medical Emergency Temporary Detention Order	MT	2	▲	-	+2
Total			1,959	▲	45.1%	+609
GRAND TOTAL			11,860	▼	0.0%	-3

Filings by Major Case Category**

Category	Summary	Change	% Change	Absolute Change
Felony	428	▲	+28.1%	+94
Garnishment	1,397	▲	+40.1%	+400
General Civil	1,102	▼	+7.5%	+77
Infraction/Civil Violation	2,661	▼	-30.8%	-1,182
Involuntary Civil Commitments	509	▲	+51.5%	+173

* Compared to same time period as previous year

** Case Type Categories are defined in the 2017 Virginia Judicial Workload Assessment

CPSS - GCMS CASELOAD STATISTICS OF THE GENERAL DISTRICT COURTS

January 2024 thru June 2024 Filings (Compared to January 2023 thru June 2023)



Petersburg

District: 11 FIPS: 730

Landlord /Tenant	1,544	▲	-12.5%	-220
Misdemeanor	2,076	▲	+3.5%	+70
Other	2,040	▲	+38.5%	+567
Protective Orders	103	▲	+21.2%	+18
GRAND TOTAL	11,860	▼	0.0%	-3

* Compared to same time period as previous year

** Case Type Categories are defined in the 2017 Virginia Judicial Workload Assessment
Source: SCV-SQL-Information

2024 Overall GRAND TOTAL		Distribution of Caseload			Change*		Percentage (%) of Caseload		
2,552	+425	Criminal	315	12%	-18.8% ▼	-73	Criminal	2023	2024
		Traffic	1,717	67%	30.7% ▲	+403	Traffic	18.2%	12.3%
		Civil	515	20%	26.5% ▲	+108	Civil	61.8%	67.3%
		Civil Commitments	5	0%	-72.2% ▼	-13	Civil Commitments	19.1%	20.2%
		GRAND TOTAL	2,552	100%	20.0% ▲	+425	GRAND TOTAL	0.8%	0.2%
							GRAND TOTAL	100%	100%

Filings by Division & Code

Division	Case Type Description	Code	Summary	Change	% Change	Absolute Change
Criminal	Misdemeanor	M	173	▼	-6.0%	-11
	Felony	F	83	▼	-31.4%	-38
	Show Cause	SC	23	▼	-37.8%	-14
	Civil Violation	CV	20	▼	-13.0%	-3
	Capias	CA	16	▼	-30.4%	-7
	Total			315	▼	-18.8%
Traffic	Infraction	I	1,414	▲	+31.9%	+342
	Misdemeanor	M	280	▲	+29.0%	+63
	Capias	CA	11	▲	+10.0%	+1
	Show Cause	SC	11	▼	-21.4%	-3
	Felony	F	1	↔		-
	Total			1,717	▲	30.7%
Civil	Warrant in Debt	WD	300	▲	+82.9%	+136
	Garnishment	GA	103	↔		-
	Unlawful Detainer	UD	29	▼	-14.7%	-5
	Admin License	AL	24	↔		-
	Impoundment	IM	16	▼	-5.9%	-1
	Protective Order	PO	13	▲	+85.7%	+6
	Other	OT	11	▲	+37.5%	+3
	Preliminary Protective Order	PP	11	▲	+120.0%	+6
	Detinue	DT	4	▲	+300.0%	+3
	Abstract	AJ	2	▼	-33.3%	-1
	Motion for Judgment	MJ	1	▼	-75.0%	-3
	Show Cause	SC	1	↔		-
	Interrogatory	IN	0	▼	-100.0%	-2
	Interrogatory-Not	IC	0	▼	-100.0%	-1
	Tenants Assertion	TA	0	▼	-100.0%	-1
	Zoning Violation	ZO	0	▼	-100.0%	-32
Total			515	▲	26.5%	+108
Civil Commitments	Temporary Detention Order	TD	4	▼	-60.0%	-6
	Emergency Custody Order	EC	1	▼	-80.0%	-4
	Mental Commitment	MC	0	▼	-100.0%	-1
	Other	OT	0	▼	-100.0%	-2
Total			5	▼	-72.2%	-13
GRAND TOTAL			2,552	▲	20.0%	+425

Filings by Major Case Category**

Category	Summary	Change	% Change	Absolute Change
Felony	84	▼	-31.1%	-38
Garnishment	103	▼	-1.9%	-2
General Civil	307	▲	+80.6%	+137
Infraction/Civil Violation	1,434	▲	+31.0%	+339
Involuntary Civil Commitments	0	▼	-100.0%	-2
Landlord /Tenant	29	▼	-17.1%	-6
Misdemeanor	453	▼	+4.6%	+20
Other	118	▼	-22.9%	-35
Protective Orders	24	▲	+100.0%	+12

* Compared to same time period as previous year

** Case Type Categories are defined in the 2017 Virginia Judicial Workload Assessment

Source: SCV-SQL-Information

CPSS - GCMS CASELOAD STATISTICS OF THE GENERAL DISTRICT COURTS

January 2024 thru June 2024 Filings (Compared to January 2023 thru June 2023)

Powhatan

District: 11 FIPS: 145



<i>GRAND TOTAL</i>	2,552	▲	20.0%	+425
---------------------------	--------------	---	-------	------

* Compared to same time period as previous year

** Case Type Categories are defined in the 2017 Virginia Judicial Workload Assessment
Source: SCV-SQL-Information

CPSS - GCMS CASELOAD STATISTICS OF THE GENERAL DISTRICT COURTS

January 2024 thru June 2024 Filings (Compared to January 2023 thru June 2023)

2024 Overall GRAND TOTAL		Distribution of Caseload			Change*		Percentage (%) of Caseload			
38,986	-2,891	Criminal	5,639	14%	-0.8%	▼	-47	Criminal	2023: 13.6%	2024: 14.5%
		Traffic	15,445	40%	-23.4%	▼	-4,714	Traffic	48.1%	39.6%
2024 		Civil	17,683	45%	12.2%	▲	+1,917	Civil	37.6%	45.4%
2023 		Civil Commitments	219	1%	-17.7%	▼	-47	Civil Commitments	0.6%	0.6%
		GRAND TOTAL	38,986	100%	-6.9%	▼	-2,891	GRAND TOTAL	100%	100%

Filings by Division & Code

Division	Case Type Description	Code	Summary	Change	% Change	Absolute Change
Criminal	Misdemeanor	M	3,037	▲	+5.5%	+158
	Felony	F	1,727	▼	-5.0%	-90
	Capias	CA	577	▼	-19.2%	-137
	Show Cause	SC	241	▲	+30.3%	+56
	Civil Violation	CV	46	▼	-45.2%	-38
	Motion	MO	10	▲	+42.9%	+3
	Restricted Operators License	RL	1	▲	-	+1
	Total			5,639	▼	-0.8%
Traffic	Infraction	I	8,764	▼	-27.7%	-3,359
	Misdemeanor	M	5,609	▼	-16.5%	-1,111
	Capias	CA	380	▼	-33.7%	-193
	Show Cause	SC	307	▲	+8.9%	+25
	Felony	F	164	▼	-8.9%	-16
	Motion	MO	99	▼	-22.7%	-29
	Civil Violation	CV	82	▼	-29.3%	-34
	Restricted Operators License	RL	40	▲	+11.1%	+4
	Other	O	0	▼	-100.0%	-1
Total			15,445	▼	-23.4%	-4,714
Civil	Warrant in Debt	WD	7,455	▲	+36.2%	+1,982
	Garnishment	GA	4,442	▲	+1.6%	+69
	Unlawful Detainer	UD	3,689	▼	-2.5%	-94
	Other	OT	497	▲	+6.0%	+28
	Preliminary Protective Order	PP	275	▲	+2.6%	+7
	Admin License	AL	269	▼	-26.3%	-96
	Protective Order	PO	253	▼	-5.2%	-14
	Show Cause	SC	246	▲	+11.3%	+25
	Motion for Judgment	MJ	132	▲	+76.0%	+57
	Interrogatory	IN	107	▲	+40.8%	+31
	Abstract	AJ	93	▼	-30.6%	-41
	Impoundment	IM	57	▲	+50.0%	+19
	Detinue	DT	54	▲	+1.9%	+1
	Bond Forfeiture	BF	49	▼	-49.5%	-48
	Interrogatory-Not	IC	20	▼	-25.9%	-7
	Capias	CA	13	▲	+18.2%	+2
	Tenants Assertion	TA	13	▲	+44.4%	+4
	Counter Claim	CC	10	▼	-37.5%	-6
	Petition-Restore Arms	PR	6	▼	-40.0%	-4
	Mechanic's Lien	ML	1	▲	-	+1
Petition to Require Blood Test	BT	1	▲	-	+1	
Third Party Claim	TH	1	▲	-	+1	
Cross Claim	CR	0	▼	-100.0%	-1	
Total			17,683	▲	12.2%	+1,917
Civil Commitments	Temporary Detention Order	TD	161	▼	-8.5%	-15
	Emergency Custody Order	EC	54	▼	-37.2%	-32
	Medical Emergency Temporary Detention Order	MT	2	↔	-	-
	Mental Commitment	MC	2	▲	-	+2
	Medical Emergency Custody Order	ME	0	▼	-100.0%	-2
Total			219	▼	-17.7%	-47
GRAND TOTAL			38,986	▼	-6.9%	-2,891

* Compared to same time period as previous year

** Case Type Categories are defined in the 2017 Virginia Judicial Workload Assessment

Filings by Major Case Category**

Category	Summary	Change	% Change	Absolute Change
Felony	1,891	▼	-5.3%	-106
Garnishment	4,549	▲	+2.2%	+100
General Civil	7,786	▲	+36.1%	+2,066
Infraction/Civil Violation	8,892	▼	-27.8%	-3,432
Landlord /Tenant	3,702	▲	-2.4%	-90
Misdemeanor	8,687	▲	-9.8%	-948
Other	2,951	▲	-13.8%	-474
Protective Orders	528	▼	-1.3%	-7
GRAND TOTAL	38,986	▼	-6.9%	-2,891

* Compared to same time period as previous year



** Case Type Categories are defined in the 2017 Virginia Judicial Workload Assessment
 Source: SCV-SQL-Information

CPSS - GCMS CASELOAD STATISTICS OF THE GENERAL DISTRICT COURTS

January 2024 thru June 2024 Filings (Compared to January 2023 thru June 2023)

Colonial Heights

District: 12 FIPS: 570

2024 Overall GRAND TOTAL		Distribution of Caseload			Change*		Percentage (%) of Caseload			
4,414	-149	Criminal	1,091	25%	-4.5%	▼	-52	Criminal	2023: 25.0%	2024: 24.7%
		Traffic	1,939	44%	-7.9%	▼	-166	Traffic	46.1%	43.9%
2024 		Civil	1,355	31%	4.6%	▲	+59	Civil	28.4%	30.7%
2023 		Civil Commitments	29	1%	52.6%	▲	+10	Civil Commitments	0.4%	0.7%
		GRAND TOTAL	4,414	100%	-3.3%	▼	-149	GRAND TOTAL	100%	100%

Filings by Division & Code

Division	Case Type Description	Code	Summary	Change	% Change	Absolute Change
Criminal	Misdemeanor	M	574	▲	+1.6%	+9
	Felony	F	276	▼	-15.9%	-52
	Capias	CA	151	▼	-11.7%	-20
	Show Cause	SC	64	▲	+8.5%	+5
	Civil Violation	CV	26	▲	+30.0%	+6
	Total			1,091	▼	-4.5%
Traffic	Infraction	I	1,344	▼	-13.4%	-208
	Misdemeanor	M	534	▲	+7.2%	+36
	Capias	CA	37	▲	+5.7%	+2
	Show Cause	SC	14	▲	+40.0%	+4
	Felony	F	8	▲	+33.3%	+2
	Civil Violation	CV	1	▼	-50.0%	-1
	Other	O	1	↔		-
	Restricted Operators License	RL	0	▼	-100.0%	-1
	Total			1,939	▼	-7.9%
Civil	Warrant in Debt	WD	561	▲	+12.2%	+61
	Garnishment	GA	354	▲	+4.1%	+14
	Unlawful Detainer	UD	273	▲	+3.8%	+10
	Admin License	AL	34	▲	+3.0%	+1
	Detinue	DT	31	▲	+40.9%	+9
	Other	OT	29	▼	-25.6%	-10
	Preliminary Protective Order	PP	17	▼	-26.1%	-6
	Protective Order	PO	15	▼	-37.5%	-9
	Motion for Judgment	MJ	9	▲	+12.5%	+1
	Abstract	AJ	7	▼	-46.2%	-6
	Interrogatory	IN	7	▲	+600.0%	+6
	Show Cause	SC	7	▼	-58.8%	-10
	Bond Forfeiture	BF	5	▼	-28.6%	-2
	Impoundment	IM	3	▼	-40.0%	-2
	Interrogatory-Not	IC	1	▲	-	+1
	Petition-Restore Arms	PR	1	▲	-	+1
	Tenants Assertion	TA	1	↔		-
Total			1,355	▲	4.6%	+59
Civil Commitments	Temporary Detention Order	TD	18	▲	+50.0%	+6
	Emergency Custody Order	EC	11	▲	+57.1%	+4
	Total		29	▲	52.6%	+10
GRAND TOTAL			4,414	▼	-3.3%	-149

Filings by Major Case Category**

Category	Summary	Change	% Change	Absolute Change
Felony	284	▲	-15.0%	-50
Garnishment	361	▲	+5.9%	+20
General Civil	603	▲	+13.3%	+71
Infraction/Civil Violation	1,372	▼	-12.9%	-203
Landlord /Tenant	274	▲	+3.8%	+10
Misdemeanor	1,108	▼	+4.1%	+44
Other	380	▲	-6.4%	-26

* Compared to same time period as previous year


** Case Type Categories are defined in the 2017 Virginia Judicial Workload Assessment

CPSS - GCMS CASELOAD STATISTICS OF THE GENERAL DISTRICT COURTS
January 2024 thru June 2024 Filings (Compared to January 2023 thru June 2023)

Protective Orders	32	▼	-31.9%	-15
GRAND TOTAL	4,414	▼	-3.3%	-149

* Compared to same time period as previous year

** Case Type Categories are defined in the 2017 Virginia Judicial Workload Assessment
Source: SCV-SQL-Information

2024 Overall GRAND TOTAL		Distribution of Caseload			Change*		Percentage (%) of Caseload		
45,164 +8,236 		Criminal	4,366	10%	-7.2% ▼	-339	Criminal	2023: 12.7%	2024: 9.7%
		Traffic	16,042	36%	44.5% ▲	+4,938	Traffic	30.1%	35.5%
		Civil	23,211	51%	17.6% ▲	+3,476	Civil	53.4%	51.4%
		Civil Commitments	1,545	3%	11.6% ▲	+161	Civil Commitments	3.7%	3.4%
		GRAND TOTAL	45,164	100%	22.3% ▲	+8,236	GRAND TOTAL	100%	100%

Filings by Division & Code

Division	Case Type Description	Code	Summary	Change	% Change	Absolute Change
Criminal	Misdemeanor	M	2,523	▼	-0.6%	-16
	Felony	F	1,201	▼	-13.2%	-182
	Capias	CA	450	▼	-0.9%	-4
	Show Cause	SC	134	▼	-17.3%	-28
	Civil Violation	CV	53	▼	-68.3%	-114
	Restricted Operators License	RL	5	▲	-	+5
	Total			4,366	▼	-7.2%
Traffic	Infraction	I	11,540	▲	+59.0%	+4,282
	Misdemeanor	M	3,929	▲	+22.4%	+719
	Other	O	235	▼	-35.8%	-131
	Capias	CA	136	▼	+27.1%	+29
	Felony	F	100	▲	+44.9%	+31
	Show Cause	SC	70	▼	+32.1%	+17
	Restricted Operators License	RL	30	▼	-25.0%	-10
	Civil Violation	CV	2	▲	+100.0%	+1
Total			16,042	▲	44.5%	+4,938
Civil	Warrant in Debt	WD	7,940	▼	+33.6%	+1,996
	Unlawful Detainer	UD	6,944	▲	+6.7%	+439
	Garnishment	GA	6,276	▲	+25.9%	+1,290
	Other	OT	714	▼	-19.4%	-172
	Motion for Judgment	MJ	271	▼	-0.7%	-2
	Preliminary Protective Order	PP	259	▼	-3.7%	-10
	Show Cause	SC	231	▲	-4.5%	-11
	Detinue	DT	139	▼	-7.9%	-12
	Interrogatory	IN	103	▲	+68.9%	+42
	Admin License	AL	77	▲	+14.9%	+10
	Protective Order	PO	76	▼	-2.6%	-2
	Tenants Assertion	TA	55	▲	+27.9%	+12
	Abstract	AJ	51	▼	-70.5%	-122
	Counter Claim	CC	25	↔	-	-
	Interrogatory-Not	IC	22	▲	+69.2%	+9
	Capias	CA	15	▲	+200.0%	+10
	Petition-Restore Arms	PR	7	↔	-	-
	Impoundment	IM	5	▲	-	+5
	Mechanic's Lien	ML	1	▲	-	+1
	Bond Forfeiture	BF	0	▼	-100.0%	-5
Restricted Operators License	RL	0	▼	-100.0%	-2	
Total			23,211	▲	17.6%	+3,476
Civil Commitments	Mental Commitment	MC	821	▲	+9.6%	+72
	Temporary Detention Order	TD	641	▲	+12.9%	+73
	Emergency Custody Order	EC	83	▲	+23.9%	+16
	Total			1,545	▲	11.6%
GRAND TOTAL			45,164	▲	22.3%	+8,236

Filings by Major Case Category**

Category	Summary	Change	% Change	Absolute Change
Felony	1,301	▲	-10.4%	-151
Garnishment	6,379	▲	+26.4%	+1,332

* Compared to same time period as previous year

** Case Type Categories are defined in the 2017 Virginia Judicial Workload Assessment

Source: SCV-SQL-Information

CPSS - GCMS CASELOAD STATISTICS OF THE GENERAL DISTRICT COURTS

January 2024 thru June 2024 Filings (Compared to January 2023 thru June 2023)

Richmond

District: 13 FIPS: 760

General Civil	8,650	▲	+26.9%	+1,831
Infraction/Civil Violation	11,830	▲	+51.8%	+4,038
Landlord /Tenant	6,999	▲	+6.9%	+451
Misdemeanor	6,487	▲	+12.0%	+696
Other	3,183	▲	+1.6%	+51
Protective Orders	335	▼	-3.5%	-12
GRAND TOTAL	45,164	▲	22.3%	+8,236

* Compared to same time period as previous year



** Case Type Categories are defined in the 2017 Virginia Judicial Workload Assessment
Source: SCV-SQL-Information

CPSS - GCMS CASELOAD STATISTICS OF THE GENERAL DISTRICT COURTS

January 2024 thru June 2024 Filings (Compared to January 2023 thru June 2023)

Henrico

District: 14 FIPS: 087

2024 Overall GRAND TOTAL		Distribution of Caseload			Change*		Percentage (%) of Caseload		
54,808	+5,660	Criminal	6,743	12%	5.1% ▲	+327	Criminal	2023	2024
		Traffic	28,106	51%	13.1% ▲	+3,257	Traffic	13.1%	12.3%
		Civil	19,386	35%	12.4% ▲	+2,133	Civil	50.6%	51.3%
		Civil Commitments	573	1%	-9.0% ▼	-57	Civil Commitments	35.1%	35.4%
		GRAND TOTAL	54,808	100%	11.5% ▲	+5,660	GRAND TOTAL	1.3%	1.0%
							GRAND TOTAL	100%	100%

Filings by Division & Code

Division	Case Type Description	Code	Summary	Change	% Change	Absolute Change	
Criminal	Misdemeanor	M	3,457	▲	+2.8%	+94	
	Felony	F	2,121	▲	+10.2%	+197	
	Capias	CA	823	▲	+9.4%	+71	
	Show Cause	SC	260	▼	-11.0%	-32	
	Civil Violation	CV	82	▼	-3.5%	-3	
	Total			6,743	▲	5.1%	+327
Traffic	Infraction	I	21,529	▲	+11.7%	+2,261	
	Misdemeanor	M	6,225	▲	+19.3%	+1,005	
	Capias	CA	193	▲	+15.6%	+26	
	Show Cause	SC	70	▲	+12.9%	+8	
	Felony	F	59	▼	-45.4%	-49	
	Restricted Operators License	RL	29	▲	+38.1%	+8	
	Civil Violation	CV	1	▼	-66.7%	-2	
	Total			28,106	▲	13.1%	+3,257
Civil	Warrant in Debt	WD	7,377	▲	+26.9%	+1,564	
	Unlawful Detainer	UD	5,453	▲	+5.7%	+295	
	Garnishment	GA	5,038	▲	+5.2%	+248	
	Admin License	AL	247	▲	+18.2%	+38	
	Preliminary Protective Order	PP	220	▲	+13.4%	+26	
	Protective Order	PO	186	▲	+35.8%	+49	
	Other	OT	180	▲	-10.0%	-20	
	Abstract	AJ	141	▼	-27.3%	-53	
	Detinue	DT	124	▼	-2.4%	-3	
	Motion for Judgment	MJ	121	▼	-11.7%	-16	
	Interrogatory	IN	62	▲	+34.8%	+16	
	Show Cause	SC	60	▼	-25.0%	-20	
	Impoundment	IM	48	▲	+41.2%	+14	
	Bond Forfeiture	BF	34	▼	-17.1%	-7	
	Tenants Assertion	TA	30	▼	-9.1%	-3	
	Interrogatory-Not	IC	18	▲	+63.6%	+7	
	Counter Claim	CC	17	▼	-29.2%	-7	
	Overweight	OC	16	▲	+100.0%	+8	
	Petition-Restore Arms	PR	9	▼	-10.0%	-1	
	Restricted Operators License	RL	3	▲	+50.0%	+1	
	Cross Claim	CR	1	▲	-	+1	
	Emergency Substantial Risk Order	SR	1	▲	-	+1	
	Capias	CA	0	▼	-100.0%	-3	
	Motor Carrier	MC	0	▼	-100.0%	-1	
	Third Party Claim	TH	0	▼	-100.0%	-1	
	Total			19,386	▲	12.4%	+2,133
	Civil Commitments	Temporary Detention Order	TD	330	▲	+7.1%	+22
Mental Commitment		MC	202	▼	-18.2%	-45	
Emergency Custody Order		EC	25	▼	-30.6%	-11	
Other		OT	8	▼	-74.2%	-23	
Medical Emergency Temporary Detention Order		MT	5	▼	-37.5%	-3	
Medical Emergency Custody Order		ME	3	▲	-	+3	
Total				573	▼	-9.0%	-57
GRAND TOTAL			54,808	▲	11.5%	+5,660	

* Compared to same time period as previous year

** Case Type Categories are defined in the 2017 Virginia Judicial Workload Assessment



CPSS - GCMS CASELOAD STATISTICS OF THE GENERAL DISTRICT COURTS
 January 2024 thru June 2024 Filings (Compared to January 2023 thru June 2023)

Filings by Major Case Category**

Category	Summary	Change	% Change	Absolute Change
Felony	2,180	▼	+7.3%	+148
Garnishment	5,100	▲	+5.5%	+264
General Civil	7,679	▲	+25.6%	+1,564
Infraction/Civil Violation	21,628	▼	+11.7%	+2,263
Involuntary Civil Commitments	8	▼	-74.2%	-23
Landlord /Tenant	5,483	▼	+5.6%	+292
Misdemeanor	9,714	▲	+12.9%	+1,108
New to Workload Study	1	▲	-	+1
Other	2,609	▲	-1.2%	-32
Protective Orders	406	▲	+22.7%	+75
GRAND TOTAL	54,808	▲	11.5%	+5,660

* Compared to same time period as previous year

** Case Type Categories are defined in the 2017 Virginia Judicial Workload Assessment
 Source: SCV-SQL-Information

2024 Overall GRAND TOTAL		Distribution of Caseload			Change*		Percentage (%) of Caseload		
4,995	-82	Criminal	658	13%	3.3% ▲	+21	Criminal	2023	2024
		Traffic	3,366	67%	-5.7% ▼	-203	Traffic	12.5%	13.2%
		Civil	936	19%	13.6% ▲	+112	Civil	70.3%	67.4%
		Civil Commitments	35	1%	-25.5% ▼	-12	Civil Commitments	16.2%	18.7%
		GRAND TOTAL	4,995	100%	-1.6% ▼	-82	GRAND TOTAL	0.9%	0.7%
								100%	100%

Filings by Division & Code

Division	Case Type Description	Code	Summary	Change	% Change	Absolute Change
Criminal	Misdemeanor	M	425	▲	+6.8%	+27
	Felony	F	150	▼	-10.7%	-18
	Capias	CA	58	▲	+34.9%	+15
	Civil Violation	CV	16	▼	-23.8%	-5
	Show Cause	SC	9	▲	+28.6%	+2
	Total			658	▲	3.3%
Traffic	Infraction	I	2,633	▼	-11.8%	-353
	Misdemeanor	M	668	▲	+23.5%	+127
	Capias	CA	40	▲	+25.0%	+8
	Felony	F	16	▲	+166.7%	+10
	Show Cause	SC	7	▲	+133.3%	+4
	Civil Violation	CV	2	▲	+100.0%	+1
	Total			3,366	▼	-5.7%
Civil	Warrant in Debt	WD	505	▲	+22.6%	+93
	Garnishment	GA	228	▲	+10.7%	+22
	Unlawful Detainer	UD	71	▼	-10.1%	-8
	Other	OT	49	▲	+36.1%	+13
	Preliminary Protective Order	PP	22	▼	-8.3%	-2
	Admin License	AL	20	▼	-16.7%	-4
	Protective Order	PO	12	▼	-7.7%	-1
	Abstract	AJ	9	↔		-
	Show Cause	SC	7	↔		-
	Interrogatory	IN	6	▲	+50.0%	+2
	Detinue	DT	5	▲	+25.0%	+1
	Capias	CA	1	▲	-	+1
	Petition-Restore Arms	PR	1	▲	-	+1
	Counter Claim	CC	0	▼	-100.0%	-1
	Impoundment	IM	0	▼	-100.0%	-5
	Total			936	▲	13.6%
Civil Commitments	Temporary Detention Order	TD	29	▼	-9.4%	-3
	Emergency Custody Order	EC	6	▼	-60.0%	-9
	Total		35	▼	-25.5%	-12
GRAND TOTAL			4,995	▼	-1.6%	-82

Filings by Major Case Category**

Category	Summary	Change	% Change	Absolute Change
Felony	166	▲	-4.6%	-8
Garnishment	234	▲	+11.4%	+24
General Civil	512	▲	+23.1%	+96
Infraction/Civil Violation	2,651	▲	-11.9%	-357
Landlord /Tenant	71	▼	-10.1%	-8
Misdemeanor	1,093	▲	+16.4%	+154
Other	234	▲	+9.3%	+20
Protective Orders	34	▼	-8.1%	-3
GRAND TOTAL	4,995	▼	-1.6%	-82

* Compared to same time period as previous year

** Case Type Categories are defined in the 2017 Virginia Judicial Workload Assessment


Source: SCV-SQL-Information

CPSS - GCMS CASELOAD STATISTICS OF THE GENERAL DISTRICT COURTS

January 2024 thru June 2024 Filings (Compared to January 2023 thru June 2023)

Essex

District: 15 FIPS: 057

2024 Overall GRAND TOTAL		Distribution of Caseload			Change*		Percentage (%) of Caseload		
3,589	+386	Criminal	262	7%	3.6% ▲	+9	Criminal	2023 7.9%	2024 7.3%
		Traffic	2,793	78%	11.7% ▲	+293	Traffic	78.1%	77.8%
2024		Civil	524	15%	17.8% ▲	+79	Civil	13.9%	14.6%
2023		Civil Commitments	10	0%	100.0% ▲	+5	Civil Commitments	0.2%	0.3%
		GRAND TOTAL	3,589	100%	12.1% ▲	+386	GRAND TOTAL	100%	100%

Filings by Division & Code

Division	Case Type Description	Code	Summary	Change	% Change	Absolute Change
Criminal	Misdemeanor	M	203	▲	+14.7%	+26
	Felony	F	40	▼	-20.0%	-10
	Civil Violation	CV	10	▲	+100.0%	+5
	Show Cause	SC	5	▼	-28.6%	-2
	Capias	CA	4	▼	-71.4%	-10
	Total			262	▲	3.6%
Traffic	Infraction	I	2,411	▲	+10.6%	+232
	Misdemeanor	M	366	▲	+18.8%	+58
	Show Cause	SC	7	▲	+600.0%	+6
	Capias	CA	6	▲	+20.0%	+1
	Felony	F	2	▼	-60.0%	-3
	Civil Violation	CV	1	▼	-50.0%	-1
	Total			2,793	▲	11.7%
Civil	Warrant in Debt	WD	169	▲	+30.0%	+39
	Garnishment	GA	118	▲	+19.2%	+19
	Detinue	DT	80	▲	+12.7%	+9
	Unlawful Detainer	UD	51	▼	-19.0%	-12
	Other	OT	46	▲	+91.7%	+22
	Impoundment	IM	20	▲	+53.8%	+7
	Protective Order	PO	15	▲	+15.4%	+2
	Admin License	AL	13	▲	+30.0%	+3
	Preliminary Protective Order	PP	4	▲	+33.3%	+1
	Abstract	AJ	3	▲	+50.0%	+1
	Show Cause	SC	2	▼	-87.5%	-14
	Counter Claim	CC	1	↔	-	-
	Interrogatory	IN	1	▲	-	+1
	Motion for Judgment	MJ	1	▲	-	+1
Total			524	▲	17.8%	+79
Civil Commitments	Emergency Custody Order	EC	5	▲	+400.0%	+4
	Temporary Detention Order	TD	5	▲	+25.0%	+1
	Total			10	▲	100.0%
GRAND TOTAL			3,589	▲	12.1%	+386

Filings by Major Case Category**

Category	Summary	Change	% Change	Absolute Change
Felony	42	▼	-23.6%	-13
Garnishment	119	▲	+20.2%	+20
General Civil	261	▲	+27.9%	+57
Infraction/Civil Violation	2,422	▲	+10.8%	+236
Landlord /Tenant	51	▼	-19.0%	-12
Misdemeanor	569	▲	+17.3%	+84
Other	106	▲	+11.6%	+11
Protective Orders	19	▲	+18.8%	+3
GRAND TOTAL	3,589	▲	12.1%	+386

* Compared to same time period as previous year

** Case Type Categories are defined in the 2017 Virginia Judicial Workload Assessment



Source: SCV-SQL-Information

CPSS - GCMS CASELOAD STATISTICS OF THE GENERAL DISTRICT COURTS

January 2024 thru June 2024 Filings (Compared to January 2023 thru June 2023)

Fredericksburg

District: 15 FIPS: 630

2024 Overall GRAND TOTAL		Distribution of Caseload			Change*		Percentage (%) of Caseload		
9,090	-148	Criminal	1,629	18%	17.3% ▲	+240	Criminal	2023	2024
		Traffic	3,634	40%	-15.1% ▼	-644	Traffic	15.0%	17.9%
		Civil	3,231	36%	9.5% ▲	+279	Civil	46.3%	40.0%
		Civil Commitments	596	7%	-3.7% ▼	-23	Civil Commitments	32.0%	35.5%
		GRAND TOTAL	9,090	100%	-1.6% ▼	-148	GRAND TOTAL	6.7%	6.6%
							GRAND TOTAL	100%	100%

Filings by Division & Code

Division	Case Type Description	Code	Summary	Change	% Change	Absolute Change
Criminal	Misdemeanor	M	1,015	▲	+18.9%	+161
	Felony	F	386	▲	+22.5%	+71
	Capias	CA	137	▲	+7.0%	+9
	Show Cause	SC	57	▼	-5.0%	-3
	Civil Violation	CV	34	▲	+6.3%	+2
	Total			1,629	▲	17.3%
Traffic	Infraction	I	2,780	▼	-21.5%	-762
	Misdemeanor	M	762	▲	+10.1%	+70
	Capias	CA	54	▲	+68.8%	+22
	Felony	F	26	▲	+420.0%	+21
	Show Cause	SC	7	▲	+40.0%	+2
	Restricted Operators License	RL	5	▲	+150.0%	+3
	Total			3,634	▼	-15.1%
Civil	Warrant in Debt	WD	1,582	▲	+10.9%	+156
	Garnishment	GA	697	▼	-1.7%	-12
	Unlawful Detainer	UD	504	▲	+29.6%	+115
	Bond Forfeiture	BF	87	▲	+64.2%	+34
	Admin License	AL	85	▲	+21.4%	+15
	Other	OT	63	▼	-23.2%	-19
	Show Cause	SC	55	▲	+83.3%	+25
	Impoundment	IM	54	▲	+14.9%	+7
	Abstract	AJ	34	▼	-22.7%	-10
	Preliminary Protective Order	PP	27	▼	-34.1%	-14
	Detinue	DT	18	▼	-53.8%	-21
	Protective Order	PO	13	↔		-
	Interrogatory	IN	9	▲	+80.0%	+4
	Capias	CA	3	▲	+200.0%	+2
	Petition-Restore Arms	PR	0	▼	-100.0%	-1
	Tenants Assertion	TA	0	▼	-100.0%	-2
Total			3,231	▲	9.5%	+279
Civil Commitments	Mental Commitment	MC	352	▼	-5.4%	-20
	Other	OT	94	▲	+16.0%	+13
	Emergency Custody Order	EC	77	▲	+4.1%	+3
	Temporary Detention Order	TD	72	▼	-20.9%	-19
	Medical Emergency Temporary Detention Order	MT	1	▲	-	+1
	Petition	PT	0	▼	-100.0%	-1
Total			596	▼	-3.7%	-23
GRAND TOTAL			9,090	▼	-1.6%	-148

Filings by Major Case Category**

Category	Summary	Change	% Change	Absolute Change
Felony	412	▲	+28.8%	+92
Garnishment	706	▲	-1.1%	-8
General Civil	1,622	▼	+8.9%	+132
Infraction/Civil Violation	2,814	▼	-21.3%	-760
Involuntary Civil Commitments	94	▼	+14.6%	+12
Landlord /Tenant	504	▼	+28.9%	+113
Misdemeanor	1,782	▲	+15.1%	+234

* Compared to same time period as previous year

** Case Type Categories are defined in the 2017 Virginia Judicial Workload Assessment

CPSS - GCMS CASELOAD STATISTICS OF THE GENERAL DISTRICT COURTS
January 2024 thru June 2024 Filings (Compared to January 2023 thru June 2023)



Other	1,116	▲	+4.8%	+51
Protective Orders	40	▼	-25.9%	-14
GRAND TOTAL	9,090	▼	-1.6%	-148

* Compared to same time period as previous year

** Case Type Categories are defined in the 2017 Virginia Judicial Workload Assessment
Source: SCV-SQL-Information

CPSS - GCMS CASELOAD STATISTICS OF THE GENERAL DISTRICT COURTS

January 2024 thru June 2024 Filings (Compared to January 2023 thru June 2023)

2024 Overall GRAND TOTAL		Distribution of Caseload			Change*		Percentage (%) of Caseload		
12,056	+1,780	Criminal	1,692	14%	12.5% ▲	+188	Criminal	2023	2024
		Traffic	7,279	60%	18.9% ▲	+1,158	Traffic	14.6%	14.0%
		Civil	3,031	25%	16.3% ▲	+425	Civil	59.6%	60.4%
		Civil Commitments	54	0%	20.0% ▲	+9	Civil Commitments	25.4%	25.1%
		GRAND TOTAL	12,056	100%	17.3% ▲	+1,780	GRAND TOTAL	0.4%	0.4%
							GRAND TOTAL	100%	100%

Filings by Division & Code

Division	Case Type Description	Code	Summary	Change	% Change	Absolute Change
Criminal	Misdemeanor	M	914	▲	+22.4%	+167
	Felony	F	522	▲	+3.0%	+15
	Capias	CA	139	↔		-
	Show Cause	SC	70	▲	+1.4%	+1
	Civil Violation	CV	47	▲	+11.9%	+5
	Total			1,692	▲	12.5%
Traffic	Infraction	I	4,557	▲	+9.8%	+406
	Misdemeanor	M	2,593	▲	+39.6%	+736
	Capias	CA	77	▲	+22.2%	+14
	Felony	F	23	↔		-
	Show Cause	SC	20	▲	+185.7%	+13
	Restricted Operators License	RL	9	▼	-52.6%	-10
	Civil Violation	CV	0	▼	-100.0%	-1
	Total			7,279	▲	18.9%
Civil	Warrant in Debt	WD	1,445	▲	+37.8%	+396
	Garnishment	GA	850	▼	-8.9%	-83
	Unlawful Detainer	UD	250	▲	+18.5%	+39
	Other	OT	78	▲	+27.9%	+17
	Show Cause	SC	66	▲	+57.1%	+24
	Preliminary Protective Order	PP	64	▲	+20.8%	+11
	Admin License	AL	62	▲	+44.2%	+19
	Bond Forfeiture	BF	58	▼	-17.1%	-12
	Protective Order	PO	45	▲	+9.8%	+4
	Impoundment	IM	35	▲	+16.7%	+5
	Abstract	AJ	19	▼	-9.5%	-2
	Detinue	DT	19	▲	+26.7%	+4
	Interrogatory	IN	18	▲	+80.0%	+8
	Motion for Judgment	MJ	17	↔		-
	Tenants Assertion	TA	2	▼	-50.0%	-2
	Capias	CA	1	▲	-	+1
	Counter Claim	CC	1	▼	-66.7%	-2
	Interrogatory-Not	IC	1	▲	-	+1
	Mechanic's Lien	ML	0	▼	-100.0%	-1
	Petition-Restore Arms	PR	0	▼	-100.0%	-1
	Third Party Claim	TH	0	▼	-100.0%	-1
Total			3,031	▲	16.3%	+425
Civil Commitments	Temporary Detention Order	TD	40	▲	+25.0%	+8
	Emergency Custody Order	EC	11	↔		-
	Mental Commitment	MC	3	▲	+50.0%	+1
Total			54	▲	20.0%	+9
GRAND TOTAL			12,056	▲	17.3%	+1,780

Filings by Major Case Category**

Category	Summary	Change	% Change	Absolute Change
Felony	545	▲	+2.8%	+15
Garnishment	868	▲	-8.0%	-75
General Civil	1,495	▼	+36.4%	+399
Infraction/Civil Violation	4,604	▼	+9.8%	+410

* Compared to same time period as previous year

** Case Type Categories are defined in the 2017 Virginia Judicial Workload Assessment

CPSS - GCMS CASELOAD STATISTICS OF THE GENERAL DISTRICT COURTS

January 2024 thru June 2024 Filings (Compared to January 2023 thru June 2023)

Hanover

District: 15 FIPS: 085



Landlord /Tenant	252	▼	+17.2%	+37
Misdemeanor	3,516	▲	+34.0%	+893
Other	667	▲	+14.8%	+86
Protective Orders	109	▲	+16.0%	+15
GRAND TOTAL	12,056	▲	17.3%	+1,780

* Compared to same time period as previous year

** Case Type Categories are defined in the 2017 Virginia Judicial Workload Assessment
Source: SCV-SQL-Information

CPSS - GCMS CASELOAD STATISTICS OF THE GENERAL DISTRICT COURTS

January 2024 thru June 2024 Filings (Compared to January 2023 thru June 2023)

2024 Overall GRAND TOTAL		Distribution of Caseload			Change*		Percentage (%) of Caseload		
3,522	-1,671	Criminal	450	13%	-1.1% ▼	-5	Criminal	2023 8.8%	2024 12.8%
		Traffic	2,455	70%	-41.5% ▼	-1,743	Traffic	80.8%	69.7%
2024	2023	Civil	600	17%	17.6% ▲	+90	Civil	9.8%	17.0%
		Civil Commitments	17	0%	-43.3% ▼	-13	Civil Commitments	0.6%	0.5%
		GRAND TOTAL	3,522	100%	-32.2% ▼	-1,671	GRAND TOTAL	100%	100%

Filings by Division & Code

Division	Case Type Description	Code	Summary	Change	% Change	Absolute Change
Criminal	Misdemeanor	M	272	▲	+0.4%	+1
	Felony	F	87	▼	-4.4%	-4
	Civil Violation	CV	40	▼	-16.7%	-8
	Capias	CA	26	▼	-10.3%	-3
	Show Cause	SC	25	▲	+56.3%	+9
	Total			450	▼	-1.1%
Traffic	Infraction	I	1,992	▼	-44.9%	-1,625
	Misdemeanor	M	428	▼	-22.7%	-126
	Felony	F	16	▲	+14.3%	+2
	Capias	CA	12	▲	+50.0%	+4
	Show Cause	SC	5	↔		-
	Civil Violation	CV	1	▲	-	+1
	Restricted Operators License	RL	1	▲	-	+1
	Total			2,455	▼	-41.5%
Civil	Warrant in Debt	WD	254	▲	+41.9%	+75
	Garnishment	GA	126	▲	+20.0%	+21
	Unlawful Detainer	UD	91	▲	+2.2%	+2
	Admin License	AL	50	▲	+22.0%	+9
	Other	OT	17	▼	-45.2%	-14
	Show Cause	SC	12	↔		-
	Preliminary Protective Order	PP	10	▼	-44.4%	-8
	Overweight	OC	9	▲	+80.0%	+4
	Protective Order	PO	9	▲	+12.5%	+1
	Impoundment	IM	7	▲	+75.0%	+3
	Abstract	AJ	6	▲	+100.0%	+3
	Interrogatory	IN	4	▼	-33.3%	-2
	Motion for Judgment	MJ	2	▲	+100.0%	+1
	Tenants Assertion	TA	2	▼	-33.3%	-1
	Detinue	DT	1	▼	-75.0%	-3
	Capias	CA	0	▼	-100.0%	-1
Total			600	▲	17.6%	+90
Civil Commitments	Temporary Detention Order	TD	14	▼	-30.0%	-6
	Emergency Custody Order	EC	3	▼	-70.0%	-7
	Total		17	▼	-43.3%	-13
GRAND TOTAL			3,522	▼	-32.2%	-1,671

Filings by Major Case Category**

Category	Summary	Change	% Change	Absolute Change
Felony	103	▲	-1.9%	-2
Garnishment	130	▼	+17.1%	+19
General Civil	258	▲	+38.0%	+71
Infraction/Civil Violation	2,042	▲	-44.4%	-1,628
Landlord /Tenant	93	▼	+1.1%	+1
Misdemeanor	701	▲	-15.0%	-124
Other	176	▲	-0.6%	-1
Protective Orders	19	▼	-26.9%	-7
GRAND TOTAL	3,522	▼	-32.2%	-1,671

* Compared to same time period as previous year



** Case Type Categories are defined in the 2017 Virginia Judicial Workload Assessment

* Compared to same time period as previous year

** Case Type Categories are defined in the 2017 Virginia Judicial Workload Assessment
Source: SCV-SQL-Information

CPSS - GCMS CASELOAD STATISTICS OF THE GENERAL DISTRICT COURTS

January 2024 thru June 2024 Filings (Compared to January 2023 thru June 2023)

2024 Overall GRAND TOTAL		Distribution of Caseload		Change*		Percentage (%) of Caseload			
1,414	-131	Criminal	314	22%	25.1% ▲	+63	Criminal	2023 16.2%	2024 22.2%
		Traffic	752	53%	-21.9% ▼	-211	Traffic	62.3%	53.2%
		Civil	323	23%	11.4% ▲	+33	Civil	18.8%	22.8%
		Civil Commitments	25	2%	-39.0% ▼	-16	Civil Commitments	2.7%	1.8%
		GRAND TOTAL	1,414	100%	-8.5% ▼	-131	GRAND TOTAL	100%	100%

Filings by Division & Code

Division	Case Type Description	Code	Summary	Change	% Change	Absolute Change
Criminal	Misdemeanor	M	233	▲	+28.0%	+51
	Felony	F	54	▲	+74.2%	+23
	Capias	CA	12	▼	-14.3%	-2
	Show Cause	SC	9	▼	-52.6%	-10
	Civil Violation	CV	6	▲	+20.0%	+1
	Total			314	▲	25.1%
Traffic	Infraction	I	641	▼	-19.8%	-158
	Misdemeanor	M	103	▼	-34.0%	-53
	Felony	F	3	▲	+50.0%	+1
	Show Cause	SC	3	↔		-
	Capias	CA	1	▼	-50.0%	-1
	Restricted Operators License	RL	1	↔		-
	Total			752	▼	-21.9%
Civil	Warrant in Debt	WD	144	▲	+7.5%	+10
	Garnishment	GA	66	▲	+13.8%	+8
	Unlawful Detainer	UD	32	▲	+18.5%	+5
	Other	OT	26	▲	+8.3%	+2
	Admin License	AL	17	↔		-
	Preliminary Protective Order	PP	15	▲	+25.0%	+3
	Detinue	DT	11	▲	+83.3%	+5
	Interrogatory	IN	4	▲	+100.0%	+2
	Show Cause	SC	3	▼	-50.0%	-3
	Abstract	AJ	2	▲	+100.0%	+1
	Capias	CA	1	▲	-	+1
	Impoundment	IM	1	↔		-
	Tenants Assertion	TA	1	↔		-
	Overweight	OC	0	▼	-100.0%	-1
	Total			323	▲	11.4%
Civil Commitments	Mental Commitment	MC	12	▼	-47.8%	-11
	Temporary Detention Order	TD	9	▼	-18.2%	-2
	Emergency Custody Order	EC	2	▼	-50.0%	-2
	Other	OT	2	▼	-33.3%	-1
Total			25	▼	-39.0%	-16
GRAND TOTAL			1,414	▼	-8.5%	-131

Filings by Major Case Category**

Category	Summary	Change	% Change	Absolute Change
Felony	57	▲	+72.7%	+24
Garnishment	70	▲	+16.7%	+10
General Civil	159	▲	+11.2%	+16
Infraction/Civil Violation	647	▼	-19.6%	-158
Involuntary Civil Commitments	2	▼	-33.3%	-1
Landlord /Tenant	33	▲	+17.9%	+5
Misdemeanor	337	▼	-0.6%	-2
Other	94	▲	-23.0%	-28
Protective Orders	15	▲	+25.0%	+3

* Compared to same time period as previous year

** Case Type Categories are defined in the 2017 Virginia Judicial Workload Assessment

CPSS - GCMS CASELOAD STATISTICS OF THE GENERAL DISTRICT COURTS

January 2024 thru June 2024 Filings (Compared to January 2023 thru June 2023)



Lancaster

District: 15 FIPS: 103

<i>GRAND TOTAL</i>	1,414	▼	-8.5%	-131
---------------------------	--------------	---	-------	------

* Compared to same time period as previous year

** Case Type Categories are defined in the 2017 Virginia Judicial Workload Assessment
Source: SCV-SQL-Information

2024 Overall GRAND TOTAL		Distribution of Caseload			Change*		Percentage (%) of Caseload			
854	-360	Criminal	182	21%	-37.0%	▼	-107	Criminal	2023: 23.8%	2024: 21.3%
		Traffic	456	53%	-36.0%	▼	-256	Traffic	58.6%	53.4%
		Civil	210	25%	1.0%	▲	+2	Civil	17.1%	24.6%
		Civil Commitments	6	1%	20.0%	▲	+1	Civil Commitments	0.4%	0.7%
		GRAND TOTAL	854	100%	-29.7%	▼	-360	GRAND TOTAL	100%	100%

Filings by Division & Code

Division	Case Type Description	Code	Summary	Change	% Change	Absolute Change
Criminal	Misdemeanor	M	114	▼	-35.6%	-63
	Felony	F	43	▼	-52.7%	-48
	Show Cause	SC	13	▲	+225.0%	+9
	Capias	CA	6	▼	-25.0%	-2
	Civil Violation	CV	5	▼	-37.5%	-3
	Motion	MO	1	↔		-
	Total			182	▼	-37.0%
Traffic	Infraction	I	319	▼	-43.5%	-246
	Misdemeanor	M	127	▼	-9.9%	-14
	Show Cause	SC	6	▲	+100.0%	+3
	Felony	F	3	▲	+200.0%	+2
	Capias	CA	1	▲	-	+1
	Restricted Operators License	RL	0	▼	-100.0%	-2
	Total			456	▼	-36.0%
Civil	Warrant in Debt	WD	96	▲	+24.7%	+19
	Garnishment	GA	47	▼	-17.5%	-10
	Unlawful Detainer	UD	18	▼	-21.7%	-5
	Other	OT	16	↔	+77.8%	+7
	Protective Order	PO	11	▲	-	+11
	Preliminary Protective Order	PP	6	▲	+50.0%	+2
	Admin License	AL	3	▼	-62.5%	-5
	Detinue	DT	3	▲	+50.0%	+1
	Abstract	AJ	2	▼	-50.0%	-2
	Impoundment	IM	2	▼	-33.3%	-1
	Interrogatory	IN	2	▼	-71.4%	-5
	Bond Forfeiture	BF	1	▼	-80.0%	-4
	Motion for Judgment	MJ	1	↔		-
	Show Cause	SC	1	▼	-85.7%	-6
	Tenants Assertion	TA	1	↔		-
Total			210	▲	1.0%	+2
Civil Commitments	Temporary Detention Order	TD	6	▲	+50.0%	+2
	Emergency Custody Order	EC	0	▼	-100.0%	-1
	Total		6	▲	20.0%	+1
GRAND TOTAL			854	▼	-29.7%	-360

Filings by Major Case Category**

Category	Summary	Change	% Change	Absolute Change
Felony	46	▲	-50.0%	-46
Garnishment	49	▼	-23.4%	-15
General Civil	100	▼	+23.5%	+19
Infraction/Civil Violation	324	▼	-43.5%	-249
Landlord /Tenant	19	▼	-20.8%	-5
Misdemeanor	241	▼	-24.7%	-79
Other	58	▲	+3.6%	+2
Protective Orders	17	▲	+325.0%	+13
GRAND TOTAL	854	▼	-29.7%	-360

* Compared to same time period as previous year

** Case Type Categories are defined in the 2017 Virginia Judicial Workload Assessment

Source: SCV-SQL-Information

* Compared to same time period as previous year

** Case Type Categories are defined in the 2017 Virginia Judicial Workload Assessment
Source: SCV-SQL-Information

2024 Overall GRAND TOTAL		Distribution of Caseload			Change*		Percentage (%) of Caseload		
2,024	+77	Criminal	208	10%	54.1% ▲	+73	Criminal	2023 6.9%	2024 10.3%
		Traffic	687	34%	-12.3% ▼	-96	Traffic	40.2%	33.9%
2024		Civil	1,125	56%	9.9% ▲	+101	Civil	52.6%	55.6%
2023		Civil Commitments	4	0%	-20.0% ▼	-1	Civil Commitments	0.3%	0.2%
		GRAND TOTAL	2,024	100%	4.0% ▲	+77	GRAND TOTAL	100%	100%

Filings by Division & Code

Division	Case Type Description	Code	Summary	Change	% Change	Absolute Change
Criminal	Misdemeanor	M	128	▲	+75.3%	+55
	Felony	F	65	▲	+109.7%	+34
	Capias	CA	7	▼	-50.0%	-7
	Show Cause	SC	6	▼	-45.5%	-5
	Civil Violation	CV	1	▼	-83.3%	-5
	Restricted Operators License	RL	1	▲	-	+1
	Total			208	▲	54.1%
Traffic	Infraction	I	583	▼	-13.1%	-88
	Misdemeanor	M	102	▼	-6.4%	-7
	Felony	F	2	▲	-	+2
	Capias	CA	0	▼	-100.0%	-1
	Civil Violation	CV	0	▼	-100.0%	-1
	Show Cause	SC	0	▼	-100.0%	-1
	Total			687	▼	-12.3%
Civil	Warrant in Debt	WD	1,035	▲	+10.7%	+100
	Garnishment	GA	36	↔	-	-
	Unlawful Detainer	UD	27	▲	+22.7%	+5
	Other	OT	10	▼	-33.3%	-5
	Admin License	AL	4	▼	-42.9%	-3
	Detinue	DT	3	▲	-	+3
	Preliminary Protective Order	PP	3	▼	-40.0%	-2
	Counter Claim	CC	2	▲	-	+2
	Show Cause	SC	2	▲	+100.0%	+1
	Impoundment	IM	1	▼	-50.0%	-1
	Interrogatory	IN	1	▲	-	+1
	Motion for Judgment	MJ	1	▲	-	+1
	Restricted Operators License	RL	0	▼	-100.0%	-1
Total			1,125	▲	9.9%	+101
Civil Commitments	Temporary Detention Order	TD	4	▼	-20.0%	-1
	Total		4	▼	-20.0%	-1
GRAND TOTAL			2,024	▲	4.0%	+77



Filings by Major Case Category**

Category	Summary	Change	% Change	Absolute Change
Felony	67	▲	+116.1%	+36
Garnishment	37	▲	+2.8%	+1
General Civil	1,041	▲	+10.7%	+101
Infraction/Civil Violation	584	▼	-13.9%	-94
Landlord /Tenant	27	▲	+22.7%	+5
Misdemeanor	231	▲	+26.2%	+48
Other	34	▲	-34.6%	-18
Protective Orders	3	▼	-40.0%	-2
GRAND TOTAL	2,024	▲	4.0%	+77

* Compared to same time period as previous year

** Case Type Categories are defined in the 2017 Virginia Judicial Workload Assessment

Source: SCV-SQL-Information

2024 Overall GRAND TOTAL		Distribution of Caseload			Change*		Percentage (%) of Caseload		
13,436	+1,163	Criminal	1,785	13%	-2.9% ▼	-53	Criminal	2023	2024
		Traffic	6,835	51%	15.7% ▲	+929	Traffic	15.0%	13.3%
		Civil	4,611	34%	6.9% ▲	+299	Civil	48.1%	50.9%
		Civil Commitments	205	2%	-5.5% ▼	-12	Civil Commitments	35.1%	34.3%
		GRAND TOTAL	13,436	100%	9.5% ▲	+1,163	GRAND TOTAL	1.8%	1.5%
							GRAND TOTAL	100%	100%

Filings by Division & Code

Division	Case Type Description	Code	Summary	Change	% Change	Absolute Change
Criminal	Misdemeanor	M	1,062	▲	+0.3%	+3
	Felony	F	488	▼	-9.3%	-50
	Capias	CA	167	▲	+3.7%	+6
	Civil Violation	CV	43	▼	-10.4%	-5
	Show Cause	SC	25	▼	-21.9%	-7
	Total			1,785	▼	-2.9%
Traffic	Infraction	I	5,316	▲	+18.0%	+812
	Misdemeanor	M	1,465	▲	+8.0%	+108
	Capias	CA	37	▲	+94.7%	+18
	Felony	F	13	▼	-35.0%	-7
	Show Cause	SC	3	▼	-40.0%	-2
	Civil Violation	CV	1	↔		-
	Total			6,835	▲	15.7%
Civil	Warrant in Debt	WD	2,253	▲	+14.0%	+277
	Garnishment	GA	1,178	▲	+8.2%	+89
	Unlawful Detainer	UD	614	▼	-0.5%	-3
	Other	OT	98	▲	+28.9%	+22
	Preliminary Protective Order	PP	81	▼	-17.3%	-17
	Admin License	AL	75	▼	-25.0%	-25
	Show Cause	SC	61	▲	+48.8%	+20
	Protective Order	PO	55	▼	-26.7%	-20
	Interrogatory	IN	54	▲	+68.8%	+22
	Detinue	DT	40	▼	-27.3%	-15
	Abstract	AJ	36	▼	-33.3%	-18
	Motion for Judgment	MJ	27	▼	-12.9%	-4
	Impoundment	IM	22	▼	-54.2%	-26
	Capias	CA	5	▲	+150.0%	+3
	Bond Forfeiture	BF	4	▲	+33.3%	+1
	Counter Claim	CC	3	▼	-57.1%	-4
	Petition-Restore Arms	PR	2	↔		-
	Tenants Assertion	TA	2	↔		-
	Overweight	OC	1	▲	-	+1
	Cross Claim	CR	0	▼	-100.0%	-1
	Restricted Operators License	RL	0	▼	-100.0%	-1
Third Party Claim	TH	0	▼	-100.0%	-2	
Total			4,611	▲	6.9%	+299
Civil Commitments	Temporary Detention Order	TD	118	▼	-7.8%	-10
	Emergency Custody Order	EC	54	▲	+14.9%	+7
	Mental Commitment	MC	30	▼	-14.3%	-5
	Other	OT	3	▼	-57.1%	-4
	Total			205	▼	-5.5%
GRAND TOTAL			13,436	▲	9.5%	+1,163

Filings by Major Case Category**

Category	Summary	Change	% Change	Absolute Change
Felony	501	▼	-10.2%	-57
Garnishment	1,232	▲	+9.9%	+111
General Civil	2,337	▲	+13.1%	+271

* Compared to same time period as previous year

** Case Type Categories are defined in the 2017 Virginia Judicial Workload Assessment

Source: SCV-SQL-Information


CPSS - GCMS CASELOAD STATISTICS OF THE GENERAL DISTRICT COURTS

January 2024 thru June 2024 Filings (Compared to January 2023 thru June 2023)

Infraction/Civil Violation	5,361	▲	+17.7%	+808
Involuntary Civil Commitments	3	▼	-57.1%	-4
Landlord /Tenant	616	▼	-0.5%	-3
Misdemeanor	2,527	▼	+4.6%	+110
Other	723	▼	-4.7%	-36
Protective Orders	136	▼	-21.4%	-37
GRAND TOTAL	13,436	▲	9.5%	+1,163

* Compared to same time period as previous year

** Case Type Categories are defined in the 2017 Virginia Judicial Workload Assessment
Source: SCV-SQL-Information

2024 Overall GRAND TOTAL		Distribution of Caseload			Change*		Percentage (%) of Caseload		
14,167	+761	Criminal	2,801	20%	-6.6% ▼	-199	Criminal	2023	2024
		Traffic	6,705	47%	2.5% ▲	+162	Traffic	48.8%	47.3%
2024		Civil	4,564	32%	21.5% ▲	+808	Civil	28.0%	32.2%
2023		Civil Commitments	97	1%	-9.3% ▼	-10	Civil Commitments	0.8%	0.7%
		GRAND TOTAL	14,167	100%	5.7% ▲	+761	GRAND TOTAL	100%	100%

Filings by Division & Code

Division	Case Type Description	Code	Summary	Change	% Change	Absolute Change
Criminal	Misdemeanor	M	1,519	▼	-3.6%	-56
	Felony	F	808	▼	-20.8%	-212
	Capias	CA	321	▲	+17.2%	+47
	Civil Violation	CV	79	▼	-3.7%	-3
	Show Cause	SC	74	▲	+51.0%	+25
	Total			2,801	▼	-6.6%
Traffic	Infraction	I	5,011	▲	+2.2%	+107
	Misdemeanor	M	1,568	▲	+5.0%	+74
	Felony	F	60	▼	-11.8%	-8
	Capias	CA	46	▼	-2.1%	-1
	Civil Violation	CV	16	▼	-30.4%	-7
	Show Cause	SC	4	▼	-42.9%	-3
Total			6,705	▲	2.5%	+162
Civil	Warrant in Debt	WD	1,885	▲	+29.9%	+434
	Garnishment	GA	1,164	▲	+39.1%	+327
	Unlawful Detainer	UD	693	▲	+8.3%	+53
	Admin License	AL	149	▼	-5.7%	-9
	Impoundment	IM	136	▲	+6.3%	+8
	Show Cause	SC	124	▼	-3.9%	-5
	Other	OT	116	▲	-12.8%	-17
	Preliminary Protective Order	PP	80	▲	+21.2%	+14
	Bond Forfeiture	BF	46	▲	+109.1%	+24
	Abstract	AJ	39	▼	-47.3%	-35
	Interrogatory	IN	38	▼	-38.7%	-24
	Motion for Judgment	MJ	33	▲	+120.0%	+18
	Protective Order	PO	26	▲	+23.8%	+5
	Zoning Violation	ZO	11	▲	-	+11
	Tenants Assertion	TA	9	▲	+125.0%	+5
	Detinue	DT	6	▼	-33.3%	-3
	Capias	CA	4	↔	-	-
	Restricted Operators License	RL	2	▲	-	+2
	Attachment	AT	1	▲	-	+1
	Counter Claim	CC	1	▼	-66.7%	-2
Overweight	OC	1	▲	-	+1	
Total			4,564	▲	21.5%	+808
Civil Commitments	Temporary Detention Order	TD	57	▲	+11.8%	+6
	Emergency Custody Order	EC	40	▼	-27.3%	-15
	Medical Emergency Temporary Detention Order	MT	0	▼	-100.0%	-1
	Total		97	▼	-9.3%	-10
GRAND TOTAL			14,167	▲	5.7%	+761

Filings by Major Case Category**

Category	Summary	Change	% Change	Absolute Change
Felony	868	▼	-20.2%	-220
Garnishment	1,202	▲	+33.7%	+303
General Civil	1,962	▲	+30.5%	+458
Infraction/Civil Violation	5,107	▲	+2.0%	+98
Landlord /Tenant	702	▲	+9.0%	+58

* Compared to same time period as previous year

** Case Type Categories are defined in the 2017 Virginia Judicial Workload Assessment

CPSS - GCMS CASELOAD STATISTICS OF THE GENERAL DISTRICT COURTS

January 2024 thru June 2024 Filings (Compared to January 2023 thru June 2023)

Stafford

District: 15 FIPS: 179

Misdemeanor	3,100	▲	+1.0%	+31
Other	1,120	▲	+1.3%	+14
Protective Orders	106	▲	+21.8%	+19
GRAND TOTAL	14,167	▲	5.7%	+761

* Compared to same time period as previous year

** Case Type Categories are defined in the 2017 Virginia Judicial Workload Assessment
Source: SCV-SQL-Information

2024 Overall GRAND TOTAL		Distribution of Caseload			Change*		Percentage (%) of Caseload		
2024	2,324	Criminal	269	12%	20.1% ▲	+45	Criminal	2023	2024
		Traffic	1,532	66%	-6.9% ▼	-113	Traffic	9.8%	11.6%
2023	+45	Civil	498	21%	26.7% ▲	+105	Civil	72.2%	65.9%
		Civil Commitments	25	1%	47.1% ▲	+8	Civil Commitments	17.2%	21.4%
		GRAND TOTAL	2,324	100%	2.0% ▲	+45	GRAND TOTAL	100%	100%

Filings by Division & Code

Division	Case Type Description	Code	Summary	Change	% Change	Absolute Change
Criminal	Misdemeanor	M	181	▲	+35.1%	+47
	Felony	F	69	▲	+6.2%	+4
	Capias	CA	9	▼	-18.2%	-2
	Show Cause	SC	6	▲	+20.0%	+1
	Civil Violation	CV	4	▼	-55.6%	-5
	Total			269	▲	20.1%
Traffic	Infraction	I	1,244	▼	-10.6%	-148
	Misdemeanor	M	257	▲	+20.7%	+44
	Capias	CA	10	▼	-37.5%	-6
	Show Cause	SC	10	▼	-28.6%	-4
	Felony	F	7	▲	+16.7%	+1
	Civil Violation	CV	4	↔		-
	Total			1,532	▼	-6.9%
Civil	Warrant in Debt	WD	234	▲	+51.9%	+80
	Garnishment	GA	89	▼	-11.9%	-12
	Unlawful Detainer	UD	60	▲	+27.7%	+13
	Impoundment	IM	35	▲	+2.9%	+1
	Other	OT	34	▲	+41.7%	+10
	Admin License	AL	22	▲	+29.4%	+5
	Protective Order	PO	14	▲	+75.0%	+6
	Interrogatory	IN	4	▲	-	+4
	Preliminary Protective Order	PP	3	▲	+200.0%	+2
	Show Cause	SC	2	▲	-	+2
	Detinue	DT	1	↔		-
	Abstract	AJ	0	▼	-100.0%	-5
	Motion for Judgment	MJ	0	▼	-100.0%	-1
	Total			498	▲	26.7%
Civil Commitments	Temporary Detention Order	TD	22	▲	+57.1%	+8
	Emergency Custody Order	EC	3	↔		-
	Total		25	▲	47.1%	+8
GRAND TOTAL			2,324	▲	2.0%	+45

Filings by Major Case Category**



Category	Summary	Change	% Change	Absolute Change
Felony	76	▲	+7.0%	+5
Garnishment	93	▲	-7.9%	-8
General Civil	240	▼	+49.1%	+79
Infraction/Civil Violation	1,252	▼	-10.9%	-153
Landlord /Tenant	60	▲	+27.7%	+13
Misdemeanor	438	▲	+26.2%	+91
Other	148	▲	+7.2%	+10
Protective Orders	17	▲	+88.9%	+8
GRAND TOTAL	2,324	▲	2.0%	+45

* Compared to same time period as previous year

** Case Type Categories are defined in the 2017 Virginia Judicial Workload Assessment
 Source: SCV-SQL-Information

CPSS - GCMS CASELOAD STATISTICS OF THE GENERAL DISTRICT COURTS

January 2024 thru June 2024 Filings (Compared to January 2023 thru June 2023)

2024 Overall GRAND TOTAL		Distribution of Caseload			Change*		Percentage (%) of Caseload		
9,009	-1,219	Criminal	1,233	14%	7.6% ▲	+87	Criminal	2023	2024
		Traffic	4,628	51%	-24.6% ▼	-1,506	Traffic	60.0%	51.4%
2024	2023	Civil	3,012	33%	7.2% ▲	+201	Civil	27.5%	33.4%
		Civil Commitments	136	2%	-0.7% ▼	-1	Civil Commitments	1.3%	1.5%
		GRAND TOTAL	9,009	100%	-11.9% ▼	-1,219	GRAND TOTAL	100%	100%

Filings by Division & Code

Division	Case Type Description	Code	Summary	Change	% Change	Absolute Change
Criminal	Misdemeanor	M	698	▲	+12.4%	+77
	Felony	F	258	▼	-4.8%	-13
	Capias	CA	126	▲	+0.8%	+1
	Show Cause	SC	109	▲	+1.9%	+2
	Civil Violation	CV	42	▲	+90.9%	+20
	Total			1,233	▲	7.6%
Traffic	Infraction	I	3,704	▼	-25.8%	-1,285
	Misdemeanor	M	839	▼	-20.7%	-219
	Show Cause	SC	34	▲	+54.5%	+12
	Capias	CA	32	▼	-20.0%	-8
	Felony	F	16	▼	-33.3%	-8
	Civil Violation	CV	3	▲	+200.0%	+2
Total			4,628	▼	-24.6%	-1,506
Civil	Warrant in Debt	WD	1,131	▲	+18.2%	+174
	Garnishment	GA	721	▲	+24.3%	+141
	Unlawful Detainer	UD	677	▲	+1.8%	+12
	Other	OT	136	▼	-6.2%	-9
	Detinue	DT	70	▼	-50.4%	-71
	Preliminary Protective Order	PP	64	▼	-22.9%	-19
	Protective Order	PO	62	▲	+10.7%	+6
	Admin License	AL	41	▲	+32.3%	+10
	Interrogatory	IN	33	▼	-8.3%	-3
	Abstract	AJ	28	▲	+27.3%	+6
	Show Cause	SC	17	▼	-60.5%	-26
	Impoundment	IM	9	▼	-60.9%	-14
	Motion for Judgment	MJ	5	▼	-28.6%	-2
	Zoning Violation	ZO	5	↔	-	-
	Counter Claim	CC	4	▼	-63.6%	-7
	Tenants Assertion	TA	4	▲	+33.3%	+1
	Bond Forfeiture	BF	1	▲	-	+1
	Distress Seizure	DS	1	▲	-	+1
	Overweight	OC	1	▲	-	+1
	Petition to Require Blood Test	BT	1	▲	-	+1
	Petition-Restore Arms	PR	1	↔	-	-
Capias	CA	0	▼	-100.0%	-2	
Total			3,012	▲	7.2%	+201
Civil Commitments	Temporary Detention Order	TD	89	▼	-6.3%	-6
	Emergency Custody Order	EC	46	▲	+9.5%	+4
	Mental Commitment	MC	1	▲	-	+1
Total			136	▼	-0.7%	-1
GRAND TOTAL			9,009	▼	-11.9%	-1,219

Filings by Major Case Category**

Category	Summary	Change	% Change	Absolute Change
Felony	274	▼	-7.1%	-21
Garnishment	754	▲	+22.4%	+138
General Civil	1,246	▲	+8.5%	+98
Infraction/Civil Violation	3,750	▲	-25.2%	-1,262

* Compared to same time period as previous year

** Case Type Categories are defined in the 2017 Virginia Judicial Workload Assessment



CPSS - GCMS CASELOAD STATISTICS OF THE GENERAL DISTRICT COURTS

January 2024 thru June 2024 Filings (Compared to January 2023 thru June 2023)

Landlord /Tenant	681	▲	+1.9%	+13
Misdemeanor	1,542	▼	-8.4%	-142
Other	636	▲	-4.5%	-30
Protective Orders	126	▼	-9.4%	-13
GRAND TOTAL	9,009	▼	-11.9%	-1,219

* Compared to same time period as previous year

** Case Type Categories are defined in the 2017 Virginia Judicial Workload Assessment
Source: SCV-SQL-Information

2024 Overall GRAND TOTAL		Distribution of Caseload			Change*		Percentage (%) of Caseload		
3,641	-378	Criminal	861	24%	1.1% ▲	+9	Criminal	2023	2024
		Traffic	1,155	32%	-29.7% ▼	-489	Traffic	21.2%	23.6%
		Civil	1,223	34%	11.2% ▲	+123	Civil	40.9%	31.7%
		Civil Commitments	402	11%	-5.0% ▼	-21	Civil Commitments	27.4%	33.6%
		GRAND TOTAL	3,641	100%	-9.4% ▼	-378	GRAND TOTAL	10.5%	11.0%
							GRAND TOTAL	100%	100%

Filings by Division & Code

Division	Case Type Description	Code	Summary	Change	% Change	Absolute Change
Criminal	Misdemeanor	M	514	▲	+8.0%	+38
	Felony	F	136	▼	-26.1%	-48
	Capias	CA	106	▲	+8.2%	+8
	Show Cause	SC	89	▲	+30.9%	+21
	Civil Violation	CV	16	▼	-38.5%	-10
	Total			861	▲	1.1%
Traffic	Infraction	I	932	▼	-30.8%	-414
	Misdemeanor	M	191	▼	-31.8%	-89
	Show Cause	SC	16	▲	+100.0%	+8
	Capias	CA	15	▲	+87.5%	+7
	Felony	F	1	▲	-	+1
	Civil Violation	CV	0	▼	-100.0%	-1
	Other	O	0	▼	-100.0%	-1
	Total			1,155	▼	-29.7%
Civil	Warrant in Debt	WD	476	▲	+18.1%	+73
	Garnishment	GA	280	▲	+20.2%	+47
	Unlawful Detainer	UD	198	▲	+27.7%	+43
	Other	OT	117	▼	+1.7%	+2
	Preliminary Protective Order	PP	42	▼	-25.0%	-14
	Protective Order	PO	37	▼	-7.5%	-3
	Admin License	AL	26	▼	-33.3%	-13
	Interrogatory	IN	14	▲	+75.0%	+6
	Abstract	AJ	10	▲	+900.0%	+9
	Motion for Judgment	MJ	9	▲	+28.6%	+2
	Show Cause	SC	5	▼	-68.8%	-11
	Detinue	DT	4	▼	-63.6%	-7
	Impoundment	IM	4	▼	-55.6%	-5
	Tenants Assertion	TA	1	▼	-50.0%	-1
	Bond Forfeiture	BF	0	▼	-100.0%	-1
	Counter Claim	CC	0	▼	-100.0%	-2
	Petition-Restore Arms	PR	0	▼	-100.0%	-1
	Zoning Violation	ZO	0	▼	-100.0%	-1
Total			1,223	▲	11.2%	+123
Civil Commitments	Mental Commitment	MC	159	▲	+19.5%	+26
	Temporary Detention Order	TD	103	▼	-20.2%	-26
	Emergency Custody Order	EC	87	▼	-16.3%	-17
	Other	OT	51	▼	-7.3%	-4
	Medical Emergency Temporary Detention Order	MT	2	▲	+100.0%	+1
	Medical Emergency Custody Order	ME	0	▼	-100.0%	-1
Total			402	▼	-5.0%	-21
GRAND TOTAL			3,641	▼	-9.4%	-378

Filings by Major Case Category**

Category	Summary	Change	% Change	Absolute Change
Felony	137	▲	-25.5%	-47
Garnishment	294	▲	+22.0%	+53
General Civil	515	▼	+14.4%	+65
Infraction/Civil Violation	948	▼	-31.0%	-426

* Compared to same time period as previous year

** Case Type Categories are defined in the 2017 Virginia Judicial Workload Assessment

CPSS - GCMS CASELOAD STATISTICS OF THE GENERAL DISTRICT COURTS
 January 2024 thru June 2024 Filings (Compared to January 2023 thru June 2023)



Involuntary Civil Commitments	51	▼	-7.3%	-4
Landlord /Tenant	199	▼	+26.8%	+42
Misdemeanor	705	▼	-6.9%	-52
Other	713	▲	+1.1%	+8
Protective Orders	79	▼	-17.7%	-17
GRAND TOTAL	3,641	▼	-9.4%	-378

* Compared to same time period as previous year

** Case Type Categories are defined in the 2017 Virginia Judicial Workload Assessment
 Source: SCV-SQL-Information

CPSS - GCMS CASELOAD STATISTICS OF THE GENERAL DISTRICT COURTS

January 2024 thru June 2024 Filings (Compared to January 2023 thru June 2023)

2024 Overall GRAND TOTAL		Distribution of Caseload			Change*		Percentage (%) of Caseload		
6,254	+117	Criminal	737	12%	-29.1% ▼	-302	Criminal	2023	2024
		Traffic	3,816	61%	1.8% ▲	+66	Traffic	16.9%	11.8%
		Civil	1,652	26%	27.4% ▲	+355	Civil	61.1%	61.0%
		Civil Commitments	49	1%	-3.9% ▼	-2	Civil Commitments	21.1%	26.4%
		GRAND TOTAL	6,254	100%	1.9% ▲	+117	GRAND TOTAL	0.8%	0.8%
							GRAND TOTAL	100%	100%

Filings by Division & Code

Division	Case Type Description	Code	Summary	Change	% Change	Absolute Change
Criminal	Misdemeanor	M	379	▼	-25.5%	-130
	Felony	F	192	▼	-38.3%	-119
	Capias	CA	79	▼	-15.1%	-14
	Show Cause	SC	72	▼	-28.7%	-29
	Civil Violation	CV	15	▼	-40.0%	-10
	Total			737	▼	-29.1%
Traffic	Infraction	I	2,466	▲	+2.1%	+50
	Misdemeanor	M	1,110	▲	+4.6%	+49
	Show Cause	SC	102	▼	-17.7%	-22
	Capias	CA	92	▼	-11.5%	-12
	Felony	F	30	▲	+25.0%	+6
	Civil Violation	CV	14	▼	-12.5%	-2
	Restricted Operators License	RL	2	▼	-60.0%	-3
	Total			3,816	▲	1.8%
Civil	Warrant in Debt	WD	795	▲	+61.6%	+303
	Garnishment	GA	429	▲	+13.5%	+51
	Unlawful Detainer	UD	187	▲	+7.5%	+13
	Other	OT	48	▲	+33.3%	+12
	Impoundment	IM	37	↔		-
	Admin License	AL	34	▲	+21.4%	+6
	Preliminary Protective Order	PP	20	▼	-25.9%	-7
	Protective Order	PO	20	▼	-13.0%	-3
	Show Cause	SC	19	▼	-5.0%	-1
	Interrogatory	IN	16	▲	+77.8%	+7
	Detinue	DT	15	▼	-59.5%	-22
	Bond Forfeiture	BF	14	▲	+27.3%	+3
	Abstract	AJ	11	▼	-15.4%	-2
	Overweight	OC	3	▲	-	+3
	Motion for Judgment	MJ	2	▼	-60.0%	-3
	Capias	CA	1	▼	-66.7%	-2
	Petition-Restore Arms	PR	1	↔		-
	Counter Claim	CC	0	▼	-100.0%	-2
	Petition to Require Blood Test	BT	0	▼	-100.0%	-1
	Total			1,652	▲	27.4%
Civil Commitments	Temporary Detention Order	TD	37	▼	-15.9%	-7
	Emergency Custody Order	EC	12	▲	+71.4%	+5
	Total			49	▼	-3.9%
GRAND TOTAL			6,254	▲	1.9%	+117

Filings by Major Case Category**

Category	Summary	Change	% Change	Absolute Change
Felony	222	▼	-33.7%	-113
Garnishment	445	▲	+15.0%	+58
General Civil	825	▼	+51.9%	+282
Infraction/Civil Violation	2,498	▲	+1.7%	+41
Landlord /Tenant	187	▲	+7.5%	+13
Misdemeanor	1,491	▼	-5.3%	-84
Other	546	▼	-11.4%	-70

* Compared to same time period as previous year

** Case Type Categories are defined in the 2017 Virginia Judicial Workload Assessment



CPSS - GCMS CASELOAD STATISTICS OF THE GENERAL DISTRICT COURTS

January 2024 thru June 2024 Filings (Compared to January 2023 thru June 2023)

Protective Orders	40	▼	-20.0%	-10
GRAND TOTAL	6,254	▲	1.9%	+117

* Compared to same time period as previous year

** Case Type Categories are defined in the 2017 Virginia Judicial Workload Assessment
Source: SCV-SQL-Information

2024 Overall GRAND TOTAL		Distribution of Caseload			Change*		Percentage (%) of Caseload			
2,206	-691	Criminal	257	12%	-3.4%	▼	-9	Criminal	2023: 9.2%	2024: 11.7%
		Traffic	1,448	66%	-32.9%	▼	-709	Traffic	74.5%	65.6%
		Civil	473	21%	8.2%	▲	+36	Civil	15.1%	21.4%
		Civil Commitments	28	1%	-24.3%	▼	-9	Civil Commitments	1.3%	1.3%
		GRAND TOTAL	2,206	100%	-23.9%	▼	-691	GRAND TOTAL	100%	100%

Filings by Division & Code

Division	Case Type Description	Code	Summary	Change	% Change	Absolute Change
Criminal	Misdemeanor	M	151	▲	+22.8%	+28
	Felony	F	54	▼	-16.9%	-11
	Show Cause	SC	32	▼	-20.0%	-8
	Capias	CA	10	▼	-56.5%	-13
	Civil Violation	CV	10	▼	-33.3%	-5
	Total			257	▼	-3.4%
Traffic	Infraction	I	1,130	▼	-38.9%	-719
	Misdemeanor	M	251	▼	-1.2%	-3
	Show Cause	SC	47	▲	+27.0%	+10
	Capias	CA	19	▲	+46.2%	+6
	Felony	F	1	▼	-75.0%	-3
	Total			1,448	▼	-32.9%
Civil	Warrant in Debt	WD	240	▲	+25.7%	+49
	Garnishment	GA	123	▲	+18.3%	+19
	Impoundment	IM	32	▼	-40.7%	-22
	Preliminary Protective Order	PP	19	▲	+111.1%	+10
	Other	OT	18	↔		-
	Unlawful Detainer	UD	11	▼	-54.2%	-13
	Admin License	AL	8	▼	-11.1%	-1
	Interrogatory	IN	8	▼	-11.1%	-1
	Protective Order	PO	5	▼	-44.4%	-4
	Show Cause	SC	4	▲	+33.3%	+1
	Detinue	DT	3	▼	-25.0%	-1
	Motion for Judgment	MJ	1	↔		-
	Petition-Restore Arms	PR	1	▲	-	+1
	Overweight	OC	0	▼	-100.0%	-1
	Tenants Assertion	TA	0	▼	-100.0%	-1
Total			473	▲	8.2%	+36
Civil Commitments	Temporary Detention Order	TD	13	▼	-43.5%	-10
	Mental Commitment	MC	8	↔		-
	Emergency Custody Order	EC	7	▲	+16.7%	+1
	Total			28	▼	-24.3%
GRAND TOTAL			2,206	▼	-23.9%	-691

Filings by Major Case Category**

Category	Summary	Change	% Change	Absolute Change
Felony	55	▼	-20.3%	-14
Garnishment	131	▲	+15.9%	+18
General Civil	247	▲	+21.7%	+44
Infraction/Civil Violation	1,140	▼	-38.9%	-725
Landlord /Tenant	11	▼	-56.0%	-14
Misdemeanor	402	▲	+6.6%	+25
Other	196	▼	-13.7%	-31
Protective Orders	24	▲	+33.3%	+6
GRAND TOTAL	2,206	▼	-23.9%	-691

* Compared to same time period as previous year

** Case Type Categories are defined in the 2017 Virginia Judicial Workload Assessment

Source: SCV-SQL-Information

CPSS - GCMS CASELOAD STATISTICS OF THE GENERAL DISTRICT COURTS

January 2024 thru June 2024 Filings (Compared to January 2023 thru June 2023)

2024 Overall GRAND TOTAL		Distribution of Caseload			Change*		Percentage (%) of Caseload		
3,457 +88 	Criminal	252	7%	10.0% ▲	+23	Criminal	2023	2024	
	Traffic	2,793	81%	-1.9% ▼	-55	Traffic	6.8%	7.3%	
	Civil	405	12%	39.2% ▲	+114	Civil	84.5%	80.8%	
	Civil Commitments	7	0%	600.0% ▲	+6	Civil Commitments	8.6%	11.7%	
	GRAND TOTAL	3,457	100%	2.6% ▲	+88	GRAND TOTAL	0.0%	0.2%	
						GRAND TOTAL	100%	100%	

Filings by Division & Code

Division	Case Type Description	Code	Summary	Change	% Change	Absolute Change
Criminal	Misdemeanor	M	170	▲	+1.8%	+3
	Felony	F	45	▲	+95.7%	+22
	Civil Violation	CV	16	▲	+6.7%	+1
	Show Cause	SC	14	▲	+75.0%	+6
	Capias	CA	7	▼	-56.3%	-9
	Total			252	▲	10.0%
Traffic	Infraction	I	2,240	▼	-0.1%	-3
	Misdemeanor	M	545	▼	-8.1%	-48
	Civil Violation	CV	2	▲	-	+2
	Felony	F	2	▼	-33.3%	-1
	Show Cause	SC	2	↔	-	-
	Capias	CA	1	▼	-85.7%	-6
	Other	O	1	▲	-	+1
	Total			2,793	▼	-1.9%
Civil	Warrant in Debt	WD	201	▲	+77.9%	+88
	Garnishment	GA	81	▲	+8.0%	+6
	Admin License	AL	43	▲	+30.3%	+10
	Unlawful Detainer	UD	26	▲	+36.8%	+7
	Other	OT	15	▼	-25.0%	-5
	Impoundment	IM	11	▲	+83.3%	+5
	Motion for Judgment	MJ	6	▲	+200.0%	+4
	Show Cause	SC	6	▲	+20.0%	+1
	Preliminary Protective Order	PP	5	▼	-44.4%	-4
	Overweight	OC	4	▲	-	+4
	Protective Order	PO	3	↔	-	-
	Interrogatory	IN	2	↔	-	-
	Abstract	AJ	1	▲	-	+1
	Detinue	DT	1	↔	-	-
	Counter Claim	CC	0	▼	-100.0%	-2
	Third Party Claim	TH	0	▼	-100.0%	-1
Total			405	▲	39.2%	+114
Civil Commitments	Emergency Custody Order	EC	4	▲	+300.0%	+3
	Temporary Detention Order	TD	3	▲	-	+3
	Total		7	▲	600.0%	+6
GRAND TOTAL			3,457	▲	2.6%	+88

Filings by Major Case Category**

Category	Summary	Change	% Change	Absolute Change
Felony	47	▲	+80.8%	+21
Garnishment	83	▲	+7.8%	+6
General Civil	213	▲	+76.0%	+92
Infraction/Civil Violation	2,263	▲	+0.2%	+5
Landlord /Tenant	26	▲	+36.8%	+7
Misdemeanor	715	▼	-5.9%	-45
Other	102	▲	+6.3%	+6
Protective Orders	8	▼	-33.3%	-4
GRAND TOTAL	3,457	▲	2.6%	+88

* Compared to same time period as previous year



** Case Type Categories are defined in the 2017 Virginia Judicial Workload Assessment

* Compared to same time period as previous year

** Case Type Categories are defined in the 2017 Virginia Judicial Workload Assessment
Source: SCV-SQL-Information

CPSS - GCMS CASELOAD STATISTICS OF THE GENERAL DISTRICT COURTS

January 2024 thru June 2024 Filings (Compared to January 2023 thru June 2023)

2024 Overall GRAND TOTAL		Distribution of Caseload			Change*		Percentage (%) of Caseload		
3,448	+1,282	Criminal	296	9%	-4.2% ▼	-13	Criminal	2023	2024
		Traffic	2,664	77%	84.2% ▲	+1,218	Traffic	14.3%	8.6%
		Civil	472	14%	21.0% ▲	+82	Civil	66.8%	77.3%
		Civil Commitments	16	0%	-23.8% ▼	-5	Civil Commitments	18.0%	13.7%
		GRAND TOTAL	3,448	100%	59.2% ▲	+1,282	GRAND TOTAL	100%	100%

Filings by Division & Code

Division	Case Type Description	Code	Summary	Change	% Change	Absolute Change
Criminal	Misdemeanor	M	184	▼	-0.5%	-1
	Felony	F	54	▲	+3.8%	+2
	Civil Violation	CV	23	▼	-20.7%	-6
	Capias	CA	20	▼	-4.8%	-1
	Show Cause	SC	15	▼	-28.6%	-6
	Restricted Operators License	RL	0	▼	-100.0%	-1
	Total			296	▼	-4.2%
Traffic	Infraction	I	2,361	▲	+91.8%	+1,130
	Misdemeanor	M	297	▲	+47.8%	+96
	Felony	F	3	▼	-25.0%	-1
	Capias	CA	2	↔	-	-
	Show Cause	SC	1	▼	-66.7%	-2
	Civil Violation	CV	0	▼	-100.0%	-4
	Restricted Operators License	RL	0	▼	-100.0%	-1
Total			2,664	▲	84.2%	+1,218
Civil	Warrant in Debt	WD	192	▲	+53.6%	+67
	Garnishment	GA	124	▲	+5.1%	+6
	Unlawful Detainer	UD	44	▲	+25.7%	+9
	Admin License	AL	21	▼	-36.4%	-12
	Other	OT	21	▲	+16.7%	+3
	Preliminary Protective Order	PP	19	▲	+26.7%	+4
	Protective Order	PO	17	▲	+54.5%	+6
	Show Cause	SC	9	▼	-25.0%	-3
	Impoundment	IM	8	▲	+33.3%	+2
	Abstract	AJ	5	▼	-28.6%	-2
	Tenants Assertion	TA	5	▲	-	+5
	Interrogatory	IN	3	▼	-25.0%	-1
	Motion for Judgment	MJ	3	▼	-25.0%	-1
	Zoning Violation	ZO	1	▲	-	+1
Counter Claim	CC	0	▼	-100.0%	-2	
Total			472	▲	21.0%	+82
Civil Commitments	Temporary Detention Order	TD	12	▼	-29.4%	-5
	Emergency Custody Order	EC	4	↔	-	-
Total			16	▼	-23.8%	-5
GRAND TOTAL			3,448	▲	59.2%	+1,282

Filings by Major Case Category**



Category	Summary	Change	% Change	Absolute Change
Felony	57	▼	+1.8%	+1
Garnishment	127	▼	+4.1%	+5
General Civil	202	▲	+53.0%	+70
Infraction/Civil Violation	2,384	▼	+88.6%	+1,120
Landlord /Tenant	49	▲	+40.0%	+14
Misdemeanor	482	▲	+24.2%	+94
Other	111	▼	-22.4%	-32
Protective Orders	36	▲	+38.5%	+10
GRAND TOTAL	3,448	▲	59.2%	+1,282

* Compared to same time period as previous year

** Case Type Categories are defined in the 2017 Virginia Judicial Workload Assessment

* Compared to same time period as previous year

** Case Type Categories are defined in the 2017 Virginia Judicial Workload Assessment
Source: SCV-SQL-Information

2024 Overall GRAND TOTAL		Distribution of Caseload			Change*		Percentage (%) of Caseload		
3,753	+391	Criminal	590	16%	8.1% ▲	+44	Criminal	2023	2024
		Traffic	2,100	56%	4.5% ▲	+91	Traffic	16.2%	15.7%
		Civil	1,018	27%	33.1% ▲	+253	Civil	59.8%	56.0%
		Civil Commitments	45	1%	7.1% ▲	+3	Civil Commitments	22.8%	27.1%
		GRAND TOTAL	3,753	100%	11.6% ▲	+391	GRAND TOTAL	1.2%	1.2%
							GRAND TOTAL	100%	100%

Filings by Division & Code

Division	Case Type Description	Code	Summary	Change	% Change	Absolute Change
Criminal	Misdemeanor	M	337	▲	+39.3%	+95
	Felony	F	158	▼	-25.8%	-55
	Capias	CA	39	▼	-2.5%	-1
	Civil Violation	CV	32	▲	+14.3%	+4
	Show Cause	SC	24	▲	+4.3%	+1
	Total			590	▲	8.1%
Traffic	Infraction	I	1,699	▲	+5.3%	+86
	Misdemeanor	M	385	▲	+1.3%	+5
	Felony	F	7	▲	+16.7%	+1
	Capias	CA	5	↔		-
	Show Cause	SC	4	↔		-
	Civil Violation	CV	0	▼	-100.0%	-1
	Total			2,100	▲	4.5%
Civil	Warrant in Debt	WD	460	▲	+39.8%	+131
	Garnishment	GA	234	▲	+18.2%	+36
	Impoundment	IM	93	▲	+63.2%	+36
	Unlawful Detainer	UD	88	▲	+22.2%	+16
	Other	OT	47	▲	+34.3%	+12
	Admin License	AL	30	▲	+42.9%	+9
	Preliminary Protective Order	PP	19	▲	+35.7%	+5
	Motion for Judgment	MJ	9	▲	+80.0%	+4
	Show Cause	SC	9	▲	+28.6%	+2
	Detinue	DT	8	▲	+60.0%	+3
	Protective Order	PO	7	▼	-12.5%	-1
	Abstract	AJ	5	▼	-37.5%	-3
	Interrogatory	IN	4	↔		-
	Counter Claim	CC	3	▲	-	+3
	Tenants Assertion	TA	2	▲	+100.0%	+1
	Overweight	OC	0	▼	-100.0%	-1
Total			1,018	▲	33.1%	+253
Civil Commitments	Temporary Detention Order	TD	38	▲	+5.6%	+2
	Emergency Custody Order	EC	7	▲	+16.7%	+1
	Total		45	▲	7.1%	+3
GRAND TOTAL			3,753	▲	11.6%	+391

Filings by Major Case Category**

Category	Summary	Change	% Change	Absolute Change
Felony	165	▼	-24.7%	-54
Garnishment	238	▲	+17.8%	+36
General Civil	487	▲	+39.9%	+139
Infraction/Civil Violation	1,731	▼	+5.4%	+88
Landlord /Tenant	90	▲	+23.3%	+17
Misdemeanor	722	▲	+16.1%	+100
Other	294	▲	+26.2%	+61
Protective Orders	26	▲	+18.2%	+4
GRAND TOTAL	3,753	▲	11.6%	+391

* Compared to same time period as previous year

** Case Type Categories are defined in the 2017 Virginia Judicial Workload Assessment

Source: SCV-SQL-Information

* Compared to same time period as previous year

** Case Type Categories are defined in the 2017 Virginia Judicial Workload Assessment
Source: SCV-SQL-Information

CPSS - GCMS CASELOAD STATISTICS OF THE GENERAL DISTRICT COURTS

January 2024 thru June 2024 Filings (Compared to January 2023 thru June 2023)

Madison

District: 16 FIPS: 113

2024 Overall GRAND TOTAL		Distribution of Caseload			Change*		Percentage (%) of Caseload		
2,585	+464	Criminal	120	5%	21.2% ▲	+21	Criminal	2023 4.7%	2024 4.6%
		Traffic	2,310	89%	26.2% ▲	+479	Traffic	86.3%	89.4%
2024		Civil	152	6%	-16.9% ▼	-31	Civil	8.6%	5.9%
2023		Civil Commitments	3	0%	-62.5% ▼	-5	Civil Commitments	0.4%	0.1%
		GRAND TOTAL	2,585	100%	21.9% ▲	+464	GRAND TOTAL	100%	100%

Filings by Division & Code

Division	Case Type Description	Code	Summary	Change	% Change	Absolute Change
Criminal	Misdemeanor	M	66	▲	+24.5%	+13
	Felony	F	33	▲	+65.0%	+13
	Civil Violation	CV	14	▲	+180.0%	+9
	Show Cause	SC	4	▼	-63.6%	-7
	Capias	CA	3	▼	-70.0%	-7
	Total			120	▲	21.2%
Traffic	Infraction	I	1,936	▲	+18.8%	+306
	Misdemeanor	M	343	▲	+87.4%	+160
	Capias	CA	15	▲	+200.0%	+10
	Show Cause	SC	8	▼	-27.3%	-3
	Restricted Operators License	RL	4	▲	+300.0%	+3
	Felony	F	3	▲	+200.0%	+2
	Civil Violation	CV	1	▲	-	+1
	Total			2,310	▲	26.2%
Civil	Warrant in Debt	WD	74	▼	-21.3%	-20
	Garnishment	GA	37	▲	+5.7%	+2
	Unlawful Detainer	UD	9	↔	-	-
	Preliminary Protective Order	PP	8	▲	+60.0%	+3
	Protective Order	PO	7	▲	+250.0%	+5
	Other	OT	5	▼	-44.4%	-4
	Admin License	AL	4	▼	-66.7%	-8
	Counter Claim	CC	3	▲	-	+3
	Impoundment	IM	2	▼	-50.0%	-2
	Detinue	DT	1	▼	-50.0%	-1
	Interrogatory	IN	1	▼	-80.0%	-4
	Overweight	OC	1	▲	-	+1
	Abstract	AJ	0	▼	-100.0%	-1
	Capias	CA	0	▼	-100.0%	-3
	Show Cause	SC	0	▼	-100.0%	-1
	Tenants Assertion	TA	0	▼	-100.0%	-1
Total			152	▼	-16.9%	-31
Civil Commitments	Temporary Detention Order	TD	2	▼	-66.7%	-4
	Emergency Custody Order	EC	1	▼	-50.0%	-1
	Total		3	▼	-62.5%	-5
GRAND TOTAL			2,585	▲	21.9%	+464

Filings by Major Case Category**

Category	Summary	Change	% Change	Absolute Change
Felony	36	▲	+71.4%	+15
Garnishment	38	▼	-5.0%	-2
General Civil	77	▼	-22.2%	-22
Infraction/Civil Violation	1,952	▲	+19.4%	+317
Landlord /Tenant	9	▼	-10.0%	-1
Misdemeanor	413	▲	+74.3%	+176
Other	45	▲	-37.5%	-27
Protective Orders	15	▲	+114.3%	+8
GRAND TOTAL	2,585	▲	21.9%	+464

* Compared to same time period as previous year

** Case Type Categories are defined in the 2017 Virginia Judicial Workload Assessment

* Compared to same time period as previous year



** Case Type Categories are defined in the 2017 Virginia Judicial Workload Assessment
Source: SCV-SQL-Information

CPSS - GCMS CASELOAD STATISTICS OF THE GENERAL DISTRICT COURTS

January 2024 thru June 2024 Filings (Compared to January 2023 thru June 2023)

Orange

District: 16 FIPS: 137

2024 Overall GRAND TOTAL		Distribution of Caseload			Change*		Percentage (%) of Caseload		
5,088	+714	Criminal	479	9%	-3.6% ▼	-18	Criminal	2023	2024
		Traffic	3,282	65%	13.7% ▲	+396	Traffic	11.4%	9.4%
		Civil	1,285	25%	33.9% ▲	+325	Civil	66.0%	64.5%
		Civil Commitments	42	1%	35.5% ▲	+11	Civil Commitments	21.9%	25.3%
		GRAND TOTAL	5,088	100%	16.3% ▲	+714	GRAND TOTAL	0.7%	0.8%
							GRAND TOTAL	100%	100%

Filings by Division & Code

Division	Case Type Description	Code	Summary	Change	% Change	Absolute Change
Criminal	Misdemeanor	M	255	▼	-11.5%	-33
	Felony	F	143	▲	+53.8%	+50
	Show Cause	SC	37	▼	-7.5%	-3
	Capias	CA	27	▼	-42.6%	-20
	Civil Violation	CV	17	▼	-41.4%	-12
	Total			479	▼	-3.6%
Traffic	Infraction	I	2,499	▲	+11.4%	+255
	Misdemeanor	M	615	▲	+17.4%	+91
	Other	O	157	▲	+74.4%	+67
	Felony	F	7	▼	-41.7%	-5
	Show Cause	SC	3	▼	-50.0%	-3
	Civil Violation	CV	1	▲	-	+1
	Capias	CA	0	▼	-100.0%	-10
	Total			3,282	▲	13.7%
Civil	Warrant in Debt	WD	641	▲	+48.4%	+209
	Garnishment	GA	284	▲	+16.9%	+41
	Unlawful Detainer	UD	130	▲	+36.8%	+35
	Detinue	DT	44	▲	+83.3%	+20
	Other	OT	35	▼	+6.1%	+2
	Admin License	AL	33	▼	-17.5%	-7
	Impoundment	IM	30	▼	-3.2%	-1
	Preliminary Protective Order	PP	30	▲	+150.0%	+18
	Protective Order	PO	24	▲	+140.0%	+14
	Interrogatory	IN	11	▲	+57.1%	+4
	Show Cause	SC	11	▲	+57.1%	+4
	Motion for Judgment	MJ	6	▲	+100.0%	+3
	Abstract	AJ	4	▼	-63.6%	-7
	Capias	CA	1	▲	-	+1
	Counter Claim	CC	1	▲	-	+1
	Tenants Assertion	TA	0	▼	-100.0%	-1
	Zoning Violation	ZO	0	▼	-100.0%	-11
Total			1,285	▲	33.9%	+325
Civil Commitments	Temporary Detention Order	TD	38	▲	+58.3%	+14
	Emergency Custody Order	EC	4	▼	-42.9%	-3
	Total			42	▲	35.5%
GRAND TOTAL			5,088	▲	16.3%	+714

Filings by Major Case Category**

Category	Summary	Change	% Change	Absolute Change
Felony	150	▲	+42.9%	+45
Garnishment	295	▲	+18.0%	+45
General Civil	693	▲	+50.0%	+231
Infraction/Civil Violation	2,674	▲	+13.2%	+311
Landlord /Tenant	130	▼	+35.4%	+34
Misdemeanor	870	▼	+5.7%	+47
Other	222	▲	-12.3%	-31
Protective Orders	54	▲	+145.5%	+32

* Compared to same time period as previous year

** Case Type Categories are defined in the 2017 Virginia Judicial Workload Assessment

Source: SCV-SQL-Information

CPSS - GCMS CASELOAD STATISTICS OF THE GENERAL DISTRICT COURTS

January 2024 thru June 2024 Filings (Compared to January 2023 thru June 2023)

Orange

District: 16 FIPS: 137

<i>GRAND TOTAL</i>	5,088	▲	16.3%	+714
---------------------------	--------------	---	-------	------

* Compared to same time period as previous year



** Case Type Categories are defined in the 2017 Virginia Judicial Workload Assessment
Source: SCV-SQL-Information

CPSS - GCMS CASELOAD STATISTICS OF THE GENERAL DISTRICT COURTS

January 2024 thru June 2024 Filings (Compared to January 2023 thru June 2023)

Arlington

District: 17 FIPS: 013

2024 Overall GRAND TOTAL		Distribution of Caseload			Change*		Percentage (%) of Caseload		
19,957	-3,012	Criminal	4,144	21%	17.9% ▲	+630	Criminal	2023	2024
		Traffic	11,027	55%	-24.7% ▼	-3,611	Traffic	15.3%	20.8%
		Civil	4,441	22%	-0.8% ▼	-35	Civil	63.7%	55.3%
		Civil Commitments	345	2%	1.2% ▲	+4	Civil Commitments	19.5%	22.3%
		GRAND TOTAL	19,957	100%	-13.1% ▼	-3,012	GRAND TOTAL	1.5%	1.7%
							GRAND TOTAL	100%	100%

Filings by Division & Code

Division	Case Type Description	Code	Summary	Change	% Change	Absolute Change
Criminal	Misdemeanor	M	2,125	▲	+12.6%	+237
	Felony	F	1,098	▲	+3.9%	+41
	Civil Violation	CV	440	▲	+205.6%	+296
	Capias	CA	379	▲	+7.1%	+25
	Show Cause	SC	102	▲	+43.7%	+31
	Total			4,144	▲	17.9%
Traffic	Infraction	I	8,699	▼	-27.5%	-3,292
	Misdemeanor	M	1,787	▼	-16.7%	-358
	Other	O	308	▲	+18.9%	+49
	Felony	F	73	▲	+69.8%	+30
	Capias	CA	68	▼	-22.7%	-20
	Show Cause	SC	51	↔		-
	Civil Violation	CV	41	▼	-32.8%	-20
Total			11,027	▼	-24.7%	-3,611
Civil	Unlawful Detainer	UD	1,556	▲	+14.8%	+201
	Warrant in Debt	WD	1,251	▲	+23.5%	+238
	Garnishment	GA	609	▲	+22.5%	+112
	Motion for Judgment	MJ	550	▼	-50.0%	-549
	Admin License	AL	167	▼	-4.0%	-7
	Preliminary Protective Order	PP	82	▼	-6.8%	-6
	Protective Order	PO	66	▼	-5.7%	-4
	Other	OT	52	▲	-7.1%	-4
	Show Cause	SC	34	▼	-24.4%	-11
	Interrogatory	IN	25	▲	+25.0%	+5
	Impoundment	IM	19	▼	-20.8%	-5
	Counter Claim	CC	10	▲	+25.0%	+2
	Tenants Assertion	TA	8	▼	-27.3%	-3
	Bond Forfeiture	BF	5	▼	-28.6%	-2
	Petition-Restore Arms	PR	4	▲	+300.0%	+3
	Detinue	DT	1	▼	-75.0%	-3
	Petition to Require Blood Test	BT	1	▲	-	+1
	Restricted Operators License	RL	1	▲	-	+1
	Capias	CA	0	▼	-100.0%	-4
Total			4,441	▼	-0.8%	-35
Civil Commitments	Mental Commitment	MC	194	▲	+10.2%	+18
	Temporary Detention Order	TD	54	▼	-28.9%	-22
	Other	OT	42	▲	+31.3%	+10
	Emergency Custody Order	EC	37	▼	-19.6%	-9
	Petition	PT	17	▲	+142.9%	+10
	Medical Emergency Custody Order	ME	1	▲	-	+1
	Medical Emergency Temporary Detention Order	MT	0	▼	-100.0%	-4
Total			345	▲	1.2%	+4
GRAND TOTAL			19,957	▼	-13.1%	-3,012

Filings by Major Case Category**

Category	Summary	Change	% Change	Absolute Change
Felony	1,171	▲	+6.5%	+71
Garnishment	634	▲	+22.6%	+117

* Compared to same time period as previous year

** Case Type Categories are defined in the 2017 Virginia Judicial Workload Assessment

CPSS - GCMS CASELOAD STATISTICS OF THE GENERAL DISTRICT COURTS

January 2024 thru June 2024 Filings (Compared to January 2023 thru June 2023)

Arlington

District: 17 FIPS: 013

General Civil	1,819	▲	-14.5%	-309
Infraction/Civil Violation	9,488	▲	-23.8%	-2,967
Involuntary Civil Commitments	59	▲	+51.3%	+20
Landlord /Tenant	1,564	▼	+14.5%	+198
Misdemeanor	3,913	▲	-3.0%	-120
Other	1,161	▲	-1.0%	-12
Protective Orders	148	▼	-6.3%	-10
GRAND TOTAL	19,957	▼	-13.1%	-3,012

* Compared to same time period as previous year



** Case Type Categories are defined in the 2017 Virginia Judicial Workload Assessment
Source: SCV-SQL-Information

CPSS - GCMS CASELOAD STATISTICS OF THE GENERAL DISTRICT COURTS

January 2024 thru June 2024 Filings (Compared to January 2023 thru June 2023)

Falls Church

District: 17 FIPS: 610

2024 Overall GRAND TOTAL		Distribution of Caseload			Change*		Percentage (%) of Caseload		
1,381	+80	Criminal	162	12%	16.5% ▲	+23	Criminal	2023	2024
		Traffic	1,066	77%	5.4% ▲	+55	Traffic	10.7%	11.7%
		Civil	153	11%	1.3% ▲	+2	Civil	77.7%	77.2%
		GRAND TOTAL	1,381	100%	6.1% ▲	+80	GRAND TOTAL	11.6%	11.1%
							GRAND TOTAL	100%	100%

Filings by Division & Code

Division	Case Type Description	Code	Summary	Change	% Change	Absolute Change
Criminal	Misdemeanor	M	108	▲	+38.5%	+30
	Capias	CA	30	▲	+30.4%	+7
	Felony	F	21	▼	-38.2%	-13
	Show Cause	SC	3	▼	-25.0%	-1
	Total		162	▲	16.5%	+23
Traffic	Infraction	I	905	▲	+3.3%	+29
	Misdemeanor	M	118	▲	+26.9%	+25
	Other	O	32	▼	-8.6%	-3
	Show Cause	SC	5	▲	+150.0%	+3
	Civil Violation	CV	3	▲	+200.0%	+2
	Capias	CA	2	▼	-33.3%	-1
	Felony	F	1	↔		-
Total		1,066	▲	5.4%	+55	
Civil	Unlawful Detainer	UD	69	▲	+19.0%	+11
	Warrant in Debt	WD	42	▲	+20.0%	+7
	Garnishment	GA	25	▼	-26.5%	-9
	Admin License	AL	9	▼	-35.7%	-5
	Preliminary Protective Order	PP	3	▲	+200.0%	+2
	Tenants Assertion	TA	2	▲	-	+2
	Counter Claim	CC	1	▲	-	+1
	Other	OT	1	↔		-
	Protective Order	PO	1	▼	-66.7%	-2
	Bond Forfeiture	BF	0	▼	-100.0%	-1
	Impoundment	IM	0	▼	-100.0%	-1
	Interrogatory	IN	0	▼	-100.0%	-2
	Petition-Restore Arms	PR	0	▼	-100.0%	-1
Total		153	▲	1.3%	+2	
GRAND TOTAL			1,381	▲	6.1%	+80

Filings by Major Case Category**

Category	Summary	Change	% Change	Absolute Change
Felony	22	▼	-37.1%	-13
Garnishment	25	▼	-30.6%	-11
General Civil	42	▼	+16.7%	+6
Infraction/Civil Violation	940	▲	+3.1%	+28
Landlord /Tenant	71	▲	+22.4%	+13
Misdemeanor	226	▲	+32.2%	+55
Other	51	▲	+4.1%	+2
Protective Orders	4	▲		0
GRAND TOTAL	1,381	▲	6.1%	+80

* Compared to same time period as previous year

** Case Type Categories are defined in the 2017 Virginia Judicial Workload Assessment



Source: SCV-SQL-Information

CPSS - GCMS CASELOAD STATISTICS OF THE GENERAL DISTRICT COURTS

January 2024 thru June 2024 Filings (Compared to January 2023 thru June 2023)

Alexandria

District: 18 FIPS: 510

2024 Overall GRAND TOTAL		Distribution of Caseload			Change*		Percentage (%) of Caseload		
11,919	+562	Criminal	2,119	18%	15.9% ▲	+290	Criminal	2023	2024
		Traffic	4,849	41%	-0.7% ▼	-36	Traffic	16.1%	17.8%
		Civil	4,554	38%	7.2% ▲	+304	Civil	43.0%	40.7%
		Civil Commitments	397	3%	1.0% ▲	+4	Civil Commitments	37.4%	38.2%
		GRAND TOTAL	11,919	100%	4.9% ▲	+562	GRAND TOTAL	3.5%	3.3%
							GRAND TOTAL	100%	100%

Filings by Division & Code

Division	Case Type Description	Code	Summary	Change	% Change	Absolute Change
Criminal	Misdemeanor	M	1,331	▲	+23.1%	+250
	Felony	F	512	▲	+6.9%	+33
	Capias	CA	157	▲	+57.0%	+57
	Show Cause	SC	70	▼	-23.1%	-21
	Civil Violation	CV	49	▼	-37.2%	-29
	Total			2,119	▲	15.9%
Traffic	Infraction	I	3,513	▲	+6.9%	+228
	Misdemeanor	M	793	▼	-0.9%	-7
	Other	O	444	▼	-36.7%	-257
	Felony	F	35	▼	-7.9%	-3
	Show Cause	SC	31	▼	-32.6%	-15
	Civil Violation	CV	19	▲	+111.1%	+10
	Capias	CA	14	▲	+133.3%	+8
Total			4,849	▼	-0.7%	-36
Civil	Unlawful Detainer	UD	2,340	▲	+8.2%	+178
	Warrant in Debt	WD	1,215	▲	+9.3%	+103
	Garnishment	GA	526	▼	-4.4%	-24
	Other	OT	144	▼	+33.3%	+36
	Protective Order	PO	116	▲	+16.0%	+16
	Preliminary Protective Order	PP	96	▲	+6.7%	+6
	Bond Forfeiture	BF	37	▼	-15.9%	-7
	Interrogatory	IN	28	▲	+47.4%	+9
	Admin License	AL	15	▲	+15.4%	+2
	Motion for Judgment	MJ	12	▲	+50.0%	+4
	Tenants Assertion	TA	10	▼	-33.3%	-5
	Abstract	AJ	6	▼	-64.7%	-11
	Counter Claim	CC	6	▼	-33.3%	-3
	Detinue	DT	2	↔	-	-
	Petition-Restore Arms	PR	1	▲	-	+1
	Restricted Operators License	RL	0	▼	-100.0%	-1
Total			4,554	▲	7.2%	+304
Civil Commitments	Temporary Detention Order	TD	171	▼	-9.5%	-18
	Mental Commitment	MC	138	↔	-	-
	Emergency Custody Order	EC	55	▼	-5.2%	-3
	Petition	PT	20	▲	+233.3%	+14
	Other	OT	13	▲	+550.0%	+11
Total			397	▲	1.0%	+4
GRAND TOTAL			11,919	▲	4.9%	+562

Filings by Major Case Category**

Category	Summary	Change	% Change	Absolute Change
Felony	547	▼	+5.8%	+30
Garnishment	554	▲	-2.6%	-15
General Civil	1,234	▲	+8.8%	+100
Infraction/Civil Violation	4,025	▲	-1.2%	-48
Involuntary Civil Commitments	33	▲	+312.5%	+25
Landlord /Tenant	2,350	▼	+7.9%	+173
Misdemeanor	2,124	▼	+12.9%	+242

* Compared to same time period as previous year

** Case Type Categories are defined in the 2017 Virginia Judicial Workload Assessment

CPSS - GCMS CASELOAD STATISTICS OF THE GENERAL DISTRICT COURTS

January 2024 thru June 2024 Filings (Compared to January 2023 thru June 2023)



Alexandria

District: 18 FIPS: 510

Other	840	▲	+4.1%	+33
Protective Orders	212	▲	+11.6%	+22
<i>GRAND TOTAL</i>	<u>11,919</u>	▲	4.9%	+562

* Compared to same time period as previous year

** Case Type Categories are defined in the 2017 Virginia Judicial Workload Assessment
Source: SCV-SQL-Information

2024 Overall GRAND TOTAL		Distribution of Caseload			Change*		Percentage (%) of Caseload		
117,305	+12,048	Criminal	15,688	13%	27.3% ▲	+3,364	Criminal	2023: 11.7%	2024: 13.4%
		Traffic	82,324	70%	8.2% ▲	+6,220	Traffic	72.3%	70.2%
		Civil	17,139	15%	14.0% ▲	+2,099	Civil	14.3%	14.6%
		Civil Commitments	2,154	2%	20.4% ▲	+365	Civil Commitments	1.7%	1.8%
		GRAND TOTAL	117,305	100%	11.4% ▲	+12,048	GRAND TOTAL	100%	100%

Filings by Division & Code

Division	Case Type Description	Code	Summary	Change	% Change	Absolute Change
Criminal	Misdemeanor	M	8,233	▲	+31.3%	+1,961
	Felony	F	5,652	▲	+20.3%	+953
	Capias	CA	1,322	▲	+49.4%	+437
	Show Cause	SC	348	▲	+3.9%	+13
	Civil Violation	CV	125	▲	+1.6%	+2
	Motion	MO	8	▼	-20.0%	-2
	Total			15,688	▲	27.3%
Traffic	Infraction	I	72,049	▲	+10.4%	+6,809
	Misdemeanor	M	8,980	▼	-6.3%	-604
	Capias	CA	398	▼	-10.0%	-44
	Show Cause	SC	308	▲	+7.3%	+21
	Felony	F	274	▲	+45.0%	+85
	Civil Violation	CV	182	▼	-7.6%	-15
	Motion	MO	117	▼	-24.0%	-37
	Restricted Operators License	RL	16	▲	+100.0%	+8
	Other	O	0	▼	-100.0%	-3
Total			82,324	▲	8.2%	+6,220
Civil	Warrant in Debt	WD	6,905	▲	+18.9%	+1,098
	Unlawful Detainer	UD	4,893	▲	+27.8%	+1,064
	Garnishment	GA	2,970	▲	+1.3%	+37
	Admin License	AL	695	▼	-2.1%	-15
	Preliminary Protective Order	PP	268	▼	-2.2%	-6
	Other	OT	253	▲	+11.0%	+25
	Protective Order	PO	224	▲	+18.5%	+35
	Show Cause	SC	192	▲	+7.9%	+14
	Interrogatory	IN	147	▲	+1.4%	+2
	Bond Forfeiture	BF	117	▼	-19.3%	-28
	Zoning Violation	ZO	79	▼	-35.2%	-43
	Motion for Judgment	MJ	72	▼	-5.3%	-4
	Impoundment	IM	69	▲	+19.0%	+11
	Overweight	OC	62	▼	-10.1%	-7
	Counter Claim	CC	57	▼	-21.9%	-16
	Abstract	AJ	52	▼	-55.2%	-64
	Detinue	DT	39	▲	+69.6%	+16
	Tenants Assertion	TA	27	▼	-40.0%	-18
	Capias	CA	12	▲	+9.1%	+1
	Petition-Restore Arms	PR	4	↔	-	-
Third Party Claim	TH	2	▲	+100.0%	+1	
Cross Claim	CR	0	▼	-100.0%	-4	
Total			17,139	▲	14.0%	+2,099
Civil Commitments	Temporary Detention Order	TD	962	▲	+16.2%	+134
	Mental Commitment	MC	951	▲	+28.3%	+210
	Emergency Custody Order	EC	150	▼	-13.8%	-24
	Other	OT	65	▲	+195.5%	+43
	Medical Emergency Temporary Detention Order	MT	18	▼	-25.0%	-6
	Petition	PT	8	▲	-	+8
Total			2,154	▲	20.4%	+365
GRAND TOTAL			117,305	▲	11.4%	+12,048

* Compared to same time period as previous year

** Case Type Categories are defined in the 2017 Virginia Judicial Workload Assessment

CPSS - GCMS CASELOAD STATISTICS OF THE GENERAL DISTRICT COURTS
 January 2024 thru June 2024 Filings (Compared to January 2023 thru June 2023)

Filings by Major Case Category**



Category	Summary	Change	% Change	Absolute Change
Felony	5,926	▲	+21.2%	+1,038
Garnishment	3,117	▲	+1.3%	+39
General Civil	7,036	▲	+18.7%	+1,109
Infraction/Civil Violation	72,418	▼	+10.3%	+6,786
Involuntary Civil Commitments	73	▲	+231.8%	+51
Landlord /Tenant	4,920	▼	+27.0%	+1,046
Misdemeanor	17,308	▲	+8.3%	+1,322
Other	6,015	▼	+11.7%	+628
Protective Orders	492	▲	+6.3%	+29
GRAND TOTAL	117,305	▲	11.4%	+12,048

* Compared to same time period as previous year

** Case Type Categories are defined in the 2017 Virginia Judicial Workload Assessment
 Source: SCV-SQL-Information

CPSS - GCMS CASELOAD STATISTICS OF THE GENERAL DISTRICT COURTS

January 2024 thru June 2024 Filings (Compared to January 2023 thru June 2023)

2024 Overall GRAND TOTAL		Distribution of Caseload			Change*		Percentage (%) of Caseload			
2024 	2,508	+98	Criminal	348	14%	37.0% ▲	+94	Criminal	2023	2024
			Traffic	2,131	85%	0.0%	0	Traffic	10.5%	13.9%
2023 			Civil	29	1%	16.0% ▲	+4	Civil	88.4%	85.0%
			GRAND TOTAL	2,508	100%	4.1% ▲	+98	GRAND TOTAL	1.0%	1.2%
								GRAND TOTAL	100%	100%

Filings by Division & Code

Division	Case Type Description	Code	Summary	Change	% Change	Absolute Change
Criminal	Misdemeanor	M	297	▲	+38.8%	+83
	Capias	CA	40	▲	+29.0%	+9
	Show Cause	SC	10	▲	+150.0%	+6
	Civil Violation	CV	1	▼	-75.0%	-3
	Felony	F	0	▼	-100.0%	-1
	Total			348	▲	37.0%
Traffic	Infraction	I	1,818	▲	+1.6%	+28
	Misdemeanor	M	255	▲	+8.5%	+20
	Civil Violation	CV	30	▼	-63.0%	-51
	Capias	CA	19	▲	+35.7%	+5
	Show Cause	SC	9	▼	-18.2%	-2
	Total			2,131		0.0%
Civil	Admin License	AL	18	▼	-10.0%	-2
	Zoning Violation	ZO	6	▲	+20.0%	+1
	Impoundment	IM	3	▲	-	+3
	Bond Forfeiture	BF	1	▲	-	+1
	Protective Order	PO	1	▲	-	+1
	Total			29	▲	16.0%
GRAND TOTAL			2,508	▲	4.1%	+98

Filings by Major Case Category**


Category	Summary	Change	% Change	Absolute Change
Felony	0	▼	-100.0%	-1
Infraction/Civil Violation	1,849	▼	-1.4%	-26
Misdemeanor	558	▲	+22.9%	+104
Other	100	▲	+25.0%	+20
Protective Orders	1	▲	-	+1
GRAND TOTAL	2,508	▲	4.1%	+98

* Compared to same time period as previous year

** Case Type Categories are defined in the 2017 Virginia Judicial Workload Assessment

CPSS - GCMS CASELOAD STATISTICS OF THE GENERAL DISTRICT COURTS

January 2024 thru June 2024 Filings (Compared to January 2023 thru June 2023)

2024 Overall GRAND TOTAL		Distribution of Caseload			Change*		Percentage (%) of Caseload		
11,868 +395 	Criminal	1,058	9%	8.1% ▲	+79	Criminal	2023: 8.5%	2024: 8.9%	
	Traffic	9,400	79%	1.3% ▲	+124	Traffic	80.9%	79.2%	
	Civil	1,359	11%	15.9% ▲	+186	Civil	10.2%	11.5%	
	Civil Commitments	51	0%	13.3% ▲	+6	Civil Commitments	0.4%	0.4%	
	GRAND TOTAL	11,868	100%	3.4% ▲	+395	GRAND TOTAL	100%	100%	

Filings by Division & Code

Division	Case Type Description	Code	Summary	Change	% Change	Absolute Change
Criminal	Misdemeanor	M	630	▲	+16.9%	+91
	Felony	F	197	▼	-14.7%	-34
	Civil Violation	CV	89	▲	+7.2%	+6
	Show Cause	SC	79	▲	+41.1%	+23
	Capias	CA	60	▼	-14.3%	-10
	Restricted Operators License	RL	3	▲	-	+3
	Total			1,058	▲	8.1%
Traffic	Infraction	I	8,115	▲	+1.0%	+82
	Misdemeanor	M	1,243	▲	+4.0%	+48
	Felony	F	17	▼	-26.1%	-6
	Capias	CA	15	▲	+7.1%	+1
	Show Cause	SC	9	▲	+80.0%	+4
	Other	O	1	↔	-	-
	Civil Violation	CV	0	▼	-100.0%	-5
Total			9,400	▲	1.3%	+124
Civil	Warrant in Debt	WD	574	▲	+16.4%	+81
	Garnishment	GA	333	▲	+22.9%	+62
	Unlawful Detainer	UD	151	▲	+65.9%	+60
	Admin License	AL	93	▲	+14.8%	+12
	Other	OT	35	▼	-27.1%	-13
	Preliminary Protective Order	PP	32	▼	-25.6%	-11
	Protective Order	PO	27	▼	-18.2%	-6
	Interrogatory	IN	25	▲	+47.1%	+8
	Show Cause	SC	20	▲	+53.8%	+7
	Abstract	AJ	19	▼	-9.5%	-2
	Impoundment	IM	13	▼	-48.0%	-12
	Zoning Violation	ZO	11	▲	+83.3%	+5
	Detinue	DT	8	▼	-27.3%	-3
	Counter Claim	CC	6	▲	+100.0%	+3
	Motion for Judgment	MJ	4	▲	+300.0%	+3
	Overweight	OC	4	▼	-50.0%	-4
	Tenants Assertion	TA	2	▼	-33.3%	-1
	Bond Forfeiture	BF	1	▲	-	+1
	Capias	CA	1	↔	-	-
	Petition-Restore Arms	PR	0	▼	-100.0%	-2
Restricted Operators License	RL	0	▼	-100.0%	-2	
Total			1,359	▲	15.9%	+186
Civil Commitments	Temporary Detention Order	TD	36	▲	+20.0%	+6
	Emergency Custody Order	EC	15	↔	-	-
Total			51	▲	13.3%	+6
GRAND TOTAL			11,868	▲	3.4%	+395

Filings by Major Case Category**

Category	Summary	Change	% Change	Absolute Change
Felony	214	▼	-15.7%	-40
Garnishment	358	▲	+24.3%	+70
General Civil	592	▲	+14.5%	+75
Infraction/Civil Violation	8,209	▼	+1.0%	+79

* Compared to same time period as previous year

** Case Type Categories are defined in the 2017 Virginia Judicial Workload Assessment

CPSS - GCMS CASELOAD STATISTICS OF THE GENERAL DISTRICT COURTS

January 2024 thru June 2024 Filings (Compared to January 2023 thru June 2023)

Fauquier

District: 20 FIPS: 061



Landlord /Tenant	153	▲	+62.8%	+59
Misdemeanor	1,887	▲	+8.3%	+145
Other	396	▲	+6.5%	+24
Protective Orders	59	▼	-22.4%	-17
GRAND TOTAL	11,868	▲	3.4%	+395

* Compared to same time period as previous year

** Case Type Categories are defined in the 2017 Virginia Judicial Workload Assessment
Source: SCV-SQL-Information

CPSS - GCMS CASELOAD STATISTICS OF THE GENERAL DISTRICT COURTS

January 2024 thru June 2024 Filings (Compared to January 2023 thru June 2023)

2024 Overall GRAND TOTAL		Distribution of Caseload			Change*		Percentage (%) of Caseload		
30,915	-1,097	Criminal	3,282	11%	7.2% ▲	+220	Criminal	2023: 9.6%	2024: 10.6%
		Traffic	17,090	55%	2.6% ▲	+428	Traffic	52.0%	55.3%
2024 		Civil	10,096	33%	-14.6% ▼	-1,726	Civil	36.9%	32.7%
2023 		Civil Commitments	447	1%	-4.1% ▼	-19	Civil Commitments	1.5%	1.4%
		GRAND TOTAL	30,915	100%	-3.4% ▼	-1,097	GRAND TOTAL	100%	100%

Filings by Division & Code

Division	Case Type Description	Code	Summary	Change	% Change	Absolute Change
Criminal	Misdemeanor	M	1,767	▲	+10.2%	+164
	Felony	F	889	▼	-1.4%	-13
	Capias	CA	281	▲	+10.2%	+26
	Show Cause	SC	202	▲	+23.2%	+38
	Civil Violation	CV	143	▲	+3.6%	+5
	Total			3,282	▲	7.2%
Traffic	Infraction	I	14,831	▲	+1.4%	+207
	Misdemeanor	M	2,145	▲	+10.9%	+211
	Capias	CA	50	▲	+19.0%	+8
	Felony	F	36	↔		-
	Show Cause	SC	24	▲	+9.1%	+2
	Civil Violation	CV	2	▲	-	+2
	Restricted Operators License	RL	2	▼	-50.0%	-2
	Total			17,090	▲	2.6%
Civil	Warrant in Debt	WD	6,972	▼	-8.4%	-642
	Garnishment	GA	1,418	▼	-47.1%	-1,262
	Unlawful Detainer	UD	855	▲	+15.9%	+117
	Admin License	AL	212	▲	+26.9%	+45
	Show Cause	SC	140	▲	+25.0%	+28
	Interrogatory	IN	135	▼	-3.6%	-5
	Preliminary Protective Order	PP	111	▲	+20.7%	+19
	Protective Order	PO	85	▼	-11.5%	-11
	Other	OT	38	▼	-47.9%	-35
	Impoundment	IM	30	▲	+130.8%	+17
	Bond Forfeiture	BF	23	▲	+283.3%	+17
	Abstract	AJ	21	▼	-46.2%	-18
	Counter Claim	CC	13	▼	-7.1%	-1
	Tenants Assertion	TA	12	▲	+71.4%	+5
	Capias	CA	11	↔		-
	Detinue	DT	8	↔		-
	Overweight	OC	4	▼	-20.0%	-1
	Mechanic's Lien	ML	3	▲	+200.0%	+2
	Motion for Judgment	MJ	3	▲	+200.0%	+2
	Cross Claim	CR	1	▲	-	+1
	Petition-Restore Arms	PR	1	↔		-
	Interrogatory-Not	IC	0	▼	-100.0%	-1
	Restricted Operators License	RL	0	▼	-100.0%	-1
	Third Party Claim	TH	0	▼	-100.0%	-2
	Total			10,096	▼	-14.6%
Civil Commitments	Temporary Detention Order	TD	199	▼	-7.0%	-15
	Mental Commitment	MC	183	▲	+8.3%	+14
	Emergency Custody Order	EC	50	▼	-20.6%	-13
	Other	OT	9	▼	-47.1%	-8
	Medical Emergency Temporary Detention Order	MT	4	▲	+100.0%	+2
	Petition	PT	2	▲	+100.0%	+1
Total			447	▼	-4.1%	-19
GRAND TOTAL			30,915	▼	-3.4%	-1,097

* Compared to same time period as previous year

** Case Type Categories are defined in the 2017 Virginia Judicial Workload Assessment

CPSS - GCMS CASELOAD STATISTICS OF THE GENERAL DISTRICT COURTS

January 2024 thru June 2024 Filings (Compared to January 2023 thru June 2023)

Filings by Major Case Category**

Category	Summary	Change	% Change	Absolute Change
Felony	925	▼	-1.4%	-13
Garnishment	1,553	▼	-44.9%	-1,267
General Civil	7,002	▲	-8.3%	-636
Infraction/Civil Violation	14,980	▲	+1.4%	+213
Involuntary Civil Commitments	11	▲	-38.9%	-7
Landlord /Tenant	867	▲	+16.4%	+122
Misdemeanor	3,914	▼	+10.5%	+372
Other	1,467	▲	+8.2%	+111
Protective Orders	196	▲	+4.3%	+8
GRAND TOTAL	30,915	▼	-3.4%	-1,097

* Compared to same time period as previous year

** Case Type Categories are defined in the 2017 Virginia Judicial Workload Assessment
Source: SCV-SQL-Information

2024 Overall GRAND TOTAL		Distribution of Caseload			Change*		Percentage (%) of Caseload		
2,243	+491	Criminal	222	10%	52.1% ▲	+76	Criminal	2023 8.3%	2024 9.9%
2024		Traffic	1,922	86%	28.3% ▲	+424	Traffic	85.5%	85.7%
2023		Civil	96	4%	-5.9% ▼	-6	Civil	5.8%	4.3%
		Civil Commitments	3	0%	-50.0% ▼	-3	Civil Commitments	0.3%	0.1%
		GRAND TOTAL	2,243	100%	28.0% ▲	+491	GRAND TOTAL	100%	100%

Filings by Division & Code

Division	Case Type Description	Code	Summary	Change	% Change	Absolute Change
Criminal	Misdemeanor	M	126	▲	+70.3%	+52
	Felony	F	60	▲	+87.5%	+28
	Capias	CA	17	▲	+21.4%	+3
	Show Cause	SC	12	▼	-25.0%	-4
	Civil Violation	CV	7	▼	-30.0%	-3
	Total			222	▲	52.1%
Traffic	Infraction	I	1,632	▲	+24.7%	+323
	Misdemeanor	M	282	▲	+58.4%	+104
	Felony	F	3	▲	+200.0%	+2
	Capias	CA	2	▼	-66.7%	-4
	Show Cause	SC	2	↔	-	-
	Restricted Operators License	RL	1	▼	-50.0%	-1
	Total			1,922	▲	28.3%
Civil	Warrant in Debt	WD	36	▲	+56.5%	+13
	Admin License	AL	21	▲	+16.7%	+3
	Garnishment	GA	16	▲	+33.3%	+4
	Impoundment	IM	10	▼	-54.5%	-12
	Unlawful Detainer	UD	6	▼	-14.3%	-1
	Preliminary Protective Order	PP	2	▼	-66.7%	-4
	Abstract	AJ	1	▲	-	+1
	Counter Claim	CC	1	▲	-	+1
	Detinue	DT	1	▲	-	+1
	Other	OT	1	▼	-85.7%	-6
	Protective Order	PO	1	▼	-85.7%	-6
Total			96	▼	-5.9%	-6
Civil Commitments	Temporary Detention Order	TD	3	↔	-	-
	Emergency Custody Order	EC	0	▼	-100.0%	-2
	Mental Commitment	MC	0	▼	-100.0%	-1
Total			3	▼	-50.0%	-3
GRAND TOTAL			2,243	▲	28.0%	+491

Filings by Major Case Category**



Category	Summary	Change	% Change	Absolute Change
Felony	63	▲	+90.9%	+30
Garnishment	16	▲	+33.3%	+4
General Civil	37	▲	+48.0%	+12
Infraction/Civil Violation	1,639	▼	+24.3%	+320
Landlord /Tenant	6	▼	-14.3%	-1
Misdemeanor	409	▲	+61.0%	+155
Other	70	▲	-21.3%	-19
Protective Orders	3	▼	-76.9%	-10
GRAND TOTAL	2,243	▲	28.0%	+491

* Compared to same time period as previous year

** Case Type Categories are defined in the 2017 Virginia Judicial Workload Assessment

CPS - GCMS CASELOAD STATISTICS OF THE GENERAL DISTRICT COURTS

January 2024 thru June 2024 Filings (Compared to January 2023 thru June 2023)

2024 Overall GRAND TOTAL		Distribution of Caseload			Change*		Percentage (%) of Caseload		
6,157	+1,534	Criminal	926	15%	32.5% ▲	+227	Criminal	2023	2024
		Traffic	3,512	57%	47.1% ▲	+1,125	Traffic	15.1%	15.0%
		Civil	1,576	26%	11.1% ▲	+157	Civil	51.6%	57.0%
		Civil Commitments	143	2%	21.2% ▲	+25	Civil Commitments	30.7%	25.6%
		GRAND TOTAL	6,157	100%	33.2% ▲	+1,534	GRAND TOTAL	2.6%	2.3%
							GRAND TOTAL	100%	100%

Filings by Division & Code

Division	Case Type Description	Code	Summary	Change	% Change	Absolute Change
Criminal	Misdemeanor	M	514	▲	+17.9%	+78
	Felony	F	295	▲	+78.8%	+130
	Civil Violation	CV	52	▲	+100.0%	+26
	Capias	CA	44	↔		-
	Show Cause	SC	21	▼	-25.0%	-7
	Total			926	▲	32.5%
Traffic	Infraction	I	2,564	▲	+51.0%	+866
	Misdemeanor	M	902	▲	+41.6%	+265
	Show Cause	SC	20	↔		-
	Felony	F	18	▲	+63.6%	+7
	Capias	CA	6	▼	-60.0%	-9
	Civil Violation	CV	2	▼	-66.7%	-4
Total			3,512	▲	47.1%	+1,125
Civil	Warrant in Debt	WD	619	▲	+23.6%	+118
	Garnishment	GA	407	▲	+1.0%	+4
	Unlawful Detainer	UD	257	▲	+10.8%	+25
	Detinue	DT	74	▲	+34.5%	+19
	Other	OT	65	▼	-12.2%	-9
	Protective Order	PO	45	▲	+32.4%	+11
	Preliminary Protective Order	PP	40	▲	+14.3%	+5
	Bond Forfeiture	BF	27	▼	-18.2%	-6
	Admin License	AL	22	▼	-8.3%	-2
	Tenants Assertion	TA	6	▲	+200.0%	+4
	Abstract	AJ	4	▼	-42.9%	-3
	Interrogatory	IN	4	▲	+33.3%	+1
	Overweight	OC	3	↔		-
	Show Cause	SC	2	▲	+100.0%	+1
	Impoundment	IM	1	▼	-85.7%	-6
	Counter Claim	CC	0	▼	-100.0%	-1
	Distress Seizure	DS	0	▼	-100.0%	-1
	Petition-Restore Arms	PR	0	▼	-100.0%	-2
Third Party Claim	TH	0	▼	-100.0%	-1	
Total			1,576	▲	11.1%	+157
Civil Commitments	Temporary Detention Order	TD	73	▲	+19.7%	+12
	Emergency Custody Order	EC	48	▲	+20.0%	+8
	Mental Commitment	MC	22	▲	+29.4%	+5
Total			143	▲	21.2%	+25
GRAND TOTAL			6,157	▲	33.2%	+1,534

Filings by Major Case Category**

Category	Summary	Change	% Change	Absolute Change
Felony	313	▲	+77.8%	+137
Garnishment	411	▲	+1.2%	+5
General Civil	695	▼	+23.9%	+134
Infraction/Civil Violation	2,621	▲	+51.2%	+888
Landlord /Tenant	263	▲	+12.4%	+29
Misdemeanor	1,416	▲	+32.0%	+343
Other	353	▼	-4.9%	-18

* Compared to same time period as previous year

** Case Type Categories are defined in the 2017 Virginia Judicial Workload Assessment

CPSS - GCMS CASELOAD STATISTICS OF THE GENERAL DISTRICT COURTS

January 2024 thru June 2024 Filings (Compared to January 2023 thru June 2023)

Henry

District: 21 FIPS: 089

Protective Orders	85	▲	+23.2%	+16
<i>GRAND TOTAL</i>	<u>6,157</u>	▲	33.2%	+1,534

* Compared to same time period as previous year



** Case Type Categories are defined in the 2017 Virginia Judicial Workload Assessment
Source: SCV-SQL-Information

CPSS - GCMS CASELOAD STATISTICS OF THE GENERAL DISTRICT COURTS

January 2024 thru June 2024 Filings (Compared to January 2023 thru June 2023)

Martinsville

District: 21 FIPS: 690

2024 Overall GRAND TOTAL		Distribution of Caseload			Change*		Percentage (%) of Caseload			
2,229	-777	Criminal	394	18%	-12.4%	▼	-56	Criminal	2023: 15.0%	2024: 17.7%
		Traffic	1,076	48%	-42.3%	▼	-790	Traffic	62.1%	48.3%
		Civil	632	28%	9.3%	▲	+54	Civil	19.2%	28.4%
		Civil Commitments	127	6%	13.4%	▲	+15	Civil Commitments	3.7%	5.7%
		GRAND TOTAL	2,229	100%	-25.8%	▼	-777	GRAND TOTAL	100%	100%

Filings by Division & Code

Division	Case Type Description	Code	Summary	Change	% Change	Absolute Change
Criminal	Misdemeanor	M	224	▼	-6.7%	-16
	Felony	F	106	▼	-33.8%	-54
	Show Cause	SC	32	▲	+39.1%	+9
	Capias	CA	26	▲	+8.3%	+2
	Civil Violation	CV	6	▲	+100.0%	+3
	Total			394	▼	-12.4%
Traffic	Infraction	I	767	▼	-46.9%	-677
	Misdemeanor	M	281	▼	-27.8%	-108
	Show Cause	SC	17	▼	-5.6%	-1
	Felony	F	6	▲	+20.0%	+1
	Capias	CA	3	▼	-66.7%	-6
	Civil Violation	CV	2	▲	+100.0%	+1
Total			1,076	▼	-42.3%	-790
Civil	Unlawful Detainer	UD	200	▲	+26.6%	+42
	Warrant in Debt	WD	194	▲	+55.2%	+69
	Garnishment	GA	157	▼	-25.9%	-55
	Other	OT	26	▲	+36.8%	+7
	Admin License	AL	22	▲	+15.8%	+3
	Bond Forfeiture	BF	11	▼	-42.1%	-8
	Preliminary Protective Order	PP	7	▲	+40.0%	+2
	Protective Order	PO	6	▲	+20.0%	+1
	Impoundment	IM	4	▼	-20.0%	-1
	Interrogatory	IN	2	↔		-
	Abstract	AJ	1	▼	-75.0%	-3
	Detinue	DT	1	▼	-75.0%	-3
	Show Cause	SC	1	↔		-
	Total			632	▲	9.3%
Civil Commitments	Emergency Custody Order	EC	50	▼	-12.3%	-7
	Temporary Detention Order	TD	44	▲	+25.7%	+9
	Mental Commitment	MC	32	▲	+60.0%	+12
	Other	OT	1	▲	-	+1
Total			127	▲	13.4%	+15
GRAND TOTAL			2,229	▼	-25.8%	-777

Filings by Major Case Category**

Category	Summary	Change	% Change	Absolute Change
Felony	112	▼	-32.1%	-53
Garnishment	159	▼	-25.7%	-55
General Civil	197	▲	+52.7%	+68
Infraction/Civil Violation	775	▲	-46.5%	-673
Involuntary Civil Commitments	1	▲	-	+1
Landlord /Tenant	200	▲	+26.6%	+42
Misdemeanor	505	▼	-19.7%	-124
Other	267	▼	+5.5%	+14
Protective Orders	13	▲	+30.0%	+3
GRAND TOTAL	2,229	▼	-25.8%	-777

* Compared to same time period as previous year

** Case Type Categories are defined in the 2017 Virginia Judicial Workload Assessment

Source: SCV-SQL-Information

* Compared to same time period as previous year



** Case Type Categories are defined in the 2017 Virginia Judicial Workload Assessment
Source: SCV-SQL-Information

CPSS - GCMS CASELOAD STATISTICS OF THE GENERAL DISTRICT COURTS

January 2024 thru June 2024 Filings (Compared to January 2023 thru June 2023)

Patrick

District: 21 FIPS: 141

2024 Overall GRAND TOTAL		Distribution of Caseload			Change*		Percentage (%) of Caseload		
1,739	+351	Criminal	275	16%	29.7% ▲	+63	Criminal	2023	2024
		Traffic	1,206	69%	31.8% ▲	+291	Traffic	15.3%	15.8%
		Civil	251	14%	7.3% ▲	+17	Civil	65.9%	69.4%
		Civil Commitments	7	0%	-74.1% ▼	-20	Civil Commitments	16.9%	14.4%
		GRAND TOTAL	1,739	100%	25.3% ▲	+351	GRAND TOTAL	100%	100%

Filings by Division & Code

Division	Case Type Description	Code	Summary	Change	% Change	Absolute Change
Criminal	Misdemeanor	M	173	▲	+57.3%	+63
	Felony	F	79	▲	+38.6%	+22
	Capias	CA	16	▼	-5.9%	-1
	Civil Violation	CV	4	▼	-42.9%	-3
	Show Cause	SC	3	▼	-85.7%	-18
	Total			275	▲	29.7%
Traffic	Infraction	I	963	▲	+37.8%	+264
	Misdemeanor	M	235	▲	+13.5%	+28
	Felony	F	6	▲	+50.0%	+2
	Capias	CA	1	▼	-75.0%	-3
	Show Cause	SC	1	↔		-
	Total			1,206	▲	31.8%
Civil	Warrant in Debt	WD	131	▲	+23.6%	+25
	Garnishment	GA	58	▲	+16.0%	+8
	Other	OT	16	▲	+128.6%	+9
	Unlawful Detainer	UD	14	▼	-54.8%	-17
	Preliminary Protective Order	PP	10	▲	+42.9%	+3
	Protective Order	PO	8	↔		-
	Admin License	AL	6	▲	+20.0%	+1
	Abstract	AJ	2	▲	-	+2
	Bond Forfeiture	BF	2	▼	-81.8%	-9
	Counter Claim	CC	2	▲	-	+2
	Detinue	DT	1	▼	-50.0%	-1
	Petition-Restore Arms	PR	1	▲	-	+1
	Capias	CA	0	▼	-100.0%	-1
	Interrogatory	IN	0	▼	-100.0%	-1
	Motion for Judgment	MJ	0	▼	-100.0%	-1
	Overweight	OC	0	▼	-100.0%	-4
Total			251	▲	7.3%	+17
Civil Commitments	Temporary Detention Order	TD	7	▼	-63.2%	-12
	Emergency Custody Order	EC	0	▼	-100.0%	-8
	Total		7	▼	-74.1%	-20
GRAND TOTAL			1,739	▲	25.3%	+351

Filings by Major Case Category**

Category	Summary	Change	% Change	Absolute Change
Felony	85	▲	+39.3%	+24
Garnishment	58	▼	+13.7%	+7
General Civil	133	▲	+22.0%	+24
Infraction/Civil Violation	967	▼	+36.2%	+257
Landlord /Tenant	14	▼	-54.8%	-17
Misdemeanor	408	▲	+28.7%	+91
Other	56	▲	-40.4%	-38
Protective Orders	18	▲	+20.0%	+3
GRAND TOTAL	1,739	▲	25.3%	+351

* Compared to same time period as previous year

** Case Type Categories are defined in the 2017 Virginia Judicial Workload Assessment



Source: SCV-SQL-Information

CPSS - GCMS CASELOAD STATISTICS OF THE GENERAL DISTRICT COURTS

January 2024 thru June 2024 Filings (Compared to January 2023 thru June 2023)

Danville

District: 22 FIPS: 590

2024 Overall GRAND TOTAL		Distribution of Caseload			Change*		Percentage (%) of Caseload		
7,373	-201	Criminal	2,047	28%	6.3% ▲	+122	Criminal	2023	2024
		Traffic	2,364	32%	-4.2% ▼	-103	Traffic	25.4%	27.8%
2024 		Civil	2,374	32%	-9.2% ▼	-240	Civil	32.6%	32.1%
2023 		Civil Commitments	588	8%	3.5% ▲	+20	Civil Commitments	34.5%	32.2%
		GRAND TOTAL	7,373	100%	-2.7% ▼	-201	GRAND TOTAL	7.5%	8.0%
							GRAND TOTAL	100%	100%

Filings by Division & Code

Division	Case Type Description	Code	Summary	Change	% Change	Absolute Change
Criminal	Misdemeanor	M	1,270	▲	+4.3%	+52
	Felony	F	533	▲	+23.1%	+100
	Capias	CA	173	▼	-8.5%	-16
	Show Cause	SC	43	▼	-4.4%	-2
	Civil Violation	CV	25	▼	-19.4%	-6
	Motion	MO	2	▲	+100.0%	+1
	Restricted Operators License	RL	1	▼	-87.5%	-7
	Total			2,047	▲	6.3%
Traffic	Infraction	I	1,688	▼	-3.9%	-68
	Misdemeanor	M	627	▼	-3.5%	-23
	Capias	CA	32	▼	-13.5%	-5
	Felony	F	12	▼	-29.4%	-5
	Civil Violation	CV	2	▲	-	+2
	Other	O	1	▲	-	+1
	Restricted Operators License	RL	1	▼	-80.0%	-4
	Show Cause	SC	1	▼	-50.0%	-1
Total			2,364	▼	-4.2%	-103
Civil	Warrant in Debt	WD	720	▲	+2.7%	+19
	Unlawful Detainer	UD	634	▼	-7.8%	-54
	Garnishment	GA	495	▼	-6.3%	-33
	Detinue	DT	205	▼	-43.5%	-158
	Other	OT	161	▼	-4.2%	-7
	Preliminary Protective Order	PP	54	▲	+31.7%	+13
	Protective Order	PO	49	▲	+6.5%	+3
	Admin License	AL	28	▼	-9.7%	-3
	Bond Forfeiture	BF	13	▼	-35.0%	-7
	Impoundment	IM	6	▲	+100.0%	+3
	Tenants Assertion	TA	4	▲	+100.0%	+2
	Interrogatory	IN	2	▼	-33.3%	-1
	Motion for Judgment	MJ	2	↔	-	-
	Abstract	AJ	1	▼	-88.9%	-8
	Counter Claim	CC	0	▼	-100.0%	-2
	Petition-Restore Arms	PR	0	▼	-100.0%	-4
Show Cause	SC	0	▼	-100.0%	-3	
Total			2,374	▼	-9.2%	-240
Civil Commitments	Mental Commitment	MC	286	▲	+10.4%	+27
	Temporary Detention Order	TD	125	▲	+15.7%	+17
	Other	OT	122	▲	+9.9%	+11
	Emergency Custody Order	EC	50	▼	-38.3%	-31
	Petition	PT	4	▼	-33.3%	-2
	Medical Emergency Temporary Detention Order	MT	1	▼	-50.0%	-1
	Medical Emergency Custody Order	ME	0	▼	-100.0%	-1
Total			588	▲	3.5%	+20
GRAND TOTAL			7,373	▼	-2.7%	-201

* Compared to same time period as previous year

** Case Type Categories are defined in the 2017 Virginia Judicial Workload Assessment



Source: SCV-SQL-Information

Filings by Major Case Category**

Category	Summary	Change	% Change	Absolute Change
Felony	545	▼	+21.1%	+95
Garnishment	497	▼	-6.4%	-34
General Civil	931	▼	-13.6%	-146
Infraction/Civil Violation	1,716	▲	-4.0%	-71
Involuntary Civil Commitments	126	▼	+7.7%	+9
Landlord /Tenant	638	▲	-7.5%	-52
Misdemeanor	1,899	▼	+1.0%	+18
Other	918	▼	-3.8%	-36
Protective Orders	103	▲	+18.4%	+16
GRAND TOTAL	7,373	▼	-2.7%	-201

* Compared to same time period as previous year

** Case Type Categories are defined in the 2017 Virginia Judicial Workload Assessment
 Source: SCV-SQL-Information

2024 Overall GRAND TOTAL		Distribution of Caseload			Change*		Percentage (%) of Caseload		
5,981	+1,223	Criminal	911	15%	0.3% ▲	+3	Criminal	2023	2024
		Traffic	3,642	61%	37.3% ▲	+990	Traffic	19.1%	15.2%
		Civil	1,337	22%	23.0% ▲	+250	Civil	55.7%	60.9%
		Civil Commitments	91	2%	-18.0% ▼	-20	Civil Commitments	22.8%	22.4%
		GRAND TOTAL	5,981	100%	25.7% ▲	+1,223	GRAND TOTAL	2.3%	1.5%
							GRAND TOTAL	100%	100%

Filings by Division & Code

Division	Case Type Description	Code	Summary	Change	% Change	Absolute Change
Criminal	Misdemeanor	M	596	▲	+4.9%	+28
	Felony	F	190	▼	-15.2%	-34
	Capias	CA	64	▼	-8.6%	-6
	Civil Violation	CV	31	▲	+106.7%	+16
	Show Cause	SC	30	▼	-3.2%	-1
	Total			911	▲	0.3%
Traffic	Infraction	I	3,096	▲	+42.5%	+924
	Misdemeanor	M	522	▲	+18.9%	+83
	Capias	CA	18	▼	-18.2%	-4
	Felony	F	4	▼	-75.0%	-12
	Civil Violation	CV	1	▼	-66.7%	-2
	Show Cause	SC	1	▲	-	+1
	Total			3,642	▲	37.3%
Civil	Warrant in Debt	WD	609	▲	+45.0%	+189
	Garnishment	GA	339	▲	+2.4%	+8
	Unlawful Detainer	UD	111	▼	-16.5%	-22
	Other	OT	73	▼	+28.1%	+16
	Detinue	DT	41	▲	+51.9%	+14
	Admin License	AL	37	▲	+23.3%	+7
	Preliminary Protective Order	PP	34	▲	+70.0%	+14
	Interrogatory	IN	22	▲	+10.0%	+2
	Impoundment	IM	18	▲	+63.6%	+7
	Bond Forfeiture	BF	16	▲	+45.5%	+5
	Show Cause	SC	14	▲	+55.6%	+5
	Abstract	AJ	10	▲	+400.0%	+8
	Protective Order	PO	6	▼	-25.0%	-2
	Counter Claim	CC	3	▲	+50.0%	+1
	Petition-Restore Arms	PR	2	↔	-	-
	Motion for Judgment	MJ	1	▲	-	+1
Tenants Assertion	TA	1	▼	-75.0%	-3	
Total			1,337	▲	23.0%	+250
Civil Commitments	Temporary Detention Order	TD	52	▼	-8.8%	-5
	Emergency Custody Order	EC	35	▼	-20.5%	-9
	Mental Commitment	MC	3	▼	-66.7%	-6
	Other	OT	1	▲	-	+1
	Petition	PT	0	▼	-100.0%	-1
Total			91	▼	-18.0%	-20
GRAND TOTAL			5,981	▲	25.7%	+1,223

Filings by Major Case Category**

Category	Summary	Change	% Change	Absolute Change
Felony	194	▼	-19.2%	-46
Garnishment	361	▲	+2.8%	+10
General Civil	654	▲	+44.4%	+201
Infraction/Civil Violation	3,128	▲	+42.8%	+938
Involuntary Civil Commitments	1	▲	-	0
Landlord /Tenant	112	▼	-18.2%	-25
Misdemeanor	1,118	▲	+11.0%	+111

* Compared to same time period as previous year

** Case Type Categories are defined in the 2017 Virginia Judicial Workload Assessment

CPSS - GCMS CASELOAD STATISTICS OF THE GENERAL DISTRICT COURTS
January 2024 thru June 2024 Filings (Compared to January 2023 thru June 2023)

Other	373	▲	+6.3%	+22
Protective Orders	40	▲	+42.9%	+12
GRAND TOTAL	5,981	▲	25.7%	+1,223

* Compared to same time period as previous year



** Case Type Categories are defined in the 2017 Virginia Judicial Workload Assessment
Source: SCV-SQL-Information

CPSS - GCMS CASELOAD STATISTICS OF THE GENERAL DISTRICT COURTS

January 2024 thru June 2024 Filings (Compared to January 2023 thru June 2023)

Pittsylvania

District: 22 FIPS: 143

2024 Overall GRAND TOTAL		Distribution of Caseload			Change*		Percentage (%) of Caseload		
5,617	+1,014	Criminal	512	9%	8.0% ▲	+38	Criminal	2023	2024
		Traffic	3,562	63%	33.2% ▲	+888	Traffic	10.3%	9.1%
		Civil	1,440	26%	5.8% ▲	+79	Civil	58.1%	63.4%
		Civil Commitments	103	2%	9.6% ▲	+9	Civil Commitments	29.6%	25.6%
		GRAND TOTAL	5,617	100%	22.0% ▲	+1,014	GRAND TOTAL	2.0%	1.8%
							GRAND TOTAL	100%	100%

Filings by Division & Code

Division	Case Type Description	Code	Summary	Change	% Change	Absolute Change
Criminal	Misdemeanor	M	291	▼	-6.7%	-21
	Felony	F	158	▲	+61.2%	+60
	Capias	CA	40	▲	+29.0%	+9
	Civil Violation	CV	12	▼	-45.5%	-10
	Show Cause	SC	11	↔		-
	Total			512	▲	8.0%
Traffic	Infraction	I	2,980	▲	+32.9%	+737
	Misdemeanor	M	555	▲	+36.7%	+149
	Capias	CA	14	▼	-6.7%	-1
	Felony	F	10	▲	+42.9%	+3
	Show Cause	SC	3	↔		-
	Total			3,562	▲	33.2%
Civil	Warrant in Debt	WD	741	▲	+9.5%	+64
	Garnishment	GA	411	▲	+14.8%	+53
	Unlawful Detainer	UD	138	▼	-15.3%	-25
	Other	OT	58	▲	+5.5%	+3
	Preliminary Protective Order	PP	23	▲	+27.8%	+5
	Abstract	AJ	16	▼	-15.8%	-3
	Admin License	AL	11	▼	-21.4%	-3
	Detinue	DT	9	▲	+28.6%	+2
	Impoundment	IM	8	▲	+100.0%	+4
	Interrogatory	IN	6	▼	-53.8%	-7
	Show Cause	SC	5	▲	+25.0%	+1
	Protective Order	PO	4	▼	-63.6%	-7
	Bond Forfeiture	BF	3	▼	-50.0%	-3
	Counter Claim	CC	2	↔		-
	Tenants Assertion	TA	2	▼	-33.3%	-1
	Overweight	OC	1	▲	-	+1
	Petition-Restore Arms	PR	1	▼	-83.3%	-5
	Third Party Claim	TH	1	▲	-	+1
	Motion for Judgment	MJ	0	▼	-100.0%	-1
Total			1,440	▲	5.8%	+79
Civil Commitments	Temporary Detention Order	TD	63	▲	+34.0%	+16
	Emergency Custody Order	EC	39	▼	-13.3%	-6
	Other	OT	1	▲	-	+1
	Medical Emergency Temporary Detention Order	MT	0	▼	-100.0%	-1
	Mental Commitment	MC	0	▼	-100.0%	-1
Total			103	▲	9.6%	+9
GRAND TOTAL			5,617	▲	22.0%	+1,014

Filings by Major Case Category**

Category	Summary	Change	% Change	Absolute Change
Felony	168	▲	+60.0%	+63
Garnishment	417	▼	+12.4%	+46
General Civil	756	▼	+8.8%	+61
Infraction/Civil Violation	2,993	▲	+32.1%	+728
Involuntary Civil Commitments	1	▲	-	+1
Landlord /Tenant	140	▼	-15.7%	-26

* Compared to same time period as previous year

** Case Type Categories are defined in the 2017 Virginia Judicial Workload Assessment

CPSS - GCMS CASELOAD STATISTICS OF THE GENERAL DISTRICT COURTS

January 2024 thru June 2024 Filings (Compared to January 2023 thru June 2023)

Pittsylvania

District: 22 FIPS: 143

Misdemeanor	846	▲	+17.8%	+128
Other	269	▲	+5.9%	+15
Protective Orders	27	▼	-6.9%	-2
GRAND TOTAL	5,617	▲	22.0%	+1,014

* Compared to same time period as previous year



** Case Type Categories are defined in the 2017 Virginia Judicial Workload Assessment
Source: SCV-SQL-Information

CPSS - GCMS CASELOAD STATISTICS OF THE GENERAL DISTRICT COURTS

January 2024 thru June 2024 Filings (Compared to January 2023 thru June 2023)

Roanoke

District: 23 FIPS: 770

2024 Overall GRAND TOTAL		Distribution of Caseload			Change*		Percentage (%) of Caseload		
16,835	+1,203	Criminal	2,329	14%	-2.9% ▼	-70	Criminal	2023	2024
		Traffic	8,314	49%	14.4% ▲	+1,044	Traffic	15.3%	13.8%
		Civil	5,495	33%	4.6% ▲	+244	Civil	46.5%	49.4%
		Civil Commitments	697	4%	-2.1% ▼	-15	Civil Commitments	33.6%	32.6%
		GRAND TOTAL	16,835	100%	7.7% ▲	+1,203	GRAND TOTAL	4.6%	4.1%
							GRAND TOTAL	100%	100%

Filings by Division & Code

Division	Case Type Description	Code	Summary	Change	% Change	Absolute Change
Criminal	Misdemeanor	M	1,633	▲	+1.1%	+17
	Felony	F	568	▼	-12.2%	-79
	Capias	CA	62	▲	+12.7%	+7
	Show Cause	SC	55	↔		-
	Civil Violation	CV	9	▼	-55.0%	-11
	Motion	MO	1	▼	-80.0%	-4
	Restricted Operators License	RL	1	↔		-
	Total			2,329	▼	-2.9%
Traffic	Infraction	I	6,240	▲	+12.6%	+697
	Misdemeanor	M	1,932	▲	+22.8%	+359
	Felony	F	55	▼	-5.2%	-3
	Show Cause	SC	34	▼	-17.1%	-7
	Civil Violation	CV	26	▲	+23.8%	+5
	Capias	CA	11	▲	+10.0%	+1
	Motion	MO	9	↔		-
	Restricted Operators License	RL	5	▼	-66.7%	-10
	Other	O	2	▲	-	+2
Total			8,314	▲	14.4%	+1,044
Civil	Warrant in Debt	WD	1,756	▲	+15.7%	+238
	Unlawful Detainer	UD	1,461	▲	+11.8%	+154
	Garnishment	GA	1,191	▼	-9.3%	-122
	Other	OT	252	▲	-14.9%	-44
	Detinue	DT	196	▼	-27.1%	-73
	Protective Order	PO	157	▲	+82.6%	+71
	Preliminary Protective Order	PP	151	▼	-7.9%	-13
	Interrogatory	IN	123	▲	+75.7%	+53
	Show Cause	SC	55	▼	-8.3%	-5
	Admin License	AL	45	▲	+18.4%	+7
	Bond Forfeiture	BF	27	▼	-41.3%	-19
	Abstract	AJ	25	▼	-32.4%	-12
	Tenants Assertion	TA	24	▲	+41.2%	+7
	Counter Claim	CC	14	▲	+100.0%	+7
	Impoundment	IM	8	▼	-38.5%	-5
	Motion for Judgment	MJ	5	▲	+66.7%	+2
	Petition-Restore Arms	PR	3	▲	+200.0%	+2
Capias	CA	2	▼	-66.7%	-4	
Total			5,495	▲	4.6%	+244
Civil Commitments	Temporary Detention Order	TD	375	▲	+19.0%	+60
	Mental Commitment	MC	150	▼	-14.8%	-26
	Emergency Custody Order	EC	87	▼	-29.8%	-37
	Medical Emergency Temporary Detention Order	MT	59	▼	-13.2%	-9
	Other	OT	26	▼	-10.3%	-3
Total			697	▼	-2.1%	-15
GRAND TOTAL			16,835	▲	7.7%	+1,203

* Compared to same time period as previous year

** Case Type Categories are defined in the 2017 Virginia Judicial Workload Assessment

CPSS - GCMS CASELOAD STATISTICS OF THE GENERAL DISTRICT COURTS

January 2024 thru June 2024 Filings (Compared to January 2023 thru June 2023)

Roanoke

District: 23 FIPS: 770

Filings by Major Case Category**

Category	Summary	Change	% Change	Absolute Change
Felony	623	▼	-11.6%	-82
Garnishment	1,314	▲	-5.0%	-69
General Civil	1,979	▲	+9.5%	+172
Infraction/Civil Violation	6,277	▲	+12.4%	+693
Involuntary Civil Commitments	26	▼	-10.3%	-3
Landlord /Tenant	1,485	▲	+12.2%	+161
Misdemeanor	3,571	▼	+11.4%	+366
Other	1,252	▼	-6.9%	-93
Protective Orders	308	▲	+23.2%	+58
GRAND TOTAL	16,835	▲	7.7%	+1,203

* Compared to same time period as previous year



** Case Type Categories are defined in the 2017 Virginia Judicial Workload Assessment
Source: SCV-SQL-Information

CPSS - GCMS CASELOAD STATISTICS OF THE GENERAL DISTRICT COURTS

January 2024 thru June 2024 Filings (Compared to January 2023 thru June 2023)

Roanoke County

District: 23 FIPS: 161

2024 Overall GRAND TOTAL		Distribution of Caseload			Change*		Percentage (%) of Caseload		
13,038	+1,807	Criminal	1,361	10%	7.8% ▲	+99	Criminal	2023	2024
		Traffic	8,949	69%	18.2% ▲	+1,376	Traffic	11.2%	10.4%
		Civil	2,163	17%	16.4% ▲	+305	Civil	67.4%	68.6%
		Civil Commitments	565	4%	5.0% ▲	+27	Civil Commitments	16.5%	16.6%
		GRAND TOTAL	13,038	100%	16.1% ▲	+1,807	GRAND TOTAL	4.8%	4.3%
							GRAND TOTAL	100%	100%

Filings by Division & Code

Division	Case Type Description	Code	Summary	Change	% Change	Absolute Change
Criminal	Misdemeanor	M	900	▲	+7.5%	+63
	Felony	F	333	▲	+10.6%	+32
	Capias	CA	81	▲	+19.1%	+13
	Show Cause	SC	42	▲	+10.5%	+4
	Civil Violation	CV	5	▼	-72.2%	-13
	Total			1,361	▲	7.8%
Traffic	Infraction	I	6,761	▲	+16.2%	+942
	Misdemeanor	M	2,024	▲	+27.1%	+432
	Show Cause	SC	58	▼	-15.9%	-11
	Capias	CA	53	▲	+23.3%	+10
	Civil Violation	CV	27	▲	+17.4%	+4
	Felony	F	20	↔		-
	Restricted Operators License	RL	6	▼	-14.3%	-1
	Total			8,949	▲	18.2%
Civil	Warrant in Debt	WD	900	▲	+25.5%	+183
	Garnishment	GA	495	▲	+21.3%	+87
	Unlawful Detainer	UD	387	▲	+9.6%	+34
	Other	OT	73	▲	+28.1%	+16
	Admin License	AL	60	▼	-17.8%	-13
	Preliminary Protective Order	PP	54	▲	+45.9%	+17
	Interrogatory	IN	46	▲	+15.0%	+6
	Protective Order	PO	40	▲	+17.6%	+6
	Bond Forfeiture	BF	30	▼	-37.5%	-18
	Show Cause	SC	23	▼	-30.3%	-10
	Abstract	AJ	22	▲	+100.0%	+11
	Impoundment	IM	16	▼	-44.8%	-13
	Detinue	DT	7	▲	+40.0%	+2
	Counter Claim	CC	4	▲	+100.0%	+2
	Petition-Restore Arms	PR	2	↔		-
	Cross Claim	CR	1	▲	-	+1
	Motion for Judgment	MJ	1	▼	-50.0%	-1
	Tenants Assertion	TA	1	▼	-75.0%	-3
	Third Party Claim	TH	1	▲	-	+1
	Capias	CA	0	▼	-100.0%	-1
	Overweight	OC	0	▼	-100.0%	-2
Total			2,163	▲	16.4%	+305
Civil Commitments	Mental Commitment	MC	315	▼	-6.3%	-21
	Temporary Detention Order	TD	123	▲	+36.7%	+33
	Other	OT	79	▲	+21.5%	+14
	Emergency Custody Order	EC	48	▲	+2.1%	+1
	Total			565	▲	5.0%
GRAND TOTAL			13,038	▲	16.1%	+1,807

Filings by Major Case Category**

Category	Summary	Change	% Change	Absolute Change
Felony	353	▲	+10.0%	+32
Garnishment	541	▲	+20.8%	+93
General Civil	920	▲	+25.2%	+185

* Compared to same time period as previous year

** Case Type Categories are defined in the 2017 Virginia Judicial Workload Assessment

Source: SCV-SQL-Information

CPSS - GCMS CASELOAD STATISTICS OF THE GENERAL DISTRICT COURTS

January 2024 thru June 2024 Filings (Compared to January 2023 thru June 2023)

Roanoke County

District: 23 FIPS: 161

Infraction/Civil Violation	6,793	▼	+15.9%	+931
Involuntary Civil Commitments	79	▲	+21.5%	+14
Landlord /Tenant	388	▼	+8.7%	+31
Misdemeanor	2,930	▲	+20.3%	+494
Other	940	▲	+0.4%	+4
Protective Orders	94	▲	+32.4%	+23
GRAND TOTAL	13,038	▲	16.1%	+1,807

* Compared to same time period as previous year



** Case Type Categories are defined in the 2017 Virginia Judicial Workload Assessment
Source: SCV-SQL-Information

CPSS - GCMS CASELOAD STATISTICS OF THE GENERAL DISTRICT COURTS

January 2024 thru June 2024 Filings (Compared to January 2023 thru June 2023)

Salem

District: 23 FIPS: 775

2024 Overall GRAND TOTAL		Distribution of Caseload			Change*		Percentage (%) of Caseload		
4,611	+501	Criminal	860	19%	33.7% ▲	+217	Criminal	2023	2024
		Traffic	2,407	52%	9.6% ▲	+210	Traffic	53.5%	52.2%
		Civil	950	21%	12.0% ▲	+102	Civil	20.6%	20.6%
		Civil Commitments	394	9%	-6.6% ▼	-28	Civil Commitments	10.3%	8.5%
		GRAND TOTAL	4,611	100%	12.2% ▲	+501	GRAND TOTAL	100%	100%

Filings by Division & Code

Division	Case Type Description	Code	Summary	Change	% Change	Absolute Change
Criminal	Misdemeanor	M	595	▲	+49.9%	+198
	Felony	F	174	▲	+20.8%	+30
	Capias	CA	39	↔		-
	Show Cause	SC	34	▼	-22.7%	-10
	Civil Violation	CV	18	▼	-5.3%	-1
	Total			860	▲	33.7%
Traffic	Infraction	I	1,924	▲	+6.2%	+112
	Misdemeanor	M	456	▲	+36.1%	+121
	Show Cause	SC	14	▼	-63.2%	-24
	Felony	F	8	▲	+100.0%	+4
	Capias	CA	5	▼	-28.6%	-2
	Restricted Operators License	RL	0	▼	-100.0%	-1
Total			2,407	▲	9.6%	+210
Civil	Warrant in Debt	WD	365	▲	+30.8%	+86
	Unlawful Detainer	UD	220	▼	-12.0%	-30
	Garnishment	GA	166	▲	+5.7%	+9
	Admin License	AL	43	▲	+138.9%	+25
	Other	OT	39	▲	+8.3%	+3
	Detinue	DT	31	▼	-20.5%	-8
	Preliminary Protective Order	PP	20	▲	+25.0%	+4
	Interrogatory	IN	17	▲	+54.5%	+6
	Impoundment	IM	13	▲	+550.0%	+11
	Protective Order	PO	13	▼	-18.8%	-3
	Show Cause	SC	13	▲	+44.4%	+4
	Abstract	AJ	5	▼	-44.4%	-4
	Motion for Judgment	MJ	2	▲	-	+2
	Petition-Restore Arms	PR	2	▲	+100.0%	+1
	Bond Forfeiture	BF	1	▼	-66.7%	-2
Tenants Assertion	TA	0	▼	-100.0%	-2	
Total			950	▲	12.0%	+102
Civil Commitments	Mental Commitment	MC	249	▼	-3.5%	-9
	Temporary Detention Order	TD	90	▼	-23.7%	-28
	Emergency Custody Order	EC	28	▲	+21.7%	+5
	Other	OT	17	▲	+21.4%	+3
	Medical Emergency Temporary Detention Order	MT	10	▲	+11.1%	+1
Total			394	▼	-6.6%	-28
GRAND TOTAL			4,611	▲	12.2%	+501

Filings by Major Case Category**

Category	Summary	Change	% Change	Absolute Change
Felony	182	▲	+23.0%	+34
Garnishment	183	▲	+8.9%	+15
General Civil	403	▲	+25.2%	+81
Infraction/Civil Violation	1,942	▲	+6.1%	+111
Involuntary Civil Commitments	17	▲	+21.4%	+3
Landlord /Tenant	220	▼	-12.7%	-32
Misdemeanor	1,051	▼	+43.4%	+318

* Compared to same time period as previous year

** Case Type Categories are defined in the 2017 Virginia Judicial Workload Assessment

CPSS - GCMS CASELOAD STATISTICS OF THE GENERAL DISTRICT COURTS

January 2024 thru June 2024 Filings (Compared to January 2023 thru June 2023)

Salem

District: 23 FIPS: 775



Other	580	▲	-4.9%	-30
Protective Orders	33	▲	+3.1%	+1
GRAND TOTAL	4,611	▲	12.2%	+501

* Compared to same time period as previous year

** Case Type Categories are defined in the 2017 Virginia Judicial Workload Assessment
Source: SCV-SQL-Information

CPSS - GCMS CASELOAD STATISTICS OF THE GENERAL DISTRICT COURTS

January 2024 thru June 2024 Filings (Compared to January 2023 thru June 2023)

2024 Overall GRAND TOTAL		Distribution of Caseload			Change*		Percentage (%) of Caseload			
4,980	+1,045	Criminal	558	11%	-8.8%	▼	-54	Criminal	2023: 15.6%	2024: 11.2%
		Traffic	3,523	71%	46.4%	▲	+1,116	Traffic	61.2%	70.7%
		Civil	851	17%	-1.7%	▲	-15	Civil	22.0%	17.1%
		Civil Commitments	48	1%	-4.0%	▼	-2	Civil Commitments	1.3%	1.0%
		GRAND TOTAL	4,980	100%	26.6%	▲	+1,045	GRAND TOTAL	100%	100%

Filings by Division & Code

Division	Case Type Description	Code	Summary	Change	% Change	Absolute Change
Criminal	Misdemeanor	M	311	▼	-0.3%	-1
	Felony	F	147	▼	-12.0%	-20
	Show Cause	SC	56	▼	-11.1%	-7
	Capias	CA	37	▼	-30.2%	-16
	Motion	MO	4	▼	-66.7%	-8
	Civil Violation	CV	2	▼	-60.0%	-3
	Restricted Operators License	RL	1	▲	-	+1
	Total			558	▼	-8.8%
Traffic	Infraction	I	2,873	▲	+42.5%	+857
	Misdemeanor	M	593	▲	+80.2%	+264
	Show Cause	SC	18	▼	-35.7%	-10
	Capias	CA	15	▲	+15.4%	+2
	Felony	F	13	▲	+225.0%	+9
	Civil Violation	CV	7	▼	-36.4%	-4
	Motion	MO	4	▼	-33.3%	-2
	Total			3,523	▲	46.4%
Civil	Warrant in Debt	WD	386	▲	+45.1%	+120
	Garnishment	GA	220	▼	-9.1%	-22
	Unlawful Detainer	UD	102	▼	-37.4%	-61
	Other	OT	40	▲	-23.1%	-12
	Detinue	DT	17	▼	-15.0%	-3
	Interrogatory	IN	17	▲	+21.4%	+3
	Preliminary Protective Order	PP	17	▼	-37.0%	-10
	Admin License	AL	15	▼	-42.3%	-11
	Protective Order	PO	15	▼	-21.1%	-4
	Show Cause	SC	9	▲	+28.6%	+2
	Abstract	AJ	5	▼	-50.0%	-5
	Bond Forfeiture	BF	3	▼	-76.9%	-10
	Capias	CA	2	▲	+100.0%	+1
	Impoundment	IM	2	▼	-33.3%	-1
	Tenants Assertion	TA	1	↔	-	-
	Motion for Judgment	MJ	0	▼	-100.0%	-1
Petition-Restore Arms	PR	0	▼	-100.0%	-1	
Total			851	▼	-1.7%	-15
Civil Commitments	Temporary Detention Order	TD	34	▼	-20.9%	-9
	Emergency Custody Order	EC	14	▲	+100.0%	+7
	Total		48	▼	-4.0%	-2
GRAND TOTAL			4,980	▲	26.6%	+1,045

Filings by Major Case Category**

Category	Summary	Change	% Change	Absolute Change
Felony	160	▲	-6.4%	-11
Garnishment	237	▲	-7.4%	-19
General Civil	411	▼	+40.8%	+119
Infraction/Civil Violation	2,882	▼	+41.8%	+850
Landlord /Tenant	103	▼	-37.2%	-61
Misdemeanor	905	▲	+41.2%	+264
Other	250	▼	-24.9%	-83

* Compared to same time period as previous year

** Case Type Categories are defined in the 2017 Virginia Judicial Workload Assessment

CPSS - GCMS CASELOAD STATISTICS OF THE GENERAL DISTRICT COURTS

January 2024 thru June 2024 Filings (Compared to January 2023 thru June 2023)

Amherst

District: 24 FIPS: 009



Protective Orders		32	▼	-30.4%	-14
GRAND TOTAL		4,980	▲	26.6%	+1,045

* Compared to same time period as previous year

** Case Type Categories are defined in the 2017 Virginia Judicial Workload Assessment
Source: SCV-SQL-Information

CPSS - GCMS CASELOAD STATISTICS OF THE GENERAL DISTRICT COURTS

January 2024 thru June 2024 Filings (Compared to January 2023 thru June 2023)

2024 Overall GRAND TOTAL		Distribution of Caseload			Change*		Percentage (%) of Caseload		
5,127	+137	Criminal	958	19%	-6.9% ▼	-71	Criminal	2023	2024
		Traffic	2,367	46%	-3.1% ▼	-76	Traffic	49.0%	46.2%
		Civil	1,703	33%	17.8% ▲	+257	Civil	29.0%	33.2%
		Civil Commitments	99	2%	37.5% ▲	+27	Civil Commitments	1.4%	1.9%
		GRAND TOTAL	5,127	100%	2.7% ▲	+137	GRAND TOTAL	100%	100%

Filings by Division & Code

Division	Case Type Description	Code	Summary	Change	% Change	Absolute Change
Criminal	Misdemeanor	M	520	▲	+2.8%	+14
	Felony	F	248	▼	-2.4%	-6
	Capias	CA	87	▼	-2.2%	-2
	Show Cause	SC	86	▼	-30.6%	-38
	Civil Violation	CV	17	▼	-69.6%	-39
	Total			958	▼	-6.9%
Traffic	Infraction	I	1,744	▼	-1.2%	-22
	Misdemeanor	M	456	▼	-5.2%	-25
	Show Cause	SC	99	▼	-1.0%	-1
	Capias	CA	55	▼	-32.9%	-27
	Felony	F	12	▼	-7.7%	-1
	Restricted Operators License	RL	1	▲	-	+1
	Civil Violation	CV	0	▼	-100.0%	-1
	Total			2,367	▼	-3.1%
Civil	Warrant in Debt	WD	853	▲	+34.5%	+219
	Garnishment	GA	395	▲	+24.2%	+77
	Unlawful Detainer	UD	122	▼	-21.3%	-33
	Other	OT	73	▼	-11.0%	-9
	Preliminary Protective Order	PP	65	▲	+20.4%	+11
	Protective Order	PO	58	▲	+45.0%	+18
	Impoundment	IM	37	▲	+131.3%	+21
	Interrogatory	IN	32	▲	+3.2%	+1
	Detinue	DT	23	▼	-28.1%	-9
	Admin License	AL	16	▼	-36.0%	-9
	Abstract	AJ	12	▼	-33.3%	-6
	Show Cause	SC	11	▼	-62.1%	-18
	Bond Forfeiture	BF	2	▲	-	+2
	Capias	CA	2	▼	-50.0%	-2
	Counter Claim	CC	1	▼	-75.0%	-3
	Tenants Assertion	TA	1	↔	-	-
	Restricted Operators License	RL	0	▼	-100.0%	-2
	Third Party Claim	TH	0	▼	-100.0%	-1
Total			1,703	▲	17.8%	+257
Civil Commitments	Temporary Detention Order	TD	60	▲	+50.0%	+20
	Emergency Custody Order	EC	39	▲	+25.8%	+8
	Medical Emergency Temporary Detention Order	MT	0	▼	-100.0%	-1
	Total			99	▲	37.5%
GRAND TOTAL			5,127	▲	2.7%	+137

Filings by Major Case Category**

Category	Summary	Change	% Change	Absolute Change
Felony	260	▼	-2.6%	-7
Garnishment	427	▲	+22.3%	+78
General Civil	884	▼	+30.6%	+207
Infraction/Civil Violation	1,761	▼	-3.4%	-62
Landlord /Tenant	123	▼	-21.2%	-33
Misdemeanor	977	▲	-1.2%	-12
Other	572	▲	-9.9%	-63

* Compared to same time period as previous year

** Case Type Categories are defined in the 2017 Virginia Judicial Workload Assessment

CPSS - GCMS CASELOAD STATISTICS OF THE GENERAL DISTRICT COURTS

January 2024 thru June 2024 Filings (Compared to January 2023 thru June 2023)

Bedford

District: 24 FIPS: 019



Protective Orders	123	▲	+30.9%	+29
GRAND TOTAL	5,127	▲	2.7%	+137

* Compared to same time period as previous year

** Case Type Categories are defined in the 2017 Virginia Judicial Workload Assessment
Source: SCV-SQL-Information

CPSS - GCMS CASELOAD STATISTICS OF THE GENERAL DISTRICT COURTS

January 2024 thru June 2024 Filings (Compared to January 2023 thru June 2023)

2024 Overall GRAND TOTAL		Distribution of Caseload			Change*		Percentage (%) of Caseload		
5,772	+841	Criminal	741	13%	9.8% ▲	+66	Criminal	2023	2024
		Traffic	3,126	54%	30.4% ▲	+728	Traffic	13.7%	12.8%
		Civil	1,835	32%	1.7% ▲	+31	Civil	48.6%	54.2%
		Civil Commitments	70	1%	29.6% ▲	+16	Civil Commitments	36.6%	31.8%
		GRAND TOTAL	5,772	100%	17.1% ▲	+841	GRAND TOTAL	1.1%	1.2%
							GRAND TOTAL	100%	100%

Filings by Division & Code

Division	Case Type Description	Code	Summary	Change	% Change	Absolute Change
Criminal	Misdemeanor	M	399	▼	-3.2%	-13
	Felony	F	216	▲	+50.0%	+72
	Show Cause	SC	55	▼	-6.8%	-4
	Capias	CA	54	▲	+58.8%	+20
	Civil Violation	CV	10	▲	+11.1%	+1
	Restricted Operators License	RL	7	▼	-56.3%	-9
	Motion	MO	0	▼	-100.0%	-1
	Total			741	▲	9.8%
Traffic	Infraction	I	2,551	▲	+29.5%	+581
	Misdemeanor	M	495	▲	+36.0%	+131
	Show Cause	SC	33	▲	+32.0%	+8
	Capias	CA	24	▲	+20.0%	+4
	Felony	F	11	▼	-21.4%	-3
	Civil Violation	CV	9	▲	-	+9
	Restricted Operators License	RL	3	▼	-25.0%	-1
	Motion	MO	0	▼	-100.0%	-1
Total			3,126	▲	30.4%	+728
Civil	Warrant in Debt	WD	972	▲	+7.4%	+67
	Unlawful Detainer	UD	320	▼	-4.8%	-16
	Garnishment	GA	308	▲	+17.1%	+45
	Other	OT	61	▼	-30.7%	-27
	Preliminary Protective Order	PP	43	▼	-32.8%	-21
	Admin License	AL	23	▲	+21.1%	+4
	Interrogatory	IN	23	▲	+35.3%	+6
	Detinue	DT	22	▼	-15.4%	-4
	Protective Order	PO	17	▼	-55.3%	-21
	Impoundment	IM	12	▲	+9.1%	+1
	Bond Forfeiture	BF	11	▲	+37.5%	+3
	Abstract	AJ	9	▼	-25.0%	-3
	Show Cause	SC	6	▼	-40.0%	-4
	Counter Claim	CC	3	▲	+50.0%	+1
	Tenants Assertion	TA	3	▲	+50.0%	+1
	Cross Claim	CR	1	▲	-	+1
	Third Party Claim	TH	1	▲	-	+1
	Capias	CA	0	▼	-100.0%	-1
Petition-Restore Arms	PR	0	▼	-100.0%	-2	
Total			1,835	▲	1.7%	+31
Civil Commitments	Temporary Detention Order	TD	46	▲	+76.9%	+20
	Emergency Custody Order	EC	23	▼	-17.9%	-5
	Medical Emergency Temporary Detention Order	MT	1	▲	-	+1
Total			70	▲	29.6%	+16
GRAND TOTAL			5,772	▲	17.1%	+841

Filings by Major Case Category**

Category	Summary	Change	% Change	Absolute Change
Felony	227	▲	+43.7%	+69
Garnishment	331	▲	+18.2%	+51
General Civil	1,001	▼	+6.5%	+61

* Compared to same time period as previous year

** Case Type Categories are defined in the 2017 Virginia Judicial Workload Assessment

CPSS - GCMS CASELOAD STATISTICS OF THE GENERAL DISTRICT COURTS

January 2024 thru June 2024 Filings (Compared to January 2023 thru June 2023)



Infraction/Civil Violation	2,570	▲	+29.9%	+591
Landlord /Tenant	323	▲	-4.4%	-15
Misdemeanor	904	▼	+13.6%	+108
Other	356	▲	+5.3%	+18
Protective Orders	60	▼	-41.2%	-42
GRAND TOTAL	5,772	▲	17.1%	+841

* Compared to same time period as previous year

** Case Type Categories are defined in the 2017 Virginia Judicial Workload Assessment
Source: SCV-SQL-Information

CPSS - GCMS CASELOAD STATISTICS OF THE GENERAL DISTRICT COURTS

January 2024 thru June 2024 Filings (Compared to January 2023 thru June 2023)

2024 Overall GRAND TOTAL		Distribution of Caseload			Change*		Percentage (%) of Caseload		
10,968	-286	Criminal	2,532	23%	-8.5% ▼	-235	Criminal	2023	2024
		Traffic	3,676	34%	-14.0% ▼	-598	Traffic	24.6%	23.1%
2024 		Civil	4,244	39%	14.5% ▲	+536	Civil	38.0%	33.5%
2023 		Civil Commitments	516	5%	2.2% ▲	+11	Civil Commitments	32.9%	38.7%
		GRAND TOTAL	10,968	100%	-2.5% ▼	-286	GRAND TOTAL	100%	100%

Filings by Division & Code

Division	Case Type Description	Code	Summary	Change	% Change	Absolute Change
Criminal	Misdemeanor	M	1,413	▼	-1.8%	-26
	Felony	F	690	▼	-13.2%	-105
	Capias	CA	195	▼	-23.5%	-60
	Show Cause	SC	190	▼	-18.8%	-44
	Motion	MO	22	▼	-4.3%	-1
	Civil Violation	CV	21	↔	-	-
	Restricted Operators License	RL	1	▲	-	+1
	Total			2,532	▼	-8.5%
Traffic	Infraction	I	2,583	▼	-17.6%	-550
	Misdemeanor	M	984	▼	-0.2%	-2
	Show Cause	SC	46	▼	-35.2%	-25
	Capias	CA	35	▼	-31.4%	-16
	Felony	F	20	↔	-	-
	Restricted Operators License	RL	4	▼	-20.0%	-1
	Motion	MO	2	↔	-	-
	Civil Violation	CV	1	▼	-66.7%	-2
	Other	O	1	▼	-66.7%	-2
Total			3,676	▼	-14.0%	-598
Civil	Warrant in Debt	WD	1,659	▲	+29.6%	+379
	Unlawful Detainer	UD	879	▲	+10.4%	+83
	Garnishment	GA	641	▲	+6.1%	+37
	Detinue	DT	246	▼	-7.5%	-20
	Other	OT	201	▼	-10.3%	-23
	Preliminary Protective Order	PP	134	▲	+12.6%	+15
	Interrogatory	IN	90	▲	+12.5%	+10
	Protective Order	PO	82	▼	-1.2%	-1
	Bond Forfeiture	BF	81	▲	+55.8%	+29
	Impoundment	IM	66	▼	-10.8%	-8
	Abstract	AJ	44	▲	+69.2%	+18
	Show Cause	SC	44	▲	+18.9%	+7
	Admin License	AL	38	▼	-15.6%	-7
	Capias	CA	12	▲	+71.4%	+5
	Tenants Assertion	TA	12	▲	+500.0%	+10
	Motion for Judgment	MJ	5	▲	+25.0%	+1
	Petition-Restore Arms	PR	5	▲	+66.7%	+2
	Counter Claim	CC	2	▼	-66.7%	-4
	Third Party Claim	TH	2	▲	-	+2
	Cross Claim	CR	1	▲	-	+1
Total			4,244	▲	14.5%	+536
Civil Commitments	Mental Commitment	MC	227	▲	+24.0%	+44
	Temporary Detention Order	TD	162	▼	-11.5%	-21
	Emergency Custody Order	EC	122	▼	-8.3%	-11
	Medical Emergency Temporary Detention Order	MT	3	↔	-	-
	Medical Emergency Custody Order	ME	1	▼	-66.7%	-2
	Petition	PT	1	▲	-	+1
Total			516	▲	2.2%	+11
GRAND TOTAL			10,968	▼	-2.5%	-286

* Compared to same time period as previous year

** Case Type Categories are defined in the 2017 Virginia Judicial Workload Assessment

CPSS - GCMS CASELOAD STATISTICS OF THE GENERAL DISTRICT COURTS



January 2024 thru June 2024 Filings (Compared to January 2023 thru June 2023)

Filings by Major Case Category**

Category	Summary	Change	% Change	Absolute Change
Felony	710	▼	-12.9%	-105
Garnishment	731	▲	+6.9%	+47
General Civil	1,932	▲	+22.1%	+350
Infraction/Civil Violation	2,606	▼	-17.5%	-554
Involuntary Civil Commitments	1	▲	-	+1
Landlord /Tenant	891	▲	+11.7%	+93
Misdemeanor	2,402	▲	-1.2%	-28
Other	1,479	▲	-6.6%	-104
Protective Orders	216	▲	+6.9%	+14
GRAND TOTAL	10,968	▼	-2.5%	-286

* Compared to same time period as previous year

** Case Type Categories are defined in the 2017 Virginia Judicial Workload Assessment
Source: SCV-SQL-Information

2024 Overall GRAND TOTAL		Distribution of Caseload			Change*		Percentage (%) of Caseload		
2,230	+25	Criminal	243	11%	-12.0% ▼	-33	Criminal	2023	2024
		Traffic	1,739	78%	7.5% ▲	+121	Traffic	12.5%	10.9%
		Civil	217	10%	-21.1% ▼	-58	Civil	73.4%	78.0%
		Civil Commitments	31	1%	-13.9% ▼	-5	Civil Commitments	12.5%	9.7%
		GRAND TOTAL	2,230	100%	1.1% ▲	+25	GRAND TOTAL	1.6%	1.4%
							GRAND TOTAL	100%	100%

Filings by Division & Code

Division	Case Type Description	Code	Summary	Change	% Change	Absolute Change
Criminal	Misdemeanor	M	142	▼	-13.9%	-23
	Felony	F	66	▼	-21.4%	-18
	Show Cause	SC	21	▲	+16.7%	+3
	Capias	CA	10	▲	+100.0%	+5
	Civil Violation	CV	4	↔		-
	Total			243	▼	-12.0%
Traffic	Infraction	I	1,475	▲	+13.2%	+172
	Misdemeanor	M	244	▼	-17.3%	-51
	Show Cause	SC	6	▼	-25.0%	-2
	Capias	CA	5	▼	-28.6%	-2
	Felony	F	5	▲	+66.7%	+2
	Civil Violation	CV	3	▲	+200.0%	+2
	Restricted Operators License	RL	1	↔		-
	Total			1,739	▲	7.5%
Civil	Warrant in Debt	WD	90	▼	-7.2%	-7
	Garnishment	GA	57	▼	-17.4%	-12
	Other	OT	17	▼	-37.0%	-10
	Unlawful Detainer	UD	16	▲	+6.7%	+1
	Preliminary Protective Order	PP	13	▼	-50.0%	-13
	Protective Order	PO	9	▼	-40.0%	-6
	Admin License	AL	4	▼	-73.3%	-11
	Abstract	AJ	3	▼	-25.0%	-1
	Detinue	DT	3	▲	+200.0%	+2
	Impoundment	IM	3	▲	+200.0%	+2
	Interrogatory	IN	1	↔		-
	Overweight	OC	1	▲	-	+1
	Counter Claim	CC	0	▼	-100.0%	-1
	Motion for Judgment	MJ	0	▼	-100.0%	-2
	Show Cause	SC	0	▼	-100.0%	-1
Total			217	▼	-21.1%	-58
Civil Commitments	Temporary Detention Order	TD	19	▼	-17.4%	-4
	Emergency Custody Order	EC	12	▼	-7.7%	-1
	Total		31	▼	-13.9%	-5
GRAND TOTAL			2,230	▲	1.1%	+25

Filings by Major Case Category**

Category	Summary	Change	% Change	Absolute Change
Felony	71	▲	-18.4%	-16
Garnishment	58	▼	-17.1%	-12
General Civil	93	▲	-7.0%	-7
Infraction/Civil Violation	1,483	▲	+13.4%	+175
Landlord /Tenant	16	▲	+6.7%	+1
Misdemeanor	387	▼	-16.1%	-74
Other	100	▼	-18.7%	-23
Protective Orders	22	▼	-46.3%	-19
GRAND TOTAL	2,230	▲	1.1%	+25

* Compared to same time period as previous year

** Case Type Categories are defined in the 2017 Virginia Judicial Workload Assessment

* Compared to same time period as previous year



** Case Type Categories are defined in the 2017 Virginia Judicial Workload Assessment
Source: SCV-SQL-Information

CPSS - GCMS CASELOAD STATISTICS OF THE GENERAL DISTRICT COURTS

January 2024 thru June 2024 Filings (Compared to January 2023 thru June 2023)

Allegheny

District: 25 FIPS: 005

2024 Overall GRAND TOTAL		Distribution of Caseload			Change*		Percentage (%) of Caseload		
4,268 +270 2024  2023 	Criminal	548	13%	-14.2% ▼	-91	Criminal	2023	2024	
	Traffic	2,837	66%	8.9% ▲	+232	Traffic	16.0%	12.8%	
	Civil	668	16%	12.6% ▲	+75	Civil	65.2%	66.5%	
	Civil Commitments	215	5%	33.5% ▲	+54	Civil Commitments	14.8%	15.7%	
	GRAND TOTAL	4,268	100%	6.8% ▲	+270	GRAND TOTAL	4.0%	5.0%	
						GRAND TOTAL	100%	100%	

Filings by Division & Code

Division	Case Type Description	Code	Summary	Change	% Change	Absolute Change
Criminal	Misdemeanor	M	285	▼	-18.1%	-63
	Felony	F	213	▼	-11.6%	-28
	Capias	CA	30	▲	+3.4%	+1
	Civil Violation	CV	12	▲	+140.0%	+7
	Show Cause	SC	8	▼	-50.0%	-8
	Total			548	▼	-14.2%
Traffic	Infraction	I	2,318	▲	+10.6%	+223
	Misdemeanor	M	459	▲	+0.2%	+1
	Capias	CA	43	▲	+2.4%	+1
	Show Cause	SC	12	▲	+200.0%	+8
	Felony	F	3	↔		-
	Civil Violation	CV	2	▼	-33.3%	-1
	Total			2,837	▲	8.9%
Civil	Warrant in Debt	WD	270	▲	+54.3%	+95
	Garnishment	GA	154	▼	-0.6%	-1
	Unlawful Detainer	UD	112	▲	+6.7%	+7
	Other	OT	45	▼	+4.7%	+2
	Detinue	DT	26	▼	-36.6%	-15
	Preliminary Protective Order	PP	17	▼	-10.5%	-2
	Admin License	AL	16	▼	-23.8%	-5
	Protective Order	PO	15	▼	-21.1%	-4
	Interrogatory	IN	5	▲	+66.7%	+2
	Overweight	OC	3	▲	-	+3
	Show Cause	SC	3	▲	+50.0%	+1
	Abstract	AJ	1	↔		-
	Petition-Restore Arms	PR	1	↔		-
	Capias	CA	0	▼	-100.0%	-2
	Counter Claim	CC	0	▼	-100.0%	-1
	Impoundment	IM	0	▼	-100.0%	-4
	Tenants Assertion	TA	0	▼	-100.0%	-1
Total			668	▲	12.6%	+75
Civil Commitments	Mental Commitment	MC	68	▲	+21.4%	+12
	Other	OT	56	▲	+86.7%	+26
	Temporary Detention Order	TD	49	▲	+6.5%	+3
	Emergency Custody Order	EC	38	▲	+31.0%	+9
	Medical Emergency Temporary Detention Order	MT	4	▲	-	+4
	Total			215	▲	33.5%
GRAND TOTAL			4,268	▲	6.8%	+270

Filings by Major Case Category**

Category	Summary	Change	% Change	Absolute Change
Felony	216	▼	-11.5%	-28
Garnishment	159	▲	+0.6%	+1
General Civil	297	▼	+35.0%	+77
Infraction/Civil Violation	2,335	▲	+11.0%	+232
Involuntary Civil Commitments	56	▲	+86.7%	+26
Landlord /Tenant	112	▼	+5.7%	+6
Misdemeanor	744	▼	-7.7%	-62

* Compared to same time period as previous year

** Case Type Categories are defined in the 2017 Virginia Judicial Workload Assessment

Source: SCV-SQL-Information

CPSS - GCMS CASELOAD STATISTICS OF THE GENERAL DISTRICT COURTS

January 2024 thru June 2024 Filings (Compared to January 2023 thru June 2023)

Alleghany

District: 25 FIPS: 005

Other	317	▲	+8.2%	+24
Protective Orders	32	▼	-15.8%	-6
GRAND TOTAL	4,268	▲	6.8%	+270

* Compared to same time period as previous year


** Case Type Categories are defined in the 2017 Virginia Judicial Workload Assessment
Source: SCV-SQL-Information

CPSS - GCMS CASELOAD STATISTICS OF THE GENERAL DISTRICT COURTS

January 2024 thru June 2024 Filings (Compared to January 2023 thru June 2023)

Augusta

District: 25 FIPS: 015

2024 Overall GRAND TOTAL		Distribution of Caseload			Change*		Percentage (%) of Caseload		
10,277	+1,877	Criminal	1,267	12%	15.6% ▲	+171	Criminal	2023 13.0%	2024 12.3%
		Traffic	7,345	71%	24.7% ▲	+1,456	Traffic	70.1%	71.5%
2024		Civil	1,277	12%	23.5% ▲	+243	Civil	12.3%	12.4%
2023		Civil Commitments	388	4%	1.8% ▲	+7	Civil Commitments	4.5%	3.8%
		GRAND TOTAL	10,277	100%	22.3% ▲	+1,877	GRAND TOTAL	100%	100%

Filings by Division & Code

Division	Case Type Description	Code	Summary	Change	% Change	Absolute Change
Criminal	Misdemeanor	M	637	▲	+25.6%	+130
	Felony	F	375	▲	+17.6%	+56
	Capias	CA	130	▼	-5.1%	-7
	Show Cause	SC	87	▼	-11.2%	-11
	Civil Violation	CV	38	▲	+8.6%	+3
	Total			1,267	▲	15.6%
Traffic	Infraction	I	6,175	▲	+26.5%	+1,295
	Misdemeanor	M	1,099	▲	+18.7%	+173
	Capias	CA	41	▲	+5.1%	+2
	Show Cause	SC	18	▼	-33.3%	-9
	Felony	F	10	▼	-33.3%	-5
	Civil Violation	CV	1	▼	-50.0%	-1
	Other	O	1	▲	-	+1
	Total			7,345	▲	24.7%
Civil	Warrant in Debt	WD	592	▲	+40.6%	+171
	Garnishment	GA	231	▼	-7.2%	-18
	Unlawful Detainer	UD	224	▲	+56.6%	+81
	Other	OT	75	▼	+10.3%	+7
	Admin License	AL	50	▲	+92.3%	+24
	Preliminary Protective Order	PP	38	▼	-5.0%	-2
	Detinue	DT	17	▲	+112.5%	+9
	Abstract	AJ	12	▼	-29.4%	-5
	Protective Order	PO	11	▼	-38.9%	-7
	Interrogatory	IN	8	▼	-42.9%	-6
	Motion for Judgment	MJ	5	↔	-	-
	Show Cause	SC	5	▼	-28.6%	-2
	Impoundment	IM	4	▼	-55.6%	-5
	Petition-Restore Arms	PR	2	▼	-50.0%	-2
	Bond Forfeiture	BF	1	▲	-	+1
	Counter Claim	CC	1	↔	-	-
	Tenants Assertion	TA	1	▼	-50.0%	-1
	Capias	CA	0	▼	-100.0%	-1
	Overweight	OC	0	▼	-100.0%	-1
Total			1,277	▲	23.5%	+243
Civil Commitments	Mental Commitment	MC	169	▲	+1.8%	+3
	Temporary Detention Order	TD	96	▲	+10.3%	+9
	Emergency Custody Order	EC	87	▲	+4.8%	+4
	Other	OT	16	▼	-48.4%	-15
	Petition	PT	14	▲	+7.7%	+1
	Medical Emergency Temporary Detention Order	MT	4	▲	+300.0%	+3
	Medical Emergency Custody Order	ME	2	▲	-	+2
	Total			388	▲	1.8%
GRAND TOTAL			10,277	▲	22.3%	+1,877

Filings by Major Case Category**

Category	Summary	Change	% Change	Absolute Change
Felony	385	▼	+15.3%	+51
Garnishment	239	▼	-9.1%	-24

* Compared to same time period as previous year

** Case Type Categories are defined in the 2017 Virginia Judicial Workload Assessment

Source: SCV-SQL-Information

CPSS - GCMS CASELOAD STATISTICS OF THE GENERAL DISTRICT COURTS

January 2024 thru June 2024 Filings (Compared to January 2023 thru June 2023)



Augusta

District: 25 FIPS: 015

General Civil	619	▲	+38.8%	+173
Infraction/Civil Violation	6,215	▲	+26.4%	+1,297
Involuntary Civil Commitments	30	▼	-31.8%	-14
Landlord /Tenant	225	▲	+55.2%	+80
Misdemeanor	1,736	▲	+21.1%	+303
Other	779	▲	+2.6%	+20
Protective Orders	49	▼	-15.5%	-9
GRAND TOTAL	10,277	▲	22.3%	+1,877

* Compared to same time period as previous year

** Case Type Categories are defined in the 2017 Virginia Judicial Workload Assessment
Source: SCV-SQL-Information

2024 Overall GRAND TOTAL		Distribution of Caseload			Change*		Percentage (%) of Caseload		
1,219	-18	Criminal	69	6%	-41.5% ▼	-49	Criminal	2023 9.5%	2024 5.7%
		Traffic	1,078	88%	0.9% ▲	+10	Traffic	86.3%	88.4%
		Civil	67	5%	67.5% ▲	+27	Civil	3.2%	5.5%
		Civil Commitments	5	0%	-54.5% ▼	-6	Civil Commitments	0.9%	0.4%
		GRAND TOTAL	1,219	100%	-1.5% ▼	-18	GRAND TOTAL	100%	100%

Filings by Division & Code

Division	Case Type Description	Code	Summary	Change	% Change	Absolute Change
Criminal	Misdemeanor	M	57	▼	-40.0%	-38
	Felony	F	5	▼	-54.5%	-6
	Civil Violation	CV	4	▲	+300.0%	+3
	Capias	CA	2	▼	-60.0%	-3
	Show Cause	SC	1	▼	-83.3%	-5
	Total			69	▼	-41.5%
Traffic	Infraction	I	994	▼	-0.1%	-1
	Misdemeanor	M	82	▲	+15.5%	+11
	Show Cause	SC	2	▲	+100.0%	+1
	Capias	CA	0	▼	-100.0%	-1
	Total			1,078	▲	0.9%
Civil	Warrant in Debt	WD	27	▲	+107.7%	+14
	Garnishment	GA	10	▼	-23.1%	-3
	Other	OT	7	▲	+133.3%	+4
	Protective Order	PO	5	▲	-	+5
	Preliminary Protective Order	PP	4	▲	+300.0%	+3
	Unlawful Detainer	UD	4	▲	+100.0%	+2
	Admin License	AL	3	▼	-25.0%	-1
	Detinue	DT	2	▲	-	+2
	Interrogatory	IN	2	▲	-	+2
	Capias	CA	1	▲	-	+1
	Counter Claim	CC	1	▲	-	+1
	Show Cause	SC	1	▲	-	+1
	Impoundment	IM	0	▼	-100.0%	-3
	Overweight	OC	0	▼	-100.0%	-1
	Total			67	▲	67.5%
Civil Commitments	Emergency Custody Order	EC	3	▼	-40.0%	-2
	Temporary Detention Order	TD	2	▼	-66.7%	-4
	Total			5	▼	-54.5%
GRAND TOTAL			1,219	▼	-1.5%	-18

Filings by Major Case Category**

Category	Summary	Change	% Change	Absolute Change
Felony	5	▼	-54.5%	-6
Garnishment	12	▲	-7.7%	-1
General Civil	30	▲	+114.3%	+16
Infraction/Civil Violation	998	▲	+0.1%	+1
Landlord /Tenant	4	▲	+100.0%	+2
Misdemeanor	139	▼	-16.3%	-27
Other	22	▲	-33.3%	-11
Protective Orders	9	▲	+800.0%	+8
GRAND TOTAL	1,219	▼	-1.5%	-18



* Compared to same time period as previous year

** Case Type Categories are defined in the 2017 Virginia Judicial Workload Assessment

Source: SCV-SQL-Information

CPSS - GCMS CASELOAD STATISTICS OF THE GENERAL DISTRICT COURTS

January 2024 thru June 2024 Filings (Compared to January 2023 thru June 2023)

2024 Overall GRAND TOTAL		Distribution of Caseload			Change*		Percentage (%) of Caseload		
6,840	-655	Criminal	593	9%	12.5% ▲	+66	Criminal	2023 7.0%	2024 8.7%
		Traffic	5,550	81%	-13.6% ▼	-874	Traffic	85.7%	81.1%
		Civil	655	10%	26.0% ▲	+135	Civil	6.9%	9.6%
		Civil Commitments	42	1%	75.0% ▲	+18	Civil Commitments	0.3%	0.6%
		GRAND TOTAL	6,840	100%	-8.7% ▼	-655	GRAND TOTAL	100%	100%

Filings by Division & Code

Division	Case Type Description	Code	Summary	Change	% Change	Absolute Change
Criminal	Misdemeanor	M	434	▲	+31.5%	+104
	Felony	F	93	▼	-14.7%	-16
	Show Cause	SC	25	▲	+19.0%	+4
	Capias	CA	21	▼	-54.3%	-25
	Civil Violation	CV	20	↔		-
	Restricted Operators License	RL	0	▼	-100.0%	-1
	Total			593	▲	12.5%
Traffic	Infraction	I	4,781	▼	-10.8%	-578
	Misdemeanor	M	735	▼	-27.9%	-284
	Show Cause	SC	20	▼	-28.6%	-8
	Capias	CA	10	▲	+11.1%	+1
	Felony	F	3	▼	-57.1%	-4
	Civil Violation	CV	1	↔		-
	Restricted Operators License	RL	0	▼	-100.0%	-1
Total			5,550	▼	-13.6%	-874
Civil	Warrant in Debt	WD	332	▲	+30.7%	+78
	Garnishment	GA	115	▲	+11.7%	+12
	Unlawful Detainer	UD	56	▲	+47.4%	+18
	Other	OT	35	▲	+84.2%	+16
	Admin License	AL	29	▲	+31.8%	+7
	Overweight	OC	16	▼	-40.7%	-11
	Impoundment	IM	15	▲	+66.7%	+6
	Preliminary Protective Order	PP	14	▲	+27.3%	+3
	Protective Order	PO	14	▲	+7.7%	+1
	Interrogatory	IN	8	▼	-11.1%	-1
	Bond Forfeiture	BF	4	▲	+300.0%	+3
	Motor Carrier	MC	4	▲	+100.0%	+2
	Show Cause	SC	4	▲	-	+4
	Detinue	DT	3	▼	-25.0%	-1
	Counter Claim	CC	2	▲	-	+2
	Tenants Assertion	TA	2	▲	-	+2
	Abstract	AJ	1	▼	-85.7%	-6
	Petition to Require Blood Test	BT	1	▲	-	+1
Petition-Restore Arms	PR	0	▼	-100.0%	-1	
Total			655	▲	26.0%	+135
Civil Commitments	Temporary Detention Order	TD	26	▲	+100.0%	+13
	Emergency Custody Order	EC	16	▲	+45.5%	+5
Total			42	▲	75.0%	+18
GRAND TOTAL			6,840	▼	-8.7%	-655

Filings by Major Case Category**

Category	Summary	Change	% Change	Absolute Change
Felony	96	▼	-17.2%	-20
Garnishment	123	▲	+9.8%	+11
General Civil	341	▼	+29.2%	+77
Infraction/Civil Violation	4,822	▲	-10.9%	-587
Landlord /Tenant	58	▲	+52.6%	+20
Misdemeanor	1,169	▼	-13.5%	-182

* Compared to same time period as previous year

** Case Type Categories are defined in the 2017 Virginia Judicial Workload Assessment

CPSS - GCMS CASELOAD STATISTICS OF THE GENERAL DISTRICT COURTS

January 2024 thru June 2024 Filings (Compared to January 2023 thru June 2023)

Botetourt

District: 25 FIPS: 023

Other	203	▲	+12.2%	+22
Protective Orders	28	▲	+16.7%	+4
GRAND TOTAL	6,840	▼	-8.7%	-655

* Compared to same time period as previous year

** Case Type Categories are defined in the 2017 Virginia Judicial Workload Assessment
Source: SCV-SQL-Information

2024 Overall GRAND TOTAL		Distribution of Caseload			Change*		Percentage (%) of Caseload			
651	-410	Criminal	149	23%	-16.8%	▼	-30	Criminal	2023: 16.9%	2024: 22.9%
		Traffic	312	48%	-56.5%	▼	-405	Traffic	67.6%	47.9%
		Civil	182	28%	20.5%	▲	+31	Civil	14.2%	28.0%
		Civil Commitments	8	1%	-42.9%	▼	-6	Civil Commitments	1.3%	1.2%
		GRAND TOTAL	651	100%	-38.6%	▼	-410	GRAND TOTAL	100%	100%

Filings by Division & Code

Division	Case Type Description	Code	Summary	Change	% Change	Absolute Change
Criminal	Misdemeanor	M	101	▲	+12.2%	+11
	Felony	F	28	▼	-57.6%	-38
	Capias	CA	8	▼	-38.5%	-5
	Show Cause	SC	8	▲	+33.3%	+2
	Civil Violation	CV	4	↔		-
	Total			149	▼	-16.8%
Traffic	Infraction	I	212	▼	-63.4%	-368
	Misdemeanor	M	70	▼	-36.9%	-41
	Capias	CA	22	▼	-15.4%	-4
	Show Cause	SC	6	▲	-	+6
	Felony	F	2	▲	-	+2
	Total			312	▼	-56.5%
Civil	Warrant in Debt	WD	72	▲	+67.4%	+29
	Garnishment	GA	41	▼	-16.3%	-8
	Unlawful Detainer	UD	30	▼	-21.1%	-8
	Other	OT	14	▲	+40.0%	+4
	Admin License	AL	12	▲	+140.0%	+7
	Preliminary Protective Order	PP	4	↔		-
	Protective Order	PO	3	▲	+200.0%	+2
	Impoundment	IM	2	▲	-	+2
	Bond Forfeiture	BF	1	▲	-	+1
	Capias	CA	1	▲	-	+1
	Interrogatory	IN	1	▲	-	+1
	Show Cause	SC	1	▲	-	+1
	Tenants Assertion	TA	0	▼	-100.0%	-1
	Total			182	▲	20.5%
Civil Commitments	Temporary Detention Order	TD	5	▼	-54.5%	-6
	Emergency Custody Order	EC	3	↔		-
	Total		8	▼	-42.9%	-6
GRAND TOTAL			651	▼	-38.6%	-410

Filings by Major Case Category**

Category	Summary	Change	% Change	Absolute Change
Felony	30	▲	-54.5%	-36
Garnishment	42	▲	-14.3%	-7
General Civil	72	▲	+67.4%	+29
Infraction/Civil Violation	216	▼	-63.0%	-368
Landlord /Tenant	30	▼	-23.1%	-9
Misdemeanor	171	▼	-14.9%	-30
Other	83	▲	+12.2%	+9
Protective Orders	7	▲	+40.0%	+2
GRAND TOTAL	651	▼	-38.6%	-410

* Compared to same time period as previous year

** Case Type Categories are defined in the 2017 Virginia Judicial Workload Assessment
 Source: SCV-SQL-Information

CPSS - GCMS CASELOAD STATISTICS OF THE GENERAL DISTRICT COURTS

January 2024 thru June 2024 Filings (Compared to January 2023 thru June 2023)

Craig

District: 25 FIPS: 045

2024 Overall GRAND TOTAL		Distribution of Caseload		Change*		Percentage (%) of Caseload		
493 +121 	Criminal	80	16%	11.1% ▲	+8	Criminal	2023	2024
	Traffic	327	66%	39.1% ▲	+92	Traffic	19.4%	16.2%
	Civil	83	17%	29.7% ▲	+19	Civil	63.2%	66.3%
	Civil Commitments	3	1%	200.0% ▲	+2	Civil Commitments	17.2%	16.8%
	GRAND TOTAL	493	100%	32.5% ▲	+121	GRAND TOTAL	0.3%	0.6%
						GRAND TOTAL	100%	100%

Filings by Division & Code

Division	Case Type Description	Code	Summary	Change	% Change	Absolute Change
Criminal	Misdemeanor	M	52	▲	+6.1%	+3
	Felony	F	21	▲	+61.5%	+8
	Show Cause	SC	5	▼	-16.7%	-1
	Capias	CA	1	▼	-75.0%	-3
	Civil Violation	CV	1	▲	-	+1
	Total			80	▲	11.1%
Traffic	Infraction	I	286	▲	+45.2%	+89
	Misdemeanor	M	37	▲	+8.8%	+3
	Capias	CA	2	▲	+100.0%	+1
	Show Cause	SC	2	▲	+100.0%	+1
	Restricted Operators License	RL	0	▼	-100.0%	-2
	Total			327	▲	39.1%
Civil	Warrant in Debt	WD	33	▲	+6.5%	+2
	Unlawful Detainer	UD	16	▲	+14.3%	+2
	Garnishment	GA	14	▲	+75.0%	+6
	Other	OT	6	▲	-	-
	Admin License	AL	4	↔	-	-
	Interrogatory	IN	3	▲	-	+3
	Impoundment	IM	2	▲	-	+2
	Protective Order	PO	2	▲	-	+2
	Detinue	DT	1	▲	-	+1
	Preliminary Protective Order	PP	1	▲	-	+1
	Tenants Assertion	TA	1	↔	-	-
	Total			83	▲	29.7%
Civil Commitments	Emergency Custody Order	EC	2	▲	-	+2
	Temporary Detention Order	TD	1	↔	-	-
	Total		3	▲	200.0%	+2
GRAND TOTAL			493	▲	32.5%	+121

Filings by Major Case Category**

Category	Summary	Change	% Change	Absolute Change	
Felony	21	▲	+61.5%	+8	
Garnishment	17	▲	+112.5%	+9	
General Civil	35	▲	+12.9%	+4	
Infraction/Civil Violation	287	▲	+45.7%	+90	
Landlord /Tenant	17	▲	+13.3%	+2	
Misdemeanor	89	▼	+4.7%	+4	
Other	24	▲	+4.3%	+1	
Protective Orders	3	▲	-	+3	
GRAND TOTAL		493	▲	32.5%	+121

* Compared to same time period as previous year

** Case Type Categories are defined in the 2017 Virginia Judicial Workload Assessment


Source: SCV-SQL-Information

CPSS - GCMS CASELOAD STATISTICS OF THE GENERAL DISTRICT COURTS

January 2024 thru June 2024 Filings (Compared to January 2023 thru June 2023)

Highland

District: 25 FIPS: 091

2024 Overall GRAND TOTAL		Distribution of Caseload			Change*		Percentage (%) of Caseload		
478 +47 	Criminal	40	8%	122.2% ▲	+22	Criminal	2023	2024	
	Traffic	401	84%	6.1% ▲	+23	Traffic	4.2%	8.4%	
	Civil	36	8%	5.9% ▲	+2	Civil	87.7%	83.9%	
	Civil Commitments	1	0%	0.0%	0	Civil Commitments	7.9%	7.5%	
	GRAND TOTAL	478	100%	10.9% ▲	+47	GRAND TOTAL	0.2%	0.2%	
						GRAND TOTAL	100%	100%	

Filings by Division & Code

Division	Case Type Description	Code	Summary	Change	% Change	Absolute Change
Criminal	Misdemeanor	M	34	▲	+209.1%	+23
	Felony	F	3	▲	+50.0%	+1
	Capias	CA	2	▲	-	+2
	Civil Violation	CV	1	▼	-50.0%	-1
	Show Cause	SC	0	▼	-100.0%	-3
	Total			40	▲	122.2%
Traffic	Infraction	I	370	▲	+7.6%	+26
	Misdemeanor	M	29	▼	-9.4%	-3
	Capias	CA	2	▲	+100.0%	+1
	Felony	F	0	▼	-100.0%	-1
	Total			401	▲	6.1%
Civil	Warrant in Debt	WD	26	▲	+23.8%	+5
	Unlawful Detainer	UD	4	▲	+100.0%	+2
	Garnishment	GA	3	▼	-62.5%	-5
	Abstract	AJ	1	▲	-	+1
	Admin License	AL	1	▲	-	+1
	Protective Order	PO	1	↔	-	-
	Other	OT	0	▼	-100.0%	-1
	Preliminary Protective Order	PP	0	▼	-100.0%	-1
Total			36	▲	5.9%	+2
Civil Commitments	Temporary Detention Order	TD	1	↔	-	-
	Total			1		0.0%
GRAND TOTAL			478	▲	10.9%	+47



Filings by Major Case Category**

Category	Summary	Change	% Change	Absolute Change
Felony	3	▼		0
Garnishment	3	▼	-62.5%	-5
General Civil	26	▲	+23.8%	+5
Infraction/Civil Violation	371	▼	+7.2%	+25
Landlord /Tenant	4	▲	+100.0%	+2
Misdemeanor	63	▲	+46.5%	+20
Other	7	▲	+16.7%	+1
Protective Orders	1	▼	-50.0%	-1
GRAND TOTAL	478	▲	10.9%	+47

* Compared to same time period as previous year

** Case Type Categories are defined in the 2017 Virginia Judicial Workload Assessment

Source: SCV-SQL-Information

2024 Overall GRAND TOTAL		Distribution of Caseload			Change*		Percentage (%) of Caseload		
4,888	-664	Criminal	717	15%	13.4% ▲	+85	Criminal	2023	2024
		Traffic	3,470	71%	-18.2% ▼	-770	Traffic	11.4%	14.7%
		Civil	647	13%	2.9% ▲	+18	Civil	76.4%	71.0%
		Civil Commitments	54	1%	5.9% ▲	+3	Civil Commitments	11.3%	13.2%
		GRAND TOTAL	4,888	100%	-12.0% ▼	-664	GRAND TOTAL	0.9%	1.1%
							GRAND TOTAL	100%	100%

Filings by Division & Code

Division	Case Type Description	Code	Summary	Change	% Change	Absolute Change
Criminal	Misdemeanor	M	428	▲	+15.4%	+57
	Felony	F	195	▲	+11.4%	+20
	Capias	CA	65	▲	+18.2%	+10
	Show Cause	SC	19	▲	+5.6%	+1
	Civil Violation	CV	10	▼	-23.1%	-3
	Total			717	▲	13.4%
Traffic	Infraction	I	2,671	▼	-7.1%	-205
	Misdemeanor	M	765	▼	-41.3%	-539
	Capias	CA	19	▼	-40.6%	-13
	Show Cause	SC	8	▼	-38.5%	-5
	Felony	F	7	▼	-50.0%	-7
	Other	O	0	▼	-100.0%	-1
	Total			3,470	▼	-18.2%
Civil	Warrant in Debt	WD	246	▲	+0.8%	+2
	Garnishment	GA	165	▲	+0.6%	+1
	Unlawful Detainer	UD	65	▼	-18.8%	-15
	Other	OT	53	▲	+103.8%	+27
	Detinue	DT	41	▼	-28.1%	-16
	Preliminary Protective Order	PP	22	▲	+57.1%	+8
	Admin License	AL	13	▼	-7.1%	-1
	Protective Order	PO	12	▼	-7.7%	-1
	Show Cause	SC	7	▲	+16.7%	+1
	Impoundment	IM	5	▲	-	+5
	Abstract	AJ	3	▲	+200.0%	+2
	Overweight	OC	3	▲	-	+3
	Petition-Restore Arms	PR	3	▲	-	+3
	Counter Claim	CC	2	▲	-	+2
	Interrogatory	IN	2	▼	-33.3%	-1
	Tenants Assertion	TA	2	▲	-	+2
	Zoning Violation	ZO	2	↔	-	-
	Bond Forfeiture	BF	1	▼	-75.0%	-3
Motion for Judgment	MJ	0	▼	-100.0%	-1	
Total			647	▲	2.9%	+18
Civil Commitments	Temporary Detention Order	TD	39	▲	+14.7%	+5
	Emergency Custody Order	EC	15	▼	-11.8%	-2
	Total			54	▲	5.9%
GRAND TOTAL			4,888	▼	-12.0%	-664

Filings by Major Case Category**

Category	Summary	Change	% Change	Absolute Change
Felony	202	▼	+6.9%	+13
Garnishment	167	▼	-	0
General Civil	291	▲	-4.0%	-12
Infraction/Civil Violation	2,684	▲	-7.1%	-206
Landlord /Tenant	67	▲	-16.3%	-13
Misdemeanor	1,195	▼	-28.7%	-482
Other	248	▲	+13.2%	+29

* Compared to same time period as previous year

** Case Type Categories are defined in the 2017 Virginia Judicial Workload Assessment

Source: SCV-SQL-Information

CPSS - GCMS CASELOAD STATISTICS OF THE GENERAL DISTRICT COURTS

January 2024 thru June 2024 Filings (Compared to January 2023 thru June 2023)

Rockbridge

District: 25 FIPS: 163

Protective Orders	34	▲	+25.9%	+7
GRAND TOTAL	4,888	▼	-12.0%	-664

* Compared to same time period as previous year

** Case Type Categories are defined in the 2017 Virginia Judicial Workload Assessment
Source: SCV-SQL-Information

CPSS - GCMS CASELOAD STATISTICS OF THE GENERAL DISTRICT COURTS

January 2024 thru June 2024 Filings (Compared to January 2023 thru June 2023)

Staunton

District: 25 FIPS: 790

2024 Overall GRAND TOTAL		Distribution of Caseload			Change*		Percentage (%) of Caseload		
4,575	+21	Criminal	760	17%	-7.1% ▼	-58	Criminal	2023	2024
		Traffic	2,080	45%	-7.8% ▼	-175	Traffic	18.0%	16.6%
2024		Civil	907	20%	24.9% ▲	+181	Civil	49.5%	45.5%
2023		Civil Commitments	828	18%	9.7% ▲	+73	Civil Commitments	15.9%	19.8%
		GRAND TOTAL	4,575	100%	0.5% ▲	+21	GRAND TOTAL	16.6%	18.1%
							GRAND TOTAL	100%	100%

Filings by Division & Code

Division	Case Type Description	Code	Summary	Change	% Change	Absolute Change
Criminal	Misdemeanor	M	372	▲	+1.6%	+6
	Felony	F	217	▼	-25.2%	-73
	Capias	CA	95	▼	-6.9%	-7
	Show Cause	SC	41	▲	+20.6%	+7
	Civil Violation	CV	32	▲	+68.4%	+13
	Restricted Operators License	RL	2	▲	+100.0%	+1
	Motion	MO	1	▼	-83.3%	-5
	Total			760	▼	-7.1%
Traffic	Infraction	I	1,710	▼	-3.3%	-58
	Misdemeanor	M	273	▼	-18.8%	-63
	Capias	CA	59	▼	-41.0%	-41
	Other	O	16	▼	-52.9%	-18
	Show Cause	SC	14	▲	+133.3%	+8
	Felony	F	5	▼	-28.6%	-2
	Restricted Operators License	RL	2	▲	+100.0%	+1
	Motion	MO	1	▲	-	+1
	Civil Violation	CV	0	▼	-100.0%	-3
Total			2,080	▼	-7.8%	-175
Civil	Warrant in Debt	WD	344	▲	+63.8%	+134
	Garnishment	GA	234	▲	+0.4%	+1
	Unlawful Detainer	UD	147	▲	+14.8%	+19
	Other	OT	36	▲	+33.3%	+9
	Preliminary Protective Order	PP	34	▲	+240.0%	+24
	Protective Order	PO	27	▲	+125.0%	+15
	Detinue	DT	25	▲	+47.1%	+8
	Interrogatory	IN	14	▼	-50.0%	-14
	Admin License	AL	13	▼	-27.8%	-5
	Show Cause	SC	9	▼	-30.8%	-4
	Abstract	AJ	8	▼	-57.9%	-11
	Impoundment	IM	6	▲	+200.0%	+4
	Motion for Judgment	MJ	4	↔	-	-
	Counter Claim	CC	3	▲	-	+3
	Capias	CA	1	▼	-50.0%	-1
	Petition-Restore Arms	PR	1	↔	-	-
	Tenants Assertion	TA	1	▲	-	+1
	Bond Forfeiture	BF	0	▼	-100.0%	-1
Cross Claim	CR	0	▼	-100.0%	-1	
Total			907	▲	24.9%	+181
Civil Commitments	Mental Commitment	MC	509	▲	+7.8%	+37
	Other	OT	187	▲	+24.7%	+37
	Temporary Detention Order	TD	71	▼	-12.3%	-10
	Emergency Custody Order	EC	37	▲	+5.7%	+2
	Petition	PT	24	▲	+41.2%	+7
Total			828	▲	9.7%	+73
GRAND TOTAL			4,575	▲	0.5%	+21

* Compared to same time period as previous year

** Case Type Categories are defined in the 2017 Virginia Judicial Workload Assessment

CPSS - GCMS CASELOAD STATISTICS OF THE GENERAL DISTRICT COURTS

January 2024 thru June 2024 Filings (Compared to January 2023 thru June 2023)

Staunton

District: 25 FIPS: 790

Filings by Major Case Category**

Category	Summary	Change	% Change	Absolute Change
Felony	222	▼	-25.3%	-75
Garnishment	248	▼	-5.0%	-13
General Civil	377	▲	+61.8%	+144
Infraction/Civil Violation	1,758	▼	-3.6%	-66
Involuntary Civil Commitments	211	▲	+26.3%	+44
Landlord /Tenant	148	▲	+15.6%	+20
Misdemeanor	649	▲	-7.8%	-55
Other	901	▲	-1.9%	-17
Protective Orders	61	▲	+177.3%	+39
GRAND TOTAL	4,575	▲	0.5%	+21

* Compared to same time period as previous year



** Case Type Categories are defined in the 2017 Virginia Judicial Workload Assessment
Source: SCV-SQL-Information

CPSS - GCMS CASELOAD STATISTICS OF THE GENERAL DISTRICT COURTS

January 2024 thru June 2024 Filings (Compared to January 2023 thru June 2023)

Waynesboro

District: 25 FIPS: 820

2024 Overall GRAND TOTAL		Distribution of Caseload			Change*		Percentage (%) of Caseload		
3,078	+312	Criminal	501	16%	-0.4% ▼	-2	Criminal	2023	2024
		Traffic	813	26%	43.1% ▲	+245	Traffic	18.2%	16.3%
		Civil	1,669	54%	2.6% ▲	+43	Civil	20.5%	26.4%
		Civil Commitments	95	3%	37.7% ▲	+26	Civil Commitments	58.8%	54.2%
		GRAND TOTAL	3,078	100%	11.3% ▲	+312	GRAND TOTAL	2.5%	3.1%
							GRAND TOTAL	100%	100%

Filings by Division & Code

Division	Case Type Description	Code	Summary	Change	% Change	Absolute Change
Criminal	Misdemeanor	M	262	▲	+10.1%	+24
	Felony	F	149	▼	-5.7%	-9
	Capias	CA	63	▼	-27.6%	-24
	Show Cause	SC	22	▲	+57.1%	+8
	Civil Violation	CV	5	▼	-16.7%	-1
	Total			501	▼	-0.4%
Traffic	Infraction	I	522	▲	+50.4%	+175
	Misdemeanor	M	212	▲	+35.0%	+55
	Capias	CA	57	▲	+128.0%	+32
	Show Cause	SC	11	▼	-52.2%	-12
	Felony	F	5	▼	-28.6%	-2
	Civil Violation	CV	4	▲	+33.3%	+1
	Restricted Operators License	RL	2	▼	-66.7%	-4
	Total			813	▲	43.1%
Civil	Warrant in Debt	WD	976	▲	+3.8%	+36
	Garnishment	GA	288	▲	+14.3%	+36
	Unlawful Detainer	UD	185	▲	+2.8%	+5
	Detinue	DT	79	▼	-28.2%	-31
	Other	OT	39	▼	-23.5%	-12
	Preliminary Protective Order	PP	27	▼	-12.9%	-4
	Show Cause	SC	19	▲	+35.7%	+5
	Admin License	AL	13	▲	+62.5%	+5
	Abstract	AJ	11	▲	+57.1%	+4
	Interrogatory	IN	11	▼	-31.3%	-5
	Detinue Seizure	DZ	5	▲	-	+5
	Motion for Judgment	MJ	5	▲	+66.7%	+2
	Protective Order	PO	5	▼	-37.5%	-3
	Impoundment	IM	3	↔	-	-
	Capias	CA	2	▲	+100.0%	+1
	Counter Claim	CC	1	↔	-	-
	Tenants Assertion	TA	0	▼	-100.0%	-1
Total			1,669	▲	2.6%	+43
Civil Commitments	Temporary Detention Order	TD	67	▲	+28.8%	+15
	Emergency Custody Order	EC	28	▲	+64.7%	+11
	Total		95	▲	37.7%	+26
GRAND TOTAL			3,078	▲	11.3%	+312

Filings by Major Case Category**

Category	Summary	Change	% Change	Absolute Change
Felony	154	▼	-6.7%	-11
Garnishment	299	▼	+11.6%	+31
General Civil	1,065	▲	+1.0%	+11
Infraction/Civil Violation	531	▲	+49.2%	+175
Landlord /Tenant	185	▼	+2.2%	+4
Misdemeanor	476	▼	+18.7%	+75
Other	336	▲	+11.3%	+34
Protective Orders	32	▼	-17.9%	-7

* Compared to same time period as previous year

** Case Type Categories are defined in the 2017 Virginia Judicial Workload Assessment

Source: SCV-SQL-Information

CPSS - GCMS CASELOAD STATISTICS OF THE GENERAL DISTRICT COURTS

January 2024 thru June 2024 Filings (Compared to January 2023 thru June 2023)



Waynesboro

District: 25 FIPS: 820

<i>GRAND TOTAL</i>	3,078	▲	11.3%	+312
---------------------------	--------------	---	-------	------

* Compared to same time period as previous year

** Case Type Categories are defined in the 2017 Virginia Judicial Workload Assessment
Source: SCV-SQL-Information

2024 Overall GRAND TOTAL		Distribution of Caseload			Change*		Percentage (%) of Caseload			
1,948	-222	Criminal	157	8%	-28.6%	▼	-63	Criminal	2023: 10.1%	2024: 8.1%
		Traffic	1,564	80%	-12.5%	▼	-223	Traffic	82.4%	80.3%
		Civil	220	11%	40.1%	▲	+63	Civil	7.2%	11.3%
		Civil Commitments	7	0%	16.7%	▲	+1	Civil Commitments	0.3%	0.4%
		GRAND TOTAL	1,948	100%	-10.2%	▼	-222	GRAND TOTAL	100%	100%

Filings by Division & Code

Division	Case Type Description	Code	Summary	Change	% Change	Absolute Change
Criminal	Misdemeanor	M	99	▼	-34.0%	-51
	Felony	F	23	▼	-4.2%	-1
	Show Cause	SC	14	▼	-39.1%	-9
	Capias	CA	8	↔		-
	Civil Violation	CV	8	▼	-11.1%	-1
	Motion	MO	5	▲	+66.7%	+2
	Restricted Operators License	RL	0	▼	-100.0%	-3
	Total			157	▼	-28.6%
Traffic	Infraction	I	1,331	▼	-11.7%	-177
	Misdemeanor	M	222	▼	-18.7%	-51
	Felony	F	4	▲	+33.3%	+1
	Show Cause	SC	4	▲	+300.0%	+3
	Capias	CA	2	↔		-
	Motion	MO	1	▲	-	+1
	Total			1,564	▼	-12.5%
Civil	Warrant in Debt	WD	112	▲	+45.5%	+35
	Garnishment	GA	39	▲	+14.7%	+5
	Admin License	AL	34	▲	+126.7%	+19
	Unlawful Detainer	UD	12	▼	-29.4%	-5
	Other	OT	8	▲	+60.0%	+3
	Preliminary Protective Order	PP	5	▲	+150.0%	+3
	Impoundment	IM	3	↔		-
	Detinue	DT	2	▲	+100.0%	+1
	Protective Order	PO	2	▲	-	+2
	Abstract	AJ	1	▲	-	+1
	Motion for Judgment	MJ	1	▲	-	+1
	Show Cause	SC	1	↔		-
	Interrogatory	IN	0	▼	-100.0%	-2
Total			220	▲	40.1%	+63
Civil Commitments	Temporary Detention Order	TD	5	↔		-
	Emergency Custody Order	EC	2	▲	+100.0%	+1
Total			7	▲	16.7%	+1
GRAND TOTAL			1,948	▼	-10.2%	-222

Filings by Major Case Category**



Category	Summary	Change	% Change	Absolute Change
Felony	27	▲		0
Garnishment	39	▼	+8.3%	+3
General Civil	118	▲	+49.4%	+39
Infraction/Civil Violation	1,339	▼	-11.7%	-178
Landlord /Tenant	12	▼	-29.4%	-5
Misdemeanor	321	▼	-24.6%	-105
Other	85	▲	+28.8%	+19
Protective Orders	7	▲	+250.0%	+5
GRAND TOTAL	1,948	▼	-10.2%	-222

* Compared to same time period as previous year

** Case Type Categories are defined in the 2017 Virginia Judicial Workload Assessment

CPSS - GCMS CASELOAD STATISTICS OF THE GENERAL DISTRICT COURTS

January 2024 thru June 2024 Filings (Compared to January 2023 thru June 2023)

2024 Overall GRAND TOTAL		Distribution of Caseload			Change*		Percentage (%) of Caseload		
8,557	+272	Criminal	1,449	17%	-8.6% ▼	-137	Criminal	2023	2024
		Traffic	5,183	61%	2.5% ▲	+127	Traffic	61.0%	60.6%
		Civil	1,872	22%	18.0% ▲	+285	Civil	19.2%	21.9%
		Civil Commitments	53	1%	-5.4% ▼	-3	Civil Commitments	0.7%	0.6%
		GRAND TOTAL	8,557	100%	3.3% ▲	+272	GRAND TOTAL	100%	100%

Filings by Division & Code

Division	Case Type Description	Code	Summary	Change	% Change	Absolute Change
Criminal	Misdemeanor	M	826	▲	+18.5%	+129
	Felony	F	301	▼	-47.9%	-277
	Show Cause	SC	143	▲	+4.4%	+6
	Capias	CA	140	▲	+13.8%	+17
	Civil Violation	CV	39	▼	-23.5%	-12
	Total			1,449	▼	-8.6%
Traffic	Infraction	I	4,001	▲	+2.9%	+114
	Misdemeanor	M	1,063	▼	-0.5%	-5
	Capias	CA	56	▲	+5.7%	+3
	Show Cause	SC	35	▲	+66.7%	+14
	Felony	F	26	▲	+13.0%	+3
	Civil Violation	CV	1	▼	-66.7%	-2
	Other	O	1	↔		-
	Total			5,183	▲	2.5%
Civil	Warrant in Debt	WD	864	▲	+33.7%	+218
	Garnishment	GA	544	▲	+28.9%	+122
	Unlawful Detainer	UD	125	▲	+5.0%	+6
	Admin License	AL	79	▼	-19.4%	-19
	Other	OT	49	▲	+40.0%	+14
	Motor Carrier	MC	41	▼	-22.6%	-12
	Overweight	OC	36	▼	-18.2%	-8
	Protective Order	PO	35	▲	+25.0%	+7
	Preliminary Protective Order	PP	30	▲	+15.4%	+4
	Show Cause	SC	21	▼	-22.2%	-6
	Bond Forfeiture	BF	12	↔		-
	Interrogatory	IN	12	▲	+71.4%	+5
	Impoundment	IM	10	▼	-72.2%	-26
	Abstract	AJ	9	▼	-65.4%	-17
	Petition-Restore Arms	PR	3	▲	+200.0%	+2
	Detinue	DT	2	▼	-33.3%	-1
	Capias	CA	0	▼	-100.0%	-1
	Motion for Judgment	MJ	0	▼	-100.0%	-1
	Restricted Operators License	RL	0	▼	-100.0%	-1
	Tenants Assertion	TA	0	▼	-100.0%	-1
Total			1,872	▲	18.0%	+285
Civil Commitments	Temporary Detention Order	TD	39	▲	+5.4%	+2
	Emergency Custody Order	EC	14	▼	-26.3%	-5
	Total			53	▼	-5.4%
GRAND TOTAL			8,557	▲	3.3%	+272

Filings by Major Case Category**

Category	Summary	Change	% Change	Absolute Change
Felony	327	▼	-45.6%	-274
Garnishment	556	▲	+29.6%	+127
General Civil	873	▲	+32.5%	+214
Infraction/Civil Violation	4,119	▼	+2.0%	+80
Landlord /Tenant	125	▼	+4.2%	+5
Misdemeanor	1,889	▼	+7.0%	+123

* Compared to same time period as previous year

** Case Type Categories are defined in the 2017 Virginia Judicial Workload Assessment

CPSS - GCMS CASELOAD STATISTICS OF THE GENERAL DISTRICT COURTS

January 2024 thru June 2024 Filings (Compared to January 2023 thru June 2023)



Frederick

District: 26 FIPS: 069

Other	603	▼	-2.3%	-14
Protective Orders	65	▲	+20.4%	+11
GRAND TOTAL	8,557	▲	3.3%	+272

* Compared to same time period as previous year

** Case Type Categories are defined in the 2017 Virginia Judicial Workload Assessment
Source: SCV-SQL-Information

2024 Overall GRAND TOTAL		Distribution of Caseload			Change*		Percentage (%) of Caseload		
3,303	+380	Criminal	405	12%	-24.9% ▼	-134	Criminal	2023	2024
		Traffic	2,286	69%	30.3% ▲	+532	Traffic	18.4%	12.3%
		Civil	576	17%	-4.6% ▼	-28	Civil	60.0%	69.2%
		Civil Commitments	36	1%	38.5% ▲	+10	Civil Commitments	20.7%	17.4%
		GRAND TOTAL	3,303	100%	13.0% ▲	+380	GRAND TOTAL	100%	100%

Filings by Division & Code

Division	Case Type Description	Code	Summary	Change	% Change	Absolute Change
Criminal	Misdemeanor	M	181	▼	-33.7%	-92
	Felony	F	160	▼	-17.5%	-34
	Show Cause	SC	31	▲	+19.2%	+5
	Capias	CA	22	▼	-24.1%	-7
	Civil Violation	CV	10	▼	-33.3%	-5
	Motion	MO	1	▲	-	+1
	Restricted Operators License	RL	0	▼	-100.0%	-2
	Total			405	▼	-24.9%
Traffic	Infraction	I	1,895	▲	+47.6%	+611
	Misdemeanor	M	371	▼	-15.1%	-66
	Show Cause	SC	12	▼	-20.0%	-3
	Capias	CA	6	▼	-50.0%	-6
	Felony	F	2	▼	-50.0%	-2
	Restricted Operators License	RL	0	▼	-100.0%	-2
	Total			2,286	▲	30.3%
Civil	Garnishment	GA	213	▲	+16.4%	+30
	Warrant in Debt	WD	211	▼	-14.6%	-36
	Unlawful Detainer	UD	47	▲	+9.3%	+4
	Other	OT	25	▼	-39.0%	-16
	Preliminary Protective Order	PP	18	▲	+28.6%	+4
	Detinue	DT	16	↔	-	-
	Protective Order	PO	12	▼	-7.7%	-1
	Admin License	AL	9	▼	-55.0%	-11
	Abstract	AJ	7	▲	+133.3%	+4
	Impoundment	IM	6	▲	+500.0%	+5
	Show Cause	SC	5	▼	-44.4%	-4
	Counter Claim	CC	3	▲	+50.0%	+1
	Interrogatory	IN	3	▼	-62.5%	-5
	Petition-Restore Arms	PR	1	▲	-	+1
	Motion for Judgment	MJ	0	▼	-100.0%	-1
	Restricted Operators License	RL	0	▼	-100.0%	-1
	Tenants Assertion	TA	0	▼	-100.0%	-1
	Third Party Claim	TH	0	▼	-100.0%	-1
Total			576	▼	-4.6%	-28
Civil Commitments	Temporary Detention Order	TD	27	▲	+80.0%	+12
	Emergency Custody Order	EC	9	▼	-18.2%	-2
	Total			36	▲	38.5%
GRAND TOTAL			3,303	▲	13.0%	+380

Filings by Major Case Category**

Category	Summary	Change	% Change	Absolute Change
Felony	162	▼	-18.2%	-36
Garnishment	216	▼	+13.1%	+25
General Civil	229	▲	-13.6%	-36
Infraction/Civil Violation	1,905	▲	+46.7%	+606
Landlord /Tenant	47	▼	+6.8%	+3
Misdemeanor	552	▼	-22.8%	-163
Other	162	▲	-12.0%	-22

* Compared to same time period as previous year

** Case Type Categories are defined in the 2017 Virginia Judicial Workload Assessment

CPSS - GCMS CASELOAD STATISTICS OF THE GENERAL DISTRICT COURTS

January 2024 thru June 2024 Filings (Compared to January 2023 thru June 2023)


Protective Orders	30	▲	+11.1%	+3
<i>GRAND TOTAL</i>	<u>3,303</u>	▲	13.0%	+380

* Compared to same time period as previous year

** Case Type Categories are defined in the 2017 Virginia Judicial Workload Assessment
Source: SCV-SQL-Information

CPSS - GCMS CASELOAD STATISTICS OF THE GENERAL DISTRICT COURTS

January 2024 thru June 2024 Filings (Compared to January 2023 thru June 2023)

2024 Overall GRAND TOTAL		Distribution of Caseload			Change*		Percentage (%) of Caseload			
16,986	-1,153	Criminal	2,813	17%	-8.8%	▼	-272	Criminal	2023: 17.0%	2024: 16.6%
		Traffic	10,005	59%	-6.9%	▼	-746	Traffic	59.3%	58.9%
2024		Civil	3,839	23%	-3.3%	▼	-129	Civil	21.9%	22.6%
2023		Civil Commitments	329	2%	-1.8%	▼	-6	Civil Commitments	1.8%	1.9%
		GRAND TOTAL	16,986	100%	-6.4%	▼	-1,153	GRAND TOTAL	100%	100%

Filings by Division & Code

Division	Case Type Description	Code	Summary	Change	% Change	Absolute Change
Criminal	Misdemeanor	M	1,555	▼	-1.4%	-22
	Felony	F	737	▼	-25.9%	-257
	Capias	CA	254	▲	+4.5%	+11
	Show Cause	SC	190	▼	-1.6%	-3
	Civil Violation	CV	77	↔		-
	Restricted Operators License	RL	0	▼	-100.0%	-1
	Total			2,813	▼	-8.8%
Traffic	Infraction	I	7,384	▼	-10.4%	-853
	Misdemeanor	M	2,412	▼	-0.7%	-17
	Civil Violation	CV	115	▲	+11,400.0%	+114
	Capias	CA	34	▲	+30.8%	+8
	Show Cause	SC	29	▲	+16.0%	+4
	Felony	F	27	▼	-3.6%	-1
	Restricted Operators License	RL	4	↔		-
	Other	O	0	▼	-100.0%	-1
Total			10,005	▼	-6.9%	-746
Civil	Warrant in Debt	WD	1,668	▲	+5.0%	+80
	Garnishment	GA	687	▼	-8.6%	-65
	Unlawful Detainer	UD	584	▼	-7.6%	-48
	Admin License	AL	151	▲	+30.2%	+35
	Impoundment	IM	138	▲	+86.5%	+64
	Other	OT	127	▲	-0.8%	-1
	Preliminary Protective Order	PP	88	▼	-12.9%	-13
	Detinue	DT	84	▼	-22.2%	-24
	Interrogatory	IN	71	▼	-34.3%	-37
	Bond Forfeiture	BF	70	▲	+11.1%	+7
	Protective Order	PO	70	▼	-29.3%	-29
	Show Cause	SC	52	▼	-48.0%	-48
	Abstract	AJ	28	▼	-62.2%	-46
	Motion for Judgment	MJ	12	▲	+20.0%	+2
	Capias	CA	3	▲	+200.0%	+2
	Overweight	OC	2	▲	+100.0%	+1
	Petition-Restore Arms	PR	2	▼	-33.3%	-1
	Counter Claim	CC	1	▼	-83.3%	-5
	Tenants Assertion	TA	1	▼	-66.7%	-2
	Restricted Operators License	RL	0	▼	-100.0%	-1
Total			3,839	▼	-3.3%	-129
Civil Commitments	Temporary Detention Order	TD	135	▼	-2.2%	-3
	Mental Commitment	MC	82	▲	+5.1%	+4
	Emergency Custody Order	EC	70	▼	-9.1%	-7
	Petition	PT	26	▼	-16.1%	-5
	Other	OT	13	▲	+18.2%	+2
	Medical Emergency Temporary Detention Order	MT	3	▲	-	+3
Total			329	▼	-1.8%	-6
GRAND TOTAL			16,986	▼	-6.4%	-1,153

* Compared to same time period as previous year

** Case Type Categories are defined in the 2017 Virginia Judicial Workload Assessment

Filings by Major Case Category**

Category	Summary	Change	% Change	Absolute Change
Felony	764	▼	-25.2%	-258
Garnishment	758	▼	-11.9%	-102
General Civil	1,792	▲	+3.8%	+65
Infraction/Civil Violation	7,578	▲	-8.9%	-739
Involuntary Civil Commitments	39	▲	-7.1%	-3
Landlord /Tenant	585	▼	-7.9%	-50
Misdemeanor	3,971	▼	-1.0%	-41
Other	1,341	▲	+1.3%	+17
Protective Orders	158	▼	-21.0%	-42
GRAND TOTAL	16,986	▼	-6.4%	-1,153

* Compared to same time period as previous year



** Case Type Categories are defined in the 2017 Virginia Judicial Workload Assessment
 Source: SCV-SQL-Information

CPSS - GCMS CASELOAD STATISTICS OF THE GENERAL DISTRICT COURTS

January 2024 thru June 2024 Filings (Compared to January 2023 thru June 2023)

Shenandoah

District: 26 FIPS: 171

2024 Overall GRAND TOTAL		Distribution of Caseload			Change*		Percentage (%) of Caseload		
6,402	+888	Criminal	823	13%	15.3% ▲	+109	Criminal	2023	2024
		Traffic	4,568	71%	20.2% ▲	+767	Traffic	68.9%	71.4%
		Civil	971	15%	0.6% ▲	+6	Civil	17.5%	15.2%
		Civil Commitments	40	1%	17.6% ▲	+6	Civil Commitments	0.6%	0.6%
		GRAND TOTAL	6,402	100%	16.1% ▲	+888	GRAND TOTAL	100%	100%

Filings by Division & Code

Division	Case Type Description	Code	Summary	Change	% Change	Absolute Change
Criminal	Misdemeanor	M	461	▲	+23.6%	+88
	Felony	F	199	▲	+7.6%	+14
	Show Cause	SC	72	▲	+94.6%	+35
	Capias	CA	51	▼	-35.4%	-28
	Civil Violation	CV	32	▼	-15.8%	-6
	Motion	MO	8	▲	+300.0%	+6
	Total			823	▲	15.3%
Traffic	Infraction	I	3,527	▲	+28.4%	+781
	Misdemeanor	M	973	▼	-2.8%	-28
	Capias	CA	30	▲	+11.1%	+3
	Show Cause	SC	19	▲	+35.7%	+5
	Felony	F	16	▲	+23.1%	+3
	Civil Violation	CV	2	▲	-	+2
	Motion	MO	1	▲	-	+1
Total			4,568	▲	20.2%	+767
Civil	Warrant in Debt	WD	420	▼	-0.5%	-2
	Garnishment	GA	317	▲	+21.9%	+57
	Unlawful Detainer	UD	89	▼	-16.8%	-18
	Other	OT	34	▲	-8.1%	-3
	Admin License	AL	31	▼	-3.1%	-1
	Show Cause	SC	20	▲	+81.8%	+9
	Bond Forfeiture	BF	15	↔	-	-
	Preliminary Protective Order	PP	13	▼	-45.8%	-11
	Abstract	AJ	8	▼	-55.6%	-10
	Impoundment	IM	8	↔	-	-
	Protective Order	PO	6	▼	-25.0%	-2
	Interrogatory	IN	4	▼	-69.2%	-9
	Detinue	DT	3	▼	-40.0%	-2
	Capias	CA	1	↔	-	-
	Motion for Judgment	MJ	1	▼	-50.0%	-1
	Tenants Assertion	TA	1	▲	-	+1
	Counter Claim	CC	0	▼	-100.0%	-1
	Restricted Operators License	RL	0	▼	-100.0%	-1
Total			971	▲	0.6%	+6
Civil Commitments	Temporary Detention Order	TD	23	▼	-4.2%	-1
	Emergency Custody Order	EC	17	▲	+70.0%	+7
	Total		40	▲	17.6%	+6
GRAND TOTAL			6,402	▲	16.1%	+888

Filings by Major Case Category**

Category	Summary	Change	% Change	Absolute Change
Felony	215	▲	+8.6%	+17
Garnishment	321	▼	+17.6%	+48
General Civil	430	▲	-0.5%	-2
Infraction/Civil Violation	3,561	▲	+27.9%	+777
Landlord /Tenant	90	▲	-15.9%	-17
Misdemeanor	1,434	▼	+4.3%	+59
Other	332	▲	+6.1%	+19

* Compared to same time period as previous year

** Case Type Categories are defined in the 2017 Virginia Judicial Workload Assessment

CPSS - GCMS CASELOAD STATISTICS OF THE GENERAL DISTRICT COURTS

January 2024 thru June 2024 Filings (Compared to January 2023 thru June 2023)

Shenandoah

District: 26 FIPS: 171

Protective Orders	19	▼	-40.6%	-13
GRAND TOTAL	6,402	▲	16.1%	+888

* Compared to same time period as previous year



** Case Type Categories are defined in the 2017 Virginia Judicial Workload Assessment
Source: SCV-SQL-Information

CPSS - GCMS CASELOAD STATISTICS OF THE GENERAL DISTRICT COURTS

January 2024 thru June 2024 Filings (Compared to January 2023 thru June 2023)

Warren

District: 26 FIPS: 187

2024 Overall GRAND TOTAL		Distribution of Caseload			Change*		Percentage (%) of Caseload		
5,015 2024  +38 2023 		Criminal	1,119	22%	10.2% ▲	+104	Criminal	2023	2024
		Traffic	2,527	50%	-10.3% ▼	-289	Traffic	56.6%	50.4%
		Civil	1,289	26%	19.1% ▲	+207	Civil	21.7%	25.7%
		Civil Commitments	80	2%	25.0% ▲	+16	Civil Commitments	1.3%	1.6%
		GRAND TOTAL	5,015	100%	0.8% ▲	+38	GRAND TOTAL	100%	100%

Filings by Division & Code

Division	Case Type Description	Code	Summary	Change	% Change	Absolute Change
Criminal	Misdemeanor	M	622	▲	+15.6%	+84
	Felony	F	293	▲	+24.2%	+57
	Capias	CA	79	▼	-26.2%	-28
	Show Cause	SC	78	▼	-24.3%	-25
	Civil Violation	CV	47	▲	+56.7%	+17
	Restricted Operators License	RL	0	▼	-100.0%	-1
	Total			1,119	▲	10.2%
Traffic	Infraction	I	1,907	▼	-11.7%	-253
	Misdemeanor	M	579	▼	-2.0%	-12
	Show Cause	SC	13	▼	-40.9%	-9
	Capias	CA	12	▼	-63.6%	-21
	Civil Violation	CV	9	▲	+350.0%	+7
	Felony	F	7	▼	-12.5%	-1
Total			2,527	▼	-10.3%	-289
Civil	Warrant in Debt	WD	538	▲	+21.2%	+94
	Garnishment	GA	333	▲	+20.2%	+56
	Unlawful Detainer	UD	119	▼	-6.3%	-8
	Impoundment	IM	80	▲	+40.4%	+23
	Admin License	AL	60	▲	+33.3%	+15
	Other	OT	28	▲	+7.7%	+2
	Show Cause	SC	27	▲	+125.0%	+15
	Detinue	DT	26	▲	+44.4%	+8
	Interrogatory	IN	23	▲	+360.0%	+18
	Preliminary Protective Order	PP	15	▲	+7.1%	+1
	Abstract	AJ	14	▼	-58.8%	-20
	Protective Order	PO	13	▲	+18.2%	+2
	Bond Forfeiture	BF	7	▲	+75.0%	+3
	Counter Claim	CC	2	↔	-	-
	Overweight	OC	2	▲	-	+2
	Petition-Restore Arms	PR	1	↔	-	-
	Tenants Assertion	TA	1	▲	-	+1
	Capias	CA	0	▼	-100.0%	-3
	Motion for Judgment	MJ	0	▼	-100.0%	-1
	Restricted Operators License	RL	0	▼	-100.0%	-1
Total			1,289	▲	19.1%	+207
Civil Commitments	Temporary Detention Order	TD	48	↔	-	-
	Emergency Custody Order	EC	32	▲	+100.0%	+16
	Total		80	▲	25.0%	+16
GRAND TOTAL			5,015	▲	0.8%	+38

Filings by Major Case Category**

Category	Summary	Change	% Change	Absolute Change
Felony	300	▲	+23.0%	+56
Garnishment	356	▲	+26.2%	+74
General Civil	570	▼	+21.5%	+101
Infraction/Civil Violation	1,965	▲	-10.4%	-227
Landlord /Tenant	120	▲	-5.5%	-7
Misdemeanor	1,201	▼	+6.2%	+70

* Compared to same time period as previous year

** Case Type Categories are defined in the 2017 Virginia Judicial Workload Assessment

CPSS - GCMS CASELOAD STATISTICS OF THE GENERAL DISTRICT COURTS

January 2024 thru June 2024 Filings (Compared to January 2023 thru June 2023)

Warren

District: 26 FIPS: 187

Other	475	▲	-6.3%	-32
Protective Orders	28	▲	+12.0%	+3
GRAND TOTAL	5,015	▲	0.8%	+38

* Compared to same time period as previous year



** Case Type Categories are defined in the 2017 Virginia Judicial Workload Assessment
Source: SCV-SQL-Information

CPSS - GCMS CASELOAD STATISTICS OF THE GENERAL DISTRICT COURTS

January 2024 thru June 2024 Filings (Compared to January 2023 thru June 2023)

Winchester

District: 26 FIPS: 840

2024 Overall GRAND TOTAL		Distribution of Caseload			Change*		Percentage (%) of Caseload		
5,698	+372	Criminal	1,303	23%	11.7% ▲	+137	Criminal	2023	2024
		Traffic	2,238	39%	1.0% ▲	+23	Traffic	41.6%	39.3%
		Civil	1,957	34%	11.0% ▲	+194	Civil	33.1%	34.3%
		Civil Commitments	200	4%	9.9% ▲	+18	Civil Commitments	3.4%	3.5%
		GRAND TOTAL	5,698	100%	7.0% ▲	+372	GRAND TOTAL	100%	100%

Filings by Division & Code

Division	Case Type Description	Code	Summary	Change	% Change	Absolute Change
Criminal	Misdemeanor	M	782	▲	+18.3%	+121
	Felony	F	278	▲	+6.1%	+16
	Capias	CA	131	▲	+3.1%	+4
	Show Cause	SC	96	▲	+2.1%	+2
	Civil Violation	CV	16	▼	-27.3%	-6
	Total			1,303	▲	11.7%
Traffic	Infraction	I	1,589	▲	+1.6%	+25
	Misdemeanor	M	501	▲	+3.3%	+16
	Other	O	96	▼	-19.3%	-23
	Capias	CA	18	▼	-33.3%	-9
	Felony	F	17	▲	+112.5%	+9
	Show Cause	SC	17	▲	+54.5%	+6
	Civil Violation	CV	0	▼	-100.0%	-1
	Total			2,238	▲	1.0%
Civil	Warrant in Debt	WD	760	▲	+24.0%	+147
	Garnishment	GA	675	▼	-2.5%	-17
	Unlawful Detainer	UD	206	▲	+19.1%	+33
	Admin License	AL	88	▲	+54.4%	+31
	Detinue	DT	42	▼	-22.2%	-12
	Other	OT	42	▼	+7.7%	+3
	Abstract	AJ	39	▲	+39.3%	+11
	Protective Order	PO	27	▲	+8.0%	+2
	Preliminary Protective Order	PP	25	▲	+56.3%	+9
	Impoundment	IM	15	▲	+275.0%	+11
	Show Cause	SC	13	▼	-45.8%	-11
	Bond Forfeiture	BF	12	▼	-20.0%	-3
	Interrogatory	IN	9	▲	+12.5%	+1
	Motion for Judgment	MJ	2	▲	-	+2
	Zoning Violation	ZO	2	▼	-80.0%	-8
	Petition-Restore Arms	PR	0	▼	-100.0%	-1
	Tenants Assertion	TA	0	▼	-100.0%	-4
Total			1,957	▲	11.0%	+194
Civil Commitments	Mental Commitment	MC	120	▼	-0.8%	-1
	Temporary Detention Order	TD	46	▲	+39.4%	+13
	Emergency Custody Order	EC	23	▲	+27.8%	+5
	Other	OT	10	▲	+11.1%	+1
	Medical Emergency Temporary Detention Order	MT	1	↔	-	-
Total			200	▲	9.9%	+18
GRAND TOTAL			5,698	▲	7.0%	+372

Filings by Major Case Category**

Category	Summary	Change	% Change	Absolute Change
Felony	295	▲	+9.3%	+25
Garnishment	684	▲	-2.3%	-16
General Civil	807	▲	+20.1%	+135
Infraction/Civil Violation	1,701	▼	-0.3%	-5
Involuntary Civil Commitments	10	▲	+11.1%	+1
Landlord /Tenant	206	▼	+16.4%	+29

* Compared to same time period as previous year

** Case Type Categories are defined in the 2017 Virginia Judicial Workload Assessment

CPSS - GCMS CASELOAD STATISTICS OF THE GENERAL DISTRICT COURTS

January 2024 thru June 2024 Filings (Compared to January 2023 thru June 2023)

Winchester

District: 26 FIPS: 840

Misdemeanor	1,285	▼	+11.2%	+129
Other	658	▲	+10.6%	+63
Protective Orders	52	▲	+26.8%	+11
GRAND TOTAL	5,698	▲	7.0%	+372

* Compared to same time period as previous year

** Case Type Categories are defined in the 2017 Virginia Judicial Workload Assessment
Source: SCV-SQL-Information

CPSS - GCMS CASELOAD STATISTICS OF THE GENERAL DISTRICT COURTS

January 2024 thru June 2024 Filings (Compared to January 2023 thru June 2023)

Bland

District: 27 FIPS: 021

2024 Overall GRAND TOTAL		Distribution of Caseload			Change*		Percentage (%) of Caseload			
3,595	-492	Criminal	222	6%	-9.4%	▼	-23	Criminal	2023: 6.0%	2024: 6.2%
		Traffic	3,210	89%	-13.2%	▼	-487	Traffic	90.5%	89.3%
2024		Civil	159	4%	14.4%	▲	+20	Civil	3.4%	4.4%
2023		Civil Commitments	4	0%	-33.3%	▼	-2	Civil Commitments	0.1%	0.1%
		GRAND TOTAL	3,595	100%	-12.0%	▼	-492	GRAND TOTAL	100%	100%

Filings by Division & Code

Division	Case Type Description	Code	Summary	Change	% Change	Absolute Change
Criminal	Misdemeanor	M	101	▼	-9.0%	-10
	Felony	F	94	▼	-21.0%	-25
	Show Cause	SC	19	▲	+72.7%	+8
	Capias	CA	6	▲	+500.0%	+5
	Civil Violation	CV	2	▼	-33.3%	-1
	Total			222	▼	-9.4%
Traffic	Infraction	I	2,661	▼	-9.5%	-280
	Misdemeanor	M	545	▼	-26.7%	-199
	Civil Violation	CV	3	▼	-57.1%	-4
	Show Cause	SC	1	▼	-75.0%	-3
	Felony	F	0	▼	-100.0%	-1
	Total			3,210	▼	-13.2%
Civil	Warrant in Debt	WD	68	▲	+33.3%	+17
	Garnishment	GA	21	▲	+16.7%	+3
	Motor Carrier	MC	17	▲	+41.7%	+5
	Overweight	OC	13	▲	+85.7%	+6
	Bond Forfeiture	BF	10	▲	+11.1%	+1
	Unlawful Detainer	UD	9	▲	+350.0%	+7
	Admin License	AL	8	▼	-71.4%	-20
	Other	OT	6	↔		-
	Detinue	DT	3	▲	+200.0%	+2
	Preliminary Protective Order	PP	3	▲	+200.0%	+2
	Protective Order	PO	1	▲	-	+1
	Abstract	AJ	0	▼	-100.0%	-2
	Impoundment	IM	0	▼	-100.0%	-1
	Tenants Assertion	TA	0	▼	-100.0%	-1
	Total			159	▲	14.4%
Civil Commitments	Temporary Detention Order	TD	3	▼	-25.0%	-1
	Petition	PT	1	▲	-	+1
	Emergency Custody Order	EC	0	▼	-100.0%	-2
	Total			4	▼	-33.3%
GRAND TOTAL			3,595	▼	-12.0%	-492

Filings by Major Case Category**

Category	Summary	Change	% Change	Absolute Change	
Felony	94	▼	-21.7%	-26	
Garnishment	21	▲	+16.7%	+3	
General Civil	71	▲	+36.5%	+19	
Infraction/Civil Violation	2,696	▲	-9.2%	-274	
Involuntary Civil Commitments	1	▲	-	+1	
Landlord /Tenant	9	▲	+200.0%	+6	
Misdemeanor	646	▼	-24.4%	-209	
Other	53	▲	-22.1%	-15	
Protective Orders	4	▲	+300.0%	+3	
GRAND TOTAL		3,595	▼	-12.0%	-492

* Compared to same time period as previous year

** Case Type Categories are defined in the 2017 Virginia Judicial Workload Assessment


Source: SCV-SQL-Information

* Compared to same time period as previous year

** Case Type Categories are defined in the 2017 Virginia Judicial Workload Assessment
Source: SCV-SQL-Information

CPSS - GCMS CASELOAD STATISTICS OF THE GENERAL DISTRICT COURTS

January 2024 thru June 2024 Filings (Compared to January 2023 thru June 2023)

2024 Overall GRAND TOTAL		Distribution of Caseload			Change*		Percentage (%) of Caseload			
9,669	-181	Criminal	414	4%	-17.7%	▼	-89	Criminal	2023: 5.1%	2024: 4.3%
		Traffic	8,569	89%	-2.5%	▼	-216	Traffic	89.2%	88.6%
2024		Civil	650	7%	25.0%	▲	+130	Civil	5.3%	6.7%
2023		Civil Commitments	36	0%	-14.3%	▼	-6	Civil Commitments	0.4%	0.4%
		GRAND TOTAL	9,669	100%	-1.8%	▼	-181	GRAND TOTAL	100%	100%

Filings by Division & Code

Division	Case Type Description	Code	Summary	Change	% Change	Absolute Change
Criminal	Misdemeanor	M	230	▼	-19.3%	-55
	Felony	F	134	▼	-20.2%	-34
	Capias	CA	27	▲	+8.0%	+2
	Show Cause	SC	15	↔		-
	Civil Violation	CV	8	▼	-20.0%	-2
	Total			414	▼	-17.7%
Traffic	Infraction	I	7,434	▼	-3.8%	-295
	Misdemeanor	M	1,108	▲	+7.4%	+76
	Show Cause	SC	11	▲	+57.1%	+4
	Felony	F	10	▼	-16.7%	-2
	Capias	CA	6	▲	+20.0%	+1
	Total			8,569	▼	-2.5%
Civil	Warrant in Debt	WD	301	▲	+69.1%	+123
	Garnishment	GA	171	▲	+24.8%	+34
	Unlawful Detainer	UD	52	▼	-18.8%	-12
	Other	OT	28	▲	+33.3%	+7
	Impoundment	IM	25	▼	-40.5%	-17
	Bond Forfeiture	BF	17	↔		-
	Preliminary Protective Order	PP	17	▲	+30.8%	+4
	Protective Order	PO	13	▲	+44.4%	+4
	Admin License	AL	12	▼	-14.3%	-2
	Overweight	OC	6	▼	-40.0%	-4
	Detinue	DT	4	▲	+33.3%	+1
	Show Cause	SC	2	▼	-33.3%	-1
	Abstract	AJ	1	▼	-80.0%	-4
	Petition-Restore Arms	PR	1	▼	-66.7%	-2
	Tenants Assertion	TA	0	▼	-100.0%	-1
Total			650	▲	25.0%	+130
Civil Commitments	Temporary Detention Order	TD	22	▼	-8.3%	-2
	Emergency Custody Order	EC	14	▼	-22.2%	-4
	Total			36	▼	-14.3%
GRAND TOTAL			9,669	▼	-1.8%	-181

Filings by Major Case Category**



Category	Summary	Change	% Change	Absolute Change
Felony	144	▼	-20.0%	-36
Garnishment	171	▲	+24.8%	+34
General Civil	307	▲	+65.9%	+122
Infraction/Civil Violation	7,448	▼	-3.9%	-301
Landlord /Tenant	52	▼	-20.0%	-13
Misdemeanor	1,338	▼	+1.6%	+21
Other	179	▼	-8.2%	-16
Protective Orders	30	▲	+36.4%	+8
GRAND TOTAL	9,669	▼	-1.8%	-181

* Compared to same time period as previous year

** Case Type Categories are defined in the 2017 Virginia Judicial Workload Assessment

CPSS - GCMS CASELOAD STATISTICS OF THE GENERAL DISTRICT COURTS

January 2024 thru June 2024 Filings (Compared to January 2023 thru June 2023)

2024 Overall GRAND TOTAL		Distribution of Caseload			Change*		Percentage (%) of Caseload		
1,289	+9	Criminal	188	15%	34.3% ▲	+48	Criminal	2023	2024
		Traffic	850	66%	-6.5% ▼	-59	Traffic	10.9%	14.6%
		Civil	234	18%	19.4% ▲	+38	Civil	71.0%	65.9%
		Civil Commitments	17	1%	-51.4% ▼	-18	Civil Commitments	15.3%	18.2%
		GRAND TOTAL	1,289	100%	0.7% ▲	+9	GRAND TOTAL	100%	100%

Filings by Division & Code

Division	Case Type Description	Code	Summary	Change	% Change	Absolute Change
Criminal	Misdemeanor	M	127	▲	+71.6%	+53
	Felony	F	35	▲	+20.7%	+6
	Civil Violation	CV	13	▼	-51.9%	-14
	Capias	CA	8	▲	+100.0%	+4
	Show Cause	SC	5	▼	-16.7%	-1
	Total			188	▲	34.3%
Traffic	Infraction	I	741	▼	-3.0%	-23
	Misdemeanor	M	105	▼	-11.8%	-14
	Capias	CA	2	▼	-33.3%	-1
	Show Cause	SC	2	▼	-84.6%	-11
	Felony	F	0	▼	-100.0%	-10
	Total			850	▼	-6.5%
Civil	Warrant in Debt	WD	113	▲	+22.8%	+21
	Garnishment	GA	42	▲	+2.4%	+1
	Unlawful Detainer	UD	16	↔		-
	Admin License	AL	14	▼	-12.5%	-2
	Preliminary Protective Order	PP	12	▲	+71.4%	+5
	Protective Order	PO	8	▲	+166.7%	+5
	Impoundment	IM	6	▲	+200.0%	+4
	Interrogatory	IN	6	▲	+500.0%	+5
	Other	OT	6	▼	-33.3%	-3
	Show Cause	SC	6	▲	+50.0%	+2
	Detinue	DT	3	↔		-
	Capias	CA	1	▲	-	+1
	Restricted Operators License	RL	1	▲	-	+1
	Abstract	AJ	0	▼	-100.0%	-2
	Total			234	▲	19.4%
Civil Commitments	Temporary Detention Order	TD	11	▼	-45.0%	-9
	Emergency Custody Order	EC	6	▼	-60.0%	-9
	Total		17	▼	-51.4%	-18
GRAND TOTAL			1,289	▲	0.7%	+9

Filings by Major Case Category**



Category	Summary	Change	% Change	Absolute Change
Felony	35	▼	-10.3%	-4
Garnishment	48	▲	+14.3%	+6
General Civil	117	▲	+21.9%	+21
Infraction/Civil Violation	754	▼	-4.7%	-37
Landlord /Tenant	16	↔		0
Misdemeanor	233	▲	+20.7%	+40
Other	66	▲	-29.0%	-27
Protective Orders	20	▲	+100.0%	+10
GRAND TOTAL	1,289	▲	0.7%	+9

* Compared to same time period as previous year

** Case Type Categories are defined in the 2017 Virginia Judicial Workload Assessment

CPSS - GCMS CASELOAD STATISTICS OF THE GENERAL DISTRICT COURTS

January 2024 thru June 2024 Filings (Compared to January 2023 thru June 2023)

2024 Overall GRAND TOTAL		Distribution of Caseload			Change*		Percentage (%) of Caseload		
1,763	-340	Criminal	529	30%	5.0% ▲	+25	Criminal	2023	2024
		Traffic	726	41%	-31.8% ▼	-339	Traffic	24.0%	30.0%
		Civil	439	25%	26.9% ▲	+93	Civil	50.6%	41.2%
		Civil Commitments	69	4%	-63.3% ▼	-119	Civil Commitments	16.5%	24.9%
		GRAND TOTAL	1,763	100%	-16.2% ▼	-340	GRAND TOTAL	8.9%	3.9%
								100%	100%

Filings by Division & Code

Division	Case Type Description	Code	Summary	Change	% Change	Absolute Change
Criminal	Misdemeanor	M	329	▲	+15.4%	+44
	Felony	F	103	▼	-25.4%	-35
	Capias	CA	47	▼	-2.1%	-1
	Show Cause	SC	44	▲	+76.0%	+19
	Civil Violation	CV	6	▼	-25.0%	-2
	Total			529	▲	5.0%
Traffic	Infraction	I	595	▼	-25.7%	-206
	Misdemeanor	M	130	▼	-47.2%	-116
	Show Cause	SC	1	▼	-83.3%	-5
	Capias	CA	0	▼	-100.0%	-4
	Felony	F	0	▼	-100.0%	-8
	Total			726	▼	-31.8%
Civil	Warrant in Debt	WD	148	▲	+17.5%	+22
	Garnishment	GA	130	▲	+52.9%	+45
	Impoundment	IM	44	▲	+63.0%	+17
	Detinue	DT	41	▲	+57.7%	+15
	Other	OT	28	▲	+27.3%	+6
	Unlawful Detainer	UD	20	↔		-
	Admin License	AL	8	▼	-38.5%	-5
	Preliminary Protective Order	PP	6	▼	-25.0%	-2
	Protective Order	PO	5	▼	-16.7%	-1
	Bond Forfeiture	BF	4	▼	-55.6%	-5
	Abstract	AJ	2	▲	-	+2
	Show Cause	SC	2	▲	-	+2
	Interrogatory	IN	1	▼	-50.0%	-1
	Petition-Restore Arms	PR	0	▼	-100.0%	-1
	Tenants Assertion	TA	0	▼	-100.0%	-1
	Total			439	▲	26.9%
Civil Commitments	Mental Commitment	MC	45	▼	-69.4%	-102
	Emergency Custody Order	EC	12	▼	-25.0%	-4
	Temporary Detention Order	TD	8	▼	-63.6%	-14
	Medical Emergency Temporary Detention Order	MT	4	▲	+33.3%	+1
	Total			69	▼	-63.3%
GRAND TOTAL			1,763	▼	-16.2%	-340

Filings by Major Case Category**

Category	Summary	Change	% Change	Absolute Change
Felony	103	▼	-29.5%	-43
Garnishment	131	▲	+50.6%	+44
General Civil	199	▲	+24.4%	+39
Infraction/Civil Violation	601	▼	-25.7%	-208
Landlord /Tenant	20	▼	-4.8%	-1
Misdemeanor	459	▼	-13.6%	-72
Other	239	▲	-28.7%	-96
Protective Orders	11	▼	-21.4%	-3
GRAND TOTAL	1,763	▼	-16.2%	-340

* Compared to same time period as previous year



** Case Type Categories are defined in the 2017 Virginia Judicial Workload Assessment

* Compared to same time period as previous year

** Case Type Categories are defined in the 2017 Virginia Judicial Workload Assessment
Source: SCV-SQL-Information

CPSS - GCMS CASELOAD STATISTICS OF THE GENERAL DISTRICT COURTS

January 2024 thru June 2024 Filings (Compared to January 2023 thru June 2023)

2024 Overall GRAND TOTAL		Distribution of Caseload			Change*		Percentage (%) of Caseload		
3,257	-94	Criminal	297	9%	28.0% ▲	+65	Criminal	2023 6.9%	2024 9.1%
2024 		Traffic	2,564	79%	-5.7% ▼	-154	Traffic	81.1%	78.7%
2023 		Civil	368	11%	-3.9% ▼	-15	Civil	11.4%	11.3%
		Civil Commitments	28	1%	55.6% ▲	+10	Civil Commitments	0.5%	0.9%
		GRAND TOTAL	3,257	100%	-2.8% ▼	-94	GRAND TOTAL	100%	100%

Filings by Division & Code

Division	Case Type Description	Code	Summary	Change	% Change	Absolute Change
Criminal	Misdemeanor	M	175	▲	+28.7%	+39
	Felony	F	78	▲	+59.2%	+29
	Show Cause	SC	17	▼	-32.0%	-8
	Capias	CA	15	▲	+15.4%	+2
	Civil Violation	CV	12	▲	+33.3%	+3
	Total			297	▲	28.0%
Traffic	Infraction	I	2,306	▼	-6.8%	-168
	Misdemeanor	M	253	▲	+5.9%	+14
	Felony	F	2	↔		-
	Show Cause	SC	2	↔		-
	Restricted Operators License	RL	1	▲	-	+1
	Capias	CA	0	▼	-100.0%	-1
	Total			2,564	▼	-5.7%
Civil	Warrant in Debt	WD	140	▼	-16.7%	-28
	Garnishment	GA	99	▲	+11.2%	+10
	Unlawful Detainer	UD	62	▼	-6.1%	-4
	Preliminary Protective Order	PP	17	↔		-
	Other	OT	13	▲	+18.2%	+2
	Protective Order	PO	13	▲	+8.3%	+1
	Admin License	AL	8	▼	-27.3%	-3
	Abstract	AJ	6	▲	+500.0%	+5
	Bond Forfeiture	BF	4	▲	+33.3%	+1
	Impoundment	IM	3	▲	+200.0%	+2
	Overweight	OC	2	▲	-	+2
	Detinue	DT	1	▼	-50.0%	-1
	Interrogatory	IN	0	▼	-100.0%	-1
	Petition-Restore Arms	PR	0	▼	-100.0%	-1
	Total			368	▼	-3.9%
Civil Commitments	Temporary Detention Order	TD	21	▲	+61.5%	+8
	Emergency Custody Order	EC	7	▲	+40.0%	+2
	Total			28	▲	55.6%
GRAND TOTAL			3,257	▼	-2.8%	-94

Filings by Major Case Category**



Category	Summary	Change	% Change	Absolute Change
Felony	80	▲	+56.9%	+29
Garnishment	99	▼	+10.0%	+9
General Civil	142	▲	-17.0%	-29
Infraction/Civil Violation	2,320	▲	-6.6%	-163
Landlord /Tenant	62	▼	-6.1%	-4
Misdemeanor	429	▲	+14.4%	+54
Other	95	▲	+10.5%	+9
Protective Orders	30	▲	+3.4%	+1
GRAND TOTAL	3,257	▼	-2.8%	-94

* Compared to same time period as previous year

** Case Type Categories are defined in the 2017 Virginia Judicial Workload Assessment

CPSS - GCMS CASELOAD STATISTICS OF THE GENERAL DISTRICT COURTS

January 2024 thru June 2024 Filings (Compared to January 2023 thru June 2023)

2024 Overall GRAND TOTAL		Distribution of Caseload		Change*		Percentage (%) of Caseload			
897	+59	Criminal	262	29%	-7.4% ▼	-21	Criminal	2023	2024
		Traffic	388	43%	13.1% ▲	+45	Traffic	33.8%	29.2%
2024 		Civil	229	26%	23.8% ▲	+44	Civil	40.9%	43.3%
2023 		Civil Commitments	18	2%	-33.3% ▼	-9	Civil Commitments	22.1%	25.5%
		GRAND TOTAL	897	100%	7.0% ▲	+59	GRAND TOTAL	100%	100%

Filings by Division & Code

Division	Case Type Description	Code	Summary	Change	% Change	Absolute Change
Criminal	Misdemeanor	M	145	↔		-
	Felony	F	94	▼	-10.5%	-11
	Capias	CA	13	▼	-27.8%	-5
	Show Cause	SC	9	▼	-35.7%	-5
	Civil Violation	CV	1	↔		-
	Total			262	▼	-7.4%
Traffic	Infraction	I	273	▲	+11.9%	+29
	Misdemeanor	M	111	▲	+20.7%	+19
	Felony	F	4	▲	+33.3%	+1
	Capias	CA	0	▼	-100.0%	-2
	Show Cause	SC	0	▼	-100.0%	-2
	Total			388	▲	13.1%
Civil	Warrant in Debt	WD	104	▲	+33.3%	+26
	Garnishment	GA	45	▼	-4.3%	-2
	Unlawful Detainer	UD	20	▲	+5.3%	+1
	Other	OT	13	▲	+333.3%	+10
	Impoundment	IM	12	▲	+33.3%	+3
	Preliminary Protective Order	PP	12	▲	+140.0%	+7
	Protective Order	PO	10	▲	+233.3%	+7
	Detinue	DT	5	↔		-
	Bond Forfeiture	BF	4	▼	-20.0%	-1
	Admin License	AL	2	▼	-60.0%	-3
	Abstract	AJ	1	▼	-75.0%	-3
	Restricted Operators License	RL	1	▲	-	+1
	Petition-Restore Arms	PR	0	▼	-100.0%	-1
	Show Cause	SC	0	▼	-100.0%	-1
	Total			229	▲	23.8%
Civil Commitments	Temporary Detention Order	TD	10	▼	-37.5%	-6
	Emergency Custody Order	EC	6	▼	-25.0%	-2
	Mental Commitment	MC	2	▼	-33.3%	-1
	Total			18	▼	-33.3%
GRAND TOTAL			897	▲	7.0%	+59

Filings by Major Case Category**



Category	Summary	Change	% Change	Absolute Change
Felony	98	▲	-9.3%	-10
Garnishment	45	▼	-4.3%	-2
General Civil	111	▲	+32.1%	+27
Infraction/Civil Violation	274	▲	+11.8%	+29
Landlord /Tenant	20	▲	+5.3%	+1
Misdemeanor	257	▲	+8.4%	+20
Other	70	▼	-22.2%	-20
Protective Orders	22	▲	+175.0%	+14
GRAND TOTAL	897	▲	7.0%	+59

* Compared to same time period as previous year

** Case Type Categories are defined in the 2017 Virginia Judicial Workload Assessment

CPSS - GCMS CASELOAD STATISTICS OF THE GENERAL DISTRICT COURTS

January 2024 thru June 2024 Filings (Compared to January 2023 thru June 2023)

2024 Overall GRAND TOTAL		Distribution of Caseload			Change*		Percentage (%) of Caseload		
11,650	+978	Criminal	2,289	20%	21.0% ▲	+397	Criminal	2023	2024
		Traffic	6,429	55%	3.2% ▲	+199	Traffic	17.7%	19.6%
		Civil	2,494	21%	15.8% ▲	+340	Civil	58.4%	55.2%
		Civil Commitments	438	4%	10.6% ▲	+42	Civil Commitments	20.2%	21.4%
		GRAND TOTAL	11,650	100%	9.2% ▲	+978	GRAND TOTAL	3.7%	3.8%
							GRAND TOTAL	100%	100%

Filings by Division & Code

Division	Case Type Description	Code	Summary	Change	% Change	Absolute Change
Criminal	Misdemeanor	M	1,443	▲	+24.1%	+280
	Felony	F	581	▲	+33.9%	+147
	Capias	CA	131	▲	+7.4%	+9
	Show Cause	SC	81	▼	-16.5%	-16
	Civil Violation	CV	53	▼	-30.3%	-23
	Total			2,289	▲	21.0%
Traffic	Infraction	I	5,404	▲	+2.7%	+140
	Misdemeanor	M	973	▲	+8.0%	+72
	Felony	F	17	▼	-19.0%	-4
	Capias	CA	11	▲	+10.0%	+1
	Other	O	9	▲	+50.0%	+3
	Show Cause	SC	7	▼	-30.0%	-3
	Civil Violation	CV	4	↔		-
	Restricted Operators License	RL	4	▼	-71.4%	-10
	Total			6,429	▲	3.2%
Civil	Warrant in Debt	WD	820	▲	+22.2%	+149
	Garnishment	GA	716	▲	+19.3%	+116
	Unlawful Detainer	UD	428	▼	-1.8%	-8
	Admin License	AL	154	▲	+45.3%	+48
	Other	OT	91	▲	-4.2%	-4
	Preliminary Protective Order	PP	55	▲	+19.6%	+9
	Bond Forfeiture	BF	43	▲	+10.3%	+4
	Protective Order	PO	41	▲	+2.5%	+1
	Abstract	AJ	40	▲	+60.0%	+15
	Impoundment	IM	31	▲	+93.8%	+15
	Interrogatory	IN	24	▲	+20.0%	+4
	Detinue	DT	23	▼	-30.3%	-10
	Show Cause	SC	17	↔		-
	Counter Claim	CC	4	▲	+300.0%	+3
	Tenants Assertion	TA	4	▲	+300.0%	+3
	Capias	CA	2	▲	+100.0%	+1
	Motion for Judgment	MJ	1	▼	-66.7%	-2
	Petition-Restore Arms	PR	0	▼	-100.0%	-3
	Third Party Claim	TH	0	▼	-100.0%	-1
Total			2,494	▲	15.8%	+340
Civil Commitments	Mental Commitment	MC	214	▲	+30.5%	+50
	Temporary Detention Order	TD	116	▼	-10.8%	-14
	Emergency Custody Order	EC	53	▲	+1.9%	+1
	Other	OT	44	↔		-
	Medical Emergency Temporary Detention Order	MT	11	▲	+83.3%	+5
Total			438	▲	10.6%	+42
GRAND TOTAL			11,650	▲	9.2%	+978

Filings by Major Case Category**

Category	Summary	Change	% Change	Absolute Change
Felony	598	▲	+31.4%	+143
Garnishment	740	▲	+19.4%	+120
General Civil	855	▼	+18.9%	+136

* Compared to same time period as previous year

** Case Type Categories are defined in the 2017 Virginia Judicial Workload Assessment

CPSS - GCMS CASELOAD STATISTICS OF THE GENERAL DISTRICT COURTS

January 2024 thru June 2024 Filings (Compared to January 2023 thru June 2023)

Montgomery

District: 27 FIPS: 121



Infraction/Civil Violation	5,470	▲	+2.2%	+120
Involuntary Civil Commitments	44	↔		0
Landlord /Tenant	432	▲	-1.1%	-5
Misdemeanor	2,420	▼	+16.5%	+342
Other	995	▲	+12.7%	+112
Protective Orders	96	▲	+11.6%	+10
GRAND TOTAL	11,650	▲	9.2%	+978

* Compared to same time period as previous year

** Case Type Categories are defined in the 2017 Virginia Judicial Workload Assessment
Source: SCV-SQL-Information

CPSS - GCMS CASELOAD STATISTICS OF THE GENERAL DISTRICT COURTS

January 2024 thru June 2024 Filings (Compared to January 2023 thru June 2023)

2024 Overall GRAND TOTAL		Distribution of Caseload			Change*		Percentage (%) of Caseload		
8,723	+1,494	Criminal	1,301	15%	4.8% ▲	+59	Criminal	2023	2024
		Traffic	6,076	70%	28.5% ▲	+1,349	Traffic	17.2%	14.9%
		Civil	1,162	13%	7.9% ▲	+85	Civil	65.4%	69.7%
		Civil Commitments	184	2%	0.5% ▲	+1	Civil Commitments	14.9%	13.3%
		GRAND TOTAL	8,723	100%	20.7% ▲	+1,494	GRAND TOTAL	2.5%	2.1%
							GRAND TOTAL	100%	100%

Filings by Division & Code

Division	Case Type Description	Code	Summary	Change	% Change	Absolute Change
Criminal	Misdemeanor	M	850	▲	+12.7%	+96
	Felony	F	254	▲	+14.4%	+32
	Show Cause	SC	94	▼	-36.1%	-53
	Capias	CA	90	▼	-13.5%	-14
	Civil Violation	CV	13	▼	-7.1%	-1
	Motion	MO	0	▼	-100.0%	-1
	Total			1,301	▲	4.8%
Traffic	Infraction	I	5,251	▲	+31.3%	+1,253
	Misdemeanor	M	802	▲	+13.1%	+93
	Felony	F	11	▲	+57.1%	+4
	Show Cause	SC	7	▲	+133.3%	+4
	Capias	CA	3	▼	-25.0%	-1
	Civil Violation	CV	1	▲	-	+1
	Other	O	1	▲	-	+1
	Restricted Operators License	RL	0	▼	-100.0%	-6
Total			6,076	▲	28.5%	+1,349
Civil	Warrant in Debt	WD	458	▲	+21.8%	+82
	Unlawful Detainer	UD	214	▼	-3.2%	-7
	Garnishment	GA	208	▲	+19.5%	+34
	Other	OT	89	▲	-2.2%	-2
	Detinue	DT	53	▲	+35.9%	+14
	Preliminary Protective Order	PP	52	▲	+18.2%	+8
	Protective Order	PO	41	▲	+5.1%	+2
	Bond Forfeiture	BF	19	▼	-48.6%	-18
	Admin License	AL	12	▼	-33.3%	-6
	Impoundment	IM	5	▲	+150.0%	+3
	Interrogatory	IN	3	▼	-70.0%	-7
	Motion for Judgment	MJ	3	▲	-	+3
	Abstract	AJ	2	↔	-	-
	Show Cause	SC	2	▼	-90.0%	-18
	Petition-Restore Arms	PR	1	▼	-50.0%	-1
Tenants Assertion	TA	0	▼	-100.0%	-2	
Total			1,162	▲	7.9%	+85
Civil Commitments	Temporary Detention Order	TD	82	▲	+36.7%	+22
	Emergency Custody Order	EC	57	▲	+7.5%	+4
	Mental Commitment	MC	38	▼	-39.7%	-25
	Other	OT	5	↔	-	-
	Medical Emergency Temporary Detention Order	MT	2	↔	-	-
Total			184	▲	0.5%	+1
GRAND TOTAL			8,723	▲	20.7%	+1,494

Filings by Major Case Category**

Category	Summary	Change	% Change	Absolute Change
Felony	265	▲	+15.7%	+36
Garnishment	211	▼	+14.7%	+27
General Civil	522	▲	+24.0%	+101
Infraction/Civil Violation	5,266	▲	+31.3%	+1,254
Involuntary Civil Commitments	5	↔	-	0

* Compared to same time period as previous year

** Case Type Categories are defined in the 2017 Virginia Judicial Workload Assessment

CPSS - GCMS CASELOAD STATISTICS OF THE GENERAL DISTRICT COURTS

January 2024 thru June 2024 Filings (Compared to January 2023 thru June 2023)

Landlord /Tenant	214	▼	-4.0%	-9
Misdemeanor	1,652	▼	+12.5%	+183
Other	495	▼	-17.9%	-108
Protective Orders	93	▲	+12.0%	+10
GRAND TOTAL	8,723	▲	20.7%	+1,494

* Compared to same time period as previous year

** Case Type Categories are defined in the 2017 Virginia Judicial Workload Assessment
Source: SCV-SQL-Information

CPSS - GCMS CASELOAD STATISTICS OF THE GENERAL DISTRICT COURTS

January 2024 thru June 2024 Filings (Compared to January 2023 thru June 2023)

2024 Overall GRAND TOTAL		Distribution of Caseload			Change*		Percentage (%) of Caseload			
2024	2,118	+539	Criminal	451	21%	20.6% ▲	+77	Criminal	2023	2024
			Traffic	1,061	50%	56.3% ▲	+382	Traffic	23.7%	21.3%
2023			Civil	512	24%	4.7% ▲	+23	Civil	43.0%	50.1%
			Civil Commitments	94	4%	154.1% ▲	+57	Civil Commitments	31.0%	24.2%
			GRAND TOTAL	2,118	100%	34.1% ▲	+539	GRAND TOTAL	2.3%	4.4%
								GRAND TOTAL	100%	100%

Filings by Division & Code

Division	Case Type Description	Code	Summary	Change	% Change	Absolute Change
Criminal	Misdemeanor	M	350	▲	+29.6%	+80
	Felony	F	32	▼	-28.9%	-13
	Show Cause	SC	27	▼	-37.2%	-16
	Civil Violation	CV	26	▲	+136.4%	+15
	Capias	CA	16	▲	+300.0%	+12
	Restricted Operators License	RL	0	▼	-100.0%	-1
	Total			451	▲	20.6%
Traffic	Infraction	I	864	▲	+58.2%	+318
	Misdemeanor	M	181	▲	+49.6%	+60
	Other	O	8	▲	-	+8
	Show Cause	SC	6	▲	+200.0%	+4
	Capias	CA	2	▲	+100.0%	+1
	Civil Violation	CV	0	▼	-100.0%	-2
	Restricted Operators License	RL	0	▼	-100.0%	-7
Total			1,061	▲	56.3%	+382
Civil	Warrant in Debt	WD	159	▲	+43.2%	+48
	Unlawful Detainer	UD	158	▼	-11.7%	-21
	Garnishment	GA	80	↔	-	-
	Admin License	AL	33	▲	+3.1%	+1
	Preliminary Protective Order	PP	27	▲	+8.0%	+2
	Other	OT	26	▲	-3.7%	-1
	Protective Order	PO	23	▼	-8.0%	-2
	Capias	CA	3	▲	-	+3
	Bond Forfeiture	BF	2	↔	-	-
	Detinue	DT	1	▲	-	+1
	Abstract	AJ	0	▼	-100.0%	-1
	Interrogatory	IN	0	▼	-100.0%	-3
	Show Cause	SC	0	▼	-100.0%	-4
Total			512	▲	4.7%	+23
Civil Commitments	Temporary Detention Order	TD	48	▲	+92.0%	+23
	Mental Commitment	MC	32	▲	-	+32
	Emergency Custody Order	EC	14	▲	+27.3%	+3
	Other	OT	0	▼	-100.0%	-1
Total			94	▲	154.1%	+57
GRAND TOTAL			2,118	▲	34.1%	+539

Filings by Major Case Category**

Category	Summary	Change	% Change	Absolute Change
Felony	32	▼	-28.9%	-13
Garnishment	80	▼	-3.6%	-3
General Civil	161	▲	+45.0%	+50
Infraction/Civil Violation	898	▲	+60.6%	+339
Involuntary Civil Commitments	0	▼	-100.0%	-1
Landlord /Tenant	158	▼	-11.7%	-21
Misdemeanor	531	▼	+33.1%	+132
Other	208	▲	+36.8%	+56
Protective Orders	50	↔	-	0

* Compared to same time period as previous year

** Case Type Categories are defined in the 2017 Virginia Judicial Workload Assessment

CPSS - GCMS CASELOAD STATISTICS OF THE GENERAL DISTRICT COURTS

January 2024 thru June 2024 Filings (Compared to January 2023 thru June 2023)


<i>GRAND TOTAL</i>	2,118	▲	34.1%	+539
---------------------------	--------------	---	-------	------

* Compared to same time period as previous year

** Case Type Categories are defined in the 2017 Virginia Judicial Workload Assessment
Source: SCV-SQL-Information

CPSS - GCMS CASELOAD STATISTICS OF THE GENERAL DISTRICT COURTS

January 2024 thru June 2024 Filings (Compared to January 2023 thru June 2023)

2024 Overall GRAND TOTAL		Distribution of Caseload			Change*		Percentage (%) of Caseload		
8,158 +566 	Criminal	1,062	13%	36.5% ▲	+284	Criminal	2023: 10.2%	2024: 13.0%	
	Traffic	6,049	74%	3.6% ▲	+212	Traffic	76.9%	74.1%	
	Civil	902	11%	4.3% ▲	+37	Civil	11.4%	11.1%	
	Civil Commitments	145	2%	29.5% ▲	+33	Civil Commitments	1.5%	1.8%	
	GRAND TOTAL	8,158	100%	7.5% ▲	+566	GRAND TOTAL	100%	100%	

Filings by Division & Code

Division	Case Type Description	Code	Summary	Change	% Change	Absolute Change
Criminal	Misdemeanor	M	684	▲	+41.3%	+200
	Felony	F	247	▲	+44.4%	+76
	Capias	CA	70	▲	+6.1%	+4
	Show Cause	SC	45	▲	+40.6%	+13
	Civil Violation	CV	16	▼	-33.3%	-8
	Restricted Operators License	RL	0	▼	-100.0%	-1
	Total			1,062	▲	36.5%
Traffic	Infraction	I	4,986	▼	-1.2%	-63
	Misdemeanor	M	1,008	▲	+34.8%	+260
	Capias	CA	22	▲	+175.0%	+14
	Felony	F	12	▲	+140.0%	+7
	Civil Violation	CV	10	▲	+25.0%	+2
	Show Cause	SC	9	▼	-52.6%	-10
	Restricted Operators License	RL	2	▲	-	+2
Total			6,049	▲	3.6%	+212
Civil	Warrant in Debt	WD	420	▲	+19.3%	+68
	Garnishment	GA	252	▲	+19.4%	+41
	Unlawful Detainer	UD	59	▼	-35.2%	-32
	Other	OT	46	▼	-31.3%	-21
	Detinue	DT	26	▲	+23.8%	+5
	Protective Order	PO	25	▼	-21.9%	-7
	Preliminary Protective Order	PP	24	▼	-29.4%	-10
	Admin License	AL	19	▲	+35.7%	+5
	Abstract	AJ	10	▲	+233.3%	+7
	Bond Forfeiture	BF	10	▼	-52.4%	-11
	Show Cause	SC	5	▼	-16.7%	-1
	Interrogatory	IN	2	▼	-50.0%	-2
	Petition-Restore Arms	PR	2	▼	-33.3%	-1
	Cross Claim	CR	1	▲	-	+1
	Motion for Judgment	MJ	1	↔	-	-
	Counter Claim	CC	0	▼	-100.0%	-1
	Impoundment	IM	0	▼	-100.0%	-3
Tenants Assertion	TA	0	▼	-100.0%	-1	
Total			902	▲	4.3%	+37
Civil Commitments	Temporary Detention Order	TD	79	▲	+23.4%	+15
	Emergency Custody Order	EC	66	▲	+37.5%	+18
	Total		145	▲	29.5%	+33
GRAND TOTAL			8,158	▲	7.5%	+566

Filings by Major Case Category**

Category	Summary	Change	% Change	Absolute Change
Felony	259	▲	+47.2%	+83
Garnishment	254	▼	+18.1%	+39
General Civil	449	▼	+18.2%	+69
Infraction/Civil Violation	5,012	▼	-1.4%	-69
Landlord /Tenant	59	▼	-35.9%	-33
Misdemeanor	1,694	▲	+37.4%	+461
Other	382	▲	+9.5%	+33

* Compared to same time period as previous year

** Case Type Categories are defined in the 2017 Virginia Judicial Workload Assessment

CPSS - GCMS CASELOAD STATISTICS OF THE GENERAL DISTRICT COURTS

January 2024 thru June 2024 Filings (Compared to January 2023 thru June 2023)

Protective Orders	49	▼	-25.8%	-17
GRAND TOTAL	8,158	▲	7.5%	+566

* Compared to same time period as previous year



** Case Type Categories are defined in the 2017 Virginia Judicial Workload Assessment
Source: SCV-SQL-Information

CPSS - GCMS CASELOAD STATISTICS OF THE GENERAL DISTRICT COURTS

January 2024 thru June 2024 Filings (Compared to January 2023 thru June 2023)

Bristol

District: 28 FIPS: 520

2024 Overall GRAND TOTAL		Distribution of Caseload			Change*		Percentage (%) of Caseload		
5,555	+245	Criminal	1,109	20%	2.0% ▲	+22	Criminal	20.5%	20.0%
		Traffic	3,432	62%	5.7% ▲	+186	Traffic	61.1%	61.8%
2024 		Civil	784	14%	4.5% ▲	+34	Civil	14.1%	14.1%
2023 		Civil Commitments	230	4%	1.3% ▲	+3	Civil Commitments	4.3%	4.1%
		GRAND TOTAL	5,555	100%	4.6% ▲	+245	GRAND TOTAL	100%	100%

Filings by Division & Code

Division	Case Type Description	Code	Summary	Change	% Change	Absolute Change
Criminal	Misdemeanor	M	613	▲	+4.4%	+26
	Felony	F	301	▼	-7.4%	-24
	Capias	CA	159	▲	+27.2%	+34
	Civil Violation	CV	21	▼	-12.5%	-3
	Show Cause	SC	15	▼	-42.3%	-11
	Total			1,109	▲	2.0%
Traffic	Infraction	I	2,681	▼	-0.5%	-14
	Misdemeanor	M	690	▲	+33.5%	+173
	Capias	CA	23	▲	+4.5%	+1
	Civil Violation	CV	23	▲	+666.7%	+20
	Felony	F	15	▲	+200.0%	+10
	Show Cause	SC	0	▼	-100.0%	-4
	Total			3,432	▲	5.7%
Civil	Warrant in Debt	WD	262	▲	+26.0%	+54
	Unlawful Detainer	UD	160	▼	-30.4%	-70
	Garnishment	GA	150	▲	+50.0%	+50
	Other	OT	55	▼	+1.9%	+1
	Preliminary Protective Order	PP	41	▲	+28.1%	+9
	Protective Order	PO	41	▲	+32.3%	+10
	Bond Forfeiture	BF	25	▼	-49.0%	-24
	Admin License	AL	22	▲	+10.0%	+2
	Show Cause	SC	11	▲	+175.0%	+7
	Detinue	DT	10	▲	+11.1%	+1
	Abstract	AJ	3	▲	+200.0%	+2
	Impoundment	IM	2	▼	-60.0%	-3
	Overweight	OC	1	▼	-75.0%	-3
	Tenants Assertion	TA	1	▲	-	+1
	Counter Claim	CC	0	▼	-100.0%	-1
	Interrogatory	IN	0	▼	-100.0%	-1
	Restricted Operators License	RL	0	▼	-100.0%	-1
Total			784	▲	4.5%	+34
Civil Commitments	Mental Commitment	MC	198	▲	+1.0%	+2
	Temporary Detention Order	TD	18	▼	-21.7%	-5
	Emergency Custody Order	EC	13	▲	+116.7%	+7
	Other	OT	1	▼	-50.0%	-1
Total			230	▲	1.3%	+3
GRAND TOTAL			5,555	▲	4.6%	+245

Filings by Major Case Category**

Category	Summary	Change	% Change	Absolute Change
Felony	316	▲	-4.2%	-14
Garnishment	150	▼	+48.5%	+49
General Civil	273	▼	+24.1%	+53
Infraction/Civil Violation	2,726	▲		0
Involuntary Civil Commitments	1	▼	-50.0%	-1
Landlord /Tenant	161	▲	-30.0%	-69
Misdemeanor	1,303	▼	+17.9%	+198

* Compared to same time period as previous year

** Case Type Categories are defined in the 2017 Virginia Judicial Workload Assessment

Source: SCV-SQL-Information



CPSS - GCMS CASELOAD STATISTICS OF THE GENERAL DISTRICT COURTS

January 2024 thru June 2024 Filings (Compared to January 2023 thru June 2023)

Other	543	▲	+1.9%	+10
Protective Orders	82	▲	+30.2%	+19
<i>GRAND TOTAL</i>	<u>5,555</u>	▲	4.6%	+245

* Compared to same time period as previous year

** Case Type Categories are defined in the 2017 Virginia Judicial Workload Assessment
Source: SCV-SQL-Information

2024 Overall GRAND TOTAL		Distribution of Caseload			Change*		Percentage (%) of Caseload		
12,482	+2,946	Criminal	1,042	8%	27.7% ▲	+226	Criminal	2023: 8.6%	2024: 8.3%
		Traffic	9,781	78%	32.4% ▲	+2,395	Traffic	77.5%	78.4%
2024 		Civil	1,020	8%	39.3% ▲	+288	Civil	7.7%	8.2%
2023 		Civil Commitments	639	5%	6.1% ▲	+37	Civil Commitments	6.3%	5.1%
		GRAND TOTAL	12,482	100%	30.9% ▲	+2,946	GRAND TOTAL	100%	100%

Filings by Division & Code

Division	Case Type Description	Code	Summary	Change	% Change	Absolute Change
Criminal	Misdemeanor	M	610	▲	+20.3%	+103
	Felony	F	266	▲	+40.0%	+76
	Capias	CA	109	▲	+21.1%	+19
	Show Cause	SC	36	▲	+111.8%	+19
	Civil Violation	CV	21	▲	+75.0%	+9
	Total			1,042	▲	27.7%
Traffic	Infraction	I	7,158	▲	+25.2%	+1,443
	Misdemeanor	M	2,509	▲	+59.5%	+936
	Capias	CA	60	▼	-9.1%	-6
	Show Cause	SC	34	▲	+30.8%	+8
	Felony	F	11	▲	+120.0%	+6
	Civil Violation	CV	9	▲	+800.0%	+8
Total			9,781	▲	32.4%	+2,395
Civil	Warrant in Debt	WD	393	▲	+39.4%	+111
	Garnishment	GA	322	▲	+78.9%	+142
	Other	OT	97	▲	+38.6%	+27
	Unlawful Detainer	UD	92	▼	-10.7%	-11
	Protective Order	PO	37	▲	+42.3%	+11
	Preliminary Protective Order	PP	34	▲	+9.7%	+3
	Admin License	AL	22	▲	+100.0%	+11
	Detinue	DT	6	▼	-33.3%	-3
	Abstract	AJ	4	▲	+100.0%	+2
	Show Cause	SC	4	▲	+300.0%	+3
	Impoundment	IM	3	▼	-70.0%	-7
	Bond Forfeiture	BF	2	▲	-	+2
	Restricted Operators License	RL	2	▲	+100.0%	+1
	Overweight	OC	1	▲	-	+1
	Petition-Restore Arms	PR	1	▼	-75.0%	-3
	Interrogatory	IN	0	▼	-100.0%	-2
Total			1,020	▲	39.3%	+288
Civil Commitments	Mental Commitment	MC	519	▲	+11.4%	+53
	Temporary Detention Order	TD	43	▼	-12.2%	-6
	Emergency Custody Order	EC	39	▲	+18.2%	+6
	Other	OT	36	▼	-32.1%	-17
	Medical Emergency Temporary Detention Order	MT	2	▲	-	+2
	Petition	PT	0	▼	-100.0%	-1
Total			639	▲	6.1%	+37
GRAND TOTAL			12,482	▲	30.9%	+2,946

Filings by Major Case Category**

Category	Summary	Change	% Change	Absolute Change
Felony	277	▲	+42.1%	+82
Garnishment	322	▼	+76.9%	+140
General Civil	402	▼	+34.9%	+104
Infraction/Civil Violation	7,189	▲	+25.5%	+1,461
Involuntary Civil Commitments	36	▼	-33.3%	-18
Landlord /Tenant	92	▼	-10.7%	-11
Misdemeanor	3,121	▲	+50.0%	+1,040

* Compared to same time period as previous year

** Case Type Categories are defined in the 2017 Virginia Judicial Workload Assessment

CPSS - GCMS CASELOAD STATISTICS OF THE GENERAL DISTRICT COURTS

January 2024 thru June 2024 Filings (Compared to January 2023 thru June 2023)

Other	972	▲	+16.0%	+134
Protective Orders	71	▲	+24.6%	+14
GRAND TOTAL	12,482	▲	30.9%	+2,946

* Compared to same time period as previous year



** Case Type Categories are defined in the 2017 Virginia Judicial Workload Assessment
Source: SCV-SQL-Information

CPSS - GCMS CASELOAD STATISTICS OF THE GENERAL DISTRICT COURTS

January 2024 thru June 2024 Filings (Compared to January 2023 thru June 2023)

Washington

District: 28 FIPS: 191

2024 Overall GRAND TOTAL		Distribution of Caseload			Change*		Percentage (%) of Caseload		
10,647	-1,047	Criminal	1,372	13%	6.9% ▲	+89	Criminal	2023	2024
		Traffic	7,826	74%	-14.5% ▼	-1,329	Traffic	11.0%	12.9%
2024 		Civil	1,292	12%	19.7% ▲	+213	Civil	78.3%	73.5%
2023 		Civil Commitments	157	1%	-11.3% ▼	-20	Civil Commitments	9.2%	12.1%
		GRAND TOTAL	10,647	100%	-9.0% ▼	-1,047	GRAND TOTAL	1.5%	1.5%
							GRAND TOTAL	100%	100%

Filings by Division & Code

Division	Case Type Description	Code	Summary	Change	% Change	Absolute Change
Criminal	Misdemeanor	M	743	▲	+15.6%	+100
	Felony	F	431	▲	+2.4%	+10
	Capias	CA	125	▼	-10.7%	-15
	Show Cause	SC	59	▼	-4.8%	-3
	Civil Violation	CV	14	▼	-17.6%	-3
	Total			1,372	▲	6.9%
Traffic	Infraction	I	6,940	▼	-14.5%	-1,178
	Misdemeanor	M	848	▼	-16.2%	-164
	Felony	F	14	↔		-
	Capias	CA	12	▲	+140.0%	+7
	Show Cause	SC	12	▲	+300.0%	+9
	Civil Violation	CV	0	▼	-100.0%	-3
	Total			7,826	▼	-14.5%
Civil	Warrant in Debt	WD	551	▲	+33.1%	+137
	Garnishment	GA	426	▲	+29.9%	+98
	Unlawful Detainer	UD	109	▼	-10.7%	-13
	Other	OT	85	▲	+1.2%	+1
	Preliminary Protective Order	PP	33	▼	-19.5%	-8
	Protective Order	PO	31	▼	-13.9%	-5
	Admin License	AL	20	▲	+11.1%	+2
	Impoundment	IM	15	▲	+275.0%	+11
	Abstract	AJ	9	↔		-
	Detinue	DT	8	▼	-20.0%	-2
	Petition-Restore Arms	PR	2	▲	+100.0%	+1
	Bond Forfeiture	BF	1	▼	-80.0%	-4
	Overweight	OC	1	▼	-50.0%	-1
	Tenants Assertion	TA	1	▲	-	+1
	Interrogatory	IN	0	▼	-100.0%	-2
	Motion for Judgment	MJ	0	▼	-100.0%	-1
Show Cause	SC	0	▼	-100.0%	-2	
Total			1,292	▲	19.7%	+213
Civil Commitments	Temporary Detention Order	TD	84	▼	-8.7%	-8
	Emergency Custody Order	EC	73	▼	-14.1%	-12
	Total		157	▼	-11.3%	-20
GRAND TOTAL			10,647	▼	-9.0%	-1,047

Filings by Major Case Category**

Category	Summary	Change	% Change	Absolute Change
Felony	445	▲	+2.3%	+10
Garnishment	426	▼	+29.1%	+96
General Civil	566	▲	+32.9%	+140
Infraction/Civil Violation	6,955	▼	-14.6%	-1,185
Landlord /Tenant	110	▲	-9.8%	-12
Misdemeanor	1,591	▼	-3.9%	-64
Other	490	▲	-3.7%	-19
Protective Orders	64	▼	-16.9%	-13
GRAND TOTAL	10,647	▼	-9.0%	-1,047

* Compared to same time period as previous year



** Case Type Categories are defined in the 2017 Virginia Judicial Workload Assessment

* Compared to same time period as previous year

** Case Type Categories are defined in the 2017 Virginia Judicial Workload Assessment
Source: SCV-SQL-Information

CPSS - GCMS CASELOAD STATISTICS OF THE GENERAL DISTRICT COURTS

January 2024 thru June 2024 Filings (Compared to January 2023 thru June 2023)

2024 Overall GRAND TOTAL		Distribution of Caseload			Change*		Percentage (%) of Caseload		
3,113	+783	Criminal	581	19%	25.5% ▲	+118	Criminal	2023	2024
		Traffic	1,716	55%	53.6% ▲	+599	Traffic	19.9%	18.7%
		Civil	801	26%	12.8% ▲	+91	Civil	47.9%	55.1%
		Civil Commitments	15	0%	-62.5% ▼	-25	Civil Commitments	30.5%	25.7%
		GRAND TOTAL	3,113	100%	33.6% ▲	+783	GRAND TOTAL	1.7%	0.5%
							GRAND TOTAL	100%	100%

Filings by Division & Code

Division	Case Type Description	Code	Summary	Change	% Change	Absolute Change
Criminal	Misdemeanor	M	318	▲	+20.0%	+53
	Show Cause	SC	130	▲	+983.3%	+118
	Felony	F	66	▼	-42.6%	-49
	Capias	CA	61	▲	+8.9%	+5
	Civil Violation	CV	6	▼	-60.0%	-9
	Total			581	▲	25.5%
Traffic	Infraction	I	977	▲	+8.4%	+76
	Show Cause	SC	457	▲	+45,600.0%	+456
	Misdemeanor	M	212	▲	+12.8%	+24
	Capias	CA	66	▲	+187.0%	+43
	Felony	F	3	↔	-	-
	Civil Violation	CV	1	▲	-	+1
	Restricted Operators License	RL	0	▼	-100.0%	-1
	Total			1,716	▲	53.6%
Civil	Warrant in Debt	WD	498	▲	+11.7%	+52
	Garnishment	GA	160	▲	+11.9%	+17
	Other	OT	57	▲	+50.0%	+19
	Preliminary Protective Order	PP	27	▲	+22.7%	+5
	Protective Order	PO	17	▼	-19.0%	-4
	Bond Forfeiture	BF	10	▲	+25.0%	+2
	Detinue	DT	6	▲	-	+6
	Impoundment	IM	6	▼	-14.3%	-1
	Unlawful Detainer	UD	6	▼	-53.8%	-7
	Abstract	AJ	5	▲	+150.0%	+3
	Overweight	OC	3	▲	+200.0%	+2
	Admin License	AL	2	▼	-33.3%	-1
	Motion for Judgment	MJ	2	▲	-	+2
	Show Cause	SC	1	▼	-83.3%	-5
	Tenants Assertion	TA	1	▲	-	+1
Total			801	▲	12.8%	+91
Civil Commitments	Temporary Detention Order	TD	9	▼	-60.9%	-14
	Emergency Custody Order	EC	6	▼	-64.7%	-11
	Total			15	▼	-62.5%
GRAND TOTAL			3,113	▲	33.6%	+783

Filings by Major Case Category**



Category	Summary	Change	% Change	Absolute Change
Felony	69	▼	-41.5%	-49
Garnishment	160	▲	+11.9%	+17
General Civil	510	▲	+13.6%	+61
Infraction/Civil Violation	987	▲	+7.6%	+70
Landlord /Tenant	7	▲	-46.2%	-6
Misdemeanor	530	▼	+16.7%	+76
Other	806	▲	+317.6%	+613
Protective Orders	44	▲	+2.3%	+1
GRAND TOTAL	3,113	▲	33.6%	+783

* Compared to same time period as previous year

** Case Type Categories are defined in the 2017 Virginia Judicial Workload Assessment

* Compared to same time period as previous year

** Case Type Categories are defined in the 2017 Virginia Judicial Workload Assessment
Source: SCV-SQL-Information

2024 Overall GRAND TOTAL		Distribution of Caseload			Change*		Percentage (%) of Caseload		
1,223	-196	Criminal	400	33%	26.6% ▲	+84	Criminal	2023: 22.3%	2024: 32.7%
		Traffic	393	32%	-44.9% ▼	-320	Traffic	50.2%	32.1%
		Civil	339	28%	13.0% ▲	+39	Civil	21.1%	27.7%
		Civil Commitments	91	7%	1.1% ▲	+1	Civil Commitments	6.3%	7.4%
		GRAND TOTAL	1,223	100%	-13.8% ▼	-196	GRAND TOTAL	100%	100%

Filings by Division & Code

Division	Case Type Description	Code	Summary	Change	% Change	Absolute Change
Criminal	Misdemeanor	M	206	▲	+21.2%	+36
	Felony	F	143	▲	+41.6%	+42
	Capias	CA	41	▲	+36.7%	+11
	Show Cause	SC	5	▼	-37.5%	-3
	Civil Violation	CV	3	▼	-50.0%	-3
	Restricted Operators License	RL	2	▲	+100.0%	+1
	Total			400	▲	26.6%
Traffic	Infraction	I	306	▼	-47.5%	-277
	Misdemeanor	M	80	▼	-27.9%	-31
	Capias	CA	6	▼	-62.5%	-10
	Felony	F	1	↔		-
	Show Cause	SC	0	▼	-100.0%	-2
Total			393	▼	-44.9%	-320
Civil	Warrant in Debt	WD	161	▲	+20.1%	+27
	Garnishment	GA	102	▲	+82.1%	+46
	Unlawful Detainer	UD	19	▲	+35.7%	+5
	Other	OT	18	▼	-47.1%	-16
	Show Cause	SC	12	▲	+1,100.0%	+11
	Impoundment	IM	11	▼	-21.4%	-3
	Protective Order	PO	6	▼	-75.0%	-18
	Admin License	AL	3	▼	-40.0%	-2
	Detinue	DT	3	▼	-40.0%	-2
	Preliminary Protective Order	PP	3	▼	-76.9%	-10
	Petition-Restore Arms	PR	1	▲	-	+1
	Total			339	▲	13.0%
Civil Commitments	Mental Commitment	MC	53	▲	+26.2%	+11
	Temporary Detention Order	TD	24	▼	-20.0%	-6
	Emergency Custody Order	EC	11	▼	-35.3%	-6
	Other	OT	3	▲	+200.0%	+2
Total			91	▲	1.1%	+1
GRAND TOTAL			1,223	▼	-13.8%	-196



Filings by Major Case Category**

Category	Summary	Change	% Change	Absolute Change
Felony	144	▲	+41.2%	+42
Garnishment	102	▲	+82.1%	+46
General Civil	170	▲	+15.6%	+23
Infraction/Civil Violation	309	▼	-47.5%	-280
Involuntary Civil Commitments	3	▲	+200.0%	+2
Landlord /Tenant	19	▲	+35.7%	+5
Misdemeanor	288	▲	+2.1%	+6
Other	179	▲	-6.3%	-12
Protective Orders	9	▼	-75.7%	-28
GRAND TOTAL	1,223	▼	-13.8%	-196

* Compared to same time period as previous year

** Case Type Categories are defined in the 2017 Virginia Judicial Workload Assessment

Source: SCV-SQL-Information

2024 Overall GRAND TOTAL		Distribution of Caseload			Change*		Percentage (%) of Caseload		
3,051	-1	Criminal	651	21%	7.1% ▲	+43	Criminal	2023	2024
		Traffic	1,430	47%	-11.0% ▼	-176	Traffic	19.9%	21.3%
		Civil	800	26%	30.5% ▲	+187	Civil	52.6%	46.9%
		Civil Commitments	170	6%	-24.4% ▼	-55	Civil Commitments	20.1%	26.2%
		GRAND TOTAL	3,051	100%	0.0% ▼	-1	GRAND TOTAL	7.4%	5.6%
								100%	100%

Filings by Division & Code

Division	Case Type Description	Code	Summary	Change	% Change	Absolute Change
Criminal	Misdemeanor	M	316	▲	+20.6%	+54
	Show Cause	SC	141	▼	-10.8%	-17
	Felony	F	118	▼	-2.5%	-3
	Capias	CA	72	▲	+24.1%	+14
	Civil Violation	CV	4	▼	-55.6%	-5
	Total			651	▲	7.1%
Traffic	Infraction	I	671	▼	-19.8%	-166
	Show Cause	SC	486	▼	-9.2%	-49
	Misdemeanor	M	204	▲	+14.0%	+25
	Capias	CA	52	▲	+13.0%	+6
	Felony	F	11	▲	+83.3%	+5
	Civil Violation	CV	4	▲	+300.0%	+3
	Restricted Operators License	RL	2	↔		-
	Total			1,430	▼	-11.0%
Civil	Warrant in Debt	WD	435	▲	+46.5%	+138
	Garnishment	GA	182	▲	+42.2%	+54
	Other	OT	64	▲	+28.0%	+14
	Unlawful Detainer	UD	33	▼	-10.8%	-4
	Preliminary Protective Order	PP	32	▲	+23.1%	+6
	Bond Forfeiture	BF	29	▼	-25.6%	-10
	Admin License	AL	5	▲	+66.7%	+2
	Detinue	DT	5	↔		-
	Protective Order	PO	5	▼	-44.4%	-4
	Overweight	OC	3	▼	-25.0%	-1
	Interrogatory	IN	2	↔		-
	Petition-Restore Arms	PR	2	▲	+100.0%	+1
	Abstract	AJ	1	▼	-83.3%	-5
	Impoundment	IM	1	▼	-66.7%	-2
	Show Cause	SC	1	▼	-66.7%	-2
Total			800	▲	30.5%	+187
Civil Commitments	Mental Commitment	MC	130	▼	-29.3%	-54
	Temporary Detention Order	TD	21	▼	-16.0%	-4
	Emergency Custody Order	EC	14	▲	+27.3%	+3
	Other	OT	5	↔		-
Total			170	▼	-24.4%	-55
GRAND TOTAL			3,051	▼	0.0%	-1

Filings by Major Case Category**

Category	Summary	Change	% Change	Absolute Change
Felony	129	▲	+1.6%	+2
Garnishment	184	▲	+41.5%	+54
General Civil	448	▲	+47.4%	+144
Infraction/Civil Violation	682	▲	-19.9%	-169
Involuntary Civil Commitments	5	↔		0
Landlord /Tenant	33	▼	-10.8%	-4
Misdemeanor	522	▲	+17.8%	+79
Other	1,011	▼	-9.7%	-109

* Compared to same time period as previous year

** Case Type Categories are defined in the 2017 Virginia Judicial Workload Assessment

CPSS - GCMS CASELOAD STATISTICS OF THE GENERAL DISTRICT COURTS

January 2024 thru June 2024 Filings (Compared to January 2023 thru June 2023)



Protective Orders	37	▼	+5.7%	+2
GRAND TOTAL	3,051	▼	0.0%	-1

* Compared to same time period as previous year

** Case Type Categories are defined in the 2017 Virginia Judicial Workload Assessment
Source: SCV-SQL-Information

CPSS - GCMS CASELOAD STATISTICS OF THE GENERAL DISTRICT COURTS

January 2024 thru June 2024 Filings (Compared to January 2023 thru June 2023)

2024 Overall GRAND TOTAL		Distribution of Caseload			Change*		Percentage (%) of Caseload			
4,824	-258	Criminal	1,395	29%	-2.0%	▼	-28	Criminal	2023	2024
		Traffic	2,155	45%	-13.9%	▼	-349	Traffic	28.0%	28.9%
		Civil	1,208	25%	11.3%	▲	+123	Civil	49.3%	44.7%
		Civil Commitments	66	1%	-5.7%	▲	-4	Civil Commitments	21.3%	25.0%
		GRAND TOTAL	4,824	100%	-5.1%	▼	-258	GRAND TOTAL	1.4%	1.4%
								GRAND TOTAL	100%	100%

Filings by Division & Code

Division	Case Type Description	Code	Summary	Change	% Change	Absolute Change
Criminal	Misdemeanor	M	872	▼	-1.9%	-17
	Felony	F	303	▲	+1.3%	+4
	Capias	CA	128	▼	-11.1%	-16
	Civil Violation	CV	64	▲	+4.9%	+3
	Show Cause	SC	27	▼	-10.0%	-3
	Restricted Operators License	RL	1	▲	-	+1
	Total			1,395	▼	-2.0%
Traffic	Infraction	I	1,679	▼	-15.5%	-309
	Misdemeanor	M	432	▼	-6.9%	-32
	Capias	CA	30	▼	-14.3%	-5
	Felony	F	9	▼	-35.7%	-5
	Restricted Operators License	RL	2	▲	+100.0%	+1
	Show Cause	SC	2	↔	-	-
	Civil Violation	CV	1	▲	-	+1
Total			2,155	▼	-13.9%	-349
Civil	Warrant in Debt	WD	466	▲	+23.6%	+89
	Garnishment	GA	289	▲	+17.5%	+43
	Unlawful Detainer	UD	149	▲	+33.0%	+37
	Other	OT	104	▼	-2.8%	-3
	Bond Forfeiture	BF	45	▼	-19.6%	-11
	Detinue	DT	45	▼	-30.8%	-20
	Preliminary Protective Order	PP	44	▲	+37.5%	+12
	Protective Order	PO	26	▲	+136.4%	+15
	Impoundment	IM	20	▼	-37.5%	-12
	Admin License	AL	9	▼	-40.0%	-6
	Abstract	AJ	4	▼	-55.6%	-5
	Interrogatory	IN	3	▼	-66.7%	-6
	Counter Claim	CC	1	▲	-	+1
	Motion for Judgment	MJ	1	▼	-80.0%	-4
	Petition-Restore Arms	PR	1	↔	-	-
Show Cause	SC	1	▼	-85.7%	-6	
Tenants Assertion	TA	0	▼	-100.0%	-1	
Total			1,208	▲	11.3%	+123
Civil Commitments	Temporary Detention Order	TD	39	▼	-20.4%	-10
	Emergency Custody Order	EC	26	▲	+44.4%	+8
	Mental Commitment	MC	1	▼	-66.7%	-2
Total			66	▼	-5.7%	-4
GRAND TOTAL			4,824	▼	-5.1%	-258

Filings by Major Case Category**

Category	Summary	Change	% Change	Absolute Change
Felony	312	▼	-0.3%	-1
Garnishment	292	▼	+14.5%	+37
General Civil	521	▼	+13.8%	+63
Infraction/Civil Violation	1,744	▲	-14.9%	-305
Landlord /Tenant	149	▼	+31.9%	+36
Misdemeanor	1,307	▲	-3.5%	-47
Other	429	▲	-13.7%	-68

* Compared to same time period as previous year

** Case Type Categories are defined in the 2017 Virginia Judicial Workload Assessment

CPSS - GCMS CASELOAD STATISTICS OF THE GENERAL DISTRICT COURTS

January 2024 thru June 2024 Filings (Compared to January 2023 thru June 2023)

Protective Orders	70	▲	+62.8%	+27
GRAND TOTAL	4,824	▼	-5.1%	-258

* Compared to same time period as previous year

** Case Type Categories are defined in the 2017 Virginia Judicial Workload Assessment
Source: SCV-SQL-Information

CPSS - GCMS CASELOAD STATISTICS OF THE GENERAL DISTRICT COURTS

January 2024 thru June 2024 Filings (Compared to January 2023 thru June 2023)

2024 Overall GRAND TOTAL		Distribution of Caseload			Change*		Percentage (%) of Caseload			
2024	2,737	Criminal	482	18%	-15.4%	▼	-88	Criminal	2023	2024
		Traffic	1,709	62%	11.5%	▲	+176	Traffic	61.6%	62.4%
2023	+249	Civil	519	19%	44.6%	▲	+160	Civil	14.4%	19.0%
		Civil Commitments	27	1%	3.8%	▲	+1	Civil Commitments	1.0%	1.0%
		GRAND TOTAL	2,737	100%	10.0%	▲	+249	GRAND TOTAL	100%	100%

Filings by Division & Code

Division	Case Type Description	Code	Summary	Change	% Change	Absolute Change
Criminal	Misdemeanor	M	274	▼	-11.3%	-35
	Felony	F	134	▼	-18.3%	-30
	Capias	CA	39	▼	-29.1%	-16
	Show Cause	SC	26	▼	-18.8%	-6
	Civil Violation	CV	8	▼	-20.0%	-2
	Restricted Operators License	RL	1	▲	-	+1
	Total			482	▼	-15.4%
Traffic	Infraction	I	1,404	▲	+11.3%	+142
	Misdemeanor	M	269	▲	+15.0%	+35
	Show Cause	SC	17	▲	+70.0%	+7
	Capias	CA	13	▼	-31.6%	-6
	Felony	F	3	▼	-62.5%	-5
	Restricted Operators License	RL	2	▲	-	+2
	Civil Violation	CV	1	▲	-	+1
Total			1,709	▲	11.5%	+176
Civil	Warrant in Debt	WD	195	▲	+48.9%	+64
	Garnishment	GA	123	▲	+50.0%	+41
	Other	OT	71	▲	+86.8%	+33
	Unlawful Detainer	UD	45	▲	+7.1%	+3
	Preliminary Protective Order	PP	38	▲	+137.5%	+22
	Protective Order	PO	27	▲	+58.8%	+10
	Detinue	DT	5	↔	-	-
	Show Cause	SC	4	▼	-42.9%	-3
	Impoundment	IM	3	↔	-	-
	Admin License	AL	2	▲	+100.0%	+1
	Interrogatory	IN	2	▲	-	+2
	Overweight	OC	2	▼	-80.0%	-8
	Motion for Judgment	MJ	1	▼	-66.7%	-2
	Restricted Operators License	RL	1	▲	-	+1
	Abstract	AJ	0	▼	-100.0%	-3
Capias	CA	0	▼	-100.0%	-1	
Total			519	▲	44.6%	+160
Civil Commitments	Emergency Custody Order	EC	17	▲	+13.3%	+2
	Temporary Detention Order	TD	10	▼	-9.1%	-1
Total			27	▲	3.8%	+1
GRAND TOTAL			2,737	▲	10.0%	+249

Filings by Major Case Category**

Category	Summary	Change	% Change	Absolute Change
Felony	137	▼	-20.3%	-35
Garnishment	125	▲	+52.4%	+43
General Civil	205	▼	+42.4%	+61
Infraction/Civil Violation	1,415	▲	+10.4%	+133
Landlord /Tenant	45	▲	+7.1%	+3
Misdemeanor	547	▲	+0.7%	+4
Other	198	▼	+4.2%	+8
Protective Orders	65	▲	+97.0%	+32

* Compared to same time period as previous year

** Case Type Categories are defined in the 2017 Virginia Judicial Workload Assessment

CPSS - GCMS CASELOAD STATISTICS OF THE GENERAL DISTRICT COURTS

January 2024 thru June 2024 Filings (Compared to January 2023 thru June 2023)

<i>GRAND TOTAL</i>	2,737	▲	10.0%	+249
---------------------------	--------------	---	-------	------

* Compared to same time period as previous year



** Case Type Categories are defined in the 2017 Virginia Judicial Workload Assessment
Source: SCV-SQL-Information

CPSS - GCMS CASELOAD STATISTICS OF THE GENERAL DISTRICT COURTS

January 2024 thru June 2024 Filings (Compared to January 2023 thru June 2023)

Scott

District: 30 FIPS: 169

2024 Overall GRAND TOTAL		Distribution of Caseload			Change*		Percentage (%) of Caseload		
3,645	-244	Criminal	676	19%	-3.7% ▼	-26	Criminal	2023	2024
		Traffic	2,557	70%	-10.8% ▼	-310	Traffic	18.1%	18.5%
		Civil	390	11%	26.2% ▲	+81	Civil	73.7%	70.2%
		Civil Commitments	22	1%	100.0% ▲	+11	Civil Commitments	7.9%	10.7%
		GRAND TOTAL	3,645	100%	-6.3% ▼	-244	GRAND TOTAL	0.3%	0.6%
							GRAND TOTAL	100%	100%

Filings by Division & Code

Division	Case Type Description	Code	Summary	Change	% Change	Absolute Change
Criminal	Misdemeanor	M	397	▲	+2.8%	+11
	Felony	F	215	▲	+1.4%	+3
	Capias	CA	26	▼	-46.9%	-23
	Civil Violation	CV	22	▲	+22.2%	+4
	Show Cause	SC	16	▼	-54.3%	-19
	Restricted Operators License	RL	0	▼	-100.0%	-2
	Total			676	▼	-3.7%
Traffic	Infraction	I	2,098	▼	-8.1%	-186
	Misdemeanor	M	430	▼	-17.6%	-92
	Show Cause	SC	13	▼	-31.6%	-6
	Capias	CA	10	▼	-56.5%	-13
	Felony	F	5	▼	-61.5%	-8
	Civil Violation	CV	1	▼	-83.3%	-5
	Total			2,557	▼	-10.8%
Civil	Garnishment	GA	156	▲	+90.2%	+74
	Warrant in Debt	WD	151	▲	+32.5%	+37
	Other	OT	20	▼	-41.2%	-14
	Unlawful Detainer	UD	20	▼	-33.3%	-10
	Preliminary Protective Order	PP	16	▼	-5.9%	-1
	Detinue	DT	8	▲	-	+8
	Admin License	AL	7	▲	+75.0%	+3
	Protective Order	PO	5	▼	-44.4%	-4
	Restricted Operators License	RL	3	▼	-40.0%	-2
	Abstract	AJ	2	▲	-	+2
	Impoundment	IM	1	▼	-80.0%	-4
	Overweight	OC	1	▼	-50.0%	-1
	Emergency Substantial Risk Order	SR	0	▼	-100.0%	-1
	Interrogatory	IN	0	▼	-100.0%	-4
	Show Cause	SC	0	▼	-100.0%	-2
Total			390	▲	26.2%	+81
Civil Commitments	Emergency Custody Order	EC	11	▲	+57.1%	+4
	Temporary Detention Order	TD	10	▲	+150.0%	+6
	Mental Commitment	MC	1	▲	-	+1
	Total			22	▲	100.0%
GRAND TOTAL			3,645	▼	-6.3%	-244

Filings by Major Case Category**

Category	Summary	Change	% Change	Absolute Change
Felony	220	▼	-2.2%	-5
Garnishment	156	▼	+81.4%	+70
General Civil	160	▲	+35.6%	+42
Infraction/Civil Violation	2,122	▼	-8.1%	-188
Landlord /Tenant	20	▼	-33.3%	-10
Misdemeanor	830	▼	-9.3%	-85
New to Workload Study	0	▼	-100.0%	-1
Other	116	▲	-34.8%	-62
Protective Orders	21	▼	-19.2%	-5

* Compared to same time period as previous year

** Case Type Categories are defined in the 2017 Virginia Judicial Workload Assessment

CPSS - GCMS CASELOAD STATISTICS OF THE GENERAL DISTRICT COURTS

January 2024 thru June 2024 Filings (Compared to January 2023 thru June 2023)



<i>GRAND TOTAL</i>	3,645	▼	-6.3%	-244
---------------------------	--------------	---	-------	------

* Compared to same time period as previous year

** Case Type Categories are defined in the 2017 Virginia Judicial Workload Assessment
Source: SCV-SQL-Information

CPSS - GCMS CASELOAD STATISTICS OF THE GENERAL DISTRICT COURTS

January 2024 thru June 2024 Filings (Compared to January 2023 thru June 2023)

2024 Overall GRAND TOTAL		Distribution of Caseload			Change*		Percentage (%) of Caseload		
5,891	+288	Criminal	1,474	25%	-4.8% ▼	-74	Criminal	2023	2024
		Traffic	3,068	52%	9.3% ▲	+261	Traffic	27.6%	25.0%
		Civil	1,296	22%	9.5% ▲	+112	Civil	50.1%	52.1%
		Civil Commitments	53	1%	-17.2% ▼	-11	Civil Commitments	21.1%	22.0%
		GRAND TOTAL	5,891	100%	5.1% ▲	+288	GRAND TOTAL	100%	100%

Filings by Division & Code

Division	Case Type Description	Code	Summary	Change	% Change	Absolute Change
Criminal	Misdemeanor	M	966	▲	+7.9%	+71
	Felony	F	199	▼	-39.1%	-128
	Capias	CA	193	▼	-7.7%	-16
	Show Cause	SC	109	▲	+6.9%	+7
	Civil Violation	CV	7	▼	-53.3%	-8
	Total			1,474	▼	-4.8%
Traffic	Infraction	I	2,246	▲	+11.4%	+229
	Misdemeanor	M	736	▲	+3.8%	+27
	Capias	CA	38	▲	+15.2%	+5
	Show Cause	SC	38	▼	-5.0%	-2
	Felony	F	9	▲	+12.5%	+1
	Civil Violation	CV	1	▲	-	+1
	Total			3,068	▲	9.3%
Civil	Warrant in Debt	WD	468	▲	+31.8%	+113
	Garnishment	GA	360	▲	+20.0%	+60
	Unlawful Detainer	UD	154	▼	-8.3%	-14
	Other	OT	149	▼	-14.4%	-25
	Preliminary Protective Order	PP	57	▲	+9.6%	+5
	Protective Order	PO	47	▲	+95.8%	+23
	Admin License	AL	16	▲	+45.5%	+5
	Show Cause	SC	10	▼	-52.4%	-11
	Detinue	DT	8	▼	-60.0%	-12
	Impoundment	IM	8	▼	-60.0%	-12
	Bond Forfeiture	BF	6	▼	-62.5%	-10
	Interrogatory	IN	3	▲	-	+3
	Tenants Assertion	TA	3	▲	+200.0%	+2
	Motion for Judgment	MJ	2	↔	-	-
	Overweight	OC	2	▼	-50.0%	-2
	Restricted Operators License	RL	2	▼	-50.0%	-2
	Counter Claim	CC	1	▲	-	+1
	Capias	CA	0	▼	-100.0%	-11
	Petition-Restore Arms	PR	0	▼	-100.0%	-1
Total			1,296	▲	9.5%	+112
Civil Commitments	Emergency Custody Order	EC	30	▲	+11.1%	+3
	Temporary Detention Order	TD	22	▼	-4.3%	-1
	Other	OT	1	▲	-	+1
	Mental Commitment	MC	0	▼	-100.0%	-13
	Petition	PT	0	▼	-100.0%	-1
Total			53	▼	-17.2%	-11
GRAND TOTAL			5,891	▲	5.1%	+288

Filings by Major Case Category**

Category	Summary	Change	% Change	Absolute Change
Felony	208	▼	-37.9%	-127
Garnishment	363	▲	+21.0%	+63
General Civil	502	▼	+19.0%	+80
Infraction/Civil Violation	2,256	▲	+10.8%	+220
Involuntary Civil Commitments	1	▲	-	0

* Compared to same time period as previous year

** Case Type Categories are defined in the 2017 Virginia Judicial Workload Assessment

CPSS - GCMS CASELOAD STATISTICS OF THE GENERAL DISTRICT COURTS

January 2024 thru June 2024 Filings (Compared to January 2023 thru June 2023)



Wise

District: 30 FIPS: 195

Landlord /Tenant	157	▲	-7.1%	-12
Misdemeanor	1,704	▼	+6.0%	+96
Other	596	▲	-9.1%	-60
Protective Orders	104	▲	+36.8%	+28
GRAND TOTAL	5,891	▲	5.1%	+288

* Compared to same time period as previous year

** Case Type Categories are defined in the 2017 Virginia Judicial Workload Assessment
Source: SCV-SQL-Information

2024 Overall GRAND TOTAL		Distribution of Caseload			Change*		Percentage (%) of Caseload		
61,034	+8,120	Criminal	9,351	15%	8.4% ▲	+726	Criminal	2023 16.3%	2024 15.3%
		Traffic	36,577	60%	18.1% ▲	+5,602	Traffic	58.5%	59.9%
2024 		Civil	14,578	24%	13.7% ▲	+1,762	Civil	24.2%	23.9%
2023 		Civil Commitments	528	1%	6.0% ▲	+30	Civil Commitments	0.9%	0.9%
		GRAND TOTAL	61,034	100%	15.3% ▲	+8,120	GRAND TOTAL	100%	100%

Filings by Division & Code

Division	Case Type Description	Code	Summary	Change	% Change	Absolute Change
Criminal	Misdemeanor	M	4,694	▲	+3.9%	+176
	Felony	F	2,196	▼	-3.4%	-78
	Capias	CA	1,718	▲	+42.1%	+509
	Show Cause	SC	438	▲	+19.0%	+70
	Civil Violation	CV	305	▲	+19.1%	+49
	Total			9,351	▲	8.4%
Traffic	Infraction	I	30,329	▲	+20.5%	+5,165
	Misdemeanor	M	5,871	▲	+7.0%	+385
	Felony	F	115	▲	+21.1%	+20
	Civil Violation	CV	98	▲	+88.5%	+46
	Capias	CA	83	▲	+5.1%	+4
	Other	O	42	▼	-23.6%	-13
	Show Cause	SC	24	▼	-20.0%	-6
	Restricted Operators License	RL	15	▲	+7.1%	+1
	Total			36,577	▲	18.1%
Civil	Warrant in Debt	WD	6,222	▲	+30.7%	+1,460
	Garnishment	GA	3,532	▼	-1.5%	-52
	Unlawful Detainer	UD	2,535	▲	+11.6%	+264
	Admin License	AL	481	▲	+1.5%	+7
	Other	OT	350	▲	+11.5%	+36
	Zoning Violation	ZO	291	▼	-18.5%	-66
	Show Cause	SC	245	▲	+21.3%	+43
	Preliminary Protective Order	PP	228	▲	+8.1%	+17
	Protective Order	PO	193	▲	+22.9%	+36
	Interrogatory	IN	167	▲	+12.8%	+19
	Abstract	AJ	145	▲	+12.4%	+16
	Impoundment	IM	79	▼	-2.5%	-2
	Detinue	DT	21	▼	-41.7%	-15
	Overweight	OC	21	↔		-
	Counter Claim	CC	18	▲	+38.5%	+5
	Tenants Assertion	TA	18	▲	+50.0%	+6
	Motion for Judgment	MJ	10	▼	-56.5%	-13
	Motor Carrier	MC	8	▲	-	+8
	Capias	CA	6	▼	-33.3%	-3
	Bond Forfeiture	BF	3	↔		-
	Petition-Restore Arms	PR	2	▼	-50.0%	-2
Third Party Claim	TH	2	▲	+100.0%	+1	
Restricted Operators License	RL	1	▼	-75.0%	-3	
Total			14,578	▲	13.7%	+1,762
Civil Commitments	Temporary Detention Order	TD	250	▲	+9.2%	+21
	Mental Commitment	MC	207	▲	+20.3%	+35
	Emergency Custody Order	EC	58	▼	-30.1%	-25
	Petition	PT	11	▲	+450.0%	+9
	Medical Emergency Custody Order	ME	1	▼	-80.0%	-4
	Medical Emergency Temporary Detention Order	MT	1	▼	-80.0%	-4
	Other	OT	0	▼	-100.0%	-2
Total			528	▲	6.0%	+30
GRAND TOTAL			61,034	▲	15.3%	+8,120

* Compared to same time period as previous year

** Case Type Categories are defined in the 2017 Virginia Judicial Workload Assessment

Filings by Major Case Category**

Category	Summary	Change	% Change	Absolute Change
Felony	2,311	▲	-2.4%	-58
Garnishment	3,699	▲	-0.9%	-33
General Civil	6,463	▼	+29.4%	+1,467
Infraction/Civil Violation	30,803	▲	+20.6%	+5,255
Involuntary Civil Commitments	11	▲	+175.0%	+7
Landlord /Tenant	2,553	▲	+11.8%	+270
Misdemeanor	10,872	▼	+4.7%	+493
Other	3,901	▲	+20.6%	+666
Protective Orders	421	▲	+14.4%	+53
GRAND TOTAL	61,034	▲	15.3%	+8,120

* Compared to same time period as previous year

** Case Type Categories are defined in the 2017 Virginia Judicial Workload Assessment
 Source: SCV-SQL-Information

CPSS - GCMS CASELOAD STATISTICS OF THE GENERAL DISTRICT COURTS

January 2024 thru June 2024 Filings (Compared to January 2023 thru June 2023)

2024 Overall GRAND TOTAL		Distribution of Caseload			Change*		Percentage (%) of Caseload		
7,403	+1,265	Criminal	604	8%	22.5% ▲	+111	Criminal	2023 8.0%	2024 8.2%
		Traffic	5,357	72%	31.1% ▲	+1,271	Traffic	66.6%	72.4%
2024		Civil	1,388	19%	-8.8% ▼	-134	Civil	24.8%	18.7%
2023		Civil Commitments	54	1%	45.9% ▲	+17	Civil Commitments	0.6%	0.7%
		GRAND TOTAL	7,403	100%	20.6% ▲	+1,265	GRAND TOTAL	100%	100%

Filings by Division & Code

Division	Case Type Description	Code	Summary	Change	% Change	Absolute Change
Criminal	Misdemeanor	M	419	▲	+36.9%	+113
	Felony	F	126	▲	+5.9%	+7
	Show Cause	SC	32	▲	+6.7%	+2
	Capias	CA	17	▼	-34.6%	-9
	Civil Violation	CV	10	▼	-16.7%	-2
	Total			604	▲	22.5%
Traffic	Infraction	I	4,020	▲	+26.4%	+839
	Misdemeanor	M	1,285	▲	+49.9%	+428
	Capias	CA	22	▼	-15.4%	-4
	Felony	F	16	▲	+33.3%	+4
	Show Cause	SC	13	▲	+30.0%	+3
	Civil Violation	CV	1	▲	-	+1
	Total			5,357	▲	31.1%
Civil	Garnishment	GA	568	▲	+5.2%	+28
	Warrant in Debt	WD	544	▼	-13.1%	-82
	Unlawful Detainer	UD	96	▼	-15.0%	-17
	Other	OT	54	▲	-16.9%	-11
	Detinue	DT	33	▼	-23.3%	-10
	Preliminary Protective Order	PP	22	▼	-12.0%	-3
	Protective Order	PO	21	▼	-38.2%	-13
	Admin License	AL	13	▼	-13.3%	-2
	Abstract	AJ	11	▼	-26.7%	-4
	Impoundment	IM	11	▲	+120.0%	+6
	Overweight	OC	5	▼	-83.9%	-26
	Counter Claim	CC	3	↔	-	-
	Motion for Judgment	MJ	2	▲	-	+2
	Tenants Assertion	TA	2	↔	-	-
	Capias	CA	1	▲	-	+1
	Interrogatory	IN	1	▼	-50.0%	-1
	Restricted Operators License	RL	1	▼	-50.0%	-1
	Show Cause	SC	0	▼	-100.0%	-1
	Total			1,388	▼	-8.8%
Civil Commitments	Temporary Detention Order	TD	40	▲	+25.0%	+8
	Emergency Custody Order	EC	13	▲	+225.0%	+9
	Medical Emergency Temporary Detention Order	MT	1	▲	-	+1
	Mental Commitment	MC	0	▼	-100.0%	-1
Total			54	▲	45.9%	+17
GRAND TOTAL			7,403	▲	20.6%	+1,265

Filings by Major Case Category**

Category	Summary	Change	% Change	Absolute Change
Felony	142	▲	+8.4%	+11
Garnishment	569	▼	+5.0%	+27
General Civil	586	▲	-13.1%	-88
Infraction/Civil Violation	4,036	▲	+25.2%	+812
Landlord /Tenant	98	▼	-14.8%	-17
Misdemeanor	1,705	▲	+46.4%	+540
Other	224	▲	-1.8%	-4

* Compared to same time period as previous year

** Case Type Categories are defined in the 2017 Virginia Judicial Workload Assessment



CPSS - GCMS CASELOAD STATISTICS OF THE GENERAL DISTRICT COURTS

January 2024 thru June 2024 Filings (Compared to January 2023 thru June 2023)

Protective Orders	43	▼	-27.1%	-16
GRAND TOTAL	7,403	▲	20.6%	+1,265

* Compared to same time period as previous year

** Case Type Categories are defined in the 2017 Virginia Judicial Workload Assessment
Source: SCV-SQL-Information

2024 Overall GRAND TOTAL	Distribution of Caseload			Change*		Percentage (%) of Caseload		
14,173 +1,214	Criminal	282	2%	-12.7% ▼	-41	Criminal	2023 2.5%	2024 2.0%
 2024	Traffic	13,444	95%	10.6% ▲	+1,293	Traffic	93.8%	94.9%
 2023	Civil	438	3%	-6.2% ▼	-29	Civil	3.6%	3.1%
	Civil Commitments	9	0%	-50.0% ▼	-9	Civil Commitments	0.1%	0.1%
	GRAND TOTAL	14,173	100%	9.4% ▲	+1,214	GRAND TOTAL	100%	100%

Filings by Division & Code

Division	Case Type Description	Code	Summary	Change	% Change	Absolute Change
Criminal	Misdemeanor	M	181	▼	-8.6%	-17
	Felony	F	64	▼	-12.3%	-9
	Show Cause	SC	21	▼	-32.3%	-10
	Capias	CA	8	▼	-55.6%	-10
	Civil Violation	CV	8	▲	+166.7%	+5
	Total			282	▼	-12.7%
Traffic	Infraction	I	11,327	▲	+11.8%	+1,200
	Misdemeanor	M	2,059	▲	+4.1%	+82
	Capias	CA	41	▲	+13.9%	+5
	Show Cause	SC	13	▲	+62.5%	+5
	Felony	F	4	▲	+33.3%	+1
	Total			13,444	▲	10.6%
Civil	Warrant in Debt	WD	173	▼	-7.5%	-14
	Garnishment	GA	147	▼	-7.5%	-12
	Unlawful Detainer	UD	50	▲	+35.1%	+13
	Other	OT	27	▼	-32.5%	-13
	Admin License	AL	11	↔		-
	Preliminary Protective Order	PP	10	▲	+233.3%	+7
	Protective Order	PO	7	▲	+133.3%	+4
	Detinue	DT	6	▲	+20.0%	+1
	Impoundment	IM	4	▼	-33.3%	-2
	Abstract	AJ	3	▼	-70.0%	-7
	Interrogatory	IN	0	▼	-100.0%	-4
	Overweight	OC	0	▼	-100.0%	-1
	Show Cause	SC	0	▼	-100.0%	-1
	Total			438	▼	-6.2%
Civil Commitments	Temporary Detention Order	TD	6	▼	-50.0%	-6
	Emergency Custody Order	EC	3	▼	-40.0%	-2
	Other	OT	0	▼	-100.0%	-1
	Total			9	▼	-50.0%
GRAND TOTAL			14,173	▲	9.4%	+1,214

Filings by Major Case Category**

Category	Summary	Change	% Change	Absolute Change
Felony	68	▲	-10.5%	-8
Garnishment	147	▼	-9.8%	-16
General Civil	181	▼	-7.7%	-15
Infraction/Civil Violation	11,335	▲	+11.9%	+1,204
Involuntary Civil Commitments	0	▼	-100.0%	-1
Landlord /Tenant	50	▲	+35.1%	+13
Misdemeanor	2,240	▼	+3.0%	+65
Other	135	▼	-22.4%	-39
Protective Orders	17	▲	+183.3%	+11
GRAND TOTAL	14,173	▲	9.4%	+1,214

* Compared to same time period as previous year

** Case Type Categories are defined in the 2017 Virginia Judicial Workload Assessment
 Source: SCV-SQL-Information