



CPSS - GCMS CASELOAD STATISTICS OF THE GENERAL DISTRICT COURTS

January 2024 thru May 2024 Filings (Compared to January 2023 thru May 2023)

2024 Overall GRAND TOTAL		Distribution of Caseload			Change*		Percentage (%) of Caseload		
982,836	+69,510	Criminal	131,214	13%	7.5% ▲	+9,099	Criminal	2023: 13.4%	2024: 13.4%
		Traffic	561,268	57%	8.3% ▲	+43,171	Traffic	56.7%	57.1%
2024 		Civil	269,089	27%	6.3% ▲	+15,943	Civil	27.7%	27.4%
2023 		Civil Commitments	21,265	2%	6.5% ▲	+1,297	Civil Commitments	2.2%	2.2%
		GRAND TOTAL	982,836	100%	7.6% ▲	+69,510	GRAND TOTAL	100%	100%

Filings by Division & Code

Division	Case Type Description	Code	Summary	Change	% Change	Absolute Change
Criminal	Misdemeanor	M	75,216	▲	+10.6%	+7,212
	Felony	F	35,730	▲	+1.7%	+589
	Capias	CA	11,323	▲	+11.5%	+1,169
	Show Cause	SC	5,613	▲	+0.1%	+5
	Civil Violation	CV	3,217	▲	+4.4%	+136
	Motion	MO	72	▼	-4.0%	-3
	Restricted Operators License	RL	43	▼	-17.3%	-9
	Total			131,214	▲	7.5%
Traffic	Infraction	I	442,977	▲	+8.8%	+35,986
	Misdemeanor	M	105,363	▲	+6.9%	+6,760
	Capias	CA	4,020	▲	+1.3%	+52
	Show Cause	SC	3,208	▲	+13.3%	+376
	Civil Violation	CV	1,853	▲	+29.0%	+417
	Felony	F	1,736	▲	+7.4%	+119
	Other	O	1,672	▼	-20.3%	-425
	Restricted Operators License	RL	246	▼	-16.6%	-49
	Motion	MO	193	▼	-25.2%	-65
Total			561,268	▲	8.3%	+43,171
Civil	Warrant in Debt	WD	99,626	▲	+23.2%	+18,738
	Garnishment	GA	70,354	▼	-3.4%	-2,440
	Unlawful Detainer	UD	58,634	▲	+3.7%	+2,096
	Other	OT	8,127	▼	-4.3%	-362
	Admin License	AL	5,264	▼	-0.1%	-6
	Preliminary Protective Order	PP	5,008	▲	+3.1%	+149
	Protective Order	PO	3,808	▲	+7.8%	+276
	Detinue	DT	2,942	▼	-10.3%	-336
	Show Cause	SC	2,771	▼	-16.7%	-557
	Motion for Judgment	MJ	2,746	▼	-19.4%	-659
	Interrogatory	IN	2,438	▲	+5.6%	+129
	Abstract	AJ	2,169	▼	-27.2%	-809
	Impoundment	IM	1,659	▲	+8.1%	+124
	Bond Forfeiture	BF	1,556	▼	-2.4%	-39
	Zoning Violation	ZO	659	▼	-29.1%	-270
	Tenants Assertion	TA	378	▲	+2.2%	+8
	Counter Claim	CC	288	▼	-11.7%	-38
	Overweight	OC	249	▼	-6.0%	-16
	Capias	CA	108	▼	-23.9%	-34
	Petition-Restore Arms	PR	100	▼	-18.7%	-23
	Motor Carrier	MC	78	▲	+2.6%	+2
	Interrogatory-Not	IC	63	▲	+50.0%	+21
	Restricted Operators License	RL	21	▼	-34.4%	-11
	Third Party Claim	TH	18	▼	-30.8%	-8
	Cross Claim	CR	9	▲	+28.6%	+2
	Detinue Seizure	DZ	5	▲	+400.0%	+4
	Mechanic's Lien	ML	4	▼	-20.0%	-1
	Petition to Require Blood Test	BT	4	▲	+300.0%	+3
	Attachment	AT	1	▲	-	+1
	Distress Seizure	DS	1	↔	-	-
	Emergency Substantial Risk Order	SR	1	▼	-50.0%	-1
Total			269,089	▲	6.3%	+15,943
Civil Commitments	Mental Commitment	MC	9,138	▲	+5.9%	+511
	Temporary Detention Order	TD	6,833	▲	+5.2%	+339

* Compared to same time period as previous year

** Case Type Categories are defined in the 2017 Virginia Judicial Workload Assessment

CPSS - GCMS CASELOAD STATISTICS OF THE GENERAL DISTRICT COURTS

January 2024 thru May 2024 Filings (Compared to January 2023 thru May 2023)

			Summary	Change	% Change	Absolute Change
Civil Commitments	Emergency Custody Order	EC	3,190	▲	+3.0%	+93
	Other	OT	1,818	▲	+22.6%	+335
	Medical Emergency Temporary Detention Order	MT	154	▲	+10.8%	+15
	Petition	PT	124	▲	+14.8%	+16
	Medical Emergency Custody Order	ME	8	▼	-60.0%	-12
	Total			21,265	▲	6.5%
GRAND TOTAL			982,836	▲	7.6%	+69,510

Filings by Major Case Category**

Category		Summary	Change	% Change	Absolute Change
Felony		37,466	▲	+1.9%	+708
Garnishment		72,792	▲	-3.1%	-2,311
General Civil		106,758	▲	+19.9%	+17,683
Infraction/Civil Violation		450,046	▲	+8.7%	+36,100
Involuntary Civil Commitments		1,942	▲	+22.1%	+351
Landlord /Tenant		59,012	▲	+3.7%	+2,104
Misdemeanor		181,548	▼	+8.1%	+13,633
New to Workload Study		1	▼	-50.0%	-1
Other		64,455	▲	+1.3%	+818
Protective Orders		8,816	▲	+5.1%	+425
GRAND TOTAL		982,836	▲	7.6%	+69,510

* Compared to same time period as previous year



** Case Type Categories are defined in the 2017 Virginia Judicial Workload Assessment
Source: SCV-SQL-Information

CPSS - GCMS CASELOAD STATISTICS OF THE GENERAL DISTRICT COURTS

January 2024 thru May 2024 Filings (Compared to January 2023 thru May 2023)

Chesapeake

District: 1 FIPS: 550

2024 Overall GRAND TOTAL		Distribution of Caseload			Change*		Percentage (%) of Caseload		
21,496	+1,196	Criminal	2,670	12%	-3.5% ▼	-97	Criminal	2023	2024
		Traffic	7,112	33%	26.1% ▲	+1,471	Traffic	13.6%	12.4%
		Civil	11,307	53%	-1.3% ▲	-152	Civil	27.8%	33.1%
		Civil Commitments	407	2%	-6.0% ▼	-26	Civil Commitments	56.4%	52.6%
		GRAND TOTAL	21,496	100%	5.9% ▲	+1,196	GRAND TOTAL	100%	100%

Filings by Division & Code

Division	Case Type Description	Code	Summary	Change	% Change	Absolute Change
Criminal	Misdemeanor	M	1,382	▲	+7.8%	+100
	Felony	F	941	▼	-19.5%	-228
	Capias	CA	277	▲	+31.3%	+66
	Show Cause	SC	49	▼	-32.9%	-24
	Civil Violation	CV	21	▼	-34.4%	-11
	Total			2,670	▼	-3.5%
Traffic	Infraction	I	4,386	▲	+39.3%	+1,238
	Misdemeanor	M	1,836	▲	+19.5%	+299
	Civil Violation	CV	494	▼	-28.2%	-194
	Capias	CA	208	▲	+80.9%	+93
	Felony	F	75	▼	-15.7%	-14
	Other	O	73	▲	+329.4%	+56
	Show Cause	SC	40	▼	-13.0%	-6
	Restricted Operators License	RL	0	▼	-100.0%	-1
	Total			7,112	▲	26.1%
Civil	Warrant in Debt	WD	4,663	▲	+15.0%	+608
	Garnishment	GA	3,600	▼	-7.7%	-302
	Unlawful Detainer	UD	1,744	▼	-6.8%	-127
	Zoning Violation	ZO	240	▼	-38.6%	-151
	Preliminary Protective Order	PP	171	▲	+4.9%	+8
	Protective Order	PO	146	▲	+17.7%	+22
	Other	OT	142	▼	-34.3%	-74
	Admin License	AL	139	▲	+1.5%	+2
	Show Cause	SC	130	▼	-24.0%	-41
	Detinue	DT	65	▲	+20.4%	+11
	Abstract	AJ	64	▼	-42.3%	-47
	Interrogatory	IN	56	▼	-6.7%	-4
	Bond Forfeiture	BF	51	▼	-25.0%	-17
	Motion for Judgment	MJ	36	▼	-43.8%	-28
	Impoundment	IM	25	▼	-21.9%	-7
	Overweight	OC	17	↔		-
	Tenants Assertion	TA	9	▲	+50.0%	+3
	Counter Claim	CC	3	▼	-57.1%	-4
	Petition-Restore Arms	PR	3	▲	+50.0%	+1
	Capias	CA	1	▼	-75.0%	-3
	Cross Claim	CR	1	↔		-
Third Party Claim	TH	1	▼	-50.0%	-1	
Mechanic's Lien	ML	0	▼	-100.0%	-1	
Total			11,307	▼	-1.3%	-152
Civil Commitments	Temporary Detention Order	TD	152	▲	+5.6%	+8
	Emergency Custody Order	EC	137	▼	-6.2%	-9
	Mental Commitment	MC	108	▼	-19.4%	-26
	Other	OT	6	▲	+20.0%	+1
	Medical Emergency Temporary Detention Order	MT	3	▲	+50.0%	+1
	Petition	PT	1	▲	-	+1
	Medical Emergency Custody Order	ME	0	▼	-100.0%	-2
Total			407	▼	-6.0%	-26
GRAND TOTAL			21,496	▲	5.9%	+1,196

* Compared to same time period as previous year

** Case Type Categories are defined in the 2017 Virginia Judicial Workload Assessment

Filings by Major Case Category**

Category	Summary	Change	% Change	Absolute Change
Felony	1,016	▼	-19.2%	-242
Garnishment	3,656	▼	-7.7%	-306
General Civil	4,778	▼	+14.1%	+590
Infraction/Civil Violation	4,991	▲	+27.9%	+1,089
Involuntary Civil Commitments	7	▲	+40.0%	+2
Landlord /Tenant	1,753	▲	-6.6%	-124
Misdemeanor	3,458	▼	+7.7%	+247
Other	1,520	▼	-5.6%	-90
Protective Orders	317	▲	+10.5%	+30
GRAND TOTAL	21,496	▲	5.9%	+1,196

* Compared to same time period as previous year

** Case Type Categories are defined in the 2017 Virginia Judicial Workload Assessment
 Source: SCV-SQL-Information

2024 Overall GRAND TOTAL		Distribution of Caseload			Change*		Percentage (%) of Caseload		
53,587	+4,552	Criminal	5,880	11%	3.9% ▲	+221	Criminal	2023	2024
		Traffic	22,382	42%	15.5% ▲	+3,005	Traffic	11.5%	11.0%
2024		Civil	24,555	46%	5.9% ▲	+1,375	Civil	39.5%	41.8%
2023		Civil Commitments	770	1%	-6.0% ▼	-49	Civil Commitments	47.3%	45.8%
		GRAND TOTAL	53,587	100%	9.3% ▲	+4,552	GRAND TOTAL	1.7%	1.4%
							GRAND TOTAL	100%	100%

Filings by Division & Code

Division	Case Type Description	Code	Summary	Change	% Change	Absolute Change
Criminal	Misdemeanor	M	3,455	▲	+1.8%	+61
	Felony	F	1,629	▼	-5.7%	-99
	Capias	CA	411	▲	+42.2%	+122
	Civil Violation	CV	296	▲	+126.0%	+165
	Show Cause	SC	89	▼	-23.9%	-28
	Total			5,880	▲	3.9%
Traffic	Infraction	I	16,068	▲	+18.6%	+2,516
	Misdemeanor	M	5,457	▲	+10.3%	+510
	Capias	CA	496	▲	+17.3%	+73
	Show Cause	SC	195	▲	+24.2%	+38
	Other	O	154	▲	+0.7%	+1
	Civil Violation	CV	9	▼	-93.6%	-131
	Restricted Operators License	RL	3	▼	-40.0%	-2
	Total			22,382	▲	15.5%
Civil	Garnishment	GA	9,148	▲	+9.4%	+783
	Warrant in Debt	WD	7,188	▲	+23.5%	+1,369
	Unlawful Detainer	UD	4,384	▼	-12.1%	-604
	Motion for Judgment	MJ	941	▼	-2.7%	-26
	Admin License	AL	499	▼	-2.3%	-12
	Abstract	AJ	485	▼	-1.2%	-6
	Other	OT	336	▲	-3.2%	-11
	Show Cause	SC	326	▼	-5.0%	-17
	Preliminary Protective Order	PP	279	↔	-	-
	Protective Order	PO	240	▲	+0.4%	+1
	Bond Forfeiture	BF	207	▼	-4.2%	-9
	Interrogatory	IN	197	▲	+2.1%	+4
	Detinue	DT	179	▼	-25.7%	-62
	Impoundment	IM	54	▼	-31.6%	-25
	Tenants Assertion	TA	32	▼	-15.8%	-6
	Overweight	OC	22	▲	+69.2%	+9
	Counter Claim	CC	21	▼	-38.2%	-13
	Capias	CA	7	▼	-22.2%	-2
	Petition-Restore Arms	PR	5	▲	+25.0%	+1
	Third Party Claim	TH	3	▼	-25.0%	-1
	Cross Claim	CR	1	▲	-	+1
Restricted Operators License	RL	1	▲	-	+1	
Total			24,555	▲	5.9%	+1,375
Civil Commitments	Mental Commitment	MC	458	▼	-5.4%	-26
	Temporary Detention Order	TD	214	▼	-13.0%	-32
	Other	OT	67	▲	+71.8%	+28
	Emergency Custody Order	EC	30	▼	-40.0%	-20
	Medical Emergency Temporary Detention Order	MT	1	▲	-	+1
Total			770	▼	-6.0%	-49
GRAND TOTAL			53,587	▲	9.3%	+4,552

* Compared to same time period as previous year

** Case Type Categories are defined in the 2017 Virginia Judicial Workload Assessment

Filings by Major Case Category**

Category	Summary	Change	% Change	Absolute Change
Felony	1,629	▼	-5.7%	-99
Garnishment	9,345	▲	+9.2%	+787
General Civil	8,339	▲	+18.3%	+1,292
Infraction/Civil Violation	16,549	▲	+18.3%	+2,560
Involuntary Civil Commitments	67	▲	+71.8%	+28
Landlord /Tenant	4,416	▼	-12.1%	-610
Misdemeanor	8,916	▲	+6.8%	+570
Other	3,807	▲	+0.6%	+23
Protective Orders	519	▲	+0.2%	+1
GRAND TOTAL	53,587	▲	9.3%	+4,552

* Compared to same time period as previous year



** Case Type Categories are defined in the 2017 Virginia Judicial Workload Assessment
 Source: SCV-SQL-Information

CPSS - GCMS CASELOAD STATISTICS OF THE GENERAL DISTRICT COURTS

January 2024 thru May 2024 Filings (Compared to January 2023 thru May 2023)

Portsmouth

District: 3 FIPS: 740

2024 Overall GRAND TOTAL		Distribution of Caseload			Change*		Percentage (%) of Caseload		
12,612	+704	Criminal	1,716	14%	-5.8% ▼	-106	Criminal	2023	2024
		Traffic	5,687	45%	26.2% ▲	+1,180	Traffic	15.3%	13.6%
		Civil	4,915	39%	-8.0% ▼	-426	Civil	37.8%	45.1%
		Civil Commitments	294	2%	23.5% ▲	+56	Civil Commitments	44.9%	39.0%
		GRAND TOTAL	12,612	100%	5.9% ▲	+704	GRAND TOTAL	2.0%	2.3%
							GRAND TOTAL	100%	100%

Filings by Division & Code

Division	Case Type Description	Code	Summary	Change	% Change	Absolute Change
Criminal	Misdemeanor	M	929	▼	-4.6%	-45
	Felony	F	579	▼	-9.8%	-63
	Capias	CA	151	▲	+3.4%	+5
	Show Cause	SC	40	▲	+66.7%	+16
	Civil Violation	CV	17	▼	-52.8%	-19
	Total			1,716	▼	-5.8%
Traffic	Infraction	I	4,869	▲	+29.9%	+1,121
	Misdemeanor	M	618	▲	+11.8%	+65
	Show Cause	SC	102	▼	-5.6%	-6
	Capias	CA	90	▲	+1.1%	+1
	Restricted Operators License	RL	6	▼	-25.0%	-2
	Civil Violation	CV	1	↔		-
	Felony	F	1	▲	-	+1
Total			5,687	▲	26.2%	+1,180
Civil	Unlawful Detainer	UD	1,756	▼	-2.8%	-51
	Warrant in Debt	WD	1,487	▲	+33.6%	+374
	Garnishment	GA	960	▼	-29.9%	-410
	Other	OT	245	▼	-16.7%	-49
	Preliminary Protective Order	PP	131	▼	-0.8%	-1
	Protective Order	PO	108	▼	-19.4%	-26
	Show Cause	SC	55	▼	-1.8%	-1
	Abstract	AJ	44	▼	-45.0%	-36
	Detinue	DT	34	▲	+750.0%	+30
	Interrogatory	IN	33	▲	+10.0%	+3
	Admin License	AL	21	▼	-22.2%	-6
	Motion for Judgment	MJ	20	▼	-92.4%	-243
	Counter Claim	CC	9	▲	+28.6%	+2
	Tenants Assertion	TA	5	▼	-28.6%	-2
	Bond Forfeiture	BF	3	▼	-40.0%	-2
	Capias	CA	2	▼	-75.0%	-6
	Petition-Restore Arms	PR	2	▼	-33.3%	-1
Impoundment	IM	0	▼	-100.0%	-1	
Total			4,915	▼	-8.0%	-426
Civil Commitments	Emergency Custody Order	EC	166	▲	+5.7%	+9
	Mental Commitment	MC	111	▲	+54.2%	+39
	Other	OT	17	▲	+112.5%	+9
	Temporary Detention Order	TD	0	▼	-100.0%	-1
Total			294	▲	23.5%	+56
GRAND TOTAL			12,612	▲	5.9%	+704

Filings by Major Case Category**

Category	Summary	Change	% Change	Absolute Change
Felony	580	▲	-9.7%	-62
Garnishment	993	▼	-29.1%	-407
General Civil	1,547	▲	+11.5%	+160
Infraction/Civil Violation	4,887	▼	+29.1%	+1,102
Involuntary Civil Commitments	17	▲	+112.5%	+9
Landlord /Tenant	1,761	▼	-2.9%	-53

* Compared to same time period as previous year

** Case Type Categories are defined in the 2017 Virginia Judicial Workload Assessment

CPSS - GCMS CASELOAD STATISTICS OF THE GENERAL DISTRICT COURTS

January 2024 thru May 2024 Filings (Compared to January 2023 thru May 2023)



Portsmouth

District: 3 FIPS: 740

Misdemeanor	1,553	▼	+1.2%	+18
Other	1,035	▼	-3.4%	-36
Protective Orders	239	▼	-10.2%	-27
GRAND TOTAL	12,612	▲	5.9%	+704

* Compared to same time period as previous year

** Case Type Categories are defined in the 2017 Virginia Judicial Workload Assessment
Source: SCV-SQL-Information

2024 Overall GRAND TOTAL		Distribution of Caseload			Change*		Percentage (%) of Caseload		
39,491	+5,912	Criminal	4,321	11%	15.4% ▲	+576	Criminal	2023	2024
		Traffic	18,820	48%	88.5% ▲	+8,838	Traffic	11.2%	10.9%
		Civil	16,026	41%	-18.0% ▼	-3,517	Civil	29.7%	47.7%
		Civil Commitments	324	1%	4.9% ▲	+15	Civil Commitments	58.2%	40.6%
		GRAND TOTAL	39,491	100%	17.6% ▲	+5,912	GRAND TOTAL	100%	100%

Filings by Division & Code

Division	Case Type Description	Code	Summary	Change	% Change	Absolute Change
Criminal	Misdemeanor	M	2,863	▲	+17.2%	+421
	Felony	F	1,200	▲	+20.8%	+207
	Show Cause	SC	110	▼	-33.7%	-56
	Capias	CA	94	▲	+4.4%	+4
	Civil Violation	CV	54	↔		-
	Total			4,321	▲	15.4%
Traffic	Infraction	I	16,414	▲	+101.6%	+8,274
	Misdemeanor	M	2,191	▲	+41.4%	+642
	Other	O	83	▼	-50.9%	-86
	Show Cause	SC	63	▲	+21.2%	+11
	Felony	F	49	▲	+36.1%	+13
	Restricted Operators License	RL	18	▼	-18.2%	-4
	Capias	CA	2	▼	-85.7%	-12
	Total			18,820	▲	88.5%
Civil	Garnishment	GA	5,784	▼	-34.1%	-2,987
	Unlawful Detainer	UD	3,911	▼	-7.5%	-316
	Warrant in Debt	WD	3,870	▲	+0.5%	+19
	Other	OT	694	▲	-3.9%	-28
	Preliminary Protective Order	PP	424	▲	+13.7%	+51
	Protective Order	PO	328	▲	+20.6%	+56
	Abstract	AJ	280	▼	-39.1%	-180
	Show Cause	SC	201	▼	-51.7%	-215
	Detinue	DT	107	▲	+37.2%	+29
	Bond Forfeiture	BF	106	▼	-17.2%	-22
	Interrogatory	IN	95	▼	+58.3%	+35
	Admin License	AL	94	▲	+20.5%	+16
	Motion for Judgment	MJ	66	▲	+50.0%	+22
	Tenants Assertion	TA	32	↔		-
	Counter Claim	CC	18	↔		-
	Impoundment	IM	11	▲	+266.7%	+8
	Third Party Claim	TH	3	↔		-
	Capias	CA	1	▼	-50.0%	-1
	Petition-Restore Arms	PR	1	▼	-50.0%	-1
	Detinue Seizure	DZ	0	▼	-100.0%	-1
	Overweight	OC	0	▼	-100.0%	-2
	Total			16,026	▼	-18.0%
Civil Commitments	Emergency Custody Order	EC	131	▲	+57.8%	+48
	Mental Commitment	MC	118	▼	-18.6%	-27
	Temporary Detention Order	TD	38	▲	+171.4%	+24
	Other	OT	19	▼	-34.5%	-10
	Petition	PT	17	▼	-50.0%	-17
	Medical Emergency Custody Order	ME	1	▲	-	+1
	Medical Emergency Temporary Detention Order	MT	0	▼	-100.0%	-4
Total			324	▲	4.9%	+15
GRAND TOTAL			39,491	▲	17.6%	+5,912

* Compared to same time period as previous year

** Case Type Categories are defined in the 2017 Virginia Judicial Workload Assessment



CPSS - GCMS CASELOAD STATISTICS OF THE GENERAL DISTRICT COURTS
 January 2024 thru May 2024 Filings (Compared to January 2023 thru May 2023)

Filings by Major Case Category**

Category	Summary	Change	% Change	Absolute Change
Felony	1,249	▲	+21.4%	+220
Garnishment	5,879	▼	-33.4%	-2,952
General Civil	4,126	▼	+1.8%	+73
Infraction/Civil Violation	16,551	▼	+97.9%	+8,186
Involuntary Civil Commitments	36	▼	-42.9%	-27
Landlord /Tenant	3,943	▼	-7.4%	-316
Misdemeanor	5,072	▲	+26.4%	+1,059
Other	1,883	▲	-18.9%	-438
Protective Orders	752	▲	+16.6%	+107
GRAND TOTAL	39,491	▲	17.6%	+5,912

* Compared to same time period as previous year

** Case Type Categories are defined in the 2017 Virginia Judicial Workload Assessment
 Source: SCV-SQL-Information

2024 Overall GRAND TOTAL		Distribution of Caseload			Change*		Percentage (%) of Caseload		
1,953	+683	Criminal	374	19%	19.1% ▲	+60	Criminal	2023	2024
		Traffic	1,171	60%	125.6% ▲	+652	Traffic	24.7%	19.2%
		Civil	383	20%	-8.2% ▼	-34	Civil	40.9%	60.0%
		Civil Commitments	25	1%	25.0% ▲	+5	Civil Commitments	32.8%	19.6%
		GRAND TOTAL	1,953	100%	53.8% ▲	+683	GRAND TOTAL	100%	100%

Filings by Division & Code

Division	Case Type Description	Code	Summary	Change	% Change	Absolute Change
Criminal	Misdemeanor	M	216	▲	+18.0%	+33
	Felony	F	73	▲	+14.1%	+9
	Capias	CA	70	▲	+62.8%	+27
	Show Cause	SC	12	▼	-40.0%	-8
	Civil Violation	CV	3	▼	-25.0%	-1
	Total			374	▲	19.1%
Traffic	Infraction	I	907	▲	+147.1%	+540
	Misdemeanor	M	253	▲	+68.7%	+103
	Capias	CA	8	▲	+300.0%	+6
	Civil Violation	CV	2	▲	-	+2
	Felony	F	1	▲	-	+1
	Total			1,171	▲	125.6%
Civil	Garnishment	GA	112	▼	-13.2%	-17
	Unlawful Detainer	UD	100	▲	+13.6%	+12
	Warrant in Debt	WD	76	▼	-6.2%	-5
	Other	OT	34	▼	-34.6%	-18
	Detinue	DT	22	▼	-18.5%	-5
	Admin License	AL	10	▲	+100.0%	+5
	Preliminary Protective Order	PP	8	▼	-46.7%	-7
	Motion for Judgment	MJ	7	▲	-	+7
	Bond Forfeiture	BF	5	▲	+150.0%	+3
	Protective Order	PO	3	▼	-57.1%	-4
	Abstract	AJ	2	▼	-33.3%	-1
	Show Cause	SC	2	▼	-60.0%	-3
	Third Party Claim	TH	2	▲	-	+2
	Interrogatory	IN	0	▼	-100.0%	-2
	Tenants Assertion	TA	0	▼	-100.0%	-1
Total			383	▼	-8.2%	-34
Civil Commitments	Temporary Detention Order	TD	13	▲	+116.7%	+7
	Emergency Custody Order	EC	12	▲	+33.3%	+3
	Mental Commitment	MC	0	▼	-100.0%	-5
	Total			25	▲	25.0%
GRAND TOTAL			1,953	▲	53.8%	+683

Filings by Major Case Category**

Category	Summary	Change	% Change	Absolute Change
Felony	74	▲	+15.6%	+10
Garnishment	112	▼	-14.5%	-19
General Civil	105	▲	-2.8%	-3
Infraction/Civil Violation	912	▲	+145.8%	+541
Landlord /Tenant	100	▼	+12.4%	+11
Misdemeanor	469	▲	+40.8%	+136
Other	170	▲	+11.8%	+18
Protective Orders	11	▼	-50.0%	-11
GRAND TOTAL	1,953	▲	53.8%	+683



* Compared to same time period as previous year

** Case Type Categories are defined in the 2017 Virginia Judicial Workload Assessment

Source: SCV-SQL-Information

CPSS - GCMS CASELOAD STATISTICS OF THE GENERAL DISTRICT COURTS

January 2024 thru May 2024 Filings (Compared to January 2023 thru May 2023)

2024 Overall GRAND TOTAL		Distribution of Caseload			Change*		Percentage (%) of Caseload			
2024 	4,094	+61	Criminal	414	10%	34.9% ▲	+107	Criminal	2023	2024
			Traffic	2,814	69%	-1.3% ▼	-36	Traffic	7.6%	10.1%
2023 			Civil	831	20%	-3.5% ▼	-30	Civil	21.3%	20.3%
			Civil Commitments	35	1%	133.3% ▲	+20	Civil Commitments	0.4%	0.9%
			GRAND TOTAL	4,094	100%	1.5% ▲	+61	GRAND TOTAL	100%	100%

Filings by Division & Code

Division	Case Type Description	Code	Summary	Change	% Change	Absolute Change
Criminal	Misdemeanor	M	241	▲	+47.9%	+78
	Felony	F	139	▲	+49.5%	+46
	Capias	CA	22	▲	+37.5%	+6
	Show Cause	SC	7	▼	-68.2%	-15
	Civil Violation	CV	5	▼	-61.5%	-8
	Total			414	▲	34.9%
Traffic	Infraction	I	2,111	▼	-3.6%	-78
	Misdemeanor	M	587	▲	+7.9%	+43
	Capias	CA	94	▼	-4.1%	-4
	Show Cause	SC	17	▲	+6.3%	+1
	Felony	F	5	▲	+400.0%	+4
	Civil Violation	CV	0	▼	-100.0%	-2
	Total			2,814	▼	-1.3%
Civil	Warrant in Debt	WD	262	▲	+3.6%	+9
	Unlawful Detainer	UD	253	▼	-8.0%	-22
	Garnishment	GA	207	▼	-16.9%	-42
	Admin License	AL	23	▼	-4.2%	-1
	Other	OT	19	▲	+5.6%	+1
	Preliminary Protective Order	PP	15	▲	+1,400.0%	+14
	Protective Order	PO	14	▲	+133.3%	+8
	Detinue	DT	9	▲	+80.0%	+4
	Impoundment	IM	7	↔		-
	Show Cause	SC	7	▲	+250.0%	+5
	Abstract	AJ	5	▼	-50.0%	-5
	Interrogatory	IN	3	▼	-50.0%	-3
	Motion for Judgment	MJ	3	▲	+200.0%	+2
	Bond Forfeiture	BF	1	▼	-50.0%	-1
	Capias	CA	1	↔		-
	Counter Claim	CC	1	▲	-	+1
	Interrogatory-Not	IC	1	▲	-	+1
	Tenants Assertion	TA	0	▼	-100.0%	-1
Total			831	▼	-3.5%	-30
Civil Commitments	Temporary Detention Order	TD	27	▲	+125.0%	+15
	Emergency Custody Order	EC	8	▲	+166.7%	+5
	Total		35	▲	133.3%	+20
GRAND TOTAL			4,094	▲	1.5%	+61

Filings by Major Case Category**

Category	Summary	Change	% Change	Absolute Change
Felony	144	▲	+53.2%	+50
Garnishment	210	▼	-17.6%	-45
General Civil	277	▲	+5.7%	+15
Infraction/Civil Violation	2,116	▼	-4.0%	-88
Landlord /Tenant	253	▼	-8.3%	-23
Misdemeanor	828	▲	+17.1%	+121
Other	237	▲	+3.9%	+9
Protective Orders	29	▲	+314.3%	+22

* Compared to same time period as previous year

** Case Type Categories are defined in the 2017 Virginia Judicial Workload Assessment

CPSS - GCMS CASELOAD STATISTICS OF THE GENERAL DISTRICT COURTS

January 2024 thru May 2024 Filings (Compared to January 2023 thru May 2023)

Isle of Wight

District: 5 FIPS: 093

GRAND TOTAL

4,094

▲

1.5%



+61

* Compared to same time period as previous year

** Case Type Categories are defined in the 2017 Virginia Judicial Workload Assessment
Source: SCV-SQL-Information

CPSS - GCMS CASELOAD STATISTICS OF THE GENERAL DISTRICT COURTS

January 2024 thru May 2024 Filings (Compared to January 2023 thru May 2023)

2024 Overall GRAND TOTAL		Distribution of Caseload			Change*		Percentage (%) of Caseload		
4,334	-1,101	Criminal	212	5%	-9.0% ▼	-21	Criminal	2023 4.3%	2024 4.9%
		Traffic	3,697	85%	-22.5% ▼	-1,076	Traffic	87.8%	85.3%
		Civil	416	10%	1.2% ▲	+5	Civil	7.6%	9.6%
		Civil Commitments	9	0%	-50.0% ▼	-9	Civil Commitments	0.3%	0.2%
		GRAND TOTAL	4,334	100%	-20.3% ▼	-1,101	GRAND TOTAL	100%	100%

Filings by Division & Code

Division	Case Type Description	Code	Summary	Change	% Change	Absolute Change
Criminal	Misdemeanor	M	130	▼	-11.0%	-16
	Felony	F	63	▲	+50.0%	+21
	Civil Violation	CV	8	▲	+100.0%	+4
	Capias	CA	7	▼	-72.0%	-18
	Show Cause	SC	4	▼	-75.0%	-12
	Total			212	▼	-9.0%
Traffic	Infraction	I	3,100	▼	-25.4%	-1,054
	Misdemeanor	M	479	▼	-4.2%	-21
	Capias	CA	103	▲	+15.7%	+14
	Show Cause	SC	12	▼	-50.0%	-12
	Felony	F	3	▲	+200.0%	+2
	Civil Violation	CV	0	▼	-100.0%	-3
	Restricted Operators License	RL	0	▼	-100.0%	-2
	Total			3,697	▼	-22.5%
Civil	Warrant in Debt	WD	160	▲	+24.0%	+31
	Garnishment	GA	132	▲	+0.8%	+1
	Unlawful Detainer	UD	72	▲	+20.0%	+12
	Other	OT	23	▼	-30.3%	-10
	Admin License	AL	8	▲	+100.0%	+4
	Protective Order	PO	6	▼	-64.7%	-11
	Preliminary Protective Order	PP	5	▼	-72.2%	-13
	Detinue	DT	2	↔		-
	Interrogatory	IN	2	▼	-60.0%	-3
	Overweight	OC	2	▲	-	+2
	Show Cause	SC	2	▲	+100.0%	+1
	Bond Forfeiture	BF	1	▼	-50.0%	-1
	Tenants Assertion	TA	1	▲	-	+1
	Abstract	AJ	0	▼	-100.0%	-5
	Impoundment	IM	0	▼	-100.0%	-2
	Motion for Judgment	MJ	0	▼	-100.0%	-2
Total			416	▲	1.2%	+5
Civil Commitments	Temporary Detention Order	TD	7	▼	-30.0%	-3
	Emergency Custody Order	EC	2	▼	-75.0%	-6
	Total			9	▼	-50.0%
GRAND TOTAL			4,334	▼	-20.3%	-1,101

Filings by Major Case Category**

Category	Summary	Change	% Change	Absolute Change
Felony	66	▲	+53.5%	+23
Garnishment	134	▼	-1.5%	-2
General Civil	162	▼	+20.9%	+28
Infraction/Civil Violation	3,110	▲	-25.3%	-1,051
Landlord /Tenant	73	▲	+21.7%	+13
Misdemeanor	609	▼	-6.0%	-39
Other	169	▼	-22.5%	-49
Protective Orders	11	▼	-68.6%	-24
GRAND TOTAL	4,334	▼	-20.3%	-1,101

* Compared to same time period as previous year

** Case Type Categories are defined in the 2017 Virginia Judicial Workload Assessment

* Compared to same time period as previous year

** Case Type Categories are defined in the 2017 Virginia Judicial Workload Assessment
Source: SCV-SQL-Information

CPSS - GCMS CASELOAD STATISTICS OF THE GENERAL DISTRICT COURTS

January 2024 thru May 2024 Filings (Compared to January 2023 thru May 2023)

Suffolk

District: 5 FIPS: 800

2024 Overall GRAND TOTAL		Distribution of Caseload			Change*		Percentage (%) of Caseload			
8,679	-112	Criminal	1,550	18%	-11.5%	▼	-202	Criminal	2023: 19.9%	2024: 17.9%
		Traffic	2,933	34%	-4.4%	▼	-135	Traffic	34.9%	33.8%
2024		Civil	3,964	46%	5.8%	▲	+216	Civil	42.6%	45.7%
2023		Civil Commitments	232	3%	4.0%	▲	+9	Civil Commitments	2.5%	2.7%
		GRAND TOTAL	8,679	100%	-1.3%	▼	-112	GRAND TOTAL	100%	100%

Filings by Division & Code

Division	Case Type Description	Code	Summary	Change	% Change	Absolute Change
Criminal	Misdemeanor	M	936	▼	-10.3%	-108
	Felony	F	457	▼	-10.4%	-53
	Capias	CA	94	▼	-6.9%	-7
	Show Cause	SC	37	▼	-39.3%	-24
	Civil Violation	CV	26	▼	-27.8%	-10
	Total			1,550	▼	-11.5%
Traffic	Infraction	I	1,482	▼	-30.0%	-634
	Misdemeanor	M	804	▲	+2.3%	+18
	Civil Violation	CV	539	▲	+17,866.7%	+536
	Capias	CA	84	▼	-26.3%	-30
	Show Cause	SC	18	▼	-60.0%	-27
	Felony	F	6	▲	+50.0%	+2
	Total			2,933	▼	-4.4%
Civil	Warrant in Debt	WD	1,470	▲	+9.3%	+125
	Garnishment	GA	1,221	▲	+8.3%	+94
	Unlawful Detainer	UD	696	▲	+20.2%	+117
	Other	OT	109	▼	-29.7%	-46
	Preliminary Protective Order	PP	66	▼	-14.3%	-11
	Zoning Violation	ZO	55	▼	-12.7%	-8
	Abstract	AJ	54	▼	-38.6%	-34
	Admin License	AL	50	▲	+35.1%	+13
	Detinue	DT	50	▼	-51.0%	-52
	Show Cause	SC	49	▲	+11.4%	+5
	Protective Order	PO	44	▼	-17.0%	-9
	Overweight	OC	34	▲	+54.5%	+12
	Motion for Judgment	MJ	27	▲	+350.0%	+21
	Motor Carrier	MC	15	▼	-21.1%	-4
	Interrogatory	IN	13	▼	-31.6%	-6
	Tenants Assertion	TA	9	▲	+800.0%	+8
	Counter Claim	CC	2	▼	-60.0%	-3
	Capias	CA	0	▼	-100.0%	-4
	Petition-Restore Arms	PR	0	▼	-100.0%	-1
Third Party Claim	TH	0	▼	-100.0%	-1	
Total			3,964	▲	5.8%	+216
Civil Commitments	Temporary Detention Order	TD	92	▼	-8.0%	-8
	Emergency Custody Order	EC	70	▲	+14.8%	+9
	Mental Commitment	MC	67	▲	+15.5%	+9
	Medical Emergency Temporary Detention Order	MT	3	▲	+50.0%	+1
	Medical Emergency Custody Order	ME	0	▼	-100.0%	-2
	Total			232	▲	4.0%
GRAND TOTAL			8,679	▼	-1.3%	-112

Filings by Major Case Category**

Category	Summary	Change	% Change	Absolute Change
Felony	463	▲	-9.9%	-51
Garnishment	1,234	▼	+7.7%	+88
General Civil	1,551	▲	+4.8%	+71
Infraction/Civil Violation	2,096	▲	-4.6%	-100

* Compared to same time period as previous year

** Case Type Categories are defined in the 2017 Virginia Judicial Workload Assessment



CPSS - GCMS CASELOAD STATISTICS OF THE GENERAL DISTRICT COURTS

January 2024 thru May 2024 Filings (Compared to January 2023 thru May 2023)

Landlord /Tenant	705	▲	+21.6%	+125
Misdemeanor	1,795	▼	-5.2%	-98
Other	725	▼	-14.9%	-127
Protective Orders	110	▼	-15.4%	-20
GRAND TOTAL	8,679	▼	-1.3%	-112

* Compared to same time period as previous year

** Case Type Categories are defined in the 2017 Virginia Judicial Workload Assessment
Source: SCV-SQL-Information

2024 Overall GRAND TOTAL		Distribution of Caseload			Change*		Percentage (%) of Caseload		
11,997	+1,874	Criminal	238	2%	25.3% ▲	+48	Criminal	2023	2024
		Traffic	11,362	95%	18.2% ▲	+1,748	Traffic	1.9%	2.0%
		Civil	377	3%	23.2% ▲	+71	Civil	95.0%	94.7%
		Civil Commitments	20	0%	53.8% ▲	+7	Civil Commitments	3.0%	3.1%
		GRAND TOTAL	11,997	100%	18.5% ▲	+1,874	GRAND TOTAL	0.1%	0.2%
							GRAND TOTAL	100%	100%

Filings by Division & Code

Division	Case Type Description	Code	Summary	Change	% Change	Absolute Change
Criminal	Misdemeanor	M	148	▲	+29.8%	+34
	Felony	F	62	▲	+19.2%	+10
	Show Cause	SC	16	▲	+60.0%	+6
	Civil Violation	CV	7	▼	-12.5%	-1
	Capias	CA	5	▼	-16.7%	-1
	Total			238	▲	25.3%
Traffic	Infraction	I	9,106	▲	+20.3%	+1,538
	Misdemeanor	M	2,238	▲	+9.7%	+198
	Felony	F	11	▲	+266.7%	+8
	Restricted Operators License	RL	3	▲	-	+3
	Capias	CA	2	▼	-33.3%	-1
	Civil Violation	CV	2	▲	-	+2
Total			11,362	▲	18.2%	+1,748
Civil	Warrant in Debt	WD	137	▲	+29.2%	+31
	Garnishment	GA	125	↔	-	-
	Unlawful Detainer	UD	67	▲	+179.2%	+43
	Admin License	AL	10	▲	+66.7%	+4
	Other	OT	8	▼	-20.0%	-2
	Overweight	OC	8	▼	-20.0%	-2
	Motor Carrier	MC	7	▲	+133.3%	+4
	Preliminary Protective Order	PP	5	▲	+25.0%	+1
	Impoundment	IM	3	▲	+200.0%	+2
	Show Cause	SC	2	▲	-	+2
	Bond Forfeiture	BF	1	▼	-88.9%	-8
	Detinue	DT	1	▼	-66.7%	-2
	Interrogatory	IN	1	↔	-	-
	Protective Order	PO	1	▼	-50.0%	-1
	Tenants Assertion	TA	1	▲	-	+1
	Abstract	AJ	0	▼	-100.0%	-1
Petition-Restore Arms	PR	0	▼	-100.0%	-1	
Total			377	▲	23.2%	+71
Civil Commitments	Temporary Detention Order	TD	13	▲	+30.0%	+3
	Emergency Custody Order	EC	6	▲	+200.0%	+4
	Mental Commitment	MC	1	↔	-	-
Total			20	▲	53.8%	+7
GRAND TOTAL			11,997	▲	18.5%	+1,874

Filings by Major Case Category**

Category	Summary	Change	% Change	Absolute Change
Felony	73	▲	+32.7%	+18
Garnishment	126	↔	-	0
General Civil	140	▼	+25.0%	+28
Infraction/Civil Violation	9,130	▲	+20.3%	+1,541
Landlord /Tenant	68	▲	+183.3%	+44
Misdemeanor	2,389	▲	+10.9%	+235
Other	65	▲	+14.0%	+8
Protective Orders	6	▼	-	0

* Compared to same time period as previous year

** Case Type Categories are defined in the 2017 Virginia Judicial Workload Assessment

Source: SCV-SQL-Information

CPSS - GCMS CASELOAD STATISTICS OF THE GENERAL DISTRICT COURTS

January 2024 thru May 2024 Filings (Compared to January 2023 thru May 2023)

Brunswick

District: 6 FIPS: 025

<i>GRAND TOTAL</i>	11,997	▲	18.5%	+1,874
---------------------------	---------------	---	-------	--------

* Compared to same time period as previous year

** Case Type Categories are defined in the 2017 Virginia Judicial Workload Assessment
Source: SCV-SQL-Information

CPSS - GCMS CASELOAD STATISTICS OF THE GENERAL DISTRICT COURTS

January 2024 thru May 2024 Filings (Compared to January 2023 thru May 2023)

2024 Overall GRAND TOTAL		Distribution of Caseload			Change*		Percentage (%) of Caseload		
3,608	-38	Criminal	264	7%	32.0% ▲	+64	Criminal	2023	2024
		Traffic	2,689	75%	-10.1% ▼	-303	Traffic	5.5%	7.3%
2024		Civil	647	18%	45.7% ▲	+203	Civil	82.1%	74.5%
2023		Civil Commitments	8	0%	-20.0% ▼	-2	Civil Commitments	12.2%	17.9%
		GRAND TOTAL	3,608	100%	-1.0% ▼	-38	GRAND TOTAL	100%	100%

Filings by Division & Code

Division	Case Type Description	Code	Summary	Change	% Change	Absolute Change
Criminal	Misdemeanor	M	141	▲	+35.6%	+37
	Felony	F	56	▲	+1.8%	+1
	Capias	CA	37	▲	+23.3%	+7
	Show Cause	SC	24	▲	+500.0%	+20
	Civil Violation	CV	6	▼	-14.3%	-1
	Total			264	▲	32.0%
Traffic	Infraction	I	2,251	▼	-8.9%	-220
	Misdemeanor	M	426	▼	-16.8%	-86
	Capias	CA	10	▲	+150.0%	+6
	Show Cause	SC	2	↔		-
	Felony	F	0	▼	-100.0%	-3
	Total			2,689	▼	-10.1%
Civil	Interrogatory	IN	211	▲	+15.9%	+29
	Warrant in Debt	WD	177	▲	+98.9%	+88
	Garnishment	GA	116	▲	+61.1%	+44
	Detinue	DT	86	▲	+100.0%	+43
	Unlawful Detainer	UD	28	▼	-24.3%	-9
	Other	OT	9	▲	+28.6%	+2
	Preliminary Protective Order	PP	8	▲	+300.0%	+6
	Admin License	AL	3	▲	+50.0%	+1
	Bond Forfeiture	BF	3	▲	+200.0%	+2
	Protective Order	PO	2	▲	-	+2
	Show Cause	SC	2	▼	-71.4%	-5
	Capias	CA	1	↔		-
	Tenants Assertion	TA	1	▲	-	+1
	Impoundment	IM	0	▼	-100.0%	-1
Total			647	▲	45.7%	+203
Civil Commitments	Temporary Detention Order	TD	5	▼	-28.6%	-2
	Emergency Custody Order	EC	3	▲	+50.0%	+1
	Mental Commitment	MC	0	▼	-100.0%	-1
	Total			8	▼	-20.0%
GRAND TOTAL			3,608	▼	-1.0%	-38

Filings by Major Case Category**

Category	Summary	Change	% Change	Absolute Change
Felony	56	▼	-3.4%	-2
Garnishment	327	▲	+28.7%	+73
General Civil	267	▲	+102.3%	+135
Infraction/Civil Violation	2,257	▼	-8.9%	-221
Landlord /Tenant	29	▲	-21.6%	-8
Misdemeanor	567	▲	-8.0%	-49
Other	95	▲	+37.7%	+26
Protective Orders	10	▲	+400.0%	+8
GRAND TOTAL	3,608	▼	-1.0%	-38

* Compared to same time period as previous year

** Case Type Categories are defined in the 2017 Virginia Judicial Workload Assessment

2024 Overall GRAND TOTAL		Distribution of Caseload			Change*		Percentage (%) of Caseload			
2024	6,735	Criminal	133	2%	-3.6%	▼	-5	Criminal	2.2%	2.0%
		Traffic	6,055	90%	7.7%	▲	+433	Traffic	89.2%	89.9%
2023	+431	Civil	505	7%	-2.5%	▼	-13	Civil	8.2%	7.5%
		Civil Commitments	42	1%	61.5%	▲	+16	Civil Commitments	0.4%	0.6%
		GRAND TOTAL	6,735	100%	6.8%	▲	+431	GRAND TOTAL	100%	100%

Filings by Division & Code

Division	Case Type Description	Code	Summary	Change	% Change	Absolute Change
Criminal	Misdemeanor	M	57	▲	+7.5%	+4
	Felony	F	47	▼	-14.5%	-8
	Show Cause	SC	16	▲	+77.8%	+7
	Capias	CA	12	▼	-40.0%	-8
	Civil Violation	CV	1	↔		-
	Total			133	▼	-3.6%
Traffic	Infraction	I	4,087	▲	+14.8%	+527
	Misdemeanor	M	1,932	▼	-5.4%	-110
	Capias	CA	29	▲	+123.1%	+16
	Felony	F	4	▼	-33.3%	-2
	Show Cause	SC	3	▲	-	+3
	Civil Violation	CV	0	▼	-100.0%	-1
	Total			6,055	▲	7.7%
Civil	Interrogatory	IN	263	▼	-4.0%	-11
	Warrant in Debt	WD	115	▲	+21.1%	+20
	Garnishment	GA	71	▼	-10.1%	-8
	Unlawful Detainer	UD	30	▼	-25.0%	-10
	Preliminary Protective Order	PP	6	↔		-
	Show Cause	SC	6	↔		-
	Other	OT	5	▲	-58.3%	-7
	Detinue	DT	3	▲	+200.0%	+2
	Bond Forfeiture	BF	2	▲	+100.0%	+1
	Protective Order	PO	2	▲	+100.0%	+1
	Admin License	AL	1	▼	-50.0%	-1
	Motion for Judgment	MJ	1	▲	-	+1
	Overweight	OC	0	▼	-100.0%	-1
	Total			505	▼	-2.5%
Civil Commitments	Mental Commitment	MC	16	▲	+45.5%	+5
	Emergency Custody Order	EC	13	▲	+116.7%	+7
	Temporary Detention Order	TD	13	▲	+44.4%	+4
	Total			42	▲	61.5%
GRAND TOTAL			6,735	▲	6.8%	+431

Filings by Major Case Category**

Category	Summary	Change	% Change	Absolute Change
Felony	51	▼	-16.4%	-10
Garnishment	334	▼	-5.4%	-19
General Civil	120	▲	+25.0%	+24
Infraction/Civil Violation	4,088	▼	+14.7%	+525
Landlord /Tenant	30	▼	-25.0%	-10
Misdemeanor	1,989	▲	-5.1%	-106
Other	115	▲	+29.2%	+26
Protective Orders	8	▲	+14.3%	+1
GRAND TOTAL	6,735	▲	6.8%	+431


* Compared to same time period as previous year

** Case Type Categories are defined in the 2017 Virginia Judicial Workload Assessment

Source: SCV-SQL-Information

CPSS - GCMS CASELOAD STATISTICS OF THE GENERAL DISTRICT COURTS

January 2024 thru May 2024 Filings (Compared to January 2023 thru May 2023)

2024 Overall GRAND TOTAL		Distribution of Caseload			Change*		Percentage (%) of Caseload		
6,646	+613	Criminal	594	9%	7.4% ▲	+41	Criminal	2023 9.2%	2024 8.9%
		Traffic	4,264	64%	5.9% ▲	+237	Traffic	66.7%	64.2%
2024		Civil	1,527	23%	23.2% ▲	+288	Civil	20.5%	23.0%
2023		Civil Commitments	261	4%	22.0% ▲	+47	Civil Commitments	3.5%	3.9%
		GRAND TOTAL	6,646	100%	10.2% ▲	+613	GRAND TOTAL	100%	100%

Filings by Division & Code

Division	Case Type Description	Code	Summary	Change	% Change	Absolute Change
Criminal	Misdemeanor	M	293	▲	+13.6%	+35
	Felony	F	207	▲	+5.1%	+10
	Capias	CA	64	▼	-5.9%	-4
	Show Cause	SC	26	▲	+36.8%	+7
	Civil Violation	CV	4	▼	-63.6%	-7
	Total			594	▲	7.4%
Traffic	Infraction	I	3,472	▲	+14.4%	+437
	Misdemeanor	M	726	▼	-20.4%	-186
	Capias	CA	46	▲	+2.2%	+1
	Show Cause	SC	13	▼	-50.0%	-13
	Felony	F	7	▼	-12.5%	-1
	Civil Violation	CV	0	▼	-100.0%	-1
	Total			4,264	▲	5.9%
Civil	Warrant in Debt	WD	510	▲	+52.7%	+176
	Garnishment	GA	424	▼	-1.6%	-7
	Unlawful Detainer	UD	418	▲	+24.8%	+83
	Other	OT	39	▲	+116.7%	+21
	Preliminary Protective Order	PP	37	▲	+32.1%	+9
	Show Cause	SC	24	▲	+14.3%	+3
	Protective Order	PO	23	▲	+64.3%	+9
	Detinue	DT	14	▼	-36.4%	-8
	Abstract	AJ	11	▲	+57.1%	+4
	Motion for Judgment	MJ	8	↔		-
	Admin License	AL	6	▼	-33.3%	-3
	Impoundment	IM	4	▲	-	+4
	Petition-Restore Arms	PR	3	↔		-
	Tenants Assertion	TA	2	▼	-33.3%	-1
	Bond Forfeiture	BF	1	↔		-
	Counter Claim	CC	1	▲	-	+1
	Cross Claim	CR	1	▲	-	+1
	Interrogatory	IN	1	▼	-50.0%	-1
	Capias	CA	0	▼	-100.0%	-2
	Restricted Operators License	RL	0	▼	-100.0%	-1
Total			1,527	▲	23.2%	+288
Civil Commitments	Mental Commitment	MC	138	▲	+6.2%	+8
	Emergency Custody Order	EC	57	▲	+83.9%	+26
	Temporary Detention Order	TD	40	▲	+42.9%	+12
	Other	OT	25	▲	+13.6%	+3
	Medical Emergency Temporary Detention Order	MT	1	▼	-50.0%	-1
	Medical Emergency Custody Order	ME	0	▼	-100.0%	-1
Total			261	▲	22.0%	+47
GRAND TOTAL			6,646	▲	10.2%	+613

Filings by Major Case Category**

Category	Summary	Change	% Change	Absolute Change
Felony	214	▼	+4.4%	+9
Garnishment	425	▼	-1.8%	-8
General Civil	536	▲	+45.7%	+168

* Compared to same time period as previous year

** Case Type Categories are defined in the 2017 Virginia Judicial Workload Assessment



CPSS - GCMS CASELOAD STATISTICS OF THE GENERAL DISTRICT COURTS

January 2024 thru May 2024 Filings (Compared to January 2023 thru May 2023)

Infraction/Civil Violation	3,476	▼	+14.1%	+429
Involuntary Civil Commitments	25	▲	+13.6%	+3
Landlord /Tenant	420	▼	+24.3%	+82
Misdemeanor	1,019	▼	-13.0%	-152
Other	471	▲	+15.7%	+64
Protective Orders	60	▲	+42.9%	+18
GRAND TOTAL	6,646	▲	10.2%	+613

* Compared to same time period as previous year

** Case Type Categories are defined in the 2017 Virginia Judicial Workload Assessment
Source: SCV-SQL-Information

2024 Overall GRAND TOTAL		Distribution of Caseload			Change*		Percentage (%) of Caseload		
6,784	+2,196	Criminal	620	9%	21.1% ▲	+108	Criminal	2023	2024
		Traffic	4,966	73%	68.9% ▲	+2,025	Traffic	11.2%	9.1%
		Civil	1,158	17%	2.0% ▲	+23	Civil	64.1%	73.2%
		Civil Commitments	40	1%	- ▲	+40	Civil Commitments	24.7%	17.1%
		GRAND TOTAL	6,784	100%	47.9% ▲	+2,196	GRAND TOTAL	0.0%	0.6%
							GRAND TOTAL	100%	100%

Filings by Division & Code

Division	Case Type Description	Code	Summary	Change	% Change	Absolute Change
Criminal	Misdemeanor	M	343	▲	+52.4%	+118
	Felony	F	173	▼	-13.1%	-26
	Capias	CA	59	▲	+1.7%	+1
	Civil Violation	CV	21	▲	+162.5%	+13
	Show Cause	SC	21	▼	-4.5%	-1
	Restricted Operators License	RL	3	▲	-	+3
	Total			620	▲	21.1%
Traffic	Infraction	I	4,070	▲	+75.4%	+1,750
	Misdemeanor	M	848	▲	+48.0%	+275
	Capias	CA	27	▼	-15.6%	-5
	Felony	F	11	▲	+266.7%	+8
	Show Cause	SC	6	▼	-45.5%	-5
	Restricted Operators License	RL	3	▲	-	+3
	Civil Violation	CV	1	▼	-50.0%	-1
Total			4,966	▲	68.9%	+2,025
Civil	Warrant in Debt	WD	448	▲	+3.2%	+14
	Garnishment	GA	380	▲	+17.6%	+57
	Unlawful Detainer	UD	217	▼	-16.9%	-44
	Other	OT	31	▲	+342.9%	+24
	Protective Order	PO	25	▲	+31.6%	+6
	Preliminary Protective Order	PP	17	▼	-37.0%	-10
	Show Cause	SC	7	▼	-56.3%	-9
	Motion for Judgment	MJ	6	▲	+100.0%	+3
	Abstract	AJ	5	▼	-37.5%	-3
	Admin License	AL	5	▼	-61.5%	-8
	Impoundment	IM	5	▼	-37.5%	-3
	Interrogatory	IN	5	▼	-37.5%	-3
	Detinue	DT	2	▲	+100.0%	+1
	Motor Carrier	MC	2	▲	-	+2
	Overweight	OC	1	↔	-	-
	Petition-Restore Arms	PR	1	▲	-	+1
	Tenants Assertion	TA	1	▲	-	+1
	Emergency Substantial Risk Order	SR	0	▼	-100.0%	-1
Restricted Operators License	RL	0	▼	-100.0%	-5	
Total			1,158	▲	2.0%	+23
Civil Commitments	Emergency Custody Order	EC	20	▲	-	+20
	Temporary Detention Order	TD	20	▲	-	+20
	Total		40	▲	-	+40
GRAND TOTAL			6,784	▲	47.9%	+2,196

Filings by Major Case Category**

Category	Summary	Change	% Change	Absolute Change
Felony	184	▲	-8.9%	-18
Garnishment	385	▼	+16.3%	+54
General Civil	464	▲	+4.7%	+21
Infraction/Civil Violation	4,095	▲	+75.7%	+1,764
Landlord /Tenant	218	▲	-16.5%	-43
Misdemeanor	1,197	▲	+49.1%	+394

* Compared to same time period as previous year

** Case Type Categories are defined in the 2017 Virginia Judicial Workload Assessment

CPSS - GCMS CASELOAD STATISTICS OF THE GENERAL DISTRICT COURTS

January 2024 thru May 2024 Filings (Compared to January 2023 thru May 2023)

Prince George

District: 6 FIPS: 149

New to Workload Study	0	▼	-100.0%	-1
Other	199	▲	+17.1%	+29
Protective Orders	42	▼	-8.7%	-4
GRAND TOTAL	6,784	▲	47.9%	+2,196

* Compared to same time period as previous year

** Case Type Categories are defined in the 2017 Virginia Judicial Workload Assessment
Source: SCV-SQL-Information

CPSS - GCMS CASELOAD STATISTICS OF THE GENERAL DISTRICT COURTS
 January 2024 thru May 2024 Filings (Compared to January 2023 thru May 2023)

2024 Overall GRAND TOTAL		Distribution of Caseload			Change*		Percentage (%) of Caseload			
577	-30	Criminal	52	9%	-22.4%	▼	-15	Criminal	2023 11.0%	2024 9.0%
		Traffic	405	70%	-5.4%	▼	-23	Traffic	70.5%	70.2%
2024		Civil	114	20%	3.6%	▲	+4	Civil	18.1%	19.8%
2023		Civil Commitments	6	1%	200.0%	▲	+4	Civil Commitments	0.3%	1.0%
		GRAND TOTAL	577	100%	-4.9%	▼	-30	GRAND TOTAL	100%	100%

Filings by Division & Code

Division	Case Type Description	Code	Summary	Change	% Change	Absolute Change
Criminal	Misdemeanor	M	28	▼	-31.7%	-13
	Felony	F	7	▼	-58.8%	-10
	Capias	CA	6	▲	+200.0%	+4
	Civil Violation	CV	6	▲	+50.0%	+2
	Show Cause	SC	5	▲	+66.7%	+2
	Total			52	▼	-22.4%
Traffic	Infraction	I	356	↔		-
	Misdemeanor	M	47	▼	-25.4%	-16
	Capias	CA	1	↔		-
	Show Cause	SC	1	↔		-
	Restricted Operators License	RL	0	▼	-100.0%	-7
	Total			405	▼	-5.4%
Civil	Warrant in Debt	WD	65	▲	+32.7%	+16
	Garnishment	GA	30	▼	-14.3%	-5
	Unlawful Detainer	UD	12	▲	+71.4%	+5
	Detinue	DT	2	▲	-	+2
	Motion for Judgment	MJ	2	▲	-	+2
	Other	OT	2	▼	-75.0%	-6
	Admin License	AL	1	▼	-50.0%	-1
	Overweight	OC	0	▼	-100.0%	-1
	Preliminary Protective Order	PP	0	▼	-100.0%	-5
	Protective Order	PO	0	▼	-100.0%	-2
	Show Cause	SC	0	▼	-100.0%	-1
	Total			114	▲	3.6%
Civil Commitments	Temporary Detention Order	TD	4	▲	-	+4
	Emergency Custody Order	EC	2	↔		-
	Total		6	▲	200.0%	+4
GRAND TOTAL			577	▼	-4.9%	-30

Filings by Major Case Category**


Category	Summary	Change	% Change	Absolute Change	
Felony	7	▼	-58.8%	-10	
Garnishment	30	▼	-14.3%	-5	
General Civil	69	▲	+40.8%	+20	
Infraction/Civil Violation	362	▼	+0.3%	+1	
Landlord /Tenant	12	▲	+71.4%	+5	
Misdemeanor	75	▼	-32.4%	-36	
Other	22	▲	+10.0%	+2	
Protective Orders	0	▼	-100.0%	-7	
GRAND TOTAL		577	▼	-4.9%	-30

* Compared to same time period as previous year

** Case Type Categories are defined in the 2017 Virginia Judicial Workload Assessment
 Source: SCV-SQL-Information

CPSS - GCMS CASELOAD STATISTICS OF THE GENERAL DISTRICT COURTS

January 2024 thru May 2024 Filings (Compared to January 2023 thru May 2023)

2024 Overall GRAND TOTAL		Distribution of Caseload			Change*		Percentage (%) of Caseload		
7,087	+1,476	Criminal	192	3%	12.3% ▲	+21	Criminal	2023	2024
		Traffic	6,605	93%	27.3% ▲	+1,418	Traffic	3.0%	2.7%
2024		Civil	280	4%	14.8% ▲	+36	Civil	92.4%	93.2%
2023		Civil Commitments	10	0%	11.1% ▲	+1	Civil Commitments	4.3%	4.0%
		GRAND TOTAL	7,087	100%	26.3% ▲	+1,476	GRAND TOTAL	0.2%	0.1%
							GRAND TOTAL	100%	100%

Filings by Division & Code

Division	Case Type Description	Code	Summary	Change	% Change	Absolute Change
Criminal	Misdemeanor	M	112	▲	+17.9%	+17
	Felony	F	46	▼	-13.2%	-7
	Civil Violation	CV	16	▲	+128.6%	+9
	Capias	CA	12	▲	+9.1%	+1
	Show Cause	SC	6	▲	+20.0%	+1
	Total			192	▲	12.3%
Traffic	Infraction	I	5,176	▲	+39.8%	+1,473
	Misdemeanor	M	1,337	▼	-7.2%	-103
	Capias	CA	36	▲	+80.0%	+16
	Civil Violation	CV	31	▲	-	+31
	Show Cause	SC	15	▼	-28.6%	-6
	Felony	F	10	▲	+233.3%	+7
	Total			6,605	▲	27.3%
Civil	Warrant in Debt	WD	143	▲	+93.2%	+69
	Garnishment	GA	96	▼	-18.6%	-22
	Unlawful Detainer	UD	20	▼	-9.1%	-2
	Admin License	AL	4	▼	-20.0%	-1
	Other	OT	4	↔	-20.0%	-1
	Preliminary Protective Order	PP	4	↔	-	-
	Impoundment	IM	3	↔	-	-
	Detinue	DT	2	↔	-	-
	Abstract	AJ	1	▲	-	+1
	Motion for Judgment	MJ	1	↔	-	-
	Overweight	OC	1	↔	-	-
	Protective Order	PO	1	▼	-80.0%	-4
	Bond Forfeiture	BF	0	▼	-100.0%	-2
	Mechanic's Lien	ML	0	▼	-100.0%	-1
	Show Cause	SC	0	▼	-100.0%	-1
Total			280	▲	14.8%	+36
Civil Commitments	Temporary Detention Order	TD	8	▲	+60.0%	+3
	Emergency Custody Order	EC	2	▼	-33.3%	-1
	Medical Emergency Custody Order	ME	0	▼	-100.0%	-1
	Total			10	▲	11.1%
GRAND TOTAL			7,087	▲	26.3%	+1,476

Filings by Major Case Category**

Category	Summary	Change	% Change	Absolute Change
Felony	56	▲		0
Garnishment	96	▼	-18.6%	-22
General Civil	146	▼	+80.2%	+65
Infraction/Civil Violation	5,224	▲	+40.8%	+1,513
Landlord /Tenant	20	▼	-9.1%	-2
Misdemeanor	1,449	▲	-5.6%	-86
Other	91	▲	+15.2%	+12
Protective Orders	5	▼	-44.4%	-4
GRAND TOTAL	7,087	▲	26.3%	+1,476

* Compared to same time period as previous year



** Case Type Categories are defined in the 2017 Virginia Judicial Workload Assessment

* Compared to same time period as previous year

** Case Type Categories are defined in the 2017 Virginia Judicial Workload Assessment
Source: SCV-SQL-Information

CPSS - GCMS CASELOAD STATISTICS OF THE GENERAL DISTRICT COURTS

January 2024 thru May 2024 Filings (Compared to January 2023 thru May 2023)

2024 Overall GRAND TOTAL		Distribution of Caseload			Change*		Percentage (%) of Caseload			
11,819	-2,405	Criminal	0	0%	-100.0%	▼	-1	Criminal	2023 0.0%	2024 0.0%
		Civil	11,508	97%	-16.3%	▼	-2,235	Civil	96.6%	97.4%
2024 		Civil Commitments	311	3%	-35.2%	▼	-169	Civil Commitments	3.4%	2.6%
2023 		GRAND TOTAL	11,819	100%	-16.9%	▼	-2,405	GRAND TOTAL	100%	100%

Filings by Division & Code


Division	Case Type Description	Code	Summary	Change	% Change	Absolute Change
Criminal	Show Cause	SC	0	▼	-100.0%	-1
	Total		0	▼	-100.0%	-1
Civil	Unlawful Detainer	UD	4,623	▲	+12.1%	+499
	Garnishment	GA	2,888	▼	-47.6%	-2,625
	Warrant in Debt	WD	2,832	▲	+13.0%	+326
	Other	OT	318	▲	-9.7%	-34
	Motion for Judgment	MJ	299	▼	-11.3%	-38
	Preliminary Protective Order	PP	196	▲	+14.6%	+25
	Protective Order	PO	116	▲	+2.7%	+3
	Show Cause	SC	76	▼	-77.7%	-265
	Interrogatory	IN	72	▼	-29.4%	-30
	Abstract	AJ	40	▼	-70.1%	-94
	Detinue	DT	22	▼	-29.0%	-9
	Tenants Assertion	TA	20	▲	+100.0%	+10
	Counter Claim	CC	5	▼	-16.7%	-1
	Petition-Restore Arms	PR	1	▲	-	+1
Third Party Claim	TH	0	▼	-100.0%	-3	
	Total		11,508	▼	-16.3%	-2,235
Civil Commitments	Temporary Detention Order	TD	227	▼	-29.3%	-94
	Emergency Custody Order	EC	83	▼	-47.8%	-76
	Mental Commitment	MC	1	▲	-	+1
	Total		311	▼	-35.2%	-169
GRAND TOTAL			11,819	▼	-16.9%	-2,405

Filings by Major Case Category**

Category	Summary	Change	% Change	Absolute Change	
Garnishment	2,960	▼	-47.3%	-2,655	
General Civil	3,165	▲	+9.8%	+283	
Landlord /Tenant	4,643	▲	+12.3%	+509	
Other	739	▲	-43.5%	-570	
Protective Orders	312	▲	+9.9%	+28	
GRAND TOTAL		11,819	▼	-16.9%	-2,405

* Compared to same time period as previous year

** Case Type Categories are defined in the 2017 Virginia Judicial Workload Assessment

2024 Overall GRAND TOTAL		Distribution of Caseload			Change*		Percentage (%) of Caseload		
4,234 +201 	Criminal	4,065	96%	4.7% ▲	+182	Criminal	2023: 96.3%	2024: 96.0%	
	Traffic	163	4%	13.2% ▲	+19	Traffic	3.6%	3.8%	
	Civil	6	0%	0.0% ↔	0	Civil	0.1%	0.1%	
	GRAND TOTAL	4,234	100%	5.0% ▲	+201	GRAND TOTAL	100%	100%	

Filings by Division & Code



Division	Case Type Description	Code	Summary	Change	% Change	Absolute Change
Criminal	Misdemeanor	M	2,757	▲	+8.2%	+209
	Felony	F	1,144	▼	-1.5%	-18
	Show Cause	SC	68	▲	+11.5%	+7
	Civil Violation	CV	59	▼	-1.7%	-1
	Capias	CA	37	▼	-24.5%	-12
	Restricted Operators License	RL	0	▼	-100.0%	-3
	Total			4,065	▲	4.7%
Traffic	Infraction	I	103	▲	+8.4%	+8
	Misdemeanor	M	53	▲	+10.4%	+5
	Felony	F	6	▲	+500.0%	+5
	Capias	CA	1	▲	-	+1
	Total			163	▲	13.2%
Civil	Bond Forfeiture	BF	6	↔	-	-
	Total			6	0.0%	0
GRAND TOTAL			4,234	▲	5.0%	+201

Filings by Major Case Category**

Category	Summary	Change	% Change	Absolute Change
Felony	1,150	▲	-1.1%	-13
Infraction/Civil Violation	162	▲	+4.5%	+7
Misdemeanor	2,810	▼	+8.1%	+211
Other	112	▲	-3.4%	-4
GRAND TOTAL	4,234	▲	5.0%	+201

* Compared to same time period as previous year

** Case Type Categories are defined in the 2017 Virginia Judicial Workload Assessment
 Source: SCV-SQL-Information

2024 Overall GRAND TOTAL		Distribution of Caseload			Change*		Percentage (%) of Caseload			
9,295	+1,475	Criminal	785	8%	-10.9%	▼	-96	Criminal	2023 11.3%	2024 8.4%
		Traffic	8,289	89%	24.8%	▲	+1,645	Traffic	85.0%	89.2%
2024 		Civil	221	2%	-25.1%	▼	-74	Civil	3.8%	2.4%
2023 		GRAND TOTAL	9,295	100%	18.9%	▲	+1,475	GRAND TOTAL	100%	100%

Filings by Division & Code

Division	Case Type Description	Code	Summary	Change	% Change	Absolute Change
Criminal	Misdemeanor	M	558	▼	-14.0%	-91
	Civil Violation	CV	93	▼	-10.6%	-11
	Felony	F	62	▼	-15.1%	-11
	Show Cause	SC	52	▲	+48.6%	+17
	Restricted Operators License	RL	13	▲	+62.5%	+5
	Capias	CA	7	▼	-41.7%	-5
	Total			785	▼	-10.9%
Traffic	Infraction	I	5,852	▲	+28.7%	+1,306
	Misdemeanor	M	2,126	▲	+18.7%	+335
	Other	O	208	▼	-21.5%	-57
	Civil Violation	CV	61	▲	-	+61
	Felony	F	35	▲	+9.4%	+3
	Show Cause	SC	5	↔	-	-
	Restricted Operators License	RL	2	▲	-	+2
	Capias	CA	0	▼	-100.0%	-5
Total			8,289	▲	24.8%	+1,645
Civil	Admin License	AL	174	▼	-29.3%	-72
	Impoundment	IM	27	▼	-15.6%	-5
	Other	OT	11	▲	+10.0%	+1
	Bond Forfeiture	BF	8	▲	+14.3%	+1
	Garnishment	GA	1	▲	-	+1
Total			221	▼	-25.1%	-74
GRAND TOTAL			9,295	▲	18.9%	+1,475

Filings by Major Case Category**

Category	Summary	Change	% Change	Absolute Change
Felony	97	▼	-7.6%	-8
Garnishment	1	▲	-	+1
General Civil	11	▲	+10.0%	+1
Infraction/Civil Violation	6,214	▲	+26.4%	+1,299
Misdemeanor	2,699	▲	+10.3%	+251
Other	273	▼	-20.2%	-69
GRAND TOTAL	9,295	▲	18.9%	+1,475

* Compared to same time period as previous year

** Case Type Categories are defined in the 2017 Virginia Judicial Workload Assessment



Source: SCV-SQL-Information

CPSS - GCMS CASELOAD STATISTICS OF THE GENERAL DISTRICT COURTS

January 2024 thru May 2024 Filings (Compared to January 2023 thru May 2023)

Hampton

District: 8 FIPS: 650

2024 Overall GRAND TOTAL		Distribution of Caseload			Change*		Percentage (%) of Caseload		
21,509	+4,603	Criminal	2,869	13%	30.2% ▲	+666	Criminal	2023	2024
		Traffic	6,815	32%	55.1% ▲	+2,420	Traffic	13.0%	13.3%
		Civil	10,655	50%	15.2% ▲	+1,403	Civil	26.0%	31.7%
		Civil Commitments	1,170	5%	10.8% ▲	+114	Civil Commitments	54.7%	49.5%
		GRAND TOTAL	21,509	100%	27.2% ▲	+4,603	GRAND TOTAL	6.2%	5.4%
							GRAND TOTAL	100%	100%

Filings by Division & Code

Division	Case Type Description	Code	Summary	Change	% Change	Absolute Change
Criminal	Misdemeanor	M	1,830	▲	+30.6%	+429
	Felony	F	693	▲	+42.3%	+206
	Show Cause	SC	148	▲	+0.7%	+1
	Capias	CA	143	▲	+31.2%	+34
	Civil Violation	CV	55	▼	-6.8%	-4
	Total			2,869	▲	30.2%
Traffic	Infraction	I	4,732	▲	+53.6%	+1,651
	Misdemeanor	M	1,963	▲	+56.2%	+706
	Felony	F	47	▲	+42.4%	+14
	Capias	CA	34	▲	+466.7%	+28
	Show Cause	SC	32	▲	+433.3%	+26
	Restricted Operators License	RL	7	▼	-36.4%	-4
	Civil Violation	CV	0	▼	-100.0%	-1
	Total			6,815	▲	55.1%
Civil	Warrant in Debt	WD	4,086	▲	+27.2%	+873
	Unlawful Detainer	UD	2,742	▼	-3.8%	-107
	Garnishment	GA	2,597	▲	+36.5%	+694
	Other	OT	245	▲	-8.2%	-22
	Preliminary Protective Order	PP	191	▼	-27.1%	-71
	Bond Forfeiture	BF	157	▲	+201.9%	+105
	Show Cause	SC	139	▲	+54.4%	+49
	Protective Order	PO	123	▼	-21.2%	-33
	Admin License	AL	89	▼	-19.1%	-21
	Detinue	DT	80	↔		-
	Abstract	AJ	71	▼	-30.4%	-31
	Motion for Judgment	MJ	63	▲	+3.3%	+2
	Interrogatory	IN	38	▼	-44.1%	-30
	Tenants Assertion	TA	16	▼	-20.0%	-4
	Counter Claim	CC	12	▲	+50.0%	+4
	Capias	CA	2	▼	-66.7%	-4
	Restricted Operators License	RL	2	▲	-	+2
	Impoundment	IM	1	▼	-50.0%	-1
	Petition-Restore Arms	PR	1	▼	-50.0%	-1
	Third Party Claim	TH	0	▼	-100.0%	-1
Total			10,655	▲	15.2%	+1,403
Civil Commitments	Mental Commitment	MC	500	▼	-17.1%	-103
	Temporary Detention Order	TD	371	▲	+18.2%	+57
	Emergency Custody Order	EC	230	▲	+194.9%	+152
	Other	OT	53	▲	+26.2%	+11
	Medical Emergency Temporary Detention Order	MT	16	▼	-11.1%	-2
	Medical Emergency Custody Order	ME	0	▼	-100.0%	-1
Total			1,170	▲	10.8%	+114
GRAND TOTAL			21,509	▲	27.2%	+4,603

Filings by Major Case Category**

Category	Summary	Change	% Change	Absolute Change
Felony	740	▲	+42.3%	+220
Garnishment	2,635	▼	+33.7%	+664

* Compared to same time period as previous year

** Case Type Categories are defined in the 2017 Virginia Judicial Workload Assessment

CPSS - GCMS CASELOAD STATISTICS OF THE GENERAL DISTRICT COURTS

January 2024 thru May 2024 Filings (Compared to January 2023 thru May 2023)

Hampton

District: 8 FIPS: 650

General Civil	4,307	▲	+26.4%	+899
Infraction/Civil Violation	4,787	▼	+52.4%	+1,646
Involuntary Civil Commitments	53	▲	+26.2%	+11
Landlord /Tenant	2,758	▼	-3.9%	-111
Misdemeanor	3,802	▲	+42.5%	+1,133
Other	2,113	▲	+13.1%	+245
Protective Orders	314	▼	-24.9%	-104
GRAND TOTAL	21,509	▲	27.2%	+4,603

* Compared to same time period as previous year

** Case Type Categories are defined in the 2017 Virginia Judicial Workload Assessment
Source: SCV-SQL-Information

CPSS - GCMS CASELOAD STATISTICS OF THE GENERAL DISTRICT COURTS

January 2024 thru May 2024 Filings (Compared to January 2023 thru May 2023)

2024 Overall GRAND TOTAL		Distribution of Caseload			Change*		Percentage (%) of Caseload		
687 +256 	Criminal	87	13%	-3.3% ▼	-3	Criminal	20.9%	12.7%	
	Traffic	457	67%	112.6% ▲	+242	Traffic	49.9%	66.5%	
	Civil	142	21%	12.7% ▲	+16	Civil	29.2%	20.7%	
	Civil Commitments	1	0%	- ▲	+1	Civil Commitments	0.0%	0.1%	
	GRAND TOTAL	687	100%	59.4% ▲	+256	GRAND TOTAL	100%	100%	

Filings by Division & Code

Division	Case Type Description	Code	Summary	Change	% Change	Absolute Change
Criminal	Misdemeanor	M	66	▼	-9.6%	-7
	Felony	F	10	▲	+11.1%	+1
	Capias	CA	8	▲	+33.3%	+2
	Civil Violation	CV	1	↔	-	-
	Restricted Operators License	RL	1	▲	-	+1
	Show Cause	SC	1	↔	-	-
	Total			87	▼	-3.3%
Traffic	Infraction	I	377	▲	+134.2%	+216
	Misdemeanor	M	72	▲	+44.0%	+22
	Show Cause	SC	5	▲	+400.0%	+4
	Restricted Operators License	RL	2	↔	-	-
	Capias	CA	1	↔	-	-
Total			457	▲	112.6%	+242
Civil	Warrant in Debt	WD	67	▲	+39.6%	+19
	Garnishment	GA	47	▲	+9.3%	+4
	Unlawful Detainer	UD	8	▲	+33.3%	+2
	Other	OT	6	▼	-25.0%	-2
	Preliminary Protective Order	PP	5	▼	-37.5%	-3
	Protective Order	PO	5	▼	-44.4%	-4
	Abstract	AJ	1	▲	-	+1
	Admin License	AL	1	▲	-	+1
	Counter Claim	CC	1	↔	-	-
	Detinue	DT	1	▲	-	+1
	Bond Forfeiture	BF	0	▼	-100.0%	-1
	Interrogatory	IN	0	▼	-100.0%	-1
	Tenants Assertion	TA	0	▼	-100.0%	-1
Total			142	▲	12.7%	+16
Civil Commitments	Emergency Custody Order	EC	1	▲	-	+1
Total			1	▲	-	+1
GRAND TOTAL			687	▲	59.4%	+256

Filings by Major Case Category**



Category	Summary	Change	% Change	Absolute Change
Felony	10	▲	+11.1%	+1
Garnishment	47	▼	+6.8%	+3
General Civil	68	▲	+41.7%	+20
Infraction/Civil Violation	378	▲	+133.3%	+216
Landlord /Tenant	8	▼	+14.3%	+1
Misdemeanor	141	▲	+12.8%	+16
Other	25	▲	+31.6%	+6
Protective Orders	10	▼	-41.2%	-7
GRAND TOTAL	687	▲	59.4%	+256

* Compared to same time period as previous year

** Case Type Categories are defined in the 2017 Virginia Judicial Workload Assessment

CPSS - GCMS CASELOAD STATISTICS OF THE GENERAL DISTRICT COURTS

January 2024 thru May 2024 Filings (Compared to January 2023 thru May 2023)

2024 Overall GRAND TOTAL		Distribution of Caseload			Change*		Percentage (%) of Caseload		
5,349	+385	Criminal	733	14%	-2.9% ▼	-22	Criminal	2023	2024
		Traffic	3,618	68%	11.9% ▲	+385	Traffic	15.2%	13.7%
		Civil	965	18%	3.5% ▲	+33	Civil	65.1%	67.6%
		Civil Commitments	33	1%	-25.0% ▼	-11	Civil Commitments	18.8%	18.0%
		GRAND TOTAL	5,349	100%	7.8% ▲	+385	GRAND TOTAL	0.9%	0.6%
							GRAND TOTAL	100%	100%

Filings by Division & Code

Division	Case Type Description	Code	Summary	Change	% Change	Absolute Change
Criminal	Misdemeanor	M	497	▲	+7.8%	+36
	Felony	F	117	▼	-28.7%	-47
	Capias	CA	49	▼	-33.8%	-25
	Show Cause	SC	43	▲	+22.9%	+8
	Civil Violation	CV	27	▲	+28.6%	+6
	Total			733	▼	-2.9%
Traffic	Infraction	I	3,238	▲	+11.5%	+333
	Misdemeanor	M	362	▲	+22.7%	+67
	Civil Violation	CV	5	▲	-	+5
	Felony	F	5	▼	-28.6%	-2
	Show Cause	SC	4	▼	-73.3%	-11
	Capias	CA	2	▼	-75.0%	-6
	Restricted Operators License	RL	2	▼	-33.3%	-1
	Total			3,618	▲	11.9%
Civil	Warrant in Debt	WD	411	▲	+12.0%	+44
	Garnishment	GA	199	▲	+11.8%	+21
	Unlawful Detainer	UD	114	▼	-1.7%	-2
	Admin License	AL	53	↔	-	-
	Impoundment	IM	50	▲	+66.7%	+20
	Preliminary Protective Order	PP	47	▼	-6.0%	-3
	Other	OT	36	▼	-46.3%	-31
	Protective Order	PO	18	▼	-25.0%	-6
	Abstract	AJ	8	▲	+33.3%	+2
	Bond Forfeiture	BF	8	▲	+14.3%	+1
	Motion for Judgment	MJ	6	▲	+500.0%	+5
	Detinue	DT	4	▼	-78.9%	-15
	Interrogatory	IN	3	▼	-78.6%	-11
	Show Cause	SC	3	▲	-	+3
	Tenants Assertion	TA	2	▲	-	+2
	Capias	CA	1	▲	-	+1
	Counter Claim	CC	1	▲	-	+1
	Petition-Restore Arms	PR	1	▲	-	+1
Total			965	▲	3.5%	+33
Civil Commitments	Temporary Detention Order	TD	21	▼	-16.0%	-4
	Emergency Custody Order	EC	10	▼	-47.4%	-9
	Mental Commitment	MC	2	▲	-	+2
Total			33	▼	-25.0%	-11
GRAND TOTAL			5,349	▲	7.8%	+385

Filings by Major Case Category**

Category	Summary	Change	% Change	Absolute Change
Felony	122	▼	-28.7%	-49
Garnishment	202	▼	+5.2%	+10
General Civil	424	▲	+9.0%	+35
Infraction/Civil Violation	3,270	▲	+11.8%	+344
Landlord /Tenant	116	▲	-	0
Misdemeanor	861	▼	+13.4%	+102
Other	289	▲	-14.2%	-48

* Compared to same time period as previous year

** Case Type Categories are defined in the 2017 Virginia Judicial Workload Assessment

CPSS - GCMS CASELOAD STATISTICS OF THE GENERAL DISTRICT COURTS

January 2024 thru May 2024 Filings (Compared to January 2023 thru May 2023)



Gloucester

District: 9 FIPS: 073

Protective Orders	65	▼	-12.2%	-9
GRAND TOTAL	5,349	▲	7.8%	+385

* Compared to same time period as previous year

** Case Type Categories are defined in the 2017 Virginia Judicial Workload Assessment
Source: SCV-SQL-Information

2024 Overall GRAND TOTAL		Distribution of Caseload		Change*		Percentage (%) of Caseload				
1,480	-378	Criminal	93	6%	-37.2%	▼	-55	Criminal	2023: 8.0%	2024: 6.3%
		Traffic	1,244	84%	-21.3%	▼	-337	Traffic	85.1%	84.1%
		Civil	142	10%	16.4%	▲	+20	Civil	6.6%	9.6%
		Civil Commitments	1	0%	-85.7%	▼	-6	Civil Commitments	0.4%	0.1%
		GRAND TOTAL	1,480	100%	-20.3%	▼	-378	GRAND TOTAL	100%	100%

Filings by Division & Code


Division	Case Type Description	Code	Summary	Change	% Change	Absolute Change	
Criminal	Misdemeanor	M	69	▼	-28.9%	-28	
	Felony	F	17	▲	+21.4%	+3	
	Capias	CA	4	▼	-73.3%	-11	
	Civil Violation	CV	1	▼	-80.0%	-4	
	Restricted Operators License	RL	1	▲	-	+1	
	Show Cause	SC	1	▼	-94.1%	-16	
	Total			93	▼	-37.2%	-55
Traffic	Infraction	I	1,086	▼	-21.3%	-294	
	Misdemeanor	M	151	▼	-21.4%	-41	
	Capias	CA	4	▲	+100.0%	+2	
	Show Cause	SC	2	▼	-33.3%	-1	
	Restricted Operators License	RL	1	▼	-66.7%	-2	
	Civil Violation	CV	0	▼	-100.0%	-1	
	Total			1,244	▼	-21.3%	-337
Civil	Warrant in Debt	WD	66	▲	+24.5%	+13	
	Garnishment	GA	39	▲	+69.6%	+16	
	Other	OT	11	▼	-31.3%	-5	
	Unlawful Detainer	UD	7	▼	-41.7%	-5	
	Preliminary Protective Order	PP	6	▲	+50.0%	+2	
	Admin License	AL	5	▲	+150.0%	+3	
	Protective Order	PO	4	▼	-33.3%	-2	
	Detinue	DT	3	▲	-	+3	
	Abstract	AJ	1	↔	-	-	
	Impoundment	IM	0	▼	-100.0%	-4	
	Petition-Restore Arms	PR	0	▼	-100.0%	-1	
	Total			142	▲	16.4%	+20
	Civil Commitments	Temporary Detention Order	TD	1	▼	-83.3%	-5
Emergency Custody Order		EC	0	▼	-100.0%	-1	
Total			1	▼	-85.7%	-6	
GRAND TOTAL			1,480	▼	-20.3%	-378	

Filings by Major Case Category**

Category	Summary	Change	% Change	Absolute Change
Felony	17	▲	+21.4%	+3
Garnishment	39	▲	+69.6%	+16
General Civil	71	▲	+24.6%	+14
Infraction/Civil Violation	1,087	▼	-21.6%	-299
Landlord /Tenant	7	▼	-41.7%	-5
Misdemeanor	222	▲	-24.0%	-70
Other	27	▼	-57.8%	-37
Protective Orders	10	▲	-	0
GRAND TOTAL	1,480	▼	-20.3%	-378

* Compared to same time period as previous year

** Case Type Categories are defined in the 2017 Virginia Judicial Workload Assessment
 Source: SCV-SQL-Information

2024 Overall GRAND TOTAL		Distribution of Caseload			Change*		Percentage (%) of Caseload		
2,061	+217	Criminal	165	8%	22.2% ▲	+30	Criminal	2023 7.3%	2024 8.0%
		Traffic	1,520	74%	7.6% ▲	+108	Traffic	76.6%	73.8%
2024		Civil	371	18%	27.1% ▲	+79	Civil	15.8%	18.0%
2023		Civil Commitments	5	0%	0.0%	0	Civil Commitments	0.3%	0.2%
		GRAND TOTAL	2,061	100%	11.8% ▲	+217	GRAND TOTAL	100%	100%

Filings by Division & Code


Division	Case Type Description	Code	Summary	Change	% Change	Absolute Change
Criminal	Misdemeanor	M	111	▲	+23.3%	+21
	Felony	F	33	▲	+50.0%	+11
	Capias	CA	11	▼	-15.4%	-2
	Show Cause	SC	6	▲	+20.0%	+1
	Civil Violation	CV	3	▼	-25.0%	-1
	Restricted Operators License	RL	1	↔		-
	Total			165	▲	22.2%
Traffic	Infraction	I	1,311	▲	+7.7%	+94
	Misdemeanor	M	199	▲	+9.9%	+18
	Civil Violation	CV	5	▲	+400.0%	+4
	Capias	CA	3	▼	-70.0%	-7
	Show Cause	SC	2	▼	-33.3%	-1
	Total			1,520	▲	7.6%
Civil	Warrant in Debt	WD	176	▲	+27.5%	+38
	Garnishment	GA	96	▲	+65.5%	+38
	Unlawful Detainer	UD	37	▼	-5.1%	-2
	Other	OT	33	▲	+57.1%	+12
	Admin License	AL	8	▲	+33.3%	+2
	Protective Order	PO	8	▲	+100.0%	+4
	Preliminary Protective Order	PP	6	▼	-57.1%	-8
	Abstract	AJ	2	▲	-	+2
	Counter Claim	CC	2	▲	+100.0%	+1
	Impoundment	IM	2	▼	-60.0%	-3
	Detinue	DT	1	▼	-50.0%	-1
	Bond Forfeiture	BF	0	▼	-100.0%	-1
	Interrogatory	IN	0	▼	-100.0%	-3
	Total			371	▲	27.1%
Civil Commitments	Temporary Detention Order	TD	4	▲	+33.3%	+1
	Emergency Custody Order	EC	1	▼	-50.0%	-1
	Total		5		0.0%	0
GRAND TOTAL			2,061	▲	11.8%	+217

Filings by Major Case Category**

Category	Summary	Change	% Change	Absolute Change
Felony	33	▲	+50.0%	+11
Garnishment	96	▼	+57.4%	+35
General Civil	180	▼	+25.0%	+36
Infraction/Civil Violation	1,319	▲	+7.9%	+97
Landlord /Tenant	37	▼	-5.1%	-2
Misdemeanor	311	▲	+14.3%	+39
Other	71	▲	+7.6%	+5
Protective Orders	14	▲	-22.2%	-4
GRAND TOTAL	2,061	▲	11.8%	+217

* Compared to same time period as previous year

** Case Type Categories are defined in the 2017 Virginia Judicial Workload Assessment
 Source: SCV-SQL-Information

2024 Overall GRAND TOTAL		Distribution of Caseload			Change*		Percentage (%) of Caseload		
701	-30	Criminal	95	14%	75.9% ▲	+41	Criminal	2023 7.4%	2024 13.6%
		Traffic	467	67%	-18.1% ▼	-103	Traffic	78.0%	66.6%
2024		Civil	133	19%	34.3% ▲	+34	Civil	13.5%	19.0%
2023		Civil Commitments	6	1%	-25.0% ▼	-2	Civil Commitments	1.1%	0.9%
		GRAND TOTAL	701	100%	-4.1% ▼	-30	GRAND TOTAL	100%	100%

Filings by Division & Code

Division	Case Type Description	Code	Summary	Change	% Change	Absolute Change
Criminal	Misdemeanor	M	71	▲	+115.2%	+38
	Felony	F	10	▼	-9.1%	-1
	Civil Violation	CV	6	▲	+50.0%	+2
	Capias	CA	5	▲	+150.0%	+3
	Show Cause	SC	3	▼	-25.0%	-1
	Total			95	▲	75.9%
Traffic	Infraction	I	375	▼	-18.8%	-87
	Misdemeanor	M	90	▼	-10.9%	-11
	Capias	CA	2	▼	-33.3%	-1
	Restricted Operators License	RL	0	▼	-100.0%	-1
	Show Cause	SC	0	▼	-100.0%	-3
Total			467	▼	-18.1%	-103
Civil	Warrant in Debt	WD	51	▲	+34.2%	+13
	Garnishment	GA	34	▲	+36.0%	+9
	Other	OT	13	▲	+116.7%	+7
	Unlawful Detainer	UD	12	▼	-14.3%	-2
	Admin License	AL	9	▲	+200.0%	+6
	Preliminary Protective Order	PP	6	▲	+100.0%	+3
	Protective Order	PO	5	▲	+150.0%	+3
	Abstract	AJ	1	▲	-	+1
	Impoundment	IM	1	▲	-	+1
	Interrogatory	IN	1	▼	-66.7%	-2
	Detinue	DT	0	▼	-100.0%	-1
	Show Cause	SC	0	▼	-100.0%	-4
	Total			133	▲	34.3%
Civil Commitments	Temporary Detention Order	TD	4	▲	+33.3%	+1
	Emergency Custody Order	EC	2	▼	-60.0%	-3
Total			6	▼	-25.0%	-2
GRAND TOTAL			701	▼	-4.1%	-30

Filings by Major Case Category**

Category	Summary	Change	% Change	Absolute Change
Felony	10	▼	-9.1%	-1
Garnishment	35	▼	+25.0%	+7
General Civil	52	▲	+33.3%	+13
Infraction/Civil Violation	381	▲	-18.2%	-85
Landlord /Tenant	12	▼	-14.3%	-2
Misdemeanor	161	▲	+19.3%	+26
Other	39	▲	+18.2%	+6
Protective Orders	11	▲	+120.0%	+6
GRAND TOTAL	701	▼	-4.1%	-30

* Compared to same time period as previous year



** Case Type Categories are defined in the 2017 Virginia Judicial Workload Assessment

CPSS - GCMS CASELOAD STATISTICS OF THE GENERAL DISTRICT COURTS

January 2024 thru May 2024 Filings (Compared to January 2023 thru May 2023)

Middlesex

District: 9 FIPS: 119

2024 Overall GRAND TOTAL		Distribution of Caseload			Change*		Percentage (%) of Caseload		
853	+298	Criminal	173	20%	74.7% ▲	+74	Criminal	2023	2024
		Traffic	508	60%	55.8% ▲	+182	Traffic	17.8%	20.3%
		Civil	162	19%	31.7% ▲	+39	Civil	58.7%	59.6%
		Civil Commitments	10	1%	42.9% ▲	+3	Civil Commitments	22.2%	19.0%
		GRAND TOTAL	853	100%	53.7% ▲	+298	GRAND TOTAL	100%	100%

Filings by Division & Code

Division	Case Type Description	Code	Summary	Change	% Change	Absolute Change
Criminal	Misdemeanor	M	139	▲	+120.6%	+76
	Felony	F	20	▲	+185.7%	+13
	Civil Violation	CV	8	▲	+166.7%	+5
	Capias	CA	4	▼	-73.3%	-11
	Show Cause	SC	2	▼	-81.8%	-9
	Total			173	▲	74.7%
Traffic	Infraction	I	409	▲	+57.3%	+149
	Misdemeanor	M	96	▲	+57.4%	+35
	Capias	CA	1	↔	-	-
	Civil Violation	CV	1	▲	-	+1
	Felony	F	1	▼	-50.0%	-1
	Show Cause	SC	0	▼	-100.0%	-2
	Total			508	▲	55.8%
Civil	Warrant in Debt	WD	63	▲	+43.2%	+19
	Garnishment	GA	37	▲	+94.7%	+18
	Unlawful Detainer	UD	18	▲	+38.5%	+5
	Other	OT	15	▲	+7.1%	+1
	Admin License	AL	6	▼	-45.5%	-5
	Preliminary Protective Order	PP	6	▼	-14.3%	-1
	Detinue	DT	4	▲	+33.3%	+1
	Impoundment	IM	4	▲	+33.3%	+1
	Protective Order	PO	3	▼	-25.0%	-1
	Abstract	AJ	2	↔	-	-
	Bond Forfeiture	BF	1	▲	-	+1
	Motion for Judgment	MJ	1	▲	-	+1
	Petition-Restore Arms	PR	1	▲	-	+1
	Tenants Assertion	TA	1	▲	-	+1
	Interrogatory	IN	0	▼	-100.0%	-1
	Show Cause	SC	0	▼	-100.0%	-2
Total			162	▲	31.7%	+39
Civil Commitments	Temporary Detention Order	TD	6	▲	+20.0%	+1
	Emergency Custody Order	EC	4	▲	+100.0%	+2
	Total		10	▲	42.9%	+3
GRAND TOTAL			853	▲	53.7%	+298

Filings by Major Case Category**

Category	Summary	Change	% Change	Absolute Change
Felony	21	▲	+133.3%	+12
Garnishment	37	▼	+85.0%	+17
General Civil	72	▲	+46.9%	+23
Infraction/Civil Violation	418	▲	+58.9%	+155
Landlord /Tenant	19	▲	+46.2%	+6
Misdemeanor	235	▲	+89.5%	+111
Other	42	▲	-36.4%	-24
Protective Orders	9	▼	-18.2%	-2
GRAND TOTAL	853	▲	53.7%	+298

* Compared to same time period as previous year

** Case Type Categories are defined in the 2017 Virginia Judicial Workload Assessment

Source: SCV-SQL-Information

* Compared to same time period as previous year

** Case Type Categories are defined in the 2017 Virginia Judicial Workload Assessment
Source: SCV-SQL-Information

2024 Overall GRAND TOTAL		Distribution of Caseload			Change*		Percentage (%) of Caseload		
4,309	-885	Criminal	538	12%	25.7% ▲	+110	Criminal	2023 8.2%	2024 12.5%
		Traffic	3,286	76%	-25.4% ▼	-1,116	Traffic	84.8%	76.3%
2024		Civil	479	11%	35.7% ▲	+126	Civil	6.8%	11.1%
2023		Civil Commitments	6	0%	-45.5% ▼	-5	Civil Commitments	0.2%	0.1%
		GRAND TOTAL	4,309	100%	-17.0% ▼	-885	GRAND TOTAL	100%	100%

Filings by Division & Code

Division	Case Type Description	Code	Summary	Change	% Change	Absolute Change
Criminal	Misdemeanor	M	331	▲	+42.1%	+98
	Felony	F	122	▼	-21.3%	-33
	Capias	CA	44	▲	+100.0%	+22
	Civil Violation	CV	21	▲	+75.0%	+9
	Show Cause	SC	20	▲	+233.3%	+14
	Total			538	▲	25.7%
Traffic	Infraction	I	2,075	▼	-30.5%	-912
	Misdemeanor	M	1,103	▼	-14.6%	-188
	Capias	CA	55	▼	-20.3%	-14
	Show Cause	SC	31	▼	-31.1%	-14
	Civil Violation	CV	12	▲	+1,100.0%	+11
	Felony	F	10	▲	+11.1%	+1
Total			3,286	▼	-25.4%	-1,116
Civil	Warrant in Debt	WD	220	▲	+48.6%	+72
	Garnishment	GA	116	▲	+24.7%	+23
	Admin License	AL	43	▲	+65.4%	+17
	Other	OT	23	▲	+9.5%	+2
	Unlawful Detainer	UD	20	▲	+11.1%	+2
	Preliminary Protective Order	PP	19	▲	+137.5%	+11
	Impoundment	IM	9	▼	-47.1%	-8
	Protective Order	PO	6	▼	-25.0%	-2
	Abstract	AJ	5	▲	+25.0%	+1
	Interrogatory	IN	5	▲	+400.0%	+4
	Bond Forfeiture	BF	4	▲	+300.0%	+3
	Show Cause	SC	4	↔		-
	Motion for Judgment	MJ	3	▲	+50.0%	+1
	Detinue	DT	2	▲	-	+2
	Counter Claim	CC	0	▼	-100.0%	-1
	Tenants Assertion	TA	0	▼	-100.0%	-1
Total			479	▲	35.7%	+126
Civil Commitments	Emergency Custody Order	EC	3	▼	-25.0%	-1
	Temporary Detention Order	TD	3	▼	-25.0%	-1
	Mental Commitment	MC	0	▼	-100.0%	-1
	Petition	PT	0	▼	-100.0%	-2
Total			6	▼	-45.5%	-5
GRAND TOTAL			4,309	▼	-17.0%	-885

Filings by Major Case Category**

Category	Summary	Change	% Change	Absolute Change
Felony	132	▼	-19.5%	-32
Garnishment	121	▲	+28.7%	+27
General Civil	233	▲	+45.6%	+73
Infraction/Civil Violation	2,108	▲	-29.7%	-892
Involuntary Civil Commitments	0	▼	-100.0%	-2
Landlord /Tenant	20	▼	+5.3%	+1
Misdemeanor	1,434	▲	-5.9%	-90
Other	236	▲	+9.8%	+21

* Compared to same time period as previous year

** Case Type Categories are defined in the 2017 Virginia Judicial Workload Assessment

CPSS - GCMS CASELOAD STATISTICS OF THE GENERAL DISTRICT COURTS

January 2024 thru May 2024 Filings (Compared to January 2023 thru May 2023)

New Kent



District: 9 FIPS: 127

Protective Orders	25	▲	+56.3%	+9
GRAND TOTAL	4,309	▼	-17.0%	-885

* Compared to same time period as previous year

** Case Type Categories are defined in the 2017 Virginia Judicial Workload Assessment
Source: SCV-SQL-Information

CPSS - GCMS CASELOAD STATISTICS OF THE GENERAL DISTRICT COURTS
 January 2024 thru May 2024 Filings (Compared to January 2023 thru May 2023)

2024 Overall GRAND TOTAL		Distribution of Caseload			Change*		Percentage (%) of Caseload		
8,224	+1,690	Criminal	1,221	15%	9.8% ▲	+109	Criminal	2023	2024
		Traffic	4,072	50%	50.0% ▲	+1,358	Traffic	41.5%	49.5%
		Civil	1,990	24%	13.4% ▲	+235	Civil	26.9%	24.2%
		Civil Commitments	941	11%	-1.3% ▼	-12	Civil Commitments	14.6%	11.4%
		GRAND TOTAL	8,224	100%	25.9% ▲	+1,690	GRAND TOTAL	100%	100%

Filings by Division & Code

Division	Case Type Description	Code	Summary	Change	% Change	Absolute Change
Criminal	Misdemeanor	M	711	▲	+7.6%	+50
	Felony	F	281	▲	+27.1%	+60
	Capias	CA	137	▲	+23.4%	+26
	Show Cause	SC	57	▼	-26.0%	-20
	Civil Violation	CV	19	▼	-32.1%	-9
	Motion	MO	16	▲	+14.3%	+2
	Total			1,221	▲	9.8%
Traffic	Infraction	I	3,070	▲	+51.8%	+1,047
	Misdemeanor	M	893	▲	+42.4%	+266
	Show Cause	SC	38	▲	+31.0%	+9
	Civil Violation	CV	28	▲	-	+28
	Capias	CA	25	▲	+31.6%	+6
	Felony	F	16	▲	+6.7%	+1
	Restricted Operators License	RL	2	▲	+100.0%	+1
Total			4,072	▲	50.0%	+1,358
Civil	Warrant in Debt	WD	763	▲	+52.0%	+261
	Unlawful Detainer	UD	496	▲	+8.8%	+40
	Garnishment	GA	388	▼	-1.3%	-5
	Other	OT	93	▲	-26.2%	-33
	Preliminary Protective Order	PP	52	▼	-7.1%	-4
	Protective Order	PO	49	▼	-3.9%	-2
	Admin License	AL	41	▼	-40.6%	-28
	Interrogatory	IN	24	▲	+14.3%	+3
	Impoundment	IM	20	▲	+66.7%	+8
	Show Cause	SC	16	▲	+220.0%	+11
	Detinue	DT	15	▲	+200.0%	+10
	Bond Forfeiture	BF	14	▲	-	+14
	Abstract	AJ	8	▼	-69.2%	-18
	Motion for Judgment	MJ	5	▼	-73.7%	-14
	Tenants Assertion	TA	3	▼	-70.0%	-7
	Counter Claim	CC	1	▼	-75.0%	-3
Overweight	OC	1	▲	-	+1	
Petition-Restore Arms	PR	1	▲	-	+1	
Total			1,990	▲	13.4%	+235
Civil Commitments	Mental Commitment	MC	570	▼	-3.9%	-23
	Other	OT	256	▲	+1.2%	+3
	Temporary Detention Order	TD	87	▼	-2.2%	-2
	Emergency Custody Order	EC	28	▲	+55.6%	+10
Total			941	▼	-1.3%	-12
GRAND TOTAL			8,224	▲	25.9%	+1,690

Filings by Major Case Category**

Category	Summary	Change	% Change	Absolute Change
Felony	297	▲	+25.8%	+61
Garnishment	412	▲	-0.5%	-2
General Civil	797	▲	+50.4%	+267
Infraction/Civil Violation	3,118	▲	+52.0%	+1,067
Involuntary Civil Commitments	256	▲	+1.2%	+3

* Compared to same time period as previous year

** Case Type Categories are defined in the 2017 Virginia Judicial Workload Assessment

CPSS - GCMS CASELOAD STATISTICS OF THE GENERAL DISTRICT COURTS

January 2024 thru May 2024 Filings (Compared to January 2023 thru May 2023)

Landlord /Tenant	499	▼	+7.1%	+33
Misdemeanor	1,606	▲	+24.6%	+317
Other	1,138	▲	-4.2%	-50
Protective Orders	101	▼	-5.6%	-6
GRAND TOTAL	8,224	▲	25.9%	+1,690

* Compared to same time period as previous year



** Case Type Categories are defined in the 2017 Virginia Judicial Workload Assessment
Source: SCV-SQL-Information

CPSS - GCMS CASELOAD STATISTICS OF THE GENERAL DISTRICT COURTS

January 2024 thru May 2024 Filings (Compared to January 2023 thru May 2023)

York

District: 9 FIPS: 199

2024 Overall GRAND TOTAL		Distribution of Caseload			Change*		Percentage (%) of Caseload		
9,140	+2,066	Criminal	1,040	11%	3.6% ▲	+36	Criminal	2023	2024
		Traffic	6,322	69%	39.1% ▲	+1,776	Traffic	14.2%	11.4%
		Civil	1,730	19%	16.0% ▲	+238	Civil	64.3%	69.2%
		Civil Commitments	48	1%	50.0% ▲	+16	Civil Commitments	21.1%	18.9%
		GRAND TOTAL	9,140	100%	29.2% ▲	+2,066	GRAND TOTAL	0.5%	0.5%
							GRAND TOTAL	100%	100%

Filings by Division & Code

Division	Case Type Description	Code	Summary	Change	% Change	Absolute Change
Criminal	Misdemeanor	M	604	▼	-0.5%	-3
	Felony	F	281	▲	+13.8%	+34
	Capias	CA	95	▲	+17.3%	+14
	Show Cause	SC	34	▼	-22.7%	-10
	Civil Violation	CV	26	▲	+4.0%	+1
	Total			1,040	▲	3.6%
Traffic	Infraction	I	4,931	▲	+39.8%	+1,404
	Misdemeanor	M	1,356	▲	+39.9%	+387
	Capias	CA	17	▼	-29.2%	-7
	Felony	F	11	▼	-26.7%	-4
	Show Cause	SC	7	▼	-30.0%	-3
	Restricted Operators License	RL	0	▼	-100.0%	-1
	Total			6,322	▲	39.1%
Civil	Warrant in Debt	WD	724	▲	+36.1%	+192
	Garnishment	GA	389	▼	-6.9%	-29
	Unlawful Detainer	UD	315	▲	+0.6%	+2
	Other	OT	87	▲	+47.5%	+28
	Admin License	AL	51	▲	+75.9%	+22
	Impoundment	IM	38	▲	+137.5%	+22
	Preliminary Protective Order	PP	33	▲	+32.0%	+8
	Abstract	AJ	28	▲	+100.0%	+14
	Protective Order	PO	26	▼	-16.1%	-5
	Interrogatory	IN	12	▲	+100.0%	+6
	Motion for Judgment	MJ	7	▼	-41.7%	-5
	Zoning Violation	ZO	7	▼	-65.0%	-13
	Detinue	DT	5	▲	+400.0%	+4
	Show Cause	SC	5	▼	-37.5%	-3
	Counter Claim	CC	2	↔		-
	Petition-Restore Arms	PR	1	↔		-
	Capias	CA	0	▼	-100.0%	-1
	Restricted Operators License	RL	0	▼	-100.0%	-1
	Tenants Assertion	TA	0	▼	-100.0%	-3
Total			1,730	▲	16.0%	+238
Civil Commitments	Temporary Detention Order	TD	33	▲	+43.5%	+10
	Emergency Custody Order	EC	12	▲	+71.4%	+5
	Medical Emergency Temporary Detention Order	MT	3	▲	+50.0%	+1
	Total			48	▲	50.0%
GRAND TOTAL			9,140	▲	29.2%	+2,066

Filings by Major Case Category**

Category	Summary	Change	% Change	Absolute Change
Felony	292	▼	+11.5%	+30
Garnishment	401	▲	-5.4%	-23
General Civil	746	▲	+34.7%	+192
Infraction/Civil Violation	4,957	▲	+39.6%	+1,405
Landlord /Tenant	315	▼	-0.3%	-1
Misdemeanor	1,967	▼	+23.1%	+369
Other	403	▲	+29.2%	+91

* Compared to same time period as previous year

** Case Type Categories are defined in the 2017 Virginia Judicial Workload Assessment

CPSS - GCMS CASELOAD STATISTICS OF THE GENERAL DISTRICT COURTS

January 2024 thru May 2024 Filings (Compared to January 2023 thru May 2023)



York

District: 9 FIPS: 199

Protective Orders	59	▲	+5.4%	+3
GRAND TOTAL	9,140	▲	29.2%	+2,066

* Compared to same time period as previous year

** Case Type Categories are defined in the 2017 Virginia Judicial Workload Assessment
Source: SCV-SQL-Information

2024 Overall GRAND TOTAL		Distribution of Caseload			Change*		Percentage (%) of Caseload		
1,696	+84	Criminal	177	10%	-39.6% ▼	-116	Criminal	2023	2024
		Traffic	1,056	62%	7.9% ▲	+77	Traffic	18.2%	10.4%
2024 		Civil	452	27%	39.1% ▲	+127	Civil	60.7%	62.3%
2023 		Civil Commitments	11	1%	-26.7% ▼	-4	Civil Commitments	20.2%	26.7%
		GRAND TOTAL	1,696	100%	5.2% ▲	+84	GRAND TOTAL	100%	100%

Filings by Division & Code



Division	Case Type Description	Code	Summary	Change	% Change	Absolute Change
Criminal	Misdemeanor	M	103	▼	-47.2%	-92
	Felony	F	34	▼	-17.1%	-7
	Capias	CA	20	▼	-9.1%	-2
	Show Cause	SC	16	▼	-20.0%	-4
	Civil Violation	CV	4	▼	-73.3%	-11
	Total			177	▼	-39.6%
Traffic	Infraction	I	878	▲	+11.4%	+90
	Misdemeanor	M	161	▲	+1.3%	+2
	Show Cause	SC	10	↔		-
	Capias	CA	4	▼	-50.0%	-4
	Felony	F	3	▼	-78.6%	-11
	Total			1,056	▲	7.9%
Civil	Warrant in Debt	WD	243	▲	+89.8%	+115
	Garnishment	GA	87	▼	-16.3%	-17
	Detinue	DT	36	▲	+200.0%	+24
	Unlawful Detainer	UD	20	▼	-25.9%	-7
	Protective Order	PO	18	▲	+80.0%	+8
	Preliminary Protective Order	PP	17	▲	+70.0%	+7
	Other	OT	13	▲	+18.2%	+2
	Show Cause	SC	6	▲	+100.0%	+3
	Admin License	AL	5	▼	-61.5%	-8
	Bond Forfeiture	BF	3	▲	+50.0%	+1
	Abstract	AJ	2	▼	-33.3%	-1
	Interrogatory	IN	1	▲	-	+1
	Zoning Violation	ZO	1	▲	-	+1
	Impoundment	IM	0	▼	-100.0%	-2
Total			452	▲	39.1%	+127
Civil Commitments	Emergency Custody Order	EC	7	▲	+40.0%	+2
	Temporary Detention Order	TD	4	▼	-50.0%	-4
	Mental Commitment	MC	0	▼	-100.0%	-2
	Total			11	▼	-26.7%
GRAND TOTAL			1,696	▲	5.2%	+84

Filings by Major Case Category**

Category	Summary	Change	% Change	Absolute Change
Felony	37	▼	-32.7%	-18
Garnishment	88	▲	-15.4%	-16
General Civil	280	▲	+100.0%	+140
Infraction/Civil Violation	882	▼	+9.8%	+79
Landlord /Tenant	20	▼	-25.9%	-7
Misdemeanor	265	▲	-25.1%	-89
Other	89	▼	-18.3%	-20
Protective Orders	35	▲	+75.0%	+15
GRAND TOTAL	1,696	▲	5.2%	+84

* Compared to same time period as previous year

** Case Type Categories are defined in the 2017 Virginia Judicial Workload Assessment

2024 Overall GRAND TOTAL		Distribution of Caseload			Change*		Percentage (%) of Caseload		
1,666	+198	Criminal	201	12%	-10.7% ▼	-24	Criminal	2023	2024
		Traffic	1,114	67%	15.8% ▲	+152	Traffic	15.3%	12.1%
		Civil	339	20%	27.4% ▲	+73	Civil	65.5%	66.9%
		Civil Commitments	12	1%	-20.0% ▼	-3	Civil Commitments	18.1%	20.3%
		GRAND TOTAL	1,666	100%	13.5% ▲	+198	GRAND TOTAL	100%	100%

Filings by Division & Code

Division	Case Type Description	Code	Summary	Change	% Change	Absolute Change
Criminal	Misdemeanor	M	119	▼	-14.4%	-20
	Felony	F	53	▲	+3.9%	+2
	Show Cause	SC	13	▼	-31.6%	-6
	Capias	CA	10	▼	-23.1%	-3
	Civil Violation	CV	6	▲	+100.0%	+3
	Total			201	▼	-10.7%
Traffic	Infraction	I	902	▲	+10.9%	+89
	Misdemeanor	M	202	▲	+37.4%	+55
	Show Cause	SC	5	▲	+150.0%	+3
	Civil Violation	CV	3	▲	-	+3
	Capias	CA	1	▲	-	+1
	Felony	F	1	▲	-	+1
	Total			1,114	▲	15.8%
Civil	Warrant in Debt	WD	159	▲	+45.9%	+50
	Garnishment	GA	70	▲	+25.0%	+14
	Impoundment	IM	24	▲	+118.2%	+13
	Other	OT	22	▼	-12.0%	-3
	Unlawful Detainer	UD	20	▼	-31.0%	-9
	Admin License	AL	14	▲	+55.6%	+5
	Preliminary Protective Order	PP	11	▲	+22.2%	+2
	Protective Order	PO	11	▲	+57.1%	+4
	Detinue	DT	5	▲	+25.0%	+1
	Show Cause	SC	2	▼	-60.0%	-3
	Bond Forfeiture	BF	1	▲	-	+1
	Motion for Judgment	MJ	0	▼	-100.0%	-1
	Overweight	OC	0	▼	-100.0%	-1
	Total			339	▲	27.4%
Civil Commitments	Temporary Detention Order	TD	11	▲	+10.0%	+1
	Emergency Custody Order	EC	1	▼	-75.0%	-3
	Petition	PT	0	▼	-100.0%	-1
Total			12	▼	-20.0%	-3
GRAND TOTAL			1,666	▲	13.5%	+198

Filings by Major Case Category**



Category	Summary	Change	% Change	Absolute Change
Felony	54	▲	+5.9%	+3
Garnishment	70	▲	+25.0%	+14
General Civil	165	▼	+42.2%	+49
Infraction/Civil Violation	911	▲	+11.5%	+94
Involuntary Civil Commitments	0	▼	-100.0%	-1
Landlord /Tenant	20	▼	-31.0%	-9
Misdemeanor	321	▲	+12.2%	+35
Other	103	▲	+7.3%	+7
Protective Orders	22	▲	+37.5%	+6
GRAND TOTAL	1,666	▲	13.5%	+198

* Compared to same time period as previous year

** Case Type Categories are defined in the 2017 Virginia Judicial Workload Assessment
 Source: SCV-SQL-Information

* Compared to same time period as previous year

** Case Type Categories are defined in the 2017 Virginia Judicial Workload Assessment
Source: SCV-SQL-Information

2024 Overall GRAND TOTAL		Distribution of Caseload			Change*		Percentage (%) of Caseload		
1,523	-647	Criminal	170	11%	12.6% ▲	+19	Criminal	2023 7.0%	2024 11.2%
		Traffic	1,119	73%	-36.6% ▼	-647	Traffic	81.4%	73.5%
		Civil	226	15%	-9.6% ▼	-24	Civil	11.5%	14.8%
		Civil Commitments	8	1%	166.7% ▲	+5	Civil Commitments	0.1%	0.5%
		GRAND TOTAL	1,523	100%	-29.8% ▼	-647	GRAND TOTAL	100%	100%

Filings by Division & Code

Division	Case Type Description	Code	Summary	Change	% Change	Absolute Change
Criminal	Misdemeanor	M	83	▼	-5.7%	-5
	Felony	F	66	▲	+61.0%	+25
	Show Cause	SC	13	▼	-7.1%	-1
	Capias	CA	5	▼	-37.5%	-3
	Civil Violation	CV	3	▲	-	+3
	Total			170	▲	12.6%
Traffic	Infraction	I	930	▼	-39.7%	-612
	Misdemeanor	M	172	▼	-18.1%	-38
	Show Cause	SC	8	▲	+14.3%	+1
	Felony	F	6	▲	+100.0%	+3
	Capias	CA	3	▼	-25.0%	-1
	Total			1,119	▼	-36.6%
Civil	Warrant in Debt	WD	122	▲	+1.7%	+2
	Garnishment	GA	49	▲	+8.9%	+4
	Other	OT	23	▼	+4.5%	+1
	Unlawful Detainer	UD	10	▼	-58.3%	-14
	Protective Order	PO	5	▼	-61.5%	-8
	Bond Forfeiture	BF	4	▲	+300.0%	+3
	Preliminary Protective Order	PP	4	▼	-63.6%	-7
	Admin License	AL	3	▼	-25.0%	-1
	Impoundment	IM	3	▼	-57.1%	-4
	Detinue	DT	2	▲	-	+2
	Abstract	AJ	1	▲	-	+1
	Interrogatory	IN	0	▼	-100.0%	-2
	Show Cause	SC	0	▼	-100.0%	-1
	Total			226	▼	-9.6%
Civil Commitments	Temporary Detention Order	TD	7	▲	+133.3%	+4
	Emergency Custody Order	EC	1	▲	-	+1
	Total		8	▲	166.7%	+5
GRAND TOTAL			1,523	▼	-29.8%	-647



Filings by Major Case Category**

Category	Summary	Change	% Change	Absolute Change
Felony	72	▲	+63.6%	+28
Garnishment	49	▼	+4.3%	+2
General Civil	125	▲	+1.6%	+2
Infraction/Civil Violation	933	▲	-39.5%	-609
Landlord /Tenant	10	▼	-58.3%	-14
Misdemeanor	255	▼	-14.4%	-43
Other	70	▲	+2.9%	+2
Protective Orders	9	▼	-62.5%	-15
GRAND TOTAL	1,523	▼	-29.8%	-647

* Compared to same time period as previous year

** Case Type Categories are defined in the 2017 Virginia Judicial Workload Assessment

Source: SCV-SQL-Information

2024 Overall GRAND TOTAL		Distribution of Caseload			Change*		Percentage (%) of Caseload		
1,229	-422	Criminal	105	9%	16.7% ▲	+15	Criminal	2023: 5.5%	2024: 8.5%
		Traffic	899	73%	-35.1% ▼	-487	Traffic	83.9%	73.1%
		Civil	217	18%	29.2% ▲	+49	Civil	10.2%	17.7%
		Civil Commitments	8	1%	14.3% ▲	+1	Civil Commitments	0.4%	0.7%
		GRAND TOTAL	1,229	100%	-25.6% ▼	-422	GRAND TOTAL	100%	100%

Filings by Division & Code

Division	Case Type Description	Code	Summary	Change	% Change	Absolute Change
Criminal	Misdemeanor	M	79	▲	+58.0%	+29
	Felony	F	14	▼	-50.0%	-14
	Show Cause	SC	10	▲	+100.0%	+5
	Capias	CA	1	▼	-80.0%	-4
	Civil Violation	CV	1	▼	-50.0%	-1
	Total		105	▲	16.7%	+15
Traffic	Infraction	I	763	▼	-35.0%	-411
	Misdemeanor	M	131	▼	-35.8%	-73
	Show Cause	SC	3	▼	-50.0%	-3
	Capias	CA	2	↔		-
	Total		899	▼	-35.1%	-487
Civil	Warrant in Debt	WD	109	▲	+101.9%	+55
	Garnishment	GA	55	▼	-14.1%	-9
	Other	OT	16	▲	+128.6%	+9
	Unlawful Detainer	UD	14	▼	-12.5%	-2
	Preliminary Protective Order	PP	10	▼	-16.7%	-2
	Abstract	AJ	3	▲	-	+3
	Protective Order	PO	3	▲	+50.0%	+1
	Admin License	AL	2	▼	-50.0%	-2
	Detinue	DT	2	▲	+100.0%	+1
	Interrogatory	IN	1	↔		-
	Restricted Operators License	RL	1	▲	-	+1
	Show Cause	SC	1	▲	-	+1
	Impoundment	IM	0	▼	-100.0%	-7
	Total		217	▲	29.2%	+49
Civil Commitments	Temporary Detention Order	TD	6	▲	+20.0%	+1
	Emergency Custody Order	EC	2	↔		-
	Total		8	▲	14.3%	+1
GRAND TOTAL			1,229	▼	-25.6%	-422

Filings by Major Case Category**

Category	Summary	Change	% Change	Absolute Change
Felony	14	▼	-50.0%	-14
Garnishment	56	▼	-13.8%	-9
General Civil	111	▲	+98.2%	+55
Infraction/Civil Violation	764	▼	-35.0%	-412
Landlord /Tenant	14	▼	-12.5%	-2
Misdemeanor	211	▲	-16.9%	-43
Other	46	▲	+9.5%	+4
Protective Orders	13	▲	-7.1%	-1
GRAND TOTAL	1,229	▼	-25.6%	-422

* Compared to same time period as previous year

** Case Type Categories are defined in the 2017 Virginia Judicial Workload Assessment



Source: SCV-SQL-Information

CPSS - GCMS CASELOAD STATISTICS OF THE GENERAL DISTRICT COURTS

January 2024 thru May 2024 Filings (Compared to January 2023 thru May 2023)

Halifax

District: 10 FIPS: 083

2024 Overall GRAND TOTAL		Distribution of Caseload			Change*		Percentage (%) of Caseload		
4,063	-239	Criminal	625	15%	-12.0% ▼	-85	Criminal	2023	2024
		Traffic	2,576	63%	-7.9% ▼	-222	Traffic	16.5%	15.4%
		Civil	820	20%	8.6% ▲	+65	Civil	65.0%	63.4%
		Civil Commitments	42	1%	7.7% ▲	+3	Civil Commitments	17.5%	20.2%
		GRAND TOTAL	4,063	100%	-5.6% ▼	-239	GRAND TOTAL	0.9%	1.0%
							GRAND TOTAL	100%	100%

Filings by Division & Code

Division	Case Type Description	Code	Summary	Change	% Change	Absolute Change
Criminal	Misdemeanor	M	380	▲	+6.1%	+22
	Felony	F	115	▼	-39.8%	-76
	Capias	CA	63	▼	-11.3%	-8
	Show Cause	SC	44	▼	-29.0%	-18
	Civil Violation	CV	18	▼	-18.2%	-4
	Restricted Operators License	RL	5	▼	-16.7%	-1
	Total			625	▼	-12.0%
Traffic	Infraction	I	2,004	▼	-12.9%	-298
	Misdemeanor	M	508	▲	+13.1%	+59
	Show Cause	SC	34	▲	+78.9%	+15
	Capias	CA	22	▲	+46.7%	+7
	Restricted Operators License	RL	4	▲	+33.3%	+1
	Felony	F	2	▼	-80.0%	-8
	Civil Violation	CV	1	▲	-	+1
	Motion	MO	1	▲	-	+1
Total			2,576	▼	-7.9%	-222
Civil	Warrant in Debt	WD	339	▲	+6.6%	+21
	Garnishment	GA	247	▲	+24.1%	+48
	Other	OT	60	▲	+7.1%	+4
	Unlawful Detainer	UD	47	▼	-20.3%	-12
	Admin License	AL	42	▲	+13.5%	+5
	Preliminary Protective Order	PP	32	▲	+23.1%	+6
	Detinue	DT	27	▼	-10.0%	-3
	Protective Order	PO	9	▲	+12.5%	+1
	Bond Forfeiture	BF	6	▼	-14.3%	-1
	Impoundment	IM	6	▼	-40.0%	-4
	Show Cause	SC	3	▲	-	+3
	Abstract	AJ	1	▼	-75.0%	-3
	Interrogatory	IN	1	▲	-	+1
	Motion for Judgment	MJ	0	▼	-100.0%	-1
Total			820	▲	8.6%	+65
Civil Commitments	Temporary Detention Order	TD	25	▲	+19.0%	+4
	Emergency Custody Order	EC	16	▼	-5.9%	-1
	Mental Commitment	MC	1	▲	-	+1
	Medical Emergency Temporary Detention Order	MT	0	▼	-100.0%	-1
Total			42	▲	7.7%	+3
GRAND TOTAL			4,063	▼	-5.6%	-239

Filings by Major Case Category**

Category	Summary	Change	% Change	Absolute Change
Felony	117	▼	-41.8%	-84
Garnishment	248	▲	+24.6%	+49
General Civil	370	▲	+5.7%	+20
Infraction/Civil Violation	2,023	▲	-13.0%	-301
Landlord /Tenant	47	▼	-20.3%	-12
Misdemeanor	897	▲	+9.9%	+81
Other	320	▲	+0.3%	+1

* Compared to same time period as previous year

** Case Type Categories are defined in the 2017 Virginia Judicial Workload Assessment


CPSS - GCMS CASELOAD STATISTICS OF THE GENERAL DISTRICT COURTS

January 2024 thru May 2024 Filings (Compared to January 2023 thru May 2023)

Protective Orders	41	▲	+20.6%	+7
GRAND TOTAL	4,063	▼	-5.6%	-239

* Compared to same time period as previous year

** Case Type Categories are defined in the 2017 Virginia Judicial Workload Assessment
Source: SCV-SQL-Information

2024 Overall GRAND TOTAL		Distribution of Caseload		Change*		Percentage (%) of Caseload		
971	+153	Criminal	173 18%	69.6% ▲	+71	Criminal	2023 12.5%	2024 17.8%
		Traffic	574 59%	9.5% ▲	+50	Traffic	64.1%	59.1%
2024		Civil	223 23%	18.6% ▲	+35	Civil	23.0%	23.0%
2023		Civil Commitments	1 0%	-75.0% ▼	-3	Civil Commitments	0.5%	0.1%
		GRAND TOTAL	971 100%	18.7% ▲	+153	GRAND TOTAL	100%	100%

Filings by Division & Code

Division	Case Type Description	Code	Summary	Change	% Change	Absolute Change
Criminal	Misdemeanor	M	109	▲	+94.6%	+53
	Felony	F	37	▲	+105.6%	+19
	Show Cause	SC	16	▲	+23.1%	+3
	Capias	CA	7	▼	-22.2%	-2
	Civil Violation	CV	4	▼	-33.3%	-2
	Total		173	▲	69.6%	+71
Traffic	Infraction	I	454	▲	+12.9%	+52
	Misdemeanor	M	117	▼	-0.8%	-1
	Capias	CA	1	↔		-
	Felony	F	1	▼	-50.0%	-1
	Show Cause	SC	1	↔		-
	Total		574	▲	9.5%	+50
Civil	Warrant in Debt	WD	108	▲	+77.0%	+47
	Garnishment	GA	53	↔		-
	Other	OT	23	▲	+21.1%	+4
	Unlawful Detainer	UD	18	▼	-25.0%	-6
	Preliminary Protective Order	PP	9	▼	-25.0%	-3
	Protective Order	PO	8	▼	-33.3%	-4
	Interrogatory	IN	2	▲	-	+2
	Admin License	AL	1	↔		-
	Detinue	DT	1	▼	-66.7%	-2
	Abstract	AJ	0	▼	-100.0%	-2
	Petition-Restore Arms	PR	0	▼	-100.0%	-1
	Total		223	▲	18.6%	+35
Civil Commitments	Temporary Detention Order	TD	1	▼	-50.0%	-1
	Emergency Custody Order	EC	0	▼	-100.0%	-2
	Total		1	▼	-75.0%	-3
GRAND TOTAL			971	▲	18.7%	+153



Filings by Major Case Category**

Category	Summary	Change	% Change	Absolute Change
Felony	38	▲	+90.0%	+18
Garnishment	55	▲	+3.8%	+2
General Civil	110	▲	+69.2%	+45
Infraction/Civil Violation	458	▼	+12.3%	+50
Landlord /Tenant	18	▼	-25.0%	-6
Misdemeanor	226	▲	+29.9%	+52
Other	49	▼	-2.0%	-1
Protective Orders	17	▼	-29.2%	-7
GRAND TOTAL		971	▲	18.7%

* Compared to same time period as previous year

** Case Type Categories are defined in the 2017 Virginia Judicial Workload Assessment

Source: SCV-SQL-Information

2024 Overall GRAND TOTAL		Distribution of Caseload			Change*		Percentage (%) of Caseload		
6,317	+322	Criminal	582	9%	-3.3% ▼	-20	Criminal	2023	2024
		Traffic	4,879	77%	5.2% ▲	+242	Traffic	10.0%	9.2%
		Civil	806	13%	13.0% ▲	+93	Civil	77.3%	77.2%
		Civil Commitments	50	1%	16.3% ▲	+7	Civil Commitments	11.9%	12.8%
		GRAND TOTAL	6,317	100%	5.4% ▲	+322	GRAND TOTAL	0.7%	0.8%
							GRAND TOTAL	100%	100%

Filings by Division & Code

Division	Case Type Description	Code	Summary	Change	% Change	Absolute Change
Criminal	Misdemeanor	M	340	▲	+0.6%	+2
	Felony	F	116	▼	-24.7%	-38
	Show Cause	SC	56	▼	-3.4%	-2
	Capias	CA	54	▲	+38.5%	+15
	Civil Violation	CV	16	▲	+23.1%	+3
	Total			582	▼	-3.3%
Traffic	Infraction	I	3,646	▲	+1.9%	+69
	Misdemeanor	M	1,204	▲	+15.7%	+163
	Show Cause	SC	14	▲	+75.0%	+6
	Capias	CA	8	▲	+60.0%	+3
	Felony	F	5	↔		-
	Civil Violation	CV	2	▲	+100.0%	+1
	Total			4,879	▲	5.2%
Civil	Warrant in Debt	WD	318	▲	+47.9%	+103
	Garnishment	GA	199	▲	+20.6%	+34
	Unlawful Detainer	UD	69	▼	-38.4%	-43
	Detinue	DT	63	▼	-1.6%	-1
	Other	OT	48	↔		-
	Bond Forfeiture	BF	22	▼	-4.3%	-1
	Protective Order	PO	21	▲	+5.0%	+1
	Preliminary Protective Order	PP	20	▼	-25.9%	-7
	Admin License	AL	16	▼	-15.8%	-3
	Impoundment	IM	11	▲	+83.3%	+5
	Abstract	AJ	7	▼	-12.5%	-1
	Motion for Judgment	MJ	5	▲	-	+5
	Interrogatory	IN	3	↔		-
	Show Cause	SC	3	▲	+50.0%	+1
	Petition-Restore Arms	PR	1	▲	-	+1
	Tenants Assertion	TA	0	▼	-100.0%	-1
Total			806	▲	13.0%	+93
Civil Commitments	Temporary Detention Order	TD	30	▲	+15.4%	+4
	Emergency Custody Order	EC	19	▲	+11.8%	+2
	Mental Commitment	MC	1	▲	-	+1
	Total			50	▲	16.3%
GRAND TOTAL			6,317	▲	5.4%	+322

Filings by Major Case Category**

Category	Summary	Change	% Change	Absolute Change
Felony	121	▼	-23.9%	-38
Garnishment	202	▲	+20.2%	+34
General Civil	389	▲	+38.4%	+108
Infraction/Civil Violation	3,664	▲	+2.0%	+73
Landlord /Tenant	69	▼	-38.9%	-44
Misdemeanor	1,544	▲	+12.0%	+165
Other	287	▲	+11.7%	+30
Protective Orders	41	▼	-12.8%	-6
GRAND TOTAL	6,317	▲	5.4%	+322

* Compared to same time period as previous year

** Case Type Categories are defined in the 2017 Virginia Judicial Workload Assessment

* Compared to same time period as previous year

** Case Type Categories are defined in the 2017 Virginia Judicial Workload Assessment
Source: SCV-SQL-Information

2024 Overall GRAND TOTAL		Distribution of Caseload			Change*		Percentage (%) of Caseload		
3,802	-492	Criminal	469	12%	15.5% ▲	+63	Criminal	2023 9.5%	2024 12.3%
		Traffic	2,580	68%	-20.2% ▼	-655	Traffic	75.3%	67.9%
2024		Civil	711	19%	16.6% ▲	+101	Civil	14.2%	18.7%
2023		Civil Commitments	42	1%	-2.3% ▼	-1	Civil Commitments	1.0%	1.1%
		GRAND TOTAL	3,802	100%	-11.5% ▼	-492	GRAND TOTAL	100%	100%

Filings by Division & Code

Division	Case Type Description	Code	Summary	Change	% Change	Absolute Change
Criminal	Misdemeanor	M	299	▲	+37.8%	+82
	Felony	F	77	▼	-6.1%	-5
	Show Cause	SC	63	▼	-4.5%	-3
	Capias	CA	20	▼	-25.9%	-7
	Civil Violation	CV	10	▼	-28.6%	-4
	Total			469	▲	15.5%
Traffic	Infraction	I	2,291	▼	-21.5%	-627
	Misdemeanor	M	270	▼	-11.5%	-35
	Capias	CA	8	▲	+100.0%	+4
	Felony	F	7	▲	+600.0%	+6
	Show Cause	SC	3	▼	-57.1%	-4
	Civil Violation	CV	1	▲	-	+1
	Total			2,580	▼	-20.2%
Civil	Warrant in Debt	WD	250	▲	+50.6%	+84
	Garnishment	GA	173	▲	+9.5%	+15
	Unlawful Detainer	UD	116	▼	-4.1%	-5
	Detinue	DT	63	▼	-12.5%	-9
	Other	OT	39	▼	+8.3%	+3
	Admin License	AL	31	▼	-26.2%	-11
	Preliminary Protective Order	PP	13	▲	+160.0%	+8
	Protective Order	PO	8	▲	+14.3%	+1
	Show Cause	SC	8	▲	+700.0%	+7
	Motion for Judgment	MJ	3	▲	+200.0%	+2
	Abstract	AJ	2	▲	-	+2
	Interrogatory	IN	2	▲	-	+2
	Tenants Assertion	TA	2	▲	-	+2
	Restricted Operators License	RL	1	▲	-	+1
	Impoundment	IM	0	▼	-100.0%	-1
	Total			711	▲	16.6%
Civil Commitments	Temporary Detention Order	TD	26	▼	-3.7%	-1
	Emergency Custody Order	EC	15	↔	-	-
	Medical Emergency Temporary Detention Order	MT	1	▲	-	+1
	Medical Emergency Custody Order	ME	0	▼	-100.0%	-1
	Total			42	▼	-2.3%
GRAND TOTAL			3,802	▼	-11.5%	-492

Filings by Major Case Category**

Category	Summary	Change	% Change	Absolute Change
Felony	84	▲	+1.2%	+1
Garnishment	175	▲	+10.8%	+17
General Civil	316	▲	+31.1%	+75
Infraction/Civil Violation	2,302	▲	-21.5%	-630
Landlord /Tenant	118	▲	-2.5%	-3
Misdemeanor	570	▲	+9.2%	+48
Other	216	▲	-4.0%	-9
Protective Orders	21	▲	+75.0%	+9
GRAND TOTAL	3,802	▼	-11.5%	-492

* Compared to same time period as previous year


** Case Type Categories are defined in the 2017 Virginia Judicial Workload Assessment

* Compared to same time period as previous year

** Case Type Categories are defined in the 2017 Virginia Judicial Workload Assessment
Source: SCV-SQL-Information

CPSS - GCMS CASELOAD STATISTICS OF THE GENERAL DISTRICT COURTS

January 2024 thru May 2024 Filings (Compared to January 2023 thru May 2023)

2024 Overall GRAND TOTAL		Distribution of Caseload			Change*		Percentage (%) of Caseload			
1,350	+92	Criminal	136	10%	23.6%	▲	+26	Criminal	2023: 8.7%	2024: 10.1%
		Traffic	946	70%	5.5%	▲	+49	Traffic	71.3%	70.1%
2024		Civil	264	20%	9.1%	▲	+22	Civil	19.2%	19.6%
2023		Civil Commitments	4	0%	-55.6%	▼	-5	Civil Commitments	0.7%	0.3%
		GRAND TOTAL	1,350	100%	7.3%	▲	+92	GRAND TOTAL	100%	100%

Filings by Division & Code


Division	Case Type Description	Code	Summary	Change	% Change	Absolute Change
Criminal	Misdemeanor	M	73	▼	-2.7%	-2
	Felony	F	34	▲	+88.9%	+16
	Show Cause	SC	12	▲	+100.0%	+6
	Capias	CA	11	▲	+175.0%	+7
	Civil Violation	CV	6	▼	-14.3%	-1
	Total			136	▲	23.6%
Traffic	Infraction	I	718	▲	+5.7%	+39
	Misdemeanor	M	205	▲	+2.0%	+4
	Show Cause	SC	11	▲	+57.1%	+4
	Capias	CA	7	▼	-12.5%	-1
	Felony	F	2	↔	-	-
	Restricted Operators License	RL	2	▲	-	+2
	Civil Violation	CV	1	▲	-	+1
	Total			946	▲	5.5%
Civil	Warrant in Debt	WD	147	▲	+21.5%	+26
	Garnishment	GA	73	▲	+17.7%	+11
	Admin License	AL	15	▼	-6.3%	-1
	Unlawful Detainer	UD	12	▼	-25.0%	-4
	Abstract	AJ	4	↔	-	-
	Other	OT	4	▲	-50.0%	-4
	Detinue	DT	3	▲	-	+3
	Impoundment	IM	2	▼	-50.0%	-2
	Preliminary Protective Order	PP	2	▼	-50.0%	-2
	Protective Order	PO	2	▼	-33.3%	-1
	Counter Claim	CC	0	▼	-100.0%	-1
	Interrogatory	IN	0	▼	-100.0%	-1
	Show Cause	SC	0	▼	-100.0%	-2
	Total			264	▲	9.1%
Civil Commitments	Temporary Detention Order	TD	3	▼	-40.0%	-2
	Emergency Custody Order	EC	1	▼	-75.0%	-3
	Total			4	▼	-55.6%
GRAND TOTAL			1,350	▲	7.3%	+92

Filings by Major Case Category**

Category	Summary	Change	% Change	Absolute Change	
Felony	36	▲	+80.0%	+16	
Garnishment	73	▼	+15.9%	+10	
General Civil	151	▲	+24.8%	+30	
Infraction/Civil Violation	725	▲	+5.7%	+39	
Landlord /Tenant	12	▼	-25.0%	-4	
Misdemeanor	280	▲	+1.4%	+4	
Other	69	▼	-	0	
Protective Orders	4	▼	-42.9%	-3	
GRAND TOTAL		1,350	▲	7.3%	+92

* Compared to same time period as previous year

** Case Type Categories are defined in the 2017 Virginia Judicial Workload Assessment

2024 Overall GRAND TOTAL		Distribution of Caseload			Change*		Percentage (%) of Caseload		
5,829 +785 	Criminal	529	9%	25.4% ▲	+107	Criminal	2023: 8.4%	2024: 9.1%	
	Traffic	4,155	71%	14.8% ▲	+535	Traffic	71.8%	71.3%	
	Civil	830	14%	15.1% ▲	+109	Civil	14.3%	14.2%	
	Civil Commitments	315	5%	12.1% ▲	+34	Civil Commitments	5.6%	5.4%	
	GRAND TOTAL	5,829	100%	15.6% ▲	+785	GRAND TOTAL	100%	100%	

Filings by Division & Code

Division	Case Type Description	Code	Summary	Change	% Change	Absolute Change
Criminal	Misdemeanor	M	332	▲	+25.3%	+67
	Felony	F	121	▲	+13.1%	+14
	Capias	CA	51	▲	+82.1%	+23
	Civil Violation	CV	13	▼	-27.8%	-5
	Show Cause	SC	12	▲	+200.0%	+8
	Total			529	▲	25.4%
Traffic	Infraction	I	2,988	▲	+16.4%	+420
	Misdemeanor	M	1,106	▲	+8.0%	+82
	Capias	CA	60	▲	+150.0%	+36
	Show Cause	SC	1	↔		-
	Restricted Operators License	RL	0	▼	-100.0%	-3
	Total			4,155	▲	14.8%
Civil	Warrant in Debt	WD	339	▲	+23.3%	+64
	Garnishment	GA	294	▲	+31.3%	+70
	Unlawful Detainer	UD	96	▼	-15.8%	-18
	Other	OT	37	▼	-7.5%	-3
	Protective Order	PO	13	▲	+30.0%	+3
	Preliminary Protective Order	PP	10	▼	-33.3%	-5
	Admin License	AL	9	▼	-43.8%	-7
	Show Cause	SC	8	▼	-38.5%	-5
	Abstract	AJ	5	▲	+66.7%	+2
	Detinue	DT	5	▲	+25.0%	+1
	Motion for Judgment	MJ	5	▲	+150.0%	+3
	Impoundment	IM	3	▲	+200.0%	+2
	Interrogatory-Not	IC	3	▲	-	+3
	Petition-Restore Arms	PR	3	↔		-
	Overweight	OC	0	▼	-100.0%	-1
	Total			830	▲	15.1%
Civil Commitments	Other	OT	172	▲	+30.3%	+40
	Mental Commitment	MC	113	▲	+10.8%	+11
	Emergency Custody Order	EC	16	▼	-65.2%	-30
	Temporary Detention Order	TD	14	▲	+1,300.0%	+13
	Total			315	▲	12.1%
GRAND TOTAL			5,829	▲	15.6%	+785

Filings by Major Case Category**

Category	Summary	Change	% Change	Absolute Change
Felony	121	▲	+13.1%	+14
Garnishment	294	▲	+31.3%	+70
General Civil	352	▲	+23.5%	+67
Infraction/Civil Violation	3,001	▼	+16.0%	+414
Involuntary Civil Commitments	172	▲	+30.3%	+40
Landlord /Tenant	96	▼	-15.8%	-18
Misdemeanor	1,438	▼	+11.3%	+146
Other	332	▲	+19.4%	+54
Protective Orders	23	▼	-8.0%	-2

* Compared to same time period as previous year

** Case Type Categories are defined in the 2017 Virginia Judicial Workload Assessment

Source: SCV-SQL-Information

CPSS - GCMS CASELOAD STATISTICS OF THE GENERAL DISTRICT COURTS

January 2024 thru May 2024 Filings (Compared to January 2023 thru May 2023)

GRAND TOTAL

5,829

▲

15.6%



+785

* Compared to same time period as previous year

** Case Type Categories are defined in the 2017 Virginia Judicial Workload Assessment
Source: SCV-SQL-Information

CPSS - GCMS CASELOAD STATISTICS OF THE GENERAL DISTRICT COURTS

January 2024 thru May 2024 Filings (Compared to January 2023 thru May 2023)

2024 Overall GRAND TOTAL		Distribution of Caseload			Change*		Percentage (%) of Caseload			
2024 	2,211	+276	Criminal	249	11%	-4.2% ▼	-11	Criminal	2023	2024
			Traffic	1,352	61%	29.4% ▲	+307	Traffic	54.0%	61.1%
2023 			Civil	383	17%	-0.3% ▲	-1	Civil	19.8%	17.3%
			Civil Commitments	227	10%	-7.7% ▼	-19	Civil Commitments	12.7%	10.3%
			GRAND TOTAL	2,211	100%	14.3% ▲	+276	GRAND TOTAL	100%	100%

Filings by Division & Code

Division	Case Type Description	Code	Summary	Change	% Change	Absolute Change
Criminal	Misdemeanor	M	146	▲	+4.3%	+6
	Felony	F	67	▼	-10.7%	-8
	Show Cause	SC	17	▼	-19.0%	-4
	Capias	CA	14	↔		-
	Civil Violation	CV	5	▼	-50.0%	-5
	Total			249	▼	-4.2%
Traffic	Infraction	I	1,078	▲	+30.4%	+251
	Misdemeanor	M	256	▲	+29.3%	+58
	Show Cause	SC	8	▼	-20.0%	-2
	Capias	CA	7	▼	-22.2%	-2
	Felony	F	3	▲	+200.0%	+2
	Total			1,352	▲	29.4%
Civil	Warrant in Debt	WD	161	▲	+18.4%	+25
	Garnishment	GA	84	▼	-22.9%	-25
	Unlawful Detainer	UD	47	▼	-17.5%	-10
	Detinue	DT	32	▲	+3.2%	+1
	Other	OT	22	▲	+29.4%	+5
	Protective Order	PO	12	▲	+50.0%	+4
	Preliminary Protective Order	PP	7	▼	-22.2%	-2
	Admin License	AL	4	▼	-42.9%	-3
	Show Cause	SC	4	▲	+100.0%	+2
	Abstract	AJ	3	▲	-	+3
	Counter Claim	CC	2	▲	+100.0%	+1
	Impoundment	IM	2	▲	-	+2
	Bond Forfeiture	BF	1	▲	-	+1
	Motion for Judgment	MJ	1	↔		-
	Petition-Restore Arms	PR	1	▲	-	+1
	Interrogatory	IN	0	▼	-100.0%	-3
	Tenants Assertion	TA	0	▼	-100.0%	-3
Total			383	▼	-0.3%	-1
Civil Commitments	Mental Commitment	MC	164	▼	-24.8%	-54
	Other	OT	42	▲	-	+42
	Temporary Detention Order	TD	15	▼	-21.1%	-4
	Emergency Custody Order	EC	6	▼	-33.3%	-3
Total			227	▼	-7.7%	-19
GRAND TOTAL			2,211	▲	14.3%	+276

Filings by Major Case Category**

Category	Summary	Change	% Change	Absolute Change
Felony	70	▲	-7.9%	-6
Garnishment	84	▼	-25.0%	-28
General Civil	196	▲	+16.0%	+27
Infraction/Civil Violation	1,083	▼	+29.4%	+246
Involuntary Civil Commitments	42	▲	-	+42
Landlord /Tenant	47	▼	-21.7%	-13
Misdemeanor	402	▲	+18.9%	+64
Other	268	▲	-17.8%	-58

* Compared to same time period as previous year

** Case Type Categories are defined in the 2017 Virginia Judicial Workload Assessment

CPSS - GCMS CASELOAD STATISTICS OF THE GENERAL DISTRICT COURTS

January 2024 thru May 2024 Filings (Compared to January 2023 thru May 2023)

Protective Orders	19	▲	+11.8%	+2
GRAND TOTAL	2,211	▲	14.3%	+276

* Compared to same time period as previous year

** Case Type Categories are defined in the 2017 Virginia Judicial Workload Assessment
Source: SCV-SQL-Information

CPSS - GCMS CASELOAD STATISTICS OF THE GENERAL DISTRICT COURTS

January 2024 thru May 2024 Filings (Compared to January 2023 thru May 2023)

Petersburg

District: 11 FIPS: 730

2024 Overall GRAND TOTAL		Distribution of Caseload			Change*	Percentage (%) of Caseload			
9,973	+330	Criminal	1,213	12%	33.4% ▲	+304	Criminal	2023 9.4%	2024 12.2%
		Traffic	3,433	34%	-19.3% ▼	-823	Traffic	44.1%	34.4%
2024		Civil	3,704	37%	10.1% ▲	+340	Civil	34.9%	37.1%
2023		Civil Commitments	1,623	16%	45.7% ▲	+509	Civil Commitments	11.6%	16.3%
		GRAND TOTAL	9,973	100%	3.4% ▲	+330	GRAND TOTAL	100%	100%

Filings by Division & Code

Division	Case Type Description	Code	Summary	Change	% Change	Absolute Change
Criminal	Misdemeanor	M	615	▲	+16.0%	+85
	Felony	F	335	▲	+49.6%	+111
	Capias	CA	150	▲	+48.5%	+49
	Show Cause	SC	102	▲	+148.8%	+61
	Civil Violation	CV	11	▼	-15.4%	-2
	Total			1,213	▲	33.4%
Traffic	Infraction	I	2,239	▼	-27.6%	-853
	Misdemeanor	M	1,103	▲	+2.1%	+23
	Capias	CA	32	▲	+33.3%	+8
	Felony	F	27	↔		-
	Restricted Operators License	RL	17	▲	+30.8%	+4
	Other	O	10	▼	-28.6%	-4
	Show Cause	SC	4	▲	+33.3%	+1
	Civil Violation	CV	1	▼	-66.7%	-2
	Total			3,433	▼	-19.3%
Civil	Unlawful Detainer	UD	1,261	▼	-12.2%	-176
	Garnishment	GA	1,194	▲	+45.3%	+372
	Warrant in Debt	WD	894	▲	+25.6%	+182
	Other	OT	103	▼	-21.4%	-28
	Bond Forfeiture	BF	51	▲	+325.0%	+39
	Preliminary Protective Order	PP	49	▲	+8.9%	+4
	Protective Order	PO	38	▲	+52.0%	+13
	Show Cause	SC	36	▼	-25.0%	-12
	Detinue	DT	19	▼	-66.7%	-38
	Motion for Judgment	MJ	18	▼	-5.3%	-1
	Abstract	AJ	17	▼	-51.4%	-18
	Interrogatory	IN	13	▲	+225.0%	+9
	Admin License	AL	7	▲	+75.0%	+3
	Petition-Restore Arms	PR	2	▼	-75.0%	-6
	Counter Claim	CC	1	▼	-50.0%	-1
	Tenants Assertion	TA	1	▼	-50.0%	-1
Mechanic's Lien	ML	0	▼	-100.0%	-1	
Total			3,704	▲	10.1%	+340
Civil Commitments	Mental Commitment	MC	1,096	▲	+42.2%	+325
	Other	OT	405	▲	+46.7%	+129
	Temporary Detention Order	TD	80	▲	+66.7%	+32
	Emergency Custody Order	EC	40	▲	+110.5%	+21
	Medical Emergency Temporary Detention Order	MT	2	▲	-	+2
Total			1,623	▲	45.7%	+509
GRAND TOTAL			9,973	▲	3.4%	+330

Filings by Major Case Category**

Category	Summary	Change	% Change	Absolute Change
Felony	362	▲	+44.2%	+111
Garnishment	1,207	▲	+46.1%	+381
General Civil	947	▼	+14.1%	+117
Infraction/Civil Violation	2,261	▼	-27.6%	-861
Involuntary Civil Commitments	405	▲	+46.7%	+129

* Compared to same time period as previous year

** Case Type Categories are defined in the 2017 Virginia Judicial Workload Assessment

CPSS - GCMS CASELOAD STATISTICS OF THE GENERAL DISTRICT COURTS

January 2024 thru May 2024 Filings (Compared to January 2023 thru May 2023)

Petersburg

District: 11 FIPS: 730

Landlord /Tenant	1,262	▼	-12.3%	-177
Misdemeanor	1,735	▲	+6.9%	+112
Other	1,707	▲	+41.5%	+501
Protective Orders	87	▲	+24.3%	+17
GRAND TOTAL	9,973	▲	3.4%	+330

* Compared to same time period as previous year

** Case Type Categories are defined in the 2017 Virginia Judicial Workload Assessment
Source: SCV-SQL-Information

2024 Overall GRAND TOTAL		Distribution of Caseload			Change*		Percentage (%) of Caseload			
2024	2,184	Criminal	260	12%	-23.5%	▼	-80	Criminal	2023	2024
		Traffic	1,477	68%	45.5%	▲	+462	Traffic	19.7%	11.9%
2023	+458	Civil	443	20%	24.4%	▲	+87	Civil	58.8%	67.6%
		Civil Commitments	4	0%	-73.3%	▼	-11	Civil Commitments	20.6%	20.3%
		GRAND TOTAL	2,184	100%	26.5%	▲	+458	GRAND TOTAL	100%	100%

Filings by Division & Code

Division	Case Type Description	Code	Summary	Change	% Change	Absolute Change
Criminal	Misdemeanor	M	140	▼	-13.6%	-22
	Felony	F	71	▼	-34.3%	-37
	Show Cause	SC	21	▼	-32.3%	-10
	Civil Violation	CV	18	↔		-
	Capias	CA	10	▼	-52.4%	-11
	Total			260	▼	-23.5%
Traffic	Infraction	I	1,216	▲	+48.5%	+397
	Misdemeanor	M	242	▲	+39.1%	+68
	Capias	CA	10	▲	+25.0%	+2
	Show Cause	SC	9	▼	-30.8%	-4
	Felony	F	0	▼	-100.0%	-1
	Total			1,477	▲	45.5%
Civil	Warrant in Debt	WD	269	▲	+85.5%	+124
	Garnishment	GA	82	▼	-7.9%	-7
	Unlawful Detainer	UD	23	▼	-17.9%	-5
	Admin License	AL	19	▲	+5.6%	+1
	Impoundment	IM	14	↔		-
	Preliminary Protective Order	PP	11	▲	+120.0%	+6
	Other	OT	10	▲	+25.0%	+2
	Protective Order	PO	7	↔		-
	Detinue	DT	4	▲	+300.0%	+3
	Abstract	AJ	2	▼	-33.3%	-1
	Motion for Judgment	MJ	1	▼	-75.0%	-3
	Show Cause	SC	1	▲	-	+1
	Interrogatory-Not	IC	0	▼	-100.0%	-1
	Tenants Assertion	TA	0	▼	-100.0%	-1
	Zoning Violation	ZO	0	▼	-100.0%	-32
Total			443	▲	24.4%	+87
Civil Commitments	Temporary Detention Order	TD	3	▼	-70.0%	-7
	Emergency Custody Order	EC	1	▼	-66.7%	-2
	Other	OT	0	▼	-100.0%	-2
Total			4	▼	-73.3%	-11
GRAND TOTAL			2,184	▲	26.5%	+458

Filings by Major Case Category**

Category	Summary	Change	% Change	Absolute Change
Felony	71	▼	-34.9%	-38
Garnishment	82	▼	-7.9%	-7
General Civil	275	▲	+82.1%	+124
Infraction/Civil Violation	1,234	▲	+47.4%	+397
Involuntary Civil Commitments	0	▼	-100.0%	-2
Landlord /Tenant	23	▼	-20.7%	-6
Misdemeanor	382	▼	+3.8%	+14
Other	99	▲	-23.3%	-30
Protective Orders	18	▲	+50.0%	+6
GRAND TOTAL	2,184	▲	26.5%	+458

* Compared to same time period as previous year

** Case Type Categories are defined in the 2017 Virginia Judicial Workload Assessment

* Compared to same time period as previous year

** Case Type Categories are defined in the 2017 Virginia Judicial Workload Assessment
Source: SCV-SQL-Information

CPSS - GCMS CASELOAD STATISTICS OF THE GENERAL DISTRICT COURTS

January 2024 thru May 2024 Filings (Compared to January 2023 thru May 2023)

Chesterfield

District: 12 FIPS: 041

2024 Overall GRAND TOTAL		Distribution of Caseload			Change*		Percentage (%) of Caseload			
32,438	-2,744	Criminal	4,626	14%	-2.4%	▼	-115	Criminal	2023 13.5%	2024 14.3%
		Traffic	12,845	40%	-25.0%	▼	-4,279	Traffic	48.7%	39.6%
2024		Civil	14,778	46%	12.9%	▲	+1,692	Civil	37.2%	45.6%
2023		Civil Commitments	189	1%	-18.2%	▼	-42	Civil Commitments	0.7%	0.6%
		GRAND TOTAL	32,438	100%	-7.8%	▼	-2,744	GRAND TOTAL	100%	100%

Filings by Division & Code

Division	Case Type Description	Code	Summary	Change	% Change	Absolute Change
Criminal	Misdemeanor	M	2,477	▲	+5.4%	+128
	Felony	F	1,423	▼	-7.4%	-114
	Capias	CA	476	▼	-22.1%	-135
	Show Cause	SC	202	▲	+22.4%	+37
	Civil Violation	CV	39	▼	-46.6%	-34
	Motion	MO	8	▲	+33.3%	+2
	Restricted Operators License	RL	1	▲	-	+1
	Total			4,626	▼	-2.4%
Traffic	Infraction	I	7,247	▼	-29.9%	-3,095
	Misdemeanor	M	4,692	▼	-17.1%	-968
	Capias	CA	323	▼	-34.6%	-171
	Show Cause	SC	264	▲	+11.9%	+28
	Felony	F	140	▼	-10.3%	-16
	Motion	MO	76	▼	-32.1%	-36
	Civil Violation	CV	67	▼	-28.0%	-26
	Restricted Operators License	RL	36	▲	+20.0%	+6
	Other	O	0	▼	-100.0%	-1
Total			12,845	▼	-25.0%	-4,279
Civil	Warrant in Debt	WD	6,243	▲	+36.8%	+1,680
	Garnishment	GA	3,700	▲	+1.1%	+39
	Unlawful Detainer	UD	3,150	▲	+0.9%	+28
	Other	OT	391	▲	+1.8%	+7
	Preliminary Protective Order	PP	226	▲	+3.7%	+8
	Admin License	AL	221	▼	-28.9%	-90
	Protective Order	PO	206	▲	+10.8%	+20
	Show Cause	SC	182	▲	+9.6%	+16
	Motion for Judgment	MJ	103	▲	+47.1%	+33
	Interrogatory	IN	93	▲	+47.6%	+30
	Abstract	AJ	82	▼	-28.1%	-32
	Impoundment	IM	47	▲	+62.1%	+18
	Bond Forfeiture	BF	39	▼	-53.0%	-44
	Detinue	DT	34	▼	-32.0%	-16
	Interrogatory-Not	IC	20	▼	-13.0%	-3
	Capias	CA	11	▲	+10.0%	+1
	Tenants Assertion	TA	11	▲	+57.1%	+4
	Counter Claim	CC	10	▼	-37.5%	-6
	Petition-Restore Arms	PR	6	▼	-33.3%	-3
	Mechanic's Lien	ML	1	▲	-	+1
	Petition to Require Blood Test	BT	1	▲	-	+1
Third Party Claim	TH	1	▲	-	+1	
Cross Claim	CR	0	▼	-100.0%	-1	
Total			14,778	▲	12.9%	+1,692
Civil Commitments	Temporary Detention Order	TD	138	▼	-11.0%	-17
	Emergency Custody Order	EC	47	▼	-35.6%	-26
	Medical Emergency Temporary Detention Order	MT	2	▲	+100.0%	+1
	Mental Commitment	MC	2	▲	-	+2
	Medical Emergency Custody Order	ME	0	▼	-100.0%	-2
Total			189	▼	-18.2%	-42
GRAND TOTAL			32,438	▼	-7.8%	-2,744

* Compared to same time period as previous year



** Case Type Categories are defined in the 2017 Virginia Judicial Workload Assessment

Filings by Major Case Category**

Category	Summary	Change	% Change	Absolute Change
Felony	1,563	▼	-7.7%	-130
Garnishment	3,793	▲	+1.9%	+69
General Civil	6,496	▲	+36.0%	+1,720
Infraction/Civil Violation	7,353	▼	-30.0%	-3,156
Landlord /Tenant	3,161	▲	+1.0%	+32
Misdemeanor	7,206	▲	-10.4%	-833
Other	2,434	▲	-16.3%	-474
Protective Orders	432	▲	+6.9%	+28
GRAND TOTAL	32,438	▼	-7.8%	-2,744

* Compared to same time period as previous year

** Case Type Categories are defined in the 2017 Virginia Judicial Workload Assessment
 Source: SCV-SQL-Information

2024 Overall GRAND TOTAL		Distribution of Caseload			Change*		Percentage (%) of Caseload		
3,692	-206	Criminal	927	25%	0.7% ▲	+6	Criminal	2023	2024
		Traffic	1,621	44%	-11.6% ▼	-212	Traffic	23.6%	25.1%
		Civil	1,116	30%	-0.9% ▼	-10	Civil	47.0%	43.9%
		Civil Commitments	28	1%	55.6% ▲	+10	Civil Commitments	28.9%	30.2%
		GRAND TOTAL	3,692	100%	-5.3% ▼	-206	GRAND TOTAL	0.5%	0.8%
							GRAND TOTAL	100%	100%

Filings by Division & Code

Division	Case Type Description	Code	Summary	Change	% Change	Absolute Change
Criminal	Misdemeanor	M	489	▲	+7.0%	+32
	Felony	F	228	▼	-11.3%	-29
	Capias	CA	136	▼	-6.8%	-10
	Show Cause	SC	52	▲	+18.2%	+8
	Civil Violation	CV	22	▲	+29.4%	+5
	Total			927	▲	0.7%
Traffic	Infraction	I	1,120	▼	-17.3%	-234
	Misdemeanor	M	444	▲	+3.0%	+13
	Capias	CA	35	▲	+12.9%	+4
	Show Cause	SC	13	▲	+62.5%	+5
	Felony	F	7	▲	+16.7%	+1
	Civil Violation	CV	1	↔		-
	Other	O	1	↔		-
	Restricted Operators License	RL	0	▼	-100.0%	-1
	Total			1,621	▼	-11.6%
Civil	Warrant in Debt	WD	463	▲	+2.0%	+9
	Garnishment	GA	278	▼	-5.4%	-16
	Unlawful Detainer	UD	229	▲	+2.2%	+5
	Detinue	DT	31	▲	+72.2%	+13
	Admin License	AL	27	▼	-3.6%	-1
	Other	OT	27	▼	-15.6%	-5
	Preliminary Protective Order	PP	13	▼	-23.5%	-4
	Protective Order	PO	12	▼	-25.0%	-4
	Motion for Judgment	MJ	8	▲	+166.7%	+5
	Abstract	AJ	7	▼	-41.7%	-5
	Show Cause	SC	6	▼	-57.1%	-8
	Bond Forfeiture	BF	5	▼	-28.6%	-2
	Interrogatory	IN	4	▲	+300.0%	+3
	Impoundment	IM	3	▼	-40.0%	-2
	Interrogatory-Not	IC	1	▲	-	+1
	Petition-Restore Arms	PR	1	▲	-	+1
	Tenants Assertion	TA	1	↔		-
Total			1,116	▼	-0.9%	-10
Civil Commitments	Temporary Detention Order	TD	17	▲	+54.5%	+6
	Emergency Custody Order	EC	11	▲	+57.1%	+4
	Total			28	▲	55.6%
GRAND TOTAL			3,692	▼	-5.3%	-206

Filings by Major Case Category**

Category	Summary	Change	% Change	Absolute Change
Felony	235	▲	-10.6%	-28
Garnishment	282	▲	-4.4%	-13
General Civil	504	▲	+5.9%	+28
Infraction/Civil Violation	1,144	▲	-16.7%	-229
Landlord /Tenant	230	▲	+2.2%	+5
Misdemeanor	933	▼	+4.9%	+44
Other	339	▲	-1.5%	-5

* Compared to same time period as previous year

** Case Type Categories are defined in the 2017 Virginia Judicial Workload Assessment

CPSS - GCMS CASELOAD STATISTICS OF THE GENERAL DISTRICT COURTS

January 2024 thru May 2024 Filings (Compared to January 2023 thru May 2023)

Colonial Heights

District: 12 FIPS: 570

Protective Orders	25	▼	-24.2%	-8
GRAND TOTAL	3,692	▼	-5.3%	-206

* Compared to same time period as previous year



** Case Type Categories are defined in the 2017 Virginia Judicial Workload Assessment
Source: SCV-SQL-Information

CPSS - GCMS CASELOAD STATISTICS OF THE GENERAL DISTRICT COURTS

January 2024 thru May 2024 Filings (Compared to January 2023 thru May 2023)

Richmond

District: 13 FIPS: 760

2024 Overall GRAND TOTAL		Distribution of Caseload			Change*		Percentage (%) of Caseload		
38,451	+7,704	Criminal	3,707	10%	-5.9% ▼	-234	Criminal	2023	2024
		Traffic	14,252	37%	52.2% ▲	+4,885	Traffic	12.8%	9.6%
		Civil	19,174	50%	17.6% ▲	+2,872	Civil	30.5%	37.1%
		Civil Commitments	1,318	3%	15.9% ▲	+181	Civil Commitments	53.0%	49.9%
		GRAND TOTAL	38,451	100%	25.1% ▲	+7,704	GRAND TOTAL	3.7%	3.4%
							GRAND TOTAL	100%	100%

Filings by Division & Code

Division	Case Type Description	Code	Summary	Change	% Change	Absolute Change
Criminal	Misdemeanor	M	2,117	▲	+0.2%	+4
	Felony	F	1,051	▼	-11.6%	-138
	Capias	CA	377	▼	+6.8%	+24
	Show Cause	SC	118	▼	-6.3%	-8
	Civil Violation	CV	41	▼	-74.4%	-119
	Restricted Operators License	RL	3	▲	-	+3
	Total			3,707	▼	-5.9%
Traffic	Infraction	I	10,393	▲	+71.0%	+4,316
	Misdemeanor	M	3,374	▲	+24.0%	+654
	Other	O	205	▼	-41.4%	-145
	Capias	CA	112	▼	+33.3%	+28
	Felony	F	83	▲	+48.2%	+27
	Show Cause	SC	59	▼	+37.2%	+16
	Restricted Operators License	RL	25	▼	-32.4%	-12
	Civil Violation	CV	1	▲	-	+1
Total			14,252	▲	52.2%	+4,885
Civil	Warrant in Debt	WD	6,478	▼	+38.4%	+1,797
	Unlawful Detainer	UD	5,698	▲	+3.0%	+167
	Garnishment	GA	5,269	▲	+25.2%	+1,059
	Other	OT	602	▼	-15.4%	-110
	Motion for Judgment	MJ	228	▼	+10.7%	+22
	Preliminary Protective Order	PP	203	▼	-7.3%	-16
	Show Cause	SC	190	▲	-5.9%	-12
	Detinue	DT	124	▼	-4.6%	-6
	Interrogatory	IN	90	▲	+73.1%	+38
	Protective Order	PO	66	▼	+6.5%	+4
	Admin License	AL	60	↔	-	-
	Tenants Assertion	TA	50	▲	+28.2%	+11
	Abstract	AJ	49	▼	-67.5%	-102
	Counter Claim	CC	22	↔	-	-
	Interrogatory-Not	IC	22	▲	+214.3%	+15
	Capias	CA	11	▲	+120.0%	+6
	Petition-Restore Arms	PR	7	▲	+16.7%	+1
	Impoundment	IM	4	▲	-	+4
	Mechanic's Lien	ML	1	▲	-	+1
	Bond Forfeiture	BF	0	▼	-100.0%	-5
Restricted Operators License	RL	0	▼	-100.0%	-2	
Total			19,174	▲	17.6%	+2,872
Civil Commitments	Mental Commitment	MC	705	▲	+13.9%	+86
	Temporary Detention Order	TD	542	▲	+18.1%	+83
	Emergency Custody Order	EC	71	▲	+20.3%	+12
	Total			1,318	▲	15.9%
GRAND TOTAL			38,451	▲	25.1%	+7,704

Filings by Major Case Category**

Category	Summary	Change	% Change	Absolute Change
Felony	1,134	▲	-8.9%	-111
Garnishment	5,359	▲	+25.7%	+1,097

* Compared to same time period as previous year

** Case Type Categories are defined in the 2017 Virginia Judicial Workload Assessment

Source: SCV-SQL-Information

CPSS - GCMS CASELOAD STATISTICS OF THE GENERAL DISTRICT COURTS

January 2024 thru May 2024 Filings (Compared to January 2023 thru May 2023)



Richmond

District: 13 FIPS: 760

General Civil	7,098	▲	+31.9%	+1,716
Infraction/Civil Violation	10,640	▲	+61.5%	+4,053
Landlord /Tenant	5,748	▲	+3.2%	+178
Misdemeanor	5,519	▲	+13.3%	+647
Other	2,684	▲	+5.3%	+136
Protective Orders	269	▼	-4.3%	-12
GRAND TOTAL	38,451	▲	25.1%	+7,704

* Compared to same time period as previous year

** Case Type Categories are defined in the 2017 Virginia Judicial Workload Assessment
Source: SCV-SQL-Information

2024 Overall GRAND TOTAL		Distribution of Caseload			Change*		Percentage (%) of Caseload		
45,666	+4,482	Criminal	5,676	12%	8.1% ▲	+423	Criminal	2023	2024
		Traffic	23,627	52%	12.7% ▲	+2,659	Traffic	12.8%	12.4%
		Civil	15,893	35%	10.1% ▲	+1,458	Civil	50.9%	51.7%
		Civil Commitments	470	1%	-11.0% ▼	-58	Civil Commitments	35.1%	34.8%
		GRAND TOTAL	45,666	100%	10.9% ▲	+4,482	GRAND TOTAL	1.3%	1.0%
							GRAND TOTAL	100%	100%

Filings by Division & Code

Division	Case Type Description	Code	Summary	Change	% Change	Absolute Change	
Criminal	Misdemeanor	M	2,884	▲	+4.0%	+111	
	Felony	F	1,830	▲	+18.2%	+282	
	Capias	CA	673	▲	+7.7%	+48	
	Show Cause	SC	221	▼	-6.4%	-15	
	Civil Violation	CV	68	▼	-4.2%	-3	
	Total			5,676	▲	8.1%	+423
Traffic	Infraction	I	18,091	▲	+11.5%	+1,864	
	Misdemeanor	M	5,260	▲	+18.4%	+816	
	Capias	CA	145	▲	+9.0%	+12	
	Show Cause	SC	54	▲	+1.9%	+1	
	Felony	F	49	▼	-44.9%	-40	
	Restricted Operators License	RL	28	▲	+40.0%	+8	
	Civil Violation	CV	0	▼	-100.0%	-2	
	Total			23,627	▲	12.7%	+2,659
Civil	Warrant in Debt	WD	5,851	▲	+15.3%	+776	
	Unlawful Detainer	UD	4,559	▲	+7.9%	+333	
	Garnishment	GA	4,211	▲	+7.9%	+309	
	Admin License	AL	215	▲	+22.2%	+39	
	Preliminary Protective Order	PP	177	▲	+12.7%	+20	
	Protective Order	PO	150	▲	+36.4%	+40	
	Other	OT	144	▲	-11.7%	-19	
	Abstract	AJ	123	▼	-22.6%	-36	
	Detinue	DT	112	▲	+5.7%	+6	
	Motion for Judgment	MJ	104	▼	-2.8%	-3	
	Interrogatory	IN	51	▲	+24.4%	+10	
	Show Cause	SC	51	▼	-28.2%	-20	
	Impoundment	IM	40	▲	+29.0%	+9	
	Tenants Assertion	TA	26	↔		-	
	Bond Forfeiture	BF	23	▼	-32.4%	-11	
	Counter Claim	CC	15	▼	-16.7%	-3	
	Interrogatory-Not	IC	15	▲	+50.0%	+5	
	Overweight	OC	13	▲	+62.5%	+5	
	Petition-Restore Arms	PR	8	↔		-	
	Restricted Operators License	RL	3	▲	+50.0%	+1	
	Cross Claim	CR	1	▲	-	+1	
	Emergency Substantial Risk Order	SR	1	▲	-	+1	
	Capias	CA	0	▼	-100.0%	-3	
	Motor Carrier	MC	0	▼	-100.0%	-1	
	Third Party Claim	TH	0	▼	-100.0%	-1	
	Total			15,893	▲	10.1%	+1,458
	Civil Commitments	Temporary Detention Order	TD	266	▲	+3.1%	+8
Mental Commitment		MC	168	▼	-18.4%	-38	
Emergency Custody Order		EC	23	▼	-23.3%	-7	
Other		OT	6	▼	-78.6%	-22	
Medical Emergency Temporary Detention Order		MT	4	▼	-33.3%	-2	
Medical Emergency Custody Order		ME	3	▲	-	+3	
Total				470	▼	-11.0%	-58
GRAND TOTAL			45,666	▲	10.9%	+4,482	

* Compared to same time period as previous year

** Case Type Categories are defined in the 2017 Virginia Judicial Workload Assessment



CPSS - GCMS CASELOAD STATISTICS OF THE GENERAL DISTRICT COURTS
 January 2024 thru May 2024 Filings (Compared to January 2023 thru May 2023)

Filings by Major Case Category**

Category	Summary	Change	% Change	Absolute Change
Felony	1,879	▼	+14.8%	+242
Garnishment	4,262	▲	+8.1%	+319
General Civil	6,109	▲	+14.8%	+787
Infraction/Civil Violation	18,172	▼	+11.4%	+1,863
Involuntary Civil Commitments	6	▼	-78.6%	-22
Landlord /Tenant	4,585	▲	+7.8%	+333
Misdemeanor	8,175	▲	+12.9%	+936
New to Workload Study	1	▲	-	+1
Other	2,150	▲	-1.7%	-37
Protective Orders	327	▲	+22.5%	+60
GRAND TOTAL	45,666	▲	10.9%	+4,482

* Compared to same time period as previous year

** Case Type Categories are defined in the 2017 Virginia Judicial Workload Assessment
 Source: SCV-SQL-Information

2024 Overall GRAND TOTAL		Distribution of Caseload			Change*		Percentage (%) of Caseload		
4,231	-217	Criminal	541	13%	6.7% ▲	+34	Criminal	2023	2024
		Traffic	2,831	67%	-11.8% ▼	-379	Traffic	11.4%	12.8%
		Civil	826	20%	18.7% ▲	+130	Civil	72.2%	66.9%
		Civil Commitments	33	1%	-5.7% ▼	-2	Civil Commitments	15.6%	19.5%
		GRAND TOTAL	4,231	100%	-4.9% ▼	-217	GRAND TOTAL	0.8%	0.8%

Filings by Division & Code

Division	Case Type Description	Code	Summary	Change	% Change	Absolute Change
Criminal	Misdemeanor	M	342	▲	+15.5%	+46
	Felony	F	129	▼	-10.4%	-15
	Capias	CA	50	▲	+19.0%	+8
	Civil Violation	CV	11	▼	-42.1%	-8
	Show Cause	SC	9	▲	+50.0%	+3
	Total			541	▲	6.7%
Traffic	Infraction	I	2,217	▼	-17.4%	-467
	Misdemeanor	M	559	▲	+15.3%	+74
	Capias	CA	35	▲	+9.4%	+3
	Felony	F	12	▲	+100.0%	+6
	Show Cause	SC	6	▲	+100.0%	+3
	Civil Violation	CV	2	▲	-	+2
	Total			2,831	▼	-11.8%
Civil	Warrant in Debt	WD	456	▲	+36.5%	+122
	Garnishment	GA	200	▲	+7.5%	+14
	Unlawful Detainer	UD	64	▼	-8.6%	-6
	Other	OT	36	▲	+28.6%	+8
	Admin License	AL	17	▼	-5.6%	-1
	Preliminary Protective Order	PP	16	▼	-27.3%	-6
	Protective Order	PO	12	↔	-	-
	Abstract	AJ	9	▲	+50.0%	+3
	Show Cause	SC	7	▲	+16.7%	+1
	Detinue	DT	5	▲	+25.0%	+1
	Interrogatory	IN	2	▼	-50.0%	-2
	Capias	CA	1	▲	-	+1
	Petition-Restore Arms	PR	1	▲	-	+1
	Counter Claim	CC	0	▼	-100.0%	-1
	Impoundment	IM	0	▼	-100.0%	-5
Total			826	▲	18.7%	+130
Civil Commitments	Temporary Detention Order	TD	27	▲	+12.5%	+3
	Emergency Custody Order	EC	6	▼	-45.5%	-5
	Total		33	▼	-5.7%	-2
GRAND TOTAL			4,231	▼	-4.9%	-217

Filings by Major Case Category**

Category	Summary	Change	% Change	Absolute Change	
Felony	141	▲	-6.0%	-9	
Garnishment	202	▼	+6.3%	+12	
General Civil	463	▲	+37.0%	+125	
Infraction/Civil Violation	2,230	▲	-17.5%	-473	
Landlord /Tenant	64	▼	-8.6%	-6	
Misdemeanor	901	▲	+15.4%	+120	
Other	202	▲	+11.0%	+20	
Protective Orders	28	▼	-17.6%	-6	
GRAND TOTAL		4,231	▼	-4.9%	-217

* Compared to same time period as previous year



** Case Type Categories are defined in the 2017 Virginia Judicial Workload Assessment

CPSS - GCMS CASELOAD STATISTICS OF THE GENERAL DISTRICT COURTS

January 2024 thru May 2024 Filings (Compared to January 2023 thru May 2023)

Essex

District: 15 FIPS: 057

2024 Overall GRAND TOTAL		Distribution of Caseload			Change*		Percentage (%) of Caseload		
2,848	+253	Criminal	212	7%	1.0% ▲	+2	Criminal	2023	2024
		Traffic	2,215	78%	9.7% ▲	+196	Traffic	8.1%	7.4%
		Civil	411	14%	13.5% ▲	+49	Civil	77.8%	77.8%
		Civil Commitments	10	0%	150.0% ▲	+6	Civil Commitments	13.9%	14.4%
		GRAND TOTAL	2,848	100%	9.7% ▲	+253	GRAND TOTAL	100%	100%

Filings by Division & Code

Division	Case Type Description	Code	Summary	Change	% Change	Absolute Change
Criminal	Misdemeanor	M	167	▲	+16.8%	+24
	Felony	F	30	▼	-28.6%	-12
	Civil Violation	CV	7	▲	+40.0%	+2
	Show Cause	SC	5	▼	-28.6%	-2
	Capias	CA	3	▼	-76.9%	-10
	Total			212	▲	1.0%
Traffic	Infraction	I	1,905	▲	+8.3%	+146
	Misdemeanor	M	298	▲	+19.7%	+49
	Show Cause	SC	7	▲	+600.0%	+6
	Capias	CA	2	▼	-33.3%	-1
	Felony	F	2	▼	-60.0%	-3
	Civil Violation	CV	1	▼	-50.0%	-1
	Total			2,215	▲	9.7%
Civil	Warrant in Debt	WD	132	▲	+28.2%	+29
	Garnishment	GA	98	▲	+27.3%	+21
	Detinue	DT	64	▲	+14.3%	+8
	Unlawful Detainer	UD	41	▼	-32.8%	-20
	Other	OT	34	▲	+70.0%	+14
	Protective Order	PO	15	▲	+114.3%	+8
	Admin License	AL	10	▲	+42.9%	+3
	Impoundment	IM	10	▼	-9.1%	-1
	Abstract	AJ	3	▲	+200.0%	+2
	Show Cause	SC	2	▼	-87.5%	-14
	Counter Claim	CC	1	▲	-	+1
	Interrogatory	IN	1	▲	-	+1
	Preliminary Protective Order	PP	0	▼	-100.0%	-3
	Total			411	▲	13.5%
Civil Commitments	Emergency Custody Order	EC	5	▲	+400.0%	+4
	Temporary Detention Order	TD	5	▲	+66.7%	+2
	Total			10	▲	150.0%
GRAND TOTAL			2,848	▲	9.7%	+253



Filings by Major Case Category**

Category	Summary	Change	% Change	Absolute Change
Felony	32	▼	-31.9%	-15
Garnishment	99	▲	+28.6%	+22
General Civil	202	▲	+24.7%	+40
Infraction/Civil Violation	1,913	▼	+8.3%	+147
Landlord /Tenant	41	▼	-32.8%	-20
Misdemeanor	465	▲	+18.6%	+73
Other	81	▲	+1.3%	+1
Protective Orders	15	▲	+50.0%	+5
GRAND TOTAL	2,848	▲	9.7%	+253

* Compared to same time period as previous year

** Case Type Categories are defined in the 2017 Virginia Judicial Workload Assessment

Source: SCV-SQL-Information

2024 Overall GRAND TOTAL		Distribution of Caseload			Change*	Percentage (%) of Caseload			
7,688	+36	Criminal	1,328	17%	13.7% ▲	+160	Criminal	2023 15.3%	2024 17.3%
		Traffic	3,178	41%	-11.0% ▼	-392	Traffic	46.7%	41.3%
2024 		Civil	2,685	35%	12.3% ▲	+294	Civil	31.2%	34.9%
2023 		Civil Commitments	497	6%	-5.0% ▼	-26	Civil Commitments	6.8%	6.5%
		GRAND TOTAL	7,688	100%	0.5% ▲	+36	GRAND TOTAL	100%	100%

Filings by Division & Code

Division	Case Type Description	Code	Summary	Change	% Change	Absolute Change
Criminal	Misdemeanor	M	825	▲	+17.0%	+120
	Felony	F	313	▲	+12.6%	+35
	Capias	CA	111	▲	+5.7%	+6
	Show Cause	SC	50	▼	-2.0%	-1
	Civil Violation	CV	29	↔		-
	Total			1,328	▲	13.7%
Traffic	Infraction	I	2,431	▼	-17.9%	-529
	Misdemeanor	M	667	▲	+16.0%	+92
	Capias	CA	47	▲	+80.8%	+21
	Felony	F	24	▲	+700.0%	+21
	Show Cause	SC	5	▲	+25.0%	+1
	Restricted Operators License	RL	4	▲	+100.0%	+2
	Total			3,178	▼	-11.0%
Civil	Warrant in Debt	WD	1,294	▲	+19.3%	+209
	Garnishment	GA	594	▼	-3.7%	-23
	Unlawful Detainer	UD	413	▲	+27.5%	+89
	Admin License	AL	77	▲	+22.2%	+14
	Bond Forfeiture	BF	68	▲	+58.1%	+25
	Other	OT	56	▼	-20.0%	-14
	Show Cause	SC	48	▲	+65.5%	+19
	Impoundment	IM	47	▲	+38.2%	+13
	Abstract	AJ	28	▼	-17.6%	-6
	Preliminary Protective Order	PP	22	▼	-37.1%	-13
	Detinue	DT	16	▼	-57.9%	-22
	Protective Order	PO	12	↔		-
	Interrogatory	IN	8	▲	+100.0%	+4
	Capias	CA	2	▲	+100.0%	+1
	Petition-Restore Arms	PR	0	▼	-100.0%	-1
	Tenants Assertion	TA	0	▼	-100.0%	-1
Total			2,685	▲	12.3%	+294
Civil Commitments	Mental Commitment	MC	294	▼	-7.0%	-22
	Other	OT	82	▲	+18.8%	+13
	Temporary Detention Order	TD	61	▼	-17.6%	-13
	Emergency Custody Order	EC	59	▼	-6.3%	-4
	Medical Emergency Temporary Detention Order	MT	1	▲	-	+1
	Petition	PT	0	▼	-100.0%	-1
Total			497	▼	-5.0%	-26
GRAND TOTAL			7,688	▲	0.5%	+36

Filings by Major Case Category**

Category	Summary	Change	% Change	Absolute Change
Felony	337	▲	+19.9%	+56
Garnishment	602	▲	-3.1%	-19
General Civil	1,329	▼	+16.2%	+185
Infraction/Civil Violation	2,460	▼	-17.7%	-529
Involuntary Civil Commitments	82	▼	+17.1%	+12
Landlord /Tenant	413	▼	+27.1%	+88
Misdemeanor	1,496	▲	+16.7%	+214

* Compared to same time period as previous year

** Case Type Categories are defined in the 2017 Virginia Judicial Workload Assessment

CPSS - GCMS CASELOAD STATISTICS OF THE GENERAL DISTRICT COURTS

January 2024 thru May 2024 Filings (Compared to January 2023 thru May 2023)

Fredericksburg

District: 15 FIPS: 630



Other	935	▲	+4.7%	+42
Protective Orders	34	▼	-27.7%	-13
GRAND TOTAL	7,688	▲	0.5%	+36

* Compared to same time period as previous year

** Case Type Categories are defined in the 2017 Virginia Judicial Workload Assessment
Source: SCV-SQL-Information

CPSS - GCMS CASELOAD STATISTICS OF THE GENERAL DISTRICT COURTS

January 2024 thru May 2024 Filings (Compared to January 2023 thru May 2023)

2024 Overall GRAND TOTAL		Distribution of Caseload			Change*		Percentage (%) of Caseload		
9,987	+1,592	Criminal	1,398	14%	10.9% ▲	+137	Criminal	2023: 15.0%	2024: 14.0%
		Traffic	6,033	60%	23.4% ▲	+1,146	Traffic	58.2%	60.4%
		Civil	2,510	25%	13.6% ▲	+301	Civil	26.3%	25.1%
		Civil Commitments	46	0%	21.1% ▲	+8	Civil Commitments	0.5%	0.5%
		GRAND TOTAL	9,987	100%	19.0% ▲	+1,592	GRAND TOTAL	100%	100%

Filings by Division & Code

Division	Case Type Description	Code	Summary	Change	% Change	Absolute Change
Criminal	Misdemeanor	M	770	▲	+25.4%	+156
	Felony	F	427	▼	-3.8%	-17
	Capias	CA	113	▲	+1.8%	+2
	Show Cause	SC	52	▼	-11.9%	-7
	Civil Violation	CV	36	▲	+9.1%	+3
	Total			1,398	▲	10.9%
Traffic	Infraction	I	3,798	▲	+15.5%	+510
	Misdemeanor	M	2,128	▲	+41.5%	+624
	Capias	CA	62	▲	+24.0%	+12
	Felony	F	18	▼	-14.3%	-3
	Show Cause	SC	18	▲	+200.0%	+12
	Restricted Operators License	RL	9	▼	-50.0%	-9
	Total			6,033	▲	23.4%
Civil	Warrant in Debt	WD	1,161	▲	+28.7%	+259
	Garnishment	GA	719	▼	-6.1%	-47
	Unlawful Detainer	UD	216	▲	+13.1%	+25
	Other	OT	67	▲	+31.4%	+16
	Preliminary Protective Order	PP	54	▲	+25.6%	+11
	Admin License	AL	51	▲	+27.5%	+11
	Bond Forfeiture	BF	51	▼	-21.5%	-14
	Show Cause	SC	51	▲	+41.7%	+15
	Protective Order	PO	43	▲	+22.9%	+8
	Impoundment	IM	29	▲	+31.8%	+7
	Abstract	AJ	18	▲	+12.5%	+2
	Detinue	DT	17	▲	+54.5%	+6
	Interrogatory	IN	16	▲	+220.0%	+11
	Motion for Judgment	MJ	14	▼	-17.6%	-3
	Tenants Assertion	TA	2	▼	-50.0%	-2
	Interrogatory-Not	IC	1	▲	-	+1
	Counter Claim	CC	0	▼	-100.0%	-3
	Mechanic's Lien	ML	0	▼	-100.0%	-1
Petition-Restore Arms	PR	0	▼	-100.0%	-1	
Total			2,510	▲	13.6%	+301
Civil Commitments	Temporary Detention Order	TD	34	▲	+21.4%	+6
	Emergency Custody Order	EC	9	↔		-
	Mental Commitment	MC	3	▲	+200.0%	+2
Total			46	▲	21.1%	+8
GRAND TOTAL			9,987	▲	19.0%	+1,592

Filings by Major Case Category**

Category	Summary	Change	% Change	Absolute Change
Felony	445	▼	-4.3%	-20
Garnishment	735	▲	-4.7%	-36
General Civil	1,203	▼	+27.7%	+261
Infraction/Civil Violation	3,834	▲	+15.4%	+513
Landlord /Tenant	218	▼	+11.8%	+23
Misdemeanor	2,907	▲	+36.1%	+771
Other	548	▲	+12.5%	+61

* Compared to same time period as previous year

** Case Type Categories are defined in the 2017 Virginia Judicial Workload Assessment

CPSS - GCMS CASELOAD STATISTICS OF THE GENERAL DISTRICT COURTS

January 2024 thru May 2024 Filings (Compared to January 2023 thru May 2023)



Hanover

District: 15 FIPS: 085

Protective Orders	97	▲	+24.4%	+19
<i>GRAND TOTAL</i>	<u>9,987</u>	▲	19.0%	+1,592

* Compared to same time period as previous year

** Case Type Categories are defined in the 2017 Virginia Judicial Workload Assessment
Source: SCV-SQL-Information

2024 Overall GRAND TOTAL		Distribution of Caseload			Change*		Percentage (%) of Caseload			
2,977	-1,353	Criminal	347	12%	-8.7%	▼	-33	Criminal	2023: 8.8%	2024: 11.7%
		Traffic	2,167	73%	-38.2%	▼	-1,341	Traffic	81.0%	72.8%
		Civil	453	15%	9.4%	▲	+39	Civil	9.6%	15.2%
		Civil Commitments	10	0%	-64.3%	▼	-18	Civil Commitments	0.6%	0.3%
		GRAND TOTAL	2,977	100%	-31.2%	▼	-1,353	GRAND TOTAL	100%	100%

Filings by Division & Code

Division	Case Type Description	Code	Summary	Change	% Change	Absolute Change
Criminal	Misdemeanor	M	208	▼	-7.6%	-17
	Felony	F	65	▼	-16.7%	-13
	Civil Violation	CV	33	▼	-19.5%	-8
	Show Cause	SC	21	▲	+50.0%	+7
	Capias	CA	20	▼	-9.1%	-2
	Total			347	▼	-8.7%
Traffic	Infraction	I	1,769	▼	-41.7%	-1,267
	Misdemeanor	M	367	▼	-19.2%	-87
	Felony	F	14	▲	+100.0%	+7
	Capias	CA	11	▲	+57.1%	+4
	Show Cause	SC	4	↔		-
	Civil Violation	CV	1	▲	-	+1
	Restricted Operators License	RL	1	▲	-	+1
	Total			2,167	▼	-38.2%
Civil	Warrant in Debt	WD	163	▲	+12.4%	+18
	Garnishment	GA	108	▲	+25.6%	+22
	Unlawful Detainer	UD	75	▲	+8.7%	+6
	Admin License	AL	40	▲	+11.1%	+4
	Other	OT	15	▼	-34.8%	-8
	Overweight	OC	8	▲	+60.0%	+3
	Preliminary Protective Order	PP	8	▼	-27.3%	-3
	Protective Order	PO	8	▲	+14.3%	+1
	Show Cause	SC	8	▼	-27.3%	-3
	Abstract	AJ	6	▲	+100.0%	+3
	Impoundment	IM	6	▲	+50.0%	+2
	Interrogatory	IN	4	▼	-20.0%	-1
	Tenants Assertion	TA	2	▼	-33.3%	-1
	Detinue	DT	1	▼	-75.0%	-3
	Motion for Judgment	MJ	1	↔		-
Capias	CA	0	▼	-100.0%	-1	
Total			453	▲	9.4%	+39
Civil Commitments	Temporary Detention Order	TD	7	▼	-63.2%	-12
	Emergency Custody Order	EC	3	▼	-66.7%	-6
	Total			10	▼	-64.3%
GRAND TOTAL			2,977	▼	-31.2%	-1,353

Filings by Major Case Category**

Category	Summary	Change	% Change	Absolute Change
Felony	79	▲	-7.1%	-6
Garnishment	112	▲	+23.1%	+21
General Civil	166	▼	+9.2%	+14
Infraction/Civil Violation	1,811	▲	-41.2%	-1,271
Landlord /Tenant	77	▼	+6.9%	+5
Misdemeanor	576	▲	-15.2%	-103
Other	140	▼	-7.3%	-11
Protective Orders	16	▼	-11.1%	-2
GRAND TOTAL	2,977	▼	-31.2%	-1,353

* Compared to same time period as previous year



** Case Type Categories are defined in the 2017 Virginia Judicial Workload Assessment

* Compared to same time period as previous year

** Case Type Categories are defined in the 2017 Virginia Judicial Workload Assessment
Source: SCV-SQL-Information

CPSS - GCMS CASELOAD STATISTICS OF THE GENERAL DISTRICT COURTS

January 2024 thru May 2024 Filings (Compared to January 2023 thru May 2023)

2024 Overall GRAND TOTAL		Distribution of Caseload			Change*		Percentage (%) of Caseload		
1,163	-148	Criminal	228	20%	15.2% ▲	+30	Criminal	2023	2024
		Traffic	616	53%	-27.9% ▼	-238	Traffic	15.1%	19.6%
		Civil	297	26%	28.6% ▲	+66	Civil	65.1%	53.0%
		Civil Commitments	22	2%	-21.4% ▼	-6	Civil Commitments	17.6%	25.5%
		GRAND TOTAL	1,163	100%	-11.3% ▼	-148	GRAND TOTAL	100%	100%

Filings by Division & Code

Division	Case Type Description	Code	Summary	Change	% Change	Absolute Change
Criminal	Misdemeanor	M	167	▲	+19.3%	+27
	Felony	F	39	▲	+50.0%	+13
	Capias	CA	8	▼	-20.0%	-2
	Show Cause	SC	8	▼	-52.9%	-9
	Civil Violation	CV	6	▲	+20.0%	+1
	Total			228	▲	15.2%
Traffic	Infraction	I	527	▼	-25.6%	-181
	Misdemeanor	M	82	▼	-41.0%	-57
	Felony	F	3	▲	+50.0%	+1
	Show Cause	SC	2	↔		-
	Capias	CA	1	▼	-50.0%	-1
	Restricted Operators License	RL	1	↔		-
	Total			616	▼	-27.9%
Civil	Warrant in Debt	WD	142	▲	+43.4%	+43
	Garnishment	GA	64	▲	+28.0%	+14
	Unlawful Detainer	UD	29	▲	+16.0%	+4
	Other	OT	17	▼	-5.6%	-1
	Admin License	AL	14	▼	-12.5%	-2
	Detinue	DT	10	▲	+233.3%	+7
	Preliminary Protective Order	PP	9	↔		-
	Interrogatory	IN	4	▲	+100.0%	+2
	Show Cause	SC	3	▼	-50.0%	-3
	Abstract	AJ	2	▲	-	+2
	Capias	CA	1	▲	-	+1
	Impoundment	IM	1	↔		-
	Tenants Assertion	TA	1	↔		-
	Overweight	OC	0	▼	-100.0%	-1
	Total			297	▲	28.6%
Civil Commitments	Mental Commitment	MC	12	▼	-25.0%	-4
	Temporary Detention Order	TD	7	↔		-
	Other	OT	2	▼	-33.3%	-1
	Emergency Custody Order	EC	1	▼	-50.0%	-1
Total			22	▼	-21.4%	-6
GRAND TOTAL			1,163	▼	-11.3%	-148

Filings by Major Case Category**

Category	Summary	Change	% Change	Absolute Change
Felony	42	▲	+50.0%	+14
Garnishment	68	▲	+30.8%	+16
General Civil	154	▲	+48.1%	+50
Infraction/Civil Violation	533	▼	-25.4%	-181
Involuntary Civil Commitments	2	▼	-33.3%	-1
Landlord /Tenant	30	▲	+15.4%	+4
Misdemeanor	250	▼	-10.7%	-30
Other	75	▲	-21.1%	-20
Protective Orders	9	↔		0

* Compared to same time period as previous year

** Case Type Categories are defined in the 2017 Virginia Judicial Workload Assessment

CPSS - GCMS CASELOAD STATISTICS OF THE GENERAL DISTRICT COURTS

January 2024 thru May 2024 Filings (Compared to January 2023 thru May 2023)

Lancaster

District: 15 FIPS: 103

GRAND TOTAL

1,163



-11.3%

-148

* Compared to same time period as previous year



** Case Type Categories are defined in the 2017 Virginia Judicial Workload Assessment
Source: SCV-SQL-Information

CPSS - GCMS CASELOAD STATISTICS OF THE GENERAL DISTRICT COURTS

January 2024 thru May 2024 Filings (Compared to January 2023 thru May 2023)

Northumberland

District: 15 FIPS: 133

2024 Overall GRAND TOTAL		Distribution of Caseload			Change*		Percentage (%) of Caseload		
693	-233	Criminal	148	21%	-29.9% ▼	-63	Criminal	2023	2024
		Traffic	382	55%	-32.6% ▼	-185	Traffic	61.2%	55.1%
2024	2023	Civil	159	23%	11.2% ▲	+16	Civil	15.4%	22.9%
		Civil Commitments	4	1%	-20.0% ▼	-1	Civil Commitments	0.5%	0.6%
		GRAND TOTAL	693	100%	-25.2% ▼	-233	GRAND TOTAL	100%	100%

Filings by Division & Code

Division	Case Type Description	Code	Summary	Change	% Change	Absolute Change
Criminal	Misdemeanor	M	95	▼	-39.5%	-62
	Felony	F	32	▼	-8.6%	-3
	Show Cause	SC	10	▲	+150.0%	+6
	Capias	CA	6	▼	-25.0%	-2
	Civil Violation	CV	4	▼	-33.3%	-2
	Motion	MO	1	↔		-
	Total			148	▼	-29.9%
Traffic	Infraction	I	269	▼	-40.5%	-183
	Misdemeanor	M	106	▼	-2.8%	-3
	Show Cause	SC	4	▲	+33.3%	+1
	Felony	F	2	▲	+100.0%	+1
	Capias	CA	1	▲	-	+1
	Restricted Operators License	RL	0	▼	-100.0%	-2
	Total			382	▼	-32.6%
Civil	Warrant in Debt	WD	72	▲	+56.5%	+26
	Garnishment	GA	31	▼	-22.5%	-9
	Unlawful Detainer	UD	17	↔		-
	Other	OT	13	▲	+116.7%	+7
	Protective Order	PO	7	▲	-	+7
	Preliminary Protective Order	PP	6	▲	+200.0%	+4
	Abstract	AJ	2	▼	-33.3%	-1
	Admin License	AL	2	▼	-66.7%	-4
	Impoundment	IM	2	▼	-33.3%	-1
	Interrogatory	IN	2	▼	-66.7%	-4
	Bond Forfeiture	BF	1	▼	-75.0%	-3
	Detinue	DT	1	↔		-
	Motion for Judgment	MJ	1	↔		-
	Show Cause	SC	1	▼	-85.7%	-6
	Tenants Assertion	TA	1	↔		-
Total			159	▲	11.2%	+16
Civil Commitments	Temporary Detention Order	TD	4	↔		-
	Emergency Custody Order	EC	0	▼	-100.0%	-1
	Total		4	▼	-20.0%	-1
GRAND TOTAL			693	▼	-25.2%	-233

Filings by Major Case Category**

Category	Summary	Change	% Change	Absolute Change
Felony	34	▲	-5.6%	-2
Garnishment	33	▼	-28.3%	-13
General Civil	74	▼	+51.0%	+25
Infraction/Civil Violation	273	▼	-40.4%	-185
Landlord /Tenant	18	↔		0
Misdemeanor	201	▼	-25.0%	-67
Other	47	▲	-4.1%	-2
Protective Orders	13	▲	+550.0%	+11
GRAND TOTAL	693	▼	-25.2%	-233


* Compared to same time period as previous year

** Case Type Categories are defined in the 2017 Virginia Judicial Workload Assessment

Source: SCV-SQL-Information

* Compared to same time period as previous year

** Case Type Categories are defined in the 2017 Virginia Judicial Workload Assessment
Source: SCV-SQL-Information

2024 Overall GRAND TOTAL		Distribution of Caseload			Change*		Percentage (%) of Caseload		
1,432	+41	Criminal	190	13%	59.7% ▲	+71	Criminal	2023 8.6%	2024 13.3%
		Traffic	581	41%	-15.6% ▼	-107	Traffic	49.5%	40.6%
2024		Civil	657	46%	13.5% ▲	+78	Civil	41.6%	45.9%
2023		Civil Commitments	4	0%	-20.0% ▼	-1	Civil Commitments	0.4%	0.3%
		GRAND TOTAL	1,432	100%	2.9% ▲	+41	GRAND TOTAL	100%	100%

Filings by Division & Code

Division	Case Type Description	Code	Summary	Change	% Change	Absolute Change
Criminal	Misdemeanor	M	114	▲	+67.6%	+46
	Felony	F	62	▲	+129.6%	+35
	Capias	CA	7	▼	-30.0%	-3
	Show Cause	SC	6	▼	-25.0%	-2
	Restricted Operators License	RL	1	▲	-	+1
	Civil Violation	CV	0	▼	-100.0%	-6
	Total			190	▲	59.7%
Traffic	Infraction	I	497	▼	-16.8%	-100
	Misdemeanor	M	83	▼	-5.7%	-5
	Felony	F	1	▲	-	+1
	Capias	CA	0	▼	-100.0%	-1
	Civil Violation	CV	0	▼	-100.0%	-1
	Show Cause	SC	0	▼	-100.0%	-1
Total			581	▼	-15.6%	-107
Civil	Warrant in Debt	WD	582	▲	+15.0%	+76
	Garnishment	GA	32	▲	+10.3%	+3
	Unlawful Detainer	UD	20	▲	+11.1%	+2
	Other	OT	9	▼	-30.8%	-4
	Detinue	DT	3	▲	-	+3
	Preliminary Protective Order	PP	3	▼	-25.0%	-1
	Admin License	AL	2	▼	-66.7%	-4
	Counter Claim	CC	2	▲	-	+2
	Impoundment	IM	1	▼	-50.0%	-1
	Interrogatory	IN	1	▲	-	+1
	Motion for Judgment	MJ	1	▲	-	+1
Show Cause	SC	1	↔	-	-	
Total			657	▲	13.5%	+78
Civil Commitments	Temporary Detention Order	TD	4	▼	-20.0%	-1
Total			4	▼	-20.0%	-1
GRAND TOTAL			1,432	▲	2.9%	+41

Filings by Major Case Category**

Category	Summary	Change	% Change	Absolute Change
Felony	63	▲	+133.3%	+36
Garnishment	33	▲	+13.8%	+4
General Civil	588	▲	+15.3%	+78
Infraction/Civil Violation	497	▼	-17.7%	-107
Landlord /Tenant	20	▲	+11.1%	+2
Misdemeanor	198	▲	+26.9%	+42
Other	30	▲	-30.2%	-13
Protective Orders	3	▼	-25.0%	-1
GRAND TOTAL	1,432	▲	2.9%	+41

* Compared to same time period as previous year

** Case Type Categories are defined in the 2017 Virginia Judicial Workload Assessment

Source: SCV-SQL-Information

2024 Overall GRAND TOTAL		Distribution of Caseload			Change*		Percentage (%) of Caseload			
11,280	+1,307	Criminal	1,501	13%	-4.6%	▼	-72	Criminal	2023: 15.8%	2024: 13.3%
		Traffic	5,672	50%	24.1%	▲	+1,101	Traffic	45.8%	50.3%
2024		Civil	3,937	35%	8.1%	▲	+294	Civil	36.5%	34.9%
2023		Civil Commitments	170	2%	-8.6%	▼	-16	Civil Commitments	1.9%	1.5%
		GRAND TOTAL	11,280	100%	13.1%	▲	+1,307	GRAND TOTAL	100%	100%

Filings by Division & Code

Division	Case Type Description	Code	Summary	Change	% Change	Absolute Change
Criminal	Misdemeanor	M	881	▼	-2.1%	-19
	Felony	F	425	▼	-10.3%	-49
	Capias	CA	141	▲	+5.2%	+7
	Civil Violation	CV	31	▼	-26.2%	-11
	Show Cause	SC	23	↔		-
	Total			1,501	▼	-4.6%
Traffic	Infraction	I	4,384	▲	+28.2%	+964
	Misdemeanor	M	1,241	▲	+11.3%	+126
	Capias	CA	32	▲	+190.9%	+21
	Felony	F	12	▼	-36.8%	-7
	Show Cause	SC	2	▼	-60.0%	-3
	Civil Violation	CV	1	↔		-
	Total			5,672	▲	24.1%
Civil	Warrant in Debt	WD	1,944	▲	+16.8%	+279
	Garnishment	GA	984	▲	+7.3%	+67
	Unlawful Detainer	UD	541	▲	+2.7%	+14
	Other	OT	74	▲	+12.1%	+8
	Preliminary Protective Order	PP	62	▼	-19.5%	-15
	Admin License	AL	59	▼	-31.4%	-27
	Show Cause	SC	52	▲	+52.9%	+18
	Interrogatory	IN	51	▲	+112.5%	+27
	Protective Order	PO	47	▼	-20.3%	-12
	Detinue	DT	40	▼	-24.5%	-13
	Abstract	AJ	34	▼	-26.1%	-12
	Motion for Judgment	MJ	22	▼	-26.7%	-8
	Impoundment	IM	13	▼	-66.7%	-26
	Bond Forfeiture	BF	4	▲	+33.3%	+1
	Capias	CA	4	▲	+100.0%	+2
	Counter Claim	CC	2	▼	-71.4%	-5
	Petition-Restore Arms	PR	2	↔		-
	Overweight	OC	1	▲	-	+1
	Tenants Assertion	TA	1	▼	-50.0%	-1
	Cross Claim	CR	0	▼	-100.0%	-1
	Restricted Operators License	RL	0	▼	-100.0%	-1
Third Party Claim	TH	0	▼	-100.0%	-2	
Total			3,937	▲	8.1%	+294
Civil Commitments	Temporary Detention Order	TD	95	▼	-13.6%	-15
	Emergency Custody Order	EC	44	▲	+10.0%	+4
	Mental Commitment	MC	28	▼	-9.7%	-3
	Other	OT	3	▼	-40.0%	-2
	Total			170	▼	-8.6%
GRAND TOTAL			11,280	▲	13.1%	+1,307

Filings by Major Case Category**

Category	Summary	Change	% Change	Absolute Change
Felony	437	▼	-11.4%	-56
Garnishment	1,035	▲	+10.0%	+94
General Civil	2,018	▲	+15.2%	+267

* Compared to same time period as previous year

** Case Type Categories are defined in the 2017 Virginia Judicial Workload Assessment

CPSS - GCMS CASELOAD STATISTICS OF THE GENERAL DISTRICT COURTS

January 2024 thru May 2024 Filings (Compared to January 2023 thru May 2023)

Infraction/Civil Violation	4,417	▲	+27.5%	+954
Involuntary Civil Commitments	3	▼	-40.0%	-2
Landlord /Tenant	542	▼	+2.5%	+13
Misdemeanor	2,122	▼	+5.3%	+106
Other	597	▼	-6.6%	-42
Protective Orders	109	▼	-19.9%	-27
GRAND TOTAL	11,280	▲	13.1%	+1,307

* Compared to same time period as previous year

** Case Type Categories are defined in the 2017 Virginia Judicial Workload Assessment
Source: SCV-SQL-Information

CPSS - GCMS CASELOAD STATISTICS OF THE GENERAL DISTRICT COURTS

January 2024 thru May 2024 Filings (Compared to January 2023 thru May 2023)

Stafford

District: 15 FIPS: 179

2024 Overall GRAND TOTAL		Distribution of Caseload			Change*		Percentage (%) of Caseload		
11,542	+349	Criminal	2,351	20%	-5.0% ▼	-124	Criminal	2023	2024
		Traffic	5,381	47%	-2.9% ▼	-162	Traffic	49.5%	46.6%
2024		Civil	3,713	32%	20.2% ▲	+625	Civil	27.6%	32.2%
2023		Civil Commitments	97	1%	11.5% ▲	+10	Civil Commitments	0.8%	0.8%
		GRAND TOTAL	11,542	100%	3.1% ▲	+349	GRAND TOTAL	100%	100%

Filings by Division & Code

Division	Case Type Description	Code	Summary	Change	% Change	Absolute Change
Criminal	Misdemeanor	M	1,247	▼	-2.0%	-25
	Felony	F	716	▼	-15.9%	-135
	Capias	CA	266	▲	+14.7%	+34
	Civil Violation	CV	65	▼	-13.3%	-10
	Show Cause	SC	57	▲	+26.7%	+12
	Total			2,351	▼	-5.0%
Traffic	Infraction	I	4,001	▼	-3.5%	-143
	Misdemeanor	M	1,272	▼	-0.3%	-4
	Felony	F	55	▼	-3.5%	-2
	Capias	CA	38	▼	-7.3%	-3
	Civil Violation	CV	11	▼	-42.1%	-8
	Show Cause	SC	4	▼	-33.3%	-2
Total			5,381	▼	-2.9%	-162
Civil	Warrant in Debt	WD	1,547	▲	+31.3%	+369
	Garnishment	GA	921	▲	+34.8%	+238
	Unlawful Detainer	UD	552	▲	+6.2%	+32
	Admin License	AL	118	▼	-11.3%	-15
	Impoundment	IM	114	▲	+0.9%	+1
	Other	OT	103	▼	-10.4%	-12
	Show Cause	SC	98	▼	-9.3%	-10
	Preliminary Protective Order	PP	65	▲	+16.1%	+9
	Bond Forfeiture	BF	41	▲	+115.8%	+22
	Abstract	AJ	33	▼	-50.0%	-33
	Interrogatory	IN	33	▼	-32.7%	-16
	Motion for Judgment	MJ	31	▲	+158.3%	+19
	Protective Order	PO	24	▲	+41.2%	+7
	Zoning Violation	ZO	11	▲	-	+11
	Tenants Assertion	TA	7	▲	+75.0%	+3
	Detinue	DT	6	▼	-25.0%	-2
	Capias	CA	4	↔	-	-
	Restricted Operators License	RL	2	▲	-	+2
	Attachment	AT	1	▲	-	+1
	Counter Claim	CC	1	▼	-66.7%	-2
Overweight	OC	1	▲	-	+1	
Total			3,713	▲	20.2%	+625
Civil Commitments	Temporary Detention Order	TD	57	▲	+32.6%	+14
	Emergency Custody Order	EC	40	▼	-7.0%	-3
	Medical Emergency Temporary Detention Order	MT	0	▼	-100.0%	-1
	Total		97	▲	11.5%	+10
GRAND TOTAL			11,542	▲	3.1%	+349

Filings by Major Case Category**

Category	Summary	Change	% Change	Absolute Change
Felony	771	▼	-15.1%	-137
Garnishment	954	▲	+30.3%	+222
General Civil	1,616	▲	+31.8%	+390
Infraction/Civil Violation	4,078	▲	-3.8%	-160
Landlord /Tenant	559	▲	+6.7%	+35

* Compared to same time period as previous year

** Case Type Categories are defined in the 2017 Virginia Judicial Workload Assessment

CPSS - GCMS CASELOAD STATISTICS OF THE GENERAL DISTRICT COURTS

January 2024 thru May 2024 Filings (Compared to January 2023 thru May 2023)



Stafford

District: 15 FIPS: 179

Misdemeanor	2,532	▲	-0.6%	-16
Other	943	▲	-0.1%	-1
Protective Orders	89	▲	+21.9%	+16
GRAND TOTAL	11,542	▲	3.1%	+349

* Compared to same time period as previous year

** Case Type Categories are defined in the 2017 Virginia Judicial Workload Assessment
Source: SCV-SQL-Information

2024 Overall GRAND TOTAL		Distribution of Caseload			Change*		Percentage (%) of Caseload		
1,984	+142	Criminal	229	12%	38.0% ▲	+63	Criminal	2023	2024
		Traffic	1,305	66%	-2.0% ▼	-26	Traffic	9.0%	11.5%
		Civil	430	22%	30.7% ▲	+101	Civil	72.3%	65.8%
		Civil Commitments	20	1%	25.0% ▲	+4	Civil Commitments	17.9%	21.7%
		GRAND TOTAL	1,984	100%	7.7% ▲	+142	GRAND TOTAL	100%	100%

Filings by Division & Code

Division	Case Type Description	Code	Summary	Change	% Change	Absolute Change
Criminal	Misdemeanor	M	150	▲	+50.0%	+50
	Felony	F	64	▲	+36.2%	+17
	Capias	CA	7	▼	-12.5%	-1
	Show Cause	SC	6	▲	+50.0%	+2
	Civil Violation	CV	2	▼	-71.4%	-5
	Total			229	▲	38.0%
Traffic	Infraction	I	1,061	▼	-5.1%	-57
	Misdemeanor	M	215	▲	+21.5%	+38
	Capias	CA	9	▼	-35.7%	-5
	Show Cause	SC	9	▼	-35.7%	-5
	Felony	F	7	▲	+16.7%	+1
	Civil Violation	CV	4	▲	+100.0%	+2
	Total			1,305	▼	-2.0%
Civil	Warrant in Debt	WD	203	▲	+57.4%	+74
	Garnishment	GA	81	▼	-3.6%	-3
	Unlawful Detainer	UD	52	▲	+30.0%	+12
	Impoundment	IM	29	▲	+3.6%	+1
	Other	OT	24	▲	+26.3%	+5
	Admin License	AL	18	▲	+20.0%	+3
	Protective Order	PO	13	▲	+85.7%	+6
	Interrogatory	IN	4	▲	-	+4
	Preliminary Protective Order	PP	3	▲	+200.0%	+2
	Show Cause	SC	2	▲	-	+2
	Detinue	DT	1	▲	-	+1
	Abstract	AJ	0	▼	-100.0%	-5
	Motion for Judgment	MJ	0	▼	-100.0%	-1
	Total			430	▲	30.7%
Civil Commitments	Temporary Detention Order	TD	18	▲	+38.5%	+5
	Emergency Custody Order	EC	2	▼	-33.3%	-1
	Total			20	▲	25.0%
GRAND TOTAL			1,984	▲	7.7%	+142

Filings by Major Case Category**

Category	Summary	Change	% Change	Absolute Change
Felony	71	▲	+34.0%	+18
Garnishment	85	▲	+1.2%	+1
General Civil	208	▲	+54.1%	+73
Infraction/Civil Violation	1,067	▲	-5.3%	-60
Landlord /Tenant	52	▲	+30.0%	+12
Misdemeanor	365	▲	+31.8%	+88
Other	120	▲	+1.7%	+2
Protective Orders	16	▲	+100.0%	+8
GRAND TOTAL	1,984	▲	7.7%	+142



* Compared to same time period as previous year

** Case Type Categories are defined in the 2017 Virginia Judicial Workload Assessment

Source: SCV-SQL-Information

CPSS - GCMS CASELOAD STATISTICS OF THE GENERAL DISTRICT COURTS

January 2024 thru May 2024 Filings (Compared to January 2023 thru May 2023)

2024 Overall GRAND TOTAL		Distribution of Caseload			Change*		Percentage (%) of Caseload		
7,427	-1,044	Criminal	1,020	14%	8.5% ▲	+80	Criminal	2023	2024
		Traffic	3,783	51%	-25.6% ▼	-1,305	Traffic	60.1%	50.9%
		Civil	2,510	34%	8.1% ▲	+189	Civil	27.4%	33.8%
		Civil Commitments	114	2%	-6.6% ▼	-8	Civil Commitments	1.4%	1.5%
		GRAND TOTAL	7,427	100%	-12.3% ▼	-1,044	GRAND TOTAL	100%	100%

Filings by Division & Code

Division	Case Type Description	Code	Summary	Change	% Change	Absolute Change
Criminal	Misdemeanor	M	583	▲	+17.1%	+85
	Felony	F	210	▼	-7.1%	-16
	Capias	CA	107	▲	+3.9%	+4
	Show Cause	SC	98	▲	+6.5%	+6
	Civil Violation	CV	22	▲	+4.8%	+1
	Total			1,020	▲	8.5%
Traffic	Infraction	I	3,026	▼	-27.0%	-1,121
	Misdemeanor	M	681	▼	-21.5%	-187
	Show Cause	SC	32	▲	+100.0%	+16
	Capias	CA	28	▼	-17.6%	-6
	Felony	F	14	▼	-36.4%	-8
	Civil Violation	CV	2	▲	+100.0%	+1
Total			3,783	▼	-25.6%	-1,305
Civil	Warrant in Debt	WD	937	▲	+21.1%	+163
	Garnishment	GA	606	▲	+27.8%	+132
	Unlawful Detainer	UD	573	▲	+3.2%	+18
	Other	OT	110	▼	-9.1%	-11
	Detinue	DT	59	▼	-52.4%	-65
	Preliminary Protective Order	PP	51	▼	-20.3%	-13
	Protective Order	PO	49	↔	-	-
	Admin License	AL	35	▲	+40.0%	+10
	Interrogatory	IN	31	▼	-3.1%	-1
	Abstract	AJ	20	▲	+25.0%	+4
	Show Cause	SC	14	▼	-65.0%	-26
	Impoundment	IM	7	▼	-65.0%	-13
	Counter Claim	CC	4	▼	-60.0%	-6
	Motion for Judgment	MJ	4	▼	-42.9%	-3
	Tenants Assertion	TA	3	↔	-	-
	Zoning Violation	ZO	3	▼	-25.0%	-1
	Bond Forfeiture	BF	1	▲	-	+1
	Distress Seizure	DS	1	▲	-	+1
	Petition to Require Blood Test	BT	1	▲	-	+1
	Petition-Restore Arms	PR	1	↔	-	-
Capias	CA	0	▼	-100.0%	-2	
Total			2,510	▲	8.1%	+189
Civil Commitments	Temporary Detention Order	TD	75	▼	-10.7%	-9
	Emergency Custody Order	EC	38	↔	-	-
	Mental Commitment	MC	1	▲	-	+1
Total			114	▼	-6.6%	-8
GRAND TOTAL			7,427	▼	-12.3%	-1,044

Filings by Major Case Category**

Category	Summary	Change	% Change	Absolute Change
Felony	224	▼	-9.7%	-24
Garnishment	637	▲	+25.9%	+131
General Civil	1,033	▲	+9.3%	+88
Infraction/Civil Violation	3,050	▲	-26.8%	-1,119
Landlord /Tenant	576	▲	+3.2%	+18

* Compared to same time period as previous year

** Case Type Categories are defined in the 2017 Virginia Judicial Workload Assessment



CPSS - GCMS CASELOAD STATISTICS OF THE GENERAL DISTRICT COURTS

January 2024 thru May 2024 Filings (Compared to January 2023 thru May 2023)

Misdemeanor	1,267	▼	-7.5%	-103
Other	540	▲	-3.9%	-22
Protective Orders	100	▼	-11.5%	-13
GRAND TOTAL	7,427	▼	-12.3%	-1,044

* Compared to same time period as previous year

** Case Type Categories are defined in the 2017 Virginia Judicial Workload Assessment
Source: SCV-SQL-Information

2024 Overall GRAND TOTAL		Distribution of Caseload			Change*		Percentage (%) of Caseload		
3,063	-169	Criminal	722	24%	3.7% ▲	+26	Criminal	2023	2024
		Traffic	971	32%	-26.1% ▼	-343	Traffic	21.5%	23.6%
2024 		Civil	1,043	34%	18.4% ▲	+162	Civil	40.7%	31.7%
2023 		Civil Commitments	327	11%	-4.1% ▼	-14	Civil Commitments	27.3%	34.1%
		GRAND TOTAL	3,063	100%	-5.2% ▼	-169	GRAND TOTAL	10.6%	10.7%
							GRAND TOTAL	100%	100%

Filings by Division & Code

Division	Case Type Description	Code	Summary	Change	% Change	Absolute Change
Criminal	Misdemeanor	M	425	▲	+12.1%	+46
	Felony	F	111	▼	-27.9%	-43
	Capias	CA	93	▲	+14.8%	+12
	Show Cause	SC	79	▲	+36.2%	+21
	Civil Violation	CV	14	▼	-41.7%	-10
	Total			722	▲	3.7%
Traffic	Infraction	I	777	▼	-27.9%	-300
	Misdemeanor	M	167	▼	-26.8%	-61
	Show Cause	SC	14	▲	+180.0%	+9
	Capias	CA	13	▲	+225.0%	+9
	Total			971	▼	-26.1%
Civil	Warrant in Debt	WD	418	▲	+32.3%	+102
	Garnishment	GA	244	▲	+38.6%	+68
	Unlawful Detainer	UD	164	▲	+15.5%	+22
	Other	OT	92	▲		-
	Preliminary Protective Order	PP	35	▼	-14.6%	-6
	Protective Order	PO	33	▼	-2.9%	-1
	Admin License	AL	20	▼	-41.2%	-14
	Interrogatory	IN	13	▲	+160.0%	+8
	Motion for Judgment	MJ	8	▲	+33.3%	+2
	Show Cause	SC	5	▼	-64.3%	-9
	Detinue	DT	4	▼	-50.0%	-4
	Impoundment	IM	4	▼	-33.3%	-2
	Abstract	AJ	2	▲	+100.0%	+1
	Tenants Assertion	TA	1	▼	-50.0%	-1
	Counter Claim	CC	0	▼	-100.0%	-2
	Petition-Restore Arms	PR	0	▼	-100.0%	-1
	Zoning Violation	ZO	0	▼	-100.0%	-1
Total			1,043	▲	18.4%	+162
Civil Commitments	Mental Commitment	MC	127	▲	+25.7%	+26
	Temporary Detention Order	TD	87	▼	-17.9%	-19
	Emergency Custody Order	EC	69	▼	-24.2%	-22
	Other	OT	42	▲	+2.4%	+1
	Medical Emergency Temporary Detention Order	MT	2	▲	+100.0%	+1
	Medical Emergency Custody Order	ME	0	▼	-100.0%	-1
	Total			327	▼	-4.1%
GRAND TOTAL			3,063	▼	-5.2%	-169

Filings by Major Case Category**

Category	Summary	Change	% Change	Absolute Change
Felony	111	▼	-27.9%	-43
Garnishment	257	▲	+42.0%	+76
General Civil	454	▼	+29.0%	+102
Infraction/Civil Violation	791	▼	-28.2%	-310
Involuntary Civil Commitments	42	▲	+2.4%	+1
Landlord /Tenant	165	▼	+14.6%	+21
Misdemeanor	592	▼	-2.6%	-16

* Compared to same time period as previous year

** Case Type Categories are defined in the 2017 Virginia Judicial Workload Assessment

CPSS - GCMS CASELOAD STATISTICS OF THE GENERAL DISTRICT COURTS

January 2024 thru May 2024 Filings (Compared to January 2023 thru May 2023)



Charlottesville

District: 16 FIPS: 540

Other	583	▲	+1.2%	+7
Protective Orders	68	▼	-9.3%	-7
GRAND TOTAL	3,063	▼	-5.2%	-169

* Compared to same time period as previous year

** Case Type Categories are defined in the 2017 Virginia Judicial Workload Assessment
Source: SCV-SQL-Information

2024 Overall GRAND TOTAL		Distribution of Caseload			Change*		Percentage (%) of Caseload		
5,267	-175	Criminal	598	11%	-34.0% ▼	-308	Criminal	2023	2024
		Traffic	3,293	63%	-3.0% ▼	-102	Traffic	16.6%	11.4%
		Civil	1,330	25%	20.9% ▲	+230	Civil	62.4%	62.5%
		Civil Commitments	46	1%	12.2% ▲	+5	Civil Commitments	20.2%	25.3%
		GRAND TOTAL	5,267	100%	-3.2% ▼	-175	GRAND TOTAL	0.8%	0.9%
							GRAND TOTAL	100%	100%

Filings by Division & Code

Division	Case Type Description	Code	Summary	Change	% Change	Absolute Change
Criminal	Misdemeanor	M	315	▼	-31.2%	-143
	Felony	F	143	▼	-45.8%	-121
	Show Cause	SC	66	▼	-21.4%	-18
	Capias	CA	64	▼	-16.9%	-13
	Civil Violation	CV	10	▼	-56.5%	-13
	Total			598	▼	-34.0%
Traffic	Infraction	I	2,150	▼	-2.2%	-49
	Misdemeanor	M	951	▼	-0.3%	-3
	Show Cause	SC	82	▼	-28.1%	-32
	Capias	CA	71	▼	-24.5%	-23
	Felony	F	26	▲	+36.8%	+7
	Civil Violation	CV	12	▲	+20.0%	+2
	Restricted Operators License	RL	1	▼	-80.0%	-4
	Total			3,293	▼	-3.0%
Civil	Warrant in Debt	WD	620	▲	+52.0%	+212
	Garnishment	GA	358	▲	+10.2%	+33
	Unlawful Detainer	UD	152	▲	+4.8%	+7
	Other	OT	41	▲	+20.6%	+7
	Impoundment	IM	34	▼	-2.9%	-1
	Admin License	AL	29	▲	+31.8%	+7
	Protective Order	PO	16	▲	+6.7%	+1
	Show Cause	SC	16	▲	+6.7%	+1
	Preliminary Protective Order	PP	15	▼	-28.6%	-6
	Detinue	DT	12	▼	-67.6%	-25
	Interrogatory	IN	12	▲	+33.3%	+3
	Abstract	AJ	10	▼	-23.1%	-3
	Bond Forfeiture	BF	9	▼	-10.0%	-1
	Overweight	OC	3	▲	-	+3
	Motion for Judgment	MJ	2	▼	-60.0%	-3
	Petition-Restore Arms	PR	1	↔	-	-
	Capias	CA	0	▼	-100.0%	-3
	Counter Claim	CC	0	▼	-100.0%	-1
	Petition to Require Blood Test	BT	0	▼	-100.0%	-1
	Total			1,330	▲	20.9%
Civil Commitments	Temporary Detention Order	TD	36	▲	+5.9%	+2
	Emergency Custody Order	EC	10	▲	+42.9%	+3
	Total			46	▲	12.2%
GRAND TOTAL			5,267	▼	-3.2%	-175

Filings by Major Case Category**

Category	Summary	Change	% Change	Absolute Change
Felony	169	▼	-40.3%	-114
Garnishment	370	▲	+10.8%	+36
General Civil	644	▼	+40.3%	+185
Infraction/Civil Violation	2,175	▲	-2.6%	-57
Landlord /Tenant	152	▲	+4.8%	+7
Misdemeanor	1,267	▼	-10.6%	-150
Other	459	▼	-14.4%	-77

* Compared to same time period as previous year

** Case Type Categories are defined in the 2017 Virginia Judicial Workload Assessment


CPSS - GCMS CASELOAD STATISTICS OF THE GENERAL DISTRICT COURTS

January 2024 thru May 2024 Filings (Compared to January 2023 thru May 2023)

Protective Orders	31	▼	-13.9%	-5
<i>GRAND TOTAL</i>	<u>5,267</u>	▼	-3.2%	-175

* Compared to same time period as previous year

** Case Type Categories are defined in the 2017 Virginia Judicial Workload Assessment
Source: SCV-SQL-Information

2024 Overall GRAND TOTAL		Distribution of Caseload			Change*		Percentage (%) of Caseload		
1,759	-779	Criminal	208	12%	-2.3% ▼	-5	Criminal	2023	2024
		Traffic	1,135	65%	-41.1% ▼	-791	Traffic	8.4%	11.8%
		Civil	392	22%	6.2% ▲	+23	Civil	75.9%	64.5%
		Civil Commitments	24	1%	-20.0% ▼	-6	Civil Commitments	14.5%	22.3%
		GRAND TOTAL	1,759	100%	-30.7% ▼	-779	GRAND TOTAL	1.2%	1.4%
							GRAND TOTAL	100%	100%

Filings by Division & Code

Division	Case Type Description	Code	Summary	Change	% Change	Absolute Change
Criminal	Misdemeanor	M	120	▲	+25.0%	+24
	Felony	F	47	▼	-6.0%	-3
	Show Cause	SC	25	▼	-26.5%	-9
	Capias	CA	10	▼	-50.0%	-10
	Civil Violation	CV	6	▼	-53.8%	-7
	Total			208	▼	-2.3%
Traffic	Infraction	I	889	▼	-46.3%	-765
	Misdemeanor	M	195	▼	-13.3%	-30
	Show Cause	SC	36	▲	+9.1%	+3
	Capias	CA	14	▲	+40.0%	+4
	Felony	F	1	▼	-75.0%	-3
	Total			1,135	▼	-41.1%
Civil	Warrant in Debt	WD	193	▲	+17.7%	+29
	Garnishment	GA	105	▲	+22.1%	+19
	Impoundment	IM	29	▼	-39.6%	-19
	Preliminary Protective Order	PP	17	▲	+142.9%	+10
	Other	OT	15	▼	+7.1%	+1
	Unlawful Detainer	UD	9	▼	-52.6%	-10
	Interrogatory	IN	7	▼	-12.5%	-1
	Admin License	AL	5	▼	-37.5%	-3
	Show Cause	SC	4	▲	+33.3%	+1
	Detinue	DT	3	▲	+200.0%	+2
	Protective Order	PO	3	▼	-66.7%	-6
	Motion for Judgment	MJ	1	▲	-	+1
	Petition-Restore Arms	PR	1	▲	-	+1
	Overweight	OC	0	▼	-100.0%	-1
	Tenants Assertion	TA	0	▼	-100.0%	-1
Total			392	▲	6.2%	+23
Civil Commitments	Temporary Detention Order	TD	11	▼	-38.9%	-7
	Mental Commitment	MC	7	▼	-12.5%	-1
	Emergency Custody Order	EC	6	▲	+50.0%	+2
	Total			24	▼	-20.0%
GRAND TOTAL			1,759	▼	-30.7%	-779

Filings by Major Case Category**

Category	Summary	Change	% Change	Absolute Change
Felony	48	▼	-11.1%	-6
Garnishment	112	▲	+19.1%	+18
General Civil	199	▲	+16.4%	+28
Infraction/Civil Violation	895	▼	-46.3%	-773
Landlord /Tenant	9	▼	-55.0%	-11
Misdemeanor	315	▲	-1.9%	-6
Other	161	▲	-17.0%	-33
Protective Orders	20	▲	+25.0%	+4
GRAND TOTAL	1,759	▼	-30.7%	-779



* Compared to same time period as previous year

** Case Type Categories are defined in the 2017 Virginia Judicial Workload Assessment

Source: SCV-SQL-Information

CPSS - GCMS CASELOAD STATISTICS OF THE GENERAL DISTRICT COURTS

January 2024 thru May 2024 Filings (Compared to January 2023 thru May 2023)

2024 Overall GRAND TOTAL		Distribution of Caseload			Change*		Percentage (%) of Caseload		
2,761	-181	Criminal	218	8%	15.3% ▲	+29	Criminal	2023	2024
		Traffic	2,182	79%	-13.0% ▼	-327	Traffic	6.4%	7.9%
		Civil	354	13%	45.1% ▲	+110	Civil	85.3%	79.0%
		Civil Commitments	7	0%	- ▲	+7	Civil Commitments	8.3%	12.8%
		GRAND TOTAL	2,761	100%	-6.2% ▼	-181	GRAND TOTAL	0.0%	0.3%
							GRAND TOTAL	100%	100%

Filings by Division & Code

Division	Case Type Description	Code	Summary	Change	% Change	Absolute Change
Criminal	Misdemeanor	M	147	▲	+9.7%	+13
	Felony	F	41	▲	+86.4%	+19
	Civil Violation	CV	14	▼	-6.7%	-1
	Show Cause	SC	11	▲	+83.3%	+5
	Capias	CA	5	▼	-58.3%	-7
	Total			218	▲	15.3%
Traffic	Infraction	I	1,759	▼	-10.1%	-197
	Misdemeanor	M	416	▼	-23.9%	-131
	Civil Violation	CV	2	▲	-	+2
	Show Cause	SC	2	▲	+100.0%	+1
	Capias	CA	1	▼	-50.0%	-1
	Felony	F	1	▼	-66.7%	-2
	Other	O	1	▲	-	+1
	Total			2,182	▼	-13.0%
Civil	Warrant in Debt	WD	183	▲	+96.8%	+90
	Garnishment	GA	66	↔	-	-
	Admin License	AL	36	▲	+28.6%	+8
	Unlawful Detainer	UD	25	▲	+92.3%	+12
	Impoundment	IM	12	▲	+200.0%	+8
	Other	OT	10	▼	-50.0%	-10
	Motion for Judgment	MJ	6	▲	+500.0%	+5
	Overweight	OC	4	▲	-	+4
	Show Cause	SC	4	▲	+100.0%	+2
	Preliminary Protective Order	PP	3	▼	-62.5%	-5
	Interrogatory	IN	2	↔	-	-
	Abstract	AJ	1	▲	-	+1
	Detinue	DT	1	↔	-	-
	Protective Order	PO	1	▼	-66.7%	-2
	Counter Claim	CC	0	▼	-100.0%	-2
Third Party Claim	TH	0	▼	-100.0%	-1	
Total			354	▲	45.1%	+110
Civil Commitments	Emergency Custody Order	EC	4	▲	-	+4
	Temporary Detention Order	TD	3	▲	-	+3
	Total		7	▲	-	+7
GRAND TOTAL			2,761	▼	-6.2%	-181

Filings by Major Case Category**

Category	Summary	Change	% Change	Absolute Change
Felony	42	▲	+68.0%	+17
Garnishment	68	↔	-	0
General Civil	195	▲	+95.0%	+95
Infraction/Civil Violation	1,780	▲	-9.7%	-191
Landlord /Tenant	25	▲	+92.3%	+12
Misdemeanor	563	▼	-17.3%	-118
Other	84	▲	+15.1%	+11
Protective Orders	4	▼	-63.6%	-7
GRAND TOTAL	2,761	▼	-6.2%	-181

* Compared to same time period as previous year

** Case Type Categories are defined in the 2017 Virginia Judicial Workload Assessment

* Compared to same time period as previous year



** Case Type Categories are defined in the 2017 Virginia Judicial Workload Assessment
Source: SCV-SQL-Information

CPSS - GCMS CASELOAD STATISTICS OF THE GENERAL DISTRICT COURTS

January 2024 thru May 2024 Filings (Compared to January 2023 thru May 2023)

Greene

District: 16 FIPS: 079

2024 Overall GRAND TOTAL		Distribution of Caseload			Change*		Percentage (%) of Caseload		
2,993	+1,428	Criminal	243	8%	-6.9% ▼	-18	Criminal	2023	2024
		Traffic	2,321	78%	143.8% ▲	+1,369	Traffic	16.7%	8.1%
		Civil	414	14%	24.0% ▲	+80	Civil	60.8%	77.5%
		Civil Commitments	15	1%	-16.7% ▼	-3	Civil Commitments	21.3%	13.8%
		GRAND TOTAL	2,993	100%	91.2% ▲	+1,428	GRAND TOTAL	100%	100%

Filings by Division & Code

Division	Case Type Description	Code	Summary	Change	% Change	Absolute Change
Criminal	Misdemeanor	M	154	▼	-1.9%	-3
	Felony	F	44	▲	+2.3%	+1
	Capias	CA	17	▲	+6.3%	+1
	Civil Violation	CV	14	▼	-50.0%	-14
	Show Cause	SC	14	▼	-12.5%	-2
	Restricted Operators License	RL	0	▼	-100.0%	-1
	Total			243	▼	-6.9%
Traffic	Infraction	I	2,058	▲	+164.9%	+1,281
	Misdemeanor	M	257	▲	+58.6%	+95
	Felony	F	3	▼	-25.0%	-1
	Capias	CA	2	▲	+100.0%	+1
	Show Cause	SC	1	▼	-66.7%	-2
	Civil Violation	CV	0	▼	-100.0%	-4
	Restricted Operators License	RL	0	▼	-100.0%	-1
Total			2,321	▲	143.8%	+1,369
Civil	Warrant in Debt	WD	180	▲	+65.1%	+71
	Garnishment	GA	113	▲	+4.6%	+5
	Unlawful Detainer	UD	37	▲	+48.0%	+12
	Admin License	AL	18	▼	-33.3%	-9
	Other	OT	15	▲	+7.1%	+1
	Preliminary Protective Order	PP	12	▼	-20.0%	-3
	Protective Order	PO	10	↔		-
	Show Cause	SC	8	▲	+33.3%	+2
	Impoundment	IM	6	↔		-
	Tenants Assertion	TA	5	▲	-	+5
	Abstract	AJ	4	▼	-42.9%	-3
	Interrogatory	IN	3	↔		-
	Motion for Judgment	MJ	2	▼	-33.3%	-1
	Zoning Violation	ZO	1	▲	-	+1
Counter Claim	CC	0	▼	-100.0%	-1	
Total			414	▲	24.0%	+80
Civil Commitments	Temporary Detention Order	TD	11	▼	-21.4%	-3
	Emergency Custody Order	EC	4	↔		-
Total			15	▼	-16.7%	-3
GRAND TOTAL			2,993	▲	91.2%	+1,428

Filings by Major Case Category**

Category	Summary	Change	% Change	Absolute Change
Felony	47	▼		0
Garnishment	116	▲	+4.5%	+5
General Civil	187	▲	+64.0%	+73
Infraction/Civil Violation	2,072	▲	+156.1%	+1,263
Landlord /Tenant	42	▲	+68.0%	+17
Misdemeanor	412	▲	+28.3%	+91
Other	95	▼	-15.9%	-18
Protective Orders	22	▼	-12.0%	-3
GRAND TOTAL	2,993	▲	91.2%	+1,428

* Compared to same time period as previous year

** Case Type Categories are defined in the 2017 Virginia Judicial Workload Assessment

* Compared to same time period as previous year



** Case Type Categories are defined in the 2017 Virginia Judicial Workload Assessment
Source: SCV-SQL-Information

CPSS - GCMS CASELOAD STATISTICS OF THE GENERAL DISTRICT COURTS

January 2024 thru May 2024 Filings (Compared to January 2023 thru May 2023)

Louisa

District: 16 FIPS: 109

2024 Overall GRAND TOTAL		Distribution of Caseload			Change*		Percentage (%) of Caseload		
3,232	+478	Criminal	492	15%	11.8% ▲	+52	Criminal	2023	2024
		Traffic	1,849	57%	12.6% ▲	+207	Traffic	16.0%	15.2%
		Civil	854	26%	34.7% ▲	+220	Civil	59.6%	57.2%
		Civil Commitments	37	1%	-2.6% ▼	-1	Civil Commitments	23.0%	26.4%
		GRAND TOTAL	3,232	100%	17.4% ▲	+478	GRAND TOTAL	100%	100%

Filings by Division & Code

Division	Case Type Description	Code	Summary	Change	% Change	Absolute Change
Criminal	Misdemeanor	M	275	▲	+43.2%	+83
	Felony	F	138	▼	-18.3%	-31
	Capias	CA	33	▲	+6.5%	+2
	Civil Violation	CV	28	▲	+3.7%	+1
	Show Cause	SC	18	▼	-14.3%	-3
	Total			492	▲	11.8%
Traffic	Infraction	I	1,500	▲	+15.6%	+202
	Misdemeanor	M	338	▲	+1.2%	+4
	Capias	CA	4	▲	+300.0%	+3
	Felony	F	4	↔		-
	Show Cause	SC	3	▼	-25.0%	-1
	Civil Violation	CV	0	▼	-100.0%	-1
	Total			1,849	▲	12.6%
Civil	Warrant in Debt	WD	396	▲	+44.5%	+122
	Garnishment	GA	192	▲	+18.5%	+30
	Impoundment	IM	79	▲	+61.2%	+30
	Unlawful Detainer	UD	67	▲	+9.8%	+6
	Other	OT	38	▲	+46.2%	+12
	Admin License	AL	28	▲	+75.0%	+12
	Preliminary Protective Order	PP	13	▲	+8.3%	+1
	Motion for Judgment	MJ	9	▲	+200.0%	+6
	Show Cause	SC	7	▲	+40.0%	+2
	Detinue	DT	6	▲	+20.0%	+1
	Protective Order	PO	6	▼	-14.3%	-1
	Abstract	AJ	5	▼	-37.5%	-3
	Counter Claim	CC	3	▲	-	+3
	Interrogatory	IN	3	▼	-25.0%	-1
	Tenants Assertion	TA	2	▲	+100.0%	+1
	Overweight	OC	0	▼	-100.0%	-1
Total			854	▲	34.7%	+220
Civil Commitments	Temporary Detention Order	TD	33	▲	+3.1%	+1
	Emergency Custody Order	EC	4	▼	-33.3%	-2
	Total		37	▼	-2.6%	-1
GRAND TOTAL			3,232	▲	17.4%	+478

Filings by Major Case Category**

Category	Summary	Change	% Change	Absolute Change
Felony	142	▼	-17.9%	-31
Garnishment	195	▼	+17.5%	+29
General Civil	420	▲	+44.8%	+130
Infraction/Civil Violation	1,528	▼	+15.1%	+201
Landlord /Tenant	69	▲	+11.3%	+7
Misdemeanor	613	▲	+16.5%	+87
Other	246	▲	+28.8%	+55
Protective Orders	19	▼		0
GRAND TOTAL	3,232	▲	17.4%	+478

* Compared to same time period as previous year

** Case Type Categories are defined in the 2017 Virginia Judicial Workload Assessment

Source: SCV-SQL-Information

* Compared to same time period as previous year

** Case Type Categories are defined in the 2017 Virginia Judicial Workload Assessment
Source: SCV-SQL-Information

2024 Overall GRAND TOTAL		Distribution of Caseload			Change*		Percentage (%) of Caseload			
2,139	+433	Criminal	96	4%	14.3%	▲	+12	Criminal	2023 4.9%	2024 4.5%
		Traffic	1,917	90%	30.4%	▲	+447	Traffic	86.2%	89.6%
2024		Civil	123	6%	-16.3%	▼	-24	Civil	8.6%	5.8%
2023		Civil Commitments	3	0%	-40.0%	▼	-2	Civil Commitments	0.3%	0.1%
		GRAND TOTAL	2,139	100%	25.4%	▲	+433	GRAND TOTAL	100%	100%

Filings by Division & Code

Division	Case Type Description	Code	Summary	Change	% Change	Absolute Change
Criminal	Misdemeanor	M	50	▲	+2.0%	+1
	Felony	F	31	▲	+138.5%	+18
	Civil Violation	CV	10	▲	+150.0%	+6
	Show Cause	SC	3	▼	-66.7%	-6
	Capias	CA	2	▼	-77.8%	-7
	Total			96	▲	14.3%
Traffic	Infraction	I	1,612	▲	+24.2%	+314
	Misdemeanor	M	281	▲	+76.7%	+122
	Capias	CA	10	▲	+100.0%	+5
	Show Cause	SC	8	▲	+14.3%	+1
	Restricted Operators License	RL	3	▲	-	+3
	Felony	F	2	▲	+100.0%	+1
	Civil Violation	CV	1	▲	-	+1
	Total			1,917	▲	30.4%
Civil	Warrant in Debt	WD	60	▼	-23.1%	-18
	Garnishment	GA	30	↔	-	-
	Preliminary Protective Order	PP	8	▲	+166.7%	+5
	Protective Order	PO	7	▲	-	+7
	Other	OT	4	▼	-42.9%	-3
	Unlawful Detainer	UD	4	↔	-	-
	Admin License	AL	3	▼	-66.7%	-6
	Counter Claim	CC	3	▲	-	+3
	Impoundment	IM	2	▼	-50.0%	-2
	Detinue	DT	1	↔	-	-
	Overweight	OC	1	▲	-	+1
	Abstract	AJ	0	▼	-100.0%	-1
	Capias	CA	0	▼	-100.0%	-3
	Interrogatory	IN	0	▼	-100.0%	-5
	Show Cause	SC	0	▼	-100.0%	-1
Tenants Assertion	TA	0	▼	-100.0%	-1	
Total			123	▼	-16.3%	-24
Civil Commitments	Temporary Detention Order	TD	2	▼	-50.0%	-2
	Emergency Custody Order	EC	1	↔	-	-
	Total		3	▼	-40.0%	-2
GRAND TOTAL			2,139	▲	25.4%	+433

Filings by Major Case Category**

Category	Summary	Change	% Change	Absolute Change
Felony	33	▲	+135.7%	+19
Garnishment	30	▼	-14.3%	-5
General Civil	62	▼	-23.5%	-19
Infraction/Civil Violation	1,624	▲	+24.7%	+322
Landlord /Tenant	4	▼	-20.0%	-1
Misdemeanor	334	▲	+60.6%	+126
Other	37	▲	-36.2%	-21
Protective Orders	15	▲	+400.0%	+12
GRAND TOTAL	2,139	▲	25.4%	+433

* Compared to same time period as previous year

** Case Type Categories are defined in the 2017 Virginia Judicial Workload Assessment

* Compared to same time period as previous year


** Case Type Categories are defined in the 2017 Virginia Judicial Workload Assessment
Source: SCV-SQL-Information

CPSS - GCMS CASELOAD STATISTICS OF THE GENERAL DISTRICT COURTS

January 2024 thru May 2024 Filings (Compared to January 2023 thru May 2023)

Orange

District: 16 FIPS: 137

2024 Overall GRAND TOTAL		Distribution of Caseload			Change*		Percentage (%) of Caseload		
4,203 +616 		Criminal	385	9%	-3.0% ▼	-12	Criminal	2023: 11.1%	2024: 9.2%
		Traffic	2,727	65%	12.7% ▲	+308	Traffic	67.4%	64.9%
		Civil	1,053	25%	41.3% ▲	+308	Civil	20.8%	25.1%
		Civil Commitments	38	1%	46.2% ▲	+12	Civil Commitments	0.7%	0.9%
		GRAND TOTAL	4,203	100%	17.2% ▲	+616	GRAND TOTAL	100%	100%

Filings by Division & Code

Division	Case Type Description	Code	Summary	Change	% Change	Absolute Change
Criminal	Misdemeanor	M	200	▼	-12.7%	-29
	Felony	F	119	▲	+70.0%	+49
	Show Cause	SC	32	▼	-8.6%	-3
	Capias	CA	21	▼	-43.2%	-16
	Civil Violation	CV	13	▼	-50.0%	-13
	Total			385	▼	-3.0%
Traffic	Infraction	I	2,088	▲	+10.2%	+193
	Misdemeanor	M	502	▲	+18.1%	+77
	Other	O	129	▲	+69.7%	+53
	Felony	F	4	▼	-60.0%	-6
	Show Cause	SC	3	▼	-50.0%	-3
	Civil Violation	CV	1	▲	-	+1
	Capias	CA	0	▼	-100.0%	-7
	Total			2,727	▲	12.7%
Civil	Warrant in Debt	WD	557	▲	+67.8%	+225
	Garnishment	GA	223	▲	+12.6%	+25
	Unlawful Detainer	UD	84	▲	+12.0%	+9
	Detinue	DT	36	▲	+71.4%	+15
	Other	OT	33	▼	+26.9%	+7
	Preliminary Protective Order	PP	28	▲	+250.0%	+20
	Admin License	AL	24	▼	-25.0%	-8
	Impoundment	IM	23	▼	-8.0%	-2
	Protective Order	PO	21	▲	+133.3%	+12
	Show Cause	SC	9	▲	+125.0%	+5
	Interrogatory	IN	5	▼	-28.6%	-2
	Motion for Judgment	MJ	5	▲	+400.0%	+4
	Abstract	AJ	4	▼	-33.3%	-2
	Capias	CA	1	▲	-	+1
	Tenants Assertion	TA	0	▼	-100.0%	-1
	Total			1,053	▲	41.3%
Civil Commitments	Temporary Detention Order	TD	36	▲	+71.4%	+15
	Emergency Custody Order	EC	2	▼	-60.0%	-3
	Total			38	▲	46.2%
GRAND TOTAL			4,203	▲	17.2%	+616

Filings by Major Case Category**

Category	Summary	Change	% Change	Absolute Change
Felony	123	▲	+53.8%	+43
Garnishment	228	▼	+11.2%	+23
General Civil	599	▲	+67.8%	+242
Infraction/Civil Violation	2,231	▲	+11.7%	+234
Landlord /Tenant	84	▼	+10.5%	+8
Misdemeanor	702	▲	+7.3%	+48
Other	187	▲	-7.0%	-14
Protective Orders	49	▲	+188.2%	+32
GRAND TOTAL	4,203	▲	17.2%	+616

* Compared to same time period as previous year

** Case Type Categories are defined in the 2017 Virginia Judicial Workload Assessment

* Compared to same time period as previous year



** Case Type Categories are defined in the 2017 Virginia Judicial Workload Assessment
Source: SCV-SQL-Information

CPSS - GCMS CASELOAD STATISTICS OF THE GENERAL DISTRICT COURTS

January 2024 thru May 2024 Filings (Compared to January 2023 thru May 2023)

Arlington

District: 17 FIPS: 013

2024 Overall GRAND TOTAL		Distribution of Caseload			Change*		Percentage (%) of Caseload		
16,608	-2,042	Criminal	3,442	21%	24.8% ▲	+685	Criminal	2023	2024
		Traffic	9,244	56%	-22.5% ▼	-2,684	Traffic	14.8%	20.7%
		Civil	3,632	22%	-1.3% ▼	-47	Civil	64.0%	55.7%
		Civil Commitments	290	2%	1.4% ▲	+4	Civil Commitments	19.7%	21.9%
		GRAND TOTAL	16,608	100%	-10.9% ▼	-2,042	GRAND TOTAL	100%	100%

Filings by Division & Code

Division	Case Type Description	Code	Summary	Change	% Change	Absolute Change
Criminal	Misdemeanor	M	1,703	▲	+22.7%	+315
	Felony	F	952	▲	+3.5%	+32
	Civil Violation	CV	374	▲	+249.5%	+267
	Capias	CA	329	▲	+16.3%	+46
	Show Cause	SC	84	▲	+42.4%	+25
	Total			3,442	▲	24.8%
Traffic	Infraction	I	7,327	▼	-25.3%	-2,483
	Misdemeanor	M	1,450	▼	-13.8%	-232
	Other	O	260	▲	+21.5%	+46
	Felony	F	66	▲	+73.7%	+28
	Capias	CA	58	▼	-30.1%	-25
	Show Cause	SC	47	▼	-4.1%	-2
	Civil Violation	CV	36	▼	-30.8%	-16
	Total			9,244	▼	-22.5%
Civil	Unlawful Detainer	UD	1,262	▲	+22.4%	+231
	Warrant in Debt	WD	966	▲	+15.7%	+131
	Motion for Judgment	MJ	520	▼	-46.3%	-448
	Garnishment	GA	495	▲	+20.7%	+85
	Admin License	AL	141	▼	-10.2%	-16
	Preliminary Protective Order	PP	63	▼	-16.0%	-12
	Protective Order	PO	59	▲	+3.5%	+2
	Other	OT	46	▲	+2.2%	+1
	Show Cause	SC	24	▼	-38.5%	-15
	Impoundment	IM	17	▼	-19.0%	-4
	Interrogatory	IN	13	▼	-7.1%	-1
	Counter Claim	CC	10	▲	+42.9%	+3
	Tenants Assertion	TA	5	▼	-50.0%	-5
	Bond Forfeiture	BF	4	▲	+33.3%	+1
	Petition-Restore Arms	PR	4	▲	-	+4
	Detinue	DT	1	▼	-75.0%	-3
	Petition to Require Blood Test	BT	1	▲	-	+1
	Restricted Operators License	RL	1	▲	-	+1
	Capias	CA	0	▼	-100.0%	-3
	Total			3,632	▼	-1.3%
Civil Commitments	Mental Commitment	MC	162	▲	+10.2%	+15
	Temporary Detention Order	TD	46	▼	-30.3%	-20
	Emergency Custody Order	EC	34	▼	-12.8%	-5
	Other	OT	34	▲	+47.8%	+11
	Petition	PT	13	▲	+85.7%	+6
	Medical Emergency Custody Order	ME	1	▲	-	+1
	Medical Emergency Temporary Detention Order	MT	0	▼	-100.0%	-4
	Total			290	▲	1.4%
GRAND TOTAL			16,608	▼	-10.9%	-2,042

Filings by Major Case Category**

Category	Summary	Change	% Change	Absolute Change
Felony	1,018	▲	+6.3%	+60
Garnishment	508	▲	+19.8%	+84

* Compared to same time period as previous year

** Case Type Categories are defined in the 2017 Virginia Judicial Workload Assessment

Source: SCV-SQL-Information

CPSS - GCMS CASELOAD STATISTICS OF THE GENERAL DISTRICT COURTS

January 2024 thru May 2024 Filings (Compared to January 2023 thru May 2023)



Arlington

District: 17 FIPS: 013

General Civil	1,504	▲	-17.2%	-312
Infraction/Civil Violation	7,997	▲	-21.5%	-2,186
Involuntary Civil Commitments	47	▲	+56.7%	+17
Landlord /Tenant	1,267	▼	+21.7%	+226
Misdemeanor	3,154	▲	+2.7%	+84
Other	991	▲	-0.5%	-5
Protective Orders	122	▼	-7.6%	-10
GRAND TOTAL	16,608	▼	-10.9%	-2,042

* Compared to same time period as previous year

** Case Type Categories are defined in the 2017 Virginia Judicial Workload Assessment
Source: SCV-SQL-Information

2024 Overall GRAND TOTAL		Distribution of Caseload			Change*		Percentage (%) of Caseload		
1,072	+65	Criminal	135	13%	11.6% ▲	+14	Criminal	2023	2024
		Traffic	810	76%	5.3% ▲	+41	Traffic	76.4%	75.6%
		Civil	127	12%	8.5% ▲	+10	Civil	11.6%	11.8%
		GRAND TOTAL	1,072	100%	6.5% ▲	+65	GRAND TOTAL	100%	100%

Filings by Division & Code

Division	Case Type Description	Code	Summary	Change	% Change	Absolute Change
Criminal	Misdemeanor	M	88	▲	+27.5%	+19
	Capias	CA	24	▲	+14.3%	+3
	Felony	F	20	▼	-25.9%	-7
	Show Cause	SC	3	▼	-25.0%	-1
	Total		135	▲	11.6%	+14
Traffic	Infraction	I	684	▲	+3.5%	+23
	Misdemeanor	M	86	▲	+21.1%	+15
	Other	O	29	▼	-9.4%	-3
	Show Cause	SC	5	▲	+150.0%	+3
	Civil Violation	CV	3	▲	-	+3
	Capias	CA	2	↔	-	-
	Felony	F	1	↔	-	-
Total		810	▲	5.3%	+41	
Civil	Unlawful Detainer	UD	61	▲	+32.6%	+15
	Warrant in Debt	WD	34	▲	+30.8%	+8
	Garnishment	GA	19	▼	-29.6%	-8
	Admin License	AL	7	▼	-36.4%	-4
	Tenants Assertion	TA	2	▲	-	+2
	Counter Claim	CC	1	▲	-	+1
	Other	OT	1	↔	-	-
	Preliminary Protective Order	PP	1	▲	-	+1
	Protective Order	PO	1	↔	-	-
	Bond Forfeiture	BF	0	▼	-100.0%	-1
	Impoundment	IM	0	▼	-100.0%	-1
	Interrogatory	IN	0	▼	-100.0%	-2
	Petition-Restore Arms	PR	0	▼	-100.0%	-1
Total		127	▲	8.5%	+10	
GRAND TOTAL			1,072	▲	6.5%	+65

Filings by Major Case Category**

Category	Summary	Change	% Change	Absolute Change
Felony	21	▼	-25.0%	-7
Garnishment	19	▼	-34.5%	-10
General Civil	34	▼	+25.9%	+7
Infraction/Civil Violation	716	▲	+3.3%	+23
Landlord /Tenant	63	▲	+37.0%	+17
Misdemeanor	174	▲	+24.3%	+34
Other	43	▲	-	0
Protective Orders	2	▲	+100.0%	+1
GRAND TOTAL	1,072	▲	6.5%	+65

* Compared to same time period as previous year



** Case Type Categories are defined in the 2017 Virginia Judicial Workload Assessment

CPSS - GCMS CASELOAD STATISTICS OF THE GENERAL DISTRICT COURTS

January 2024 thru May 2024 Filings (Compared to January 2023 thru May 2023)

Alexandria

District: 18 FIPS: 510

2024 Overall GRAND TOTAL		Distribution of Caseload			Change*		Percentage (%) of Caseload		
9,945	+391	Criminal	1,768	18%	18.1% ▲	+271	Criminal	2023	2024
		Traffic	3,966	40%	-5.5% ▼	-233	Traffic	15.7%	17.8%
		Civil	3,860	39%	9.5% ▲	+335	Civil	44.0%	39.9%
		Civil Commitments	351	4%	5.4% ▲	+18	Civil Commitments	36.9%	38.8%
		GRAND TOTAL	9,945	100%	4.1% ▲	+391	GRAND TOTAL	100%	100%

Filings by Division & Code

Division	Case Type Description	Code	Summary	Change	% Change	Absolute Change
Criminal	Misdemeanor	M	1,085	▲	+21.5%	+192
	Felony	F	439	▲	+10.3%	+41
	Capias	CA	140	▲	+94.4%	+68
	Show Cause	SC	58	▼	-27.5%	-22
	Civil Violation	CV	46	▼	-14.8%	-8
	Total			1,768	▲	18.1%
Traffic	Infraction	I	2,865	▲	+1.5%	+43
	Misdemeanor	M	648	▼	-3.6%	-24
	Other	O	371	▼	-40.1%	-248
	Felony	F	31	▼	-3.1%	-1
	Show Cause	SC	24	▼	-42.9%	-18
	Civil Violation	CV	16	▲	+166.7%	+10
	Capias	CA	11	▲	+83.3%	+5
Total			3,966	▼	-5.5%	-233
Civil	Unlawful Detainer	UD	2,038	▲	+11.7%	+214
	Warrant in Debt	WD	982	▲	+6.7%	+62
	Garnishment	GA	426	▼	-3.6%	-16
	Other	OT	125	▲	+50.6%	+42
	Protective Order	PO	101	▲	+36.5%	+27
	Preliminary Protective Order	PP	81	▲	+15.7%	+11
	Bond Forfeiture	BF	35	▼	-16.7%	-7
	Interrogatory	IN	27	▲	+80.0%	+12
	Admin License	AL	13	▲	+8.3%	+1
	Motion for Judgment	MJ	11	▲	+37.5%	+3
	Tenants Assertion	TA	8	▼	-27.3%	-3
	Counter Claim	CC	6	▼	-25.0%	-2
	Abstract	AJ	5	▼	-64.3%	-9
	Detinue	DT	1	↔	-	-
	Petition-Restore Arms	PR	1	▲	-	+1
	Restricted Operators License	RL	0	▼	-100.0%	-1
Total			3,860	▲	9.5%	+335
Civil Commitments	Temporary Detention Order	TD	156	▼	-2.5%	-4
	Mental Commitment	MC	126	▲	+6.8%	+8
	Emergency Custody Order	EC	40	▼	-20.0%	-10
	Petition	PT	18	▲	+350.0%	+14
	Other	OT	11	▲	+1,000.0%	+10
Total			351	▲	5.4%	+18
GRAND TOTAL			9,945	▲	4.1%	+391

Filings by Major Case Category**

Category	Summary	Change	% Change	Absolute Change
Felony	470	▲	+9.3%	+40
Garnishment	453	▲	-0.9%	-4
General Civil	999	▲	+6.5%	+61
Infraction/Civil Violation	3,298	▲	-5.8%	-203
Involuntary Civil Commitments	29	▲	+480.0%	+24
Landlord /Tenant	2,046	▼	+11.5%	+211
Misdemeanor	1,733	▼	+10.7%	+167

* Compared to same time period as previous year

** Case Type Categories are defined in the 2017 Virginia Judicial Workload Assessment

CPSS - GCMS CASELOAD STATISTICS OF THE GENERAL DISTRICT COURTS

January 2024 thru May 2024 Filings (Compared to January 2023 thru May 2023)

Alexandria

District: 18 FIPS: 510



Other	735	▲	+8.4%	+57
Protective Orders	182	▲	+26.4%	+38
<i>GRAND TOTAL</i>	<u>9,945</u>	▲	4.1%	+391

* Compared to same time period as previous year

** Case Type Categories are defined in the 2017 Virginia Judicial Workload Assessment
Source: SCV-SQL-Information

CPSS - GCMS CASELOAD STATISTICS OF THE GENERAL DISTRICT COURTS

January 2024 thru May 2024 Filings (Compared to January 2023 thru May 2023)

2024 Overall GRAND TOTAL		Distribution of Caseload			Change*		Percentage (%) of Caseload		
96,227	+9,197	Criminal	13,241	14%	29.4% ▲	+3,006	Criminal	2023	2024
		Traffic	66,907	70%	6.2% ▲	+3,887	Traffic	11.8%	13.8%
		Civil	14,317	15%	16.3% ▲	+2,011	Civil	72.4%	69.5%
		Civil Commitments	1,762	2%	19.9% ▲	+293	Civil Commitments	14.1%	14.9%
		GRAND TOTAL	96,227	100%	10.6% ▲	+9,197	GRAND TOTAL	1.7%	1.8%
							GRAND TOTAL	100%	100%

Filings by Division & Code

Division	Case Type Description	Code	Summary	Change	% Change	Absolute Change
Criminal	Misdemeanor	M	6,926	▲	+31.2%	+1,649
	Felony	F	4,804	▲	+26.9%	+1,019
	Capias	CA	1,098	▲	+43.3%	+332
	Show Cause	SC	294	▲	+0.3%	+1
	Civil Violation	CV	111	▲	+3.7%	+4
	Motion	MO	8	▲	+14.3%	+1
	Total			13,241	▲	29.4%
Traffic	Infraction	I	58,510	▲	+8.4%	+4,517
	Misdemeanor	M	7,327	▼	-8.0%	-640
	Capias	CA	324	▼	-13.1%	-49
	Show Cause	SC	260	▲	+17.1%	+38
	Felony	F	229	▲	+44.0%	+70
	Civil Violation	CV	142	▼	-16.0%	-27
	Motion	MO	100	▼	-23.1%	-30
	Restricted Operators License	RL	15	▲	+114.3%	+8
Total			66,907	▲	6.2%	+3,887
Civil	Warrant in Debt	WD	5,673	▲	+18.4%	+883
	Unlawful Detainer	UD	4,175	▲	+38.1%	+1,151
	Garnishment	GA	2,483	▲	+1.5%	+36
	Admin License	AL	598	▼	-1.3%	-8
	Preliminary Protective Order	PP	227	▼	-2.2%	-5
	Other	OT	223	▲	+17.4%	+33
	Protective Order	PO	179	▲	+9.1%	+15
	Show Cause	SC	161	▲	+14.2%	+20
	Interrogatory	IN	119	▼	-5.6%	-7
	Bond Forfeiture	BF	101	▼	-13.7%	-16
	Zoning Violation	ZO	77	▼	-28.7%	-31
	Motion for Judgment	MJ	64	↔		-
	Impoundment	IM	54	▲	+3.8%	+2
	Counter Claim	CC	47	▼	-19.0%	-11
	Abstract	AJ	41	▼	-58.6%	-58
	Detinue	DT	33	▲	+94.1%	+16
	Overweight	OC	28	▲	+27.3%	+6
	Tenants Assertion	TA	20	▼	-42.9%	-15
	Capias	CA	9	▲	+50.0%	+3
	Petition-Restore Arms	PR	4	↔		-
Third Party Claim	TH	1	↔		-	
Cross Claim	CR	0	▼	-100.0%	-3	
Total			14,317	▲	16.3%	+2,011
Civil Commitments	Mental Commitment	MC	785	▲	+30.6%	+184
	Temporary Detention Order	TD	775	▲	+13.1%	+90
	Emergency Custody Order	EC	124	▼	-15.6%	-23
	Other	OT	56	▲	+194.7%	+37
	Medical Emergency Temporary Detention Order	MT	17	↔		-
	Petition	PT	5	▲	-	+5
Total			1,762	▲	19.9%	+293
GRAND TOTAL			96,227	▲	10.6%	+9,197

* Compared to same time period as previous year

** Case Type Categories are defined in the 2017 Virginia Judicial Workload Assessment

Filings by Major Case Category**

Category	Summary	Change	% Change	Absolute Change
Felony	5,033	▲	+27.6%	+1,089
Garnishment	2,602	▼	+1.1%	+29
General Civil	5,790	▲	+18.4%	+901
Infraction/Civil Violation	58,791	▲	+8.3%	+4,500
Involuntary Civil Commitments	61	▲	+221.1%	+42
Landlord /Tenant	4,195	▼	+37.1%	+1,136
Misdemeanor	14,345	▲	+7.4%	+986
Other	5,004	▼	+11.2%	+504
Protective Orders	406	▲	+2.5%	+10
GRAND TOTAL	96,227	▲	10.6%	+9,197

* Compared to same time period as previous year

** Case Type Categories are defined in the 2017 Virginia Judicial Workload Assessment
 Source: SCV-SQL-Information

2024 Overall GRAND TOTAL		Distribution of Caseload			Change*		Percentage (%) of Caseload		
1,999	+88	Criminal	293	15%	40.2% ▲	+84	Criminal	2023 10.9%	2024 14.7%
2024		Traffic	1,687	84%	0.4% ▲	+6	Traffic	88.0%	84.4%
2023		Civil	19	1%	-9.5% ▼	-2	Civil	1.1%	1.0%
		GRAND TOTAL	1,999	100%	4.6% ▲	+88	GRAND TOTAL	100%	100%

Filings by Division & Code

Division	Case Type Description	Code	Summary	Change	% Change	Absolute Change
Criminal	Misdemeanor	M	253	▲	+44.6%	+78
	Capias	CA	34	▲	+30.8%	+8
	Show Cause	SC	6	▲	+100.0%	+3
	Civil Violation	CV	0	▼	-100.0%	-4
	Felony	F	0	▼	-100.0%	-1
	Total			293	▲	40.2%
Traffic	Infraction	I	1,432	▲	+2.1%	+29
	Misdemeanor	M	205	▲	+12.0%	+22
	Civil Violation	CV	29	▼	-61.3%	-46
	Capias	CA	14	▲	+27.3%	+3
	Show Cause	SC	7	▼	-22.2%	-2
	Total			1,687	▲	0.4%
Civil	Admin License	AL	10	▼	-37.5%	-6
	Zoning Violation	ZO	6	▲	+20.0%	+1
	Impoundment	IM	2	▲	-	+2
	Protective Order	PO	1	▲	-	+1
	Total			19	▼	-9.5%
GRAND TOTAL			1,999	▲	4.6%	+88

Filings by Major Case Category**

Category	Summary	Change	% Change	Absolute Change
Felony	0	▼	-100.0%	-1
Infraction/Civil Violation	1,461	▼	-1.4%	-21
Misdemeanor	464	▲	+27.8%	+101
Other	73	▲	+12.3%	+8
Protective Orders	1	▲	-	+1
GRAND TOTAL	1,999	▲	4.6%	+88

* Compared to same time period as previous year

** Case Type Categories are defined in the 2017 Virginia Judicial Workload Assessment
 Source: SCV-SQL-Information

CPSS - GCMS CASELOAD STATISTICS OF THE GENERAL DISTRICT COURTS

January 2024 thru May 2024 Filings (Compared to January 2023 thru May 2023)

2024 Overall GRAND TOTAL		Distribution of Caseload			Change*		Percentage (%) of Caseload		
9,978 +433 	Criminal	883	9%	7.7% ▲	+63	Criminal	2023: 8.6%	2024: 8.8%	
	Traffic	7,961	80%	2.9% ▲	+223	Traffic	81.1%	79.8%	
	Civil	1,088	11%	14.5% ▲	+138	Civil	10.0%	10.9%	
	Civil Commitments	46	0%	24.3% ▲	+9	Civil Commitments	0.4%	0.5%	
	GRAND TOTAL	9,978	100%	4.5% ▲	+433	GRAND TOTAL	100%	100%	

Filings by Division & Code

Division	Case Type Description	Code	Summary	Change	% Change	Absolute Change
Criminal	Misdemeanor	M	524	▲	+18.8%	+83
	Felony	F	179	▼	-13.1%	-27
	Civil Violation	CV	66	▼	-1.5%	-1
	Show Cause	SC	64	▲	+39.1%	+18
	Capias	CA	48	▼	-20.0%	-12
	Restricted Operators License	RL	2	▲	-	+2
	Total			883	▲	7.7%
Traffic	Infraction	I	6,862	▲	+2.8%	+189
	Misdemeanor	M	1,067	▲	+4.2%	+43
	Felony	F	14	▼	-26.3%	-5
	Capias	CA	12	▼	-7.7%	-1
	Show Cause	SC	5	▲	+66.7%	+2
	Other	O	1	↔	-	-
	Civil Violation	CV	0	▼	-100.0%	-5
Total			7,961	▲	2.9%	+223
Civil	Warrant in Debt	WD	462	▲	+20.6%	+79
	Garnishment	GA	260	▲	+14.0%	+32
	Unlawful Detainer	UD	125	▲	+66.7%	+50
	Admin License	AL	75	▲	+8.7%	+6
	Protective Order	PO	25	▼	-16.7%	-5
	Other	OT	24	▼	-36.8%	-14
	Preliminary Protective Order	PP	24	▼	-35.1%	-13
	Interrogatory	IN	23	▲	+76.9%	+10
	Abstract	AJ	16	▼	-11.1%	-2
	Show Cause	SC	14	▲	+55.6%	+5
	Impoundment	IM	10	▼	-50.0%	-10
	Zoning Violation	ZO	10	▲	+150.0%	+6
	Detinue	DT	7	▼	-22.2%	-2
	Counter Claim	CC	4	▲	+100.0%	+2
	Motion for Judgment	MJ	4	▲	+300.0%	+3
	Tenants Assertion	TA	2	▼	-33.3%	-1
	Bond Forfeiture	BF	1	▲	-	+1
	Capias	CA	1	↔	-	-
	Overweight	OC	1	▼	-83.3%	-5
	Petition-Restore Arms	PR	0	▼	-100.0%	-2
Restricted Operators License	RL	0	▼	-100.0%	-2	
Total			1,088	▲	14.5%	+138
Civil Commitments	Temporary Detention Order	TD	32	▲	+28.0%	+7
	Emergency Custody Order	EC	14	▲	+16.7%	+2
	Total		46	▲	24.3%	+9
GRAND TOTAL			9,978	▲	4.5%	+433

Filings by Major Case Category**

Category	Summary	Change	% Change	Absolute Change
Felony	193	▼	-14.2%	-32
Garnishment	283	▲	+17.4%	+42
General Civil	478	▲	+19.2%	+77
Infraction/Civil Violation	6,930	▼	+2.6%	+178

* Compared to same time period as previous year

** Case Type Categories are defined in the 2017 Virginia Judicial Workload Assessment

CPSS - GCMS CASELOAD STATISTICS OF THE GENERAL DISTRICT COURTS

January 2024 thru May 2024 Filings (Compared to January 2023 thru May 2023)



Landlord /Tenant	127	▲	+62.8%	+49
Misdemeanor	1,603	▲	+9.0%	+132
Other	315	▲	+1.6%	+5
Protective Orders	49	▼	-26.9%	-18
GRAND TOTAL	9,978	▲	4.5%	+433

* Compared to same time period as previous year

** Case Type Categories are defined in the 2017 Virginia Judicial Workload Assessment
Source: SCV-SQL-Information

CPSS - GCMS CASELOAD STATISTICS OF THE GENERAL DISTRICT COURTS

January 2024 thru May 2024 Filings (Compared to January 2023 thru May 2023)

2024 Overall GRAND TOTAL		Distribution of Caseload			Change*		Percentage (%) of Caseload		
22,044	-103	Criminal	2,743	12%	7.8% ▲	+199	Criminal	2023	2024
		Traffic	14,094	64%	1.1% ▲	+148	Traffic	11.5%	12.4%
2024 		Civil	4,825	22%	-8.6% ▼	-452	Civil	63.0%	63.9%
2023 		Civil Commitments	382	2%	0.5% ▲	+2	Civil Commitments	23.8%	21.9%
		GRAND TOTAL	22,044	100%	-0.5% ▼	-103	GRAND TOTAL	100%	100%

Filings by Division & Code

Division	Case Type Description	Code	Summary	Change	% Change	Absolute Change
Criminal	Misdemeanor	M	1,469	▲	+9.7%	+130
	Felony	F	741	▼	-2.2%	-17
	Capias	CA	237	▲	+14.5%	+30
	Show Cause	SC	174	▲	+31.8%	+42
	Civil Violation	CV	122	▲	+13.0%	+14
	Total			2,743	▲	7.8%
Traffic	Infraction	I	12,233	▲	+0.2%	+21
	Misdemeanor	M	1,759	▲	+6.5%	+108
	Capias	CA	40	▲	+17.6%	+6
	Felony	F	35	▲	+9.4%	+3
	Show Cause	SC	24	▲	+50.0%	+8
	Civil Violation	CV	2	▲	-	+2
	Restricted Operators License	RL	1	↔	-	-
	Total			14,094	▲	1.1%
Civil	Warrant in Debt	WD	2,268	▲	+27.0%	+482
	Garnishment	GA	1,125	▼	-49.6%	-1,106
	Unlawful Detainer	UD	709	▲	+16.8%	+102
	Admin License	AL	180	▲	+29.5%	+41
	Show Cause	SC	131	▲	+44.0%	+40
	Interrogatory	IN	114	▲	+3.6%	+4
	Preliminary Protective Order	PP	87	▲	+11.5%	+9
	Protective Order	PO	67	▼	-21.2%	-18
	Other	OT	37	▼	-36.2%	-21
	Impoundment	IM	28	▲	+250.0%	+20
	Bond Forfeiture	BF	21	▲	+250.0%	+15
	Abstract	AJ	15	▼	-55.9%	-19
	Capias	CA	11	▲	+10.0%	+1
	Counter Claim	CC	11	▼	-15.4%	-2
	Tenants Assertion	TA	8	▲	+33.3%	+2
	Detinue	DT	5	▼	-37.5%	-3
	Mechanic's Lien	ML	2	▲	+100.0%	+1
	Motion for Judgment	MJ	2	▲	-	+2
	Overweight	OC	2	↔	-	-
	Cross Claim	CR	1	▲	-	+1
	Petition-Restore Arms	PR	1	↔	-	-
	Interrogatory-Not	IC	0	▼	-100.0%	-1
	Third Party Claim	TH	0	▼	-100.0%	-2
Total			4,825	▼	-8.6%	-452
Civil Commitments	Temporary Detention Order	TD	168	▼	-3.4%	-6
	Mental Commitment	MC	160	▲	+18.5%	+25
	Emergency Custody Order	EC	41	▼	-21.2%	-11
	Other	OT	7	▼	-56.3%	-9
	Medical Emergency Temporary Detention Order	MT	4	▲	+100.0%	+2
	Petition	PT	2	▲	+100.0%	+1
Total			382	▲	0.5%	+2
GRAND TOTAL			22,044	▼	-0.5%	-103

* Compared to same time period as previous year



** Case Type Categories are defined in the 2017 Virginia Judicial Workload Assessment

Filings by Major Case Category**

Category	Summary	Change	% Change	Absolute Change
Felony	776	▲	-1.8%	-14
Garnishment	1,239	▼	-47.1%	-1,102
General Civil	2,292	▲	+26.8%	+485
Infraction/Civil Violation	12,359	▲	+0.3%	+37
Involuntary Civil Commitments	9	▲	-47.1%	-8
Landlord /Tenant	717	▲	+17.0%	+104
Misdemeanor	3,229	▲	+8.0%	+238
Other	1,269	▲	+15.0%	+166
Protective Orders	154	▼	-5.5%	-9
GRAND TOTAL	22,044	▼	-0.5%	-103

* Compared to same time period as previous year

** Case Type Categories are defined in the 2017 Virginia Judicial Workload Assessment
 Source: SCV-SQL-Information

2024 Overall GRAND TOTAL		Distribution of Caseload			Change*		Percentage (%) of Caseload		
1,890	+474	Criminal	201	11%	64.8% ▲	+79	Criminal	2023	2024
		Traffic	1,607	85%	31.8% ▲	+388	Traffic	86.1%	85.0%
		Civil	79	4%	11.3% ▲	+8	Civil	5.0%	4.2%
		Civil Commitments	3	0%	-25.0% ▼	-1	Civil Commitments	0.3%	0.2%
		GRAND TOTAL	1,890	100%	33.5% ▲	+474	GRAND TOTAL	100%	100%

Filings by Division & Code

Division	Case Type Description	Code	Summary	Change	% Change	Absolute Change
Criminal	Misdemeanor	M	113	▲	+82.3%	+51
	Felony	F	58	▲	+100.0%	+29
	Capias	CA	14	▲	+55.6%	+5
	Show Cause	SC	10	▼	-23.1%	-3
	Civil Violation	CV	6	▼	-33.3%	-3
	Total			201	▲	64.8%
Traffic	Infraction	I	1,355	▲	+26.8%	+286
	Misdemeanor	M	244	▲	+75.5%	+105
	Felony	F	3	▲	+200.0%	+2
	Capias	CA	2	▼	-66.7%	-4
	Show Cause	SC	2	↔	-	-
	Restricted Operators License	RL	1	▼	-50.0%	-1
	Total			1,607	▲	31.8%
Civil	Warrant in Debt	WD	32	▲	+113.3%	+17
	Admin License	AL	14	▼	-6.7%	-1
	Garnishment	GA	14	▲	+75.0%	+6
	Impoundment	IM	8	▼	-52.9%	-9
	Unlawful Detainer	UD	5	↔	-	-
	Abstract	AJ	1	▲	-	+1
	Counter Claim	CC	1	▲	-	+1
	Detinue	DT	1	▲	-	+1
	Other	OT	1	▲	-50.0%	-1
	Preliminary Protective Order	PP	1	▼	-75.0%	-3
	Protective Order	PO	1	▼	-80.0%	-4
Total			79	▲	11.3%	+8
Civil Commitments	Temporary Detention Order	TD	3	▲	+50.0%	+1
	Emergency Custody Order	EC	0	▼	-100.0%	-1
	Mental Commitment	MC	0	▼	-100.0%	-1
Total			3	▼	-25.0%	-1
GRAND TOTAL			1,890	▲	33.5%	+474

Filings by Major Case Category**



Category	Summary	Change	% Change	Absolute Change
Felony	61	▲	+103.3%	+31
Garnishment	14	▲	+75.0%	+6
General Civil	33	▲	+94.1%	+16
Infraction/Civil Violation	1,361	▼	+26.3%	+283
Landlord /Tenant	5	↔	-	0
Misdemeanor	358	▲	+76.4%	+155
Other	56	▲	-15.2%	-10
Protective Orders	2	▼	-77.8%	-7
GRAND TOTAL	1,890	▲	33.5%	+474

* Compared to same time period as previous year

** Case Type Categories are defined in the 2017 Virginia Judicial Workload Assessment

CPSS - GCMS CASELOAD STATISTICS OF THE GENERAL DISTRICT COURTS

January 2024 thru May 2024 Filings (Compared to January 2023 thru May 2023)

2024 Overall GRAND TOTAL		Distribution of Caseload			Change*		Percentage (%) of Caseload		
5,084	+1,210	Criminal	777	15%	33.5% ▲	+195	Criminal	2023	2024
		Traffic	2,869	56%	42.2% ▲	+851	Traffic	15.0%	15.3%
		Civil	1,317	26%	11.7% ▲	+138	Civil	52.1%	56.4%
		Civil Commitments	121	2%	27.4% ▲	+26	Civil Commitments	30.4%	25.9%
		GRAND TOTAL	5,084	100%	31.2% ▲	+1,210	GRAND TOTAL	2.5%	2.4%
							GRAND TOTAL	100%	100%

Filings by Division & Code

Division	Case Type Description	Code	Summary	Change	% Change	Absolute Change
Criminal	Misdemeanor	M	433	▲	+16.1%	+60
	Felony	F	243	▲	+92.9%	+117
	Civil Violation	CV	45	▲	+95.7%	+22
	Capias	CA	39	▲	+5.4%	+2
	Show Cause	SC	17	▼	-26.1%	-6
	Total			777	▲	33.5%
Traffic	Infraction	I	2,108	▲	+46.7%	+671
	Misdemeanor	M	724	▲	+35.6%	+190
	Show Cause	SC	18	▼	-10.0%	-2
	Felony	F	12	▲	+20.0%	+2
	Capias	CA	5	▼	-61.5%	-8
	Civil Violation	CV	2	▼	-50.0%	-2
Total			2,869	▲	42.2%	+851
Civil	Warrant in Debt	WD	512	▲	+24.9%	+102
	Garnishment	GA	335	▼	-4.8%	-17
	Unlawful Detainer	UD	222	▲	+8.8%	+18
	Detinue	DT	65	▲	+44.4%	+20
	Other	OT	51	▼	-8.9%	-5
	Protective Order	PO	41	▲	+64.0%	+16
	Preliminary Protective Order	PP	35	▲	+45.8%	+11
	Bond Forfeiture	BF	22	▼	-24.1%	-7
	Admin License	AL	19	▲	+5.6%	+1
	Abstract	AJ	4	▼	-20.0%	-1
	Interrogatory	IN	4	▲	+33.3%	+1
	Overweight	OC	3	▲	-	+3
	Tenants Assertion	TA	3	▲	-	+3
	Impoundment	IM	1	▼	-75.0%	-3
	Counter Claim	CC	0	▼	-100.0%	-1
	Distress Seizure	DS	0	▼	-100.0%	-1
	Petition-Restore Arms	PR	0	▼	-100.0%	-1
	Third Party Claim	TH	0	▼	-100.0%	-1
Total			1,317	▲	11.7%	+138
Civil Commitments	Temporary Detention Order	TD	63	▲	+28.6%	+14
	Emergency Custody Order	EC	41	▲	+20.6%	+7
	Mental Commitment	MC	17	▲	+41.7%	+5
Total			121	▲	27.4%	+26
GRAND TOTAL			5,084	▲	31.2%	+1,210

Filings by Major Case Category**

Category	Summary	Change	% Change	Absolute Change
Felony	255	▲	+87.5%	+119
Garnishment	339	▲	-4.5%	-16
General Civil	579	▼	+26.1%	+120
Infraction/Civil Violation	2,158	▲	+47.4%	+694
Landlord /Tenant	225	▲	+10.3%	+21
Misdemeanor	1,157	▲	+27.6%	+250
Other	295	▼	-1.7%	-5

* Compared to same time period as previous year

** Case Type Categories are defined in the 2017 Virginia Judicial Workload Assessment

CPSS - GCMS CASELOAD STATISTICS OF THE GENERAL DISTRICT COURTS

January 2024 thru May 2024 Filings (Compared to January 2023 thru May 2023)

Henry

District: 21 FIPS: 089

Protective Orders	76	▲	+55.1%	+27
GRAND TOTAL	5,084	▲	31.2%	+1,210

* Compared to same time period as previous year



** Case Type Categories are defined in the 2017 Virginia Judicial Workload Assessment
Source: SCV-SQL-Information

CPSS - GCMS CASELOAD STATISTICS OF THE GENERAL DISTRICT COURTS

January 2024 thru May 2024 Filings (Compared to January 2023 thru May 2023)

Martinsville

District: 21 FIPS: 690

2024 Overall GRAND TOTAL		Distribution of Caseload			Change*		Percentage (%) of Caseload			
1,829	-620	Criminal	338	18%	-3.4%	▼	-12	Criminal	2023: 14.3%	2024: 18.5%
		Traffic	837	46%	-44.2%	▼	-664	Traffic	61.3%	45.8%
		Civil	542	30%	5.9%	▲	+30	Civil	20.9%	29.6%
		Civil Commitments	112	6%	30.2%	▲	+26	Civil Commitments	3.5%	6.1%
		GRAND TOTAL	1,829	100%	-25.3%	▼	-620	GRAND TOTAL	100%	100%

Filings by Division & Code

Division	Case Type Description	Code	Summary	Change	% Change	Absolute Change
Criminal	Misdemeanor	M	191	▼	-1.0%	-2
	Felony	F	93	▼	-24.4%	-30
	Show Cause	SC	26	▲	+100.0%	+13
	Capias	CA	23	▲	+27.8%	+5
	Civil Violation	CV	5	▲	+66.7%	+2
	Total			338	▼	-3.4%
Traffic	Infraction	I	594	▼	-48.5%	-560
	Misdemeanor	M	221	▼	-30.7%	-98
	Show Cause	SC	13	▼	-18.8%	-3
	Felony	F	5	↔		-
	Capias	CA	2	▼	-66.7%	-4
	Civil Violation	CV	2	▲	+100.0%	+1
	Total			837	▼	-44.2%
Civil	Unlawful Detainer	UD	171	▲	+23.0%	+32
	Warrant in Debt	WD	169	▲	+55.0%	+60
	Garnishment	GA	133	▼	-32.1%	-63
	Admin License	AL	21	▲	+61.5%	+8
	Other	OT	17	▲	+13.3%	+2
	Bond Forfeiture	BF	11	▼	-42.1%	-8
	Preliminary Protective Order	PP	6	▲	+100.0%	+3
	Protective Order	PO	6	▲	+100.0%	+3
	Impoundment	IM	3	▼	-40.0%	-2
	Interrogatory	IN	2	↔		-
	Abstract	AJ	1	▼	-66.7%	-2
	Detinue	DT	1	▼	-75.0%	-3
	Show Cause	SC	1	↔		-
	Total			542	▲	5.9%
Civil Commitments	Emergency Custody Order	EC	48	▲	+14.3%	+6
	Temporary Detention Order	TD	42	▲	+50.0%	+14
	Mental Commitment	MC	22	▲	+37.5%	+6
	Total			112	▲	30.2%
GRAND TOTAL			1,829	▼	-25.3%	-620



Filings by Major Case Category**

Category	Summary	Change	% Change	Absolute Change
Felony	98	▼	-23.4%	-30
Garnishment	135	▼	-31.8%	-63
General Civil	171	▲	+51.3%	+58
Infraction/Civil Violation	601	▲	-48.1%	-557
Landlord /Tenant	171	▲	+23.0%	+32
Misdemeanor	412	▼	-19.5%	-100
Other	229	▲	+17.4%	+34
Protective Orders	12	▲	+100.0%	+6
GRAND TOTAL	1,829	▼	-25.3%	-620

* Compared to same time period as previous year

** Case Type Categories are defined in the 2017 Virginia Judicial Workload Assessment

Source: SCV-SQL-Information

2024 Overall GRAND TOTAL		Distribution of Caseload			Change*		Percentage (%) of Caseload		
1,323	+214	Criminal	223	17%	22.5% ▲	+41	Criminal	2023	2024
		Traffic	905	68%	24.1% ▲	+176	Traffic	16.4%	16.9%
		Civil	193	15%	9.0% ▲	+16	Civil	65.7%	68.4%
		Civil Commitments	2	0%	-90.5% ▼	-19	Civil Commitments	16.0%	14.6%
		GRAND TOTAL	1,323	100%	19.3% ▲	+214	GRAND TOTAL	100%	100%

Filings by Division & Code

Division	Case Type Description	Code	Summary	Change	% Change	Absolute Change
Criminal	Misdemeanor	M	142	▲	+47.9%	+46
	Felony	F	63	▲	+34.0%	+16
	Capias	CA	12	▼	-25.0%	-4
	Civil Violation	CV	3	▼	-25.0%	-1
	Show Cause	SC	3	▼	-84.2%	-16
	Total			223	▲	22.5%
Traffic	Infraction	I	718	▲	+28.2%	+158
	Misdemeanor	M	182	▲	+13.8%	+22
	Felony	F	5	▲	+25.0%	+1
	Capias	CA	0	▼	-100.0%	-4
	Show Cause	SC	0	▼	-100.0%	-1
	Total			905	▲	24.1%
Civil	Warrant in Debt	WD	104	▲	+48.6%	+34
	Garnishment	GA	43	▲	+7.5%	+3
	Unlawful Detainer	UD	12	▼	-53.8%	-14
	Protective Order	PO	8	↔		-
	Preliminary Protective Order	PP	7	▲	+40.0%	+2
	Admin License	AL	6	▲	+20.0%	+1
	Other	OT	6	▲	+20.0%	+1
	Abstract	AJ	2	▲	-	+2
	Bond Forfeiture	BF	2	▼	-77.8%	-7
	Counter Claim	CC	2	▲	-	+2
	Detinue	DT	1	▼	-50.0%	-1
	Capias	CA	0	▼	-100.0%	-1
	Interrogatory	IN	0	▼	-100.0%	-1
	Motion for Judgment	MJ	0	▼	-100.0%	-1
	Overweight	OC	0	▼	-100.0%	-4
Total			193	▲	9.0%	+16
Civil Commitments	Temporary Detention Order	TD	2	▼	-86.7%	-13
	Emergency Custody Order	EC	0	▼	-100.0%	-6
	Total			2	▼	-90.5%
GRAND TOTAL			1,323	▲	19.3%	+214

Filings by Major Case Category**



Category	Summary	Change	% Change	Absolute Change
Felony	68	▲	+33.3%	+17
Garnishment	43	▼	+4.9%	+2
General Civil	105	▼	+43.8%	+32
Infraction/Civil Violation	721	▼	+26.9%	+153
Landlord /Tenant	12	▼	-53.8%	-14
Misdemeanor	324	▲	+26.6%	+68
Other	35	▲	-56.8%	-46
Protective Orders	15	▲	+15.4%	+2
GRAND TOTAL	1,323	▲	19.3%	+214

* Compared to same time period as previous year

** Case Type Categories are defined in the 2017 Virginia Judicial Workload Assessment

CPSS - GCMS CASELOAD STATISTICS OF THE GENERAL DISTRICT COURTS

January 2024 thru May 2024 Filings (Compared to January 2023 thru May 2023)

2024 Overall GRAND TOTAL		Distribution of Caseload			Change*		Percentage (%) of Caseload		
6,166	+19	Criminal	1,687	27%	6.8% ▲	+107	Criminal	2023	2024
		Traffic	2,032	33%	3.9% ▲	+76	Traffic	25.7%	27.4%
		Civil	1,956	32%	-8.5% ▼	-181	Civil	31.8%	33.0%
		Civil Commitments	491	8%	3.6% ▲	+17	Civil Commitments	34.8%	31.7%
		GRAND TOTAL	6,166	100%	0.3% ▲	+19	GRAND TOTAL	7.7%	8.0%
								100%	100%

Filings by Division & Code

Division	Case Type Description	Code	Summary	Change	% Change	Absolute Change
Criminal	Misdemeanor	M	1,034	▲	+3.6%	+36
	Felony	F	466	▲	+31.6%	+112
	Capias	CA	146	▼	-3.3%	-5
	Show Cause	SC	24	▼	-42.9%	-18
	Civil Violation	CV	14	▼	-46.2%	-12
	Motion	MO	2	▲	+100.0%	+1
	Restricted Operators License	RL	1	▼	-87.5%	-7
	Total			1,687	▲	6.8%
Traffic	Infraction	I	1,446	▲	+5.6%	+77
	Misdemeanor	M	545	▲	+1.3%	+7
	Capias	CA	27	▼	-10.0%	-3
	Felony	F	11	▼	-8.3%	-1
	Other	O	1	▲	-	+1
	Restricted Operators License	RL	1	▼	-80.0%	-4
	Show Cause	SC	1	▼	-50.0%	-1
Total			2,032	▲	3.9%	+76
Civil	Warrant in Debt	WD	578	▲	+2.3%	+13
	Unlawful Detainer	UD	512	▼	-8.2%	-46
	Garnishment	GA	421	▼	-1.6%	-7
	Detinue	DT	175	▼	-43.2%	-133
	Other	OT	134	▼	+0.8%	+1
	Preliminary Protective Order	PP	47	▲	+38.2%	+13
	Protective Order	PO	46	▲	+15.0%	+6
	Admin License	AL	22	▼	-18.5%	-5
	Bond Forfeiture	BF	10	▼	-44.4%	-8
	Impoundment	IM	4	▲	+33.3%	+1
	Tenants Assertion	TA	3	▲	+50.0%	+1
	Interrogatory	IN	2	▼	-33.3%	-1
	Abstract	AJ	1	▼	-87.5%	-7
	Motion for Judgment	MJ	1	▼	-50.0%	-1
	Counter Claim	CC	0	▼	-100.0%	-2
Petition-Restore Arms	PR	0	▼	-100.0%	-3	
Show Cause	SC	0	▼	-100.0%	-3	
Total			1,956	▼	-8.5%	-181
Civil Commitments	Mental Commitment	MC	242	▲	+11.5%	+25
	Temporary Detention Order	TD	104	▲	+14.3%	+13
	Other	OT	101	▲	+9.8%	+9
	Emergency Custody Order	EC	40	▼	-39.4%	-26
	Petition	PT	3	▼	-40.0%	-2
	Medical Emergency Temporary Detention Order	MT	1	▼	-50.0%	-1
	Medical Emergency Custody Order	ME	0	▼	-100.0%	-1
Total			491	▲	3.6%	+17
GRAND TOTAL			6,166	▲	0.3%	+19

Filings by Major Case Category**

Category	Summary	Change	% Change	Absolute Change
Felony	477	▲	+30.3%	+111
Garnishment	423	▼	-1.9%	-8

* Compared to same time period as previous year

** Case Type Categories are defined in the 2017 Virginia Judicial Workload Assessment

CPSS - GCMS CASELOAD STATISTICS OF THE GENERAL DISTRICT COURTS

January 2024 thru May 2024 Filings (Compared to January 2023 thru May 2023)


Danville

District: 22 FIPS: 590

General Civil	757	▼	-14.5%	-128
Infraction/Civil Violation	1,461	▲	+4.7%	+66
Involuntary Civil Commitments	104	▼	+7.2%	+7
Landlord /Tenant	515	▲	-8.0%	-45
Misdemeanor	1,581	▼	+2.1%	+32
Other	755	▼	-4.4%	-35
Protective Orders	93	▲	+25.7%	+19
GRAND TOTAL	6,166	▲	0.3%	+19

* Compared to same time period as previous year

** Case Type Categories are defined in the 2017 Virginia Judicial Workload Assessment
Source: SCV-SQL-Information

2024 Overall GRAND TOTAL		Distribution of Caseload			Change*		Percentage (%) of Caseload		
4,824 +932 		Criminal	732	15%	-1.7% ▼	-13	Criminal	2023	2024
		Traffic	2,975	62%	35.9% ▲	+786	Traffic	19.1%	15.2%
		Civil	1,039	22%	19.7% ▲	+171	Civil	56.2%	61.7%
		Civil Commitments	78	2%	-13.3% ▼	-12	Civil Commitments	22.3%	21.5%
		GRAND TOTAL	4,824	100%	23.9% ▲	+932	GRAND TOTAL	2.3%	1.6%
							GRAND TOTAL	100%	100%

Filings by Division & Code

Division	Case Type Description	Code	Summary	Change	% Change	Absolute Change
Criminal	Misdemeanor	M	473	▲	+4.0%	+18
	Felony	F	155	▼	-20.9%	-41
	Capias	CA	55	▲	+1.9%	+1
	Show Cause	SC	25	▼	-7.4%	-2
	Civil Violation	CV	24	▲	+84.6%	+11
	Total			732	▼	-1.7%
Traffic	Infraction	I	2,540	▲	+41.7%	+748
	Misdemeanor	M	415	▲	+13.7%	+50
	Capias	CA	15	▼	-16.7%	-3
	Felony	F	3	▼	-72.7%	-8
	Civil Violation	CV	1	▼	-66.7%	-2
	Show Cause	SC	1	▲	-	+1
Total			2,975	▲	35.9%	+786
Civil	Warrant in Debt	WD	480	▲	+45.0%	+149
	Garnishment	GA	252	▲	+1.2%	+3
	Unlawful Detainer	UD	98	▼	-12.5%	-14
	Other	OT	57	▼	+5.6%	+3
	Detinue	DT	31	▲	+63.2%	+12
	Preliminary Protective Order	PP	28	▲	+47.4%	+9
	Admin License	AL	24	▼	-20.0%	-6
	Bond Forfeiture	BF	16	▲	+128.6%	+9
	Impoundment	IM	13	▲	+44.4%	+4
	Interrogatory	IN	11	▼	-31.3%	-5
	Show Cause	SC	10	▲	+66.7%	+4
	Abstract	AJ	8	▲	-	+8
	Protective Order	PO	5	▼	-37.5%	-3
	Counter Claim	CC	3	▲	+50.0%	+1
	Motion for Judgment	MJ	1	▲	-	+1
	Petition-Restore Arms	PR	1	▼	-50.0%	-1
Tenants Assertion	TA	1	▼	-75.0%	-3	
Total			1,039	▲	19.7%	+171
Civil Commitments	Temporary Detention Order	TD	43	▼	-10.4%	-5
	Emergency Custody Order	EC	31	▼	-8.8%	-3
	Mental Commitment	MC	3	▼	-62.5%	-5
	Other	OT	1	▲	-	+1
Total			78	▼	-13.3%	-12
GRAND TOTAL			4,824	▲	23.9%	+932

Filings by Major Case Category**

Category	Summary	Change	% Change	Absolute Change
Felony	158	▼	-23.7%	-49
Garnishment	263	▼	-0.8%	-2
General Civil	514	▲	+44.4%	+158
Infraction/Civil Violation	2,565	▲	+41.9%	+757
Involuntary Civil Commitments	1	▲	-	+1
Landlord /Tenant	99	▼	-14.7%	-17
Misdemeanor	888	▲	+8.3%	+68

* Compared to same time period as previous year

** Case Type Categories are defined in the 2017 Virginia Judicial Workload Assessment

CPSS - GCMS CASELOAD STATISTICS OF THE GENERAL DISTRICT COURTS
 January 2024 thru May 2024 Filings (Compared to January 2023 thru May 2023)

Other	303	▲	+3.4%	+10
Protective Orders	33	▲	+22.2%	+6
GRAND TOTAL	4,824	▲	23.9%	+932

* Compared to same time period as previous year



** Case Type Categories are defined in the 2017 Virginia Judicial Workload Assessment
 Source: SCV-SQL-Information

CPSS - GCMS CASELOAD STATISTICS OF THE GENERAL DISTRICT COURTS

January 2024 thru May 2024 Filings (Compared to January 2023 thru May 2023)

Pittsylvania

District: 22 FIPS: 143

2024 Overall GRAND TOTAL		Distribution of Caseload			Change*		Percentage (%) of Caseload		
4,672	+1,086	Criminal	370	8%	-10.4% ▼	-43	Criminal	2023	2024
		Traffic	3,027	65%	52.5% ▲	+1,042	Traffic	11.5%	7.9%
		Civil	1,185	25%	6.9% ▲	+76	Civil	55.4%	64.8%
		Civil Commitments	90	2%	13.9% ▲	+11	Civil Commitments	30.9%	25.4%
		GRAND TOTAL	4,672	100%	30.3% ▲	+1,086	GRAND TOTAL	2.2%	1.9%
							GRAND TOTAL	100%	100%

Filings by Division & Code

Division	Case Type Description	Code	Summary	Change	% Change	Absolute Change
Criminal	Misdemeanor	M	244	▼	-11.6%	-32
	Felony	F	77	▼	-6.1%	-5
	Capias	CA	33	▲	+17.9%	+5
	Civil Violation	CV	11	▼	-31.3%	-5
	Show Cause	SC	5	▼	-54.5%	-6
	Total			370	▼	-10.4%
Traffic	Infraction	I	2,530	▲	+52.4%	+870
	Misdemeanor	M	473	▲	+54.1%	+166
	Capias	CA	12	▲	+20.0%	+2
	Felony	F	9	▲	+80.0%	+4
	Show Cause	SC	3	↔		-
	Total			3,027	▲	52.5%
Civil	Warrant in Debt	WD	580	▲	+5.1%	+28
	Garnishment	GA	354	▲	+24.6%	+70
	Unlawful Detainer	UD	119	▼	-13.8%	-19
	Other	OT	50	▲	+6.4%	+3
	Preliminary Protective Order	PP	17	▲	+21.4%	+3
	Abstract	AJ	16	↔		-
	Detinue	DT	9	▲	+50.0%	+3
	Admin License	AL	8	▼	-33.3%	-4
	Impoundment	IM	8	▲	+166.7%	+5
	Interrogatory	IN	5	▼	-44.4%	-4
	Show Cause	SC	5	▲	+25.0%	+1
	Protective Order	PO	4	▼	-50.0%	-4
	Bond Forfeiture	BF	3	▼	-50.0%	-3
	Counter Claim	CC	2	↔		-
	Tenants Assertion	TA	2	↔		-
	Overweight	OC	1	▲	-	+1
	Petition-Restore Arms	PR	1	▼	-80.0%	-4
	Third Party Claim	TH	1	▲	-	+1
	Motion for Judgment	MJ	0	▼	-100.0%	-1
Total			1,185	▲	6.9%	+76
Civil Commitments	Temporary Detention Order	TD	53	▲	+26.2%	+11
	Emergency Custody Order	EC	36	▲	+2.9%	+1
	Other	OT	1	▲	-	+1
	Medical Emergency Temporary Detention Order	MT	0	▼	-100.0%	-1
	Mental Commitment	MC	0	▼	-100.0%	-1
Total			90	▲	13.9%	+11
GRAND TOTAL			4,672	▲	30.3%	+1,086

Filings by Major Case Category**

Category	Summary	Change	% Change	Absolute Change
Felony	86	▲	-1.1%	-1
Garnishment	359	▼	+22.5%	+66
General Civil	595	▼	+4.8%	+27
Infraction/Civil Violation	2,542	▲	+51.7%	+866
Involuntary Civil Commitments	1	▲	-	+1
Landlord /Tenant	121	▼	-13.6%	-19

* Compared to same time period as previous year

** Case Type Categories are defined in the 2017 Virginia Judicial Workload Assessment

Source: SCV-SQL-Information

CPSS - GCMS CASELOAD STATISTICS OF THE GENERAL DISTRICT COURTS

January 2024 thru May 2024 Filings (Compared to January 2023 thru May 2023)

Pittsylvania

District: 22 FIPS: 143

Misdemeanor	717	▲	+23.0%	+134
Other	230	▲	+6.0%	+13
Protective Orders	21	▼	-4.5%	-1
GRAND TOTAL	4,672	▲	30.3%	+1,086

* Compared to same time period as previous year



** Case Type Categories are defined in the 2017 Virginia Judicial Workload Assessment
Source: SCV-SQL-Information

CPSS - GCMS CASELOAD STATISTICS OF THE GENERAL DISTRICT COURTS

January 2024 thru May 2024 Filings (Compared to January 2023 thru May 2023)

Roanoke

District: 23 FIPS: 770

2024 Overall GRAND TOTAL		Distribution of Caseload			Change*		Percentage (%) of Caseload		
14,429	+1,425	Criminal	1,966	14%	-4.1% ▼	-84	Criminal	2023	2024
		Traffic	7,217	50%	19.5% ▲	+1,177	Traffic	15.8%	13.6%
		Civil	4,659	32%	7.3% ▲	+317	Civil	46.4%	50.0%
		Civil Commitments	587	4%	2.6% ▲	+15	Civil Commitments	33.4%	32.3%
		GRAND TOTAL	14,429	100%	11.0% ▲	+1,425	GRAND TOTAL	4.4%	4.1%
							GRAND TOTAL	100%	100%

Filings by Division & Code

Division	Case Type Description	Code	Summary	Change	% Change	Absolute Change
Criminal	Misdemeanor	M	1,385	▲	+0.5%	+7
	Felony	F	476	▼	-13.1%	-72
	Capias	CA	51	▲	+6.3%	+3
	Show Cause	SC	45	▼	-13.5%	-7
	Civil Violation	CV	7	▼	-63.2%	-12
	Motion	MO	1	▼	-75.0%	-3
	Restricted Operators License	RL	1	↔		-
	Total			1,966	▼	-4.1%
Traffic	Infraction	I	5,402	▲	+17.2%	+792
	Misdemeanor	M	1,690	▲	+30.3%	+393
	Felony	F	46	▼	-6.1%	-3
	Show Cause	SC	31	▼	-16.2%	-6
	Civil Violation	CV	25	▲	+56.3%	+9
	Capias	CA	9	↔		-
	Motion	MO	8	↔		-
	Restricted Operators License	RL	4	▼	-71.4%	-10
	Other	O	2	▲	-	+2
Total			7,217	▲	19.5%	+1,177
Civil	Warrant in Debt	WD	1,506	▲	+17.6%	+225
	Unlawful Detainer	UD	1,232	▲	+14.6%	+157
	Garnishment	GA	992	▼	-11.2%	-125
	Other	OT	208	▲	-13.7%	-33
	Detinue	DT	181	▼	-13.4%	-28
	Preliminary Protective Order	PP	135	▲	+4.7%	+6
	Protective Order	PO	118	▲	+151.1%	+71
	Interrogatory	IN	106	▲	+79.7%	+47
	Show Cause	SC	48	▼	-2.0%	-1
	Admin License	AL	41	▲	+51.9%	+14
	Bond Forfeiture	BF	23	▼	-43.9%	-18
	Abstract	AJ	22	▼	-21.4%	-6
	Tenants Assertion	TA	21	▲	+40.0%	+6
	Counter Claim	CC	12	▲	+100.0%	+6
	Impoundment	IM	7	▼	-22.2%	-2
	Motion for Judgment	MJ	3	↔		-
	Petition-Restore Arms	PR	3	▲	+200.0%	+2
Capias	CA	1	▼	-80.0%	-4	
Total			4,659	▲	7.3%	+317
Civil Commitments	Temporary Detention Order	TD	318	▲	+23.7%	+61
	Mental Commitment	MC	128	▼	-12.3%	-18
	Emergency Custody Order	EC	71	▼	-22.0%	-20
	Medical Emergency Temporary Detention Order	MT	50	▼	-3.8%	-2
	Other	OT	20	▼	-23.1%	-6
Total			587	▲	2.6%	+15
GRAND TOTAL			14,429	▲	11.0%	+1,425

* Compared to same time period as previous year



** Case Type Categories are defined in the 2017 Virginia Judicial Workload Assessment

Filings by Major Case Category**

Category	Summary	Change	% Change	Absolute Change
Felony	522	▼	-12.6%	-75
Garnishment	1,098	▲	-6.6%	-78
General Civil	1,708	▲	+13.4%	+202
Infraction/Civil Violation	5,436	▲	+17.0%	+791
Involuntary Civil Commitments	20	▼	-23.1%	-6
Landlord /Tenant	1,253	▲	+15.0%	+163
Misdemeanor	3,080	▼	+14.5%	+390
Other	1,059	▼	-3.6%	-39
Protective Orders	253	▲	+43.8%	+77
GRAND TOTAL	14,429	▲	11.0%	+1,425

* Compared to same time period as previous year

** Case Type Categories are defined in the 2017 Virginia Judicial Workload Assessment
 Source: SCV-SQL-Information

2024 Overall GRAND TOTAL		Distribution of Caseload			Change*		Percentage (%) of Caseload		
11,050	+1,675	Criminal	1,121	10%	6.7% ▲	+70	Criminal	2023	2024
		Traffic	7,679	69%	20.2% ▲	+1,289	Traffic	11.2%	10.1%
		Civil	1,781	16%	17.2% ▲	+262	Civil	68.2%	69.5%
		Civil Commitments	469	4%	13.0% ▲	+54	Civil Commitments	16.2%	16.1%
		GRAND TOTAL	11,050	100%	17.9% ▲	+1,675	GRAND TOTAL	4.4%	4.2%
							GRAND TOTAL	100%	100%

Filings by Division & Code

Division	Case Type Description	Code	Summary	Change	% Change	Absolute Change
Criminal	Misdemeanor	M	705	▲	+1.6%	+11
	Felony	F	299	▲	+17.7%	+45
	Capias	CA	76	▲	+35.7%	+20
	Show Cause	SC	37	▲	+15.6%	+5
	Civil Violation	CV	4	▼	-73.3%	-11
	Total			1,121	▲	6.7%
Traffic	Infraction	I	5,796	▲	+18.2%	+892
	Misdemeanor	M	1,740	▲	+28.0%	+381
	Show Cause	SC	51	▼	-10.5%	-6
	Capias	CA	46	▲	+64.3%	+18
	Civil Violation	CV	23	▲	+15.0%	+3
	Felony	F	18	▲	+12.5%	+2
	Restricted Operators License	RL	5	▼	-16.7%	-1
	Total			7,679	▲	20.2%
Civil	Warrant in Debt	WD	752	▲	+33.8%	+190
	Garnishment	GA	392	▲	+22.5%	+72
	Unlawful Detainer	UD	327	▲	+6.5%	+20
	Other	OT	59	▲	+15.7%	+8
	Admin License	AL	51	▼	-19.0%	-12
	Preliminary Protective Order	PP	42	▲	+20.0%	+7
	Interrogatory	IN	33	▲	+3.1%	+1
	Protective Order	PO	32	↔		-
	Bond Forfeiture	BF	26	▼	-36.6%	-15
	Abstract	AJ	19	▲	+111.1%	+10
	Show Cause	SC	18	▼	-21.7%	-5
	Impoundment	IM	14	▼	-48.1%	-13
	Detinue	DT	6	▲	+20.0%	+1
	Counter Claim	CC	4	▲	+100.0%	+2
	Petition-Restore Arms	PR	2	▲	+100.0%	+1
	Cross Claim	CR	1	▲	-	+1
	Motion for Judgment	MJ	1	▼	-50.0%	-1
	Tenants Assertion	TA	1	▼	-75.0%	-3
	Third Party Claim	TH	1	▲	-	+1
	Capias	CA	0	▼	-100.0%	-1
	Overweight	OC	0	▼	-100.0%	-2
Total			1,781	▲	17.2%	+262
Civil Commitments	Mental Commitment	MC	268	▲	+2.7%	+7
	Temporary Detention Order	TD	102	▲	+45.7%	+32
	Other	OT	62	▲	+26.5%	+13
	Emergency Custody Order	EC	37	▲	+5.7%	+2
	Total			469	▲	13.0%
GRAND TOTAL			11,050	▲	17.9%	+1,675

Filings by Major Case Category**

Category	Summary	Change	% Change	Absolute Change
Felony	317	▲	+17.4%	+47
Garnishment	425	▲	+20.7%	+73
General Civil	769	▲	+33.0%	+191

* Compared to same time period as previous year

** Case Type Categories are defined in the 2017 Virginia Judicial Workload Assessment

CPSS - GCMS CASELOAD STATISTICS OF THE GENERAL DISTRICT COURTS

January 2024 thru May 2024 Filings (Compared to January 2023 thru May 2023)

Roanoke County

District: 23 FIPS: 161

Infraction/Civil Violation	5,823	▼	+17.9%	+882
Involuntary Civil Commitments	62	▲	+26.5%	+13
Landlord /Tenant	328	▼	+5.5%	+17
Misdemeanor	2,450	▲	+19.0%	+391
Other	802	▲	+7.2%	+54
Protective Orders	74	▲	+10.4%	+7
GRAND TOTAL	11,050	▲	17.9%	+1,675

* Compared to same time period as previous year



** Case Type Categories are defined in the 2017 Virginia Judicial Workload Assessment
Source: SCV-SQL-Information

CPSS - GCMS CASELOAD STATISTICS OF THE GENERAL DISTRICT COURTS

January 2024 thru May 2024 Filings (Compared to January 2023 thru May 2023)

Salem

District: 23 FIPS: 775

2024 Overall GRAND TOTAL		Distribution of Caseload			Change*		Percentage (%) of Caseload		
3,947	+553	Criminal	724	18%	28.6% ▲	+161	Criminal	2023	2024
		Traffic	2,079	53%	16.7% ▲	+297	Traffic	16.6%	18.3%
		Civil	797	20%	14.7% ▲	+102	Civil	52.5%	52.7%
		Civil Commitments	347	9%	-2.0% ▼	-7	Civil Commitments	20.5%	20.2%
		GRAND TOTAL	3,947	100%	16.3% ▲	+553	GRAND TOTAL	10.4%	8.8%
							GRAND TOTAL	100%	100%

Filings by Division & Code

Division	Case Type Description	Code	Summary	Change	% Change	Absolute Change
Criminal	Misdemeanor	M	493	▲	+37.3%	+134
	Felony	F	149	▲	+24.2%	+29
	Capias	CA	36	▲	+9.1%	+3
	Show Cause	SC	29	▼	-17.1%	-6
	Civil Violation	CV	17	▲	+6.3%	+1
	Total			724	▲	28.6%
Traffic	Infraction	I	1,655	▲	+13.0%	+190
	Misdemeanor	M	400	▲	+44.4%	+123
	Show Cause	SC	13	▼	-59.4%	-19
	Felony	F	6	▲	+50.0%	+2
	Capias	CA	5	▲	+25.0%	+1
	Total			2,079	▲	16.7%
Civil	Warrant in Debt	WD	294	▲	+22.5%	+54
	Unlawful Detainer	UD	190	▼	-7.8%	-16
	Garnishment	GA	136	▲	+17.2%	+20
	Admin License	AL	39	▲	+178.6%	+25
	Other	OT	38	▲	+15.2%	+5
	Detinue	DT	31	▲	+6.9%	+2
	Preliminary Protective Order	PP	19	▲	+46.2%	+6
	Impoundment	IM	12	▲	+1,100.0%	+11
	Protective Order	PO	11	▼	-15.4%	-2
	Show Cause	SC	10	▲	+25.0%	+2
	Interrogatory	IN	9	↔		-
	Abstract	AJ	4	▼	-55.6%	-5
	Motion for Judgment	MJ	2	▲	-	+2
	Bond Forfeiture	BF	1	↔		-
	Petition-Restore Arms	PR	1	↔		-
	Tenants Assertion	TA	0	▼	-100.0%	-2
Total			797	▲	14.7%	+102
Civil Commitments	Mental Commitment	MC	223	▲	+2.8%	+6
	Temporary Detention Order	TD	76	▼	-22.4%	-22
	Emergency Custody Order	EC	23	▲	+21.1%	+4
	Other	OT	16	▲	+33.3%	+4
	Medical Emergency Temporary Detention Order	MT	9	▲	+12.5%	+1
Total			347	▼	-2.0%	-7
GRAND TOTAL			3,947	▲	16.3%	+553

Filings by Major Case Category**

Category	Summary	Change	% Change	Absolute Change
Felony	155	▲	+25.0%	+31
Garnishment	145	▲	+16.0%	+20
General Civil	331	▲	+21.2%	+58
Infraction/Civil Violation	1,672	▲	+12.9%	+191
Involuntary Civil Commitments	16	▲	+33.3%	+4
Landlord /Tenant	190	▼	-8.7%	-18
Misdemeanor	893	▲	+40.4%	+257
Other	515	▲	+1.2%	+6

* Compared to same time period as previous year

** Case Type Categories are defined in the 2017 Virginia Judicial Workload Assessment

Source: SCV-SQL-Information

CPSS - GCMS CASELOAD STATISTICS OF THE GENERAL DISTRICT COURTS

January 2024 thru May 2024 Filings (Compared to January 2023 thru May 2023)

Salem

District: 23 FIPS: 775



Protective Orders	30	▲	+15.4%	+4
GRAND TOTAL	3,947	▲	16.3%	+553

* Compared to same time period as previous year

** Case Type Categories are defined in the 2017 Virginia Judicial Workload Assessment
Source: SCV-SQL-Information

CPSS - GCMS CASELOAD STATISTICS OF THE GENERAL DISTRICT COURTS

January 2024 thru May 2024 Filings (Compared to January 2023 thru May 2023)

2024 Overall GRAND TOTAL		Distribution of Caseload			Change*		Percentage (%) of Caseload			
3,770	+503	Criminal	491	13%	-5.4%	▼	-28	Criminal	2023: 15.9%	2024: 13.0%
		Traffic	2,572	68%	29.1%	▲	+580	Traffic	61.0%	68.2%
		Civil	669	18%	-6.3%	▲	-45	Civil	21.9%	17.7%
		Civil Commitments	38	1%	-9.5%	▼	-4	Civil Commitments	1.3%	1.0%
		GRAND TOTAL	3,770	100%	15.4%	▲	+503	GRAND TOTAL	100%	100%

Filings by Division & Code

Division	Case Type Description	Code	Summary	Change	% Change	Absolute Change
Criminal	Misdemeanor	M	276	▲	+4.2%	+11
	Felony	F	130	▼	-7.1%	-10
	Show Cause	SC	51	▼	-12.1%	-7
	Capias	CA	29	▼	-29.3%	-12
	Civil Violation	CV	2	▼	-50.0%	-2
	Motion	MO	2	▼	-81.8%	-9
	Restricted Operators License	RL	1	▲	-	+1
	Total			491	▼	-5.4%
Traffic	Infraction	I	2,091	▲	+25.3%	+422
	Misdemeanor	M	438	▲	+62.2%	+168
	Capias	CA	13	▲	+30.0%	+3
	Show Cause	SC	13	▼	-45.8%	-11
	Felony	F	9	▲	+125.0%	+5
	Civil Violation	CV	5	▼	-50.0%	-5
	Motion	MO	3	▼	-40.0%	-2
	Total			2,572	▲	29.1%
Civil	Warrant in Debt	WD	282	▲	+34.9%	+73
	Garnishment	GA	175	▼	-12.9%	-26
	Unlawful Detainer	UD	86	▼	-33.8%	-44
	Other	OT	37	▲	-17.8%	-8
	Preliminary Protective Order	PP	16	▼	-36.0%	-9
	Detinue	DT	14	▼	-22.2%	-4
	Protective Order	PO	14	▼	-6.7%	-1
	Admin License	AL	13	▼	-48.0%	-12
	Interrogatory	IN	12	↔	-	-
	Show Cause	SC	7	↔	-	-
	Abstract	AJ	5	▼	-44.4%	-4
	Bond Forfeiture	BF	3	▼	-72.7%	-8
	Capias	CA	2	▲	+100.0%	+1
	Impoundment	IM	2	▼	-33.3%	-1
	Tenants Assertion	TA	1	↔	-	-
	Motion for Judgment	MJ	0	▼	-100.0%	-1
	Petition-Restore Arms	PR	0	▼	-100.0%	-1
Total			669	▼	-6.3%	-45
Civil Commitments	Temporary Detention Order	TD	26	▼	-29.7%	-11
	Emergency Custody Order	EC	12	▲	+140.0%	+7
	Total		38	▼	-9.5%	-4
GRAND TOTAL			3,770	▲	15.4%	+503

Filings by Major Case Category**

Category	Summary	Change	% Change	Absolute Change
Felony	139	▲	-3.5%	-5
Garnishment	187	▼	-12.2%	-26
General Civil	303	▼	+30.6%	+71
Infraction/Civil Violation	2,098	▼	+24.7%	+415
Landlord /Tenant	87	▼	-33.6%	-44
Misdemeanor	715	▲	+33.6%	+180
Other	211	▼	-27.0%	-78

* Compared to same time period as previous year

** Case Type Categories are defined in the 2017 Virginia Judicial Workload Assessment

CPSS - GCMS CASELOAD STATISTICS OF THE GENERAL DISTRICT COURTS

January 2024 thru May 2024 Filings (Compared to January 2023 thru May 2023)

Amherst

District: 24 FIPS: 009



Protective Orders		30	▼	-25.0%	-10
GRAND TOTAL		3,770	▲	15.4%	+503

* Compared to same time period as previous year

** Case Type Categories are defined in the 2017 Virginia Judicial Workload Assessment
Source: SCV-SQL-Information

CPSS - GCMS CASELOAD STATISTICS OF THE GENERAL DISTRICT COURTS

January 2024 thru May 2024 Filings (Compared to January 2023 thru May 2023)

2024 Overall GRAND TOTAL		Distribution of Caseload			Change*		Percentage (%) of Caseload		
4,275	+228	Criminal	839	20%	2.2% ▲	+18	Criminal	20.3%	19.6%
		Traffic	1,942	45%	-3.5% ▼	-71	Traffic	49.7%	45.4%
2024 		Civil	1,411	33%	22.4% ▲	+258	Civil	28.5%	33.0%
2023 		Civil Commitments	83	2%	38.3% ▲	+23	Civil Commitments	1.5%	1.9%
		GRAND TOTAL	4,275	100%	5.6% ▲	+228	GRAND TOTAL	100%	100%

Filings by Division & Code

Division	Case Type Description	Code	Summary	Change	% Change	Absolute Change
Criminal	Misdemeanor	M	459	▲	+16.2%	+64
	Felony	F	227	▲	+8.1%	+17
	Show Cause	SC	73	▼	-27.7%	-28
	Capias	CA	65	▼	-11.0%	-8
	Civil Violation	CV	15	▼	-64.3%	-27
	Total			839	▲	2.2%
Traffic	Infraction	I	1,418	▼	-3.7%	-54
	Misdemeanor	M	383	▼	-0.5%	-2
	Show Cause	SC	79	▲	+2.6%	+2
	Capias	CA	49	▼	-25.8%	-17
	Felony	F	12	↔	-	-
	Restricted Operators License	RL	1	▲	-	+1
	Civil Violation	CV	0	▼	-100.0%	-1
	Total			1,942	▼	-3.5%
Civil	Warrant in Debt	WD	699	▲	+35.5%	+183
	Garnishment	GA	333	▲	+34.8%	+86
	Unlawful Detainer	UD	99	▼	-18.2%	-22
	Other	OT	64	▼	-3.0%	-2
	Preliminary Protective Order	PP	56	▲	+27.3%	+12
	Protective Order	PO	51	▲	+82.1%	+23
	Impoundment	IM	31	▲	+121.4%	+17
	Interrogatory	IN	23	▼	-17.9%	-5
	Detinue	DT	16	▼	-44.8%	-13
	Abstract	AJ	12	▼	-7.7%	-1
	Admin License	AL	12	▼	-25.0%	-4
	Show Cause	SC	11	▼	-45.0%	-9
	Capias	CA	2	▼	-50.0%	-2
	Bond Forfeiture	BF	1	▲	-	+1
	Counter Claim	CC	1	▼	-75.0%	-3
	Restricted Operators License	RL	0	▼	-100.0%	-1
	Tenants Assertion	TA	0	▼	-100.0%	-1
	Third Party Claim	TH	0	▼	-100.0%	-1
Total			1,411	▲	22.4%	+258
Civil Commitments	Temporary Detention Order	TD	51	▲	+59.4%	+19
	Emergency Custody Order	EC	32	▲	+18.5%	+5
	Medical Emergency Temporary Detention Order	MT	0	▼	-100.0%	-1
	Total			83	▲	38.3%
GRAND TOTAL			4,275	▲	5.6%	+228

Filings by Major Case Category**

Category	Summary	Change	% Change	Absolute Change
Felony	239	▲	+7.7%	+17
Garnishment	356	▲	+29.5%	+81
General Civil	723	▼	+30.7%	+170
Infraction/Civil Violation	1,433	▼	-5.4%	-82
Landlord /Tenant	99	▼	-18.9%	-23
Misdemeanor	843	▲	+7.9%	+62
Other	475	▲	-6.3%	-32

* Compared to same time period as previous year

** Case Type Categories are defined in the 2017 Virginia Judicial Workload Assessment

CPSS - GCMS CASELOAD STATISTICS OF THE GENERAL DISTRICT COURTS

January 2024 thru May 2024 Filings (Compared to January 2023 thru May 2023)

Bedford

District: 24 FIPS: 019



Protective Orders	107	▲	+48.6%	+35
<i>GRAND TOTAL</i>	<u>4,275</u>	▲	5.6%	+228

* Compared to same time period as previous year

** Case Type Categories are defined in the 2017 Virginia Judicial Workload Assessment
Source: SCV-SQL-Information

CPSS - GCMS CASELOAD STATISTICS OF THE GENERAL DISTRICT COURTS

January 2024 thru May 2024 Filings (Compared to January 2023 thru May 2023)

2024 Overall GRAND TOTAL		Distribution of Caseload			Change*		Percentage (%) of Caseload		
4,855	+686	Criminal	645	13%	16.0% ▲	+89	Criminal	2023	2024
		Traffic	2,546	52%	24.3% ▲	+497	Traffic	49.1%	52.4%
		Civil	1,606	33%	5.7% ▲	+86	Civil	36.5%	33.1%
		Civil Commitments	58	1%	31.8% ▲	+14	Civil Commitments	1.1%	1.2%
		GRAND TOTAL	4,855	100%	16.5% ▲	+686	GRAND TOTAL	100%	100%

Filings by Division & Code

Division	Case Type Description	Code	Summary	Change	% Change	Absolute Change
Criminal	Misdemeanor	M	354	▲	+3.2%	+11
	Felony	F	185	▲	+59.5%	+69
	Capias	CA	49	▲	+96.0%	+24
	Show Cause	SC	43	▼	-14.0%	-7
	Civil Violation	CV	10	▲	+25.0%	+2
	Restricted Operators License	RL	4	▼	-69.2%	-9
	Motion	MO	0	▼	-100.0%	-1
	Total			645	▲	16.0%
Traffic	Infraction	I	2,075	▲	+22.7%	+384
	Misdemeanor	M	406	▲	+33.1%	+101
	Show Cause	SC	28	▲	+40.0%	+8
	Capias	CA	21	▲	+50.0%	+7
	Felony	F	10	▼	-28.6%	-4
	Civil Violation	CV	4	▲	-	+4
	Restricted Operators License	RL	2	▼	-50.0%	-2
	Motion	MO	0	▼	-100.0%	-1
Total			2,546	▲	24.3%	+497
Civil	Warrant in Debt	WD	884	▲	+13.3%	+104
	Unlawful Detainer	UD	267	▼	-3.6%	-10
	Garnishment	GA	259	▲	+28.9%	+58
	Other	OT	51	▼	-31.1%	-23
	Preliminary Protective Order	PP	39	▼	-25.0%	-13
	Admin License	AL	21	▲	+31.3%	+5
	Detinue	DT	18	▼	-30.8%	-8
	Interrogatory	IN	18	▲	+38.5%	+5
	Protective Order	PO	14	▼	-61.1%	-22
	Impoundment	IM	12	▲	+9.1%	+1
	Bond Forfeiture	BF	8	▲	+14.3%	+1
	Abstract	AJ	7	▼	-36.4%	-4
	Counter Claim	CC	2	↔	-	-
	Show Cause	SC	2	▼	-77.8%	-7
	Tenants Assertion	TA	2	↔	-	-
	Cross Claim	CR	1	▲	-	+1
	Third Party Claim	TH	1	▲	-	+1
	Capias	CA	0	▼	-100.0%	-1
Petition-Restore Arms	PR	0	▼	-100.0%	-2	
Total			1,606	▲	5.7%	+86
Civil Commitments	Temporary Detention Order	TD	40	▲	+90.5%	+19
	Emergency Custody Order	EC	17	▼	-26.1%	-6
	Medical Emergency Temporary Detention Order	MT	1	▲	-	+1
Total			58	▲	31.8%	+14
GRAND TOTAL			4,855	▲	16.5%	+686

Filings by Major Case Category**

Category	Summary	Change	% Change	Absolute Change
Felony	195	▲	+50.0%	+65
Garnishment	277	▲	+29.4%	+63
General Civil	908	▼	+11.4%	+93

* Compared to same time period as previous year

** Case Type Categories are defined in the 2017 Virginia Judicial Workload Assessment

CPSS - GCMS CASELOAD STATISTICS OF THE GENERAL DISTRICT COURTS

January 2024 thru May 2024 Filings (Compared to January 2023 thru May 2023)



Infraction/Civil Violation	2,089	▲	+23.0%	+390
Landlord /Tenant	269	▼	-3.6%	-10
Misdemeanor	766	▼	+15.2%	+101
Other	298	▲	+6.8%	+19
Protective Orders	53	▼	-39.8%	-35
GRAND TOTAL	4,855	▲	16.5%	+686

* Compared to same time period as previous year

** Case Type Categories are defined in the 2017 Virginia Judicial Workload Assessment
Source: SCV-SQL-Information

CPSS - GCMS CASELOAD STATISTICS OF THE GENERAL DISTRICT COURTS

January 2024 thru May 2024 Filings (Compared to January 2023 thru May 2023)

2024 Overall GRAND TOTAL		Distribution of Caseload		Change*		Percentage (%) of Caseload			
9,121	-93	Criminal	2,175	24%	-2.7% ▼	-60	Criminal	2023	2024
		Traffic	2,830	31%	-18.8% ▼	-657	Traffic	24.3%	23.8%
2024 		Civil	3,692	40%	19.9% ▲	+612	Civil	37.8%	31.0%
2023 		Civil Commitments	424	5%	2.9% ▲	+12	Civil Commitments	33.4%	40.5%
		GRAND TOTAL	9,121	100%	-1.0% ▼	-93	GRAND TOTAL	4.5%	4.6%
							GRAND TOTAL	100%	100%

Filings by Division & Code

Division	Case Type Description	Code	Summary	Change	% Change	Absolute Change
Criminal	Misdemeanor	M	1,220	▲	+8.0%	+90
	Felony	F	577	▼	-11.8%	-77
	Capias	CA	179	▼	-16.0%	-34
	Show Cause	SC	160	▼	-20.0%	-40
	Motion	MO	20	▲	+5.3%	+1
	Civil Violation	CV	19	↔		-
	Total			2,175	▼	-2.7%
Traffic	Infraction	I	1,962	▼	-23.3%	-597
	Misdemeanor	M	776	▼	-1.9%	-15
	Show Cause	SC	36	▼	-44.6%	-29
	Capias	CA	30	▼	-37.5%	-18
	Felony	F	19	▲	+46.2%	+6
	Restricted Operators License	RL	4	↔		-
	Motion	MO	2	↔		-
	Other	O	1	▼	-66.7%	-2
	Civil Violation	CV	0	▼	-100.0%	-2
Total			2,830	▼	-18.8%	-657
Civil	Warrant in Debt	WD	1,452	▲	+38.4%	+403
	Unlawful Detainer	UD	774	▲	+13.5%	+92
	Garnishment	GA	567	▲	+12.1%	+61
	Detinue	DT	203	▼	-6.0%	-13
	Other	OT	171	▼	-7.6%	-14
	Preliminary Protective Order	PP	109	▲	+7.9%	+8
	Interrogatory	IN	83	▲	+40.7%	+24
	Bond Forfeiture	BF	70	▲	+66.7%	+28
	Protective Order	PO	64	▼	-7.2%	-5
	Impoundment	IM	55	▼	-9.8%	-6
	Show Cause	SC	38	▲	+18.8%	+6
	Abstract	AJ	36	▲	+50.0%	+12
	Admin License	AL	36	↔		-
	Capias	CA	11	▲	+83.3%	+5
	Tenants Assertion	TA	10	▲	+900.0%	+9
	Petition-Restore Arms	PR	5	▲	+66.7%	+2
	Motion for Judgment	MJ	3	↔		-
	Counter Claim	CC	2	▼	-60.0%	-3
	Third Party Claim	TH	2	▲	-	+2
	Cross Claim	CR	1	▲	-	+1
Total			3,692	▲	19.9%	+612
Civil Commitments	Mental Commitment	MC	185	▲	+26.7%	+39
	Temporary Detention Order	TD	130	▼	-13.9%	-21
	Emergency Custody Order	EC	105	▼	-5.4%	-6
	Medical Emergency Temporary Detention Order	MT	2	▲	+100.0%	+1
	Medical Emergency Custody Order	ME	1	▼	-66.7%	-2
	Petition	PT	1	▲	-	+1
Total			424	▲	2.9%	+12
GRAND TOTAL			9,121	▼	-1.0%	-93

* Compared to same time period as previous year

** Case Type Categories are defined in the 2017 Virginia Judicial Workload Assessment

CPSS - GCMS CASELOAD STATISTICS OF THE GENERAL DISTRICT COURTS
 January 2024 thru May 2024 Filings (Compared to January 2023 thru May 2023)

Filings by Major Case Category**



Category	Summary	Change	% Change	Absolute Change
Felony	596	▲	-10.6%	-71
Garnishment	650	▲	+15.0%	+85
General Civil	1,676	▲	+29.4%	+381
Infraction/Civil Violation	1,982	▼	-23.3%	-601
Involuntary Civil Commitments	1	▲	-	+1
Landlord /Tenant	784	▲	+14.8%	+101
Misdemeanor	2,000	▲	+3.9%	+75
Other	1,259	▲	-5.1%	-67
Protective Orders	173	▲	+1.8%	+3
GRAND TOTAL	9,121	▼	-1.0%	-93

* Compared to same time period as previous year

** Case Type Categories are defined in the 2017 Virginia Judicial Workload Assessment
 Source: SCV-SQL-Information

CPSS - GCMS CASELOAD STATISTICS OF THE GENERAL DISTRICT COURTS

January 2024 thru May 2024 Filings (Compared to January 2023 thru May 2023)

2024 Overall GRAND TOTAL		Distribution of Caseload			Change*		Percentage (%) of Caseload		
1,939	+11	Criminal	202	10%	-13.7% ▼	-32	Criminal	2023	2024
		Traffic	1,512	78%	4.9% ▲	+71	Traffic	12.1%	10.4%
		Civil	195	10%	-12.2% ▼	-27	Civil	74.7%	78.0%
		Civil Commitments	30	2%	-3.2% ▼	-1	Civil Commitments	11.5%	10.1%
		GRAND TOTAL	1,939	100%	0.6% ▲	+11	GRAND TOTAL	1.6%	1.5%
							GRAND TOTAL	100%	100%

Filings by Division & Code

Division	Case Type Description	Code	Summary	Change	% Change	Absolute Change
Criminal	Misdemeanor	M	120	▼	-11.8%	-16
	Felony	F	54	▼	-28.9%	-22
	Show Cause	SC	17	▲	+13.3%	+2
	Capias	CA	7	▲	+133.3%	+4
	Civil Violation	CV	4	↔		-
	Total			202	▼	-13.7%
Traffic	Infraction	I	1,290	▲	+12.9%	+147
	Misdemeanor	M	205	▼	-26.5%	-74
	Felony	F	5	▲	+66.7%	+2
	Capias	CA	4	▼	-42.9%	-3
	Show Cause	SC	4	▼	-42.9%	-3
	Civil Violation	CV	3	▲	+200.0%	+2
	Restricted Operators License	RL	1	↔		-
	Total			1,512	▲	4.9%
Civil	Warrant in Debt	WD	79	▲	+11.3%	+8
	Garnishment	GA	54	▼	-14.3%	-9
	Unlawful Detainer	UD	14	▲	+16.7%	+2
	Other	OT	13	▼	-40.9%	-9
	Preliminary Protective Order	PP	12	▼	-36.8%	-7
	Protective Order	PO	8	▼	-38.5%	-5
	Admin License	AL	4	▼	-69.2%	-9
	Abstract	AJ	3	▲	+50.0%	+1
	Detinue	DT	3	▲	+200.0%	+2
	Impoundment	IM	3	▲	+200.0%	+2
	Interrogatory	IN	1	↔		-
	Overweight	OC	1	▲	-	+1
	Counter Claim	CC	0	▼	-100.0%	-1
	Motion for Judgment	MJ	0	▼	-100.0%	-2
	Show Cause	SC	0	▼	-100.0%	-1
Total			195	▼	-12.2%	-27
Civil Commitments	Temporary Detention Order	TD	19	▼	-5.0%	-1
	Emergency Custody Order	EC	11	↔		-
	Total		30	▼	-3.2%	-1
GRAND TOTAL			1,939	▲	0.6%	+11

Filings by Major Case Category**

Category	Summary	Change	% Change	Absolute Change
Felony	59	▲	-25.3%	-20
Garnishment	55	▼	-14.1%	-9
General Civil	82	▲	+10.8%	+8
Infraction/Civil Violation	1,298	▲	+13.1%	+150
Landlord /Tenant	14	▲	+16.7%	+2
Misdemeanor	326	▼	-21.6%	-90
Other	85	▼	-17.5%	-18
Protective Orders	20	▼	-37.5%	-12
GRAND TOTAL	1,939	▲	0.6%	+11

* Compared to same time period as previous year

** Case Type Categories are defined in the 2017 Virginia Judicial Workload Assessment

* Compared to same time period as previous year


** Case Type Categories are defined in the 2017 Virginia Judicial Workload Assessment
Source: SCV-SQL-Information

CPSS - GCMS CASELOAD STATISTICS OF THE GENERAL DISTRICT COURTS

January 2024 thru May 2024 Filings (Compared to January 2023 thru May 2023)

Allegheny

District: 25 FIPS: 005

2024 Overall GRAND TOTAL		Distribution of Caseload			Change*		Percentage (%) of Caseload		
3,492 +205 		Criminal	479	14%	-10.6% ▼	-57	Criminal	2023	2024
		Traffic	2,304	66%	7.4% ▲	+159	Traffic	16.3%	13.7%
		Civil	540	15%	12.3% ▲	+59	Civil	65.3%	66.0%
		Civil Commitments	169	5%	35.2% ▲	+44	Civil Commitments	14.6%	15.5%
		GRAND TOTAL	3,492	100%	6.2% ▲	+205	GRAND TOTAL	3.8%	4.8%
							GRAND TOTAL	100%	100%

Filings by Division & Code

Division	Case Type Description	Code	Summary	Change	% Change	Absolute Change
Criminal	Misdemeanor	M	246	▼	-13.1%	-37
	Felony	F	188	▼	-11.7%	-25
	Capias	CA	28	▲	+33.3%	+7
	Civil Violation	CV	11	▲	+120.0%	+6
	Show Cause	SC	6	▼	-57.1%	-8
	Total			479	▼	-10.6%
Traffic	Infraction	I	1,866	▲	+7.0%	+122
	Misdemeanor	M	390	▲	+8.6%	+31
	Capias	CA	35	▼	-2.8%	-1
	Show Cause	SC	9	▲	+350.0%	+7
	Civil Violation	CV	2	▼	-33.3%	-1
	Felony	F	2	▲	+100.0%	+1
Total			2,304	▲	7.4%	+159
Civil	Warrant in Debt	WD	228	▲	+45.2%	+71
	Garnishment	GA	120	▲	+2.6%	+3
	Unlawful Detainer	UD	85	▲	+3.7%	+3
	Other	OT	34	▼	-10.5%	-4
	Detinue	DT	20	▼	-13.0%	-3
	Preliminary Protective Order	PP	15	▼	-16.7%	-3
	Admin License	AL	14	▼	-26.3%	-5
	Protective Order	PO	12	▼	-7.7%	-1
	Interrogatory	IN	5	▲	+66.7%	+2
	Overweight	OC	3	▲	-	+3
	Show Cause	SC	2	↔	-	-
	Abstract	AJ	1	↔	-	-
	Petition-Restore Arms	PR	1	↔	-	-
	Capias	CA	0	▼	-100.0%	-2
	Counter Claim	CC	0	▼	-100.0%	-1
	Impoundment	IM	0	▼	-100.0%	-3
	Tenants Assertion	TA	0	▼	-100.0%	-1
Total			540	▲	12.3%	+59
Civil Commitments	Mental Commitment	MC	54	▲	+22.7%	+10
	Other	OT	40	▲	+73.9%	+17
	Temporary Detention Order	TD	38	▲	+8.6%	+3
	Emergency Custody Order	EC	33	▲	+43.5%	+10
	Medical Emergency Temporary Detention Order	MT	4	▲	-	+4
Total			169	▲	35.2%	+44
GRAND TOTAL			3,492	▲	6.2%	+205

Filings by Major Case Category**

Category	Summary	Change	% Change	Absolute Change
Felony	190	▲	-11.2%	-24
Garnishment	125	▲	+4.2%	+5
General Civil	249	▼	+36.8%	+67
Infraction/Civil Violation	1,882	▲	+7.4%	+130
Involuntary Civil Commitments	40	▲	+73.9%	+17
Landlord /Tenant	85	▼	+2.4%	+2
Misdemeanor	636	▼	-0.9%	-6

* Compared to same time period as previous year

** Case Type Categories are defined in the 2017 Virginia Judicial Workload Assessment

CPSS - GCMS CASELOAD STATISTICS OF THE GENERAL DISTRICT COURTS

January 2024 thru May 2024 Filings (Compared to January 2023 thru May 2023)

Alleghany

District: 25 FIPS: 005



Other	258	▲	+7.5%	+18
Protective Orders	27	▼	-12.9%	-4
GRAND TOTAL	3,492	▲	6.2%	+205

* Compared to same time period as previous year

** Case Type Categories are defined in the 2017 Virginia Judicial Workload Assessment
Source: SCV-SQL-Information

CPSS - GCMS CASELOAD STATISTICS OF THE GENERAL DISTRICT COURTS

January 2024 thru May 2024 Filings (Compared to January 2023 thru May 2023)

2024 Overall GRAND TOTAL		Distribution of Caseload			Change*		Percentage (%) of Caseload		
8,078	+1,101	Criminal	1,050	13%	13.6% ▲	+126	Criminal	2023	2024
		Traffic	5,631	70%	16.4% ▲	+795	Traffic	13.2%	13.0%
		Civil	1,062	13%	18.7% ▲	+167	Civil	69.3%	69.7%
		Civil Commitments	335	4%	4.0% ▲	+13	Civil Commitments	12.8%	13.1%
		GRAND TOTAL	8,078	100%	15.8% ▲	+1,101	GRAND TOTAL	4.6%	4.1%
							GRAND TOTAL	100%	100%

Filings by Division & Code

Division	Case Type Description	Code	Summary	Change	% Change	Absolute Change
Criminal	Misdemeanor	M	510	▲	+20.0%	+85
	Felony	F	321	▲	+18.0%	+49
	Capias	CA	117	▲	+2.6%	+3
	Show Cause	SC	69	▼	-17.9%	-15
	Civil Violation	CV	33	▲	+13.8%	+4
	Total			1,050	▲	13.6%
Traffic	Infraction	I	4,664	▲	+17.2%	+684
	Misdemeanor	M	909	▲	+15.4%	+121
	Capias	CA	37	▲	+23.3%	+7
	Show Cause	SC	12	▼	-52.0%	-13
	Felony	F	8	▼	-33.3%	-4
	Civil Violation	CV	1	↔		-
	Total			5,631	▲	16.4%
Civil	Warrant in Debt	WD	469	▲	+22.1%	+85
	Garnishment	GA	202	▲	+1.5%	+3
	Unlawful Detainer	UD	191	▲	+49.2%	+63
	Other	OT	60	▼	+1.7%	+1
	Admin License	AL	42	▲	+162.5%	+26
	Preliminary Protective Order	PP	35	↔		-
	Detinue	DT	16	▲	+300.0%	+12
	Abstract	AJ	11	▼	-26.7%	-4
	Protective Order	PO	11	▼	-15.4%	-2
	Interrogatory	IN	6	▼	-53.8%	-7
	Motion for Judgment	MJ	5	↔		-
	Show Cause	SC	5	▼	-28.6%	-2
	Impoundment	IM	4	▼	-50.0%	-4
	Petition-Restore Arms	PR	2	▼	-50.0%	-2
	Bond Forfeiture	BF	1	▲	-	+1
	Counter Claim	CC	1	↔		-
	Tenants Assertion	TA	1	▼	-50.0%	-1
	Capias	CA	0	▼	-100.0%	-1
	Overweight	OC	0	▼	-100.0%	-1
Total			1,062	▲	18.7%	+167
Civil Commitments	Mental Commitment	MC	151	▲	+7.9%	+11
	Temporary Detention Order	TD	79	▲	+6.8%	+5
	Emergency Custody Order	EC	74	▲	+5.7%	+4
	Petition	PT	14	▲	+40.0%	+4
	Other	OT	12	▼	-55.6%	-15
	Medical Emergency Temporary Detention Order	MT	4	▲	+300.0%	+3
	Medical Emergency Custody Order	ME	1	▲	-	+1
Total			335	▲	4.0%	+13
GRAND TOTAL			8,078	▲	15.8%	+1,101

Filings by Major Case Category**

Category	Summary	Change	% Change	Absolute Change
Felony	329	▼	+15.8%	+45
Garnishment	208	▼	-1.9%	-4
General Civil	495	▲	+22.8%	+92

* Compared to same time period as previous year

** Case Type Categories are defined in the 2017 Virginia Judicial Workload Assessment

CPSS - GCMS CASELOAD STATISTICS OF THE GENERAL DISTRICT COURTS

January 2024 thru May 2024 Filings (Compared to January 2023 thru May 2023)

Augusta

District: 25 FIPS: 015

Infraction/Civil Violation	4,698	▼	+17.1%	+687
Involuntary Civil Commitments	26	▼	-29.7%	-11
Landlord /Tenant	192	▼	+47.7%	+62
Misdemeanor	1,419	▲	+17.0%	+206
Other	665	▲	+4.1%	+26
Protective Orders	46	▼	-4.2%	-2
GRAND TOTAL	8,078	▲	15.8%	+1,101

* Compared to same time period as previous year

** Case Type Categories are defined in the 2017 Virginia Judicial Workload Assessment
Source: SCV-SQL-Information

CPSS - GCMS CASELOAD STATISTICS OF THE GENERAL DISTRICT COURTS

January 2024 thru May 2024 Filings (Compared to January 2023 thru May 2023)

2024 Overall GRAND TOTAL		Distribution of Caseload			Change*		Percentage (%) of Caseload		
1,083	+77	Criminal	57	5%	-39.4% ▼	-37	Criminal	2023 9.3%	2024 5.3%
2024		Traffic	958	88%	9.7% ▲	+85	Traffic	86.8%	88.5%
2023		Civil	63	6%	103.2% ▲	+32	Civil	3.1%	5.8%
		Civil Commitments	5	0%	-37.5% ▼	-3	Civil Commitments	0.8%	0.5%
		GRAND TOTAL	1,083	100%	7.7% ▲	+77	GRAND TOTAL	100%	100%

Filings by Division & Code

Division	Case Type Description	Code	Summary	Change	% Change	Absolute Change
Criminal	Misdemeanor	M	46	▼	-41.0%	-32
	Felony	F	5	▼	-28.6%	-2
	Civil Violation	CV	3	▲	+200.0%	+2
	Capias	CA	2	▼	-33.3%	-1
	Show Cause	SC	1	▼	-80.0%	-4
	Total			57	▼	-39.4%
Traffic	Infraction	I	880	▲	+8.2%	+67
	Misdemeanor	M	76	▲	+31.0%	+18
	Show Cause	SC	2	▲	+100.0%	+1
	Capias	CA	0	▼	-100.0%	-1
	Total			958	▲	9.7%
Civil	Warrant in Debt	WD	27	▲	+200.0%	+18
	Garnishment	GA	9	▼	-18.2%	-2
	Other	OT	7	▲	+133.3%	+4
	Preliminary Protective Order	PP	4	▲	+300.0%	+3
	Protective Order	PO	4	▲	-	+4
	Admin License	AL	3	▲	+50.0%	+1
	Unlawful Detainer	UD	3	▲	+200.0%	+2
	Detinue	DT	2	▲	-	+2
	Interrogatory	IN	2	▲	-	+2
	Capias	CA	1	▲	-	+1
	Counter Claim	CC	1	▲	-	+1
	Impoundment	IM	0	▼	-100.0%	-3
	Overweight	OC	0	▼	-100.0%	-1
	Total			63	▲	103.2%
Civil Commitments	Emergency Custody Order	EC	3	▼	-25.0%	-1
	Temporary Detention Order	TD	2	▼	-50.0%	-2
	Total			5	▼	-37.5%
GRAND TOTAL			1,083	▲	7.7%	+77

Filings by Major Case Category**



Category	Summary	Change	% Change	Absolute Change
Felony	5	▼	-28.6%	-2
Garnishment	11	▲	-	0
General Civil	30	▲	+200.0%	+20
Infraction/Civil Violation	883	▲	+8.3%	+68
Landlord /Tenant	3	▲	+200.0%	+2
Misdemeanor	122	▼	-10.3%	-14
Other	21	▲	-16.0%	-4
Protective Orders	8	▲	+700.0%	+7
GRAND TOTAL	1,083	▲	7.7%	+77

* Compared to same time period as previous year

** Case Type Categories are defined in the 2017 Virginia Judicial Workload Assessment
Source: SCV-SQL-Information

CPSS - GCMS CASELOAD STATISTICS OF THE GENERAL DISTRICT COURTS

January 2024 thru May 2024 Filings (Compared to January 2023 thru May 2023)

2024 Overall GRAND TOTAL		Distribution of Caseload			Change*		Percentage (%) of Caseload		
5,712	-337	Criminal	519	9%	17.4% ▲	+77	Criminal	2023 7.3%	2024 9.1%
		Traffic	4,697	82%	-9.2% ▼	-475	Traffic	85.5%	82.2%
		Civil	462	8%	11.9% ▲	+49	Civil	6.8%	8.1%
		Civil Commitments	34	1%	54.5% ▲	+12	Civil Commitments	0.4%	0.6%
		GRAND TOTAL	5,712	100%	-5.6% ▼	-337	GRAND TOTAL	100%	100%

Filings by Division & Code

Division	Case Type Description	Code	Summary	Change	% Change	Absolute Change
Criminal	Misdemeanor	M	376	▲	+37.7%	+103
	Felony	F	84	▼	-10.6%	-10
	Show Cause	SC	22	▲	+37.5%	+6
	Capias	CA	20	▼	-54.5%	-24
	Civil Violation	CV	17	▲	+21.4%	+3
	Restricted Operators License	RL	0	▼	-100.0%	-1
	Total			519	▲	17.4%
Traffic	Infraction	I	4,058	▼	-5.5%	-238
	Misdemeanor	M	615	▼	-26.6%	-223
	Show Cause	SC	14	▼	-39.1%	-9
	Capias	CA	7	↔		-
	Felony	F	2	▼	-66.7%	-4
	Civil Violation	CV	1	↔		-
	Restricted Operators License	RL	0	▼	-100.0%	-1
Total			4,697	▼	-9.2%	-475
Civil	Warrant in Debt	WD	227	▲	+14.1%	+28
	Garnishment	GA	79	▼	-6.0%	-5
	Unlawful Detainer	UD	48	▲	+41.2%	+14
	Other	OT	24	▲	+50.0%	+8
	Admin License	AL	23	▲	+15.0%	+3
	Overweight	OC	13	▼	-13.3%	-2
	Protective Order	PO	12	▲	+33.3%	+3
	Impoundment	IM	9	↔		-
	Preliminary Protective Order	PP	7	▼	-22.2%	-2
	Interrogatory	IN	6	▼	-14.3%	-1
	Detinue	DT	3	▼	-25.0%	-1
	Bond Forfeiture	BF	2	▲	+100.0%	+1
	Counter Claim	CC	2	▲	-	+2
	Show Cause	SC	2	▲	-	+2
	Tenants Assertion	TA	2	▲	-	+2
	Abstract	AJ	1	▼	-80.0%	-4
	Motor Carrier	MC	1	▲	-	+1
	Petition to Require Blood Test	BT	1	▲	-	+1
	Petition-Restore Arms	PR	0	▼	-100.0%	-1
Total			462	▲	11.9%	+49
Civil Commitments	Temporary Detention Order	TD	23	▲	+91.7%	+11
	Emergency Custody Order	EC	11	▲	+10.0%	+1
	Total		34	▲	54.5%	+12
GRAND TOTAL			5,712	▼	-5.6%	-337

Filings by Major Case Category**

Category	Summary	Change	% Change	Absolute Change
Felony	86	▼	-14.0%	-14
Garnishment	85	▼	-6.6%	-6
General Civil	233	▼	+11.5%	+24
Infraction/Civil Violation	4,090	▲	-5.5%	-236
Landlord /Tenant	50	▲	+47.1%	+16
Misdemeanor	991	▼	-11.0%	-122

* Compared to same time period as previous year

** Case Type Categories are defined in the 2017 Virginia Judicial Workload Assessment

CPSS - GCMS CASELOAD STATISTICS OF THE GENERAL DISTRICT COURTS

January 2024 thru May 2024 Filings (Compared to January 2023 thru May 2023)



Botetourt

District: 25 FIPS: 023

Other	158	▲		0
Protective Orders	19	▲	+5.6%	+1
GRAND TOTAL	5,712	▼	-5.6%	-337

* Compared to same time period as previous year

** Case Type Categories are defined in the 2017 Virginia Judicial Workload Assessment
Source: SCV-SQL-Information

2024 Overall GRAND TOTAL		Distribution of Caseload			Change*		Percentage (%) of Caseload			
509	-331	Criminal	125	25%	-13.2%	▼	-19	Criminal	2023: 17.1%	2024: 24.6%
		Traffic	247	49%	-56.4%	▼	-320	Traffic	67.5%	48.5%
		Civil	131	26%	10.1%	▲	+12	Civil	14.2%	25.7%
		Civil Commitments	6	1%	-40.0%	▼	-4	Civil Commitments	1.2%	1.2%
		GRAND TOTAL	509	100%	-39.4%	▼	-331	GRAND TOTAL	100%	100%

Filings by Division & Code

Division	Case Type Description	Code	Summary	Change	% Change	Absolute Change
Criminal	Misdemeanor	M	80	▲	+9.6%	+7
	Felony	F	27	▼	-49.1%	-26
	Show Cause	SC	8	▲	+60.0%	+3
	Capias	CA	7	▼	-36.4%	-4
	Civil Violation	CV	3	▲	+50.0%	+1
	Total			125	▼	-13.2%
Traffic	Infraction	I	164	▼	-65.5%	-311
	Misdemeanor	M	55	▼	-24.7%	-18
	Capias	CA	22	▲	+15.8%	+3
	Show Cause	SC	5	▲	-	+5
	Felony	F	1	▲	-	+1
	Total			247	▼	-56.4%
Civil	Warrant in Debt	WD	40	▲	+37.9%	+11
	Garnishment	GA	31	▼	-27.9%	-12
	Unlawful Detainer	UD	26	▼	-10.3%	-3
	Other	OT	11	▲	+37.5%	+3
	Admin License	AL	10	▲	+150.0%	+6
	Preliminary Protective Order	PP	4	↔	-	-
	Protective Order	PO	3	▲	+200.0%	+2
	Impoundment	IM	2	▲	-	+2
	Bond Forfeiture	BF	1	▲	-	+1
	Capias	CA	1	▲	-	+1
	Interrogatory	IN	1	▲	-	+1
	Show Cause	SC	1	▲	-	+1
	Tenants Assertion	TA	0	▼	-100.0%	-1
	Total			131	▲	10.1%
Civil Commitments	Temporary Detention Order	TD	4	▼	-50.0%	-4
	Emergency Custody Order	EC	2	↔	-	-
	Total		6	▼	-40.0%	-4
GRAND TOTAL			509	▼	-39.4%	-331



Filings by Major Case Category**

Category	Summary	Change	% Change	Absolute Change
Felony	28	▲	-47.2%	-25
Garnishment	32	▲	-25.6%	-11
General Civil	40	▲	+37.9%	+11
Infraction/Civil Violation	167	▼	-65.0%	-310
Landlord /Tenant	26	▼	-13.3%	-4
Misdemeanor	135	▼	-7.5%	-11
Other	74	▲	+29.8%	+17
Protective Orders	7	▲	+40.0%	+2
GRAND TOTAL	509	▼	-39.4%	-331

* Compared to same time period as previous year

** Case Type Categories are defined in the 2017 Virginia Judicial Workload Assessment

Source: SCV-SQL-Information

2024 Overall GRAND TOTAL		Distribution of Caseload			Change*		Percentage (%) of Caseload		
429	+154	Criminal	66	15%	37.5% ▲	+18	Criminal	2023	2024
		Traffic	292	68%	70.8% ▲	+121	Traffic	17.5%	15.4%
		Civil	68	16%	23.6% ▲	+13	Civil	62.2%	68.1%
		Civil Commitments	3	1%	200.0% ▲	+2	Civil Commitments	20.0%	15.9%
		GRAND TOTAL	429	100%	56.0% ▲	+154	GRAND TOTAL	100%	100%

Filings by Division & Code

Division	Case Type Description	Code	Summary	Change	% Change	Absolute Change
Criminal	Misdemeanor	M	44	▲	+29.4%	+10
	Felony	F	16	▲	+220.0%	+11
	Show Cause	SC	5	▼	-16.7%	-1
	Capias	CA	1	▼	-66.7%	-2
	Total		66	▲	37.5%	+18
Traffic	Infraction	I	256	▲	+79.0%	+113
	Misdemeanor	M	33	▲	+37.5%	+9
	Capias	CA	2	▲	+100.0%	+1
	Show Cause	SC	1	↔	-	-
	Restricted Operators License	RL	0	▼	-100.0%	-2
	Total		292	▲	70.8%	+121
Civil	Warrant in Debt	WD	30	▲	+15.4%	+4
	Unlawful Detainer	UD	12	▼	-7.7%	-1
	Garnishment	GA	10	▲	+25.0%	+2
	Other	OT	4	▲	-33.3%	-2
	Interrogatory	IN	3	▲	-	+3
	Admin License	AL	2	▲	+100.0%	+1
	Impoundment	IM	2	▲	-	+2
	Protective Order	PO	2	▲	-	+2
	Detinue	DT	1	▲	-	+1
	Preliminary Protective Order	PP	1	▲	-	+1
	Tenants Assertion	TA	1	↔	-	-
	Total		68	▲	23.6%	+13
Civil Commitments	Emergency Custody Order	EC	2	▲	-	+2
	Temporary Detention Order	TD	1	↔	-	-
	Total		3	▲	200.0%	+2
GRAND TOTAL			429	▲	56.0%	+154

Filings by Major Case Category**

Category	Summary	Change	% Change	Absolute Change	
Felony	16	▲	+220.0%	+11	
Garnishment	13	▲	+62.5%	+5	
General Civil	32	▲	+23.1%	+6	
Infraction/Civil Violation	256	▲	+79.0%	+113	
Landlord /Tenant	13	▼	-7.1%	-1	
Misdemeanor	77	▼	+28.3%	+17	
Other	19	▲	-	0	
Protective Orders	3	▲	-	+3	
GRAND TOTAL		429	▲	56.0%	+154

* Compared to same time period as previous year

** Case Type Categories are defined in the 2017 Virginia Judicial Workload Assessment
 Source: SCV-SQL-Information

2024 Overall GRAND TOTAL		Distribution of Caseload		Change*		Percentage (%) of Caseload			
469 +105 	Criminal	35	7%	133.3%	▲	+20	Criminal	2023: 4.1%	2024: 7.5%
	Traffic	398	85%	25.2%	▲	+80	Traffic	87.4%	84.9%
	Civil	35	7%	12.9%	▲	+4	Civil	8.5%	7.5%
	Civil Commitments	1	0%	-	▲	+1	Civil Commitments	0.0%	0.2%
	GRAND TOTAL	469	100%	28.8%	▲	+105	GRAND TOTAL	100%	100%

Filings by Division & Code

Division	Case Type Description	Code	Summary	Change	% Change	Absolute Change
Criminal	Misdemeanor	M	29	▲	+190.0%	+19
	Felony	F	3	▲	+200.0%	+2
	Capias	CA	2	▲	-	+2
	Civil Violation	CV	1	▼	-50.0%	-1
	Show Cause	SC	0	▼	-100.0%	-2
	Total		35	▲	133.3%	+20
Traffic	Infraction	I	369	▲	+26.4%	+77
	Misdemeanor	M	27	▲	+12.5%	+3
	Capias	CA	2	▲	+100.0%	+1
	Felony	F	0	▼	-100.0%	-1
	Total		398	▲	25.2%	+80
Civil	Warrant in Debt	WD	26	▲	+36.8%	+7
	Garnishment	GA	3	▼	-57.1%	-4
	Unlawful Detainer	UD	3	▲	+50.0%	+1
	Abstract	AJ	1	▲	-	+1
	Admin License	AL	1	▲	-	+1
	Protective Order	PO	1	↔	-	-
	Other	OT	0	▼	-100.0%	-1
	Preliminary Protective Order	PP	0	▼	-100.0%	-1
	Total		35	▲	12.9%	+4
Civil Commitments	Temporary Detention Order	TD	1	▲	-	+1
	Total		1	▲	-	+1
GRAND TOTAL			469	▲	28.8%	+105

Filings by Major Case Category**

Category	Summary	Change	% Change	Absolute Change
Felony	3	▲	+50.0%	+1
Garnishment	3	▼	-57.1%	-4
General Civil	26	▲	+36.8%	+7
Infraction/Civil Violation	370	▼	+25.9%	+76
Landlord /Tenant	3	▲	+50.0%	+1
Misdemeanor	56	▲	+64.7%	+22
Other	7	▲	+75.0%	+3
Protective Orders	1	▼	-50.0%	-1
GRAND TOTAL	469	▲	28.8%	+105

* Compared to same time period as previous year

** Case Type Categories are defined in the 2017 Virginia Judicial Workload Assessment



Source: SCV-SQL-Information

CPSS - GCMS CASELOAD STATISTICS OF THE GENERAL DISTRICT COURTS

January 2024 thru May 2024 Filings (Compared to January 2023 thru May 2023)

Rockbridge

District: 25 FIPS: 163

2024 Overall GRAND TOTAL		Distribution of Caseload			Change*		Percentage (%) of Caseload		
4,135	-316	Criminal	606	15%	15.4% ▲	+81	Criminal	2023	2024
		Traffic	3,015	73%	-10.6% ▼	-359	Traffic	11.8%	14.7%
		Civil	469	11%	-8.0% ▼	-41	Civil	75.8%	72.9%
		Civil Commitments	45	1%	7.1% ▲	+3	Civil Commitments	11.5%	11.3%
		GRAND TOTAL	4,135	100%	-7.1% ▼	-316	GRAND TOTAL	0.9%	1.1%
							GRAND TOTAL	100%	100%

Filings by Division & Code

Division	Case Type Description	Code	Summary	Change	% Change	Absolute Change
Criminal	Misdemeanor	M	364	▲	+18.6%	+57
	Felony	F	159	▲	+8.2%	+12
	Capias	CA	57	▲	+23.9%	+11
	Show Cause	SC	17	▲	+6.3%	+1
	Civil Violation	CV	9	↔		-
	Total			606	▲	15.4%
Traffic	Infraction	I	2,314	▲	+2.3%	+52
	Misdemeanor	M	672	▼	-37.4%	-401
	Capias	CA	15	▼	-34.8%	-8
	Felony	F	7	▼	-30.0%	-3
	Show Cause	SC	7	▲	+40.0%	+2
	Other	O	0	▼	-100.0%	-1
	Total			3,015	▼	-10.6%
Civil	Warrant in Debt	WD	170	▼	-11.0%	-21
	Garnishment	GA	120	▼	-15.5%	-22
	Unlawful Detainer	UD	59	↔		-
	Other	OT	33	▲	+43.5%	+10
	Detinue	DT	32	▼	-33.3%	-16
	Preliminary Protective Order	PP	14	▲	+16.7%	+2
	Protective Order	PO	10	↔		-
	Admin License	AL	8	▼	-27.3%	-3
	Show Cause	SC	5	↔		-
	Impoundment	IM	4	▲	-	+4
	Abstract	AJ	3	▲	-	+3
	Counter Claim	CC	2	▲	-	+2
	Interrogatory	IN	2	▼	-33.3%	-1
	Petition-Restore Arms	PR	2	▲	-	+2
	Zoning Violation	ZO	2	▲	+100.0%	+1
	Bond Forfeiture	BF	1	▼	-75.0%	-3
	Overweight	OC	1	▲	-	+1
	Tenants Assertion	TA	1	▲	-	+1
	Motion for Judgment	MJ	0	▼	-100.0%	-1
Total			469	▼	-8.0%	-41
Civil Commitments	Temporary Detention Order	TD	32	▲	+14.3%	+4
	Emergency Custody Order	EC	13	▼	-7.1%	-1
	Total			45	▲	7.1%
GRAND TOTAL			4,135	▼	-7.1%	-316

Filings by Major Case Category**

Category	Summary	Change	% Change	Absolute Change
Felony	166	▼	+5.7%	+9
Garnishment	122	▼	-15.9%	-23
General Civil	205	▲	-14.9%	-36
Infraction/Civil Violation	2,324	▲	+2.3%	+52
Landlord /Tenant	60	▲	+1.7%	+1
Misdemeanor	1,038	▲	-24.8%	-343
Other	196	▲	+12.6%	+22

* Compared to same time period as previous year

** Case Type Categories are defined in the 2017 Virginia Judicial Workload Assessment

CPSS - GCMS CASELOAD STATISTICS OF THE GENERAL DISTRICT COURTS
January 2024 thru May 2024 Filings (Compared to January 2023 thru May 2023)

Protective Orders	24	▲	+9.1%	+2
GRAND TOTAL	4,135	▼	-7.1%	-316

* Compared to same time period as previous year



** Case Type Categories are defined in the 2017 Virginia Judicial Workload Assessment
Source: SCV-SQL-Information

CPSS - GCMS CASELOAD STATISTICS OF THE GENERAL DISTRICT COURTS

January 2024 thru May 2024 Filings (Compared to January 2023 thru May 2023)

Staunton

District: 25 FIPS: 790

2024 Overall GRAND TOTAL		Distribution of Caseload			Change*		Percentage (%) of Caseload		
3,797	-64	Criminal	645	17%	-6.0% ▼	-41	Criminal	2023	2024
		Traffic	1,698	45%	-12.6% ▼	-245	Traffic	17.8%	17.0%
		Civil	759	20%	26.3% ▲	+158	Civil	50.3%	44.7%
		Civil Commitments	695	18%	10.1% ▲	+64	Civil Commitments	15.6%	20.0%
		GRAND TOTAL	3,797	100%	-1.7% ▼	-64	GRAND TOTAL	16.3%	18.3%
							GRAND TOTAL	100%	100%

Filings by Division & Code

Division	Case Type Description	Code	Summary	Change	% Change	Absolute Change
Criminal	Misdemeanor	M	306	▼	-1.3%	-4
	Felony	F	192	▼	-18.3%	-43
	Capias	CA	80	▼	-8.0%	-7
	Show Cause	SC	34	▲	+6.3%	+2
	Civil Violation	CV	31	▲	+82.4%	+14
	Motion	MO	1	▼	-80.0%	-4
	Restricted Operators License	RL	1	▲	-	+1
	Total			645	▼	-6.0%
Traffic	Infraction	I	1,396	▼	-8.2%	-125
	Misdemeanor	M	222	▼	-23.7%	-69
	Capias	CA	46	▼	-48.3%	-43
	Other	O	14	▼	-48.1%	-13
	Show Cause	SC	12	▲	+140.0%	+7
	Felony	F	5	▼	-16.7%	-1
	Restricted Operators License	RL	2	▲	+100.0%	+1
	Motion	MO	1	▲	-	+1
	Civil Violation	CV	0	▼	-100.0%	-3
Total			1,698	▼	-12.6%	-245
Civil	Warrant in Debt	WD	304	▲	+67.0%	+122
	Garnishment	GA	186	▲	+3.9%	+7
	Unlawful Detainer	UD	123	▲	+16.0%	+17
	Other	OT	26	▲	+13.0%	+3
	Preliminary Protective Order	PP	26	▲	+160.0%	+16
	Detinue	DT	22	▲	+46.7%	+7
	Protective Order	PO	21	▲	+110.0%	+11
	Interrogatory	IN	14	▼	-46.2%	-12
	Admin License	AL	11	▼	-8.3%	-1
	Abstract	AJ	8	▼	-50.0%	-8
	Impoundment	IM	6	▲	+200.0%	+4
	Motion for Judgment	MJ	4	↔	-	-
	Show Cause	SC	4	▼	-63.6%	-7
	Counter Claim	CC	2	▲	-	+2
	Capias	CA	1	▼	-50.0%	-1
	Tenants Assertion	TA	1	▲	-	+1
	Bond Forfeiture	BF	0	▼	-100.0%	-1
Cross Claim	CR	0	▼	-100.0%	-1	
Petition-Restore Arms	PR	0	▼	-100.0%	-1	
Total			759	▲	26.3%	+158
Civil Commitments	Mental Commitment	MC	417	▲	+4.0%	+16
	Other	OT	158	▲	+25.4%	+32
	Temporary Detention Order	TD	63	▼	-6.0%	-4
	Emergency Custody Order	EC	35	▲	+40.0%	+10
	Petition	PT	22	▲	+83.3%	+10
Total			695	▲	10.1%	+64
GRAND TOTAL			3,797	▼	-1.7%	-64

* Compared to same time period as previous year

** Case Type Categories are defined in the 2017 Virginia Judicial Workload Assessment

Filings by Major Case Category**

Category	Summary	Change	% Change	Absolute Change
Felony	197	▼	-18.3%	-44
Garnishment	200	▼	-2.4%	-5
General Civil	333	▲	+64.0%	+130
Infraction/Civil Violation	1,441	▼	-8.1%	-127
Involuntary Civil Commitments	180	▲	+30.4%	+42
Landlord /Tenant	124	▲	+17.0%	+18
Misdemeanor	531	▲	-11.8%	-71
Other	744	▲	-4.4%	-34
Protective Orders	47	▲	+135.0%	+27
GRAND TOTAL	3,797	▼	-1.7%	-64

* Compared to same time period as previous year

** Case Type Categories are defined in the 2017 Virginia Judicial Workload Assessment
 Source: SCV-SQL-Information

2024 Overall GRAND TOTAL		Distribution of Caseload			Change*		Percentage (%) of Caseload			
2024	2,584	+266	Criminal	418	16%	-0.5% ▼	-2	Criminal	2023	2024
			Traffic	755	29%	57.0% ▲	+274	Traffic	18.1%	16.2%
2023			Civil	1,325	51%	-2.4% ▲	-33	Civil	20.8%	29.2%
			Civil Commitments	86	3%	45.8% ▲	+27	Civil Commitments	58.6%	51.3%
			GRAND TOTAL	2,584	100%	11.5% ▲	+266	GRAND TOTAL	2.5%	3.3%
								GRAND TOTAL	100%	100%

Filings by Division & Code

Division	Case Type Description	Code	Summary	Change	% Change	Absolute Change
Criminal	Misdemeanor	M	222	▲	+13.3%	+26
	Felony	F	117	▼	-13.3%	-18
	Capias	CA	56	▼	-22.2%	-16
	Show Cause	SC	19	▲	+58.3%	+7
	Civil Violation	CV	4	▼	-20.0%	-1
	Total			418	▼	-0.5%
Traffic	Infraction	I	492	▲	+65.7%	+195
	Misdemeanor	M	194	▲	+44.8%	+60
	Capias	CA	51	▲	+183.3%	+33
	Show Cause	SC	9	▼	-52.6%	-10
	Civil Violation	CV	4	▲	+33.3%	+1
	Felony	F	4	▼	-33.3%	-2
	Restricted Operators License	RL	1	▼	-75.0%	-3
	Total			755	▲	57.0%
Civil	Warrant in Debt	WD	778	▼	-2.3%	-18
	Garnishment	GA	208	▼	-1.0%	-2
	Unlawful Detainer	UD	166	▲	+18.6%	+26
	Detinue	DT	56	▼	-37.8%	-34
	Other	OT	31	▼	-27.9%	-12
	Preliminary Protective Order	PP	21	▼	-8.7%	-2
	Show Cause	SC	14	↔		-
	Admin License	AL	13	▲	+62.5%	+5
	Abstract	AJ	10	▲	+66.7%	+4
	Interrogatory	IN	10	▼	-37.5%	-6
	Detinue Seizure	DZ	5	▲	-	+5
	Motion for Judgment	MJ	5	▲	+400.0%	+4
	Protective Order	PO	5	▼	-28.6%	-2
	Capias	CA	1	↔		-
	Counter Claim	CC	1	▲	-	+1
	Impoundment	IM	1	▼	-50.0%	-1
	Tenants Assertion	TA	0	▼	-100.0%	-1
Total			1,325	▼	-2.4%	-33
Civil Commitments	Temporary Detention Order	TD	60	▲	+36.4%	+16
	Emergency Custody Order	EC	26	▲	+73.3%	+11
	Total			86	▲	45.8%
GRAND TOTAL			2,584	▲	11.5%	+266

Filings by Major Case Category**

Category	Summary	Change	% Change	Absolute Change
Felony	121	▼	-14.2%	-20
Garnishment	218	▼	-3.5%	-8
General Civil	844	▲	-4.8%	-43
Infraction/Civil Violation	500	▲	+63.9%	+195
Landlord /Tenant	166	▼	+17.7%	+25
Misdemeanor	417	▼	+24.9%	+83
Other	292	▲	+15.0%	+38
Protective Orders	26	▼	-13.3%	-4

* Compared to same time period as previous year

** Case Type Categories are defined in the 2017 Virginia Judicial Workload Assessment

Source: SCV-SQL-Information

CPSS - GCMS CASELOAD STATISTICS OF THE GENERAL DISTRICT COURTS

January 2024 thru May 2024 Filings (Compared to January 2023 thru May 2023)

Waynesboro

District: 25 FIPS: 820

GRAND TOTAL

2,584


▲

11.5%

+266

* Compared to same time period as previous year

** Case Type Categories are defined in the 2017 Virginia Judicial Workload Assessment
Source: SCV-SQL-Information

2024 Overall GRAND TOTAL		Distribution of Caseload			Change*		Percentage (%) of Caseload		
1,563	-278	Criminal	150	10%	-17.1% ▼	-31	Criminal	2023 9.8%	2024 9.6%
		Traffic	1,246	80%	-18.8% ▼	-288	Traffic	83.3%	79.7%
2024		Civil	161	10%	33.1% ▲	+40	Civil	6.6%	10.3%
2023		Civil Commitments	6	0%	20.0% ▲	+1	Civil Commitments	0.3%	0.4%
		GRAND TOTAL	1,563	100%	-15.1% ▼	-278	GRAND TOTAL	100%	100%

Filings by Division & Code

Division	Case Type Description	Code	Summary	Change	% Change	Absolute Change
Criminal	Misdemeanor	M	93	▼	-25.6%	-32
	Felony	F	23	▲	+4.5%	+1
	Show Cause	SC	14	▼	-26.3%	-5
	Civil Violation	CV	8	↔		-
	Capias	CA	7	▲	+250.0%	+5
	Motion	MO	5	▲	+66.7%	+2
	Restricted Operators License	RL	0	▼	-100.0%	-2
	Total			150	▼	-17.1%
Traffic	Infraction	I	1,063	▼	-17.7%	-228
	Misdemeanor	M	173	▼	-27.0%	-64
	Felony	F	4	▲	+33.3%	+1
	Show Cause	SC	3	▲	+200.0%	+2
	Capias	CA	2	↔		-
	Motion	MO	1	▲	-	+1
Total			1,246	▼	-18.8%	-288
Civil	Warrant in Debt	WD	74	▲	+21.3%	+13
	Garnishment	GA	35	▲	+29.6%	+8
	Admin License	AL	24	▲	+118.2%	+13
	Unlawful Detainer	UD	9	▼	-40.0%	-6
	Other	OT	7	▲	+250.0%	+5
	Preliminary Protective Order	PP	5	▲	-	+5
	Impoundment	IM	2	▲	+100.0%	+1
	Protective Order	PO	2	▲	-	+2
	Abstract	AJ	1	▲	-	+1
	Detinue	DT	1	↔		-
	Motion for Judgment	MJ	1	▲	-	+1
	Interrogatory	IN	0	▼	-100.0%	-2
	Show Cause	SC	0	▼	-100.0%	-1
Total			161	▲	33.1%	+40
Civil Commitments	Temporary Detention Order	TD	5	▲	+25.0%	+1
	Emergency Custody Order	EC	1	↔		-
Total			6	▲	20.0%	+1
GRAND TOTAL			1,563	▼	-15.1%	-278

Filings by Major Case Category**

Category	Summary	Change	% Change	Absolute Change
Felony	27	▲	+8.0%	+2
Garnishment	35	▼	+20.7%	+6
General Civil	78	▲	+23.8%	+15
Infraction/Civil Violation	1,071	▼	-17.6%	-228
Landlord /Tenant	9	▼	-40.0%	-6
Misdemeanor	266	▼	-26.9%	-98
Other	70	▲	+52.2%	+24
Protective Orders	7	▲	-	+7
GRAND TOTAL	1,563	▼	-15.1%	-278



* Compared to same time period as previous year

** Case Type Categories are defined in the 2017 Virginia Judicial Workload Assessment

Source: SCV-SQL-Information

CPSS - GCMS CASELOAD STATISTICS OF THE GENERAL DISTRICT COURTS

January 2024 thru May 2024 Filings (Compared to January 2023 thru May 2023)

2024 Overall GRAND TOTAL		Distribution of Caseload			Change*		Percentage (%) of Caseload		
7,212	+447	Criminal	1,193	17%	-10.5% ▼	-140	Criminal	2023	2024
		Traffic	4,446	62%	8.9% ▲	+365	Traffic	19.7%	16.5%
		Civil	1,528	21%	17.3% ▲	+225	Civil	60.3%	61.6%
		Civil Commitments	45	1%	-6.3% ▼	-3	Civil Commitments	19.3%	21.2%
		GRAND TOTAL	7,212	100%	6.6% ▲	+447	GRAND TOTAL	0.7%	0.6%
							GRAND TOTAL	100%	100%

Filings by Division & Code

Division	Case Type Description	Code	Summary	Change	% Change	Absolute Change
Criminal	Misdemeanor	M	684	▲	+22.6%	+126
	Felony	F	236	▼	-55.4%	-293
	Show Cause	SC	131	▲	+22.4%	+24
	Capias	CA	110	▲	+8.9%	+9
	Civil Violation	CV	32	▼	-15.8%	-6
	Total			1,193	▼	-10.5%
Traffic	Infraction	I	3,435	▲	+10.0%	+312
	Misdemeanor	M	909	▲	+3.6%	+32
	Capias	CA	52	▲	+20.9%	+9
	Show Cause	SC	28	▲	+75.0%	+12
	Felony	F	20	▲	+11.1%	+2
	Civil Violation	CV	1	▼	-66.7%	-2
	Other	O	1	↔		-
	Total			4,446	▲	8.9%
Civil	Warrant in Debt	WD	732	▲	+45.8%	+230
	Garnishment	GA	419	▲	+15.4%	+56
	Unlawful Detainer	UD	102	▲	+3.0%	+3
	Admin License	AL	63	▼	-25.0%	-21
	Other	OT	41	▲	+41.4%	+12
	Motor Carrier	MC	31	▼	-36.7%	-18
	Overweight	OC	30	▼	-26.8%	-11
	Protective Order	PO	25	▲	+19.0%	+4
	Preliminary Protective Order	PP	22	▲	+29.4%	+5
	Show Cause	SC	19	▼	-17.4%	-4
	Interrogatory	IN	11	▲	+266.7%	+8
	Bond Forfeiture	BF	10	▼	-9.1%	-1
	Impoundment	IM	10	▼	-67.7%	-21
	Abstract	AJ	8	▼	-68.0%	-17
	Petition-Restore Arms	PR	3	▲	+200.0%	+2
	Detinue	DT	2	▲	+100.0%	+1
	Capias	CA	0	▼	-100.0%	-1
	Motion for Judgment	MJ	0	▼	-100.0%	-1
	Tenants Assertion	TA	0	▼	-100.0%	-1
	Total			1,528	▲	17.3%
Civil Commitments	Temporary Detention Order	TD	33	▼	-2.9%	-1
	Emergency Custody Order	EC	12	▼	-14.3%	-2
	Total		45	▼	-6.3%	-3
GRAND TOTAL			7,212	▲	6.6%	+447

Filings by Major Case Category**

Category	Summary	Change	% Change	Absolute Change
Felony	256	▼	-53.2%	-291
Garnishment	430	▲	+17.5%	+64
General Civil	741	▲	+44.7%	+229
Infraction/Civil Violation	3,530	▼	+8.4%	+275
Landlord /Tenant	102	▼	+2.0%	+2
Misdemeanor	1,593	▲	+11.0%	+158
Other	513	▼	+0.2%	+1

* Compared to same time period as previous year

** Case Type Categories are defined in the 2017 Virginia Judicial Workload Assessment

CPSS - GCMS CASELOAD STATISTICS OF THE GENERAL DISTRICT COURTS

January 2024 thru May 2024 Filings (Compared to January 2023 thru May 2023)

Frederick

District: 26 FIPS: 069

Protective Orders	47	▲	+23.7%	+9
GRAND TOTAL	7,212	▲	6.6%	+447

* Compared to same time period as previous year

** Case Type Categories are defined in the 2017 Virginia Judicial Workload Assessment
Source: SCV-SQL-Information

2024 Overall GRAND TOTAL		Distribution of Caseload			Change*		Percentage (%) of Caseload			
2024	2,786	Criminal	326	12%	-25.7%	▼	-113	Criminal	2023	2024
		Traffic	1,974	71%	32.4%	▲	+483	Traffic	18.0%	11.7%
2023	+353	Civil	452	16%	-6.0%	▲	-29	Civil	61.3%	70.9%
		Civil Commitments	34	1%	54.5%	▲	+12	Civil Commitments	19.8%	16.2%
		GRAND TOTAL	2,786	100%	14.5%	▲	+353	GRAND TOTAL	100%	100%

Filings by Division & Code

Division	Case Type Description	Code	Summary	Change	% Change	Absolute Change
Criminal	Misdemeanor	M	145	▼	-33.2%	-72
	Felony	F	132	▼	-15.9%	-25
	Show Cause	SC	23	▼	-4.2%	-1
	Capias	CA	17	▼	-29.2%	-7
	Civil Violation	CV	8	▼	-46.7%	-7
	Motion	MO	1	▲	-	+1
	Restricted Operators License	RL	0	▼	-100.0%	-2
	Total			326	▼	-25.7%
Traffic	Infraction	I	1,643	▲	+51.6%	+559
	Misdemeanor	M	316	▼	-16.4%	-62
	Show Cause	SC	9	▼	-25.0%	-3
	Capias	CA	4	▼	-66.7%	-8
	Felony	F	2	▼	-33.3%	-1
	Restricted Operators License	RL	0	▼	-100.0%	-2
	Total			1,974	▲	32.4%
Civil	Garnishment	GA	170	▲	+11.1%	+17
	Warrant in Debt	WD	160	▼	-16.2%	-31
	Unlawful Detainer	UD	41	▲	+7.9%	+3
	Other	OT	22	▼	-35.3%	-12
	Preliminary Protective Order	PP	16	▲	+100.0%	+8
	Detinue	DT	11	▼	-15.4%	-2
	Admin License	AL	7	▼	-61.1%	-11
	Protective Order	PO	7	▼	-12.5%	-1
	Abstract	AJ	6	▲	+200.0%	+4
	Impoundment	IM	4	▲	+300.0%	+3
	Show Cause	SC	4	↔	-	-
	Counter Claim	CC	2	↔	-	-
	Interrogatory	IN	1	▼	-83.3%	-5
	Petition-Restore Arms	PR	1	▲	-	+1
	Motion for Judgment	MJ	0	▼	-100.0%	-1
	Restricted Operators License	RL	0	▼	-100.0%	-1
Third Party Claim	TH	0	▼	-100.0%	-1	
Total			452	▼	-6.0%	-29
Civil Commitments	Temporary Detention Order	TD	26	▲	+100.0%	+13
	Emergency Custody Order	EC	8	▼	-11.1%	-1
	Total		34	▲	54.5%	+12
GRAND TOTAL			2,786	▲	14.5%	+353

Filings by Major Case Category**

Category	Summary	Change	% Change	Absolute Change
Felony	134	▼	-16.3%	-26
Garnishment	171	▼	+7.5%	+12
General Civil	172	▲	-16.5%	-34
Infraction/Civil Violation	1,651	▲	+50.2%	+552
Landlord /Tenant	41	▲	+7.9%	+3
Misdemeanor	461	▼	-23.2%	-139
Other	133	▲	-14.2%	-22

* Compared to same time period as previous year

** Case Type Categories are defined in the 2017 Virginia Judicial Workload Assessment



CPSS - GCMS CASELOAD STATISTICS OF THE GENERAL DISTRICT COURTS

January 2024 thru May 2024 Filings (Compared to January 2023 thru May 2023)

Protective Orders	23	▲	+43.8%	+7
GRAND TOTAL	2,786	▲	14.5%	+353

* Compared to same time period as previous year

** Case Type Categories are defined in the 2017 Virginia Judicial Workload Assessment
Source: SCV-SQL-Information

2024 Overall GRAND TOTAL		Distribution of Caseload			Change*		Percentage (%) of Caseload			
14,312	-1,016	Criminal	2,363	17%	-8.1%	▼	-209	Criminal	2023	2024
		Traffic	8,459	59%	-8.4%	▼	-777	Traffic	16.8%	16.5%
		Civil	3,196	22%	-1.3%	▼	-43	Civil	60.3%	59.1%
		Civil Commitments	294	2%	4.6%	▲	+13	Civil Commitments	21.1%	22.3%
		GRAND TOTAL	14,312	100%	-6.6%	▼	-1,016	GRAND TOTAL	100%	100%

Filings by Division & Code

Division	Case Type Description	Code	Summary	Change	% Change	Absolute Change
Criminal	Misdemeanor	M	1,325	▲	+0.1%	+1
	Felony	F	619	▼	-26.5%	-223
	Capias	CA	197	▲	+7.7%	+14
	Show Cause	SC	154	▼	-0.6%	-1
	Civil Violation	CV	68	▲	+1.5%	+1
	Restricted Operators License	RL	0	▼	-100.0%	-1
	Total			2,363	▼	-8.1%
Traffic	Infraction	I	6,220	▼	-12.3%	-875
	Misdemeanor	M	2,041	▼	-1.1%	-23
	Civil Violation	CV	115	▲	+11,400.0%	+114
	Capias	CA	28	▲	+33.3%	+7
	Felony	F	26	▼	-3.7%	-1
	Show Cause	SC	25	▲	+8.7%	+2
	Restricted Operators License	RL	4	↔		-
	Other	O	0	▼	-100.0%	-1
Total			8,459	▼	-8.4%	-777
Civil	Warrant in Debt	WD	1,392	▲	+10.6%	+133
	Garnishment	GA	577	▼	-2.7%	-16
	Unlawful Detainer	UD	477	▼	-12.2%	-66
	Admin License	AL	133	▲	+26.7%	+28
	Impoundment	IM	115	▲	+101.8%	+58
	Other	OT	98	▲	-5.8%	-6
	Detinue	DT	74	▼	-16.9%	-15
	Preliminary Protective Order	PP	71	▼	-20.2%	-18
	Interrogatory	IN	64	▼	-31.9%	-30
	Bond Forfeiture	BF	53	▲	+3.9%	+2
	Protective Order	PO	52	▼	-37.3%	-31
	Show Cause	SC	46	▼	-48.3%	-43
	Abstract	AJ	25	▼	-61.5%	-40
	Motion for Judgment	MJ	10	▲	+42.9%	+3
	Capias	CA	3	▲	+200.0%	+2
	Overweight	OC	2	▲	+100.0%	+1
	Petition-Restore Arms	PR	2	▼	-33.3%	-1
	Counter Claim	CC	1	▼	-75.0%	-3
	Tenants Assertion	TA	1	▼	-50.0%	-1
Total			3,196	▼	-1.3%	-43
Civil Commitments	Temporary Detention Order	TD	122	▲	+6.1%	+7
	Mental Commitment	MC	73	▲	+10.6%	+7
	Emergency Custody Order	EC	65	▲	+4.8%	+3
	Petition	PT	19	▼	-29.6%	-8
	Other	OT	13	▲	+18.2%	+2
	Medical Emergency Temporary Detention Order	MT	2	▲	-	+2
Total			294	▲	4.6%	+13
GRAND TOTAL			14,312	▼	-6.6%	-1,016

* Compared to same time period as previous year



** Case Type Categories are defined in the 2017 Virginia Judicial Workload Assessment

Filings by Major Case Category**

Category	Summary	Change	% Change	Absolute Change
Felony	645	▼	-25.8%	-224
Garnishment	641	▼	-6.7%	-46
General Civil	1,502	▲	+9.5%	+130
Infraction/Civil Violation	6,405	▲	-10.6%	-760
Involuntary Civil Commitments	32	▼	-15.8%	-6
Landlord /Tenant	478	▼	-12.3%	-67
Misdemeanor	3,370	▼	-0.7%	-23
Other	1,116	▲	+2.7%	+29
Protective Orders	123	▼	-28.5%	-49
GRAND TOTAL	14,312	▼	-6.6%	-1,016

* Compared to same time period as previous year

** Case Type Categories are defined in the 2017 Virginia Judicial Workload Assessment
 Source: SCV-SQL-Information

2024 Overall GRAND TOTAL		Distribution of Caseload			Change*		Percentage (%) of Caseload		
5,293	+1,217	Criminal	625	12%	3.0% ▲	+18	Criminal	2023	2024
		Traffic	3,842	73%	45.9% ▲	+1,209	Traffic	14.9%	11.8%
		Civil	793	15%	-2.2% ▼	-18	Civil	64.6%	72.6%
		Civil Commitments	33	1%	32.0% ▲	+8	Civil Commitments	19.9%	15.0%
		GRAND TOTAL	5,293	100%	29.9% ▲	+1,217	GRAND TOTAL	0.6%	0.6%
							GRAND TOTAL	100%	100%

Filings by Division & Code

Division	Case Type Description	Code	Summary	Change	% Change	Absolute Change
Criminal	Misdemeanor	M	332	▲	+5.1%	+16
	Felony	F	165	▲	+5.8%	+9
	Show Cause	SC	52	▲	+62.5%	+20
	Capias	CA	39	▼	-45.8%	-33
	Civil Violation	CV	30	▲	+3.4%	+1
	Motion	MO	7	▲	+250.0%	+5
	Total			625	▲	3.0%
Traffic	Infraction	I	2,950	▲	+58.4%	+1,088
	Misdemeanor	M	839	▲	+15.1%	+110
	Capias	CA	21	▼	-12.5%	-3
	Show Cause	SC	17	▲	+70.0%	+7
	Felony	F	13	▲	+62.5%	+5
	Civil Violation	CV	1	▲	-	+1
	Motion	MO	1	▲	-	+1
Total			3,842	▲	45.9%	+1,209
Civil	Warrant in Debt	WD	346	▼	-4.2%	-15
	Garnishment	GA	255	▲	+12.3%	+28
	Unlawful Detainer	UD	79	▼	-12.2%	-11
	Admin License	AL	27	▲	+3.8%	+1
	Other	OT	27	▲	+3.8%	+1
	Show Cause	SC	15	▲	+87.5%	+7
	Bond Forfeiture	BF	11	▼	-15.4%	-2
	Abstract	AJ	7	▼	-41.7%	-5
	Preliminary Protective Order	PP	7	▼	-46.2%	-6
	Protective Order	PO	6	▼	-25.0%	-2
	Impoundment	IM	5	▼	-37.5%	-3
	Interrogatory	IN	4	▼	-55.6%	-5
	Detinue	DT	2	▼	-60.0%	-3
	Capias	CA	1	↔	-	-
	Tenants Assertion	TA	1	▲	-	+1
	Counter Claim	CC	0	▼	-100.0%	-1
	Motion for Judgment	MJ	0	▼	-100.0%	-2
	Restricted Operators License	RL	0	▼	-100.0%	-1
	Total			793	▼	-2.2%
Civil Commitments	Temporary Detention Order	TD	19	▲	+11.8%	+2
	Emergency Custody Order	EC	14	▲	+75.0%	+6
	Total			33	▲	32.0%
GRAND TOTAL			5,293	▲	29.9%	+1,217

Filings by Major Case Category**

Category	Summary	Change	% Change	Absolute Change
Felony	178	▲	+8.5%	+14
Garnishment	259	▼	+9.7%	+23
General Civil	352	▼	-5.1%	-19
Infraction/Civil Violation	2,981	▲	+57.6%	+1,090
Landlord /Tenant	80	▲	-11.1%	-10
Misdemeanor	1,171	▼	+12.0%	+125
Other	259	▲	+0.8%	+2

* Compared to same time period as previous year

** Case Type Categories are defined in the 2017 Virginia Judicial Workload Assessment

CPSS - GCMS CASELOAD STATISTICS OF THE GENERAL DISTRICT COURTS
January 2024 thru May 2024 Filings (Compared to January 2023 thru May 2023)

Protective Orders	13	▼	-38.1%	-8
GRAND TOTAL	5,293	▲	29.9%	+1,217

* Compared to same time period as previous year


** Case Type Categories are defined in the 2017 Virginia Judicial Workload Assessment
Source: SCV-SQL-Information

CPSS - GCMS CASELOAD STATISTICS OF THE GENERAL DISTRICT COURTS

January 2024 thru May 2024 Filings (Compared to January 2023 thru May 2023)

Warren

District: 26 FIPS: 187

2024 Overall GRAND TOTAL		Distribution of Caseload			Change*		Percentage (%) of Caseload		
4,313 +260 	Criminal	1,011	23%	14.8% ▲	+130	Criminal	2023: 21.7%	2024: 23.4%	
	Traffic	2,192	51%	-4.1% ▼	-93	Traffic	56.4%	50.8%	
	Civil	1,049	24%	25.3% ▲	+212	Civil	20.7%	24.3%	
	Civil Commitments	61	1%	22.0% ▲	+11	Civil Commitments	1.2%	1.4%	
	GRAND TOTAL	4,313	100%	6.4% ▲	+260	GRAND TOTAL	100%	100%	

Filings by Division & Code

Division	Case Type Description	Code	Summary	Change	% Change	Absolute Change
Criminal	Misdemeanor	M	565	▲	+24.2%	+110
	Felony	F	271	▲	+24.3%	+53
	Capias	CA	66	▼	-25.8%	-23
	Show Cause	SC	66	▼	-26.7%	-24
	Civil Violation	CV	43	▲	+53.6%	+15
	Restricted Operators License	RL	0	▼	-100.0%	-1
	Total			1,011	▲	14.8%
Traffic	Infraction	I	1,649	▼	-5.7%	-99
	Misdemeanor	M	512	▲	+5.6%	+27
	Show Cause	SC	13	▼	-18.8%	-3
	Capias	CA	12	▼	-55.6%	-15
	Felony	F	6	▼	-14.3%	-1
	Civil Violation	CV	0	▼	-100.0%	-2
	Total			2,192	▼	-4.1%
Civil	Warrant in Debt	WD	433	▲	+27.7%	+94
	Garnishment	GA	268	▲	+32.0%	+65
	Unlawful Detainer	UD	97	▼	-12.6%	-14
	Impoundment	IM	73	▲	+49.0%	+24
	Admin License	AL	47	▲	+27.0%	+10
	Interrogatory	IN	23	▲	+360.0%	+18
	Other	OT	23	▲	+4.5%	+1
	Detinue	DT	22	▲	+57.1%	+8
	Show Cause	SC	19	▲	+111.1%	+10
	Abstract	AJ	12	▼	-7.7%	-1
	Preliminary Protective Order	PP	12	▼	-7.7%	-1
	Protective Order	PO	10	↔		-
	Bond Forfeiture	BF	6	▲	+50.0%	+2
	Overweight	OC	2	▲	-	+2
	Petition-Restore Arms	PR	1	↔		-
	Tenants Assertion	TA	1	▲	-	+1
	Capias	CA	0	▼	-100.0%	-3
	Counter Claim	CC	0	▼	-100.0%	-2
	Motion for Judgment	MJ	0	▼	-100.0%	-1
	Restricted Operators License	RL	0	▼	-100.0%	-1
Total			1,049	▲	25.3%	+212
Civil Commitments	Temporary Detention Order	TD	35	▼	-7.9%	-3
	Emergency Custody Order	EC	26	▲	+116.7%	+14
	Total		61	▲	22.0%	+11
GRAND TOTAL			4,313	▲	6.4%	+260

Filings by Major Case Category**

Category	Summary	Change	% Change	Absolute Change
Felony	277	▲	+23.1%	+52
Garnishment	291	▲	+39.9%	+83
General Civil	461	▲	+28.4%	+102
Infraction/Civil Violation	1,694	▲	-4.7%	-84
Landlord /Tenant	98	▲	-11.7%	-13
Misdemeanor	1,077	▼	+14.3%	+135

* Compared to same time period as previous year

** Case Type Categories are defined in the 2017 Virginia Judicial Workload Assessment

CPSS - GCMS CASELOAD STATISTICS OF THE GENERAL DISTRICT COURTS

January 2024 thru May 2024 Filings (Compared to January 2023 thru May 2023)

Warren

District: 26 FIPS: 187

Other	393	▲	-3.4%	-14
Protective Orders	22	▼	-4.3%	-1
GRAND TOTAL	4,313	▲	6.4%	+260

* Compared to same time period as previous year


** Case Type Categories are defined in the 2017 Virginia Judicial Workload Assessment
Source: SCV-SQL-Information

CPSS - GCMS CASELOAD STATISTICS OF THE GENERAL DISTRICT COURTS

January 2024 thru May 2024 Filings (Compared to January 2023 thru May 2023)

Winchester

District: 26 FIPS: 840

2024 Overall GRAND TOTAL		Distribution of Caseload			Change*		Percentage (%) of Caseload		
4,866 +499 	Criminal	1,145	24%	16.8% ▲	+165	Criminal	2023: 22.4%	2024: 23.5%	
	Traffic	1,924	40%	7.4% ▲	+133	Traffic	41.0%	39.5%	
	Civil	1,642	34%	12.5% ▲	+182	Civil	33.4%	33.7%	
	Civil Commitments	155	3%	14.0% ▲	+19	Civil Commitments	3.1%	3.2%	
	GRAND TOTAL	4,866	100%	11.4% ▲	+499	GRAND TOTAL	100%	100%	

Filings by Division & Code

Division	Case Type Description	Code	Summary	Change	% Change	Absolute Change
Criminal	Misdemeanor	M	676	▲	+22.0%	+122
	Felony	F	259	▲	+14.6%	+33
	Capias	CA	117	▲	+11.4%	+12
	Show Cause	SC	78	▼	-2.5%	-2
	Civil Violation	CV	15	↔		-
	Total			1,145	▲	16.8%
Traffic	Infraction	I	1,365	▲	+7.5%	+95
	Misdemeanor	M	438	▲	+13.8%	+53
	Other	O	82	▼	-18.0%	-18
	Show Cause	SC	16	▲	+77.8%	+7
	Capias	CA	15	▼	-25.0%	-5
	Felony	F	8	▲	+33.3%	+2
	Civil Violation	CV	0	▼	-100.0%	-1
	Total			1,924	▲	7.4%
Civil	Warrant in Debt	WD	637	▲	+26.6%	+134
	Garnishment	GA	573	▼	-1.4%	-8
	Unlawful Detainer	UD	166	▲	+17.7%	+25
	Admin License	AL	79	▲	+58.0%	+29
	Detinue	DT	40	▼	-14.9%	-7
	Abstract	AJ	31	▲	+55.0%	+11
	Other	OT	28	▼	-17.6%	-6
	Protective Order	PO	22	▲	+29.4%	+5
	Preliminary Protective Order	PP	19	▲	+46.2%	+6
	Impoundment	IM	14	▲	+366.7%	+11
	Bond Forfeiture	BF	12	▲	+9.1%	+1
	Show Cause	SC	9	▼	-50.0%	-9
	Interrogatory	IN	8	▲	+14.3%	+1
	Motion for Judgment	MJ	2	▲	-	+2
	Zoning Violation	ZO	2	▼	-80.0%	-8
	Petition-Restore Arms	PR	0	▼	-100.0%	-1
	Tenants Assertion	TA	0	▼	-100.0%	-4
Total			1,642	▲	12.5%	+182
Civil Commitments	Mental Commitment	MC	92	▼	-1.1%	-1
	Temporary Detention Order	TD	35	▲	+34.6%	+9
	Emergency Custody Order	EC	18	▲	+38.5%	+5
	Other	OT	9	▲	+125.0%	+5
	Medical Emergency Temporary Detention Order	MT	1	▲	-	+1
Total			155	▲	14.0%	+19
GRAND TOTAL			4,866	▲	11.4%	+499

Filings by Major Case Category**

Category	Summary	Change	% Change	Absolute Change
Felony	267	▲	+15.1%	+35
Garnishment	581	▲	-1.2%	-7
General Civil	681	▲	+22.7%	+126
Infraction/Civil Violation	1,462	▼	+5.5%	+76
Involuntary Civil Commitments	9	▲	+125.0%	+5
Landlord /Tenant	166	▼	+14.5%	+21

* Compared to same time period as previous year

** Case Type Categories are defined in the 2017 Virginia Judicial Workload Assessment



CPSS - GCMS CASELOAD STATISTICS OF THE GENERAL DISTRICT COURTS

January 2024 thru May 2024 Filings (Compared to January 2023 thru May 2023)

Misdemeanor	1,116	▼	+17.6%	+167
Other	543	▲	+13.6%	+65
Protective Orders	41	▲	+36.7%	+11
GRAND TOTAL	4,866	▲	11.4%	+499

* Compared to same time period as previous year

** Case Type Categories are defined in the 2017 Virginia Judicial Workload Assessment
Source: SCV-SQL-Information

2024 Overall GRAND TOTAL		Distribution of Caseload			Change*		Percentage (%) of Caseload		
3,077	+16	Criminal	193	6%	-6.8% ▼	-14	Criminal	2023 6.8%	2024 6.3%
		Traffic	2,737	89%	-0.3% ▼	-8	Traffic	89.7%	89.0%
2024 		Civil	143	5%	38.8% ▲	+40	Civil	3.4%	4.6%
2023 		Civil Commitments	4	0%	-33.3% ▼	-2	Civil Commitments	0.2%	0.1%
		GRAND TOTAL	3,077	100%	0.5% ▲	+16	GRAND TOTAL	100%	100%

Filings by Division & Code

Division	Case Type Description	Code	Summary	Change	% Change	Absolute Change
Criminal	Misdemeanor	M	89	▲	+1.1%	+1
	Felony	F	77	▼	-28.0%	-30
	Show Cause	SC	19	▲	+90.0%	+9
	Capias	CA	6	▲	+500.0%	+5
	Civil Violation	CV	2	▲	+100.0%	+1
	Total			193	▼	-6.8%
Traffic	Infraction	I	2,296	▲	+7.0%	+150
	Misdemeanor	M	437	▼	-25.6%	-150
	Civil Violation	CV	3	▼	-57.1%	-4
	Show Cause	SC	1	▼	-75.0%	-3
	Felony	F	0	▼	-100.0%	-1
	Total			2,737	▼	-0.3%
Civil	Warrant in Debt	WD	62	▲	+87.9%	+29
	Garnishment	GA	19	▲	+5.6%	+1
	Motor Carrier	MC	15	▲	+275.0%	+11
	Overweight	OC	11	▲	+57.1%	+4
	Bond Forfeiture	BF	10	▲	+11.1%	+1
	Unlawful Detainer	UD	9	▲	+350.0%	+7
	Admin License	AL	6	▼	-71.4%	-15
	Other	OT	6	▲	+50.0%	+2
	Preliminary Protective Order	PP	3	▲	+200.0%	+2
	Detinue	DT	1	↔	-	-
	Protective Order	PO	1	▲	-	+1
	Abstract	AJ	0	▼	-100.0%	-1
	Impoundment	IM	0	▼	-100.0%	-1
	Tenants Assertion	TA	0	▼	-100.0%	-1
	Total			143	▲	38.8%
Civil Commitments	Temporary Detention Order	TD	3	▼	-25.0%	-1
	Petition	PT	1	▲	-	+1
	Emergency Custody Order	EC	0	▼	-100.0%	-2
	Total			4	▼	-33.3%
GRAND TOTAL			3,077	▲	0.5%	+16

Filings by Major Case Category**



Category	Summary	Change	% Change	Absolute Change	
Felony	77	▼	-28.7%	-31	
Garnishment	19	▲	+5.6%	+1	
General Civil	63	▲	+85.3%	+29	
Infraction/Civil Violation	2,327	▲	+7.5%	+162	
Involuntary Civil Commitments	1	▲	-	+1	
Landlord /Tenant	9	▲	+200.0%	+6	
Misdemeanor	526	▼	-22.1%	-149	
Other	51	▲	-10.5%	-6	
Protective Orders	4	▲	+300.0%	+3	
GRAND TOTAL		3,077	▲	0.5%	+16

* Compared to same time period as previous year

** Case Type Categories are defined in the 2017 Virginia Judicial Workload Assessment

* Compared to same time period as previous year

** Case Type Categories are defined in the 2017 Virginia Judicial Workload Assessment
Source: SCV-SQL-Information

2024 Overall GRAND TOTAL		Distribution of Caseload			Change*		Percentage (%) of Caseload		
7,740	-910	Criminal	322	4%	-23.0% ▼	-96	Criminal	2023	2024
		Traffic	6,894	89%	-11.5% ▼	-898	Traffic	4.8%	4.2%
		Civil	494	6%	21.1% ▲	+86	Civil	90.1%	89.1%
		Civil Commitments	30	0%	-6.3% ▼	-2	Civil Commitments	4.7%	6.4%
		GRAND TOTAL	7,740	100%	-10.5% ▼	-910	GRAND TOTAL	100%	100%

Filings by Division & Code



Division	Case Type Description	Code	Summary	Change	% Change	Absolute Change
Criminal	Misdemeanor	M	180	▼	-26.8%	-66
	Felony	F	104	▼	-20.0%	-26
	Capias	CA	21	↔		-
	Show Cause	SC	10	▼	-9.1%	-1
	Civil Violation	CV	7	▼	-30.0%	-3
	Total			322	▼	-23.0%
Traffic	Infraction	I	5,965	▼	-12.8%	-874
	Misdemeanor	M	907	▼	-2.4%	-22
	Felony	F	8	▼	-33.3%	-4
	Show Cause	SC	8	▲	+14.3%	+1
	Capias	CA	6	▲	+20.0%	+1
	Total			6,894	▼	-11.5%
Civil	Warrant in Debt	WD	213	▲	+79.0%	+94
	Garnishment	GA	142	▲	+26.8%	+30
	Unlawful Detainer	UD	46	▼	-13.2%	-7
	Impoundment	IM	22	▼	-43.6%	-17
	Other	OT	18	▼	-10.0%	-2
	Preliminary Protective Order	PP	15	▲	+25.0%	+3
	Bond Forfeiture	BF	13	▼	-18.8%	-3
	Admin License	AL	10	↔		-
	Protective Order	PO	8	▲	+14.3%	+1
	Detinue	DT	4	▲	+33.3%	+1
	Show Cause	SC	2	▼	-33.3%	-1
	Abstract	AJ	1	▼	-80.0%	-4
	Overweight	OC	0	▼	-100.0%	-6
	Petition-Restore Arms	PR	0	▼	-100.0%	-2
	Tenants Assertion	TA	0	▼	-100.0%	-1
Total			494	▲	21.1%	+86
Civil Commitments	Temporary Detention Order	TD	17	▼	-5.6%	-1
	Emergency Custody Order	EC	13	▼	-7.1%	-1
	Total			30	▼	-6.3%
GRAND TOTAL			7,740	▼	-10.5%	-910

Filings by Major Case Category**

Category	Summary	Change	% Change	Absolute Change
Felony	112	▼	-21.1%	-30
Garnishment	142	▲	+26.8%	+30
General Civil	217	▼	+73.6%	+92
Infraction/Civil Violation	5,972	▼	-12.9%	-883
Landlord /Tenant	46	▼	-14.8%	-8
Misdemeanor	1,087	▼	-7.5%	-88
Other	141	▼	-16.1%	-27
Protective Orders	23	▲	+21.1%	+4
GRAND TOTAL	7,740	▼	-10.5%	-910

* Compared to same time period as previous year

** Case Type Categories are defined in the 2017 Virginia Judicial Workload Assessment

2024 Overall GRAND TOTAL		Distribution of Caseload			Change*		Percentage (%) of Caseload		
1,086	-3	Criminal	169	16%	45.7% ▲	+53	Criminal	2023	2024
		Traffic	687	63%	-10.8% ▼	-83	Traffic	10.7%	15.6%
2024 		Civil	216	20%	25.6% ▲	+44	Civil	70.7%	63.3%
2023 		Civil Commitments	14	1%	-54.8% ▼	-17	Civil Commitments	15.8%	19.9%
		GRAND TOTAL	1,086	100%	-0.3% ▼	-3	GRAND TOTAL	100%	100%

Filings by Division & Code

Division	Case Type Description	Code	Summary	Change	% Change	Absolute Change
Criminal	Misdemeanor	M	120	▲	+103.4%	+61
	Felony	F	29	▲	+26.1%	+6
	Civil Violation	CV	10	▼	-58.3%	-14
	Capias	CA	7	▲	+75.0%	+3
	Show Cause	SC	3	▼	-50.0%	-3
	Total			169	▲	45.7%
Traffic	Infraction	I	601	▼	-6.8%	-44
	Misdemeanor	M	83	▼	-17.8%	-18
	Capias	CA	2	▼	-33.3%	-1
	Show Cause	SC	1	▼	-90.9%	-10
	Felony	F	0	▼	-100.0%	-10
	Total			687	▼	-10.8%
Civil	Warrant in Debt	WD	107	▲	+25.9%	+22
	Garnishment	GA	39	▲	+5.4%	+2
	Admin License	AL	13	↔		-
	Unlawful Detainer	UD	13	▼	-7.1%	-1
	Preliminary Protective Order	PP	11	▲	+175.0%	+7
	Protective Order	PO	7	▲	+133.3%	+4
	Impoundment	IM	6	▲	+200.0%	+4
	Show Cause	SC	6	▲	+100.0%	+3
	Interrogatory	IN	5	▲	+400.0%	+4
	Other	OT	5	▼	-16.7%	-1
	Detinue	DT	3	▲	+50.0%	+1
	Capias	CA	1	▲	-	+1
	Abstract	AJ	0	▼	-100.0%	-2
	Total			216	▲	25.6%
Civil Commitments	Temporary Detention Order	TD	8	▼	-55.6%	-10
	Emergency Custody Order	EC	6	▼	-53.8%	-7
	Total		14	▼	-54.8%	-17
GRAND TOTAL			1,086	▼	-0.3%	-3

Filings by Major Case Category**

Category	Summary	Change	% Change	Absolute Change
Felony	29	▼	-12.1%	-4
Garnishment	44	▲	+15.8%	+6
General Civil	111	▲	+26.1%	+23
Infraction/Civil Violation	611	▼	-8.7%	-58
Landlord /Tenant	13	▼	-7.1%	-1
Misdemeanor	203	▲	+26.9%	+43
Other	57	▲	-28.8%	-23
Protective Orders	18	▲	+157.1%	+11
GRAND TOTAL		1,086	▼	-0.3%



* Compared to same time period as previous year

** Case Type Categories are defined in the 2017 Virginia Judicial Workload Assessment

Source: SCV-SQL-Information

CPSS - GCMS CASELOAD STATISTICS OF THE GENERAL DISTRICT COURTS

January 2024 thru May 2024 Filings (Compared to January 2023 thru May 2023)

2024 Overall GRAND TOTAL		Distribution of Caseload			Change*		Percentage (%) of Caseload		
1,515	-138	Criminal	455	30%	8.1% ▲	+34	Criminal	2023	2024
		Traffic	643	42%	-20.1% ▼	-162	Traffic	25.5%	30.0%
		Civil	354	23%	36.2% ▲	+94	Civil	48.7%	42.4%
		Civil Commitments	63	4%	-62.3% ▼	-104	Civil Commitments	15.7%	23.4%
		GRAND TOTAL	1,515	100%	-8.3% ▼	-138	GRAND TOTAL	10.1%	4.2%
							GRAND TOTAL	100%	100%

Filings by Division & Code

Division	Case Type Description	Code	Summary	Change	% Change	Absolute Change
Criminal	Misdemeanor	M	270	▲	+15.9%	+37
	Felony	F	96	▼	-15.8%	-18
	Capias	CA	43	↔		-
	Show Cause	SC	40	▲	+66.7%	+16
	Civil Violation	CV	6	▼	-14.3%	-1
	Total			455	▲	8.1%
Traffic	Infraction	I	531	▼	-14.4%	-89
	Misdemeanor	M	111	▼	-35.8%	-62
	Show Cause	SC	1	▼	-66.7%	-2
	Capias	CA	0	▼	-100.0%	-3
	Felony	F	0	▼	-100.0%	-6
	Total			643	▼	-20.1%
Civil	Garnishment	GA	107	▲	+69.8%	+44
	Warrant in Debt	WD	107	▲	+12.6%	+12
	Impoundment	IM	41	▲	+215.4%	+28
	Detinue	DT	35	▲	+45.8%	+11
	Other	OT	25	▲	+31.6%	+6
	Unlawful Detainer	UD	16	▲	+23.1%	+3
	Admin License	AL	8	▼	-11.1%	-1
	Preliminary Protective Order	PP	6	▼	-14.3%	-1
	Protective Order	PO	4	▼	-33.3%	-2
	Abstract	AJ	2	▲	-	+2
	Bond Forfeiture	BF	2	▼	-75.0%	-6
	Show Cause	SC	1	▲	-	+1
	Interrogatory	IN	0	▼	-100.0%	-1
	Petition-Restore Arms	PR	0	▼	-100.0%	-1
	Tenants Assertion	TA	0	▼	-100.0%	-1
	Total			354	▲	36.2%
Civil Commitments	Mental Commitment	MC	41	▼	-68.7%	-90
	Emergency Custody Order	EC	10	▼	-33.3%	-5
	Temporary Detention Order	TD	8	▼	-57.9%	-11
	Medical Emergency Temporary Detention Order	MT	4	▲	+100.0%	+2
Total			63	▼	-62.3%	-104
GRAND TOTAL			1,515	▼	-8.3%	-138

Filings by Major Case Category**



Category	Summary	Change	% Change	Absolute Change
Felony	96	▼	-20.0%	-24
Garnishment	107	▼	+67.2%	+43
General Civil	152	▲	+20.6%	+26
Infraction/Civil Violation	537	▼	-14.4%	-90
Landlord /Tenant	16	▼	+14.3%	+2
Misdemeanor	381	▼	-6.2%	-25
Other	216	▲	-23.7%	-67
Protective Orders	10	▼	-23.1%	-3
GRAND TOTAL	1,515	▼	-8.3%	-138

* Compared to same time period as previous year

** Case Type Categories are defined in the 2017 Virginia Judicial Workload Assessment

* Compared to same time period as previous year

** Case Type Categories are defined in the 2017 Virginia Judicial Workload Assessment
Source: SCV-SQL-Information

2024 Overall GRAND TOTAL		Distribution of Caseload			Change*		Percentage (%) of Caseload		
2,717	-251	Criminal	253	9%	28.4% ▲	+56	Criminal	2023: 6.6%	2024: 9.3%
		Traffic	2,121	78%	-11.8% ▼	-285	Traffic	81.1%	78.1%
		Civil	322	12%	-8.0% ▼	-28	Civil	11.8%	11.9%
		Civil Commitments	21	1%	40.0% ▲	+6	Civil Commitments	0.5%	0.8%
		GRAND TOTAL	2,717	100%	-8.5% ▼	-251	GRAND TOTAL	100%	100%

Filings by Division & Code

Division	Case Type Description	Code	Summary	Change	% Change	Absolute Change
Criminal	Misdemeanor	M	147	▲	+31.3%	+35
	Felony	F	71	▲	+57.8%	+26
	Show Cause	SC	14	▼	-33.3%	-7
	Capias	CA	12	↔		-
	Civil Violation	CV	9	▲	+28.6%	+2
	Total			253	▲	28.4%
Traffic	Infraction	I	1,903	▼	-13.0%	-284
	Misdemeanor	M	213	▼	-0.9%	-2
	Felony	F	2	▲	+100.0%	+1
	Show Cause	SC	2	↔		-
	Restricted Operators License	RL	1	▲	-	+1
	Capias	CA	0	▼	-100.0%	-1
	Total			2,121	▼	-11.8%
Civil	Warrant in Debt	WD	136	▼	-17.6%	-29
	Garnishment	GA	86	▲	+4.9%	+4
	Unlawful Detainer	UD	49	▼	-12.5%	-7
	Other	OT	13	▲	+44.4%	+4
	Preliminary Protective Order	PP	13	▼	-7.1%	-1
	Protective Order	PO	9	▼	-10.0%	-1
	Abstract	AJ	5	▲	+400.0%	+4
	Admin License	AL	4	▼	-55.6%	-5
	Bond Forfeiture	BF	4	▲	+33.3%	+1
	Impoundment	IM	2	▲	-	+2
	Detinue	DT	1	▲	-	+1
	Interrogatory	IN	0	▼	-100.0%	-1
	Total			322	▼	-8.0%
Civil Commitments	Temporary Detention Order	TD	17	▲	+70.0%	+7
	Emergency Custody Order	EC	4	▼	-20.0%	-1
	Total			21	▲	40.0%
GRAND TOTAL			2,717	▼	-8.5%	-251

Filings by Major Case Category**



Category	Summary	Change	% Change	Absolute Change
Felony	73	▲	+58.7%	+27
Garnishment	86	▼	+3.6%	+3
General Civil	138	▲	-16.4%	-27
Infraction/Civil Violation	1,912	▲	-12.9%	-282
Landlord /Tenant	49	▼	-12.5%	-7
Misdemeanor	361	▲	+10.4%	+34
Other	76	▲	+4.1%	+3
Protective Orders	22	▼	-8.3%	-2
GRAND TOTAL	2,717	▼	-8.5%	-251

* Compared to same time period as previous year

** Case Type Categories are defined in the 2017 Virginia Judicial Workload Assessment

CPSS - GCMS CASELOAD STATISTICS OF THE GENERAL DISTRICT COURTS

January 2024 thru May 2024 Filings (Compared to January 2023 thru May 2023)

2024 Overall GRAND TOTAL		Distribution of Caseload			Change*		Percentage (%) of Caseload		
734	+23	Criminal	227	31%	-2.2% ▼	-5	Criminal	2023	2024
		Traffic	298	41%	0.3% ▲	+1	Traffic	32.6%	30.9%
		Civil	196	27%	23.3% ▲	+37	Civil	41.8%	40.6%
		Civil Commitments	13	2%	-43.5% ▼	-10	Civil Commitments	22.4%	26.7%
		GRAND TOTAL	734	100%	3.2% ▲	+23	GRAND TOTAL	100%	100%

Filings by Division & Code

Division	Case Type Description	Code	Summary	Change	% Change	Absolute Change
Criminal	Misdemeanor	M	128	▲	+6.7%	+8
	Felony	F	79	▼	-8.1%	-7
	Capias	CA	11	▼	-31.3%	-5
	Show Cause	SC	8	▼	-20.0%	-2
	Civil Violation	CV	1	▲	-	+1
	Total			227	▼	-2.2%
Traffic	Infraction	I	211	▼	-0.9%	-2
	Misdemeanor	M	83	▲	+6.4%	+5
	Felony	F	4	▲	+100.0%	+2
	Capias	CA	0	▼	-100.0%	-2
	Show Cause	SC	0	▼	-100.0%	-2
	Total			298	▲	0.3%
Civil	Warrant in Debt	WD	95	▲	+41.8%	+28
	Garnishment	GA	34	▼	-19.0%	-8
	Unlawful Detainer	UD	19	▲	+18.8%	+3
	Other	OT	12	▲	+1,100.0%	+11
	Preliminary Protective Order	PP	11	▲	+175.0%	+7
	Impoundment	IM	10	▲	+42.9%	+3
	Protective Order	PO	6	▲	+100.0%	+3
	Bond Forfeiture	BF	4	▼	-20.0%	-1
	Detinue	DT	3	▼	-25.0%	-1
	Admin License	AL	2	▼	-50.0%	-2
	Abstract	AJ	0	▼	-100.0%	-4
	Petition-Restore Arms	PR	0	▼	-100.0%	-1
	Show Cause	SC	0	▼	-100.0%	-1
	Total			196	▲	23.3%
Civil Commitments	Temporary Detention Order	TD	7	▼	-53.3%	-8
	Emergency Custody Order	EC	5	▼	-28.6%	-2
	Mental Commitment	MC	1	↔	-	-
Total			13	▼	-43.5%	-10
GRAND TOTAL			734	▲	3.2%	+23

Filings by Major Case Category**

Category	Summary	Change	% Change	Absolute Change
Felony	83	▲	-5.7%	-5
Garnishment	34	▼	-19.0%	-8
General Civil	100	▲	+38.9%	+28
Infraction/Civil Violation	212	▲	-0.5%	-1
Landlord /Tenant	19	▲	+18.8%	+3
Misdemeanor	211	▲	+6.6%	+13
Other	58	▲	-22.7%	-17
Protective Orders	17	▲	+142.9%	+10
GRAND TOTAL	734	▲	3.2%	+23

* Compared to same time period as previous year

** Case Type Categories are defined in the 2017 Virginia Judicial Workload Assessment

CPSS - GCMS CASELOAD STATISTICS OF THE GENERAL DISTRICT COURTS

January 2024 thru May 2024 Filings (Compared to January 2023 thru May 2023)

2024 Overall GRAND TOTAL		Distribution of Caseload			Change*		Percentage (%) of Caseload		
9,766 +807 	Criminal	1,900	19%	20.9% ▲	+329	Criminal	2023: 17.5%	2024: 19.5%	
	Traffic	5,404	55%	2.0% ▲	+105	Traffic	59.1%	55.3%	
	Civil	2,080	21%	18.5% ▲	+324	Civil	19.6%	21.3%	
	Civil Commitments	382	4%	14.7% ▲	+49	Civil Commitments	3.7%	3.9%	
	GRAND TOTAL	9,766	100%	9.0% ▲	+807	GRAND TOTAL	100%	100%	

Filings by Division & Code

Division	Case Type Description	Code	Summary	Change	% Change	Absolute Change
Criminal	Misdemeanor	M	1,171	▲	+20.3%	+198
	Felony	F	501	▲	+34.7%	+129
	Capias	CA	112	▲	+6.7%	+7
	Show Cause	SC	72	▼	-5.3%	-4
	Civil Violation	CV	44	▼	-2.2%	-1
	Total			1,900	▲	20.9%
Traffic	Infraction	I	4,512	▲	+1.1%	+51
	Misdemeanor	M	843	▲	+7.7%	+60
	Felony	F	17	↔		-
	Capias	CA	9	↔		-
	Other	O	8	▲	+33.3%	+2
	Show Cause	SC	7	▼	-22.2%	-2
	Civil Violation	CV	4	↔		-
	Restricted Operators License	RL	4	▼	-60.0%	-6
	Total			5,404	▲	2.0%
Civil	Warrant in Debt	WD	673	▲	+32.0%	+163
	Garnishment	GA	597	▲	+19.4%	+97
	Unlawful Detainer	UD	360	▼	-1.6%	-6
	Admin License	AL	137	▲	+41.2%	+40
	Other	OT	84	▲	+3.7%	+3
	Preliminary Protective Order	PP	49	▲	+22.5%	+9
	Protective Order	PO	37	▲	+8.8%	+3
	Bond Forfeiture	BF	33	▲	+6.5%	+2
	Abstract	AJ	29	▲	+20.8%	+5
	Impoundment	IM	28	▲	+100.0%	+14
	Detinue	DT	17	▼	-19.0%	-4
	Interrogatory	IN	17	▲	+6.3%	+1
	Show Cause	SC	9	▼	-25.0%	-3
	Tenants Assertion	TA	4	▲	+300.0%	+3
	Counter Claim	CC	3	▲	+200.0%	+2
	Capias	CA	2	▲	+100.0%	+1
	Motion for Judgment	MJ	1	▼	-66.7%	-2
	Petition-Restore Arms	PR	0	▼	-100.0%	-3
Third Party Claim	TH	0	▼	-100.0%	-1	
Total			2,080	▲	18.5%	+324
Civil Commitments	Mental Commitment	MC	183	▲	+28.0%	+40
	Temporary Detention Order	TD	103	▼	-3.7%	-4
	Emergency Custody Order	EC	48	▲	+20.0%	+8
	Other	OT	38	▼	-2.6%	-1
	Medical Emergency Temporary Detention Order	MT	10	▲	+150.0%	+6
Total			382	▲	14.7%	+49
GRAND TOTAL			9,766	▲	9.0%	+807

Filings by Major Case Category**

Category	Summary	Change	% Change	Absolute Change
Felony	518	▲	+33.2%	+129
Garnishment	614	▲	+19.0%	+98
General Civil	701	▼	+28.6%	+156

* Compared to same time period as previous year

** Case Type Categories are defined in the 2017 Virginia Judicial Workload Assessment

CPSS - GCMS CASELOAD STATISTICS OF THE GENERAL DISTRICT COURTS

January 2024 thru May 2024 Filings (Compared to January 2023 thru May 2023)



Montgomery

District: 27 FIPS: 121

Infraction/Civil Violation	4,568	▲	+1.2%	+52
Involuntary Civil Commitments	38	▼	-2.6%	-1
Landlord /Tenant	364	▲	-0.8%	-3
Misdemeanor	2,018	▼	+14.3%	+252
Other	859	▲	+15.0%	+112
Protective Orders	86	▲	+16.2%	+12
GRAND TOTAL	9,766	▲	9.0%	+807

* Compared to same time period as previous year

** Case Type Categories are defined in the 2017 Virginia Judicial Workload Assessment
Source: SCV-SQL-Information

2024 Overall GRAND TOTAL		Distribution of Caseload			Change*		Percentage (%) of Caseload		
7,444	+1,309	Criminal	1,045	14%	-0.6% ▼	-6	Criminal	2023	2024
		Traffic	5,209	70%	30.2% ▲	+1,209	Traffic	17.1%	14.0%
		Civil	1,032	14%	10.4% ▲	+97	Civil	65.2%	70.0%
		Civil Commitments	158	2%	6.0% ▲	+9	Civil Commitments	15.2%	13.9%
		GRAND TOTAL	7,444	100%	21.3% ▲	+1,309	GRAND TOTAL	2.4%	2.1%
							GRAND TOTAL	100%	100%

Filings by Division & Code

Division	Case Type Description	Code	Summary	Change	% Change	Absolute Change
Criminal	Misdemeanor	M	653	▲	+2.4%	+15
	Felony	F	213	▲	+6.0%	+12
	Show Cause	SC	85	▼	-22.0%	-24
	Capias	CA	84	▼	-5.6%	-5
	Civil Violation	CV	10	▼	-23.1%	-3
	Motion	MO	0	▼	-100.0%	-1
	Total			1,045	▼	-0.6%
Traffic	Infraction	I	4,501	▲	+31.8%	+1,085
	Misdemeanor	M	687	▲	+21.4%	+121
	Felony	F	9	▲	+50.0%	+3
	Show Cause	SC	7	▲	+133.3%	+4
	Capias	CA	3	▼	-25.0%	-1
	Civil Violation	CV	1	▲	-	+1
	Other	O	1	▲	-	+1
	Restricted Operators License	RL	0	▼	-100.0%	-5
Total			5,209	▲	30.2%	+1,209
Civil	Warrant in Debt	WD	419	▲	+20.4%	+71
	Unlawful Detainer	UD	205	▲	+10.8%	+20
	Garnishment	GA	176	▲	+16.6%	+25
	Other	OT	75	▲	+1.4%	+1
	Detinue	DT	44	▲	+51.7%	+15
	Preliminary Protective Order	PP	39	▲	+18.2%	+6
	Protective Order	PO	35	▲	+6.1%	+2
	Bond Forfeiture	BF	16	▼	-51.5%	-17
	Admin License	AL	11	▼	-26.7%	-4
	Interrogatory	IN	3	▼	-62.5%	-5
	Motion for Judgment	MJ	3	▲	-	+3
	Impoundment	IM	2	↔	-	-
	Show Cause	SC	2	▼	-89.5%	-17
	Abstract	AJ	1	▼	-50.0%	-1
	Petition-Restore Arms	PR	1	▼	-50.0%	-1
Tenants Assertion	TA	0	▼	-100.0%	-1	
Total			1,032	▲	10.4%	+97
Civil Commitments	Temporary Detention Order	TD	68	▲	+33.3%	+17
	Emergency Custody Order	EC	51	▲	+13.3%	+6
	Mental Commitment	MC	33	▼	-32.7%	-16
	Other	OT	4	↔	-	-
	Medical Emergency Temporary Detention Order	MT	2	▲	-	+2
Total			158	▲	6.0%	+9
GRAND TOTAL			7,444	▲	21.3%	+1,309

Filings by Major Case Category**

Category	Summary	Change	% Change	Absolute Change
Felony	222	▲	+7.2%	+15
Garnishment	179	▼	+12.6%	+20
General Civil	470	▲	+23.0%	+88
Infraction/Civil Violation	4,513	▲	+31.6%	+1,084
Involuntary Civil Commitments	4	↔	-	0

* Compared to same time period as previous year

** Case Type Categories are defined in the 2017 Virginia Judicial Workload Assessment

CPSS - GCMS CASELOAD STATISTICS OF THE GENERAL DISTRICT COURTS

January 2024 thru May 2024 Filings (Compared to January 2023 thru May 2023)


Landlord /Tenant	205	▼	+10.2%	+19
Misdemeanor	1,340	▼	+10.8%	+131
Other	437	▲	-11.4%	-56
Protective Orders	74	▲	+12.1%	+8
GRAND TOTAL	7,444	▲	21.3%	+1,309

* Compared to same time period as previous year

** Case Type Categories are defined in the 2017 Virginia Judicial Workload Assessment
Source: SCV-SQL-Information

CPSS - GCMS CASELOAD STATISTICS OF THE GENERAL DISTRICT COURTS

January 2024 thru May 2024 Filings (Compared to January 2023 thru May 2023)

2024 Overall GRAND TOTAL		Distribution of Caseload			Change*		Percentage (%) of Caseload			
1,866	+474	Criminal	397	21%	26.4%	▲	+83	Criminal	2023	2024
		Traffic	960	51%	52.9%	▲	+332	Traffic	45.1%	51.4%
2024		Civil	421	23%	-0.2%	▼	-1	Civil	30.3%	22.6%
2023		Civil Commitments	88	5%	214.3%	▲	+60	Civil Commitments	2.0%	4.7%
		GRAND TOTAL	1,866	100%	34.1%	▲	+474	GRAND TOTAL	100%	100%

Filings by Division & Code

Division	Case Type Description	Code	Summary	Change	% Change	Absolute Change
Criminal	Misdemeanor	M	310	▲	+35.4%	+81
	Felony	F	28	▼	-28.2%	-11
	Show Cause	SC	23	▼	-30.3%	-10
	Civil Violation	CV	21	▲	+110.0%	+11
	Capias	CA	15	▲	+650.0%	+13
	Restricted Operators License	RL	0	▼	-100.0%	-1
	Total			397	▲	26.4%
Traffic	Infraction	I	784	▲	+52.5%	+270
	Misdemeanor	M	163	▲	+58.3%	+60
	Other	O	7	▲	-	+7
	Show Cause	SC	4	▲	+100.0%	+2
	Capias	CA	2	▲	-	+2
	Civil Violation	CV	0	▼	-100.0%	-2
	Restricted Operators License	RL	0	▼	-100.0%	-7
Total			960	▲	52.9%	+332
Civil	Unlawful Detainer	UD	141	▼	-10.8%	-17
	Warrant in Debt	WD	109	▲	+29.8%	+25
	Garnishment	GA	73	▼	-2.7%	-2
	Admin License	AL	30	▲	+11.1%	+3
	Preliminary Protective Order	PP	24	▲	+9.1%	+2
	Other	OT	21	▲	-16.0%	-4
	Protective Order	PO	19	▼	-17.4%	-4
	Capias	CA	3	▲	-	+3
	Detinue	DT	1	▲	-	+1
	Abstract	AJ	0	▼	-100.0%	-1
	Bond Forfeiture	BF	0	▼	-100.0%	-2
	Interrogatory	IN	0	▼	-100.0%	-2
	Show Cause	SC	0	▼	-100.0%	-3
Total			421	▼	-0.2%	-1
Civil Commitments	Temporary Detention Order	TD	46	▲	+155.6%	+28
	Mental Commitment	MC	28	▲	-	+28
	Emergency Custody Order	EC	14	▲	+40.0%	+4
Total			88	▲	214.3%	+60
GRAND TOTAL			1,866	▲	34.1%	+474

Filings by Major Case Category**


Category	Summary	Change	% Change	Absolute Change
Felony	28	▼	-28.2%	-11
Garnishment	73	▼	-5.2%	-4
General Civil	111	▲	+32.1%	+27
Infraction/Civil Violation	812	▲	+54.4%	+286
Landlord /Tenant	141	▼	-10.8%	-17
Misdemeanor	473	▼	+39.1%	+133
Other	185	▲	+50.4%	+62
Protective Orders	43	▼	-4.4%	-2
GRAND TOTAL	1,866	▲	34.1%	+474

* Compared to same time period as previous year

** Case Type Categories are defined in the 2017 Virginia Judicial Workload Assessment

* Compared to same time period as previous year

** Case Type Categories are defined in the 2017 Virginia Judicial Workload Assessment
Source: SCV-SQL-Information

2024 Overall GRAND TOTAL		Distribution of Caseload			Change*		Percentage (%) of Caseload		
6,816 +620 	Criminal	879	13%	38.4% ▲	+244	Criminal	2023: 10.2%	2024: 12.9%	
	Traffic	5,058	74%	5.3% ▲	+254	Traffic	77.5%	74.2%	
	Civil	755	11%	13.5% ▲	+90	Civil	10.7%	11.1%	
	Civil Commitments	124	2%	34.8% ▲	+32	Civil Commitments	1.5%	1.8%	
	GRAND TOTAL	6,816	100%	10.0% ▲	+620	GRAND TOTAL	100%	100%	

Filings by Division & Code

Division	Case Type Description	Code	Summary	Change	% Change	Absolute Change
Criminal	Misdemeanor	M	576	▲	+49.6%	+191
	Felony	F	187	▲	+26.4%	+39
	Capias	CA	62	▲	+14.8%	+8
	Show Cause	SC	39	▲	+44.4%	+12
	Civil Violation	CV	15	▼	-28.6%	-6
	Total			879	▲	38.4%
Traffic	Infraction	I	4,203	▲	+0.7%	+29
	Misdemeanor	M	811	▲	+34.0%	+206
	Capias	CA	18	▲	+157.1%	+11
	Civil Violation	CV	8	▲	+300.0%	+6
	Felony	F	8	▲	+100.0%	+4
	Show Cause	SC	8	▼	-33.3%	-4
	Restricted Operators License	RL	2	▲	-	+2
	Total			5,058	▲	5.3%
Civil	Warrant in Debt	WD	347	▲	+34.5%	+89
	Garnishment	GA	208	▲	+23.1%	+39
	Unlawful Detainer	UD	46	▼	-37.8%	-28
	Other	OT	43	▼	-18.9%	-10
	Detinue	DT	23	▲	+43.8%	+7
	Preliminary Protective Order	PP	23	▼	-8.0%	-2
	Protective Order	PO	22	↔	-	-
	Admin License	AL	16	▲	+77.8%	+7
	Abstract	AJ	10	▲	+400.0%	+8
	Bond Forfeiture	BF	8	▼	-61.9%	-13
	Show Cause	SC	5	▼	-16.7%	-1
	Interrogatory	IN	2	▼	-50.0%	-2
	Cross Claim	CR	1	▲	-	+1
	Motion for Judgment	MJ	1	↔	-	-
	Counter Claim	CC	0	▼	-100.0%	-1
	Impoundment	IM	0	▼	-100.0%	-1
	Petition-Restore Arms	PR	0	▼	-100.0%	-3
Total			755	▲	13.5%	+90
Civil Commitments	Temporary Detention Order	TD	66	▲	+24.5%	+13
	Emergency Custody Order	EC	58	▲	+48.7%	+19
	Total			124	▲	34.8%
GRAND TOTAL			6,816	▲	10.0%	+620

Filings by Major Case Category**

Category	Summary	Change	% Change	Absolute Change
Felony	195	▲	+28.3%	+43
Garnishment	210	▼	+21.4%	+37
General Civil	371	▼	+32.5%	+91
Infraction/Civil Violation	4,226	▲	+0.7%	+29
Landlord /Tenant	46	▼	-37.8%	-28
Misdemeanor	1,389	▲	+40.3%	+399
Other	334	▲	+18.0%	+51
Protective Orders	45	▼	-4.3%	-2

* Compared to same time period as previous year

** Case Type Categories are defined in the 2017 Virginia Judicial Workload Assessment

Source: SCV-SQL-Information

CPSS - GCMS CASELOAD STATISTICS OF THE GENERAL DISTRICT COURTS

January 2024 thru May 2024 Filings (Compared to January 2023 thru May 2023)

GRAND TOTAL

6,816

▲

10.0%

+620

* Compared to same time period as previous year



** Case Type Categories are defined in the 2017 Virginia Judicial Workload Assessment
Source: SCV-SQL-Information

CPSS - GCMS CASELOAD STATISTICS OF THE GENERAL DISTRICT COURTS

January 2024 thru May 2024 Filings (Compared to January 2023 thru May 2023)

Bristol

District: 28 FIPS: 520

2024 Overall GRAND TOTAL		Distribution of Caseload			Change*		Percentage (%) of Caseload		
4,311	-101	Criminal	876	20%	1.5% ▲	+13	Criminal	2023	2024
		Traffic	2,613	61%	-4.0% ▼	-110	Traffic	19.6%	20.3%
		Civil	637	15%	1.0% ▲	+6	Civil	61.7%	60.6%
		Civil Commitments	185	4%	-5.1% ▼	-10	Civil Commitments	14.3%	14.8%
		GRAND TOTAL	4,311	100%	-2.3% ▼	-101	GRAND TOTAL	4.4%	4.3%
							GRAND TOTAL	100%	100%

Filings by Division & Code

Division	Case Type Description	Code	Summary	Change	% Change	Absolute Change
Criminal	Misdemeanor	M	493	▲	+5.3%	+25
	Felony	F	227	▼	-7.7%	-19
	Capias	CA	124	▲	+19.2%	+20
	Civil Violation	CV	18	▼	-5.3%	-1
	Show Cause	SC	14	▼	-46.2%	-12
	Total			876	▲	1.5%
Traffic	Infraction	I	2,023	▼	-9.2%	-204
	Misdemeanor	M	539	▲	+16.4%	+76
	Civil Violation	CV	23	▲	+666.7%	+20
	Capias	CA	17	▼	-19.0%	-4
	Felony	F	11	▲	+120.0%	+6
	Show Cause	SC	0	▼	-100.0%	-4
	Total			2,613	▼	-4.0%
Civil	Warrant in Debt	WD	206	▲	+26.4%	+43
	Garnishment	GA	139	▲	+61.6%	+53
	Unlawful Detainer	UD	116	▼	-42.0%	-84
	Other	OT	42	▼	-4.5%	-2
	Preliminary Protective Order	PP	38	▲	+31.0%	+9
	Protective Order	PO	32	▲	+10.3%	+3
	Admin License	AL	22	▲	+29.4%	+5
	Bond Forfeiture	BF	21	▼	-48.8%	-20
	Detinue	DT	8	↔		-
	Show Cause	SC	7	▲	+133.3%	+4
	Abstract	AJ	3	▲	+200.0%	+2
	Impoundment	IM	1	▼	-75.0%	-3
	Overweight	OC	1	▼	-75.0%	-3
	Tenants Assertion	TA	1	▲	-	+1
	Counter Claim	CC	0	▼	-100.0%	-1
	Interrogatory	IN	0	▼	-100.0%	-1
Total			637	▲	1.0%	+6
Civil Commitments	Mental Commitment	MC	160	▼	-4.8%	-8
	Temporary Detention Order	TD	15	▼	-21.1%	-4
	Emergency Custody Order	EC	10	▲	+66.7%	+4
	Other	OT	0	▼	-100.0%	-2
Total			185	▼	-5.1%	-10
GRAND TOTAL			4,311	▼	-2.3%	-101

Filings by Major Case Category**

Category	Summary	Change	% Change	Absolute Change
Felony	238	▲	-5.2%	-13
Garnishment	139	▼	+59.8%	+52
General Civil	215	▲	+25.0%	+43
Infraction/Civil Violation	2,065	▲	-8.3%	-188
Involuntary Civil Commitments	0	▼	-100.0%	-2
Landlord /Tenant	117	▲	-41.5%	-83
Misdemeanor	1,032	▲	+10.8%	+101
Other	435	▲	-5.0%	-23

* Compared to same time period as previous year

** Case Type Categories are defined in the 2017 Virginia Judicial Workload Assessment

Source: SCV-SQL-Information



CPSS - GCMS CASELOAD STATISTICS OF THE GENERAL DISTRICT COURTS

January 2024 thru May 2024 Filings (Compared to January 2023 thru May 2023)

Protective Orders	70	▲	+20.7%	+12
GRAND TOTAL	4,311	▼	-2.3%	-101

* Compared to same time period as previous year

** Case Type Categories are defined in the 2017 Virginia Judicial Workload Assessment
Source: SCV-SQL-Information

2024 Overall GRAND TOTAL		Distribution of Caseload			Change*		Percentage (%) of Caseload		
10,126	+2,581	Criminal	862	9%	22.3% ▲	+157	Criminal	2023 9.3%	2024 8.5%
		Traffic	7,825	77%	36.6% ▲	+2,096	Traffic	75.9%	77.3%
2024 		Civil	897	9%	48.0% ▲	+291	Civil	8.0%	8.9%
2023 		Civil Commitments	542	5%	7.3% ▲	+37	Civil Commitments	6.7%	5.4%
		GRAND TOTAL	10,126	100%	34.2% ▲	+2,581	GRAND TOTAL	100%	100%

Filings by Division & Code

Division	Case Type Description	Code	Summary	Change	% Change	Absolute Change
Criminal	Misdemeanor	M	497	▲	+14.0%	+61
	Felony	F	224	▲	+31.0%	+53
	Capias	CA	91	▲	+21.3%	+16
	Show Cause	SC	31	▲	+121.4%	+17
	Civil Violation	CV	19	▲	+111.1%	+10
	Total			862	▲	22.3%
Traffic	Infraction	I	5,824	▲	+32.2%	+1,417
	Misdemeanor	M	1,903	▲	+53.6%	+664
	Capias	CA	51	▼	-3.8%	-2
	Show Cause	SC	27	▲	+12.5%	+3
	Felony	F	11	▲	+120.0%	+6
	Civil Violation	CV	9	▲	+800.0%	+8
Total			7,825	▲	36.6%	+2,096
Civil	Warrant in Debt	WD	365	▲	+58.0%	+134
	Garnishment	GA	286	▲	+90.7%	+136
	Unlawful Detainer	UD	76	▼	-8.4%	-7
	Other	OT	74	▼	+25.4%	+15
	Protective Order	PO	28	▲	+21.7%	+5
	Preliminary Protective Order	PP	26	▼	-3.7%	-1
	Admin License	AL	21	▲	+250.0%	+15
	Detinue	DT	6	▼	-14.3%	-1
	Abstract	AJ	4	▲	+100.0%	+2
	Show Cause	SC	4	▲	+300.0%	+3
	Impoundment	IM	3	▼	-70.0%	-7
	Bond Forfeiture	BF	2	▲	-	+2
	Restricted Operators License	RL	2	▲	+100.0%	+1
	Interrogatory	IN	0	▼	-100.0%	-2
	Petition-Restore Arms	PR	0	▼	-100.0%	-4
Total			897	▲	48.0%	+291
Civil Commitments	Mental Commitment	MC	445	▲	+14.1%	+55
	Temporary Detention Order	TD	34	▼	-17.1%	-7
	Emergency Custody Order	EC	32	▲	+28.0%	+7
	Other	OT	29	▼	-39.6%	-19
	Medical Emergency Temporary Detention Order	MT	2	▲	-	+2
	Petition	PT	0	▼	-100.0%	-1
Total			542	▲	7.3%	+37
GRAND TOTAL			10,126	▲	34.2%	+2,581

Filings by Major Case Category**

Category	Summary	Change	% Change	Absolute Change
Felony	235	▲	+33.5%	+59
Garnishment	286	▼	+88.2%	+134
General Civil	372	▼	+51.8%	+127
Infraction/Civil Violation	5,852	▲	+32.5%	+1,435
Involuntary Civil Commitments	29	▼	-40.8%	-20
Landlord /Tenant	76	▼	-8.4%	-7
Misdemeanor	2,402	▲	+43.3%	+726

* Compared to same time period as previous year

** Case Type Categories are defined in the 2017 Virginia Judicial Workload Assessment

Source: SCV-SQL-Information

CPSS - GCMS CASELOAD STATISTICS OF THE GENERAL DISTRICT COURTS

January 2024 thru May 2024 Filings (Compared to January 2023 thru May 2023)

Other	820	▲	+17.6%	+123
Protective Orders	54	▲	+8.0%	+4
<i>GRAND TOTAL</i>	<u>10,126</u>	▲	34.2%	+2,581

* Compared to same time period as previous year



** Case Type Categories are defined in the 2017 Virginia Judicial Workload Assessment
Source: SCV-SQL-Information

CPSS - GCMS CASELOAD STATISTICS OF THE GENERAL DISTRICT COURTS

January 2024 thru May 2024 Filings (Compared to January 2023 thru May 2023)

Washington

District: 28 FIPS: 191

2024 Overall GRAND TOTAL		Distribution of Caseload			Change*		Percentage (%) of Caseload		
8,755	-1,321	Criminal	1,110	13%	6.2% ▲	+65	Criminal	2023	2024
		Traffic	6,450	74%	-19.3% ▼	-1,542	Traffic	10.4%	12.7%
		Civil	1,063	12%	19.4% ▲	+173	Civil	79.3%	73.7%
		Civil Commitments	132	2%	-11.4% ▼	-17	Civil Commitments	8.8%	12.1%
		GRAND TOTAL	8,755	100%	-13.1% ▼	-1,321	GRAND TOTAL	1.5%	1.5%
								100%	100%

Filings by Division & Code

Division	Case Type Description	Code	Summary	Change	% Change	Absolute Change
Criminal	Misdemeanor	M	604	▲	+16.4%	+85
	Felony	F	344	▲	+0.9%	+3
	Capias	CA	99	▼	-17.5%	-21
	Show Cause	SC	52	▲	+6.1%	+3
	Civil Violation	CV	11	▼	-31.3%	-5
	Total			1,110	▲	6.2%
Traffic	Infraction	I	5,729	▼	-19.2%	-1,358
	Misdemeanor	M	689	▼	-22.1%	-195
	Felony	F	14	▲	+16.7%	+2
	Capias	CA	9	▲	+125.0%	+5
	Show Cause	SC	9	▲	+350.0%	+7
	Civil Violation	CV	0	▼	-100.0%	-3
	Total			6,450	▼	-19.3%
Civil	Warrant in Debt	WD	451	▲	+23.6%	+86
	Garnishment	GA	357	▲	+48.8%	+117
	Unlawful Detainer	UD	91	▼	-11.7%	-12
	Other	OT	64	▲	-8.6%	-6
	Preliminary Protective Order	PP	26	▼	-25.7%	-9
	Protective Order	PO	26	▼	-10.3%	-3
	Admin License	AL	14	▼	-12.5%	-2
	Impoundment	IM	14	▲	+250.0%	+10
	Abstract	AJ	8	▲	+14.3%	+1
	Detinue	DT	7	▼	-22.2%	-2
	Petition-Restore Arms	PR	2	▲	+100.0%	+1
	Bond Forfeiture	BF	1	▼	-80.0%	-4
	Overweight	OC	1	↔		-
	Tenants Assertion	TA	1	▲	-	+1
	Interrogatory	IN	0	▼	-100.0%	-2
	Motion for Judgment	MJ	0	▼	-100.0%	-1
	Show Cause	SC	0	▼	-100.0%	-2
Total			1,063	▲	19.4%	+173
Civil Commitments	Temporary Detention Order	TD	70	▼	-7.9%	-6
	Emergency Custody Order	EC	62	▼	-15.1%	-11
	Total		132	▼	-11.4%	-17
GRAND TOTAL			8,755	▼	-13.1%	-1,321

Filings by Major Case Category**



Category	Summary	Change	% Change	Absolute Change
Felony	358	▲	+1.4%	+5
Garnishment	357	▼	+47.5%	+115
General Civil	463	▲	+23.1%	+87
Infraction/Civil Violation	5,741	▼	-19.2%	-1,366
Landlord /Tenant	92	▲	-10.7%	-11
Misdemeanor	1,293	▼	-7.8%	-110
Other	399	▲	-6.8%	-29
Protective Orders	52	▼	-18.8%	-12
GRAND TOTAL	8,755	▼	-13.1%	-1,321

* Compared to same time period as previous year

** Case Type Categories are defined in the 2017 Virginia Judicial Workload Assessment

* Compared to same time period as previous year

** Case Type Categories are defined in the 2017 Virginia Judicial Workload Assessment
Source: SCV-SQL-Information

2024 Overall GRAND TOTAL		Distribution of Caseload			Change*		Percentage (%) of Caseload		
2,505	+514	Criminal	461	18%	14.7% ▲	+59	Criminal	20.2%	18.4%
		Traffic	1,354	54%	44.3% ▲	+416	Traffic	47.1%	54.1%
		Civil	676	27%	9.0% ▲	+56	Civil	31.1%	27.0%
		Civil Commitments	14	1%	-54.8% ▼	-17	Civil Commitments	1.6%	0.6%
		GRAND TOTAL	2,505	100%	25.8% ▲	+514	GRAND TOTAL	100%	100%

Filings by Division & Code

Division	Case Type Description	Code	Summary	Change	% Change	Absolute Change
Criminal	Misdemeanor	M	246	▲	+7.9%	+18
	Show Cause	SC	104	▲	+766.7%	+92
	Felony	F	57	▼	-45.7%	-48
	Capias	CA	49	▲	+4.3%	+2
	Civil Violation	CV	5	▼	-50.0%	-5
	Total			461	▲	14.7%
Traffic	Infraction	I	742	▼	-0.7%	-5
	Show Cause	SC	391	▲	+39,000.0%	+390
	Misdemeanor	M	161	▼	-3.0%	-5
	Capias	CA	56	▲	+154.5%	+34
	Felony	F	3	▲	+50.0%	+1
	Civil Violation	CV	1	▲	-	+1
Total			1,354	▲	44.3%	+416
Civil	Warrant in Debt	WD	418	▲	+9.4%	+36
	Garnishment	GA	140	▲	+8.5%	+11
	Other	OT	48	▲	+33.3%	+12
	Preliminary Protective Order	PP	25	▲	+31.6%	+6
	Protective Order	PO	15	▼	-21.1%	-4
	Bond Forfeiture	BF	9	▲	+28.6%	+2
	Abstract	AJ	5	▲	+400.0%	+4
	Unlawful Detainer	UD	4	▼	-66.7%	-8
	Impoundment	IM	3	▼	-57.1%	-4
	Admin License	AL	2	↔	-	-
	Detinue	DT	2	▲	-	+2
	Motion for Judgment	MJ	2	▲	-	+2
	Overweight	OC	1	↔	-	-
	Show Cause	SC	1	▼	-80.0%	-4
	Tenants Assertion	TA	1	▲	-	+1
Total			676	▲	9.0%	+56
Civil Commitments	Temporary Detention Order	TD	9	▼	-43.8%	-7
	Emergency Custody Order	EC	5	▼	-66.7%	-10
	Total		14	▼	-54.8%	-17
GRAND TOTAL			2,505	▲	25.8%	+514


Filings by Major Case Category**

Category	Summary	Change	% Change	Absolute Change
Felony	60	▲	-43.9%	-47
Garnishment	140	▲	+8.5%	+11
General Civil	424	▲	+10.1%	+39
Infraction/Civil Violation	749	▲	-1.2%	-9
Landlord /Tenant	5	▲	-58.3%	-7
Misdemeanor	407	▲	+3.3%	+13
Other	680	▲	+304.8%	+512
Protective Orders	40	▲	+5.3%	+2
GRAND TOTAL	2,505	▲	25.8%	+514

* Compared to same time period as previous year

** Case Type Categories are defined in the 2017 Virginia Judicial Workload Assessment

Source: SCV-SQL-Information

2024 Overall GRAND TOTAL		Distribution of Caseload			Change*		Percentage (%) of Caseload		
961	-216	Criminal	337	35%	30.6% ▲	+79	Criminal	2023	2024
		Traffic	299	31%	-50.3% ▼	-303	Traffic	21.9%	35.1%
		Civil	253	26%	5.0% ▲	+12	Civil	51.1%	31.1%
		Civil Commitments	72	7%	-5.3% ▼	-4	Civil Commitments	20.5%	26.3%
		GRAND TOTAL	961	100%	-18.4% ▼	-216	GRAND TOTAL	6.5%	7.5%
							GRAND TOTAL	100%	100%

Filings by Division & Code

Division	Case Type Description	Code	Summary	Change	% Change	Absolute Change
Criminal	Misdemeanor	M	168	▲	+23.5%	+32
	Felony	F	128	▲	+54.2%	+45
	Capias	CA	32	▲	+14.3%	+4
	Show Cause	SC	4	▼	-20.0%	-1
	Civil Violation	CV	3	▼	-40.0%	-2
	Restricted Operators License	RL	2	▲	+100.0%	+1
	Total			337	▲	30.6%
Traffic	Infraction	I	228	▼	-54.0%	-268
	Misdemeanor	M	65	▼	-27.8%	-25
	Capias	CA	5	▼	-61.5%	-8
	Felony	F	1	↔		-
	Show Cause	SC	0	▼	-100.0%	-2
	Total			299	▼	-50.3%
Civil	Warrant in Debt	WD	120	▼	-0.8%	-1
	Garnishment	GA	81	▲	+68.8%	+33
	Other	OT	16	▼	-11.1%	-2
	Unlawful Detainer	UD	14	▲	+16.7%	+2
	Impoundment	IM	11	▼	-8.3%	-1
	Detinue	DT	3	▲	+50.0%	+1
	Admin License	AL	2	▼	-50.0%	-2
	Preliminary Protective Order	PP	2	▼	-66.7%	-4
	Protective Order	PO	2	▼	-88.2%	-15
	Petition-Restore Arms	PR	1	▲	-	+1
	Show Cause	SC	1	↔		-
Total			253	▲	5.0%	+12
Civil Commitments	Mental Commitment	MC	42	▲	+13.5%	+5
	Temporary Detention Order	TD	18	▼	-28.0%	-7
	Emergency Custody Order	EC	9	▼	-30.8%	-4
	Other	OT	3	▲	+200.0%	+2
Total			72	▼	-5.3%	-4
GRAND TOTAL			961	▼	-18.4%	-216

Filings by Major Case Category**

Category	Summary	Change	% Change	Absolute Change
Felony	129	▲	+53.6%	+45
Garnishment	81	▲	+68.8%	+33
General Civil	129	▲	+0.8%	+1
Infraction/Civil Violation	231	▼	-53.9%	-270
Involuntary Civil Commitments	3	▲	+200.0%	+2
Landlord /Tenant	14	▲	+16.7%	+2
Misdemeanor	235	▲	+3.5%	+8
Other	135	▼	-11.8%	-18
Protective Orders	4	▼	-82.6%	-19
GRAND TOTAL	961	▼	-18.4%	-216

* Compared to same time period as previous year

** Case Type Categories are defined in the 2017 Virginia Judicial Workload Assessment

Source: SCV-SQL-Information

2024 Overall GRAND TOTAL		Distribution of Caseload			Change*		Percentage (%) of Caseload			
2024	2,634	Criminal	561	21%	17.1%	▲	+82	Criminal	2023	2024
		Traffic	1,261	48%	-12.2%	▼	-176	Traffic	18.4%	21.3%
2023	+30	Civil	660	25%	31.5%	▲	+158	Civil	55.2%	47.9%
		Civil Commitments	152	6%	-18.3%	▼	-34	Civil Commitments	19.3%	25.1%
		GRAND TOTAL	2,634	100%	1.2%	▲	+30	GRAND TOTAL	100%	100%

Filings by Division & Code

Division	Case Type Description	Code	Summary	Change	% Change	Absolute Change
Criminal	Misdemeanor	M	262	▲	+20.2%	+44
	Show Cause	SC	127	▲	+1.6%	+2
	Felony	F	110	▲	+35.8%	+29
	Capias	CA	59	▲	+28.3%	+13
	Civil Violation	CV	3	▼	-66.7%	-6
	Total			561	▲	17.1%
Traffic	Infraction	I	594	▼	-22.3%	-170
	Show Cause	SC	430	▼	-8.9%	-42
	Misdemeanor	M	178	▲	+17.1%	+26
	Capias	CA	44	▲	+4.8%	+2
	Felony	F	9	▲	+125.0%	+5
	Civil Violation	CV	4	▲	+300.0%	+3
	Restricted Operators License	RL	2	↔		-
	Total			1,261	▼	-12.2%
Civil	Warrant in Debt	WD	354	▲	+38.8%	+99
	Garnishment	GA	156	▲	+51.5%	+53
	Other	OT	57	▲	+72.7%	+24
	Unlawful Detainer	UD	28	▼	-6.7%	-2
	Preliminary Protective Order	PP	26	▲	+23.8%	+5
	Bond Forfeiture	BF	21	▼	-25.0%	-7
	Detinue	DT	4	↔		-
	Protective Order	PO	4	▼	-50.0%	-4
	Admin License	AL	3	▲	+50.0%	+1
	Overweight	OC	3	▼	-25.0%	-1
	Petition-Restore Arms	PR	2	▲	-	+2
	Abstract	AJ	1	▼	-83.3%	-5
	Impoundment	IM	1	▼	-66.7%	-2
	Interrogatory	IN	0	▼	-100.0%	-2
	Show Cause	SC	0	▼	-100.0%	-3
Total			660	▲	31.5%	+158
Civil Commitments	Mental Commitment	MC	116	▼	-23.7%	-36
	Temporary Detention Order	TD	18	▼	-5.3%	-1
	Emergency Custody Order	EC	13	▲	+18.2%	+2
	Other	OT	5	▲	+25.0%	+1
Total			152	▼	-18.3%	-34
GRAND TOTAL			2,634	▲	1.2%	+30

Filings by Major Case Category**

Category	Summary	Change	% Change	Absolute Change
Felony	119	▲	+40.0%	+34
Garnishment	156	▼	+48.6%	+51
General Civil	366	▲	+41.3%	+107
Infraction/Civil Violation	604	▲	-22.4%	-174
Involuntary Civil Commitments	5	▲	+25.0%	+1
Landlord /Tenant	28	▼	-6.7%	-2
Misdemeanor	442	▲	+18.8%	+70
Other	884	▼	-6.2%	-58

* Compared to same time period as previous year

** Case Type Categories are defined in the 2017 Virginia Judicial Workload Assessment

Source: SCV-SQL-Information

CPSS - GCMS CASELOAD STATISTICS OF THE GENERAL DISTRICT COURTS

January 2024 thru May 2024 Filings (Compared to January 2023 thru May 2023)



Russell

District: 29 FIPS: 167

Protective Orders	30	▼	+3.4%	+1
GRAND TOTAL	2,634	▲	1.2%	+30

* Compared to same time period as previous year

** Case Type Categories are defined in the 2017 Virginia Judicial Workload Assessment
Source: SCV-SQL-Information

2024 Overall GRAND TOTAL		Distribution of Caseload			Change*		Percentage (%) of Caseload		
4,085	-149	Criminal	1,213	30%	7.1% ▲	+80	Criminal	2023	2024
		Traffic	1,797	44%	-16.8% ▼	-364	Traffic	26.8%	29.7%
2024 		Civil	1,017	25%	16.1% ▲	+141	Civil	51.0%	44.0%
2023 		Civil Commitments	58	1%	-9.4% ▼	-6	Civil Commitments	20.7%	24.9%
		GRAND TOTAL	4,085	100%	-3.5% ▼	-149	GRAND TOTAL	1.5%	1.4%
							GRAND TOTAL	100%	100%

Filings by Division & Code

Division	Case Type Description	Code	Summary	Change	% Change	Absolute Change
Criminal	Misdemeanor	M	752	▲	+3.9%	+28
	Felony	F	268	▲	+21.8%	+48
	Capias	CA	114	▲	+2.7%	+3
	Civil Violation	CV	58	▲	+11.5%	+6
	Show Cause	SC	20	▼	-23.1%	-6
	Restricted Operators License	RL	1	▲	-	+1
	Total			1,213	▲	7.1%
Traffic	Infraction	I	1,421	▼	-16.8%	-286
	Misdemeanor	M	344	▼	-15.9%	-65
	Capias	CA	24	▼	-17.2%	-5
	Felony	F	4	▼	-69.2%	-9
	Restricted Operators License	RL	2	▲	+100.0%	+1
	Show Cause	SC	2	↔	-	-
Total			1,797	▼	-16.8%	-364
Civil	Warrant in Debt	WD	375	▲	+27.6%	+81
	Garnishment	GA	250	▲	+16.3%	+35
	Unlawful Detainer	UD	128	▲	+37.6%	+35
	Other	OT	94	▼	+8.0%	+7
	Detinue	DT	42	▼	-12.5%	-6
	Bond Forfeiture	BF	40	▼	-11.1%	-5
	Preliminary Protective Order	PP	38	▲	+58.3%	+14
	Protective Order	PO	22	▲	+214.3%	+15
	Impoundment	IM	14	▼	-44.0%	-11
	Admin License	AL	8	▼	-42.9%	-6
	Abstract	AJ	4	▼	-50.0%	-4
	Motion for Judgment	MJ	1	▲	-	+1
	Petition-Restore Arms	PR	1	↔	-	-
	Interrogatory	IN	0	▼	-100.0%	-9
Show Cause	SC	0	▼	-100.0%	-6	
Total			1,017	▲	16.1%	+141
Civil Commitments	Temporary Detention Order	TD	33	▼	-28.3%	-13
	Emergency Custody Order	EC	24	▲	+50.0%	+8
	Mental Commitment	MC	1	▼	-50.0%	-1
Total			58	▼	-9.4%	-6
GRAND TOTAL			4,085	▼	-3.5%	-149

Filings by Major Case Category**

Category	Summary	Change	% Change	Absolute Change
Felony	272	▼	+16.7%	+39
Garnishment	250	▼	+11.6%	+26
General Civil	426	▲	+21.4%	+75
Infraction/Civil Violation	1,479	▼	-15.9%	-280
Landlord /Tenant	128	▲	+37.6%	+35
Misdemeanor	1,099	▲	-3.1%	-35
Other	371	▼	-9.3%	-38
Protective Orders	60	▲	+93.5%	+29
GRAND TOTAL	4,085	▼	-3.5%	-149

* Compared to same time period as previous year



** Case Type Categories are defined in the 2017 Virginia Judicial Workload Assessment

* Compared to same time period as previous year

** Case Type Categories are defined in the 2017 Virginia Judicial Workload Assessment
Source: SCV-SQL-Information

CPSS - GCMS CASELOAD STATISTICS OF THE GENERAL DISTRICT COURTS

January 2024 thru May 2024 Filings (Compared to January 2023 thru May 2023)

2024 Overall GRAND TOTAL		Distribution of Caseload			Change*		Percentage (%) of Caseload		
2,266	+177	Criminal	405	18%	-10.2% ▼	-46	Criminal	2023	2024
		Traffic	1,459	64%	10.6% ▲	+140	Traffic	21.6%	17.9%
		Civil	379	17%	27.6% ▲	+82	Civil	63.1%	64.4%
		Civil Commitments	23	1%	4.5% ▲	+1	Civil Commitments	14.2%	16.7%
		GRAND TOTAL	2,266	100%	8.5% ▲	+177	GRAND TOTAL	100%	100%

Filings by Division & Code

Division	Case Type Description	Code	Summary	Change	% Change	Absolute Change
Criminal	Misdemeanor	M	222	▼	-10.1%	-25
	Felony	F	123	▼	-10.9%	-15
	Capias	CA	33	▼	-8.3%	-3
	Show Cause	SC	20	▼	-13.0%	-3
	Civil Violation	CV	6	▼	-14.3%	-1
	Restricted Operators License	RL	1	▲	-	+1
	Total			405	▼	-10.2%
Traffic	Infraction	I	1,202	▲	+10.1%	+110
	Misdemeanor	M	231	▲	+17.9%	+35
	Show Cause	SC	12	▲	+33.3%	+3
	Capias	CA	11	▼	-26.7%	-4
	Felony	F	2	▼	-71.4%	-5
	Civil Violation	CV	1	▲	-	+1
	Total			1,459	▲	10.6%
Civil	Warrant in Debt	WD	123	▲	+18.3%	+19
	Garnishment	GA	98	▲	+40.0%	+28
	Other	OT	52	▲	+73.3%	+22
	Unlawful Detainer	UD	37	▲	+5.7%	+2
	Preliminary Protective Order	PP	30	▲	+130.8%	+17
	Protective Order	PO	21	▲	+50.0%	+7
	Detinue	DT	4	▼	-20.0%	-1
	Impoundment	IM	3	↔	-	-
	Show Cause	SC	3	▼	-50.0%	-3
	Admin License	AL	2	▲	-	+2
	Interrogatory	IN	2	▲	-	+2
	Overweight	OC	2	▼	-80.0%	-8
	Motion for Judgment	MJ	1	▼	-66.7%	-2
	Restricted Operators License	RL	1	▲	-	+1
	Abstract	AJ	0	▼	-100.0%	-3
Capias	CA	0	▼	-100.0%	-1	
Total			379	▲	27.6%	+82
Civil Commitments	Emergency Custody Order	EC	14	▲	+7.7%	+1
	Temporary Detention Order	TD	9	↔	-	-
	Total		23	▲	4.5%	+1
GRAND TOTAL			2,266	▲	8.5%	+177

Filings by Major Case Category**

Category	Summary	Change	% Change	Absolute Change
Felony	125	▼	-13.8%	-20
Garnishment	100	▲	+42.9%	+30
General Civil	132	▼	+12.8%	+15
Infraction/Civil Violation	1,211	▲	+9.2%	+102
Landlord /Tenant	37	▲	+5.7%	+2
Misdemeanor	455	▲	+2.7%	+12
Other	155	▲	+8.4%	+12
Protective Orders	51	▲	+88.9%	+24
GRAND TOTAL	2,266	▲	8.5%	+177

* Compared to same time period as previous year

** Case Type Categories are defined in the 2017 Virginia Judicial Workload Assessment

CPSS - GCMS CASELOAD STATISTICS OF THE GENERAL DISTRICT COURTS

January 2024 thru May 2024 Filings (Compared to January 2023 thru May 2023)

* Compared to same time period as previous year



** Case Type Categories are defined in the 2017 Virginia Judicial Workload Assessment
Source: SCV-SQL-Information

CPSS - GCMS CASELOAD STATISTICS OF THE GENERAL DISTRICT COURTS

January 2024 thru May 2024 Filings (Compared to January 2023 thru May 2023)

Scott

District: 30 FIPS: 169

2024 Overall GRAND TOTAL		Distribution of Caseload			Change*		Percentage (%) of Caseload		
3,050	-118	Criminal	575	19%	4.4% ▲	+24	Criminal	2023	2024
		Traffic	2,136	70%	-9.3% ▼	-218	Traffic	17.4%	18.9%
		Civil	321	11%	25.9% ▲	+66	Civil	74.3%	70.0%
		Civil Commitments	18	1%	125.0% ▲	+10	Civil Commitments	8.0%	10.5%
		GRAND TOTAL	3,050	100%	-3.7% ▼	-118	GRAND TOTAL	0.3%	0.6%
							GRAND TOTAL	100%	100%

Filings by Division & Code

Division	Case Type Description	Code	Summary	Change	% Change	Absolute Change
Criminal	Misdemeanor	M	351	▲	+24.0%	+68
	Felony	F	167	▼	-4.6%	-8
	Capias	CA	22	▼	-50.0%	-22
	Civil Violation	CV	21	▲	+23.5%	+4
	Show Cause	SC	14	▼	-53.3%	-16
	Restricted Operators License	RL	0	▼	-100.0%	-2
	Total			575	▲	4.4%
Traffic	Infraction	I	1,756	▼	-6.3%	-119
	Misdemeanor	M	358	▼	-17.7%	-77
	Show Cause	SC	11	▼	-15.4%	-2
	Capias	CA	7	▼	-50.0%	-7
	Felony	F	3	▼	-76.9%	-10
	Civil Violation	CV	1	▼	-75.0%	-3
	Total			2,136	▼	-9.3%
Civil	Garnishment	GA	127	▲	+89.6%	+60
	Warrant in Debt	WD	126	▲	+31.3%	+30
	Other	OT	18	▼	-33.3%	-9
	Unlawful Detainer	UD	18	▼	-33.3%	-9
	Preliminary Protective Order	PP	12	▼	-7.7%	-1
	Detinue	DT	6	▲	-	+6
	Admin License	AL	5	▲	+66.7%	+2
	Protective Order	PO	3	▼	-57.1%	-4
	Restricted Operators License	RL	3	↔	-	-
	Abstract	AJ	2	▲	-	+2
	Overweight	OC	1	▼	-50.0%	-1
	Emergency Substantial Risk Order	SR	0	▼	-100.0%	-1
	Impoundment	IM	0	▼	-100.0%	-3
	Interrogatory	IN	0	▼	-100.0%	-4
	Show Cause	SC	0	▼	-100.0%	-2
Total			321	▲	25.9%	+66
Civil Commitments	Emergency Custody Order	EC	10	▲	+100.0%	+5
	Temporary Detention Order	TD	7	▲	+133.3%	+4
	Mental Commitment	MC	1	▲	-	+1
Total			18	▲	125.0%	+10
GRAND TOTAL			3,050	▼	-3.7%	-118

Filings by Major Case Category**

Category	Summary	Change	% Change	Absolute Change
Felony	170	▼	-9.6%	-18
Garnishment	127	▼	+78.9%	+56
General Civil	133	▲	+33.0%	+33
Infraction/Civil Violation	1,779	▼	-6.3%	-119
Landlord /Tenant	18	▼	-33.3%	-9
Misdemeanor	712	▼	-1.5%	-11
New to Workload Study	0	▼	-100.0%	-1
Other	96	▲	-31.4%	-44
Protective Orders	15	▼	-25.0%	-5

* Compared to same time period as previous year

** Case Type Categories are defined in the 2017 Virginia Judicial Workload Assessment

Source: SCV-SQL-Information

CPSS - GCMS CASELOAD STATISTICS OF THE GENERAL DISTRICT COURTS

January 2024 thru May 2024 Filings (Compared to January 2023 thru May 2023)

Scott

District: 30 FIPS: 169



<i>GRAND TOTAL</i>	3,050	▼	-3.7%	-118
---------------------------	--------------	---	-------	------

* Compared to same time period as previous year

** Case Type Categories are defined in the 2017 Virginia Judicial Workload Assessment
Source: SCV-SQL-Information

CPSS - GCMS CASELOAD STATISTICS OF THE GENERAL DISTRICT COURTS

January 2024 thru May 2024 Filings (Compared to January 2023 thru May 2023)

2024 Overall GRAND TOTAL		Distribution of Caseload			Change*		Percentage (%) of Caseload		
4,768	+158	Criminal	1,246	26%	-0.6% ▼	-8	Criminal	2023	2024
		Traffic	2,365	50%	2.6% ▲	+59	Traffic	27.2%	26.1%
		Civil	1,111	23%	11.3% ▲	+113	Civil	50.0%	49.6%
		Civil Commitments	46	1%	-11.5% ▼	-6	Civil Commitments	21.6%	23.3%
		GRAND TOTAL	4,768	100%	3.4% ▲	+158	GRAND TOTAL	100%	100%

Filings by Division & Code

Division	Case Type Description	Code	Summary	Change	% Change	Absolute Change
Criminal	Misdemeanor	M	817	▲	+7.8%	+59
	Felony	F	167	▼	-28.6%	-67
	Capias	CA	161	▼	-5.3%	-9
	Show Cause	SC	94	▲	+22.1%	+17
	Civil Violation	CV	7	▼	-53.3%	-8
	Total			1,246	▼	-0.6%
Traffic	Infraction	I	1,678	▲	+1.7%	+28
	Misdemeanor	M	610	▲	+3.9%	+23
	Show Cause	SC	38	▲	+15.2%	+5
	Capias	CA	33	▲	+10.0%	+3
	Felony	F	6	↔		-
	Total			2,365	▲	2.6%
Civil	Warrant in Debt	WD	405	▲	+33.2%	+101
	Garnishment	GA	322	▲	+20.6%	+55
	Other	OT	130	▼	-13.3%	-20
	Unlawful Detainer	UD	117	▼	-14.0%	-19
	Preliminary Protective Order	PP	48	▲	+14.3%	+6
	Protective Order	PO	33	▲	+230.0%	+23
	Admin License	AL	14	▲	+27.3%	+3
	Show Cause	SC	10	▼	-9.1%	-1
	Detinue	DT	7	▼	-56.3%	-9
	Impoundment	IM	7	▼	-58.8%	-10
	Bond Forfeiture	BF	5	▼	-58.3%	-7
	Interrogatory	IN	3	▲	-	+3
	Tenants Assertion	TA	3	▲	+200.0%	+2
	Motion for Judgment	MJ	2	↔		-
	Overweight	OC	2	▼	-50.0%	-2
	Restricted Operators License	RL	2	▼	-50.0%	-2
	Counter Claim	CC	1	▲	-	+1
	Capias	CA	0	▼	-100.0%	-10
Petition-Restore Arms	PR	0	▼	-100.0%	-1	
Total			1,111	▲	11.3%	+113
Civil Commitments	Emergency Custody Order	EC	26	▲	+18.2%	+4
	Temporary Detention Order	TD	19	▲	+5.6%	+1
	Other	OT	1	▲	-	+1
	Mental Commitment	MC	0	▼	-100.0%	-11
	Petition	PT	0	▼	-100.0%	-1
	Total			46	▼	-11.5%
GRAND TOTAL			4,768	▲	3.4%	+158

Filings by Major Case Category**

Category	Summary	Change	% Change	Absolute Change
Felony	173	▼	-27.9%	-67
Garnishment	325	▲	+21.7%	+58
General Civil	438	▼	+19.7%	+72
Infraction/Civil Violation	1,687	▼	+1.1%	+18
Involuntary Civil Commitments	1	▲		0
Landlord /Tenant	120	▲	-12.4%	-17

* Compared to same time period as previous year

** Case Type Categories are defined in the 2017 Virginia Judicial Workload Assessment

CPSS - GCMS CASELOAD STATISTICS OF THE GENERAL DISTRICT COURTS

January 2024 thru May 2024 Filings (Compared to January 2023 thru May 2023)



Wise

District: 30 FIPS: 195

Misdemeanor	1,429	▼	+5.9%	+80
Other	514	▲	-2.8%	-15
Protective Orders	81	▲	+55.8%	+29
GRAND TOTAL	4,768	▲	3.4%	+158

* Compared to same time period as previous year

** Case Type Categories are defined in the 2017 Virginia Judicial Workload Assessment
Source: SCV-SQL-Information

2024 Overall GRAND TOTAL		Distribution of Caseload			Change*		Percentage (%) of Caseload		
49,622	+5,686	Criminal	7,789	16%	10.5% ▲	+739	Criminal	2023	2024
		Traffic	29,624	60%	15.0% ▲	+3,866	Traffic	16.0%	15.7%
		Civil	11,797	24%	10.1% ▲	+1,079	Civil	58.6%	59.7%
		Civil Commitments	412	1%	0.5% ▲	+2	Civil Commitments	24.4%	23.8%
		GRAND TOTAL	49,622	100%	12.9% ▲	+5,686	GRAND TOTAL	0.9%	0.8%
							GRAND TOTAL	100%	100%

Filings by Division & Code

Division	Case Type Description	Code	Summary	Change	% Change	Absolute Change
Criminal	Misdemeanor	M	3,883	▲	+5.3%	+197
	Felony	F	1,822	▼	-2.6%	-48
	Capias	CA	1,470	▲	+51.5%	+500
	Show Cause	SC	359	▲	+20.5%	+61
	Civil Violation	CV	255	▲	+12.8%	+29
	Total			7,789	▲	10.5%
Traffic	Infraction	I	24,474	▲	+17.1%	+3,580
	Misdemeanor	M	4,842	▲	+5.2%	+238
	Felony	F	96	▲	+17.1%	+14
	Capias	CA	76	▲	+24.6%	+15
	Civil Violation	CV	72	▲	+80.0%	+32
	Other	O	30	▼	-34.8%	-16
	Show Cause	SC	21	▼	-4.5%	-1
	Restricted Operators License	RL	13	▲	+44.4%	+4
	Total			29,624	▲	15.0%
Civil	Warrant in Debt	WD	5,024	▲	+28.1%	+1,102
	Garnishment	GA	2,670	▼	-13.3%	-409
	Unlawful Detainer	UD	2,160	▲	+15.7%	+293
	Admin License	AL	402	▲	+2.6%	+10
	Other	OT	288	▲	+8.3%	+22
	Zoning Violation	ZO	244	▼	-15.9%	-46
	Preliminary Protective Order	PP	198	▲	+10.6%	+19
	Show Cause	SC	198	▲	+5.9%	+11
	Protective Order	PO	165	▲	+37.5%	+45
	Interrogatory	IN	143	▲	+17.2%	+21
	Abstract	AJ	133	▲	+12.7%	+15
	Impoundment	IM	73	▲	+9.0%	+6
	Overweight	OC	19	▲	+35.7%	+5
	Counter Claim	CC	17	▲	+54.5%	+6
	Tenants Assertion	TA	17	▲	+54.5%	+6
	Detinue	DT	16	▼	-55.6%	-20
	Motion for Judgment	MJ	10	▼	-54.5%	-12
	Motor Carrier	MC	7	▲	-	+7
	Capias	CA	5	▼	-28.6%	-2
	Bond Forfeiture	BF	3	↔	-	-
	Petition-Restore Arms	PR	2	▲	+100.0%	+1
	Third Party Claim	TH	2	▲	+100.0%	+1
	Restricted Operators License	RL	1	▼	-66.7%	-2
Total			11,797	▲	10.1%	+1,079
Civil Commitments	Temporary Detention Order	TD	188	▲	+2.2%	+4
	Mental Commitment	MC	167	▲	+16.8%	+24
	Emergency Custody Order	EC	47	▼	-32.9%	-23
	Petition	PT	8	▲	+300.0%	+6
	Medical Emergency Custody Order	ME	1	▼	-80.0%	-4
	Medical Emergency Temporary Detention Order	MT	1	▼	-75.0%	-3
	Other	OT	0	▼	-100.0%	-2
Total			412	▲	0.5%	+2
GRAND TOTAL			49,622	▲	12.9%	+5,686

* Compared to same time period as previous year

** Case Type Categories are defined in the 2017 Virginia Judicial Workload Assessment

Filings by Major Case Category**


Category	Summary	Change	% Change	Absolute Change
Felony	1,918	▲	-1.7%	-34
Garnishment	2,813	▲	-12.1%	-388
General Civil	5,228	▲	+26.6%	+1,097
Infraction/Civil Violation	24,857	▲	+17.1%	+3,637
Involuntary Civil Commitments	8	▲	+100.0%	+4
Landlord /Tenant	2,177	▲	+15.9%	+299
Misdemeanor	8,983	▼	+4.6%	+391
Other	3,275	▲	+23.2%	+616
Protective Orders	363	▲	+21.4%	+64
GRAND TOTAL	49,622	▲	12.9%	+5,686

* Compared to same time period as previous year

** Case Type Categories are defined in the 2017 Virginia Judicial Workload Assessment
 Source: SCV-SQL-Information

CPSS - GCMS CASELOAD STATISTICS OF THE GENERAL DISTRICT COURTS

January 2024 thru May 2024 Filings (Compared to January 2023 thru May 2023)

2024 Overall GRAND TOTAL		Distribution of Caseload			Change*		Percentage (%) of Caseload		
6,271	+1,400	Criminal	512	8%	30.9% ▲	+121	Criminal	2023 8.0%	2024 8.2%
		Traffic	4,546	72%	43.2% ▲	+1,372	Traffic	65.2%	72.5%
2024		Civil	1,169	19%	-8.3% ▼	-106	Civil	26.2%	18.6%
2023		Civil Commitments	44	1%	41.9% ▲	+13	Civil Commitments	0.6%	0.7%
		GRAND TOTAL	6,271	100%	28.7% ▲	+1,400	GRAND TOTAL	100%	100%

Filings by Division & Code

Division	Case Type Description	Code	Summary	Change	% Change	Absolute Change
Criminal	Misdemeanor	M	352	▲	+47.3%	+113
	Felony	F	114	▲	+14.0%	+14
	Show Cause	SC	22	▼	-4.3%	-1
	Capias	CA	15	▼	-21.1%	-4
	Civil Violation	CV	9	▼	-10.0%	-1
	Total			512	▲	30.9%
Traffic	Infraction	I	3,440	▲	+40.8%	+996
	Misdemeanor	M	1,063	▲	+54.3%	+374
	Capias	CA	16	▼	-27.3%	-6
	Felony	F	13	▲	+18.2%	+2
	Show Cause	SC	13	▲	+62.5%	+5
	Civil Violation	CV	1	▲	-	+1
	Total			4,546	▲	43.2%
Civil	Garnishment	GA	471	▲	+7.5%	+33
	Warrant in Debt	WD	458	▼	-12.1%	-63
	Unlawful Detainer	UD	86	▼	-11.3%	-11
	Other	OT	48	▲	-12.7%	-7
	Detinue	DT	29	▼	-31.0%	-13
	Protective Order	PO	20	▼	-37.5%	-12
	Preliminary Protective Order	PP	19	▼	-13.6%	-3
	Admin License	AL	11	▲	+22.2%	+2
	Abstract	AJ	8	▼	-46.7%	-7
	Impoundment	IM	8	▲	+100.0%	+4
	Overweight	OC	4	▼	-87.1%	-27
	Counter Claim	CC	2	↔	-	-
	Tenants Assertion	TA	2	↔	-	-
	Capias	CA	1	▲	-	+1
	Motion for Judgment	MJ	1	▲	-	+1
	Restricted Operators License	RL	1	▼	-50.0%	-1
	Interrogatory	IN	0	▼	-100.0%	-2
	Show Cause	SC	0	▼	-100.0%	-1
Total			1,169	▼	-8.3%	-106
Civil Commitments	Temporary Detention Order	TD	34	▲	+25.9%	+7
	Emergency Custody Order	EC	9	▲	+200.0%	+6
	Medical Emergency Temporary Detention Order	MT	1	▲	-	+1
	Mental Commitment	MC	0	▼	-100.0%	-1
	Total			44	▲	41.9%
GRAND TOTAL			6,271	▲	28.7%	+1,400

Filings by Major Case Category**

Category	Summary	Change	% Change	Absolute Change
Felony	127	▲	+14.4%	+16
Garnishment	471	▼	+7.0%	+31
General Civil	495	▲	-12.9%	-73
Infraction/Civil Violation	3,454	▲	+39.0%	+969
Landlord /Tenant	88	▼	-11.1%	-11
Misdemeanor	1,416	▲	+52.3%	+486
Other	181	▲	-1.6%	-3

* Compared to same time period as previous year

** Case Type Categories are defined in the 2017 Virginia Judicial Workload Assessment



CPSS - GCMS CASELOAD STATISTICS OF THE GENERAL DISTRICT COURTS

January 2024 thru May 2024 Filings (Compared to January 2023 thru May 2023)

Protective Orders	39	▼	-27.8%	-15
<i>GRAND TOTAL</i>	<u>6,271</u>	▲	28.7%	+1,400

* Compared to same time period as previous year

** Case Type Categories are defined in the 2017 Virginia Judicial Workload Assessment
Source: SCV-SQL-Information

2024 Overall GRAND TOTAL	Distribution of Caseload			Change*		Percentage (%) of Caseload			
11,970 +1,828	Criminal	244	2%	-7.9%	▼	-21	Criminal	2.6%	2.0%
 2024	Traffic	11,385	95%	20.2%	▲	+1,915	Traffic	93.4%	95.1%
 2023	Civil	333	3%	-14.8%	▲	-58	Civil	3.9%	2.8%
	Civil Commitments	8	0%	-50.0%	▼	-8	Civil Commitments	0.2%	0.1%
	GRAND TOTAL	11,970	100%	18.0%	▲	+1,828	GRAND TOTAL	100%	100%

Filings by Division & Code

Division	Case Type Description	Code	Summary	Change	% Change	Absolute Change
Criminal	Misdemeanor	M	154	▼	-0.6%	-1
	Felony	F	63	↔		-
	Show Cause	SC	14	▼	-48.1%	-13
	Capias	CA	7	▼	-58.8%	-10
	Civil Violation	CV	6	▲	+100.0%	+3
	Total			244	▼	-7.9%
Traffic	Infraction	I	9,592	▲	+21.1%	+1,669
	Misdemeanor	M	1,741	▲	+15.5%	+233
	Capias	CA	37	▲	+23.3%	+7
	Show Cause	SC	12	▲	+50.0%	+4
	Felony	F	3	▲	+200.0%	+2
	Total			11,385	▲	20.2%
Civil	Garnishment	GA	119	▼	-3.3%	-4
	Warrant in Debt	WD	109	▼	-35.5%	-60
	Unlawful Detainer	UD	46	▲	+70.4%	+19
	Other	OT	24	▼	-29.4%	-10
	Admin License	AL	8	▲	+14.3%	+1
	Preliminary Protective Order	PP	8	▲	+166.7%	+5
	Detinue	DT	6	▲	+20.0%	+1
	Protective Order	PO	6	▲	+100.0%	+3
	Impoundment	IM	4	▼	-20.0%	-1
	Abstract	AJ	3	▼	-70.0%	-7
	Interrogatory	IN	0	▼	-100.0%	-4
	Show Cause	SC	0	▼	-100.0%	-1
	Total			333	▼	-14.8%
Civil Commitments	Temporary Detention Order	TD	5	▼	-54.5%	-6
	Emergency Custody Order	EC	3	▼	-40.0%	-2
	Total		8	▼	-50.0%	-8
GRAND TOTAL			11,970	▲	18.0%	+1,828

Filings by Major Case Category**

Category	Summary	Change	% Change	Absolute Change
Felony	66	▲	+3.1%	+2
Garnishment	119	▼	-6.3%	-8
General Civil	117	▼	-34.3%	-61
Infraction/Civil Violation	9,598	▲	+21.1%	+1,672
Landlord /Tenant	46	▲	+70.4%	+19
Misdemeanor	1,895	▲	+14.0%	+232
Other	115	▼	-23.8%	-36
Protective Orders	14	▲	+133.3%	+8
GRAND TOTAL	11,970	▲	18.0%	+1,828

* Compared to same time period as previous year

** Case Type Categories are defined in the 2017 Virginia Judicial Workload Assessment