

2024 Overall GRAND TOTAL	Distribution of Caseload			Change*		Percentage (%) of Caseload		
2,207,364 +128,344	Criminal	288,413	13%	3.2% ▲	+8,995	Criminal	2023 13.4%	2024 13.1%
	Traffic	1,264,138	57%	6.9% ▲	+81,414	Traffic	56.9%	57.3%
2024	Civil	608,503	28%	6.3% ▲	+36,328	Civil	27.5%	27.6%
2023	Civil Commitments	46,310	2%	3.6% ▲	+1,607	Civil Commitments	2.2%	2.1%
	GRAND TOTAL	2,207,364	100%	6.2% ▲	+128,344	GRAND TOTAL	100%	100%

Filings by Division & Code

Division	Case Type Description	Code	Summary	Change	% Change	Absolute Change
Criminal	Misdemeanor	M	168,263	▲	+5.9%	+9,340
	Felony	F	75,580	▼	-2.8%	-2,175
	Capias	CA	24,543	▲	+6.3%	+1,460
	Show Cause	SC	12,614	▲	+3.4%	+410
	Civil Violation	CV	7,174	▼	-0.3%	-21
	Motion	MO	132	▼	-15.9%	-25
	Restricted Operators License	RL	107	▲	+5.9%	+6
	Total			288,413	▲	3.2%
Traffic	Infraction	I	1,001,368	▲	+7.4%	+69,358
	Misdemeanor	M	235,286	▲	+5.2%	+11,676
	Capias	CA	8,601	▼	-1.8%	-156
	Show Cause	SC	6,574	▲	+7.9%	+481
	Civil Violation	CV	4,139	▲	+16.8%	+594
	Felony	F	3,736	▲	+4.8%	+170
	Other	O	3,685	▼	-9.4%	-384
	Restricted Operators License	RL	383	▼	-32.9%	-188
	Motion	MO	366	▼	-27.2%	-137
Total			1,264,138	▲	6.9%	+81,414
Civil	Warrant in Debt	WD	243,899	▲	+26.6%	+51,318
	Garnishment	GA	157,405	▼	-0.9%	-1,371
	Unlawful Detainer	UD	116,244	▼	-7.8%	-9,887
	Other	OT	19,196	▼	-1.1%	-218
	Preliminary Protective Order	PP	11,464	▲	+2.3%	+254
	Admin License	AL	11,448	▼	-2.5%	-289
	Protective Order	PO	8,968	▲	+5.2%	+443
	Show Cause	SC	6,548	▼	-7.0%	-492
	Detinue	DT	6,078	▼	-15.9%	-1,152
	Motion for Judgment	MJ	5,592	▼	-15.3%	-1,014
	Interrogatory	IN	5,568	▲	+4.7%	+248
	Abstract	AJ	4,834	▼	-12.4%	-687
	Impoundment	IM	3,413	▼	-1.7%	-60
	Bond Forfeiture	BF	3,303	▼	-3.1%	-106
	Zoning Violation	ZO	1,368	▼	-22.5%	-398
	Tenants Assertion	TA	989	▲	+2.9%	+28
	Overweight	OC	687	▼	-14.0%	-112
	Counter Claim	CC	596	▼	-14.2%	-99
	Capias	CA	250	▼	-10.7%	-30
	Petition-Restore Arms	PR	229	▼	-11.2%	-29
	Motor Carrier	MC	177	▼	-7.8%	-15
	Interrogatory-Not	IC	114	▲	+11.8%	+12
	Third Party Claim	TH	40	▼	-29.8%	-17
	Restricted Operators License	RL	39	▼	-31.6%	-18
	Cross Claim	CR	19	▲	+46.2%	+6
	Mechanic's Lien	ML	11	▲	+22.2%	+2
	Petition to Require Blood Test	BT	11	▲	+83.3%	+5
	Detinue Seizure	DZ	6	▲	+50.0%	+2
	Distress Seizure	DS	3	▲	+200.0%	+2
	Emergency Substantial Risk Order	SR	3	▲	+50.0%	+1
	Attachment	AT	1	▲	-	+1
Total			608,503	▲	6.3%	+36,328

* Compared to same time period as previous year

** Case Type Categories are defined in the 2017 Virginia Judicial Workload Assessment

The data reported reflect the case management system. The case types reported may not necessitate judicial involvement.

			Summary	Change	% Change	Absolute Change
Civil Commitments	Mental Commitment	MC	19,903	▲	+3.4%	+655
	Temporary Detention Order	TD	14,869	▲	+1.9%	+278
	Emergency Custody Order	EC	6,968	▲	+1.6%	+111
	Other	OT	3,934	▲	+17.7%	+593
	Medical Emergency Temporary Detention Order	MT	345	▼	-11.1%	-43
	Petition	PT	266	▲	+7.3%	+18
	Medical Emergency Custody Order	ME	25	▼	-16.7%	-5
	Total		46,310	▲	3.6%	+1,607
GRAND TOTAL			2,207,364	▲	6.2%	+128,344



Filings by Major Case Category**

Category			Summary	Change	% Change	Absolute Change
Felony			79,316	▲	-2.5%	-2,005
Garnishment			162,973	▲	-0.7%	-1,123
General Civil			258,650	▲	+23.3%	+48,958
Infraction/Civil Violation			1,017,230	▼	+7.3%	+69,420
Involuntary Civil Commitments			4,200	▲	+17.0%	+611
Landlord /Tenant			117,233	▼	-7.8%	-9,859
Misdemeanor			405,446	▼	+5.3%	+20,418
New to Workload Study			3	▲	+50.0%	+1
Other			141,881	▲	+0.9%	+1,226
Protective Orders			20,432	▲	+3.5%	+697
GRAND TOTAL			2,207,364	▲	6.2%	+128,344

* Compared to same time period as previous year

** Case Type Categories are defined in the 2017 Virginia Judicial Workload Assessment

The data reported reflect the case management system. The case types reported may not necessitate judicial involvement.

2024 Overall GRAND TOTAL		Distribution of Caseload			Change*		Percentage (%) of Caseload		
47,812	+1,365	Criminal	5,752	12%	-3.6% ▼	-215	Criminal	2023	2024
		Traffic	16,443	34%	12.8% ▲	+1,864	Traffic	12.8%	12.0%
2024 		Civil	24,553	51%	-1.3% ▼	-318	Civil	31.4%	34.4%
2023 		Civil Commitments	1,064	2%	3.3% ▲	+34	Civil Commitments	53.5%	51.4%
		GRAND TOTAL	47,812	100%	2.9% ▲	+1,365	GRAND TOTAL	2.2%	2.2%
							GRAND TOTAL	100%	100%

Filings by Division & Code

Division	Case Type Description	Code	Summary	Change	% Change	Absolute Change
Criminal	Misdemeanor	M	2,931	▲	+4.2%	+118
	Felony	F	2,063	▼	-16.0%	-394
	Capias	CA	592	▲	+20.8%	+102
	Show Cause	SC	122	▼	-23.8%	-38
	Civil Violation	CV	43	▼	-8.5%	-4
	Restricted Operators License	RL	1	▲	-	+1
	Total			5,752	▼	-3.6%
Traffic	Infraction	I	10,943	▲	+30.9%	+2,584
	Misdemeanor	M	4,039	▲	+4.0%	+157
	Civil Violation	CV	769	▼	-52.4%	-848
	Capias	CA	388	▲	+12.8%	+44
	Felony	F	145	▼	-21.6%	-40
	Other	O	82	▲	+2.5%	+2
	Show Cause	SC	75	▼	-31.8%	-35
	Restricted Operators License	RL	2	↔	-	-
Total			16,443	▲	12.8%	+1,864
Civil	Warrant in Debt	WD	10,111	▲	+17.5%	+1,509
	Garnishment	GA	7,994	▼	-7.8%	-677
	Unlawful Detainer	UD	3,470	▼	-15.0%	-614
	Other	OT	459	▼	-11.9%	-62
	Zoning Violation	ZO	447	▼	-40.6%	-305
	Preliminary Protective Order	PP	386	▲	+2.4%	+9
	Show Cause	SC	360	▼	-12.2%	-50
	Protective Order	PO	330	▲	+13.0%	+38
	Admin License	AL	276	▲	+2.6%	+7
	Abstract	AJ	149	▼	-38.4%	-93
	Interrogatory	IN	131	▲	+24.8%	+26
	Motion for Judgment	MJ	106	▼	-21.5%	-29
	Detinue	DT	103	▼	-7.2%	-8
	Bond Forfeiture	BF	95	▼	-31.7%	-44
	Impoundment	IM	46	▼	-38.7%	-29
	Overweight	OC	40	▲	+60.0%	+15
	Tenants Assertion	TA	26	↔	-	-
	Counter Claim	CC	8	▼	-50.0%	-8
	Petition-Restore Arms	PR	8	▲	+14.3%	+1
	Capias	CA	3	▼	-57.1%	-4
	Third Party Claim	TH	2	▼	-33.3%	-1
	Cross Claim	CR	1	↔	-	-
	Interrogatory-Not	IC	1	▲	-	+1
	Restricted Operators License	RL	1	▲	-	+1
Mechanic's Lien	ML	0	▼	-100.0%	-1	
Total			24,553	▼	-1.3%	-318
Civil Commitments	Temporary Detention Order	TD	384	▲	+9.7%	+34
	Emergency Custody Order	EC	356	▲	+2.9%	+10
	Mental Commitment	MC	287	▼	-6.2%	-19
	Other	OT	23	▲	+155.6%	+14
	Medical Emergency Temporary Detention Order	MT	13	▼	-23.5%	-4
	Petition	PT	1	▲	-	+1
	Medical Emergency Custody Order	ME	0	▼	-100.0%	-2
Total			1,064	▲	3.3%	+34

* Compared to same time period as previous year

** Case Type Categories are defined in the 2017 Virginia Judicial Workload Assessment

The data reported reflect the case management system. The case types reported may not necessitate judicial involvement.

	Summary	Change	% Change	Absolute Change
GRAND TOTAL	47,812	▲	2.9%	+1,365



Filings by Major Case Category**

Category	Summary	Change	% Change	Absolute Change
Felony	2,208	▼	-16.4%	-434
Garnishment	8,125	▲	-7.4%	-651
General Civil	10,351	▼	+16.5%	+1,465
Infraction/Civil Violation	11,877	▲	+17.3%	+1,749
Involuntary Civil Commitments	24	▲	+166.7%	+15
Landlord /Tenant	3,496	▼	-14.9%	-614
Misdemeanor	7,421	▲	-0.4%	-28
Other	3,594	▲	-4.9%	-184
Protective Orders	716	▲	+7.0%	+47
GRAND TOTAL	47,812	▲	2.9%	+1,365

* Compared to same time period as previous year

** Case Type Categories are defined in the 2017 Virginia Judicial Workload Assessment

The data reported reflect the case management system. The case types reported may not necessitate judicial involvement.

2024 Overall GRAND TOTAL		Distribution of Caseload			Change*		Percentage (%) of Caseload			
113,986	-2,248	Criminal	12,845	11%	-6.3%	▼	-866	Criminal	2023: 11.8%	2024: 11.3%
		Traffic	46,527	41%	-4.6%	▼	-2,260	Traffic	42.0%	40.8%
2024 		Civil	52,954	46%	2.1%	▲	+1,085	Civil	44.6%	46.5%
2023 		Civil Commitments	1,660	1%	-11.1%	▼	-207	Civil Commitments	1.6%	1.5%
		GRAND TOTAL	113,986	100%	-1.9%	▼	-2,248	GRAND TOTAL	100%	100%

Filings by Division & Code

Division	Case Type Description	Code	Summary	Change	% Change	Absolute Change
Criminal	Misdemeanor	M	7,850	▼	-4.0%	-324
	Felony	F	3,431	▼	-14.6%	-587
	Capias	CA	782	▲	+12.0%	+84
	Civil Violation	CV	592	▼	-2.5%	-15
	Show Cause	SC	190	▼	-11.2%	-24
	Total			12,845	▼	-6.3%
Traffic	Infraction	I	33,466	▼	-2.8%	-955
	Misdemeanor	M	11,305	▼	-8.4%	-1,036
	Capias	CA	1,014	▲	+1.3%	+13
	Show Cause	SC	390	▲	+2.4%	+9
	Other	O	330	▼	-7.6%	-27
	Civil Violation	CV	18	▼	-93.5%	-257
	Restricted Operators License	RL	4	▼	-63.6%	-7
	Total			46,527	▼	-4.6%
Civil	Garnishment	GA	20,145	▲	+9.2%	+1,692
	Warrant in Debt	WD	15,623	▲	+17.0%	+2,273
	Unlawful Detainer	UD	8,579	▼	-21.4%	-2,341
	Motion for Judgment	MJ	1,969	▼	-8.7%	-187
	Abstract	AJ	1,221	▲	+18.1%	+187
	Admin License	AL	1,061	▼	-19.0%	-249
	Other	OT	819	▼	-7.5%	-66
	Show Cause	SC	772	▲	+0.7%	+5
	Preliminary Protective Order	PP	648	▲	+0.5%	+3
	Protective Order	PO	555	▼	-1.2%	-7
	Interrogatory	IN	463	▼	-4.9%	-24
	Bond Forfeiture	BF	434	▼	-1.1%	-5
	Detinue	DT	336	▼	-32.0%	-158
	Impoundment	IM	101	▼	-25.7%	-35
	Tenants Assertion	TA	91	▲	+5.8%	+5
	Counter Claim	CC	52	▼	-7.1%	-4
	Overweight	OC	49	▲	+14.0%	+6
	Capias	CA	14	▼	-39.1%	-9
	Petition-Restore Arms	PR	11	▼	-8.3%	-1
	Third Party Claim	TH	5	▼	-16.7%	-1
	Cross Claim	CR	3	▲	+200.0%	+2
	Mechanic's Lien	ML	2	▲	-	+2
	Restricted Operators License	RL	1	▼	-50.0%	-1
	Petition to Require Blood Test	BT	0	▼	-100.0%	-2
Total			52,954	▲	2.1%	+1,085
Civil Commitments	Mental Commitment	MC	1,026	▼	-5.4%	-59
	Temporary Detention Order	TD	446	▼	-22.0%	-126
	Other	OT	113	▲	+9.7%	+10
	Emergency Custody Order	EC	71	▼	-33.0%	-35
	Petition	PT	3	▲	-	+3
	Medical Emergency Temporary Detention Order	MT	1	↔	-	-
Total			1,660	▼	-11.1%	-207
GRAND TOTAL			113,986	▼	-1.9%	-2,248

* Compared to same time period as previous year

** Case Type Categories are defined in the 2017 Virginia Judicial Workload Assessment

The data reported reflect the case management system. The case types reported may not necessitate judicial involvement.



Filings by Major Case Category**

Category	Summary	Change	% Change	Absolute Change
Felony	3,431	▼	-14.6%	-587
Garnishment	20,608	▲	+8.8%	+1,668
General Civil	17,986	▲	+12.0%	+1,929
Infraction/Civil Violation	34,455	▼	-3.5%	-1,248
Involuntary Civil Commitments	116	▲	+12.6%	+13
Landlord /Tenant	8,670	▼	-21.2%	-2,336
Misdemeanor	19,160	▼	-6.7%	-1,368
Other	8,357	▼	-3.6%	-315
Protective Orders	1,203	▼	-0.3%	-4
GRAND TOTAL	113,986	▼	-1.9%	-2,248

* Compared to same time period as previous year

** Case Type Categories are defined in the 2017 Virginia Judicial Workload Assessment

The data reported reflect the case management system. The case types reported may not necessitate judicial involvement.

2024 Overall GRAND TOTAL		Distribution of Caseload			Change*		Percentage (%) of Caseload		
28,780	+1,023	Criminal	3,676	13%	-7.2% ▼	-284	Criminal	2023	2024
		Traffic	13,037	45%	15.1% ▲	+1,715	Traffic	14.3%	12.8%
		Civil	11,499	40%	-3.6% ▼	-433	Civil	40.8%	45.3%
		Civil Commitments	568	2%	4.6% ▲	+25	Civil	43.0%	40.0%
		GRAND TOTAL	28,780	100%	3.7% ▲	+1,023	Civil Commitments	2.0%	2.0%
							GRAND TOTAL	100%	100%

Filings by Division & Code

Division	Case Type Description	Code	Summary	Change	% Change	Absolute Change
Criminal	Misdemeanor	M	2,032	▼	-7.0%	-152
	Felony	F	1,145	▼	-13.5%	-178
	Capias	CA	352	▲	+6.3%	+21
	Show Cause	SC	98	▲	+81.5%	+44
	Civil Violation	CV	49	▼	-27.9%	-19
	Total			3,676	▼	-7.2%
Traffic	Infraction	I	11,189	▲	+14.5%	+1,414
	Misdemeanor	M	1,337	▲	+14.1%	+165
	Capias	CA	173	▲	+3.0%	+5
	Civil Violation	CV	164	▲	+5,366.7%	+161
	Show Cause	SC	155	▼	-15.8%	-29
	Restricted Operators License	RL	16	▼	-20.0%	-4
	Felony	F	2	▲	-	+2
	Other	O	1	▲	-	+1
	Total			13,037	▲	15.1%
Civil	Warrant in Debt	WD	3,649	▲	+40.3%	+1,048
	Unlawful Detainer	UD	3,619	▼	-11.0%	-449
	Garnishment	GA	2,476	▼	-19.3%	-593
	Other	OT	563	▼	-4.7%	-28
	Preliminary Protective Order	PP	279	▼	-6.7%	-20
	Motion for Judgment	MJ	267	▼	-46.9%	-236
	Protective Order	PO	236	▼	-21.6%	-65
	Abstract	AJ	95	▼	-30.1%	-41
	Show Cause	SC	94	▼	-15.3%	-17
	Interrogatory	IN	71	▼	-19.3%	-17
	Admin License	AL	53	▼	-19.7%	-13
	Detinue	DT	46	▲	+84.0%	+21
	Counter Claim	CC	14	▼	-44.0%	-11
	Tenants Assertion	TA	14	▼	-22.2%	-4
	Bond Forfeiture	BF	11	▼	-8.3%	-1
	Capias	CA	7	▼	-41.7%	-5
	Petition-Restore Arms	PR	3	↔	-	-
	Overweight	OC	1	▲	-	+1
	Restricted Operators License	RL	1	▲	-	+1
	Impoundment	IM	0	▼	-100.0%	-2
	Third Party Claim	TH	0	▼	-100.0%	-2
Total			11,499	▼	-3.6%	-433
Civil Commitments	Emergency Custody Order	EC	317	▼	-6.8%	-23
	Mental Commitment	MC	222	▲	+32.1%	+54
	Other	OT	29	▼	-12.1%	-4
	Temporary Detention Order	TD	0	▼	-100.0%	-2
	Total			568	▲	4.6%
GRAND TOTAL			28,780	▲	3.7%	+1,023

* Compared to same time period as previous year

** Case Type Categories are defined in the 2017 Virginia Judicial Workload Assessment

The data reported reflect the case management system. The case types reported may not necessitate judicial involvement.



Filings by Major Case Category**

Category	Summary	Change	% Change	Absolute Change
Felony	1,147	▲	-13.3%	-176
Garnishment	2,547	▼	-19.3%	-610
General Civil	3,971	▲	+26.5%	+831
Infraction/Civil Violation	11,404	▲	+15.8%	+1,558
Involuntary Civil Commitments	29	▼	-12.1%	-4
Landlord /Tenant	3,633	▼	-11.1%	-453
Misdemeanor	3,386	▲	+0.3%	+10
Other	2,148	▼	-2.2%	-48
Protective Orders	515	▼	-14.2%	-85
GRAND TOTAL	28,780	▲	3.7%	+1,023

* Compared to same time period as previous year

** Case Type Categories are defined in the 2017 Virginia Judicial Workload Assessment

The data reported reflect the case management system. The case types reported may not necessitate judicial involvement.

2024 Overall GRAND TOTAL		Distribution of Caseload			Change*		Percentage (%) of Caseload		
84,395	+8,775	Criminal	9,863	12%	10.9% ▲	+973	Criminal	2023	2024
		Traffic	38,750	46%	52.9% ▲	+13,409	Traffic	11.8%	11.7%
		Civil	35,146	42%	-13.7% ▼	-5,569	Civil	33.5%	45.9%
		Civil Commitments	636	1%	-5.6% ▼	-38	Civil Commitments	53.8%	41.6%
		GRAND TOTAL	84,395	100%	11.6% ▲	+8,775	GRAND TOTAL	0.9%	0.8%
							GRAND TOTAL	100%	100%

Filings by Division & Code

Division	Case Type Description	Code	Summary	Change	% Change	Absolute Change
Criminal	Misdemeanor	M	6,610	▲	+14.2%	+824
	Felony	F	2,551	▲	+3.4%	+83
	Show Cause	SC	390	▲	+21.5%	+69
	Capias	CA	182	▼	-6.7%	-13
	Civil Violation	CV	130	▲	+8.3%	+10
	Total			9,863	▲	10.9%
Traffic	Infraction	I	33,920	▲	+58.9%	+12,572
	Misdemeanor	M	4,266	▲	+23.3%	+805
	Show Cause	SC	213	▲	+55.5%	+76
	Other	O	206	▼	-12.0%	-28
	Felony	F	108	▲	+11.3%	+11
	Restricted Operators License	RL	26	▼	-43.5%	-20
	Capias	CA	9	▼	-47.1%	-8
	Civil Violation	CV	2	▲	+100.0%	+1
Total			38,750	▲	52.9%	+13,409
Civil	Garnishment	GA	11,838	▼	-29.6%	-4,970
	Warrant in Debt	WD	9,956	▲	+13.5%	+1,187
	Unlawful Detainer	UD	7,771	▼	-14.8%	-1,348
	Other	OT	1,683	▼	-0.8%	-13
	Preliminary Protective Order	PP	890	▼	-0.7%	-6
	Protective Order	PO	757	▲	+4.3%	+31
	Abstract	AJ	583	▼	-21.5%	-160
	Show Cause	SC	466	▼	-33.6%	-236
	Bond Forfeiture	BF	257	▼	-14.3%	-43
	Admin License	AL	223	▲	+18.6%	+35
	Interrogatory	IN	195	▼	+18.2%	+30
	Motion for Judgment	MJ	188	▼	-17.2%	-39
	Detinue	DT	167	▼	-22.0%	-47
	Tenants Assertion	TA	111	▲	+13.3%	+13
	Counter Claim	CC	35	▲	+9.4%	+3
	Impoundment	IM	14	▲	+40.0%	+4
	Third Party Claim	TH	7	▼	-12.5%	-1
	Capias	CA	3	▼	-25.0%	-1
	Overweight	OC	1	▼	-50.0%	-1
	Petition-Restore Arms	PR	1	▼	-75.0%	-3
	Detinue Seizure	DZ	0	▼	-100.0%	-1
Interrogatory-Not	IC	0	▼	-100.0%	-1	
Restricted Operators License	RL	0	▼	-100.0%	-2	
Total			35,146	▼	-13.7%	-5,569
Civil Commitments	Emergency Custody Order	EC	239	▲	+24.5%	+47
	Mental Commitment	MC	237	▼	-18.0%	-52
	Temporary Detention Order	TD	90	▲	+80.0%	+40
	Petition	PT	38	▼	-47.2%	-34
	Other	OT	31	▼	-50.0%	-31
	Medical Emergency Custody Order	ME	1	▲	-	+1
	Medical Emergency Temporary Detention Order	MT	0	▼	-100.0%	-9
Total			636	▼	-5.6%	-38
GRAND TOTAL			84,395	▲	11.6%	+8,775

* Compared to same time period as previous year

** Case Type Categories are defined in the 2017 Virginia Judicial Workload Assessment

The data reported reflect the case management system. The case types reported may not necessitate judicial involvement.



Filings by Major Case Category**

Category	Summary	Change	% Change	Absolute Change
Felony	2,659	▲	+3.7%	+94
Garnishment	12,033	▼	-29.1%	-4,940
General Civil	10,456	▼	+11.4%	+1,068
Infraction/Civil Violation	34,259	▲	+57.8%	+12,554
Involuntary Civil Commitments	69	▼	-48.5%	-65
Landlord /Tenant	7,882	▼	-14.5%	-1,335
Misdemeanor	10,902	▼	+17.3%	+1,607
Other	4,488	▲	-4.9%	-233
Protective Orders	1,647	▲	+1.5%	+25
GRAND TOTAL	84,395	▲	11.6%	+8,775

* Compared to same time period as previous year

** Case Type Categories are defined in the 2017 Virginia Judicial Workload Assessment

The data reported reflect the case management system. The case types reported may not necessitate judicial involvement.

2024 Overall GRAND TOTAL		Distribution of Caseload			Change*		Percentage (%) of Caseload		
3,751	+790	Criminal	891	24%	20.9% ▲	+154	Criminal	2023	2024
		Traffic	1,919	51%	47.3% ▲	+616	Traffic	24.9%	23.8%
		Civil	880	23%	0.2% ▲	+2	Civil	44.0%	51.2%
		Civil Commitments	61	2%	41.9% ▲	+18	Civil Commitments	29.7%	23.5%
		GRAND TOTAL	3,751	100%	26.7% ▲	+790	GRAND TOTAL	100%	100%

Filings by Division & Code

Division	Case Type Description	Code	Summary	Change	% Change	Absolute Change
Criminal	Misdemeanor	M	458	▲	+11.2%	+46
	Felony	F	269	▲	+74.7%	+115
	Capias	CA	117	▼	-4.9%	-6
	Show Cause	SC	28	▼	-17.6%	-6
	Civil Violation	CV	19	▲	+35.7%	+5
	Total			891	▲	20.9%
Traffic	Infraction	I	1,474	▲	+56.3%	+531
	Misdemeanor	M	432	▲	+23.8%	+83
	Capias	CA	11	▲	+83.3%	+5
	Civil Violation	CV	2	▼	-33.3%	-1
	Felony	F	0	▼	-100.0%	-1
	Show Cause	SC	0	▼	-100.0%	-1
	Total			1,919	▲	47.3%
Civil	Garnishment	GA	238	▼	-18.2%	-53
	Warrant in Debt	WD	230	▲	+16.8%	+33
	Unlawful Detainer	UD	192	▲	+9.7%	+17
	Other	OT	78	▲	-15.2%	-14
	Detinue	DT	35	▼	-28.6%	-14
	Preliminary Protective Order	PP	26	▲	+30.0%	+6
	Motion for Judgment	MJ	20	▲	-	+20
	Admin License	AL	17	▲	+13.3%	+2
	Protective Order	PO	15	▲	+25.0%	+3
	Show Cause	SC	8	↔	-	-
	Bond Forfeiture	BF	7	↔	-	-
	Abstract	AJ	6	▼	-25.0%	-2
	Impoundment	IM	2	▲	-	+2
	Interrogatory	IN	2	▼	-33.3%	-1
	Third Party Claim	TH	2	▲	-	+2
	Capias	CA	1	▲	-	+1
	Petition-Restore Arms	PR	1	▲	-	+1
	Tenants Assertion	TA	0	▼	-100.0%	-1
Total			880	▲	0.2%	+2
Civil Commitments	Emergency Custody Order	EC	31	▲	+55.0%	+11
	Temporary Detention Order	TD	30	▲	+76.5%	+13
	Mental Commitment	MC	0	▼	-100.0%	-6
	Total			61	▲	41.9%
GRAND TOTAL			3,751	▲	26.7%	+790

Filings by Major Case Category**

Category	Summary	Change	% Change	Absolute Change
Felony	269	▼	+73.5%	+114
Garnishment	240	▼	-18.4%	-54
General Civil	288	▲	+17.1%	+42
Infraction/Civil Violation	1,495	▲	+55.7%	+535
Landlord /Tenant	192	▼	+9.1%	+16
Misdemeanor	890	▲	+17.0%	+129

* Compared to same time period as previous year

** Case Type Categories are defined in the 2017 Virginia Judicial Workload Assessment

The data reported reflect the case management system. The case types reported may not necessitate judicial involvement.

CPSS - GCMS CASELOAD STATISTICS OF THE GENERAL DISTRICT COURTS
 January 2024 thru November 2024 Filings (Compared to January 2023 thru November 2023)

Other	336	▲	-0.3%	-1
Protective Orders	41	▲	+28.1%	+9
GRAND TOTAL	3,751	▲	26.7%	+790

* Compared to same time period as previous year

** Case Type Categories are defined in the 2017 Virginia Judicial Workload Assessment

The data reported reflect the case management system. The case types reported may not necessitate judicial involvement.

2024 Overall GRAND TOTAL		Distribution of Caseload			Change*		Percentage (%) of Caseload		
9,890 +960 	Criminal	974	10%	19.8% ▲	+161	Criminal	2023 9.1%	2024 9.8%	
	Traffic	6,723	68%	8.8% ▲	+542	Traffic	69.2%	68.0%	
2024	Civil	2,130	22%	12.6% ▲	+238	Civil	21.2%	21.5%	
2023	Civil Commitments	63	1%	43.2% ▲	+19	Civil Commitments	0.5%	0.6%	
	GRAND TOTAL	9,890	100%	10.8% ▲	+960	GRAND TOTAL	100%	100%	

Filings by Division & Code

Division	Case Type Description	Code	Summary	Change	% Change	Absolute Change
Criminal	Misdemeanor	M	533	▲	+9.9%	+48
	Felony	F	335	▲	+46.3%	+106
	Capias	CA	52	▲	+23.8%	+10
	Civil Violation	CV	29	▲	+31.8%	+7
	Show Cause	SC	25	▼	-28.6%	-10
	Total			974	▲	19.8%
Traffic	Infraction	I	5,051	▲	+8.8%	+407
	Misdemeanor	M	1,455	▲	+12.7%	+164
	Capias	CA	173	▼	-15.6%	-32
	Show Cause	SC	32	▲	+10.3%	+3
	Felony	F	11	▲	+22.2%	+2
	Civil Violation	CV	1	▼	-66.7%	-2
	Total			6,723	▲	8.8%
Civil	Warrant in Debt	WD	853	▲	+41.9%	+252
	Garnishment	GA	529	▲	+5.0%	+25
	Unlawful Detainer	UD	452	▼	-20.1%	-114
	Admin License	AL	66	▲	+3.1%	+2
	Other	OT	54	▲	+22.7%	+10
	Protective Order	PO	41	▲	+141.2%	+24
	Preliminary Protective Order	PP	39	▲	+178.6%	+25
	Abstract	AJ	18	▲	+20.0%	+3
	Show Cause	SC	16	▲	+166.7%	+10
	Detinue	DT	15	▼	-25.0%	-5
	Impoundment	IM	14	▼	-12.5%	-2
	Bond Forfeiture	BF	9	▲	+200.0%	+6
	Interrogatory	IN	9	▼	-25.0%	-3
	Motion for Judgment	MJ	6	↔		-
	Capias	CA	4	▲	+100.0%	+2
	Counter Claim	CC	1	▲	-	+1
	Emergency Substantial Risk Order	SR	1	▲	-	+1
	Interrogatory-Not	IC	1	▲	-	+1
	Petition-Restore Arms	PR	1	▲	-	+1
	Tenants Assertion	TA	1	▼	-50.0%	-1
Total			2,130	▲	12.6%	+238
Civil Commitments	Temporary Detention Order	TD	47	▲	+27.0%	+10
	Emergency Custody Order	EC	16	▲	+128.6%	+9
	Total		63	▲	43.2%	+19
GRAND TOTAL			9,890	▲	10.8%	+960

Filings by Major Case Category**

Category	Summary	Change	% Change	Absolute Change
Felony	346	▲	+45.4%	+108
Garnishment	538	▼	+4.3%	+22
General Civil	884	▲	+39.4%	+250
Infraction/Civil Violation	5,081	▼	+8.8%	+412
Landlord /Tenant	453	▼	-20.2%	-115

* Compared to same time period as previous year

** Case Type Categories are defined in the 2017 Virginia Judicial Workload Assessment

The data reported reflect the case management system. The case types reported may not necessitate judicial involvement.



CPSS - GCMS CASELOAD STATISTICS OF THE GENERAL DISTRICT COURTS
 January 2024 thru November 2024 Filings (Compared to January 2023 thru November 2023)

Misdemeanor	1,988	▲	+11.9%	+212
New to Workload Study	1	▲	-	+1
Other	519	▲	+4.2%	+21
Protective Orders	80	▲	+158.1%	+49
GRAND TOTAL	9,890	▲	10.8%	+960

* Compared to same time period as previous year

** Case Type Categories are defined in the 2017 Virginia Judicial Workload Assessment

The data reported reflect the case management system. The case types reported may not necessitate judicial involvement.

2024 Overall GRAND TOTAL		Distribution of Caseload			Change*		Percentage (%) of Caseload		
11,026	-554	Criminal	509	5%	15.9% ▲	+70	Criminal	2023 3.8%	2024 4.6%
		Traffic	9,503	86%	-7.2% ▼	-742	Traffic	88.5%	86.2%
2024 		Civil	985	9%	14.7% ▲	+126	Civil	7.4%	8.9%
2023 		Civil Commitments	29	0%	-21.6% ▼	-8	Civil Commitments	0.3%	0.3%
		GRAND TOTAL	11,026	100%	-4.8% ▼	-554	GRAND TOTAL	100%	100%

Filings by Division & Code

Division	Case Type Description	Code	Summary	Change	% Change	Absolute Change
Criminal	Misdemeanor	M	324	▲	+14.1%	+40
	Felony	F	137	▲	+67.1%	+55
	Capias	CA	22	▼	-40.5%	-15
	Civil Violation	CV	14	▲	+100.0%	+7
	Show Cause	SC	12	▼	-58.6%	-17
	Total			509	▲	15.9%
Traffic	Infraction	I	8,192	▼	-7.6%	-677
	Misdemeanor	M	1,106	▼	-1.5%	-17
	Capias	CA	178	▼	-9.2%	-18
	Show Cause	SC	23	▼	-53.1%	-26
	Felony	F	3	▲	+200.0%	+2
	Civil Violation	CV	1	▼	-80.0%	-4
	Restricted Operators License	RL	0	▼	-100.0%	-2
	Total			9,503	▼	-7.2%
Civil	Warrant in Debt	WD	390	▲	+33.6%	+98
	Garnishment	GA	269	▲	+5.1%	+13
	Unlawful Detainer	UD	147	↔		-
	Other	OT	74	▲	+8.8%	+6
	Preliminary Protective Order	PP	29	↔		-
	Protective Order	PO	24	▼	-4.0%	-1
	Admin License	AL	20	▲	+185.7%	+13
	Impoundment	IM	8	▲	+300.0%	+6
	Interrogatory	IN	6	▼	-25.0%	-2
	Show Cause	SC	5	▲	+66.7%	+2
	Abstract	AJ	3	▼	-70.0%	-7
	Detinue	DT	3	▼	-50.0%	-3
	Bond Forfeiture	BF	2	↔		-
	Overweight	OC	2	▲	-	+2
	Tenants Assertion	TA	2	▲	-	+2
	Motion for Judgment	MJ	1	▼	-50.0%	-1
	Petition-Restore Arms	PR	0	▼	-100.0%	-2
Total			985	▲	14.7%	+126
Civil Commitments	Temporary Detention Order	TD	18	▼	-18.2%	-4
	Emergency Custody Order	EC	11	▼	-26.7%	-4
	Total			29	▼	-21.6%
GRAND TOTAL			11,026	▼	-4.8%	-554

Filings by Major Case Category**

Category	Summary	Change	% Change	Absolute Change
Felony	140	▲	+68.7%	+57
Garnishment	275	▼	+4.2%	+11
General Civil	401	▼	+31.5%	+96
Infraction/Civil Violation	8,209	▲	-7.6%	-672
Landlord /Tenant	149	▲	+1.4%	+2
Misdemeanor	1,430	▼	+1.5%	+21
Other	369	▲	-15.6%	-68

* Compared to same time period as previous year

** Case Type Categories are defined in the 2017 Virginia Judicial Workload Assessment



The data reported reflect the case management system. The case types reported may not necessitate judicial involvement.

CPSS - GCMS CASELOAD STATISTICS OF THE GENERAL DISTRICT COURTS
 January 2024 thru November 2024 Filings (Compared to January 2023 thru November 2023)

Southampton
 District: 5 FIPS: 175

Protective Orders	53	▼	-1.9%	-1
GRAND TOTAL	11,026	▼	-4.8%	-554

* Compared to same time period as previous year ** Case Type Categories are defined in the 2017 Virginia Judicial Workload Assessment
 The data reported reflect the case management system. The case types reported may not necessitate judicial involvement.

2024 Overall GRAND TOTAL		Distribution of Caseload			Change*		Percentage (%) of Caseload		
20,229	+1,825	Criminal	3,259	16%	-1.3% ▼	-42	Criminal	2023	2024
		Traffic	7,482	37%	20.5% ▲	+1,272	Traffic	17.9%	16.1%
		Civil	8,976	44%	7.0% ▲	+589	Civil	33.7%	37.0%
		Civil Commitments	512	3%	1.2% ▲	+6	Civil Commitments	45.6%	44.4%
		GRAND TOTAL	20,229	100%	9.9% ▲	+1,825	GRAND TOTAL	2.7%	2.5%
							GRAND TOTAL	100%	100%

Filings by Division & Code

Division	Case Type Description	Code	Summary	Change	% Change	Absolute Change
Criminal	Misdemeanor	M	1,960	▼	-1.6%	-32
	Felony	F	929	▲	+1.6%	+15
	Capias	CA	208	▲	+3.5%	+7
	Show Cause	SC	92	▼	-23.3%	-28
	Civil Violation	CV	70	▼	-5.4%	-4
	Total			3,259	▼	-1.3%
Traffic	Infraction	I	4,162	▲	+5.7%	+224
	Misdemeanor	M	1,985	▲	+20.8%	+342
	Civil Violation	CV	1,076	▲	+217.4%	+737
	Capias	CA	180	▼	-11.3%	-23
	Show Cause	SC	67	▼	-10.7%	-8
	Felony	F	12	↔		-
Total			7,482	▲	20.5%	+1,272
Civil	Warrant in Debt	WD	3,632	▲	+22.7%	+671
	Garnishment	GA	2,540	▲	+2.0%	+49
	Unlawful Detainer	UD	1,418	▲	+3.7%	+50
	Other	OT	350	▲	-2.5%	-9
	Preliminary Protective Order	PP	165	▼	-8.8%	-16
	Protective Order	PO	132	▲	+10.0%	+12
	Zoning Violation	ZO	123	▼	-13.4%	-19
	Show Cause	SC	104	▼	-3.7%	-4
	Detinue	DT	95	▼	-52.3%	-104
	Overweight	OC	91	▲	+24.7%	+18
	Abstract	AJ	89	▼	-41.4%	-63
	Admin License	AL	87	▲	+7.4%	+6
	Motor Carrier	MC	48	▲	+4.3%	+2
	Interrogatory	IN	40	▲	+14.3%	+5
	Motion for Judgment	MJ	38	▼	-2.6%	-1
	Tenants Assertion	TA	14	▲	+75.0%	+6
	Counter Claim	CC	5	▼	-44.4%	-4
	Capias	CA	2	▼	-50.0%	-2
	Bond Forfeiture	BF	1	▼	-85.7%	-6
	Impoundment	IM	1	▲	-	+1
Petition-Restore Arms	PR	1	▼	-66.7%	-2	
Third Party Claim	TH	0	▼	-100.0%	-1	
Total			8,976	▲	7.0%	+589
Civil Commitments	Temporary Detention Order	TD	209	▼	-13.3%	-32
	Emergency Custody Order	EC	164	▲	+21.5%	+29
	Mental Commitment	MC	132	▲	+6.5%	+8
	Medical Emergency Temporary Detention Order	MT	4	▲	+33.3%	+1
	Medical Emergency Custody Order	ME	3	↔		-
Total			512	▲	1.2%	+6
GRAND TOTAL			20,229	▲	9.9%	+1,825

* Compared to same time period as previous year

** Case Type Categories are defined in the 2017 Virginia Judicial Workload Assessment

The data reported reflect the case management system. The case types reported may not necessitate judicial involvement.

Filings by Major Case Category**

Category	Summary	Change	% Change	Absolute Change
Felony	941	▲	+1.6%	+15
Garnishment	2,580	▲	+2.1%	+54
General Civil	3,820	▼	+17.6%	+573
Infraction/Civil Violation	5,447	▲	+21.9%	+977
Landlord /Tenant	1,432	▲	+4.1%	+56
Misdemeanor	4,068	▲	+7.7%	+291
Other	1,644	▲	-7.7%	-137
Protective Orders	297	▲	-1.3%	-4
GRAND TOTAL	20,229	▲	9.9%	+1,825

* Compared to same time period as previous year

** Case Type Categories are defined in the 2017 Virginia Judicial Workload Assessment

The data reported reflect the case management system. The case types reported may not necessitate judicial involvement.

2024 Overall GRAND TOTAL		Distribution of Caseload			Change*		Percentage (%) of Caseload		
26,772	+2,472	Criminal	540	2%	15.6% ▲	+73	Criminal	2023	2024
		Traffic	25,335	95%	9.8% ▲	+2,254	Traffic	1.9%	2.0%
2024		Civil	867	3%	21.4% ▲	+153	Civil	95.0%	94.6%
2023		Civil Commitments	30	0%	-21.1% ▼	-8	Civil Commitments	2.9%	3.2%
		GRAND TOTAL	26,772	100%	10.2% ▲	+2,472	GRAND TOTAL	0.2%	0.1%
							GRAND TOTAL	100%	100%

Filings by Division & Code

Division	Case Type Description	Code	Summary	Change	% Change	Absolute Change
Criminal	Misdemeanor	M	331	▲	+1.2%	+4
	Felony	F	145	▲	+48.0%	+47
	Capias	CA	28	▲	+115.4%	+15
	Show Cause	SC	23	▲	+27.8%	+5
	Civil Violation	CV	13	▲	+18.2%	+2
	Total			540	▲	15.6%
Traffic	Infraction	I	20,317	▲	+11.7%	+2,135
	Misdemeanor	M	4,983	▲	+2.1%	+104
	Felony	F	16	▲	+77.8%	+7
	Capias	CA	11	▲	+83.3%	+5
	Civil Violation	CV	5	↔	-	-
	Restricted Operators License	RL	3	▲	-	+3
	Total			25,335	▲	9.8%
Civil	Warrant in Debt	WD	384	▲	+46.0%	+121
	Garnishment	GA	245	▼	-2.0%	-5
	Unlawful Detainer	UD	101	▲	+44.3%	+31
	Admin License	AL	29	▲	+45.0%	+9
	Other	OT	27	▲	-22.9%	-8
	Overweight	OC	19	▼	-20.8%	-5
	Preliminary Protective Order	PP	16	▲	+6.7%	+1
	Motor Carrier	MC	14	▲	+75.0%	+6
	Impoundment	IM	8	▲	+300.0%	+6
	Detinue	DT	6	▲	+50.0%	+2
	Bond Forfeiture	BF	4	▼	-60.0%	-6
	Motion for Judgment	MJ	4	▲	+100.0%	+2
	Protective Order	PO	4	▼	-33.3%	-2
	Interrogatory	IN	3	▲	+50.0%	+1
	Show Cause	SC	2	▲	-	+2
	Tenants Assertion	TA	1	▲	-	+1
	Abstract	AJ	0	▼	-100.0%	-2
	Petition-Restore Arms	PR	0	▼	-100.0%	-1
Total			867	▲	21.4%	+153
Civil Commitments	Temporary Detention Order	TD	22	▼	-15.4%	-4
	Emergency Custody Order	EC	7	▼	-30.0%	-3
	Mental Commitment	MC	1	▼	-50.0%	-1
	Total			30	▼	-21.1%
GRAND TOTAL			26,772	▲	10.2%	+2,472

Filings by Major Case Category**

Category	Summary	Change	% Change	Absolute Change
Felony	161	▲	+50.5%	+54
Garnishment	248	▲	-1.6%	-4
General Civil	402	▲	+46.2%	+127
Infraction/Civil Violation	20,368	▲	+11.7%	+2,138
Landlord /Tenant	102	▲	+45.7%	+32
Misdemeanor	5,317	▲	+2.1%	+111

* Compared to same time period as previous year

** Case Type Categories are defined in the 2017 Virginia Judicial Workload Assessment

The data reported reflect the case management system. The case types reported may not necessitate judicial involvement.

CPSS - GCMS CASELOAD STATISTICS OF THE GENERAL DISTRICT COURTS
 January 2024 thru November 2024 Filings (Compared to January 2023 thru November 2023)

Brunswick



District: 6 FIPS: 025

Other	154	▲	+10.8%	+15
Protective Orders	20	▼	-4.8%	-1
GRAND TOTAL	26,772	▲	10.2%	+2,472

* Compared to same time period as previous year

** Case Type Categories are defined in the 2017 Virginia Judicial Workload Assessment

The data reported reflect the case management system. The case types reported may not necessitate judicial involvement.

2024 Overall GRAND TOTAL		Distribution of Caseload			Change*		Percentage (%) of Caseload		
8,160	+28	Criminal	588	7%	20.0% ▲	+98	Criminal	2023 6.0%	2024 7.2%
		Traffic	6,342	78%	-3.8% ▼	-253	Traffic	81.1%	77.7%
		Civil	1,207	15%	18.4% ▲	+188	Civil	12.5%	14.8%
		Civil Commitments	23	0%	-17.9% ▼	-5	Civil Commitments	0.3%	0.3%
		GRAND TOTAL	8,160	100%	0.3% ▲	+28	GRAND TOTAL	100%	100%

Filings by Division & Code

Division	Case Type Description	Code	Summary	Change	% Change	Absolute Change
Criminal	Misdemeanor	M	330	▲	+24.5%	+65
	Felony	F	131	▲	+8.3%	+10
	Capias	CA	77	▲	+11.6%	+8
	Show Cause	SC	34	▲	+70.0%	+14
	Civil Violation	CV	16	▲	+6.7%	+1
	Total			588	▲	20.0%
Traffic	Infraction	I	5,355	▲	+1.5%	+77
	Misdemeanor	M	960	▼	-25.8%	-334
	Capias	CA	14	▲	+16.7%	+2
	Show Cause	SC	5	▲	+25.0%	+1
	Felony	F	4	▼	-33.3%	-2
	Other	O	4	▲	+300.0%	+3
	Total			6,342	▼	-3.8%
Civil	Interrogatory	IN	364	▲	+4.9%	+17
	Warrant in Debt	WD	320	▲	+55.3%	+114
	Garnishment	GA	227	▲	+6.6%	+14
	Detinue	DT	168	▲	+66.3%	+67
	Unlawful Detainer	UD	66	▼	-35.9%	-37
	Other	OT	18	▲	-	-
	Preliminary Protective Order	PP	14	▲	+250.0%	+10
	Admin License	AL	10	▲	+66.7%	+4
	Protective Order	PO	8	▲	-	+8
	Show Cause	SC	5	▼	-54.5%	-6
	Bond Forfeiture	BF	4	↔	-	-
	Capias	CA	1	▼	-50.0%	-1
	Impoundment	IM	1	▼	-50.0%	-1
	Tenants Assertion	TA	1	▲	-	+1
	Motion for Judgment	MJ	0	▼	-100.0%	-2
Total			1,207	▲	18.4%	+188
Civil Commitments	Temporary Detention Order	TD	17	▼	-15.0%	-3
	Emergency Custody Order	EC	6	▼	-14.3%	-1
	Mental Commitment	MC	0	▼	-100.0%	-1
Total			23	▼	-17.9%	-5
GRAND TOTAL			8,160	▲	0.3%	+28

Filings by Major Case Category**

Category	Summary	Change	% Change	Absolute Change
Felony	135	▼	+6.3%	+8
Garnishment	591	▲	+5.5%	+31
General Civil	492	▲	+57.7%	+180
Infraction/Civil Violation	5,375	▲	+1.5%	+81
Landlord /Tenant	67	▲	-35.0%	-36
Misdemeanor	1,290	▼	-17.3%	-269
Other	188	▼	+8.7%	+15
Protective Orders	22	▲	+450.0%	+18

* Compared to same time period as previous year

** Case Type Categories are defined in the 2017 Virginia Judicial Workload Assessment

The data reported reflect the case management system. The case types reported may not necessitate judicial involvement.

CPSS - GCMS CASELOAD STATISTICS OF THE GENERAL DISTRICT COURTS
January 2024 thru November 2024 Filings (Compared to January 2023 thru November 2023)

<i>GRAND TOTAL</i>	8,160	▲	0.3%	+28
---------------------------	--------------	---	------	-----

* Compared to same time period as previous year

** Case Type Categories are defined in the 2017 Virginia Judicial Workload Assessment

The data reported reflect the case management system. The case types reported may not necessitate judicial involvement.

2024 Overall GRAND TOTAL		Distribution of Caseload			Change*		Percentage (%) of Caseload		
14,611	-388	Criminal	265	2%	-26.8% ▼	-97	Criminal	2023 2.4%	2024 1.8%
		Traffic	13,046	89%	-2.9% ▼	-384	Traffic	89.5%	89.3%
2024		Civil	1,219	8%	6.8% ▲	+78	Civil	7.6%	8.3%
2023		Civil Commitments	81	1%	22.7% ▲	+15	Civil Commitments	0.4%	0.6%
		GRAND TOTAL	14,611	100%	-2.6% ▼	-388	GRAND TOTAL	100%	100%

Filings by Division & Code

Division	Case Type Description	Code	Summary	Change	% Change	Absolute Change
Criminal	Misdemeanor	M	118	▼	-25.8%	-41
	Felony	F	91	▼	-31.6%	-42
	Capias	CA	30	▼	-25.0%	-10
	Show Cause	SC	21	▲	+23.5%	+4
	Civil Violation	CV	5	▼	-61.5%	-8
	Total			265	▼	-26.8%
Traffic	Infraction	I	8,892	▼	-1.6%	-143
	Misdemeanor	M	4,080	▼	-6.2%	-268
	Capias	CA	54	▲	+58.8%	+20
	Show Cause	SC	10	▲	+233.3%	+7
	Felony	F	5	▼	-44.4%	-4
	Other	O	5	▲	-	+5
	Civil Violation	CV	0	▼	-100.0%	-1
	Total			13,046	▼	-2.9%
Civil	Interrogatory	IN	624	▲	+4.9%	+29
	Warrant in Debt	WD	304	▲	+38.8%	+85
	Garnishment	GA	154	▼	-12.5%	-22
	Unlawful Detainer	UD	65	▼	-13.3%	-10
	Other	OT	23	▲	-20.7%	-6
	Show Cause	SC	12	▲	+20.0%	+2
	Preliminary Protective Order	PP	11	▲	+10.0%	+1
	Admin License	AL	5	▼	-44.4%	-4
	Bond Forfeiture	BF	5	▲	+66.7%	+2
	Motion for Judgment	MJ	4	▲	+300.0%	+3
	Protective Order	PO	4	↔	-	-
	Detinue	DT	3	↔	-	-
	Tenants Assertion	TA	3	▲	-	+3
	Impoundment	IM	1	↔	-	-
	Overweight	OC	1	▼	-66.7%	-2
	Capias	CA	0	▼	-100.0%	-2
	Petition-Restore Arms	PR	0	▼	-100.0%	-1
	Total			1,219	▲	6.8%
Civil Commitments	Temporary Detention Order	TD	33	▲	+50.0%	+11
	Mental Commitment	MC	25	▼	-13.8%	-4
	Emergency Custody Order	EC	23	▲	+53.3%	+8
	Total			81	▲	22.7%
GRAND TOTAL			14,611	▼	-2.6%	-388

Filings by Major Case Category**

Category	Summary	Change	% Change	Absolute Change
Felony	96	▼	-32.4%	-46
Garnishment	778	▼	+0.9%	+7
General Civil	315	▲	+40.0%	+90
Infraction/Civil Violation	8,903	▲	-1.6%	-149
Landlord /Tenant	68	▲	-9.3%	-7
Misdemeanor	4,198	▼	-6.9%	-309

* Compared to same time period as previous year

** Case Type Categories are defined in the 2017 Virginia Judicial Workload Assessment

The data reported reflect the case management system. The case types reported may not necessitate judicial involvement.



CPSS - GCMS CASELOAD STATISTICS OF THE GENERAL DISTRICT COURTS
 January 2024 thru November 2024 Filings (Compared to January 2023 thru November 2023)

Other	238	▲	+11.7%	+25
Protective Orders	15	▲	+7.1%	+1
GRAND TOTAL	14,611	▼	-2.6%	-388

* Compared to same time period as previous year

** Case Type Categories are defined in the 2017 Virginia Judicial Workload Assessment

The data reported reflect the case management system. The case types reported may not necessitate judicial involvement.

2024 Overall GRAND TOTAL		Distribution of Caseload			Change*		Percentage (%) of Caseload		
14,438	-1,289	Criminal	1,309	9%	8.5% ▲	+103	Criminal	2023 7.7%	2024 9.1%
		Traffic	9,395	65%	-16.5% ▼	-1,853	Traffic	71.5%	65.1%
2024 		Civil	3,192	22%	16.5% ▲	+453	Civil	17.4%	22.1%
2023 		Civil Commitments	542	4%	1.5% ▲	+8	Civil Commitments	3.4%	3.8%
		GRAND TOTAL	14,438	100%	-8.2% ▼	-1,289	GRAND TOTAL	100%	100%

Filings by Division & Code

Division	Case Type Description	Code	Summary	Change	% Change	Absolute Change
Criminal	Misdemeanor	M	674	▲	+18.2%	+104
	Felony	F	435	▲	+3.6%	+15
	Capias	CA	139	▼	-9.2%	-14
	Show Cause	SC	50	▲	+8.7%	+4
	Civil Violation	CV	10	▼	-41.2%	-7
	Motion	MO	1	▲	-	+1
	Total			1,309	▲	8.5%
Traffic	Infraction	I	7,747	▼	-14.8%	-1,343
	Misdemeanor	M	1,535	▼	-24.3%	-492
	Capias	CA	72	▼	-7.7%	-6
	Show Cause	SC	23	▼	-32.4%	-11
	Felony	F	18	↔	-	-
	Civil Violation	CV	0	▼	-100.0%	-1
Total			9,395	▼	-16.5%	-1,853
Civil	Warrant in Debt	WD	1,182	▲	+63.3%	+458
	Garnishment	GA	850	▼	-7.0%	-64
	Unlawful Detainer	UD	830	▲	+3.1%	+25
	Other	OT	79	▲	+58.0%	+29
	Preliminary Protective Order	PP	78	▲	+20.0%	+13
	Protective Order	PO	41	▲	+28.1%	+9
	Show Cause	SC	40	▼	-9.1%	-4
	Abstract	AJ	19	▲	+58.3%	+7
	Motion for Judgment	MJ	16	▼	-11.1%	-2
	Detinue	DT	14	▼	-51.7%	-15
	Admin License	AL	11	▼	-47.6%	-10
	Interrogatory	IN	10	▲	+100.0%	+5
	Tenants Assertion	TA	7	▲	+40.0%	+2
	Bond Forfeiture	BF	5	▲	+25.0%	+1
	Impoundment	IM	4	▲	-	+4
	Petition-Restore Arms	PR	3	▼	-25.0%	-1
	Counter Claim	CC	1	↔	-	-
	Cross Claim	CR	1	▲	-	+1
	Interrogatory-Not	IC	1	▼	-66.7%	-2
	Capias	CA	0	▼	-100.0%	-2
Restricted Operators License	RL	0	▼	-100.0%	-1	
Total			3,192	▲	16.5%	+453
Civil Commitments	Mental Commitment	MC	299	▼	-8.8%	-29
	Emergency Custody Order	EC	124	▲	+63.2%	+48
	Temporary Detention Order	TD	72	▼	-11.1%	-9
	Other	OT	45	▲	+4.7%	+2
	Medical Emergency Temporary Detention Order	MT	2	▼	-60.0%	-3
	Medical Emergency Custody Order	ME	0	▼	-100.0%	-1
Total			542	▲	1.5%	+8
GRAND TOTAL			14,438	▼	-8.2%	-1,289

* Compared to same time period as previous year

** Case Type Categories are defined in the 2017 Virginia Judicial Workload Assessment

The data reported reflect the case management system. The case types reported may not necessitate judicial involvement.



Filings by Major Case Category**

Category	Summary	Change	% Change	Absolute Change
Felony	453	▲	+3.4%	+15
Garnishment	860	▲	-6.4%	-59
General Civil	1,221	▲	+57.3%	+445
Infraction/Civil Violation	7,757	▼	-14.8%	-1,351
Involuntary Civil Commitments	45	▲	+4.7%	+2
Landlord /Tenant	837	▲	+3.3%	+27
Misdemeanor	2,209	▼	-15.0%	-389
Other	937	▲	-0.1%	-1
Protective Orders	119	▲	+22.7%	+22
GRAND TOTAL	14,438	▼	-8.2%	-1,289

* Compared to same time period as previous year

** Case Type Categories are defined in the 2017 Virginia Judicial Workload Assessment

The data reported reflect the case management system. The case types reported may not necessitate judicial involvement.

2024 Overall GRAND TOTAL		Distribution of Caseload			Change*		Percentage (%) of Caseload		
14,042	+2,182	Criminal	1,466	10%	13.4% ▲	+173	Criminal	2023	2024
		Traffic	10,030	71%	26.5% ▲	+2,104	Traffic	10.9%	10.4%
		Civil	2,505	18%	-4.8% ▼	-126	Civil	66.8%	71.4%
		Civil Commitments	41	0%	310.0% ▲	+31	Civil Commitments	22.2%	17.8%
		GRAND TOTAL	14,042	100%	18.4% ▲	+2,182	GRAND TOTAL	0.1%	0.3%
							GRAND TOTAL	100%	100%

Filings by Division & Code

Division	Case Type Description	Code	Summary	Change	% Change	Absolute Change
Criminal	Misdemeanor	M	842	▲	+28.2%	+185
	Felony	F	395	▼	-9.6%	-42
	Capias	CA	128	▼	-6.6%	-9
	Show Cause	SC	49	▲	+8.9%	+4
	Civil Violation	CV	45	▲	+181.3%	+29
	Restricted Operators License	RL	6	▲	+500.0%	+5
	Motion	MO	1	▲	-	+1
	Total			1,466	▲	13.4%
Traffic	Infraction	I	8,180	▲	+29.1%	+1,844
	Misdemeanor	M	1,732	▲	+18.3%	+268
	Capias	CA	69	▼	-24.2%	-22
	Felony	F	23	▲	+187.5%	+15
	Show Cause	SC	14	▼	-26.3%	-5
	Restricted Operators License	RL	9	▲	+200.0%	+6
	Civil Violation	CV	3	▲	+50.0%	+1
	Motion	MO	0	▼	-100.0%	-3
Total			10,030	▲	26.5%	+2,104
Civil	Warrant in Debt	WD	1,009	▲	+10.9%	+99
	Garnishment	GA	840	▲	+1.6%	+13
	Unlawful Detainer	UD	414	▼	-26.7%	-151
	Other	OT	59	▼	-28.0%	-23
	Protective Order	PO	46	▼	-4.2%	-2
	Preliminary Protective Order	PP	41	▼	-29.3%	-17
	Admin License	AL	19	▼	-17.4%	-4
	Show Cause	SC	17	▼	-57.5%	-23
	Impoundment	IM	15	▼	-21.1%	-4
	Abstract	AJ	9	▼	-35.7%	-5
	Motion for Judgment	MJ	7	▼	-50.0%	-7
	Detinue	DT	5	▲	+400.0%	+4
	Interrogatory	IN	5	▼	-54.5%	-6
	Overweight	OC	4	▼	-50.0%	-4
	Motor Carrier	MC	3	▲	+200.0%	+2
	Petition-Restore Arms	PR	3	▲	-	+3
	Tenants Assertion	TA	3	↔	-	-
	Bond Forfeiture	BF	2	▲	-	+2
	Interrogatory-Not	IC	2	▲	-	+2
	Restricted Operators License	RL	1	▼	-83.3%	-5
Third Party Claim	TH	1	▲	-	+1	
Emergency Substantial Risk Order	SR	0	▼	-100.0%	-1	
Total			2,505	▼	-4.8%	-126
Civil Commitments	Emergency Custody Order	EC	20	▲	-	+20
	Temporary Detention Order	TD	20	▲	+100.0%	+10
	Mental Commitment	MC	1	▲	-	+1
Total			41	▲	310.0%	+31
GRAND TOTAL			14,042	▲	18.4%	+2,182

* Compared to same time period as previous year

** Case Type Categories are defined in the 2017 Virginia Judicial Workload Assessment

The data reported reflect the case management system. The case types reported may not necessitate judicial involvement.

Filings by Major Case Category**


Category	Summary	Change	% Change	Absolute Change
Felony	418	▲	-6.1%	-27
Garnishment	845	▼	+0.8%	+7
General Civil	1,035	▲	+10.6%	+99
Infraction/Civil Violation	8,235	▲	+29.4%	+1,872
Landlord /Tenant	417	▼	-26.6%	-151
Misdemeanor	2,590	▲	+21.5%	+459
New to Workload Study	0	▼	-100.0%	-1
Other	415	▲	-12.1%	-57
Protective Orders	87	▼	-17.9%	-19
GRAND TOTAL	14,042	▲	18.4%	+2,182

* Compared to same time period as previous year

** Case Type Categories are defined in the 2017 Virginia Judicial Workload Assessment

The data reported reflect the case management system. The case types reported may not necessitate judicial involvement.

CPSS - GCMS CASELOAD STATISTICS OF THE GENERAL DISTRICT COURTS
 January 2024 thru November 2024 Filings (Compared to January 2023 thru November 2023)

2024 Overall GRAND TOTAL		Distribution of Caseload			Change*		Percentage (%) of Caseload		
1,363	+174	Criminal	126	9%	-18.2% ▼	-28	Criminal	2023	2024
		Traffic	968	71%	21.0% ▲	+168	Traffic	67.3%	71.0%
		Civil	262	19%	14.4% ▲	+33	Civil	19.3%	19.2%
		Civil Commitments	7	1%	16.7% ▲	+1	Civil Commitments	0.5%	0.5%
		GRAND TOTAL	1,363	100%	14.6% ▲	+174	GRAND TOTAL	100%	100%

Filings by Division & Code

Division	Case Type Description	Code	Summary	Change	% Change	Absolute Change
Criminal	Misdemeanor	M	83	▼	-8.8%	-8
	Felony	F	17	▼	-62.2%	-28
	Civil Violation	CV	11	▲	+83.3%	+5
	Capias	CA	9	▲	+125.0%	+5
	Show Cause	SC	6	▼	-25.0%	-2
	Total			126	▼	-18.2%
Traffic	Infraction	I	825	▲	+23.3%	+156
	Misdemeanor	M	134	▲	+10.7%	+13
	Felony	F	4	▲	+300.0%	+3
	Show Cause	SC	3	▲	+200.0%	+2
	Capias	CA	2	▲	+100.0%	+1
	Restricted Operators License	RL	0	▼	-100.0%	-7
	Total			968	▲	21.0%
Civil	Warrant in Debt	WD	139	▲	+33.7%	+35
	Garnishment	GA	78	▲	+5.4%	+4
	Unlawful Detainer	UD	26	▲	+85.7%	+12
	Other	OT	6	▼	-60.0%	-9
	Admin License	AL	4	▲	+100.0%	+2
	Detinue	DT	2	▲	-	+2
	Motion for Judgment	MJ	2	▲	-	+2
	Interrogatory	IN	1	▲	-	+1
	Preliminary Protective Order	PP	1	▼	-91.7%	-11
	Protective Order	PO	1	▼	-83.3%	-5
	Show Cause	SC	1	↔	-	-
	Tenants Assertion	TA	1	▲	-	+1
	Overweight	OC	0	▼	-100.0%	-1
	Total			262	▲	14.4%
Civil Commitments	Temporary Detention Order	TD	5	▲	+66.7%	+2
	Emergency Custody Order	EC	2	▼	-33.3%	-1
	Total			7	▲	16.7%
GRAND TOTAL			1,363	▲	14.6%	+174



Filings by Major Case Category**

Category	Summary	Change	% Change	Absolute Change
Felony	21	▲	-54.3%	-25
Garnishment	79	▲	+6.8%	+5
General Civil	143	▲	+37.5%	+39
Infraction/Civil Violation	836	▲	+23.7%	+160
Landlord /Tenant	27	▲	+92.9%	+13
Misdemeanor	217	▼	-0.9%	-2
Other	38	▲	-	0
Protective Orders	2	▼	-88.9%	-16
GRAND TOTAL	1,363	▲	14.6%	+174

* Compared to same time period as previous year

** Case Type Categories are defined in the 2017 Virginia Judicial Workload Assessment

The data reported reflect the case management system. The case types reported may not necessitate judicial involvement.

2024 Overall GRAND TOTAL		Distribution of Caseload			Change*		Percentage (%) of Caseload		
17,992	+5,154	Criminal	388	2%	15.5% ▲	+52	Criminal	2023	2024
		Traffic	16,933	94%	42.1% ▲	+5,019	Traffic	2.6%	2.2%
		Civil	643	4%	14.4% ▲	+81	Civil	92.8%	94.1%
		Civil Commitments	28	0%	7.7% ▲	+2	Civil Commitments	4.4%	3.6%
		GRAND TOTAL	17,992	100%	40.1% ▲	+5,154	GRAND TOTAL	0.2%	0.2%
							GRAND TOTAL	100%	100%

Filings by Division & Code

Division	Case Type Description	Code	Summary	Change	% Change	Absolute Change
Criminal	Misdemeanor	M	209	▲	+19.4%	+34
	Felony	F	116	▲	+2.7%	+3
	Civil Violation	CV	27	▲	+35.0%	+7
	Capias	CA	22	▲	+22.2%	+4
	Show Cause	SC	14	▲	+40.0%	+4
	Total			388	▲	15.5%
Traffic	Infraction	I	13,263	▲	+54.2%	+4,661
	Misdemeanor	M	3,471	▲	+8.0%	+258
	Capias	CA	89	▲	+71.2%	+37
	Civil Violation	CV	68	▲	-	+68
	Show Cause	SC	23	▼	-42.5%	-17
	Felony	F	17	▲	+142.9%	+10
	Other	O	2	▲	-	+2
	Total			16,933	▲	42.1%
Civil	Warrant in Debt	WD	320	▲	+41.0%	+93
	Garnishment	GA	204	▼	-3.3%	-7
	Unlawful Detainer	UD	55	▲	+17.0%	+8
	Admin License	AL	15	↔	-	-
	Other	OT	15	▼	+15.4%	+2
	Preliminary Protective Order	PP	11	▼	-15.4%	-2
	Impoundment	IM	5	▼	-54.5%	-6
	Motion for Judgment	MJ	5	▲	+400.0%	+4
	Abstract	AJ	3	▲	-	+3
	Detinue	DT	3	▲	+50.0%	+1
	Overweight	OC	3	▼	-25.0%	-1
	Protective Order	PO	2	▼	-80.0%	-8
	Interrogatory	IN	1	▲	-	+1
	Tenants Assertion	TA	1	↔	-	-
	Bond Forfeiture	BF	0	▼	-100.0%	-4
	Capias	CA	0	▼	-100.0%	-1
	Mechanic's Lien	ML	0	▼	-100.0%	-1
Show Cause	SC	0	▼	-100.0%	-1	
Total			643	▲	14.4%	+81
Civil Commitments	Temporary Detention Order	TD	20	▲	+5.3%	+1
	Emergency Custody Order	EC	6	↔	-	-
	Medical Emergency Custody Order	ME	1	↔	-	-
	Mental Commitment	MC	1	▲	-	+1
Total			28	▲	7.7%	+2
GRAND TOTAL			17,992	▲	40.1%	+5,154

Filings by Major Case Category**

Category	Summary	Change	% Change	Absolute Change
Felony	133	▲	+10.8%	+13
Garnishment	205	▲	-2.8%	-6
General Civil	330	▲	+40.4%	+95
Infraction/Civil Violation	13,363	▲	+54.9%	+4,737

* Compared to same time period as previous year

** Case Type Categories are defined in the 2017 Virginia Judicial Workload Assessment

The data reported reflect the case management system. The case types reported may not necessitate judicial involvement.

CPSS - GCMS CASELOAD STATISTICS OF THE GENERAL DISTRICT COURTS
 January 2024 thru November 2024 Filings (Compared to January 2023 thru November 2023)

Landlord /Tenant	56	▲	+16.7%	+8
Misdemeanor	3,680	▲	+8.6%	+292
Other	212	▲	+13.4%	+25
Protective Orders	13	▼	-43.5%	-10
GRAND TOTAL	17,992	▲	40.1%	+5,154

* Compared to same time period as previous year

** Case Type Categories are defined in the 2017 Virginia Judicial Workload Assessment

The data reported reflect the case management system. The case types reported may not necessitate judicial involvement.

2024 Overall GRAND TOTAL		Distribution of Caseload			Change*		Percentage (%) of Caseload		
30,067	+1	Criminal	0	0%	-100.0% ▼	-4	Criminal	2023	2024
		Civil	29,086	97%	-0.2% ▼	-47	Civil	0.0%	0.0%
2024		Civil Commitments	981	3%	5.6% ▲	+52	Civil Commitments	96.9%	96.7%
2023		GRAND TOTAL	30,067	100%	0.0% ▲	+1	GRAND TOTAL	100%	100%

Filings by Division & Code

Division	Case Type Description	Code	Summary	Change	% Change	Absolute Change
Criminal	Capias	CA	0	▼	-100.0%	-3
	Show Cause	SC	0	▼	-100.0%	-1
	Total		0	▼	-100.0%	-4
Civil	Garnishment	GA	9,547	▼	-7.6%	-784
	Unlawful Detainer	UD	9,013	▼	-3.0%	-274
	Warrant in Debt	WD	7,411	▲	+24.0%	+1,435
	Other	OT	910	▲	+16.7%	+130
	Motion for Judgment	MJ	615	▼	-4.7%	-30
	Preliminary Protective Order	PP	444	▲	+9.1%	+37
	Show Cause	SC	357	▼	-49.9%	-355
	Protective Order	PO	319	▲	+9.6%	+28
	Interrogatory	IN	195	▼	-25.3%	-66
	Abstract	AJ	169	▼	-23.2%	-51
	Detinue	DT	48	▼	-72.7%	-128
	Tenants Assertion	TA	46	▲	+58.6%	+17
	Counter Claim	CC	8	▼	-27.3%	-3
	Petition-Restore Arms	PR	2	↔	-	-
	Bond Forfeiture	BF	1	▲	-	+1
	Emergency Substantial Risk Order	SR	1	▲	-	+1
	Cross Claim	CR	0	▼	-100.0%	-1
	Petition to Require Blood Test	BT	0	▼	-100.0%	-1
Third Party Claim	TH	0	▼	-100.0%	-3	
	Total		29,086	▼	-0.2%	-47
Civil Commitments	Temporary Detention Order	TD	575	▼	-7.9%	-49
	Emergency Custody Order	EC	404	▲	+32.5%	+99
	Medical Emergency Temporary Detention Order	MT	1	▲	-	+1
	Mental Commitment	MC	1	▲	-	+1
	Total		981	▲	5.6%	+52
GRAND TOTAL			30,067	▲	0.0%	+1



Filings by Major Case Category**

Category	Summary	Change	% Change	Absolute Change
Garnishment	9,742	▼	-8.0%	-850
General Civil	8,095	▼	+18.8%	+1,283
Landlord /Tenant	9,059	▲	-2.8%	-257
New to Workload Study	1	▲	-	+1
Other	2,407	▲	-9.1%	-241
Protective Orders	763	▲	+9.3%	+65
GRAND TOTAL	30,067	▲	0.0%	+1

* Compared to same time period as previous year

** Case Type Categories are defined in the 2017 Virginia Judicial Workload Assessment

The data reported reflect the case management system. The case types reported may not necessitate judicial involvement.

2024 Overall GRAND TOTAL		Distribution of Caseload			Change*		Percentage (%) of Caseload		
8,992	-129	Criminal	8,557	95%	-2.4% ▼	-209	Criminal	2023 96.1%	2024 95.2%
		Traffic	417	5%	22.3% ▲	+76	Traffic	3.7%	4.6%
2024 		Civil	18	0%	28.6% ▲	+4	Civil	0.2%	0.2%
2023 		GRAND TOTAL	8,992	100%	-1.4% ▼	-129	GRAND TOTAL	100%	100%

Filings by Division & Code

Division	Case Type Description	Code	Summary	Change	% Change	Absolute Change
Criminal	Misdemeanor	M	5,844	▲	+3.2%	+182
	Felony	F	2,340	▼	-11.9%	-315
	Show Cause	SC	135	▼	-5.6%	-8
	Civil Violation	CV	132	▼	-17.0%	-27
	Capias	CA	106	▼	-23.2%	-32
	Motion	MO	0	▼	-100.0%	-1
	Restricted Operators License	RL	0	▼	-100.0%	-8
	Total			8,557	▼	-2.4%
Traffic	Infraction	I	269	▲	+30.0%	+62
	Misdemeanor	M	128	▲	+10.3%	+12
	Felony	F	17	▼	-5.6%	-1
	Capias	CA	1	▲	-	+1
	Civil Violation	CV	1	▲	-	+1
	Show Cause	SC	1	▲	-	+1
Total			417	▲	22.3%	+76
Civil	Garnishment	GA	7	▲	-	+7
	Bond Forfeiture	BF	6	▼	-53.8%	-7
	Admin License	AL	2	▲	-	+2
	Other	OT	2	▲	-	+2
	Impoundment	IM	1	▲	-	+1
	Preliminary Protective Order	PP	0	▼	-100.0%	-1
Total			18	▲	28.6%	+4
GRAND TOTAL			8,992	▼	-1.4%	-129



Filings by Major Case Category**

Category	Summary	Change	% Change	Absolute Change
Felony	2,357	▼	-11.8%	-316
Garnishment	7	▲	-	+7
General Civil	2	▲	-	+2
Infraction/Civil Violation	402	▲	+9.8%	+36
Misdemeanor	5,972	▼	+3.2%	+186
Other	252	▲	-14.6%	-43
Protective Orders	0	▼	-100.0%	-1
GRAND TOTAL	8,992	▼	-1.4%	-129

* Compared to same time period as previous year

** Case Type Categories are defined in the 2017 Virginia Judicial Workload Assessment

The data reported reflect the case management system. The case types reported may not necessitate judicial involvement.

2024 Overall GRAND TOTAL		Distribution of Caseload			Change*		Percentage (%) of Caseload		
20,420	+2,435	Criminal	1,671	8%	-13.6% ▼	-263	Criminal	2023 10.8%	2024 8.2%
2024 		Traffic	18,308	90%	18.7% ▲	+2,887	Traffic	85.7%	89.7%
2023 		Civil	441	2%	-30.0% ▼	-189	Civil	3.5%	2.2%
		GRAND TOTAL	20,420	100%	13.5% ▲	+2,435	GRAND TOTAL	100%	100%

Filings by Division & Code

Division	Case Type Description	Code	Summary	Change	% Change	Absolute Change
Criminal	Misdemeanor	M	1,202	▼	-15.4%	-219
	Civil Violation	CV	192	▼	-21.3%	-52
	Felony	F	152	▼	-1.3%	-2
	Show Cause	SC	84	▲	+6.3%	+5
	Restricted Operators License	RL	23	▲	+91.7%	+11
	Capias	CA	14	▼	-39.1%	-9
	Motion	MO	4	▲	+300.0%	+3
	Total			1,671	▼	-13.6%
Traffic	Infraction	I	12,783	▲	+20.8%	+2,197
	Misdemeanor	M	4,756	▲	+16.2%	+663
	Other	O	521	▼	-14.7%	-90
	Civil Violation	CV	148	▲	+393.3%	+118
	Felony	F	83	▲	+2.5%	+2
	Show Cause	SC	13	▲	+8.3%	+1
	Capias	CA	2	▼	-66.7%	-4
	Restricted Operators License	RL	2	↔		-
Total			18,308	▲	18.7%	+2,887
Civil	Admin License	AL	352	▼	-34.3%	-184
	Impoundment	IM	53	▼	-10.2%	-6
	Bond Forfeiture	BF	18	▲	+5.9%	+1
	Other	OT	18	↔		-
Total			441	▼	-30.0%	-189
GRAND TOTAL			20,420	▲	13.5%	+2,435



Filings by Major Case Category**

Category	Summary	Change	% Change	Absolute Change
Felony	235	▲		0
General Civil	18	↔		0
Infraction/Civil Violation	13,644	▲	+18.9%	+2,173
Misdemeanor	5,983	▲	+8.2%	+455
Other	540	▲	-26.3%	-193
GRAND TOTAL	20,420	▲	13.5%	+2,435

* Compared to same time period as previous year

** Case Type Categories are defined in the 2017 Virginia Judicial Workload Assessment

The data reported reflect the case management system. The case types reported may not necessitate judicial involvement.

2024 Overall GRAND TOTAL		Distribution of Caseload			Change*		Percentage (%) of Caseload		
45,904	+5,767	Criminal	6,327	14%	19.7% ▲	+1,043	Criminal	2023	2024
		Traffic	15,078	33%	26.2% ▲	+3,135	Traffic	13.2%	13.8%
2024 		Civil	22,013	48%	7.0% ▲	+1,434	Civil	29.8%	32.8%
2023 		Civil Commitments	2,486	5%	6.6% ▲	+155	Civil Commitments	51.3%	48.0%
		GRAND TOTAL	45,904	100%	14.4% ▲	+5,767	GRAND TOTAL	5.8%	5.4%
							GRAND TOTAL	100%	100%

Filings by Division & Code

Division	Case Type Description	Code	Summary	Change	% Change	Absolute Change
Criminal	Misdemeanor	M	3,884	▲	+18.5%	+606
	Felony	F	1,705	▲	+37.8%	+468
	Show Cause	SC	333	▲	+1.2%	+4
	Capias	CA	284	▼	-0.4%	-1
	Civil Violation	CV	121	▼	-21.9%	-34
	Total			6,327	▲	19.7%
Traffic	Infraction	I	10,549	▲	+25.4%	+2,137
	Misdemeanor	M	4,310	▲	+27.6%	+932
	Felony	F	90	▲	+30.4%	+21
	Capias	CA	60	▲	+100.0%	+30
	Show Cause	SC	56	▲	+64.7%	+22
	Restricted Operators License	RL	12	▼	-33.3%	-6
	Other	O	1	▲	-	+1
	Civil Violation	CV	0	▼	-100.0%	-2
	Total			15,078	▲	26.2%
Civil	Warrant in Debt	WD	8,800	▲	+23.2%	+1,655
	Unlawful Detainer	UD	5,284	▼	-15.8%	-993
	Garnishment	GA	5,149	▲	+18.3%	+795
	Other	OT	546	▲	+0.4%	+2
	Preliminary Protective Order	PP	452	▼	-15.0%	-80
	Protective Order	PO	319	▼	-8.3%	-29
	Bond Forfeiture	BF	308	▲	+64.7%	+121
	Show Cause	SC	258	▲	+12.2%	+28
	Motion for Judgment	MJ	210	▲	+45.8%	+66
	Admin License	AL	208	▼	-5.5%	-12
	Abstract	AJ	151	▼	-14.2%	-25
	Interrogatory	IN	122	▼	-20.8%	-32
	Detinue	DT	97	▼	-40.1%	-65
	Tenants Assertion	TA	62	▲	+19.2%	+10
	Counter Claim	CC	33	↔	-	-
	Impoundment	IM	6	↔	-	-
	Capias	CA	3	▼	-62.5%	-5
	Restricted Operators License	RL	3	▲	-	+3
	Petition-Restore Arms	PR	1	▼	-83.3%	-5
	Third Party Claim	TH	1	↔	-	-
Total			22,013	▲	7.0%	+1,434
Civil Commitments	Mental Commitment	MC	1,092	▼	-16.3%	-213
	Temporary Detention Order	TD	830	▲	+15.3%	+110
	Emergency Custody Order	EC	421	▲	+153.6%	+255
	Other	OT	109	▲	+10.1%	+10
	Medical Emergency Temporary Detention Order	MT	34	▼	-15.0%	-6
	Medical Emergency Custody Order	ME	0	▼	-100.0%	-1
Total			2,486	▲	6.6%	+155
GRAND TOTAL			45,904	▲	14.4%	+5,767

* Compared to same time period as previous year

** Case Type Categories are defined in the 2017 Virginia Judicial Workload Assessment

The data reported reflect the case management system. The case types reported may not necessitate judicial involvement.



Filings by Major Case Category**

Category	Summary	Change	% Change	Absolute Change
Felony	1,795	▲	+37.4%	+489
Garnishment	5,271	▼	+16.9%	+763
General Civil	9,259	▼	+22.5%	+1,701
Infraction/Civil Violation	10,671	▲	+24.5%	+2,102
Involuntary Civil Commitments	109	▲	+10.1%	+10
Landlord /Tenant	5,346	▲	-15.5%	-983
Misdemeanor	8,209	▲	+23.0%	+1,535
Other	4,473	▲	+6.1%	+259
Protective Orders	771	▼	-12.4%	-109
GRAND TOTAL	45,904	▲	14.4%	+5,767

* Compared to same time period as previous year

** Case Type Categories are defined in the 2017 Virginia Judicial Workload Assessment

The data reported reflect the case management system. The case types reported may not necessitate judicial involvement.

2024 Overall GRAND TOTAL		Distribution of Caseload			Change*		Percentage (%) of Caseload		
1,447	+491	Criminal	169	12%	0.6% ▲	+1	Criminal	2023	2024
		Traffic	952	66%	88.9% ▲	+448	Traffic	17.6%	11.7%
		Civil	322	22%	13.8% ▲	+39	Civil	52.7%	65.8%
		Civil Commitments	4	0%	300.0% ▲	+3	Civil Commitments	29.6%	22.3%
		GRAND TOTAL	1,447	100%	51.4% ▲	+491	GRAND TOTAL	100%	100%

Filings by Division & Code

Division	Case Type Description	Code	Summary	Change	% Change	Absolute Change
Criminal	Misdemeanor	M	104	▼	-19.4%	-25
	Felony	F	35	▲	+118.8%	+19
	Capias	CA	13	▼	-23.5%	-4
	Civil Violation	CV	11	▲	+175.0%	+7
	Show Cause	SC	5	▲	+150.0%	+3
	Restricted Operators License	RL	1	▲	-	+1
	Total			169	▲	0.6%
Traffic	Infraction	I	778	▲	+101.6%	+392
	Misdemeanor	M	157	▲	+57.0%	+57
	Show Cause	SC	11	▲	+83.3%	+5
	Capias	CA	4	▼	-50.0%	-4
	Restricted Operators License	RL	2	↔	-	-
	Felony	F	0	▼	-100.0%	-2
Total			952	▲	88.9%	+448
Civil	Warrant in Debt	WD	165	▲	+39.8%	+47
	Garnishment	GA	91	↔	-	-
	Unlawful Detainer	UD	17	▼	-22.7%	-5
	Other	OT	15	▼	+7.1%	+1
	Preliminary Protective Order	PP	10	▼	-23.1%	-3
	Protective Order	PO	10	▼	-23.1%	-3
	Abstract	AJ	4	▲	+300.0%	+3
	Interrogatory	IN	4	▲	+300.0%	+3
	Detinue	DT	3	▲	+50.0%	+1
	Admin License	AL	1	↔	-	-
	Bond Forfeiture	BF	1	▼	-50.0%	-1
	Counter Claim	CC	1	▼	-50.0%	-1
	Show Cause	SC	0	▼	-100.0%	-1
	Tenants Assertion	TA	0	▼	-100.0%	-2
Total			322	▲	13.8%	+39
Civil Commitments	Emergency Custody Order	EC	3	▲	-	+3
	Temporary Detention Order	TD	1	↔	-	-
Total			4	▲	300.0%	+3
GRAND TOTAL			1,447	▲	51.4%	+491

Filings by Major Case Category**

Category	Summary	Change	% Change	Absolute Change
Felony	35	▲	+94.4%	+17
Garnishment	95	▲	+3.3%	+3
General Civil	168	▼	+38.8%	+47
Infraction/Civil Violation	789	▲	+102.3%	+399
Landlord /Tenant	17	▼	-29.2%	-7
Misdemeanor	264	▲	+14.3%	+33
Other	59	▲	+9.3%	+5
Protective Orders	20	▼	-23.1%	-6
GRAND TOTAL	1,447	▲	51.4%	+491

* Compared to same time period as previous year



** Case Type Categories are defined in the 2017 Virginia Judicial Workload Assessment

The data reported reflect the case management system. The case types reported may not necessitate judicial involvement.

* Compared to same time period as previous year

** Case Type Categories are defined in the 2017 Virginia Judicial Workload Assessment

The data reported reflect the case management system. The case types reported may not necessitate judicial involvement.

2024 Overall GRAND TOTAL		Distribution of Caseload			Change*		Percentage (%) of Caseload		
10,539	-713	Criminal	1,683	16%	1.7% ▲	+28	Criminal	2023	2024
		Traffic	6,690	63%	-10.5% ▼	-783	Traffic	14.7%	16.0%
		Civil	2,095	20%	2.9% ▲	+60	Civil	66.4%	63.5%
		Civil Commitments	71	1%	-20.2% ▼	-18	Civil Commitments	18.1%	19.9%
		GRAND TOTAL	10,539	100%	-6.3% ▼	-713	GRAND TOTAL	0.8%	0.7%
							GRAND TOTAL	100%	100%

Filings by Division & Code

Division	Case Type Description	Code	Summary	Change	% Change	Absolute Change
Criminal	Misdemeanor	M	1,127	▲	+10.3%	+105
	Felony	F	269	▼	-27.3%	-101
	Capias	CA	126	▼	-11.9%	-17
	Show Cause	SC	106	▲	+65.6%	+42
	Civil Violation	CV	55	▼	-1.8%	-1
	Total			1,683	▲	1.7%
Traffic	Infraction	I	5,843	▼	-11.8%	-780
	Misdemeanor	M	792	▲	+0.6%	+5
	Civil Violation	CV	30	▲	-	+30
	Felony	F	10	▼	-28.6%	-4
	Show Cause	SC	10	▼	-67.7%	-21
	Capias	CA	3	▼	-76.9%	-10
	Restricted Operators License	RL	2	▼	-60.0%	-3
	Total			6,690	▼	-10.5%
Civil	Warrant in Debt	WD	887	▲	+10.5%	+84
	Garnishment	GA	454	▲	+17.9%	+69
	Unlawful Detainer	UD	226	▼	-19.9%	-56
	Other	OT	131	▼	-1.5%	-2
	Admin License	AL	106	▼	-16.5%	-21
	Preliminary Protective Order	PP	89	▲	+4.7%	+4
	Impoundment	IM	80	▲	+3.9%	+3
	Protective Order	PO	40	▼	-7.0%	-3
	Bond Forfeiture	BF	18	▲	+20.0%	+3
	Interrogatory	IN	14	▼	-33.3%	-7
	Motion for Judgment	MJ	11	▼	-8.3%	-1
	Show Cause	SC	11	▲	+57.1%	+4
	Abstract	AJ	10	▼	-23.1%	-3
	Detinue	DT	9	▼	-62.5%	-15
	Tenants Assertion	TA	4	▲	+100.0%	+2
	Petition-Restore Arms	PR	2	▲	+100.0%	+1
	Capias	CA	1	▲	-	+1
	Counter Claim	CC	1	▼	-66.7%	-2
	Overweight	OC	1	▼	-50.0%	-1
	Total			2,095	▲	2.9%
Civil Commitments	Temporary Detention Order	TD	42	▼	-17.6%	-9
	Emergency Custody Order	EC	25	▼	-30.6%	-11
	Mental Commitment	MC	4	▲	+300.0%	+3
	Medical Emergency Temporary Detention Order	MT	0	▼	-100.0%	-1
	Total			71	▼	-20.2%
GRAND TOTAL			10,539	▼	-6.3%	-713

Filings by Major Case Category**

Category	Summary	Change	% Change	Absolute Change
Felony	279	▼	-27.3%	-105
Garnishment	468	▼	+15.3%	+62
General Civil	918	▲	+8.0%	+68

* Compared to same time period as previous year

** Case Type Categories are defined in the 2017 Virginia Judicial Workload Assessment

The data reported reflect the case management system. The case types reported may not necessitate judicial involvement.

CPSS - GCMS CASELOAD STATISTICS OF THE GENERAL DISTRICT COURTS
 January 2024 thru November 2024 Filings (Compared to January 2023 thru November 2023)

Infraction/Civil Violation	5,929	▲	-11.3%	-752
Landlord /Tenant	230	▲	-19.0%	-54
Misdemeanor	1,921	▼	+5.9%	+107
Other	665	▲	-5.7%	-40
Protective Orders	129	▼	+0.8%	+1
GRAND TOTAL	10,539	▼	-6.3%	-713

* Compared to same time period as previous year

** Case Type Categories are defined in the 2017 Virginia Judicial Workload Assessment

The data reported reflect the case management system. The case types reported may not necessitate judicial involvement.

2024 Overall GRAND TOTAL		Distribution of Caseload			Change*		Percentage (%) of Caseload			
2024	4,132	Criminal	256	6%	-20.2%	▼	-65	Criminal	7.8%	6.2%
		Traffic	3,531	85%	0.9%	▲	+30	Traffic	85.2%	85.5%
2023	+23	Civil	341	8%	24.0%	▲	+66	Civil	6.7%	8.3%
		Civil Commitments	4	0%	-66.7%	▼	-8	Civil Commitments	0.3%	0.1%
GRAND TOTAL		4,132	100%	0.6%	▲	+23	GRAND TOTAL	100%	100%	

Filings by Division & Code

Division	Case Type Description	Code	Summary	Change	% Change	Absolute Change
Criminal	Misdemeanor	M	202	▼	-7.8%	-17
	Felony	F	31	▼	-32.6%	-15
	Capias	CA	9	▼	-66.7%	-18
	Civil Violation	CV	8	▲	+33.3%	+2
	Show Cause	SC	5	▼	-78.3%	-18
	Restricted Operators License	RL	1	▲	-	+1
	Total			256	▼	-20.2%
Traffic	Infraction	I	3,060	▼	-0.9%	-27
	Misdemeanor	M	454	▲	+12.9%	+52
	Capias	CA	9	▲	+125.0%	+5
	Show Cause	SC	6	▲	+50.0%	+2
	Restricted Operators License	RL	2	▼	-33.3%	-1
	Civil Violation	CV	0	▼	-100.0%	-1
Total			3,531	▲	0.9%	+30
Civil	Warrant in Debt	WD	173	▲	+47.9%	+56
	Garnishment	GA	80	▲	+11.1%	+8
	Other	OT	27	▼	+12.5%	+3
	Unlawful Detainer	UD	15	▼	-21.1%	-4
	Admin License	AL	14	▲	+75.0%	+6
	Preliminary Protective Order	PP	14	▲	+40.0%	+4
	Protective Order	PO	9	▼	-25.0%	-3
	Detinue	DT	5	▲	+400.0%	+4
	Abstract	AJ	2	↔	-	-
	Impoundment	IM	2	▼	-66.7%	-4
	Counter Claim	CC	0	▼	-100.0%	-1
	Interrogatory	IN	0	▼	-100.0%	-1
	Petition-Restore Arms	PR	0	▼	-100.0%	-2
Total			341	▲	24.0%	+66
Civil Commitments	Temporary Detention Order	TD	4	▼	-63.6%	-7
	Emergency Custody Order	EC	0	▼	-100.0%	-1
Total			4	▼	-66.7%	-8
GRAND TOTAL			4,132	▲	0.6%	+23

Filings by Major Case Category**


Category	Summary	Change	% Change	Absolute Change
Felony	31	▼	-32.6%	-15
Garnishment	80	▼	+9.6%	+7
General Civil	181	▲	+46.0%	+57
Infraction/Civil Violation	3,068	▼	-0.8%	-26
Landlord /Tenant	15	▼	-21.1%	-4
Misdemeanor	659	▲	+5.6%	+35
Other	75	▼	-29.9%	-32
Protective Orders	23	▲	+4.5%	+1
GRAND TOTAL	4,132	▲	0.6%	+23

* Compared to same time period as previous year

** Case Type Categories are defined in the 2017 Virginia Judicial Workload Assessment

The data reported reflect the case management system. The case types reported may not necessitate judicial involvement.

* Compared to same time period as previous year ** Case Type Categories are defined in the 2017 Virginia Judicial Workload Assessment
The data reported reflect the case management system. The case types reported may not necessitate judicial involvement.

2024 Overall GRAND TOTAL		Distribution of Caseload			Change*		Percentage (%) of Caseload		
4,996 +495 		Criminal	441	9%	8.9% ▲	+36	Criminal	2023: 9.0%	2024: 8.8%
		Traffic	3,727	75%	9.4% ▲	+321	Traffic	75.7%	74.6%
		Civil	817	16%	21.0% ▲	+142	Civil	15.0%	16.4%
		Civil Commitments	11	0%	-26.7% ▼	-4	Civil Commitments	0.3%	0.2%
		GRAND TOTAL	4,996	100%	11.0% ▲	+495	GRAND TOTAL	100%	100%

Filings by Division & Code

Division	Case Type Description	Code	Summary	Change	% Change	Absolute Change
Criminal	Misdemeanor	M	289	▲	+9.1%	+24
	Felony	F	99	▲	+33.8%	+25
	Capias	CA	30	▼	-6.3%	-2
	Show Cause	SC	13	▼	-27.8%	-5
	Civil Violation	CV	7	▼	-53.3%	-8
	Restricted Operators License	RL	3	▲	+200.0%	+2
	Total			441	▲	8.9%
Traffic	Infraction	I	3,263	▲	+11.2%	+328
	Misdemeanor	M	448	▲	+2.3%	+10
	Capias	CA	5	▼	-73.7%	-14
	Civil Violation	CV	5	▲	+25.0%	+1
	Show Cause	SC	4	▼	-33.3%	-2
	Felony	F	2	▼	-33.3%	-1
	Restricted Operators License	RL	0	▼	-100.0%	-1
Total			3,727	▲	9.4%	+321
Civil	Warrant in Debt	WD	420	▲	+49.5%	+139
	Garnishment	GA	199	▲	+18.5%	+31
	Unlawful Detainer	UD	65	▼	-32.3%	-31
	Other	OT	64	▲	+23.1%	+12
	Preliminary Protective Order	PP	21	▼	-12.5%	-3
	Protective Order	PO	17	▲	+6.3%	+1
	Admin License	AL	13	▼	-18.8%	-3
	Counter Claim	CC	3	▲	+200.0%	+2
	Detinue	DT	3	▼	-25.0%	-1
	Impoundment	IM	3	▼	-70.0%	-7
	Interrogatory	IN	3	↔		-
	Abstract	AJ	2	▼	-33.3%	-1
	Motion for Judgment	MJ	2	▲	-	+2
	Petition-Restore Arms	PR	1	▲	-	+1
	Show Cause	SC	1	▲	-	+1
Bond Forfeiture	BF	0	▼	-100.0%	-1	
Total			817	▲	21.0%	+142
Civil Commitments	Temporary Detention Order	TD	8	▲	+14.3%	+1
	Emergency Custody Order	EC	3	▼	-62.5%	-5
Total			11	▼	-26.7%	-4
GRAND TOTAL			4,996	▲	11.0%	+495

Filings by Major Case Category**

Category	Summary	Change	% Change	Absolute Change
Felony	101	▲	+31.2%	+24
Garnishment	202	▲	+18.1%	+31
General Civil	433	▲	+47.8%	+140
Infraction/Civil Violation	3,275	▼	+10.9%	+321
Landlord /Tenant	65	▼	-32.3%	-31
Misdemeanor	740	▲	+5.0%	+35
Other	142	▲	-13.9%	-23

* Compared to same time period as previous year

** Case Type Categories are defined in the 2017 Virginia Judicial Workload Assessment

The data reported reflect the case management system. The case types reported may not necessitate judicial involvement.



CPSS - GCMS CASELOAD STATISTICS OF THE GENERAL DISTRICT COURTS
January 2024 thru November 2024 Filings (Compared to January 2023 thru November 2023)

Protective Orders	38	▼	-5.0%	-2
GRAND TOTAL	4,996	▲	11.0%	+495

* Compared to same time period as previous year

** Case Type Categories are defined in the 2017 Virginia Judicial Workload Assessment

The data reported reflect the case management system. The case types reported may not necessitate judicial involvement.

2024 Overall GRAND TOTAL		Distribution of Caseload			Change*		Percentage (%) of Caseload			
1,775	+24	Criminal	230	13%	-4.6%	▼	-11	Criminal	2023	2024
		Traffic	1,236	70%	-1.4%	▼	-17	Traffic	13.8%	13.0%
		Civil	297	17%	22.7%	▲	+55	Civil	71.6%	69.6%
		Civil Commitments	12	1%	-20.0%	▼	-3	Civil Commitments	13.8%	16.7%
		GRAND TOTAL	1,775	100%	1.4%	▲	+24	GRAND TOTAL	0.9%	0.7%
								GRAND TOTAL	100%	100%

Filings by Division & Code

Division	Case Type Description	Code	Summary	Change	% Change	Absolute Change
Criminal	Misdemeanor	M	157	▼	-13.3%	-24
	Felony	F	42	▲	+20.0%	+7
	Civil Violation	CV	11	▲	+57.1%	+4
	Show Cause	SC	11	↔		-
	Capias	CA	9	▲	+28.6%	+2
	Total			230	▼	-4.6%
Traffic	Infraction	I	1,016	▼	-1.6%	-17
	Misdemeanor	M	216	▲	+3.3%	+7
	Capias	CA	2	▼	-33.3%	-1
	Felony	F	1	▼	-50.0%	-1
	Show Cause	SC	1	▼	-75.0%	-3
	Civil Violation	CV	0	▼	-100.0%	-1
	Restricted Operators License	RL	0	▼	-100.0%	-1
	Total			1,236	▼	-1.4%
Civil	Warrant in Debt	WD	124	▲	+27.8%	+27
	Garnishment	GA	60	▲	+15.4%	+8
	Unlawful Detainer	UD	29	▼	-25.6%	-10
	Admin License	AL	24	▲	+166.7%	+15
	Other	OT	23	▲	+64.3%	+9
	Preliminary Protective Order	PP	14	▲	+133.3%	+8
	Protective Order	PO	9	▲	+125.0%	+5
	Detinue	DT	5	▲	+66.7%	+2
	Abstract	AJ	3	↔		-
	Impoundment	IM	2	▼	-50.0%	-2
	Interrogatory	IN	2	▼	-60.0%	-3
	Motion for Judgment	MJ	2	▲	-	+2
	Counter Claim	CC	0	▼	-100.0%	-1
	Show Cause	SC	0	▼	-100.0%	-4
	Tenants Assertion	TA	0	▼	-100.0%	-1
Total			297	▲	22.7%	+55
Civil Commitments	Temporary Detention Order	TD	8	↔		-
	Emergency Custody Order	EC	4	▼	-42.9%	-3
	Total			12	▼	-20.0%
GRAND TOTAL			1,775	▲	1.4%	+24

Filings by Major Case Category**

Category	Summary	Change	% Change	Absolute Change
Felony	43	▼	+16.2%	+6
Garnishment	62	▼	+8.8%	+5
General Civil	134	▲	+31.4%	+32
Infraction/Civil Violation	1,027	▼	-1.3%	-14
Landlord /Tenant	29	▼	-27.5%	-11
Misdemeanor	373	▼	-4.6%	-18
Other	84	▼	+15.1%	+11
Protective Orders	23	▲	+130.0%	+13

* Compared to same time period as previous year

** Case Type Categories are defined in the 2017 Virginia Judicial Workload Assessment

The data reported reflect the case management system. The case types reported may not necessitate judicial involvement.



CPSS - GCMS CASELOAD STATISTICS OF THE GENERAL DISTRICT COURTS
January 2024 thru November 2024 Filings (Compared to January 2023 thru November 2023)

<i>GRAND TOTAL</i>	1,775	▲	1.4%	+24
---------------------------	--------------	---	------	-----

* Compared to same time period as previous year

** Case Type Categories are defined in the 2017 Virginia Judicial Workload Assessment

The data reported reflect the case management system. The case types reported may not necessitate judicial involvement.

2024 Overall GRAND TOTAL		Distribution of Caseload			Change*		Percentage (%) of Caseload		
2,011	+379	Criminal	382	19%	31.7% ▲	+92	Criminal	2023	2024
		Traffic	1,228	61%	21.0% ▲	+213	Traffic	17.8%	19.0%
		Civil	381	19%	25.3% ▲	+77	Civil	62.2%	61.1%
		Civil Commitments	20	1%	-13.0% ▼	-3	Civil Commitments	18.6%	18.9%
		GRAND TOTAL	2,011	100%	23.2% ▲	+379	GRAND TOTAL	1.4%	1.0%
							GRAND TOTAL	100%	100%

Filings by Division & Code

Division	Case Type Description	Code	Summary	Change	% Change	Absolute Change
Criminal	Misdemeanor	M	301	▲	+53.6%	+105
	Felony	F	45	▲	+28.6%	+10
	Civil Violation	CV	18	▲	+63.6%	+7
	Capias	CA	9	▼	-60.9%	-14
	Show Cause	SC	9	▼	-64.0%	-16
	Total			382	▲	31.7%
Traffic	Infraction	I	1,017	▲	+24.6%	+201
	Misdemeanor	M	204	▲	+6.8%	+13
	Felony	F	3	↔		-
	Show Cause	SC	2	▼	-33.3%	-1
	Capias	CA	1	▼	-50.0%	-1
	Civil Violation	CV	1	▲	-	+1
Total			1,228	▲	21.0%	+213
Civil	Warrant in Debt	WD	184	▲	+58.6%	+68
	Garnishment	GA	68	▲	+51.1%	+23
	Other	OT	35	▲	-10.3%	-4
	Unlawful Detainer	UD	26	▼	-38.1%	-16
	Admin License	AL	18	▲	+12.5%	+2
	Preliminary Protective Order	PP	17	▼	-10.5%	-2
	Protective Order	PO	10	▼	-9.1%	-1
	Detinue	DT	6	▲	+20.0%	+1
	Impoundment	IM	6	▲	+20.0%	+1
	Abstract	AJ	3	▲	+50.0%	+1
	Bond Forfeiture	BF	2	▲	-	+2
	Petition-Restore Arms	PR	2	▲	-	+2
	Interrogatory	IN	1	↔		-
	Motion for Judgment	MJ	1	↔		-
	Show Cause	SC	1	▼	-50.0%	-1
Tenants Assertion	TA	1	▲	-	+1	
Total			381	▲	25.3%	+77
Civil Commitments	Temporary Detention Order	TD	14	▼	-26.3%	-5
	Emergency Custody Order	EC	6	▲	+50.0%	+2
Total			20	▼	-13.0%	-3
GRAND TOTAL			2,011	▲	23.2%	+379

Filings by Major Case Category**

Category	Summary	Change	% Change	Absolute Change
Felony	48	▲	+26.3%	+10
Garnishment	69	▲	+50.0%	+23
General Civil	197	▲	+57.6%	+72
Infraction/Civil Violation	1,036	▲	+25.3%	+209
Landlord /Tenant	27	▲	-35.7%	-15
Misdemeanor	505	▲	+30.5%	+118
Other	102	▲	-25.5%	-35
Protective Orders	27	▼	-10.0%	-3

* Compared to same time period as previous year

** Case Type Categories are defined in the 2017 Virginia Judicial Workload Assessment

The data reported reflect the case management system. The case types reported may not necessitate judicial involvement.

CPSS - GCMS CASELOAD STATISTICS OF THE GENERAL DISTRICT COURTS
January 2024 thru November 2024 Filings (Compared to January 2023 thru November 2023)

<i>GRAND TOTAL</i>	2,011	▲	23.2%	+379
---------------------------	--------------	---	-------	------

* Compared to same time period as previous year ** Case Type Categories are defined in the 2017 Virginia Judicial Workload Assessment
The data reported reflect the case management system. The case types reported may not necessitate judicial involvement.

2024 Overall GRAND TOTAL		Distribution of Caseload			Change*		Percentage (%) of Caseload		
9,690	-1,909	Criminal	1,150	12%	5.2% ▲	+57	Criminal	2023 9.4%	2024 11.9%
		Traffic	7,392	76%	-23.5% ▼	-2,270	Traffic	83.3%	76.3%
2024		Civil	1,137	12%	37.3% ▲	+309	Civil	7.1%	11.7%
2023		Civil Commitments	11	0%	-31.3% ▼	-5	Civil Commitments	0.1%	0.1%
		GRAND TOTAL	9,690	100%	-16.5% ▼	-1,909	GRAND TOTAL	100%	100%

Filings by Division & Code

Division	Case Type Description	Code	Summary	Change	% Change	Absolute Change
Criminal	Misdemeanor	M	709	▲	+17.0%	+103
	Felony	F	238	▼	-31.8%	-111
	Capias	CA	111	▲	+42.3%	+33
	Civil Violation	CV	48	▲	+71.4%	+20
	Show Cause	SC	44	▲	+37.5%	+12
	Total			1,150	▲	5.2%
Traffic	Infraction	I	4,718	▼	-28.1%	-1,844
	Misdemeanor	M	2,458	▼	-13.5%	-385
	Capias	CA	117	▼	-24.0%	-37
	Show Cause	SC	62	▼	-20.5%	-16
	Civil Violation	CV	21	▲	+600.0%	+18
	Felony	F	16	▼	-27.3%	-6
Total			7,392	▼	-23.5%	-2,270
Civil	Warrant in Debt	WD	593	▲	+49.0%	+195
	Garnishment	GA	265	▲	+33.8%	+67
	Admin License	AL	84	▲	+21.7%	+15
	Other	OT	47	▲	+9.3%	+4
	Unlawful Detainer	UD	34	↔		-
	Preliminary Protective Order	PP	32	▲	+100.0%	+16
	Impoundment	IM	16	▼	-38.5%	-10
	Bond Forfeiture	BF	15	▲	+200.0%	+10
	Abstract	AJ	12	▲	+71.4%	+5
	Protective Order	PO	11	▼	-8.3%	-1
	Interrogatory	IN	10	▲	+150.0%	+6
	Detinue	DT	6	▲	+500.0%	+5
	Motion for Judgment	MJ	6	▲	+50.0%	+2
	Show Cause	SC	6	↔		-
	Counter Claim	CC	0	▼	-100.0%	-3
Tenants Assertion	TA	0	▼	-100.0%	-2	
Total			1,137	▲	37.3%	+309
Civil Commitments	Emergency Custody Order	EC	8	▲	+14.3%	+1
	Temporary Detention Order	TD	3	▼	-50.0%	-3
	Mental Commitment	MC	0	▼	-100.0%	-1
	Petition	PT	0	▼	-100.0%	-2
Total			11	▼	-31.3%	-5
GRAND TOTAL			9,690	▼	-16.5%	-1,909

Filings by Major Case Category**

Category	Summary	Change	% Change	Absolute Change
Felony	254	▼	-31.5%	-117
Garnishment	275	▲	+36.1%	+73
General Civil	619	▲	+46.3%	+196
Infraction/Civil Violation	4,787	▲	-27.4%	-1,806
Involuntary Civil Commitments	0	▼	-100.0%	-2
Landlord /Tenant	34	▼	-5.6%	-2
Misdemeanor	3,167	▲	-8.2%	-282

* Compared to same time period as previous year

** Case Type Categories are defined in the 2017 Virginia Judicial Workload Assessment

The data reported reflect the case management system. The case types reported may not necessitate judicial involvement.

CPSS - GCMS CASELOAD STATISTICS OF THE GENERAL DISTRICT COURTS
 January 2024 thru November 2024 Filings (Compared to January 2023 thru November 2023)

New Kent



District: 9 FIPS: 127

Other	511	▲	+3.2%	+16
Protective Orders	43	▲	+53.6%	+15
GRAND TOTAL	9,690	▼	-16.5%	-1,909

* Compared to same time period as previous year

** Case Type Categories are defined in the 2017 Virginia Judicial Workload Assessment

The data reported reflect the case management system. The case types reported may not necessitate judicial involvement.

2024 Overall GRAND TOTAL		Distribution of Caseload			Change*		Percentage (%) of Caseload		
18,911	+4,462	Criminal	2,670	14%	9.6% ▲	+234	Criminal	2023	2024
		Traffic	9,589	51%	60.5% ▲	+3,616	Traffic	16.9%	14.1%
		Civil	4,577	24%	13.9% ▲	+559	Civil	41.3%	50.7%
		Civil Commitments	2,075	11%	2.6% ▲	+53	Civil Commitments	27.8%	24.2%
		GRAND TOTAL	18,911	100%	30.9% ▲	+4,462	GRAND TOTAL	100%	100%

Filings by Division & Code

Division	Case Type Description	Code	Summary	Change	% Change	Absolute Change
Criminal	Misdemeanor	M	1,535	▲	+5.4%	+78
	Felony	F	593	▲	+31.5%	+142
	Capias	CA	293	▲	+10.2%	+27
	Show Cause	SC	166	▲	+1.8%	+3
	Civil Violation	CV	52	▼	-14.8%	-9
	Motion	MO	31	▼	-18.4%	-7
	Total			2,670	▲	9.6%
Traffic	Infraction	I	7,343	▲	+65.9%	+2,916
	Misdemeanor	M	2,024	▲	+45.1%	+629
	Show Cause	SC	75	▲	+8.7%	+6
	Capias	CA	61	▲	+22.0%	+11
	Civil Violation	CV	44	▲	-	+44
	Felony	F	37	▲	+23.3%	+7
	Other	O	2	▲	-	+2
	Restricted Operators License	RL	2	↔	-	-
Motion	MO	1	▲	-	+1	
Total			9,589	▲	60.5%	+3,616
Civil	Warrant in Debt	WD	1,948	▲	+61.0%	+738
	Unlawful Detainer	UD	982	▼	-10.2%	-112
	Garnishment	GA	893	▲	+3.0%	+26
	Other	OT	187	▲	-21.8%	-52
	Preliminary Protective Order	PP	116	▼	-8.7%	-11
	Protective Order	PO	105	▼	-6.3%	-7
	Admin License	AL	100	▼	-20.6%	-26
	Interrogatory	IN	67	▲	+52.3%	+23
	Impoundment	IM	40	▲	+53.8%	+14
	Show Cause	SC	39	▲	+44.4%	+12
	Bond Forfeiture	BF	23	▲	+2,200.0%	+22
	Detinue	DT	20	▲	+100.0%	+10
	Abstract	AJ	17	▼	-65.3%	-32
	Motion for Judgment	MJ	17	▼	-68.5%	-37
	Tenants Assertion	TA	13	▼	-38.1%	-8
	Counter Claim	CC	5	▼	-28.6%	-2
	Petition-Restore Arms	PR	3	▲	+200.0%	+2
Capias	CA	1	▲	-	+1	
Overweight	OC	1	▼	-66.7%	-2	
Total			4,577	▲	13.9%	+559
Civil Commitments	Mental Commitment	MC	1,299	▲	+3.5%	+44
	Other	OT	543	▲	+0.7%	+4
	Temporary Detention Order	TD	169	▼	-7.7%	-14
	Emergency Custody Order	EC	64	▲	+42.2%	+19
Total			2,075	▲	2.6%	+53
GRAND TOTAL			18,911	▲	30.9%	+4,462

* Compared to same time period as previous year

** Case Type Categories are defined in the 2017 Virginia Judicial Workload Assessment

The data reported reflect the case management system. The case types reported may not necessitate judicial involvement.



Filings by Major Case Category**

Category	Summary	Change	% Change	Absolute Change
Felony	630	▲	+31.0%	+149
Garnishment	960	▲	+5.4%	+49
General Civil	2,018	▲	+56.8%	+731
Infraction/Civil Violation	7,442	▲	+65.7%	+2,951
Involuntary Civil Commitments	543	▲	+0.7%	+4
Landlord /Tenant	995	▼	-10.8%	-120
Misdemeanor	3,561	▲	+24.8%	+707
Other	2,541	▲	+0.4%	+9
Protective Orders	221	▼	-7.5%	-18
GRAND TOTAL	18,911	▲	30.9%	+4,462

* Compared to same time period as previous year

** Case Type Categories are defined in the 2017 Virginia Judicial Workload Assessment

The data reported reflect the case management system. The case types reported may not necessitate judicial involvement.

2024 Overall GRAND TOTAL		Distribution of Caseload			Change*		Percentage (%) of Caseload		
20,156	+3,015	Criminal	2,477	12%	16.3% ▲	+347	Criminal	2023	2024
		Traffic	13,750	68%	19.1% ▲	+2,202	Traffic	12.4%	12.3%
		Civil	3,821	19%	12.9% ▲	+437	Civil	67.4%	68.2%
		Civil Commitments	108	1%	36.7% ▲	+29	Civil Commitments	19.7%	19.0%
		GRAND TOTAL	20,156	100%	17.6% ▲	+3,015	GRAND TOTAL	0.5%	0.5%
							GRAND TOTAL	100%	100%

Filings by Division & Code

Division	Case Type Description	Code	Summary	Change	% Change	Absolute Change
Criminal	Misdemeanor	M	1,421	▲	+8.7%	+114
	Felony	F	682	▲	+37.2%	+185
	Capias	CA	220	▲	+18.9%	+35
	Show Cause	SC	102	▲	+6.3%	+6
	Civil Violation	CV	52	▲	+15.6%	+7
	Total			2,477	▲	16.3%
Traffic	Infraction	I	10,776	▲	+19.9%	+1,786
	Misdemeanor	M	2,888	▲	+17.5%	+430
	Capias	CA	36	▼	-30.8%	-16
	Felony	F	36	▲	+38.5%	+10
	Show Cause	SC	13	▼	-31.6%	-6
	Restricted Operators License	RL	1	▼	-50.0%	-1
	Civil Violation	CV	0	▼	-100.0%	-1
	Total			13,750	▲	19.1%
Civil	Warrant in Debt	WD	1,606	▲	+32.9%	+398
	Garnishment	GA	896	▼	-3.9%	-36
	Unlawful Detainer	UD	629	▼	-10.1%	-71
	Other	OT	196	▲	+28.9%	+44
	Admin License	AL	105	▲	+78.0%	+46
	Impoundment	IM	84	▲	+104.9%	+43
	Preliminary Protective Order	PP	76	▲	+7.0%	+5
	Protective Order	PO	57	▼	-17.4%	-12
	Abstract	AJ	52	▲	+57.6%	+19
	Motion for Judgment	MJ	33	▼	-10.8%	-4
	Interrogatory	IN	29	▲	+70.6%	+12
	Zoning Violation	ZO	24	▼	-31.4%	-11
	Show Cause	SC	12	▲	+9.1%	+1
	Detinue	DT	9	▲	+200.0%	+6
	Tenants Assertion	TA	8	▲	+14.3%	+1
	Counter Claim	CC	2	▼	-50.0%	-2
	Petition-Restore Arms	PR	2	↔		-
	Overweight	OC	1	↔		-
	Capias	CA	0	▼	-100.0%	-1
	Restricted Operators License	RL	0	▼	-100.0%	-1
Total			3,821	▲	12.9%	+437
Civil Commitments	Temporary Detention Order	TD	75	▲	+56.3%	+27
	Emergency Custody Order	EC	29	▲	+38.1%	+8
	Medical Emergency Temporary Detention Order	MT	4	▼	-60.0%	-6
	Total			108	▲	36.7%
GRAND TOTAL			20,156	▲	17.6%	+3,015

Filings by Major Case Category**

Category	Summary	Change	% Change	Absolute Change
Felony	718	▲	+37.3%	+195
Garnishment	925	▲	-2.5%	-24
General Civil	1,668	▲	+32.2%	+406

* Compared to same time period as previous year

** Case Type Categories are defined in the 2017 Virginia Judicial Workload Assessment

The data reported reflect the case management system. The case types reported may not necessitate judicial involvement.

CPSS - GCMS CASELOAD STATISTICS OF THE GENERAL DISTRICT COURTS
 January 2024 thru November 2024 Filings (Compared to January 2023 thru November 2023)

York



District: 9 FIPS: 199

Infraction/Civil Violation	10,829	▼	+19.8%	+1,792
Landlord /Tenant	637	▲	-9.9%	-70
Misdemeanor	4,334	▼	+14.0%	+531
Other	912	▲	+26.7%	+192
Protective Orders	133	▼	-5.0%	-7
GRAND TOTAL	20,156	▲	17.6%	+3,015

* Compared to same time period as previous year

** Case Type Categories are defined in the 2017 Virginia Judicial Workload Assessment

The data reported reflect the case management system. The case types reported may not necessitate judicial involvement.

2024 Overall GRAND TOTAL		Distribution of Caseload			Change*		Percentage (%) of Caseload		
4,500	+384	Criminal	412	9%	-40.3% ▼	-278	Criminal	2023	2024
		Traffic	3,052	68%	15.6% ▲	+413	Traffic	64.1%	67.8%
		Civil	1,013	23%	32.6% ▲	+249	Civil	18.6%	22.5%
		Civil Commitments	23	1%	0.0%	0	Civil Commitments	0.6%	0.5%
		GRAND TOTAL	4,500	100%	9.3% ▲	+384	GRAND TOTAL	100%	100%

Filings by Division & Code

Division	Case Type Description	Code	Summary	Change	% Change	Absolute Change
Criminal	Misdemeanor	M	213	▼	-51.5%	-226
	Felony	F	107	▼	-6.1%	-7
	Capias	CA	50	▲	+8.7%	+4
	Show Cause	SC	30	▼	-43.4%	-23
	Civil Violation	CV	12	▼	-68.4%	-26
	Total			412	▼	-40.3%
Traffic	Infraction	I	2,659	▲	+24.7%	+526
	Misdemeanor	M	364	▼	-19.8%	-90
	Show Cause	SC	16	▼	-5.9%	-1
	Capias	CA	9	▼	-40.0%	-6
	Felony	F	4	▼	-80.0%	-16
	Total			3,052	▲	15.6%
Civil	Warrant in Debt	WD	516	▲	+79.2%	+228
	Garnishment	GA	213	▼	-10.1%	-24
	Detinue	DT	66	▲	+100.0%	+33
	Unlawful Detainer	UD	47	▼	-16.1%	-9
	Other	OT	42	▲	+2.4%	+1
	Preliminary Protective Order	PP	38	▲	+65.2%	+15
	Protective Order	PO	38	▲	+72.7%	+16
	Show Cause	SC	17	▲	+70.0%	+7
	Admin License	AL	15	▼	-54.5%	-18
	Impoundment	IM	6	▲	+20.0%	+1
	Bond Forfeiture	BF	5	▲	+66.7%	+2
	Abstract	AJ	3	▼	-50.0%	-3
	Interrogatory	IN	3	▲	+200.0%	+2
	Capias	CA	2	▲	-	+2
	Restricted Operators License	RL	1	▲	-	+1
	Zoning Violation	ZO	1	▼	-75.0%	-3
	Motion for Judgment	MJ	0	▼	-100.0%	-1
	Petition-Restore Arms	PR	0	▼	-100.0%	-1
Total			1,013	▲	32.6%	+249
Civil Commitments	Emergency Custody Order	EC	14	▲	+55.6%	+5
	Temporary Detention Order	TD	8	▼	-33.3%	-4
	Mental Commitment	MC	1	▼	-50.0%	-1
	Total			23		0.0%
GRAND TOTAL			4,500	▲	9.3%	+384

Filings by Major Case Category**

Category	Summary	Change	% Change	Absolute Change
Felony	111	▼	-17.2%	-23
Garnishment	216	▲	-9.2%	-22
General Civil	586	▲	+80.9%	+262
Infraction/Civil Violation	2,671	▼	+23.0%	+500
Landlord /Tenant	47	▼	-16.1%	-9
Misdemeanor	579	▲	-35.5%	-318
Other	214	▲	-14.7%	-37

* Compared to same time period as previous year

** Case Type Categories are defined in the 2017 Virginia Judicial Workload Assessment

The data reported reflect the case management system. The case types reported may not necessitate judicial involvement.



CPSS - GCMS CASELOAD STATISTICS OF THE GENERAL DISTRICT COURTS
 January 2024 thru November 2024 Filings (Compared to January 2023 thru November 2023)

Protective Orders	76	▲	+68.9%	+31
GRAND TOTAL	4,500	▲	9.3%	+384

* Compared to same time period as previous year

** Case Type Categories are defined in the 2017 Virginia Judicial Workload Assessment

The data reported reflect the case management system. The case types reported may not necessitate judicial involvement.

2024 Overall GRAND TOTAL		Distribution of Caseload			Change*		Percentage (%) of Caseload			
3,693	+488	Criminal	478	13%	-14.0%	▼	-78	Criminal	2023 17.3%	2024 12.9%
		Traffic	2,439	66%	18.6%	▲	+382	Traffic	64.2%	66.0%
2024 		Civil	747	20%	33.9%	▲	+189	Civil	17.4%	20.2%
2023 		Civil Commitments	29	1%	-14.7%	▼	-5	Civil Commitments	1.1%	0.8%
		GRAND TOTAL	3,693	100%	15.2%	▲	+488	GRAND TOTAL	100%	100%

Filings by Division & Code

Division	Case Type Description	Code	Summary	Change	% Change	Absolute Change
Criminal	Misdemeanor	M	272	▼	-22.9%	-81
	Felony	F	133	▲	+3.9%	+5
	Show Cause	SC	41	▲	+7.9%	+3
	Capias	CA	21	▼	-25.0%	-7
	Civil Violation	CV	11	▲	+22.2%	+2
	Total			478	▼	-14.0%
Traffic	Infraction	I	1,948	▲	+16.7%	+279
	Misdemeanor	M	475	▲	+23.7%	+91
	Show Cause	SC	9	▲	+125.0%	+5
	Civil Violation	CV	4	▲	-	+4
	Capias	CA	2	▲	-	+2
	Felony	F	1	▲	-	+1
	Total			2,439	▲	18.6%
Civil	Warrant in Debt	WD	383	▲	+84.1%	+175
	Garnishment	GA	150	▲	+11.1%	+15
	Other	OT	56	▲	+3.7%	+2
	Impoundment	IM	43	▲	+65.4%	+17
	Unlawful Detainer	UD	32	▼	-46.7%	-28
	Admin License	AL	27	▲	+35.0%	+7
	Protective Order	PO	21	▲	+31.3%	+5
	Preliminary Protective Order	PP	20	▼	-4.8%	-1
	Detinue	DT	10	▲	+66.7%	+4
	Show Cause	SC	3	▼	-40.0%	-2
	Bond Forfeiture	BF	1	▲	-	+1
	Interrogatory	IN	1	▼	-50.0%	-1
	Motion for Judgment	MJ	0	▼	-100.0%	-4
	Overweight	OC	0	▼	-100.0%	-1
	Total			747	▲	33.9%
Civil Commitments	Temporary Detention Order	TD	25	▲	+4.2%	+1
	Emergency Custody Order	EC	4	▼	-50.0%	-4
	Other	OT	0	▼	-100.0%	-1
	Petition	PT	0	▼	-100.0%	-1
Total			29	▼	-14.7%	-5
GRAND TOTAL			3,693	▲	15.2%	+488

Filings by Major Case Category**

Category	Summary	Change	% Change	Absolute Change
Felony	134	▲	+4.7%	+6
Garnishment	151	▼	+10.2%	+14
General Civil	395	▲	+79.5%	+175
Infraction/Civil Violation	1,963	▲	+16.9%	+284
Involuntary Civil Commitments	0	▼	-100.0%	-2
Landlord /Tenant	32	▼	-46.7%	-28
Misdemeanor	747	▲	+1.4%	+10
Other	230	▲	+12.2%	+25

* Compared to same time period as previous year

** Case Type Categories are defined in the 2017 Virginia Judicial Workload Assessment

The data reported reflect the case management system. The case types reported may not necessitate judicial involvement.


CPSS - GCMS CASELOAD STATISTICS OF THE GENERAL DISTRICT COURTS
 January 2024 thru November 2024 Filings (Compared to January 2023 thru November 2023)

Protective Orders	41	▲	+10.8%	+4
GRAND TOTAL	3,693	▲	15.2%	+488

* Compared to same time period as previous year

** Case Type Categories are defined in the 2017 Virginia Judicial Workload Assessment

The data reported reflect the case management system. The case types reported may not necessitate judicial involvement.

2024 Overall GRAND TOTAL		Distribution of Caseload			Change*		Percentage (%) of Caseload		
3,292	-2,320	Criminal	370	11%	7.6% ▲	+26	Criminal	2023 6.1%	2024 11.2%
		Traffic	2,345	71%	-50.1% ▼	-2,358	Traffic	83.8%	71.2%
		Civil	562	17%	2.2% ▲	+12	Civil	9.8%	17.1%
		Civil Commitments	15	0%	0.0%	0	Civil Commitments	0.3%	0.5%
		GRAND TOTAL	3,292	100%	-41.3% ▼	-2,320	GRAND TOTAL	100%	100%

Filings by Division & Code

Division	Case Type Description	Code	Summary	Change	% Change	Absolute Change
Criminal	Misdemeanor	M	180	▼	-7.2%	-14
	Felony	F	128	▲	+20.8%	+22
	Show Cause	SC	37	▲	+42.3%	+11
	Capias	CA	22	▲	+22.2%	+4
	Civil Violation	CV	3	▲	-	+3
	Total			370	▲	7.6%
Traffic	Infraction	I	1,926	▼	-53.3%	-2,197
	Misdemeanor	M	392	▼	-28.1%	-153
	Show Cause	SC	12	▼	-33.3%	-6
	Felony	F	10	▲	+100.0%	+5
	Capias	CA	5	▼	-58.3%	-7
	Total			2,345	▼	-50.1%
Civil	Warrant in Debt	WD	314	▲	+17.6%	+47
	Garnishment	GA	123	▲	+18.3%	+19
	Other	OT	40	▼	-23.1%	-12
	Unlawful Detainer	UD	24	▼	-51.0%	-25
	Bond Forfeiture	BF	12	▲	+200.0%	+8
	Impoundment	IM	11	▼	-26.7%	-4
	Protective Order	PO	11	▼	-42.1%	-8
	Preliminary Protective Order	PP	9	▼	-52.6%	-10
	Admin License	AL	8	▼	-33.3%	-4
	Detinue	DT	5	▲	+400.0%	+4
	Abstract	AJ	2	▲	+100.0%	+1
	Overweight	OC	2	▲	-	+2
	Petition-Restore Arms	PR	1	▲	-	+1
	Interrogatory	IN	0	▼	-100.0%	-3
	Show Cause	SC	0	▼	-100.0%	-3
	Tenants Assertion	TA	0	▼	-100.0%	-1
Total			562	▲	2.2%	+12
Civil Commitments	Temporary Detention Order	TD	13	↔	-	-
	Emergency Custody Order	EC	2	↔	-	-
	Total		15		0.0%	0
GRAND TOTAL			3,292	▼	-41.3%	-2,320

Filings by Major Case Category**

Category	Summary	Change	% Change	Absolute Change
Felony	138	▲	+24.3%	+27
Garnishment	123	▼	+15.0%	+16
General Civil	321	▲	+18.0%	+49
Infraction/Civil Violation	1,931	▲	-53.2%	-2,192
Landlord /Tenant	24	▼	-52.0%	-26
Misdemeanor	572	▼	-22.6%	-167
Other	163	▲	-5.2%	-9
Protective Orders	20	▼	-47.4%	-18
GRAND TOTAL	3,292	▼	-41.3%	-2,320

* Compared to same time period as previous year


** Case Type Categories are defined in the 2017 Virginia Judicial Workload Assessment

The data reported reflect the case management system. The case types reported may not necessitate judicial involvement.

* Compared to same time period as previous year

** Case Type Categories are defined in the 2017 Virginia Judicial Workload Assessment

The data reported reflect the case management system. The case types reported may not necessitate judicial involvement.

2024 Overall GRAND TOTAL		Distribution of Caseload			Change*		Percentage (%) of Caseload		
2,719	-669	Criminal	211	8%	-6.2% ▼	-14	Criminal	2023 6.6%	2024 7.8%
		Traffic	2,025	74%	-25.9% ▼	-706	Traffic	80.6%	74.5%
2024		Civil	470	17%	13.8% ▲	+57	Civil	12.2%	17.3%
2023		Civil Commitments	13	0%	-31.6% ▼	-6	Civil Commitments	0.6%	0.5%
		GRAND TOTAL	2,719	100%	-19.7% ▼	-669	GRAND TOTAL	100%	100%

Filings by Division & Code

Division	Case Type Description	Code	Summary	Change	% Change	Absolute Change
Criminal	Misdemeanor	M	162	▲	+20.0%	+27
	Show Cause	SC	21	▲	+133.3%	+12
	Felony	F	18	▼	-69.0%	-40
	Capias	CA	8	▼	-38.5%	-5
	Civil Violation	CV	2	▼	-80.0%	-8
	Total			211	▼	-6.2%
Traffic	Infraction	I	1,731	▼	-26.3%	-617
	Misdemeanor	M	280	▼	-24.1%	-89
	Show Cause	SC	7	▼	-22.2%	-2
	Capias	CA	6	▲	+50.0%	+2
	Felony	F	1	↔	-	-
	Total			2,025	▼	-25.9%
Civil	Warrant in Debt	WD	237	▲	+47.2%	+76
	Garnishment	GA	99	▼	-21.4%	-27
	Other	OT	38	▼	+31.0%	+9
	Unlawful Detainer	UD	35	▼	-27.1%	-13
	Preliminary Protective Order	PP	21	▲	+10.5%	+2
	Protective Order	PO	15	▲	+275.0%	+11
	Abstract	AJ	4	▲	-	+4
	Admin License	AL	4	▼	-50.0%	-4
	Impoundment	IM	4	▼	-63.6%	-7
	Detinue	DT	3	▲	+50.0%	+1
	Interrogatory	IN	2	↔	-	-
	Motion for Judgment	MJ	2	▲	-	+2
	Show Cause	SC	2	↔	-	-
	Bond Forfeiture	BF	1	▲	-	+1
	Capias	CA	1	▲	-	+1
	Overweight	OC	1	↔	-	-
	Restricted Operators License	RL	1	▲	-	+1
Total			470	▲	13.8%	+57
Civil Commitments	Temporary Detention Order	TD	8	▼	-42.9%	-6
	Emergency Custody Order	EC	5	↔	-	-
	Total		13	▼	-31.6%	-6
GRAND TOTAL			2,719	▼	-19.7%	-669

Filings by Major Case Category**

Category	Summary	Change	% Change	Absolute Change
Felony	19	▼	-67.8%	-40
Garnishment	101	▼	-21.1%	-27
General Civil	242	▲	+46.7%	+77
Infraction/Civil Violation	1,734	▼	-26.5%	-625
Landlord /Tenant	35	▼	-27.1%	-13
Misdemeanor	443	▲	-12.1%	-61
Other	109	▲	+6.9%	+7
Protective Orders	36	▲	+56.5%	+13

* Compared to same time period as previous year

** Case Type Categories are defined in the 2017 Virginia Judicial Workload Assessment

The data reported reflect the case management system. The case types reported may not necessitate judicial involvement.

CPSS - GCMS CASELOAD STATISTICS OF THE GENERAL DISTRICT COURTS
January 2024 thru November 2024 Filings (Compared to January 2023 thru November 2023)

Cumberland



District: 10 FIPS: 049

<i>GRAND TOTAL</i>	2,719	▼	-19.7%	-669
---------------------------	--------------	---	--------	------

* Compared to same time period as previous year

** Case Type Categories are defined in the 2017 Virginia Judicial Workload Assessment

The data reported reflect the case management system. The case types reported may not necessitate judicial involvement.

2024 Overall GRAND TOTAL		Distribution of Caseload			Change*		Percentage (%) of Caseload		
9,261	-949	Criminal	1,500	16%	-3.5% ▼	-55	Criminal	2023	2024
		Traffic	5,843	63%	-15.3% ▼	-1,059	Traffic	15.2%	16.2%
		Civil	1,829	20%	9.1% ▲	+153	Civil	67.6%	63.1%
		Civil Commitments	89	1%	15.6% ▲	+12	Civil Commitments	16.4%	19.7%
		GRAND TOTAL	9,261	100%	-9.3% ▼	-949	GRAND TOTAL	0.8%	1.0%
							GRAND TOTAL	100%	100%

Filings by Division & Code

Division	Case Type Description	Code	Summary	Change	% Change	Absolute Change
Criminal	Misdemeanor	M	860	▲	+3.6%	+30
	Felony	F	298	▼	-27.3%	-112
	Show Cause	SC	147	▲	+27.8%	+32
	Capias	CA	146	▲	+12.3%	+16
	Civil Violation	CV	33	▼	-38.9%	-21
	Restricted Operators License	RL	16	▲	+14.3%	+2
	Motion	MO	0	▼	-100.0%	-2
	Total			1,500	▼	-3.5%
Traffic	Infraction	I	4,535	▼	-18.9%	-1,058
	Misdemeanor	M	1,191	▲	+0.9%	+11
	Show Cause	SC	61	▲	+13.0%	+7
	Capias	CA	43	▼	-8.5%	-4
	Restricted Operators License	RL	7	↔		-
	Felony	F	4	▼	-81.0%	-17
	Civil Violation	CV	1	▲	-	+1
	Motion	MO	1	▲	-	+1
Total			5,843	▼	-15.3%	-1,059
Civil	Warrant in Debt	WD	810	▲	+31.1%	+192
	Garnishment	GA	501	▲	+6.4%	+30
	Other	OT	136	▲	+4.6%	+6
	Unlawful Detainer	UD	105	▼	-25.5%	-36
	Detinue	DT	68	▼	-31.3%	-31
	Admin License	AL	64	▼	-8.6%	-6
	Preliminary Protective Order	PP	61	▲	+17.3%	+9
	Protective Order	PO	31	▲	+72.2%	+13
	Bond Forfeiture	BF	21	▼	-4.5%	-1
	Impoundment	IM	15	▼	-57.1%	-20
	Show Cause	SC	5	▲	+66.7%	+2
	Abstract	AJ	4	▼	-55.6%	-5
	Interrogatory	IN	3	▲	+50.0%	+1
	Petition-Restore Arms	PR	3	↔		-
	Capias	CA	1	▲	-	+1
	Motion for Judgment	MJ	1	↔		-
	Overweight	OC	0	▼	-100.0%	-1
	Tenants Assertion	TA	0	▼	-100.0%	-1
Total			1,829	▲	9.1%	+153
Civil Commitments	Temporary Detention Order	TD	56	▲	+12.0%	+6
	Emergency Custody Order	EC	32	▲	+28.0%	+7
	Mental Commitment	MC	1	↔		-
	Medical Emergency Temporary Detention Order	MT	0	▼	-100.0%	-1
Total			89	▲	15.6%	+12
GRAND TOTAL			9,261	▼	-9.3%	-949

* Compared to same time period as previous year

** Case Type Categories are defined in the 2017 Virginia Judicial Workload Assessment

The data reported reflect the case management system. The case types reported may not necessitate judicial involvement.

Filings by Major Case Category**

Category	Summary	Change	% Change	Absolute Change
Felony	302	▼	-29.9%	-129
Garnishment	504	▲	+6.6%	+31
General Civil	894	▲	+22.6%	+165
Infraction/Civil Violation	4,569	▲	-19.1%	-1,079
Landlord /Tenant	105	▼	-26.1%	-37
Misdemeanor	2,074	▲	+2.1%	+43
Other	721	▲	+5.1%	+35
Protective Orders	92	▲	+31.4%	+22
GRAND TOTAL	9,261	▼	-9.3%	-949

* Compared to same time period as previous year

** Case Type Categories are defined in the 2017 Virginia Judicial Workload Assessment

The data reported reflect the case management system. The case types reported may not necessitate judicial involvement.

2024 Overall GRAND TOTAL		Distribution of Caseload			Change*		Percentage (%) of Caseload			
2024	2,033	+213	Criminal	319	16%	27.6% ▲	+69	Criminal	2023	2024
			Traffic	1,216	60%	9.5% ▲	+106	Traffic	13.7%	15.7%
2023			Civil	475	23%	7.2% ▲	+32	Civil	61.0%	59.8%
			Civil Commitments	23	1%	35.3% ▲	+6	Civil Commitments	24.3%	23.4%
			GRAND TOTAL	2,033	100%	11.7% ▲	+213	GRAND TOTAL	100%	100%

Filings by Division & Code

Division	Case Type Description	Code	Summary	Change	% Change	Absolute Change
Criminal	Misdemeanor	M	183	▲	+38.6%	+51
	Felony	F	74	▲	+29.8%	+17
	Show Cause	SC	32	▲	+28.0%	+7
	Capias	CA	20	▼	-4.8%	-1
	Civil Violation	CV	10	▼	-33.3%	-5
	Total			319	▲	27.6%
Traffic	Infraction	I	959	▲	+12.7%	+108
	Misdemeanor	M	248	▼	-2.0%	-5
	Show Cause	SC	4	▲	+100.0%	+2
	Capias	CA	3	▲	+50.0%	+1
	Felony	F	2	↔		-
	Total			1,216	▲	9.5%
Civil	Warrant in Debt	WD	248	▲	+62.1%	+95
	Garnishment	GA	101	▼	-3.8%	-4
	Unlawful Detainer	UD	45	▼	-22.4%	-13
	Other	OT	34	▲	-35.8%	-19
	Preliminary Protective Order	PP	20	▼	-39.4%	-13
	Protective Order	PO	18	▼	-41.9%	-13
	Interrogatory	IN	4	▲	-	+4
	Detinue	DT	2	▼	-50.0%	-2
	Abstract	AJ	1	▼	-50.0%	-1
	Admin License	AL	1	▼	-50.0%	-1
	Show Cause	SC	1	▲	-	+1
	Motion for Judgment	MJ	0	▼	-100.0%	-1
	Petition-Restore Arms	PR	0	▼	-100.0%	-1
	Total			475	▲	7.2%
Civil Commitments	Temporary Detention Order	TD	12	▲	+33.3%	+3
	Emergency Custody Order	EC	10	▲	+25.0%	+2
	Medical Emergency Temporary Detention Order	MT	1	▲	-	+1
	Total			23	▲	35.3%
GRAND TOTAL			2,033	▲	11.7%	+213



Filings by Major Case Category**

Category	Summary	Change	% Change	Absolute Change
Felony	76	▲	+28.8%	+17
Garnishment	105	▲		0
General Civil	251	▲	+57.9%	+92
Infraction/Civil Violation	969	▼	+11.9%	+103
Landlord /Tenant	45	▼	-22.4%	-13
Misdemeanor	431	▲	+11.9%	+46
Other	118	▲	-4.8%	-6
Protective Orders	38	▼	-40.6%	-26
GRAND TOTAL	2,033	▲	11.7%	+213

* Compared to same time period as previous year

** Case Type Categories are defined in the 2017 Virginia Judicial Workload Assessment

The data reported reflect the case management system. The case types reported may not necessitate judicial involvement.

2024 Overall GRAND TOTAL		Distribution of Caseload			Change*		Percentage (%) of Caseload		
15,745	+1,914	Criminal	1,423	9%	0.2% ▲	+3	Criminal	2023	2024
		Traffic	11,709	74%	15.0% ▲	+1,531	Traffic	10.3%	9.0%
		Civil	2,514	16%	17.1% ▲	+367	Civil	73.6%	74.4%
		Civil Commitments	99	1%	15.1% ▲	+13	Civil Commitments	15.5%	16.0%
		GRAND TOTAL	15,745	100%	13.8% ▲	+1,914	GRAND TOTAL	0.6%	0.6%

Filings by Division & Code

Division	Case Type Description	Code	Summary	Change	% Change	Absolute Change
Criminal	Misdemeanor	M	871	▲	+3.1%	+26
	Felony	F	242	▼	-22.2%	-69
	Show Cause	SC	151	▲	+5.6%	+8
	Capias	CA	124	▲	+34.8%	+32
	Civil Violation	CV	35	▲	+20.7%	+6
	Total			1,423	▲	0.2%
Traffic	Infraction	I	8,793	▲	+13.1%	+1,021
	Misdemeanor	M	2,861	▲	+21.6%	+508
	Show Cause	SC	26	▲	+52.9%	+9
	Felony	F	14	▼	-17.6%	-3
	Capias	CA	13	▼	-27.8%	-5
	Civil Violation	CV	2	▲	+100.0%	+1
Total			11,709	▲	15.0%	+1,531
Civil	Warrant in Debt	WD	1,420	▲	+36.9%	+383
	Garnishment	GA	443	▲	+10.5%	+42
	Unlawful Detainer	UD	157	▼	-26.3%	-56
	Detinue	DT	133	▼	-8.3%	-12
	Other	OT	106	↔		-
	Protective Order	PO	55	▲	+5.8%	+3
	Preliminary Protective Order	PP	54	▼	-8.5%	-5
	Bond Forfeiture	BF	44	▲	+7.3%	+3
	Admin License	AL	41	▼	-10.9%	-5
	Impoundment	IM	26	▲	+18.2%	+4
	Abstract	AJ	9	▼	-18.2%	-2
	Interrogatory	IN	9	▲	+125.0%	+5
	Motion for Judgment	MJ	9	▲	+80.0%	+4
	Show Cause	SC	6	▲	+50.0%	+2
	Petition-Restore Arms	PR	1	▲	-	+1
Tenants Assertion	TA	1	↔		-	
Total			2,514	▲	17.1%	+367
Civil Commitments	Temporary Detention Order	TD	58	▲	+23.4%	+11
	Emergency Custody Order	EC	38	▲	+8.6%	+3
	Mental Commitment	MC	3	▼	-25.0%	-1
Total			99	▲	15.1%	+13
GRAND TOTAL			15,745	▲	13.8%	+1,914

Filings by Major Case Category**

Category	Summary	Change	% Change	Absolute Change
Felony	256	▼	-22.0%	-72
Garnishment	452	▲	+11.6%	+47
General Civil	1,567	▲	+30.9%	+370
Infraction/Civil Violation	8,830	▲	+13.2%	+1,028
Landlord /Tenant	158	▼	-26.2%	-56
Misdemeanor	3,732	▲	+16.7%	+534
Other	641	▲	+11.3%	+65
Protective Orders	109	▼	-1.8%	-2

* Compared to same time period as previous year

** Case Type Categories are defined in the 2017 Virginia Judicial Workload Assessment

The data reported reflect the case management system. The case types reported may not necessitate judicial involvement.

<i>GRAND TOTAL</i>	15,745	▲	13.8%	+1,914
---------------------------	---------------	---	-------	--------

* Compared to same time period as previous year

** Case Type Categories are defined in the 2017 Virginia Judicial Workload Assessment

The data reported reflect the case management system. The case types reported may not necessitate judicial involvement.

2024 Overall GRAND TOTAL		Distribution of Caseload			Change*		Percentage (%) of Caseload		
8,234	-680	Criminal	1,066	13%	18.4% ▲	+166	Criminal	2023	2024
		Traffic	5,517	67%	-15.5% ▼	-1,010	Traffic	10.1%	12.9%
2024		Civil	1,563	19%	12.0% ▲	+168	Civil	73.2%	67.0%
2023		Civil Commitments	88	1%	-4.3% ▼	-4	Civil Commitments	15.6%	19.0%
		GRAND TOTAL	8,234	100%	-7.6% ▼	-680	GRAND TOTAL	1.0%	1.1%
							GRAND TOTAL	100%	100%

Filings by Division & Code

Division	Case Type Description	Code	Summary	Change	% Change	Absolute Change
Criminal	Misdemeanor	M	676	▲	+28.8%	+151
	Felony	F	159	▲	+1.3%	+2
	Show Cause	SC	139	▲	+6.1%	+8
	Capias	CA	49	▼	-22.2%	-14
	Civil Violation	CV	43	▲	+79.2%	+19
	Total			1,066	▲	18.4%
Traffic	Infraction	I	4,843	▼	-16.9%	-987
	Misdemeanor	M	635	▼	-5.2%	-35
	Felony	F	17	▲	+466.7%	+14
	Show Cause	SC	11	▼	-21.4%	-3
	Capias	CA	10	↔	-	-
	Civil Violation	CV	1	▲	-	+1
Total			5,517	▼	-15.5%	-1,010
Civil	Warrant in Debt	WD	610	▲	+73.8%	+259
	Garnishment	GA	388	▼	-5.6%	-23
	Unlawful Detainer	UD	181	▼	-29.3%	-75
	Detinue	DT	157	▼	-1.9%	-3
	Other	OT	85	▼	+6.3%	+5
	Admin License	AL	62	▼	-31.1%	-28
	Preliminary Protective Order	PP	33	▲	+83.3%	+15
	Show Cause	SC	17	▲	+240.0%	+12
	Protective Order	PO	14	▲	+16.7%	+2
	Interrogatory	IN	5	▲	+66.7%	+2
	Motion for Judgment	MJ	4	▲	+33.3%	+1
	Abstract	AJ	2	▲	-	+2
	Tenants Assertion	TA	2	▲	-	+2
	Capias	CA	1	▲	-	+1
	Impoundment	IM	1	▼	-50.0%	-1
	Restricted Operators License	RL	1	▲	-	+1
	Detinue Seizure	DZ	0	▼	-100.0%	-3
	Overweight	OC	0	▼	-100.0%	-1
Total			1,563	▲	12.0%	+168
Civil Commitments	Temporary Detention Order	TD	56	▼	-1.8%	-1
	Emergency Custody Order	EC	30	▼	-6.3%	-2
	Medical Emergency Temporary Detention Order	MT	2	▲	+100.0%	+1
	Medical Emergency Custody Order	ME	0	▼	-100.0%	-1
	Mental Commitment	MC	0	▼	-100.0%	-1
Total			88	▼	-4.3%	-4
GRAND TOTAL			8,234	▼	-7.6%	-680

Filings by Major Case Category**

Category	Summary	Change	% Change	Absolute Change
Felony	176	▲	+10.0%	+16
Garnishment	393	▲	-5.1%	-21
General Civil	772	▼	+48.7%	+253
Infraction/Civil Violation	4,887	▲	-16.5%	-968

* Compared to same time period as previous year

** Case Type Categories are defined in the 2017 Virginia Judicial Workload Assessment

The data reported reflect the case management system. The case types reported may not necessitate judicial involvement.



CPSS - GCMS CASELOAD STATISTICS OF THE GENERAL DISTRICT COURTS
 January 2024 thru November 2024 Filings (Compared to January 2023 thru November 2023)

Landlord /Tenant	183	▲	-28.5%	-73
Misdemeanor	1,312	▲	+9.8%	+117
Other	464	▲	-4.3%	-21
Protective Orders	47	▲	+56.7%	+17
GRAND TOTAL	8,234	▼	-7.6%	-680

* Compared to same time period as previous year

** Case Type Categories are defined in the 2017 Virginia Judicial Workload Assessment

The data reported reflect the case management system. The case types reported may not necessitate judicial involvement.

2024 Overall GRAND TOTAL		Distribution of Caseload			Change*		Percentage (%) of Caseload		
3,475	+586	Criminal	410	12%	27.7% ▲	+89	Criminal	2023	2024
		Traffic	2,457	71%	20.7% ▲	+421	Traffic	70.5%	70.7%
		Civil	596	17%	16.4% ▲	+84	Civil	17.7%	17.2%
		Civil Commitments	12	0%	-40.0% ▼	-8	Civil Commitments	0.7%	0.3%
		GRAND TOTAL	3,475	100%	20.3% ▲	+586	GRAND TOTAL	100%	100%

Filings by Division & Code

Division	Case Type Description	Code	Summary	Change	% Change	Absolute Change
Criminal	Misdemeanor	M	210	▲	+8.8%	+17
	Felony	F	97	▲	+34.7%	+25
	Show Cause	SC	59	▲	+195.0%	+39
	Civil Violation	CV	23	▲	+53.3%	+8
	Capias	CA	21	▲	+5.0%	+1
	Restricted Operators License	RL	0	▼	-100.0%	-1
	Total			410	▲	27.7%
Traffic	Infraction	I	1,767	▲	+13.4%	+209
	Misdemeanor	M	594	▲	+34.7%	+153
	Show Cause	SC	77	▲	+305.3%	+58
	Capias	CA	14	▼	-6.7%	-1
	Felony	F	2	▼	-33.3%	-1
	Restricted Operators License	RL	2	▲	-	+2
	Civil Violation	CV	1	▲	-	+1
Total			2,457	▲	20.7%	+421
Civil	Warrant in Debt	WD	343	▲	+47.8%	+111
	Garnishment	GA	152	▲	+12.6%	+17
	Admin License	AL	34	▼	-2.9%	-1
	Unlawful Detainer	UD	23	▼	-37.8%	-14
	Other	OT	12	▲	-53.8%	-14
	Abstract	AJ	7	↔	-	-
	Protective Order	PO	7	▼	-41.7%	-5
	Impoundment	IM	6	▼	-25.0%	-2
	Preliminary Protective Order	PP	6	▼	-53.8%	-7
	Detinue	DT	3	▲	+50.0%	+1
	Show Cause	SC	3	▲	+50.0%	+1
	Counter Claim	CC	0	▼	-100.0%	-1
	Interrogatory	IN	0	▼	-100.0%	-1
Motion for Judgment	MJ	0	▼	-100.0%	-1	
Total			596	▲	16.4%	+84
Civil Commitments	Temporary Detention Order	TD	8	▼	-20.0%	-2
	Emergency Custody Order	EC	4	▼	-60.0%	-6
Total			12	▼	-40.0%	-8
GRAND TOTAL			3,475	▲	20.3%	+586

Filings by Major Case Category**

Category	Summary	Change	% Change	Absolute Change
Felony	99	▲	+32.0%	+24
Garnishment	152	▼	+11.8%	+16
General Civil	347	▲	+47.7%	+112
Infraction/Civil Violation	1,791	▲	+13.9%	+218
Landlord /Tenant	23	▼	-37.8%	-14
Misdemeanor	806	▲	+26.9%	+171
Other	244	▲	+41.0%	+71
Protective Orders	13	▼	-48.0%	-12

* Compared to same time period as previous year

** Case Type Categories are defined in the 2017 Virginia Judicial Workload Assessment

The data reported reflect the case management system. The case types reported may not necessitate judicial involvement.


CPSS - GCMS CASELOAD STATISTICS OF THE GENERAL DISTRICT COURTS
January 2024 thru November 2024 Filings (Compared to January 2023 thru November 2023)

<i>GRAND TOTAL</i>	3,475	▲	20.3%	+586
---------------------------	--------------	---	-------	------

* Compared to same time period as previous year

** Case Type Categories are defined in the 2017 Virginia Judicial Workload Assessment

The data reported reflect the case management system. The case types reported may not necessitate judicial involvement.

2024 Overall GRAND TOTAL		Distribution of Caseload			Change*		Percentage (%) of Caseload		
12,825	+1,353	Criminal	1,034	8%	8.5% ▲	+81	Criminal	2023 8.3%	2024 8.1%
		Traffic	9,284	72%	12.3% ▲	+1,014	Traffic	72.1%	72.4%
2024		Civil	1,862	15%	16.4% ▲	+262	Civil	13.9%	14.5%
2023		Civil Commitments	645	5%	-0.6% ▼	-4	Civil Commitments	5.7%	5.0%
		GRAND TOTAL	12,825	100%	11.8% ▲	+1,353	GRAND TOTAL	100%	100%

Filings by Division & Code

Division	Case Type Description	Code	Summary	Change	% Change	Absolute Change
Criminal	Misdemeanor	M	694	▲	+15.3%	+92
	Felony	F	210	▼	-11.4%	-27
	Capias	CA	89	▲	+30.9%	+21
	Show Cause	SC	22	▲	+22.2%	+4
	Civil Violation	CV	19	▼	-32.1%	-9
	Total			1,034	▲	8.5%
Traffic	Infraction	I	6,787	▲	+19.1%	+1,089
	Misdemeanor	M	2,389	▼	-3.6%	-90
	Capias	CA	96	▲	+28.0%	+21
	Show Cause	SC	8	▲	+100.0%	+4
	Felony	F	3	▲	-	+3
	Restricted Operators License	RL	1	▼	-80.0%	-4
	Civil Violation	CV	0	▼	-100.0%	-3
	Other	O	0	▼	-100.0%	-6
	Total			9,284	▲	12.3%
Civil	Warrant in Debt	WD	827	▲	+42.8%	+248
	Garnishment	GA	623	▲	+21.9%	+112
	Unlawful Detainer	UD	175	▼	-27.1%	-65
	Other	OT	79	▼	-33.1%	-39
	Protective Order	PO	40	▲	+29.0%	+9
	Preliminary Protective Order	PP	37	▼	-11.9%	-5
	Admin License	AL	18	▼	-40.0%	-12
	Show Cause	SC	18	▲	+5.9%	+1
	Motion for Judgment	MJ	13	▲	+160.0%	+8
	Abstract	AJ	11	▲	+57.1%	+4
	Detinue	DT	8	▲	+33.3%	+2
	Impoundment	IM	4	↔	-	-
	Interrogatory-Not	IC	4	▲	+300.0%	+3
	Petition-Restore Arms	PR	3	▼	-57.1%	-4
	Capias	CA	1	▲	-	+1
	Mechanic's Lien	ML	1	▲	-	+1
	Overweight	OC	0	▼	-100.0%	-1
	Tenants Assertion	TA	0	▼	-100.0%	-1
Total			1,862	▲	16.4%	+262
Civil Commitments	Other	OT	344	▲	+10.6%	+33
	Mental Commitment	MC	237	▼	-7.8%	-20
	Temporary Detention Order	TD	34	▲	+209.1%	+23
	Emergency Custody Order	EC	30	▼	-57.1%	-40
	Total			645	▼	-0.6%
GRAND TOTAL			12,825	▲	11.8%	+1,353

Filings by Major Case Category**

Category	Summary	Change	% Change	Absolute Change
Felony	213	▲	-10.1%	-24
Garnishment	623	▲	+21.9%	+112
General Civil	852	▲	+42.5%	+254

* Compared to same time period as previous year

** Case Type Categories are defined in the 2017 Virginia Judicial Workload Assessment

The data reported reflect the case management system. The case types reported may not necessitate judicial involvement.


CPSS - GCMS CASELOAD STATISTICS OF THE GENERAL DISTRICT COURTS
 January 2024 thru November 2024 Filings (Compared to January 2023 thru November 2023)

Infraction/Civil Violation	6,806	▼	+18.7%	+1,070
Involuntary Civil Commitments	344	▲	+10.6%	+33
Landlord /Tenant	175	▼	-27.4%	-66
Misdemeanor	3,084	▼	-0.1%	-2
Other	651	▲	-4.1%	-28
Protective Orders	77	▲	+5.5%	+4
GRAND TOTAL	12,825	▲	11.8%	+1,353

* Compared to same time period as previous year

** Case Type Categories are defined in the 2017 Virginia Judicial Workload Assessment

The data reported reflect the case management system. The case types reported may not necessitate judicial involvement.

2024 Overall GRAND TOTAL		Distribution of Caseload			Change*		Percentage (%) of Caseload		
5,107 +460 		Criminal	665	13%	7.1% ▲	+44	Criminal	2023	2024
		Traffic	3,054	60%	17.7% ▲	+460	Traffic	13.4%	13.0%
		Civil	874	17%	-0.8% ▼	-7	Civil	55.8%	59.8%
		Civil Commitments	514	10%	-6.7% ▼	-37	Civil Commitments	19.0%	17.1%
		GRAND TOTAL	5,107	100%	9.9% ▲	+460	GRAND TOTAL	11.9%	10.1%
							GRAND TOTAL	100%	100%

Filings by Division & Code

Division	Case Type Description	Code	Summary	Change	% Change	Absolute Change
Criminal	Misdemeanor	M	412	▲	+11.7%	+43
	Felony	F	167	▲	+12.1%	+18
	Show Cause	SC	40	▼	-25.9%	-14
	Capias	CA	32	▼	-3.0%	-1
	Civil Violation	CV	14	▼	-12.5%	-2
	Total			665	▲	7.1%
Traffic	Infraction	I	2,386	▲	+15.8%	+326
	Misdemeanor	M	623	▲	+29.0%	+140
	Show Cause	SC	23	▼	-14.8%	-4
	Capias	CA	13	▼	-23.5%	-4
	Felony	F	9	▲	+80.0%	+4
	Civil Violation	CV	0	▼	-100.0%	-1
	Other	O	0	▼	-100.0%	-1
	Total			3,054	▲	17.7%
Civil	Warrant in Debt	WD	387	▲	+24.0%	+75
	Garnishment	GA	182	▼	-23.5%	-56
	Unlawful Detainer	UD	99	▼	-14.7%	-17
	Detinue	DT	82	▲	+12.3%	+9
	Other	OT	45	▲	-15.1%	-8
	Admin License	AL	22	▲	+29.4%	+5
	Protective Order	PO	19	▼	-13.6%	-3
	Preliminary Protective Order	PP	16	▼	-38.5%	-10
	Abstract	AJ	8	▲	+700.0%	+7
	Show Cause	SC	5	↔		-
	Impoundment	IM	3	▲	+200.0%	+2
	Counter Claim	CC	2	▲	+100.0%	+1
	Bond Forfeiture	BF	1	▲	-	+1
	Motion for Judgment	MJ	1	▼	-83.3%	-5
	Petition-Restore Arms	PR	1	▲	-	+1
	Tenants Assertion	TA	1	▼	-66.7%	-2
	Interrogatory	IN	0	▼	-100.0%	-7
Total			874	▼	-0.8%	-7
Civil Commitments	Mental Commitment	MC	358	▼	-28.1%	-140
	Other	OT	97	▲	+2,325.0%	+93
	Temporary Detention Order	TD	41	▲	+36.7%	+11
	Emergency Custody Order	EC	17	▼	-10.5%	-2
	Medical Emergency Temporary Detention Order	MT	1	▲	-	+1
Total			514	▼	-6.7%	-37
GRAND TOTAL			5,107	▲	9.9%	+460

Filings by Major Case Category**

Category	Summary	Change	% Change	Absolute Change
Felony	176	▲	+14.3%	+22
Garnishment	182	▼	-25.7%	-63
General Civil	476	▲	+20.5%	+81
Infraction/Civil Violation	2,400	▼	+15.5%	+322

* Compared to same time period as previous year

** Case Type Categories are defined in the 2017 Virginia Judicial Workload Assessment

The data reported reflect the case management system. The case types reported may not necessitate judicial involvement.



CPSS - GCMS CASELOAD STATISTICS OF THE GENERAL DISTRICT COURTS
 January 2024 thru November 2024 Filings (Compared to January 2023 thru November 2023)

Involuntary Civil Commitments	97	▲	+2,325.0%	+93
Landlord /Tenant	100	▼	-16.0%	-19
Misdemeanor	1,035	▲	+21.5%	+183
Other	606	▲	-19.4%	-146
Protective Orders	35	▼	-27.1%	-13
GRAND TOTAL	5,107	▲	9.9%	+460

* Compared to same time period as previous year

** Case Type Categories are defined in the 2017 Virginia Judicial Workload Assessment

The data reported reflect the case management system. The case types reported may not necessitate judicial involvement.

2024 Overall GRAND TOTAL		Distribution of Caseload			Change*		Percentage (%) of Caseload		
21,410	-1,464	Criminal	2,639	12%	8.7% ▲	+212	Criminal	2023	2024
		Traffic	6,799	32%	-35.1% ▼	-3,680	Traffic	10.6%	12.3%
2024 		Civil	8,302	39%	12.8% ▲	+941	Civil	45.8%	31.8%
2023 		Civil Commitments	3,670	17%	40.8% ▲	+1,063	Civil Commitments	32.2%	38.8%
		GRAND TOTAL	21,410	100%	-6.4% ▼	-1,464	GRAND TOTAL	100%	100%

Filings by Division & Code

Division	Case Type Description	Code	Summary	Change	% Change	Absolute Change
Criminal	Misdemeanor	M	1,414	▲	+0.6%	+9
	Felony	F	718	▲	+21.9%	+129
	Capias	CA	282	▲	+13.7%	+34
	Show Cause	SC	182	▲	+21.3%	+32
	Civil Violation	CV	43	▲	+22.9%	+8
	Total			2,639	▲	8.7%
Traffic	Infraction	I	4,523	▼	-41.0%	-3,143
	Misdemeanor	M	1,989	▼	-23.8%	-622
	Civil Violation	CV	101	▲	+910.0%	+91
	Capias	CA	61	▼	-4.7%	-3
	Felony	F	49	▲	+8.9%	+4
	Other	O	41	▼	-10.9%	-5
	Restricted Operators License	RL	20	▼	-20.0%	-5
	Show Cause	SC	15	▲	+25.0%	+3
Total			6,799	▼	-35.1%	-3,680
Civil	Unlawful Detainer	UD	2,722	▼	-12.2%	-379
	Garnishment	GA	2,657	▲	+38.1%	+733
	Warrant in Debt	WD	2,068	▲	+37.5%	+564
	Other	OT	217	▼	-18.7%	-50
	Bond Forfeiture	BF	137	▲	+242.5%	+97
	Preliminary Protective Order	PP	125	▲	+45.3%	+39
	Show Cause	SC	101	▲	+1.0%	+1
	Protective Order	PO	95	▲	+58.3%	+35
	Abstract	AJ	45	↔		-
	Motion for Judgment	MJ	40	▼	-13.0%	-6
	Detinue	DT	32	▼	-76.1%	-102
	Interrogatory	IN	20	▲	+100.0%	+10
	Tenants Assertion	TA	15	▲	+7.1%	+1
	Admin License	AL	11	▲	+10.0%	+1
	Petition-Restore Arms	PR	8	▼	-42.9%	-6
	Impoundment	IM	4	▲	-	+4
	Counter Claim	CC	3	▼	-25.0%	-1
	Capias	CA	2	▲	+100.0%	+1
	Mechanic's Lien	ML	0	▼	-100.0%	-1
Total			8,302	▲	12.8%	+941
Civil Commitments	Mental Commitment	MC	2,457	▲	+34.7%	+633
	Other	OT	967	▲	+55.2%	+344
	Temporary Detention Order	TD	164	▲	+35.5%	+43
	Emergency Custody Order	EC	80	▲	+105.1%	+41
	Medical Emergency Temporary Detention Order	MT	2	▲	-	+2
Total			3,670	▲	40.8%	+1,063
GRAND TOTAL			21,410	▼	-6.4%	-1,464

* Compared to same time period as previous year

** Case Type Categories are defined in the 2017 Virginia Judicial Workload Assessment

The data reported reflect the case management system. The case types reported may not necessitate judicial involvement.

Filings by Major Case Category**

Category	Summary	Change	% Change	Absolute Change
Felony	767	▲	+21.0%	+133
Garnishment	2,677	▲	+38.4%	+743
General Civil	2,171	▼	+22.9%	+404
Infraction/Civil Violation	4,708	▲	-39.3%	-3,049
Involuntary Civil Commitments	967	▲	+55.2%	+344
Landlord /Tenant	2,737	▼	-12.1%	-378
Misdemeanor	3,423	▼	-15.3%	-618
Other	3,740	▲	+30.9%	+883
Protective Orders	220	▲	+50.7%	+74
GRAND TOTAL	21,410	▼	-6.4%	-1,464

* Compared to same time period as previous year

** Case Type Categories are defined in the 2017 Virginia Judicial Workload Assessment

The data reported reflect the case management system. The case types reported may not necessitate judicial involvement.

2024 Overall GRAND TOTAL		Distribution of Caseload			Change*		Percentage (%) of Caseload		
4,803	+572	Criminal	583	12%	-6.1% ▼	-38	Criminal	2023 14.7%	2024 12.1%
		Traffic	3,266	68%	14.0% ▲	+401	Traffic	67.7%	68.0%
2024		Civil	936	19%	29.8% ▲	+215	Civil	17.0%	19.5%
2023		Civil Commitments	18	0%	-25.0% ▼	-6	Civil Commitments	0.6%	0.4%
		GRAND TOTAL	4,803	100%	13.5% ▲	+572	GRAND TOTAL	100%	100%

Filings by Division & Code

Division	Case Type Description	Code	Summary	Change	% Change	Absolute Change
Criminal	Misdemeanor	M	330	▲	+7.1%	+22
	Felony	F	157	▼	-13.3%	-24
	Show Cause	SC	43	▼	-27.1%	-16
	Civil Violation	CV	29	▼	-25.6%	-10
	Capias	CA	24	▼	-29.4%	-10
	Total			583	▼	-6.1%
Traffic	Infraction	I	2,674	▲	+13.1%	+310
	Misdemeanor	M	540	▲	+20.3%	+91
	Show Cause	SC	23	▼	-11.5%	-3
	Capias	CA	19	▼	-5.0%	-1
	Felony	F	8	▲	+33.3%	+2
	Civil Violation	CV	2	▲	-	+2
	Total			3,266	▲	14.0%
Civil	Warrant in Debt	WD	533	▲	+68.1%	+216
	Garnishment	GA	194	▲	+10.2%	+18
	Admin License	AL	45	▲	+12.5%	+5
	Unlawful Detainer	UD	41	▼	-38.8%	-26
	Impoundment	IM	27	▼	-3.6%	-1
	Protective Order	PO	27	▲	+107.7%	+14
	Preliminary Protective Order	PP	24	▲	+166.7%	+15
	Other	OT	22	▲	+57.1%	+8
	Detinue	DT	9	▲	+125.0%	+5
	Show Cause	SC	5	▲	+400.0%	+4
	Abstract	AJ	4	▲	+33.3%	+1
	Motion for Judgment	MJ	3	▼	-50.0%	-3
	Petition-Restore Arms	PR	2	▲	+100.0%	+1
	Interrogatory	IN	0	▼	-100.0%	-2
	Interrogatory-Not	IC	0	▼	-100.0%	-1
	Tenants Assertion	TA	0	▼	-100.0%	-2
	Zoning Violation	ZO	0	▼	-100.0%	-37
Total			936	▲	29.8%	+215
Civil Commitments	Temporary Detention Order	TD	11	▼	-15.4%	-2
	Other	OT	3	▲	+50.0%	+1
	Emergency Custody Order	EC	2	▼	-75.0%	-6
	Mental Commitment	MC	2	▲	+100.0%	+1
Total			18	▼	-25.0%	-6
GRAND TOTAL			4,803	▲	13.5%	+572

Filings by Major Case Category**

Category	Summary	Change	% Change	Absolute Change
Felony	165	▲	-11.8%	-22
Garnishment	194	▼	+9.0%	+16
General Civil	550	▲	+67.2%	+221
Infraction/Civil Violation	2,705	▲	+12.6%	+302
Involuntary Civil Commitments	3	▲	+50.0%	+1
Landlord /Tenant	41	▼	-40.6%	-28

* Compared to same time period as previous year

** Case Type Categories are defined in the 2017 Virginia Judicial Workload Assessment

The data reported reflect the case management system. The case types reported may not necessitate judicial involvement.



CPSS - GCMS CASELOAD STATISTICS OF THE GENERAL DISTRICT COURTS
 January 2024 thru November 2024 Filings (Compared to January 2023 thru November 2023)

Misdemeanor	870	▼	+9.6%	+76
Other	224	▲	-9.3%	-23
Protective Orders	51	▲	+131.8%	+29
GRAND TOTAL	4,803	▲	13.5%	+572

* Compared to same time period as previous year

** Case Type Categories are defined in the 2017 Virginia Judicial Workload Assessment

The data reported reflect the case management system. The case types reported may not necessitate judicial involvement.

2024 Overall GRAND TOTAL		Distribution of Caseload			Change*		Percentage (%) of Caseload		
73,630	-989	Criminal	10,654	14%	3.2% ▲	+326	Criminal	2023	2024
		Traffic	29,446	40%	-14.2% ▼	-4,891	Traffic	13.8%	14.5%
2024 		Civil	33,121	45%	12.3% ▲	+3,625	Civil	46.0%	40.0%
2023 		Civil Commitments	409	1%	-10.7% ▼	-49	Civil Commitments	39.5%	45.0%
		GRAND TOTAL	73,630	100%	-1.3% ▼	-989	GRAND TOTAL	0.6%	0.6%
							GRAND TOTAL	100%	100%

Filings by Division & Code

Division	Case Type Description	Code	Summary	Change	% Change	Absolute Change
Criminal	Misdemeanor	M	5,702	▲	+5.4%	+294
	Felony	F	3,205	▲	+1.3%	+40
	Capias	CA	1,150	▼	-7.6%	-94
	Show Cause	SC	493	▲	+32.5%	+121
	Civil Violation	CV	87	▼	-32.6%	-42
	Motion	MO	16	▲	+60.0%	+6
	Restricted Operators License	RL	1	▲	-	+1
	Total			10,654	▲	3.2%
Traffic	Infraction	I	17,300	▼	-15.5%	-3,179
	Misdemeanor	M	10,202	▼	-12.1%	-1,408
	Capias	CA	689	▼	-26.6%	-250
	Show Cause	SC	619	▲	+16.1%	+86
	Felony	F	282	▼	-10.5%	-33
	Motion	MO	150	▼	-25.4%	-51
	Civil Violation	CV	147	▼	-25.0%	-49
	Restricted Operators License	RL	55	▼	-12.7%	-8
	Other	O	2	▲	+100.0%	+1
Total			29,446	▼	-14.2%	-4,891
Civil	Warrant in Debt	WD	14,366	▲	+36.9%	+3,872
	Garnishment	GA	8,698	▲	+5.8%	+473
	Unlawful Detainer	UD	6,127	▼	-11.3%	-781
	Other	OT	968	▲	+6.3%	+57
	Preliminary Protective Order	PP	540	▲	+5.1%	+26
	Protective Order	PO	515	▼	-1.0%	-5
	Admin License	AL	483	▼	-20.0%	-121
	Show Cause	SC	467	▲	+29.7%	+107
	Motion for Judgment	MJ	209	▲	+20.8%	+36
	Interrogatory	IN	170	▲	+19.7%	+28
	Abstract	AJ	147	▼	-19.7%	-36
	Detinue	DT	123	▲	+33.7%	+31
	Impoundment	IM	99	▲	+25.3%	+20
	Bond Forfeiture	BF	71	▼	-55.1%	-87
	Interrogatory-Not	IC	43	↔	-	-
	Counter Claim	CC	29	▲	+3.6%	+1
	Tenants Assertion	TA	27	↔	-	-
	Capias	CA	22	▲	+37.5%	+6
	Petition-Restore Arms	PR	12	▼	-25.0%	-4
	Third Party Claim	TH	2	↔	-	-
	Cross Claim	CR	1	↔	-	-
Mechanic's Lien	ML	1	▲	-	+1	
Petition to Require Blood Test	BT	1	▲	-	+1	
Total			33,121	▲	12.3%	+3,625
Civil Commitments	Temporary Detention Order	TD	291	▼	-2.7%	-8
	Emergency Custody Order	EC	105	▼	-30.0%	-45
	Medical Emergency Temporary Detention Order	MT	9	▲	+50.0%	+3
	Medical Emergency Custody Order	ME	2	↔	-	-
	Mental Commitment	MC	2	▲	+100.0%	+1
Total			409	▼	-10.7%	-49
GRAND TOTAL			73,630	▼	-1.3%	-989

* Compared to same time period as previous year

** Case Type Categories are defined in the 2017 Virginia Judicial Workload Assessment

The data reported reflect the case management system. The case types reported may not necessitate judicial involvement.



Filings by Major Case Category**

Category	Summary	Change	% Change	Absolute Change
Felony	3,487	▼	+0.2%	+7
Garnishment	8,868	▲	+6.0%	+501
General Civil	15,005	▲	+36.2%	+3,992
Infraction/Civil Violation	17,536	▲	-15.7%	-3,269
Landlord /Tenant	6,154	▼	-11.3%	-781
Misdemeanor	15,960	▲	-6.6%	-1,121
Other	5,565	▲	-5.7%	-339
Protective Orders	1,055	▲	+2.0%	+21
GRAND TOTAL	73,630	▼	-1.3%	-989

* Compared to same time period as previous year

** Case Type Categories are defined in the 2017 Virginia Judicial Workload Assessment

The data reported reflect the case management system. The case types reported may not necessitate judicial involvement.

2024 Overall GRAND TOTAL		Distribution of Caseload			Change*		Percentage (%) of Caseload		
7,931	-832	Criminal	2,128	27%	2.9% ▲	+59	Criminal	2023	2024
		Traffic	3,351	42%	-17.8% ▼	-726	Traffic	23.6%	26.8%
		Civil	2,396	30%	-6.4% ▼	-163	Civil	46.5%	42.3%
		Civil Commitments	56	1%	-3.4% ▼	-2	Civil Commitments	29.2%	30.2%
		GRAND TOTAL	7,931	100%	-9.5% ▼	-832	GRAND TOTAL	0.7%	0.7%
							GRAND TOTAL	100%	100%

Filings by Division & Code

Division	Case Type Description	Code	Summary	Change	% Change	Absolute Change
Criminal	Misdemeanor	M	1,115	▲	+5.8%	+61
	Felony	F	544	▼	-5.6%	-32
	Capias	CA	290	▲	+0.3%	+1
	Show Cause	SC	134	▲	+30.1%	+31
	Civil Violation	CV	45	▼	-4.3%	-2
	Total			2,128	▲	2.9%
Traffic	Infraction	I	2,340	▼	-21.5%	-641
	Misdemeanor	M	914	▼	-8.3%	-83
	Capias	CA	53	▼	-10.2%	-6
	Felony	F	20	▲	+66.7%	+8
	Show Cause	SC	20	▲	+5.3%	+1
	Civil Violation	CV	3	▼	-25.0%	-1
	Other	O	1	▼	-66.7%	-2
	Restricted Operators License	RL	0	▼	-100.0%	-2
	Total			3,351	▼	-17.8%
Civil	Warrant in Debt	WD	928	▼	-2.3%	-22
	Garnishment	GA	617	▼	-9.8%	-67
	Unlawful Detainer	UD	449	▼	-12.3%	-63
	Detinue	DT	93	▲	+22.4%	+17
	Other	OT	67	▼	-31.6%	-31
	Admin License	AL	57	▼	-12.3%	-8
	Preliminary Protective Order	PP	49	▲	+14.0%	+6
	Protective Order	PO	44	▲	+10.0%	+4
	Abstract	AJ	19	▼	-5.0%	-1
	Motion for Judgment	MJ	18	↔		-
	Show Cause	SC	18	▼	-25.0%	-6
	Bond Forfeiture	BF	12	▲	+33.3%	+3
	Interrogatory	IN	10	▲	+233.3%	+7
	Impoundment	IM	9	▼	-18.2%	-2
	Tenants Assertion	TA	4	↔		-
	Interrogatory-Not	IC	1	▲	-	+1
	Petition-Restore Arms	PR	1	↔		-
	Counter Claim	CC	0	▼	-100.0%	-1
Total			2,396	▼	-6.4%	-163
Civil Commitments	Temporary Detention Order	TD	39	▲	+2.6%	+1
	Emergency Custody Order	EC	17	▼	-15.0%	-3
	Total			56	▼	-3.4%
GRAND TOTAL			7,931	▼	-9.5%	-832

Filings by Major Case Category**

Category	Summary	Change	% Change	Absolute Change
Felony	564	▲	-4.1%	-24
Garnishment	627	▲	-8.7%	-60
General Civil	1,043	▼	-0.6%	-6
Infraction/Civil Violation	2,389	▼	-21.3%	-646
Landlord /Tenant	453	▼	-12.2%	-63

* Compared to same time period as previous year

** Case Type Categories are defined in the 2017 Virginia Judicial Workload Assessment

The data reported reflect the case management system. The case types reported may not necessitate judicial involvement.

CPSS - GCMS CASELOAD STATISTICS OF THE GENERAL DISTRICT COURTS
 January 2024 thru November 2024 Filings (Compared to January 2023 thru November 2023)



Colonial Heights
 District: 12 FIPS: 570

Misdemeanor	2,029	▼	-1.2%	-24
Other	733	▲	-2.5%	-19
Protective Orders	93	▲	+12.0%	+10
GRAND TOTAL	7,931	▼	-9.5%	-832

* Compared to same time period as previous year

** Case Type Categories are defined in the 2017 Virginia Judicial Workload Assessment

The data reported reflect the case management system. The case types reported may not necessitate judicial involvement.

2024 Overall GRAND TOTAL		Distribution of Caseload			Change*		Percentage (%) of Caseload		
83,380	+14,422	Criminal	8,529	10%	-0.9% ▼	-80	Criminal	2023	2024
		Traffic	31,439	38%	62.2% ▲	+12,053	Traffic	12.5%	10.2%
		Civil	40,706	49%	5.9% ▲	+2,257	Civil	28.1%	37.7%
		Civil Commitments	2,706	3%	7.6% ▲	+192	Civil Commitments	55.8%	48.8%
		GRAND TOTAL	83,380	100%	20.9% ▲	+14,422	GRAND TOTAL	3.6%	3.2%
							GRAND TOTAL	100%	100%

Filings by Division & Code

Division	Case Type Description	Code	Summary	Change	% Change	Absolute Change
Criminal	Misdemeanor	M	4,958	▲	+5.3%	+248
	Felony	F	2,314	▼	-6.9%	-172
	Capias	CA	903	▼	-3.5%	-33
	Show Cause	SC	250	▼	-4.6%	-12
	Civil Violation	CV	98	▼	-53.3%	-112
	Restricted Operators License	RL	6	▲	+20.0%	+1
	Total			8,529	▼	-0.9%
Traffic	Infraction	I	23,470	▲	+87.9%	+10,979
	Misdemeanor	M	7,012	▲	+19.3%	+1,136
	Other	O	402	▼	-27.8%	-155
	Capias	CA	242	▼	+35.2%	+63
	Felony	F	166	▲	+28.7%	+37
	Show Cause	SC	109	▼	+17.2%	+16
	Restricted Operators License	RL	33	▼	-44.1%	-26
	Civil Violation	CV	5	▲	+150.0%	+3
Total			31,439	▲	62.2%	+12,053
Civil	Warrant in Debt	WD	14,288	▼	+11.5%	+1,477
	Unlawful Detainer	UD	11,599	▼	-1.7%	-195
	Garnishment	GA	11,086	▲	+13.0%	+1,275
	Other	OT	1,448	▼	-11.3%	-185
	Preliminary Protective Order	PP	514	▲	+2.4%	+12
	Motion for Judgment	MJ	464	▼	-1.1%	-5
	Show Cause	SC	355	▼	-10.4%	-41
	Detinue	DT	195	▼	-13.3%	-30
	Interrogatory	IN	148	▲	+8.0%	+11
	Admin License	AL	140	▲	+22.8%	+26
	Protective Order	PO	137	▼	-	-
	Abstract	AJ	120	▼	-48.1%	-111
	Tenants Assertion	TA	111	▲	+44.2%	+34
	Counter Claim	CC	34	▼	-38.2%	-21
	Interrogatory-Not	IC	27	▼	-12.9%	-4
	Capias	CA	23	▲	+228.6%	+16
	Petition-Restore Arms	PR	9	▼	-18.2%	-2
	Impoundment	IM	5	▲	-	+5
	Mechanic's Lien	ML	2	▲	-	+2
	Cross Claim	CR	1	▲	-	+1
	Bond Forfeiture	BF	0	▼	-100.0%	-5
Restricted Operators License	RL	0	▼	-100.0%	-2	
Third Party Claim	TH	0	▼	-100.0%	-1	
Total			40,706	▲	5.9%	+2,257
Civil Commitments	Mental Commitment	MC	1,426	▲	+4.7%	+64
	Temporary Detention Order	TD	1,141	▲	+9.2%	+96
	Emergency Custody Order	EC	139	▲	+29.9%	+32
	Total			2,706	▲	7.6%
GRAND TOTAL			83,380	▲	20.9%	+14,422

* Compared to same time period as previous year

** Case Type Categories are defined in the 2017 Virginia Judicial Workload Assessment

The data reported reflect the case management system. The case types reported may not necessitate judicial involvement.



Filings by Major Case Category**

Category	Summary	Change	% Change	Absolute Change
Felony	2,480	▲	-5.2%	-135
Garnishment	11,234	▲	+12.9%	+1,286
General Civil	15,479	▲	+8.3%	+1,191
Infraction/Civil Violation	23,975	▲	+80.8%	+10,715
Landlord /Tenant	11,710	▲	-1.4%	-161
Misdemeanor	12,009	▼	+12.7%	+1,357
Other	5,842	▲	+2.8%	+157
Protective Orders	651	▼	+1.9%	+12
GRAND TOTAL	83,380	▲	20.9%	+14,422

* Compared to same time period as previous year

** Case Type Categories are defined in the 2017 Virginia Judicial Workload Assessment

The data reported reflect the case management system. The case types reported may not necessitate judicial involvement.

2024 Overall GRAND TOTAL		Distribution of Caseload			Change*		Percentage (%) of Caseload		
100,464	+9,693	Criminal	12,530	12%	6.6% ▲	+771	Criminal	2023	2024
		Traffic	52,016	52%	13.3% ▲	+6,090	Traffic	50.6%	51.8%
		Civil	34,874	35%	9.1% ▲	+2,921	Civil	35.2%	34.7%
		Civil Commitments	1,044	1%	-7.9% ▼	-89	Civil Commitments	1.2%	1.0%
		GRAND TOTAL	100,464	100%	10.7% ▲	+9,693	GRAND TOTAL	100%	100%

Filings by Division & Code

Division	Case Type Description	Code	Summary	Change	% Change	Absolute Change	
Criminal	Misdemeanor	M	6,478	▲	+4.2%	+260	
	Felony	F	3,906	▲	+11.4%	+401	
	Capias	CA	1,541	▲	+10.2%	+143	
	Show Cause	SC	456	▼	-6.6%	-32	
	Civil Violation	CV	149	▼	-0.7%	-1	
	Total			12,530	▲	6.6%	+771
Traffic	Infraction	I	40,243	▲	+12.3%	+4,398	
	Misdemeanor	M	11,138	▲	+18.0%	+1,703	
	Capias	CA	332	▲	+4.4%	+14	
	Felony	F	149	▼	-17.7%	-32	
	Show Cause	SC	117	▲	+15.8%	+16	
	Restricted Operators License	RL	35	▼	-16.7%	-7	
	Civil Violation	CV	2	▼	-50.0%	-2	
	Total			52,016	▲	13.3%	+6,090
Civil	Warrant in Debt	WD	13,506	▲	+30.9%	+3,189	
	Garnishment	GA	9,625	▲	+4.3%	+396	
	Unlawful Detainer	UD	9,039	▼	-7.1%	-692	
	Admin License	AL	429	▲	+12.3%	+47	
	Preliminary Protective Order	PP	417	▲	+11.5%	+43	
	Protective Order	PO	356	▲	+21.9%	+64	
	Other	OT	338	▲	-1.7%	-6	
	Abstract	AJ	233	▼	-27.2%	-87	
	Motion for Judgment	MJ	225	▼	-7.4%	-18	
	Detinue	DT	198	▼	-10.8%	-24	
	Show Cause	SC	116	▼	-4.9%	-6	
	Interrogatory	IN	97	▲	+18.3%	+15	
	Impoundment	IM	68	▲	+15.3%	+9	
	Tenants Assertion	TA	61	▼	-4.7%	-3	
	Bond Forfeiture	BF	55	▼	-20.3%	-14	
	Interrogatory-Not	IC	32	▲	+52.4%	+11	
	Overweight	OC	28	▲	+47.4%	+9	
	Counter Claim	CC	25	▼	-35.9%	-14	
	Petition-Restore Arms	PR	15	↔		-	
	Restricted Operators License	RL	4	▲	+100.0%	+2	
	Capias	CA	2	▼	-60.0%	-3	
	Cross Claim	CR	2	▲		+2	
	Mechanic's Lien	ML	2	▲		+2	
	Emergency Substantial Risk Order	SR	1	▲		+1	
	Motor Carrier	MC	0	▼	-100.0%	-1	
	Third Party Claim	TH	0	▼	-100.0%	-1	
	Total			34,874	▲	9.1%	+2,921
	Civil Commitments	Temporary Detention Order	TD	602	▲	+3.1%	+18
Mental Commitment		MC	363	▼	-15.2%	-65	
Emergency Custody Order		EC	50	▼	-15.3%	-9	
Other		OT	15	▼	-66.7%	-30	
Medical Emergency Temporary Detention Order		MT	8	▼	-50.0%	-8	
Medical Emergency Custody Order		ME	6	▲	+500.0%	+5	
Total			1,044	▼	-7.9%	-89	
GRAND TOTAL			100,464	▲	10.7%	+9,693	

* Compared to same time period as previous year

** Case Type Categories are defined in the 2017 Virginia Judicial Workload Assessment

The data reported reflect the case management system. The case types reported may not necessitate judicial involvement.



Filings by Major Case Category**

Category	Summary	Change	% Change	Absolute Change
Felony	4,055	▼	+10.0%	+369
Garnishment	9,722	▲	+4.4%	+411
General Civil	14,019	▲	+29.2%	+3,172
Infraction/Civil Violation	40,422	▼	+12.2%	+4,403
Involuntary Civil Commitments	15	▼	-66.7%	-30
Landlord /Tenant	9,100	▼	-7.1%	-695
Misdemeanor	17,655	▲	+12.5%	+1,958
New to Workload Study	1	▲	-	+1
Other	4,702	▲	-0.1%	-3
Protective Orders	773	▲	+16.1%	+107
GRAND TOTAL	100,464	▲	10.7%	+9,693

* Compared to same time period as previous year

** Case Type Categories are defined in the 2017 Virginia Judicial Workload Assessment

The data reported reflect the case management system. The case types reported may not necessitate judicial involvement.

2024 Overall GRAND TOTAL		Distribution of Caseload			Change*		Percentage (%) of Caseload		
10,318	+1,640	Criminal	1,084	11%	1.6% ▲	+17	Criminal	2023	2024
		Traffic	7,124	69%	22.3% ▲	+1,297	Traffic	67.1%	69.0%
2024 		Civil	2,045	20%	19.3% ▲	+331	Civil	19.8%	19.8%
2023 		Civil Commitments	65	1%	-7.1% ▼	-5	Civil Commitments	0.8%	0.6%
		GRAND TOTAL	10,318	100%	18.9% ▲	+1,640	GRAND TOTAL	100%	100%

Filings by Division & Code

Division	Case Type Description	Code	Summary	Change	% Change	Absolute Change
Criminal	Misdemeanor	M	736	▲	+6.8%	+47
	Felony	F	226	▼	-13.1%	-34
	Capias	CA	90	▲	+26.8%	+19
	Civil Violation	CV	22	▼	-40.5%	-15
	Show Cause	SC	10	↔		-
	Total			1,084	▲	1.6%
Traffic	Infraction	I	5,741	▲	+18.5%	+896
	Misdemeanor	M	1,265	▲	+39.2%	+356
	Capias	CA	77	▲	+60.4%	+29
	Felony	F	27	▲	+80.0%	+12
	Show Cause	SC	11	▲	+22.2%	+2
	Civil Violation	CV	3	▲	+200.0%	+2
	Total			7,124	▲	22.3%
Civil	Warrant in Debt	WD	1,228	▲	+40.7%	+355
	Garnishment	GA	435	▼	-1.1%	-5
	Unlawful Detainer	UD	141	▼	-10.2%	-16
	Other	OT	84	▲	+16.7%	+12
	Preliminary Protective Order	PP	41	▼	-19.6%	-10
	Admin License	AL	34	▼	-17.1%	-7
	Protective Order	PO	22	▼	-4.3%	-1
	Show Cause	SC	19	▼	-9.5%	-2
	Interrogatory	IN	15	▲	+50.0%	+5
	Abstract	AJ	14	▲	+40.0%	+4
	Detinue	DT	8	↔		-
	Petition-Restore Arms	PR	2	▲	-	+2
	Capias	CA	1	▲	-	+1
	Overweight	OC	1	▲	-	+1
	Counter Claim	CC	0	▼	-100.0%	-3
	Impoundment	IM	0	▼	-100.0%	-5
Total			2,045	▲	19.3%	+331
Civil Commitments	Temporary Detention Order	TD	54	▲	+25.6%	+11
	Emergency Custody Order	EC	11	▼	-59.3%	-16
	Total		65	▼	-7.1%	-5
GRAND TOTAL			10,318	▲	18.9%	+1,640

Filings by Major Case Category**

Category	Summary	Change	% Change	Absolute Change
Felony	253	▲	-8.0%	-22
Garnishment	450	▲		0
General Civil	1,239	▲	+40.6%	+358
Infraction/Civil Violation	5,767	▲	+18.1%	+884
Landlord /Tenant	141	▼	-10.2%	-16
Misdemeanor	2,001	▲	+25.2%	+403
Other	404	▲	+12.2%	+44
Protective Orders	63	▼	-14.9%	-11

* Compared to same time period as previous year

** Case Type Categories are defined in the 2017 Virginia Judicial Workload Assessment

The data reported reflect the case management system. The case types reported may not necessitate judicial involvement.

CPSS - GCMS CASELOAD STATISTICS OF THE GENERAL DISTRICT COURTS
January 2024 thru November 2024 Filings (Compared to January 2023 thru November 2023)

Caroline



District: 15 FIPS: 033

<i>GRAND TOTAL</i>	10,318	▲	18.9%	+1,640
---------------------------	---------------	---	-------	--------

* Compared to same time period as previous year

** Case Type Categories are defined in the 2017 Virginia Judicial Workload Assessment

The data reported reflect the case management system. The case types reported may not necessitate judicial involvement.

2024 Overall GRAND TOTAL		Distribution of Caseload			Change*		Percentage (%) of Caseload		
6,390	+5	Criminal	506	8%	9.5% ▲	+44	Criminal	2023 7.2%	2024 7.9%
		Traffic	4,929	77%	-2.9% ▼	-145	Traffic	79.5%	77.1%
2024 		Civil	943	15%	14.3% ▲	+118	Civil	12.9%	14.8%
2023 		Civil Commitments	12	0%	-50.0% ▼	-12	Civil Commitments	0.4%	0.2%
		GRAND TOTAL	6,390	100%	0.1% ▲	+5	GRAND TOTAL	100%	100%

Filings by Division & Code

Division	Case Type Description	Code	Summary	Change	% Change	Absolute Change
Criminal	Misdemeanor	M	372	▲	+15.2%	+49
	Felony	F	86	▼	-3.4%	-3
	Capias	CA	22	▼	-26.7%	-8
	Civil Violation	CV	13	▲	+30.0%	+3
	Show Cause	SC	13	▲	+30.0%	+3
	Total			506	▲	9.5%
Traffic	Infraction	I	4,287	▼	-3.0%	-131
	Misdemeanor	M	617	▼	-3.3%	-21
	Capias	CA	10	↔		-
	Show Cause	SC	10	▲	+900.0%	+9
	Felony	F	3	▼	-40.0%	-2
	Civil Violation	CV	1	▼	-50.0%	-1
	Other	O	1	▲	-	+1
	Total			4,929	▼	-2.9%
Civil	Warrant in Debt	WD	352	▲	+55.1%	+125
	Garnishment	GA	211	▼	-1.9%	-4
	Detinue	DT	136	▲	+3.0%	+4
	Unlawful Detainer	UD	84	▼	-25.0%	-28
	Other	OT	59	▲	+28.3%	+13
	Impoundment	IM	31	▲	+19.2%	+5
	Admin License	AL	27	▲	+50.0%	+9
	Protective Order	PO	18	↔		-
	Abstract	AJ	9	▲	+125.0%	+5
	Preliminary Protective Order	PP	5	▼	-28.6%	-2
	Show Cause	SC	5	▼	-72.2%	-13
	Counter Claim	CC	2	↔		-
	Interrogatory	IN	2	▲	-	+2
	Motion for Judgment	MJ	2	▲	-	+2
	Total			943	▲	14.3%
Civil Commitments	Emergency Custody Order	EC	7	▼	-22.2%	-2
	Temporary Detention Order	TD	5	▼	-64.3%	-9
	Medical Emergency Temporary Detention Order	MT	0	▼	-100.0%	-1
	Total			12	▼	-50.0%
GRAND TOTAL			6,390	▲	0.1%	+5

Filings by Major Case Category**

Category	Summary	Change	% Change	Absolute Change
Felony	89	▼	-5.3%	-5
Garnishment	213	▲	-0.9%	-2
General Civil	505	▲	+36.5%	+135
Infraction/Civil Violation	4,302	▲	-2.9%	-128
Landlord /Tenant	84	▼	-25.0%	-28
Misdemeanor	989	▲	+2.9%	+28
Other	185	▲	+3.9%	+7
Protective Orders	23	▼	-8.0%	-2

* Compared to same time period as previous year

** Case Type Categories are defined in the 2017 Virginia Judicial Workload Assessment

The data reported reflect the case management system. The case types reported may not necessitate judicial involvement.



CPSS - GCMS CASELOAD STATISTICS OF THE GENERAL DISTRICT COURTS
January 2024 thru November 2024 Filings (Compared to January 2023 thru November 2023)

<i>GRAND TOTAL</i>	6,390	▲	0.1%	+5
---------------------------	--------------	---	------	----

* Compared to same time period as previous year

** Case Type Categories are defined in the 2017 Virginia Judicial Workload Assessment

The data reported reflect the case management system. The case types reported may not necessitate judicial involvement.

2024 Overall GRAND TOTAL		Distribution of Caseload			Change*		Percentage (%) of Caseload		
16,351	-383	Criminal	2,990	18%	4.2% ▲	+121	Criminal	2023	2024
		Traffic	6,108	37%	-12.1% ▼	-837	Traffic	17.1%	18.3%
2024 		Civil	6,203	38%	5.8% ▲	+339	Civil	41.5%	37.4%
2023 		Civil Commitments	1,050	6%	-0.6% ▼	-6	Civil Commitments	35.0%	37.9%
		GRAND TOTAL	16,351	100%	-2.3% ▼	-383	GRAND TOTAL	6.3%	6.4%
							GRAND TOTAL	100%	100%

Filings by Division & Code

Division	Case Type Description	Code	Summary	Change	% Change	Absolute Change
Criminal	Misdemeanor	M	1,817	▼	-0.1%	-1
	Felony	F	753	▲	+22.4%	+138
	Capias	CA	224	▼	-11.1%	-28
	Show Cause	SC	126	▲	+13.5%	+15
	Civil Violation	CV	69	▼	-4.2%	-3
	Restricted Operators License	RL	1	↔		-
	Total			2,990	▲	4.2%
Traffic	Infraction	I	4,680	▼	-17.4%	-988
	Misdemeanor	M	1,282	▲	+9.6%	+112
	Capias	CA	85	▲	+18.1%	+13
	Felony	F	39	▲	+160.0%	+24
	Show Cause	SC	14	▼	-12.5%	-2
	Restricted Operators License	RL	5	▲	+25.0%	+1
	Civil Violation	CV	3	▲	-	+3
Total			6,108	▼	-12.1%	-837
Civil	Warrant in Debt	WD	3,063	▲	+9.6%	+269
	Garnishment	GA	1,437	▼	-3.6%	-54
	Unlawful Detainer	UD	895	▲	+14.5%	+113
	Admin License	AL	157	▲	+23.6%	+30
	Bond Forfeiture	BF	141	▲	+50.0%	+47
	Other	OT	135	▲	+2.3%	+3
	Impoundment	IM	91	▲	+24.7%	+18
	Show Cause	SC	90	▲	+52.5%	+31
	Abstract	AJ	72	▼	-11.1%	-9
	Preliminary Protective Order	PP	51	▼	-22.7%	-15
	Detinue	DT	25	▼	-76.9%	-83
	Protective Order	PO	21	▼	-32.3%	-10
	Interrogatory	IN	17	▲	+6.3%	+1
	Capias	CA	3	▲	+200.0%	+2
	Counter Claim	CC	3	↔		-
	Motion for Judgment	MJ	1	↔		-
	Overweight	OC	1	↔		-
	Petition-Restore Arms	PR	0	▼	-100.0%	-2
	Tenants Assertion	TA	0	▼	-100.0%	-2
Total			6,203	▲	5.8%	+339
Civil Commitments	Mental Commitment	MC	606	▼	-5.3%	-34
	Other	OT	168	▲	+25.4%	+34
	Emergency Custody Order	EC	146	▲	+17.7%	+22
	Temporary Detention Order	TD	129	▼	-16.8%	-26
	Medical Emergency Temporary Detention Order	MT	1	▼	-50.0%	-1
	Petition	PT	0	▼	-100.0%	-1
Total			1,050	▼	-0.6%	-6
GRAND TOTAL			16,351	▼	-2.3%	-383

* Compared to same time period as previous year

** Case Type Categories are defined in the 2017 Virginia Judicial Workload Assessment

The data reported reflect the case management system. The case types reported may not necessitate judicial involvement.

Filings by Major Case Category**

Category	Summary	Change	% Change	Absolute Change
Felony	792	▲	+25.7%	+162
Garnishment	1,454	▲	-3.5%	-53
General Civil	3,129	▼	+6.4%	+188
Infraction/Civil Violation	4,753	▲	-17.2%	-988
Involuntary Civil Commitments	168	▼	+24.4%	+33
Landlord /Tenant	895	▼	+14.2%	+111
Misdemeanor	3,105	▲	+3.7%	+112
Other	1,983	▲	+4.0%	+77
Protective Orders	72	▼	-25.8%	-25
GRAND TOTAL	16,351	▼	-2.3%	-383

* Compared to same time period as previous year

** Case Type Categories are defined in the 2017 Virginia Judicial Workload Assessment

The data reported reflect the case management system. The case types reported may not necessitate judicial involvement.

2024 Overall GRAND TOTAL		Distribution of Caseload			Change*		Percentage (%) of Caseload		
21,608	+1,998	Criminal	3,048	14%	2.4% ▲	+71	Criminal	2023	2024
		Traffic	13,106	61%	13.4% ▲	+1,553	Traffic	15.2%	14.1%
2024		Civil	5,354	25%	7.1% ▲	+357	Civil	58.9%	60.7%
2023		Civil Commitments	100	0%	20.5% ▲	+17	Civil Commitments	25.5%	24.8%
		GRAND TOTAL	21,608	100%	10.2% ▲	+1,998	GRAND TOTAL	0.4%	0.5%
							GRAND TOTAL	100%	100%

Filings by Division & Code

Division	Case Type Description	Code	Summary	Change	% Change	Absolute Change
Criminal	Misdemeanor	M	1,654	▲	+5.9%	+92
	Felony	F	916	▼	-2.1%	-20
	Capias	CA	278	▼	-1.4%	-4
	Show Cause	SC	131	▼	-3.0%	-4
	Civil Violation	CV	69	▲	+11.3%	+7
	Total			3,048	▲	2.4%
Traffic	Infraction	I	8,312	▲	+6.5%	+507
	Misdemeanor	M	4,525	▲	+28.8%	+1,012
	Capias	CA	157	▲	+11.3%	+16
	Felony	F	53	▲	+26.2%	+11
	Show Cause	SC	39	▲	+85.7%	+18
	Restricted Operators License	RL	19	▼	-32.1%	-9
	Civil Violation	CV	1	▼	-66.7%	-2
	Total			13,106	▲	13.4%
Civil	Warrant in Debt	WD	2,523	▲	+22.7%	+467
	Garnishment	GA	1,523	▼	-10.0%	-169
	Unlawful Detainer	UD	406	▼	-3.6%	-15
	Other	OT	153	▲	+7.7%	+11
	Show Cause	SC	123	▲	+92.2%	+59
	Preliminary Protective Order	PP	122	▲	+5.2%	+6
	Admin License	AL	112	▲	+15.5%	+15
	Protective Order	PO	95	↔		-
	Bond Forfeiture	BF	89	▼	-23.3%	-27
	Impoundment	IM	59	▼	-3.3%	-2
	Detinue	DT	37	▲	+32.1%	+9
	Interrogatory	IN	36	▲	+100.0%	+18
	Abstract	AJ	32	▼	-8.6%	-3
	Motion for Judgment	MJ	28	▼	-28.2%	-11
	Tenants Assertion	TA	6	▲	+50.0%	+2
	Counter Claim	CC	4	↔		-
	Capias	CA	2	▲	+100.0%	+1
	Petition-Restore Arms	PR	2	▼	-60.0%	-3
	Interrogatory-Not	IC	1	▲	-	+1
	Third Party Claim	TH	1	↔		-
	Mechanic's Lien	ML	0	▼	-100.0%	-1
	Petition to Require Blood Test	BT	0	▼	-100.0%	-1
	Total			5,354	▲	7.1%
Civil Commitments	Temporary Detention Order	TD	71	▲	+34.0%	+18
	Emergency Custody Order	EC	21	▼	-8.7%	-2
	Mental Commitment	MC	7	▲	+75.0%	+3
	Other	OT	1	↔		-
	Petition	PT	0	▼	-100.0%	-2
Total			100	▲	20.5%	+17
GRAND TOTAL			21,608	▲	10.2%	+1,998

* Compared to same time period as previous year

** Case Type Categories are defined in the 2017 Virginia Judicial Workload Assessment

The data reported reflect the case management system. The case types reported may not necessitate judicial involvement.

Filings by Major Case Category**

Category	Summary	Change	% Change	Absolute Change
Felony	969	▲	-0.9%	-9
Garnishment	1,559	▲	-8.8%	-151
General Civil	2,614	▼	+21.4%	+460
Infraction/Civil Violation	8,382	▼	+6.5%	+512
Involuntary Civil Commitments	1	▼	-66.7%	-2
Landlord /Tenant	412	▲	-3.1%	-13
Misdemeanor	6,198	▲	+21.5%	+1,095
Other	1,256	▲	+8.7%	+100
Protective Orders	217	▲	+2.8%	+6
GRAND TOTAL	21,608	▲	10.2%	+1,998

* Compared to same time period as previous year

** Case Type Categories are defined in the 2017 Virginia Judicial Workload Assessment

The data reported reflect the case management system. The case types reported may not necessitate judicial involvement.

2024 Overall GRAND TOTAL		Distribution of Caseload			Change*		Percentage (%) of Caseload			
6,654	-2,041	Criminal	875	13%	-6.6%	▼	-62	Criminal	2023 10.8%	2024 13.1%
		Traffic	4,661	70%	-31.8%	▼	-2,172	Traffic	78.6%	70.0%
2024		Civil	1,083	16%	22.8%	▲	+201	Civil	10.1%	16.3%
2023		Civil Commitments	35	1%	-18.6%	▼	-8	Civil Commitments	0.5%	0.5%
		GRAND TOTAL	6,654	100%	-23.5%	▼	-2,041	GRAND TOTAL	100%	100%

Filings by Division & Code

Division	Case Type Description	Code	Summary	Change	% Change	Absolute Change
Criminal	Misdemeanor	M	524	▼	-3.0%	-16
	Felony	F	177	▼	-18.4%	-40
	Capias	CA	63	▲	+5.0%	+3
	Civil Violation	CV	56	▼	-33.3%	-28
	Show Cause	SC	55	▲	+52.8%	+19
	Total			875	▼	-6.6%
Traffic	Infraction	I	3,801	▼	-34.5%	-1,999
	Misdemeanor	M	802	▼	-17.7%	-172
	Felony	F	29	▲	+3.6%	+1
	Capias	CA	20	▼	-4.8%	-1
	Show Cause	SC	7	▼	-12.5%	-1
	Civil Violation	CV	1	▼	-50.0%	-1
	Restricted Operators License	RL	1	▲	-	+1
	Total			4,661	▼	-31.8%
Civil	Warrant in Debt	WD	480	▲	+72.7%	+202
	Garnishment	GA	191	▲	+9.1%	+16
	Unlawful Detainer	UD	153	▼	-13.1%	-23
	Admin License	AL	104	▲	+8.3%	+8
	Other	OT	40	▲	-9.1%	-4
	Protective Order	PO	22	▲	+37.5%	+6
	Preliminary Protective Order	PP	21	▼	-12.5%	-3
	Show Cause	SC	16	▲	+14.3%	+2
	Impoundment	IM	14	▲	+16.7%	+2
	Overweight	OC	14	▼	-6.7%	-1
	Abstract	AJ	12	▲	+200.0%	+8
	Interrogatory	IN	9	▲	+12.5%	+1
	Motion for Judgment	MJ	3	▼	-57.1%	-4
	Tenants Assertion	TA	2	▼	-33.3%	-1
	Capias	CA	1	↔	-	-
	Detinue	DT	1	▼	-87.5%	-7
	Petition-Restore Arms	PR	0	▼	-100.0%	-1
Total			1,083	▲	22.8%	+201
Civil Commitments	Temporary Detention Order	TD	31	▲	+3.3%	+1
	Emergency Custody Order	EC	3	▼	-76.9%	-10
	Mental Commitment	MC	1	▲	-	+1
	Total			35	▼	-18.6%
GRAND TOTAL			6,654	▼	-23.5%	-2,041

Filings by Major Case Category**

Category	Summary	Change	% Change	Absolute Change
Felony	206	▼	-15.9%	-39
Garnishment	200	▲	+9.3%	+17
General Civil	492	▼	+64.0%	+192
Infraction/Civil Violation	3,872	▼	-34.4%	-2,029
Landlord /Tenant	155	▼	-13.4%	-24
Misdemeanor	1,327	▲	-12.4%	-187

* Compared to same time period as previous year

** Case Type Categories are defined in the 2017 Virginia Judicial Workload Assessment

The data reported reflect the case management system. The case types reported may not necessitate judicial involvement.

CPSS - GCMS CASELOAD STATISTICS OF THE GENERAL DISTRICT COURTS
 January 2024 thru November 2024 Filings (Compared to January 2023 thru November 2023)



King George
 District: 15 FIPS: 099

Other	359	▲	+7.8%	+26
Protective Orders	43	▲	+7.5%	+3
GRAND TOTAL	6,654	▼	-23.5%	-2,041

* Compared to same time period as previous year

** Case Type Categories are defined in the 2017 Virginia Judicial Workload Assessment

The data reported reflect the case management system. The case types reported may not necessitate judicial involvement.

2024 Overall GRAND TOTAL		Distribution of Caseload			Change*		Percentage (%) of Caseload		
2,668	-213	Criminal	530	20%	6.6% ▲	+33	Criminal	2023	2024
		Traffic	1,413	53%	-19.8% ▼	-348	Traffic	17.3%	19.9%
		Civil	667	25%	21.5% ▲	+118	Civil	61.1%	53.0%
		Civil Commitments	58	2%	-21.6% ▼	-16	Civil Commitments	19.1%	25.0%
		GRAND TOTAL	2,668	100%	-7.4% ▼	-213	GRAND TOTAL	2.6%	2.2%
							GRAND TOTAL	100%	100%

Filings by Division & Code

Division	Case Type Description	Code	Summary	Change	% Change	Absolute Change
Criminal	Misdemeanor	M	401	▲	+9.6%	+35
	Felony	F	70	▲	+6.1%	+4
	Capias	CA	31	▲	+19.2%	+5
	Show Cause	SC	16	▼	-46.7%	-14
	Civil Violation	CV	11	▲	+22.2%	+2
	Restricted Operators License	RL	1	▲	-	+1
	Total			530	▲	6.6%
Traffic	Infraction	I	1,159	▼	-21.3%	-314
	Misdemeanor	M	233	▼	-10.7%	-28
	Show Cause	SC	9	▲	+12.5%	+1
	Felony	F	8	▲	+60.0%	+3
	Capias	CA	3	▼	-75.0%	-9
	Restricted Operators License	RL	1	▼	-50.0%	-1
	Total			1,413	▼	-19.8%
Civil	Warrant in Debt	WD	320	▲	+41.6%	+94
	Garnishment	GA	128	▲	+3.2%	+4
	Other	OT	54	▲	+22.7%	+10
	Unlawful Detainer	UD	53	▼	-8.6%	-5
	Detinue	DT	34	▲	+209.1%	+23
	Admin License	AL	28	▼	-15.2%	-5
	Preliminary Protective Order	PP	27	▼	-6.9%	-2
	Impoundment	IM	7	▲	+133.3%	+4
	Interrogatory	IN	7	▲	+40.0%	+2
	Abstract	AJ	3	▲	+50.0%	+1
	Show Cause	SC	3	▼	-62.5%	-5
	Tenants Assertion	TA	2	↔	-	-
	Capias	CA	1	▲	-	+1
	Overweight	OC	0	▼	-100.0%	-1
	Protective Order	PO	0	▼	-100.0%	-3
Total			667	▲	21.5%	+118
Civil Commitments	Mental Commitment	MC	28	▼	-37.8%	-17
	Temporary Detention Order	TD	18	▲	+20.0%	+3
	Emergency Custody Order	EC	8	↔	-	-
	Other	OT	4	▼	-33.3%	-2
Total			58	▼	-21.6%	-16
GRAND TOTAL			2,668	▼	-7.4%	-213

Filings by Major Case Category**

Category	Summary	Change	% Change	Absolute Change
Felony	78	▲	+9.9%	+7
Garnishment	135	▲	+4.7%	+6
General Civil	362	▲	+49.6%	+120
Infraction/Civil Violation	1,170	▼	-21.1%	-313
Involuntary Civil Commitments	4	▼	-33.3%	-2
Landlord /Tenant	55	▼	-8.3%	-5
Misdemeanor	636	▲	+1.1%	+7

* Compared to same time period as previous year

** Case Type Categories are defined in the 2017 Virginia Judicial Workload Assessment

The data reported reflect the case management system. The case types reported may not necessitate judicial involvement.

CPSS - GCMS CASELOAD STATISTICS OF THE GENERAL DISTRICT COURTS
 January 2024 thru November 2024 Filings (Compared to January 2023 thru November 2023)

Lancaster

District: 15 FIPS: 103

Other	201	▲	-12.2%	-28
Protective Orders	27	▼	-15.6%	-5
GRAND TOTAL	2,668	▼	-7.4%	-213

* Compared to same time period as previous year

** Case Type Categories are defined in the 2017 Virginia Judicial Workload Assessment

The data reported reflect the case management system. The case types reported may not necessitate judicial involvement.

2024 Overall GRAND TOTAL		Distribution of Caseload			Change*		Percentage (%) of Caseload			
1,587	-575	Criminal	376	24%	-28.4%	▼	-149	Criminal	2023 24.3%	2024 23.7%
		Traffic	786	50%	-36.7%	▼	-456	Traffic	57.4%	49.5%
2024		Civil	413	26%	6.7%	▲	+26	Civil	17.9%	26.0%
2023		Civil Commitments	12	1%	50.0%	▲	+4	Civil Commitments	0.4%	0.8%
		GRAND TOTAL	1,587	100%	-26.6%	▼	-575	GRAND TOTAL	100%	100%

Filings by Division & Code

Division	Case Type Description	Code	Summary	Change	% Change	Absolute Change
Criminal	Misdemeanor	M	259	▼	-24.9%	-86
	Felony	F	76	▼	-44.1%	-60
	Civil Violation	CV	15	▲	+7.1%	+1
	Show Cause	SC	14	▲	+7.7%	+1
	Capias	CA	11	▼	-21.4%	-3
	Motion	MO	1	▼	-66.7%	-2
	Total			376	▼	-28.4%
Traffic	Infraction	I	567	▼	-42.5%	-419
	Misdemeanor	M	202	▼	-18.5%	-46
	Show Cause	SC	10	▲	+233.3%	+7
	Capias	CA	4	▲	-	+4
	Felony	F	3	↔	-	-
	Restricted Operators License	RL	0	▼	-100.0%	-2
	Total			786	▼	-36.7%
Civil	Warrant in Debt	WD	211	▲	+25.6%	+43
	Garnishment	GA	83	▼	-13.5%	-13
	Unlawful Detainer	UD	32	▼	-5.9%	-2
	Other	OT	30	▼	+15.4%	+4
	Protective Order	PO	16	▲	+300.0%	+12
	Preliminary Protective Order	PP	15	▲	+114.3%	+8
	Admin License	AL	10	▼	-41.2%	-7
	Detinue	DT	4	▲	+33.3%	+1
	Abstract	AJ	3	▼	-25.0%	-1
	Interrogatory	IN	3	▼	-57.1%	-4
	Impoundment	IM	2	▼	-71.4%	-5
	Bond Forfeiture	BF	1	▼	-80.0%	-4
	Motion for Judgment	MJ	1	↔	-	-
	Show Cause	SC	1	▼	-85.7%	-6
Tenants Assertion	TA	1	↔	-	-	
Total			413	▲	6.7%	+26
Civil Commitments	Temporary Detention Order	TD	10	▲	+42.9%	+3
	Emergency Custody Order	EC	2	▲	+100.0%	+1
Total			12	▲	50.0%	+4
GRAND TOTAL			1,587	▼	-26.6%	-575

Filings by Major Case Category**

Category	Summary	Change	% Change	Absolute Change
Felony	79	▼	-43.2%	-60
Garnishment	86	▼	-16.5%	-17
General Civil	216	▼	+22.7%	+40
Infraction/Civil Violation	582	▼	-41.8%	-418
Landlord /Tenant	33	▼	-5.7%	-2
Misdemeanor	461	▼	-22.5%	-134
Other	99	▲	-3.9%	-4
Protective Orders	31	▲	+181.8%	+20



* Compared to same time period as previous year

** Case Type Categories are defined in the 2017 Virginia Judicial Workload Assessment

The data reported reflect the case management system. The case types reported may not necessitate judicial involvement.

<i>GRAND TOTAL</i>	1,587	▼	-26.6%	-575
---------------------------	--------------	---	--------	------

* Compared to same time period as previous year ** Case Type Categories are defined in the 2017 Virginia Judicial Workload Assessment
The data reported reflect the case management system. The case types reported may not necessitate judicial involvement.

2024 Overall GRAND TOTAL		Distribution of Caseload			Change*		Percentage (%) of Caseload		
2,990	-135	Criminal	365	12%	53.4% ▲	+127	Criminal	2023: 7.6%	2024: 12.2%
		Traffic	1,314	44%	-23.8% ▼	-411	Traffic	55.2%	43.9%
		Civil	1,304	44%	13.1% ▲	+151	Civil	36.9%	43.6%
		Civil Commitments	7	0%	-22.2% ▼	-2	Civil Commitments	0.3%	0.2%
		GRAND TOTAL	2,990	100%	-4.3% ▼	-135	GRAND TOTAL	100%	100%

Filings by Division & Code

Division	Case Type Description	Code	Summary	Change	% Change	Absolute Change
Criminal	Misdemeanor	M	224	▲	+68.4%	+91
	Felony	F	99	▲	+120.0%	+54
	Capias	CA	19	▼	-36.7%	-11
	Show Cause	SC	13	▼	-27.8%	-5
	Civil Violation	CV	8	▼	-33.3%	-4
	Restricted Operators License	RL	2	▲	-	+2
	Total			365	▲	53.4%
Traffic	Infraction	I	1,127	▼	-24.6%	-368
	Misdemeanor	M	184	▼	-18.2%	-41
	Felony	F	2	↔	-	-
	Restricted Operators License	RL	1	▲	-	+1
	Capias	CA	0	▼	-100.0%	-1
	Civil Violation	CV	0	▼	-100.0%	-1
	Show Cause	SC	0	▼	-100.0%	-1
Total			1,314	▼	-23.8%	-411
Civil	Warrant in Debt	WD	1,143	▲	+15.8%	+156
	Garnishment	GA	70	▼	-10.3%	-8
	Unlawful Detainer	UD	34	▼	-10.5%	-4
	Other	OT	17	▼	-10.5%	-2
	Admin License	AL	16	▲	+6.7%	+1
	Preliminary Protective Order	PP	6	↔	-	-
	Detinue	DT	5	▲	-	+5
	Counter Claim	CC	3	▲	-	+3
	Show Cause	SC	3	▲	+200.0%	+2
	Abstract	AJ	2	▲	-	+2
	Interrogatory	IN	2	↔	-	-
	Motion for Judgment	MJ	2	▲	-	+2
	Impoundment	IM	1	▼	-80.0%	-4
	Protective Order	PO	0	▼	-100.0%	-1
Restricted Operators License	RL	0	▼	-100.0%	-1	
Total			1,304	▲	13.1%	+151
Civil Commitments	Temporary Detention Order	TD	7	▼	-12.5%	-1
	Emergency Custody Order	EC	0	▼	-100.0%	-1
Total			7	▼	-22.2%	-2
GRAND TOTAL			2,990	▼	-4.3%	-135

Filings by Major Case Category**

Category	Summary	Change	% Change	Absolute Change
Felony	101	▲	+114.9%	+54
Garnishment	72	▼	-10.0%	-8
General Civil	1,153	▲	+16.0%	+159
Infraction/Civil Violation	1,135	▼	-24.7%	-373
Landlord /Tenant	34	▼	-10.5%	-4
Misdemeanor	411	▲	+14.5%	+52
Other	78	▲	-15.2%	-14
Protective Orders	6	▼	-14.3%	-1



* Compared to same time period as previous year

** Case Type Categories are defined in the 2017 Virginia Judicial Workload Assessment

The data reported reflect the case management system. The case types reported may not necessitate judicial involvement.

<i>GRAND TOTAL</i>	2,990	▼	-4.3%	-135
---------------------------	--------------	---	-------	------

* Compared to same time period as previous year ** Case Type Categories are defined in the 2017 Virginia Judicial Workload Assessment
The data reported reflect the case management system. The case types reported may not necessitate judicial involvement.

2024 Overall GRAND TOTAL		Distribution of Caseload			Change*		Percentage (%) of Caseload		
26,757	+3,990	Criminal	3,717	14%	2.3% ▲	+83	Criminal	2023: 16.0%	2024: 13.9%
		Traffic	13,526	51%	26.7% ▲	+2,851	Traffic	46.9%	50.6%
		Civil	9,167	34%	14.2% ▲	+1,140	Civil	35.3%	34.3%
		Civil Commitments	347	1%	-19.5% ▼	-84	Civil Commitments	1.9%	1.3%
		GRAND TOTAL	26,757	100%	17.5% ▲	+3,990	GRAND TOTAL	100%	100%

Filings by Division & Code

Division	Case Type Description	Code	Summary	Change	% Change	Absolute Change
Criminal	Misdemeanor	M	2,395	▲	+13.1%	+278
	Felony	F	896	▼	-13.2%	-136
	Capias	CA	275	▼	-15.6%	-51
	Civil Violation	CV	95	▼	-2.1%	-2
	Show Cause	SC	56	▼	-9.7%	-6
	Total			3,717	▲	2.3%
Traffic	Infraction	I	10,431	▲	+27.2%	+2,230
	Misdemeanor	M	3,003	▲	+25.9%	+618
	Capias	CA	60	▲	+36.4%	+16
	Felony	F	25	▼	-21.9%	-7
	Show Cause	SC	5	▼	-54.5%	-6
	Civil Violation	CV	2	↔		-
	Total			13,526	▲	26.7%
Civil	Warrant in Debt	WD	4,751	▲	+28.6%	+1,058
	Garnishment	GA	2,079	▲	+4.2%	+84
	Unlawful Detainer	UD	1,118	▼	-6.4%	-77
	Other	OT	244	▲	+71.8%	+102
	Preliminary Protective Order	PP	186	▲	+6.9%	+12
	Protective Order	PO	152	▲	+7.8%	+11
	Admin License	AL	144	▼	-9.4%	-15
	Show Cause	SC	110	▲	+11.1%	+11
	Interrogatory	IN	105	▲	+54.4%	+37
	Impoundment	IM	63	▼	-19.2%	-15
	Detinue	DT	61	▼	-38.4%	-38
	Abstract	AJ	58	▼	-28.4%	-23
	Motion for Judgment	MJ	53	▼	-17.2%	-11
	Counter Claim	CC	14	▲	+55.6%	+5
	Capias	CA	11	▲	+266.7%	+8
	Bond Forfeiture	BF	10	▲	+42.9%	+3
	Petition-Restore Arms	PR	4	▼	-20.0%	-1
	Tenants Assertion	TA	3	▼	-62.5%	-5
	Overweight	OC	1	▼	-66.7%	-2
	Cross Claim	CR	0	▼	-100.0%	-1
	Restricted Operators License	RL	0	▼	-100.0%	-1
Third Party Claim	TH	0	▼	-100.0%	-2	
Total			9,167	▲	14.2%	+1,140
Civil Commitments	Temporary Detention Order	TD	214	▼	-13.7%	-34
	Emergency Custody Order	EC	82	▼	-23.4%	-25
	Mental Commitment	MC	46	▼	-31.3%	-21
	Other	OT	4	▼	-55.6%	-5
	Medical Emergency Custody Order	ME	1	▲	-	+1
Total			347	▼	-19.5%	-84
GRAND TOTAL			26,757	▲	17.5%	+3,990

* Compared to same time period as previous year

** Case Type Categories are defined in the 2017 Virginia Judicial Workload Assessment

The data reported reflect the case management system. The case types reported may not necessitate judicial involvement.

Filings by Major Case Category**

Category	Summary	Change	% Change	Absolute Change
Felony	921	▼	-13.4%	-143
Garnishment	2,184	▲	+5.9%	+121
General Civil	4,895	▲	+26.5%	+1,026
Infraction/Civil Violation	10,529	▼	+26.8%	+2,226
Involuntary Civil Commitments	4	▼	-55.6%	-5
Landlord /Tenant	1,121	▼	-6.8%	-82
Misdemeanor	5,398	▼	+19.9%	+895
Other	1,367	▲	-4.9%	-71
Protective Orders	338	▲	+7.3%	+23
GRAND TOTAL	26,757	▲	17.5%	+3,990

* Compared to same time period as previous year

** Case Type Categories are defined in the 2017 Virginia Judicial Workload Assessment

The data reported reflect the case management system. The case types reported may not necessitate judicial involvement.

2024 Overall GRAND TOTAL		Distribution of Caseload			Change*		Percentage (%) of Caseload		
27,846	+3,941	Criminal	5,306	19%	-0.1% ▼	-6	Criminal	2023	2024
		Traffic	13,711	49%	21.2% ▲	+2,397	Traffic	22.2%	19.1%
2024		Civil	8,625	31%	21.6% ▲	+1,531	Civil	47.3%	49.2%
2023		Civil Commitments	204	1%	10.3% ▲	+19	Civil	29.7%	31.0%
		GRAND TOTAL	27,846	100%	16.5% ▲	+3,941	Civil Commitments	0.8%	0.7%
							GRAND TOTAL	100%	100%

Filings by Division & Code

Division	Case Type Description	Code	Summary	Change	% Change	Absolute Change
Criminal	Misdemeanor	M	2,992	▲	+4.5%	+130
	Felony	F	1,433	▼	-14.7%	-246
	Capias	CA	600	▲	+14.5%	+76
	Civil Violation	CV	157	▲	+27.6%	+34
	Show Cause	SC	124	↔		-
	Total			5,306	▼	-0.1%
Traffic	Infraction	I	10,336	▲	+22.3%	+1,882
	Misdemeanor	M	3,139	▲	+19.7%	+516
	Felony	F	111	▼	-2.6%	-3
	Capias	CA	87	▲	+17.6%	+13
	Civil Violation	CV	28	▼	-28.2%	-11
	Show Cause	SC	10	↔		-
Total			13,711	▲	21.2%	+2,397
Civil	Warrant in Debt	WD	3,832	▲	+36.3%	+1,021
	Garnishment	GA	2,031	▲	+19.8%	+336
	Unlawful Detainer	UD	1,193	▲	+11.9%	+127
	Admin License	AL	306	▼	-0.6%	-2
	Impoundment	IM	263	▲	+7.8%	+19
	Other	OT	232	▼	-3.7%	-9
	Show Cause	SC	213	▼	-2.3%	-5
	Preliminary Protective Order	PP	152	▲	+9.4%	+13
	Interrogatory	IN	101	▼	-7.3%	-8
	Abstract	AJ	71	▼	-36.0%	-40
	Bond Forfeiture	BF	68	▲	+88.9%	+32
	Motion for Judgment	MJ	55	▲	+10.0%	+5
	Protective Order	PO	39	▲	+11.4%	+4
	Zoning Violation	ZO	21	▲	-	+21
	Detinue	DT	16	▲	+23.1%	+3
	Tenants Assertion	TA	15	▲	+66.7%	+6
	Capias	CA	6	▲	+50.0%	+2
	Petition to Require Blood Test	BT	3	▲	-	+3
	Counter Claim	CC	2	▼	-60.0%	-3
	Overweight	OC	2	▲	-	+2
	Restricted Operators License	RL	2	▲	-	+2
	Attachment	AT	1	▲	-	+1
	Petition-Restore Arms	PR	1	▲	-	+1
Total			8,625	▲	21.6%	+1,531
Civil Commitments	Temporary Detention Order	TD	128	▲	+36.2%	+34
	Emergency Custody Order	EC	75	▼	-16.7%	-15
	Mental Commitment	MC	1	▲	-	+1
	Medical Emergency Temporary Detention Order	MT	0	▼	-100.0%	-1
Total			204	▲	10.3%	+19
GRAND TOTAL			27,846	▲	16.5%	+3,941

* Compared to same time period as previous year

** Case Type Categories are defined in the 2017 Virginia Judicial Workload Assessment

The data reported reflect the case management system. The case types reported may not necessitate judicial involvement.



Filings by Major Case Category**

Category	Summary	Change	% Change	Absolute Change
Felony	1,544	▼	-13.9%	-249
Garnishment	2,132	▲	+18.2%	+328
General Civil	3,962	▲	+35.1%	+1,030
Infraction/Civil Violation	10,523	▲	+22.1%	+1,907
Landlord /Tenant	1,208	▲	+12.4%	+133
Misdemeanor	6,154	▲	+12.2%	+669
Other	2,132	▲	+5.2%	+106
Protective Orders	191	▲	+9.8%	+17
GRAND TOTAL	27,846	▲	16.5%	+3,941

* Compared to same time period as previous year

** Case Type Categories are defined in the 2017 Virginia Judicial Workload Assessment

The data reported reflect the case management system. The case types reported may not necessitate judicial involvement.

2024 Overall GRAND TOTAL		Distribution of Caseload			Change*		Percentage (%) of Caseload		
4,865	+96	Criminal	621	13%	15.9% ▲	+85	Criminal	2023 11.2%	2024 12.8%
		Traffic	3,266	67%	-5.6% ▼	-194	Traffic	72.6%	67.1%
2024 		Civil	935	19%	26.2% ▲	+194	Civil	15.5%	19.2%
2023 		Civil Commitments	43	1%	34.4% ▲	+11	Civil Commitments	0.7%	0.9%
		GRAND TOTAL	4,865	100%	2.0% ▲	+96	GRAND TOTAL	100%	100%

Filings by Division & Code

Division	Case Type Description	Code	Summary	Change	% Change	Absolute Change
Criminal	Misdemeanor	M	451	▲	+22.2%	+82
	Felony	F	128	▲	+8.5%	+10
	Capias	CA	25	▲	+4.2%	+1
	Show Cause	SC	9	▼	-18.2%	-2
	Civil Violation	CV	8	▼	-42.9%	-6
	Total			621	▲	15.9%
Traffic	Infraction	I	2,654	▼	-9.2%	-268
	Misdemeanor	M	546	▲	+20.8%	+94
	Capias	CA	28	▼	-12.5%	-4
	Show Cause	SC	15	▼	-54.5%	-18
	Felony	F	13	↔		-
	Civil Violation	CV	10	▲	+25.0%	+2
	Total			3,266	▼	-5.6%
Civil	Warrant in Debt	WD	500	▲	+87.3%	+233
	Garnishment	GA	146	▼	-22.3%	-42
	Unlawful Detainer	UD	94	▲	+4.4%	+4
	Other	OT	55	▲	+7.8%	+4
	Impoundment	IM	54	▼	-26.0%	-19
	Admin License	AL	42	▲	+20.0%	+7
	Protective Order	PO	23	▲	+76.9%	+10
	Preliminary Protective Order	PP	8	▲	+100.0%	+4
	Interrogatory	IN	5	▲	+25.0%	+1
	Show Cause	SC	3	▲	+200.0%	+2
	Detinue	DT	2	▼	-60.0%	-3
	Abstract	AJ	1	▼	-83.3%	-5
	Petition-Restore Arms	PR	1	↔		-
	Tenants Assertion	TA	1	▲	-	+1
	Counter Claim	CC	0	▼	-100.0%	-1
	Motion for Judgment	MJ	0	▼	-100.0%	-2
Total			935	▲	26.2%	+194
Civil Commitments	Temporary Detention Order	TD	39	▲	+39.3%	+11
	Emergency Custody Order	EC	4	↔		-
	Total		43	▲	34.4%	+11
GRAND TOTAL			4,865	▲	2.0%	+96

Filings by Major Case Category**

Category	Summary	Change	% Change	Absolute Change
Felony	141	▲	+7.6%	+10
Garnishment	151	▲	-21.4%	-41
General Civil	514	▼	+81.6%	+231
Infraction/Civil Violation	2,672	▼	-9.2%	-272
Landlord /Tenant	95	▲	+5.6%	+5
Misdemeanor	997	▲	+21.4%	+176
Other	264	▼	-9.3%	-27
Protective Orders	31	▲	+82.4%	+14



* Compared to same time period as previous year

** Case Type Categories are defined in the 2017 Virginia Judicial Workload Assessment

The data reported reflect the case management system. The case types reported may not necessitate judicial involvement.

<i>GRAND TOTAL</i>	4,865	▲	2.0%	+96
---------------------------	--------------	---	------	-----

* Compared to same time period as previous year ** Case Type Categories are defined in the 2017 Virginia Judicial Workload Assessment
The data reported reflect the case management system. The case types reported may not necessitate judicial involvement.

2024 Overall GRAND TOTAL		Distribution of Caseload			Change*		Percentage (%) of Caseload		
16,382	-1,271	Criminal	2,377	15%	9.9% ▲	+214	Criminal	2023	2024
		Traffic	8,153	50%	-19.3% ▼	-1,944	Traffic	12.3%	14.5%
2024 		Civil	5,638	34%	9.1% ▲	+472	Civil	57.2%	49.8%
2023 		Civil Commitments	214	1%	-5.7% ▼	-13	Civil Commitments	29.3%	34.4%
		GRAND TOTAL	16,382	100%	-7.2% ▼	-1,271	GRAND TOTAL	100%	100%

Filings by Division & Code

Division	Case Type Description	Code	Summary	Change	% Change	Absolute Change
Criminal	Misdemeanor	M	1,292	▲	+5.7%	+70
	Felony	F	542	▲	+19.1%	+87
	Capias	CA	241	▲	+0.8%	+2
	Show Cause	SC	227	▲	+9.7%	+20
	Civil Violation	CV	75	▲	+87.5%	+35
	Total			2,377	▲	9.9%
Traffic	Infraction	I	6,408	▼	-21.1%	-1,713
	Misdemeanor	M	1,576	▼	-13.7%	-250
	Show Cause	SC	69	▲	+109.1%	+36
	Capias	CA	65	▼	-19.8%	-16
	Felony	F	31	▼	-11.4%	-4
	Civil Violation	CV	4	▲	+300.0%	+3
Total			8,153	▼	-19.3%	-1,944
Civil	Warrant in Debt	WD	2,154	▲	+23.9%	+416
	Garnishment	GA	1,436	▲	+26.2%	+298
	Unlawful Detainer	UD	1,061	▼	-11.4%	-136
	Other	OT	249	▲	-3.5%	-9
	Detinue	DT	198	▼	-18.5%	-45
	Protective Order	PO	122	▼	-0.8%	-1
	Preliminary Protective Order	PP	118	▼	-17.5%	-25
	Interrogatory	IN	72	▼	-5.3%	-4
	Admin License	AL	71	▼	-6.6%	-5
	Abstract	AJ	55	▲	+83.3%	+25
	Show Cause	SC	35	▼	-46.2%	-30
	Motion for Judgment	MJ	18	▲	+50.0%	+6
	Impoundment	IM	17	▼	-41.4%	-12
	Counter Claim	CC	11	▼	-35.3%	-6
	Tenants Assertion	TA	6	↔	-	-
	Overweight	OC	5	▲	-	+5
	Zoning Violation	ZO	5	▼	-37.5%	-3
	Bond Forfeiture	BF	2	▼	-33.3%	-1
	Distress Seizure	DS	1	▲	-	+1
	Petition to Require Blood Test	BT	1	▲	-	+1
	Petition-Restore Arms	PR	1	▼	-50.0%	-1
Capias	CA	0	▼	-100.0%	-2	
Total			5,638	▲	9.1%	+472
Civil Commitments	Temporary Detention Order	TD	134	▼	-15.7%	-25
	Emergency Custody Order	EC	78	▲	+14.7%	+10
	Medical Emergency Temporary Detention Order	MT	1	▲	-	+1
	Mental Commitment	MC	1	▲	-	+1
Total			214	▼	-5.7%	-13
GRAND TOTAL			16,382	▼	-7.2%	-1,271

* Compared to same time period as previous year

** Case Type Categories are defined in the 2017 Virginia Judicial Workload Assessment

The data reported reflect the case management system. The case types reported may not necessitate judicial involvement.



Filings by Major Case Category**

Category	Summary	Change	% Change	Absolute Change
Felony	573	▲	+16.9%	+83
Garnishment	1,508	▲	+24.2%	+294
General Civil	2,460	▲	+18.7%	+388
Infraction/Civil Violation	6,492	▲	-20.5%	-1,670
Landlord /Tenant	1,067	▼	-11.3%	-136
Misdemeanor	2,873	▼	-6.0%	-183
Other	1,169	▲	-1.8%	-21
Protective Orders	240	▼	-9.8%	-26
GRAND TOTAL	16,382	▼	-7.2%	-1,271

* Compared to same time period as previous year

** Case Type Categories are defined in the 2017 Virginia Judicial Workload Assessment

The data reported reflect the case management system. The case types reported may not necessitate judicial involvement.

2024 Overall GRAND TOTAL		Distribution of Caseload			Change*		Percentage (%) of Caseload		
7,124	-314	Criminal	1,497	21%	-4.4% ▼	-69	Criminal	2023	2024
		Traffic	2,510	35%	-17.8% ▼	-544	Traffic	21.1%	21.0%
		Civil	2,349	33%	13.3% ▲	+276	Civil	41.1%	35.2%
		Civil Commitments	768	11%	3.1% ▲	+23	Civil Commitments	27.9%	33.0%
		GRAND TOTAL	7,124	100%	-4.2% ▼	-314	GRAND TOTAL	100%	100%

Filings by Division & Code

Division	Case Type Description	Code	Summary	Change	% Change	Absolute Change
Criminal	Misdemeanor	M	895	▼	-2.2%	-20
	Felony	F	252	▼	-22.7%	-74
	Capias	CA	182	▲	+12.3%	+20
	Show Cause	SC	139	▲	+13.9%	+17
	Civil Violation	CV	29	▼	-29.3%	-12
	Total			1,497	▼	-4.4%
Traffic	Infraction	I	2,016	▼	-20.6%	-522
	Misdemeanor	M	438	▼	-8.9%	-43
	Show Cause	SC	28	▲	+64.7%	+11
	Capias	CA	23	▲	+53.3%	+8
	Felony	F	5	▲	+400.0%	+4
	Civil Violation	CV	0	▼	-100.0%	-1
	Other	O	0	▼	-100.0%	-1
	Total			2,510	▼	-17.8%
Civil	Warrant in Debt	WD	1,057	▲	+38.7%	+295
	Garnishment	GA	427	▼	-5.9%	-27
	Unlawful Detainer	UD	361	▲	+22.4%	+66
	Other	OT	215	▼	+0.9%	+2
	Preliminary Protective Order	PP	83	▼	-18.6%	-19
	Protective Order	PO	76	▼	-19.1%	-18
	Admin License	AL	42	▼	-32.3%	-20
	Interrogatory	IN	23	▲	+27.8%	+5
	Abstract	AJ	18	▲	+1,700.0%	+17
	Show Cause	SC	14	▼	-36.4%	-8
	Motion for Judgment	MJ	11	▼	-15.4%	-2
	Impoundment	IM	10	▼	-23.1%	-3
	Tenants Assertion	TA	6	▲	+200.0%	+4
	Detinue	DT	5	▼	-70.6%	-12
	Counter Claim	CC	1	▼	-50.0%	-1
	Bond Forfeiture	BF	0	▼	-100.0%	-1
	Petition-Restore Arms	PR	0	▼	-100.0%	-1
	Zoning Violation	ZO	0	▼	-100.0%	-1
Total			2,349	▲	13.3%	+276
Civil Commitments	Mental Commitment	MC	319	▲	+39.9%	+91
	Temporary Detention Order	TD	193	▼	-18.9%	-45
	Emergency Custody Order	EC	154	▼	-14.4%	-26
	Other	OT	98	▲	+2.1%	+2
	Medical Emergency Temporary Detention Order	MT	4	▲	+300.0%	+3
	Medical Emergency Custody Order	ME	0	▼	-100.0%	-2
Total			768	▲	3.1%	+23
GRAND TOTAL			7,124	▼	-4.2%	-314

Filings by Major Case Category**

Category	Summary	Change	% Change	Absolute Change
Felony	257	▲	-21.4%	-70
Garnishment	450	▲	-4.7%	-22
General Civil	1,122	▼	+31.1%	+266

* Compared to same time period as previous year

** Case Type Categories are defined in the 2017 Virginia Judicial Workload Assessment

The data reported reflect the case management system. The case types reported may not necessitate judicial involvement.

CPSS - GCMS CASELOAD STATISTICS OF THE GENERAL DISTRICT COURTS
 January 2024 thru November 2024 Filings (Compared to January 2023 thru November 2023)

Infraction/Civil Violation	2,045	▼	-20.8%	-536
Involuntary Civil Commitments	98	▲	+2.1%	+2
Landlord /Tenant	367	▲	+23.6%	+70
Misdemeanor	1,333	▼	-4.6%	-64
Other	1,293	▲	+6.3%	+77
Protective Orders	159	▼	-18.9%	-37
GRAND TOTAL	7,124	▼	-4.2%	-314

* Compared to same time period as previous year

** Case Type Categories are defined in the 2017 Virginia Judicial Workload Assessment

The data reported reflect the case management system. The case types reported may not necessitate judicial involvement.

2024 Overall GRAND TOTAL		Distribution of Caseload			Change*		Percentage (%) of Caseload			
11,837	+1,171	Criminal	1,472	12%	-18.5%	▼	-335	Criminal	2023: 16.9%	2024: 12.4%
		Traffic	7,289	62%	12.0%	▲	+782	Traffic	61.0%	61.6%
2024		Civil	3,014	25%	33.7%	▲	+759	Civil	21.1%	25.5%
2023		Civil Commitments	62	1%	-36.1%	▼	-35	Civil Commitments	0.9%	0.5%
		GRAND TOTAL	11,837	100%	11.0%	▲	+1,171	GRAND TOTAL	100%	100%

Filings by Division & Code

Division	Case Type Description	Code	Summary	Change	% Change	Absolute Change
Criminal	Misdemeanor	M	811	▼	-11.4%	-104
	Felony	F	374	▼	-26.5%	-135
	Capias	CA	130	▼	-18.8%	-30
	Show Cause	SC	125	▼	-29.0%	-51
	Civil Violation	CV	32	▼	-31.9%	-15
	Total			1,472	▼	-18.5%
Traffic	Infraction	I	4,766	▲	+12.2%	+519
	Misdemeanor	M	2,033	▲	+11.0%	+202
	Show Cause	SC	211	▲	+1.9%	+4
	Capias	CA	189	▲	+22.7%	+35
	Felony	F	56	▲	+33.3%	+14
	Civil Violation	CV	31	▲	+55.0%	+11
	Restricted Operators License	RL	3	▼	-50.0%	-3
	Total			7,289	▲	12.0%
Civil	Warrant in Debt	WD	1,456	▲	+65.5%	+576
	Garnishment	GA	754	▲	+14.9%	+98
	Unlawful Detainer	UD	316	▲	+9.7%	+28
	Other	OT	94	▲	+62.1%	+36
	Admin License	AL	63	▼	-6.0%	-4
	Preliminary Protective Order	PP	58	▲	+45.0%	+18
	Impoundment	IM	56	▲	+1.8%	+1
	Protective Order	PO	49	▲	+63.3%	+19
	Detinue	DT	44	▼	-31.3%	-20
	Show Cause	SC	34	▲	+6.3%	+2
	Interrogatory	IN	28	▲	+3.7%	+1
	Abstract	AJ	25	▼	-7.4%	-2
	Bond Forfeiture	BF	22	▲	+37.5%	+6
	Overweight	OC	7	▲	-	+7
	Motion for Judgment	MJ	3	▼	-57.1%	-4
	Petition-Restore Arms	PR	2	▲	+100.0%	+1
	Capias	CA	1	▼	-66.7%	-2
	Restricted Operators License	RL	1	▲	-	+1
	Zoning Violation	ZO	1	▲	-	+1
	Counter Claim	CC	0	▼	-100.0%	-3
	Petition to Require Blood Test	BT	0	▼	-100.0%	-1
Total			3,014	▲	33.7%	+759
Civil Commitments	Temporary Detention Order	TD	47	▼	-37.3%	-28
	Emergency Custody Order	EC	15	▼	-25.0%	-5
	Medical Emergency Temporary Detention Order	MT	0	▼	-100.0%	-1
	Mental Commitment	MC	0	▼	-100.0%	-1
	Total			62	▼	-36.1%
GRAND TOTAL			11,837	▲	11.0%	+1,171

* Compared to same time period as previous year

** Case Type Categories are defined in the 2017 Virginia Judicial Workload Assessment

The data reported reflect the case management system. The case types reported may not necessitate judicial involvement.


Filings by Major Case Category**

Category	Summary	Change	% Change	Absolute Change
Felony	430	▲	-22.0%	-121
Garnishment	782	▲	+14.5%	+99
General Civil	1,525	▲	+57.5%	+557
Infraction/Civil Violation	4,836	▲	+12.1%	+522
Landlord /Tenant	316	▲	+9.7%	+28
Misdemeanor	2,849	▲	+3.5%	+97
Other	992	▼	-4.6%	-48
Protective Orders	107	▲	+52.9%	+37
GRAND TOTAL	11,837	▲	11.0%	+1,171

* Compared to same time period as previous year

** Case Type Categories are defined in the 2017 Virginia Judicial Workload Assessment

The data reported reflect the case management system. The case types reported may not necessitate judicial involvement.

2024 Overall GRAND TOTAL		Distribution of Caseload			Change*		Percentage (%) of Caseload			
3,620	-1,035	Criminal	417	12%	-2.1%	▼	-9	Criminal	2023 9.2%	2024 11.5%
		Traffic	2,176	60%	-36.2%	▼	-1,235	Traffic	73.3%	60.1%
2024		Civil	974	27%	28.8%	▲	+218	Civil	16.2%	26.9%
2023		Civil Commitments	53	1%	-14.5%	▼	-9	Civil Commitments	1.3%	1.5%
		GRAND TOTAL	3,620	100%	-22.2%	▼	-1,035	GRAND TOTAL	100%	100%

Filings by Division & Code

Division	Case Type Description	Code	Summary	Change	% Change	Absolute Change
Criminal	Misdemeanor	M	231	▲	+10.0%	+21
	Felony	F	84	▼	-19.2%	-20
	Show Cause	SC	55	▼	-3.5%	-2
	Capias	CA	25	▼	-24.2%	-8
	Civil Violation	CV	22	↔		-
	Total			417	▼	-2.1%
Traffic	Infraction	I	1,669	▼	-42.2%	-1,217
	Misdemeanor	M	390	▼	-6.5%	-27
	Show Cause	SC	83	▲	+9.2%	+7
	Capias	CA	31	▲	+14.8%	+4
	Felony	F	3	▼	-25.0%	-1
	Civil Violation	CV	0	▼	-100.0%	-1
Total			2,176	▼	-36.2%	-1,235
Civil	Warrant in Debt	WD	575	▲	+74.8%	+246
	Garnishment	GA	208	▲	+9.5%	+18
	Impoundment	IM	58	▼	-36.3%	-33
	Other	OT	36	▼	+12.5%	+4
	Preliminary Protective Order	PP	27	▲	+68.8%	+11
	Unlawful Detainer	UD	21	▼	-48.8%	-20
	Admin License	AL	13	▼	-13.3%	-2
	Protective Order	PO	11	↔		-
	Interrogatory	IN	10	▼	-33.3%	-5
	Show Cause	SC	7	↔		-
	Detinue	DT	5	▼	-16.7%	-1
	Abstract	AJ	1	▲	-	+1
	Motion for Judgment	MJ	1	↔		-
	Petition-Restore Arms	PR	1	▲	-	+1
	Overweight	OC	0	▼	-100.0%	-1
	Tenants Assertion	TA	0	▼	-100.0%	-1
Total			974	▲	28.8%	+218
Civil Commitments	Temporary Detention Order	TD	25	▼	-30.6%	-11
	Mental Commitment	MC	18	▲	+28.6%	+4
	Emergency Custody Order	EC	9	▼	-25.0%	-3
	Medical Emergency Custody Order	ME	1	▲	-	+1
Total			53	▼	-14.5%	-9
GRAND TOTAL			3,620	▼	-22.2%	-1,035

Filings by Major Case Category**

Category	Summary	Change	% Change	Absolute Change
Felony	87	▼	-19.4%	-21
Garnishment	218	▼	+6.3%	+13
General Civil	588	▲	+69.9%	+242
Infraction/Civil Violation	1,691	▼	-41.9%	-1,219
Landlord /Tenant	21	▼	-50.0%	-21
Misdemeanor	621	▲	-1.0%	-6
Other	356	▲	-8.7%	-34

* Compared to same time period as previous year

** Case Type Categories are defined in the 2017 Virginia Judicial Workload Assessment

The data reported reflect the case management system. The case types reported may not necessitate judicial involvement.


CPSS - GCMS CASELOAD STATISTICS OF THE GENERAL DISTRICT COURTS
 January 2024 thru November 2024 Filings (Compared to January 2023 thru November 2023)

Protective Orders	38	▲	+40.7%	+11
GRAND TOTAL	3,620	▼	-22.2%	-1,035

* Compared to same time period as previous year

** Case Type Categories are defined in the 2017 Virginia Judicial Workload Assessment

The data reported reflect the case management system. The case types reported may not necessitate judicial involvement.

2024 Overall GRAND TOTAL		Distribution of Caseload			Change*		Percentage (%) of Caseload		
6,720	+211	Criminal	494	7%	8.1% ▲	+37	Criminal	2023 7.0%	2024 7.4%
		Traffic	5,403	80%	-1.5% ▼	-82	Traffic	84.3%	80.4%
2024		Civil	815	12%	44.0% ▲	+249	Civil	8.7%	12.1%
2023		Civil Commitments	8	0%	700.0% ▲	+7	Civil Commitments	0.0%	0.1%
		GRAND TOTAL	6,720	100%	3.2% ▲	+211	GRAND TOTAL	100%	100%

Filings by Division & Code

Division	Case Type Description	Code	Summary	Change	% Change	Absolute Change
Criminal	Misdemeanor	M	322	▼	-0.6%	-2
	Felony	F	92	▲	+95.7%	+45
	Civil Violation	CV	33	▼	-17.5%	-7
	Show Cause	SC	31	▲	+55.0%	+11
	Capias	CA	16	▼	-38.5%	-10
	Total			494	▲	8.1%
Traffic	Infraction	I	4,299	▼	-1.0%	-45
	Misdemeanor	M	1,090	▼	-2.9%	-33
	Felony	F	5	↔	-	-
	Show Cause	SC	4	▲	+33.3%	+1
	Capias	CA	2	▼	-80.0%	-8
	Civil Violation	CV	2	▲	-	+2
	Other	O	1	▲	-	+1
	Total			5,403	▼	-1.5%
Civil	Warrant in Debt	WD	444	▲	+93.0%	+214
	Garnishment	GA	136	▲	+1.5%	+2
	Admin License	AL	68	▲	+7.9%	+5
	Unlawful Detainer	UD	57	▲	+21.3%	+10
	Other	OT	34	▲	+6.3%	+2
	Impoundment	IM	19	▲	+90.0%	+9
	Preliminary Protective Order	PP	15	▲	+7.1%	+1
	Overweight	OC	9	▲	+50.0%	+3
	Motion for Judgment	MJ	8	▲	+33.3%	+2
	Detinue	DT	7	▲	+133.3%	+4
	Protective Order	PO	7	▲	+40.0%	+2
	Show Cause	SC	6	▲	+20.0%	+1
	Interrogatory	IN	3	▼	-50.0%	-3
	Abstract	AJ	1	▲	-	+1
	Tenants Assertion	TA	1	↔	-	-
	Counter Claim	CC	0	▼	-100.0%	-3
	Third Party Claim	TH	0	▼	-100.0%	-1
Total			815	▲	44.0%	+249
Civil Commitments	Emergency Custody Order	EC	5	▲	+400.0%	+4
	Temporary Detention Order	TD	3	▲	-	+3
	Total		8	▲	700.0%	+7
GRAND TOTAL			6,720	▲	3.2%	+211

Filings by Major Case Category**

Category	Summary	Change	% Change	Absolute Change
Felony	97	▲	+86.5%	+45
Garnishment	139	▼	-0.7%	-1
General Civil	470	▲	+91.1%	+224
Infraction/Civil Violation	4,344	▲	-1.0%	-46
Landlord /Tenant	58	▲	+20.8%	+10
Misdemeanor	1,412	▼	-2.4%	-35
Other	178	▲	+6.6%	+11

* Compared to same time period as previous year


** Case Type Categories are defined in the 2017 Virginia Judicial Workload Assessment

The data reported reflect the case management system. The case types reported may not necessitate judicial involvement.

CPSS - GCMS CASELOAD STATISTICS OF THE GENERAL DISTRICT COURTS
 January 2024 thru November 2024 Filings (Compared to January 2023 thru November 2023)

Protective Orders	22	▲	+15.8%	+3
GRAND TOTAL	6,720	▲	3.2%	+211

* Compared to same time period as previous year ** Case Type Categories are defined in the 2017 Virginia Judicial Workload Assessment
 The data reported reflect the case management system. The case types reported may not necessitate judicial involvement.

2024 Overall GRAND TOTAL		Distribution of Caseload			Change*		Percentage (%) of Caseload		
6,096	+1,654	Criminal	609	10%	25.6% ▲	+124	Criminal	2023 10.9%	2024 10.0%
		Traffic	4,556	75%	41.3% ▲	+1,332	Traffic	72.6%	74.7%
2024		Civil	890	15%	27.9% ▲	+194	Civil	15.7%	14.6%
2023		Civil Commitments	41	1%	10.8% ▲	+4	Civil Commitments	0.8%	0.7%
		GRAND TOTAL	6,096	100%	37.2% ▲	+1,654	GRAND TOTAL	100%	100%

Filings by Division & Code

Division	Case Type Description	Code	Summary	Change	% Change	Absolute Change
Criminal	Misdemeanor	M	408	▲	+46.8%	+130
	Felony	F	81	▼	-4.7%	-4
	Civil Violation	CV	52	▲	+15.6%	+7
	Capias	CA	38	▼	-2.6%	-1
	Show Cause	SC	29	▼	-14.7%	-5
	Restricted Operators License	RL	1	▼	-75.0%	-3
	Total			609	▲	25.6%
Traffic	Infraction	I	3,998	▲	+43.2%	+1,207
	Misdemeanor	M	538	▲	+30.0%	+124
	Capias	CA	7	▲	+75.0%	+3
	Felony	F	7	▲	+40.0%	+2
	Show Cause	SC	4	▼	-20.0%	-1
	Civil Violation	CV	1	▼	-75.0%	-3
	Restricted Operators License	RL	1	↔		-
Total			4,556	▲	41.3%	+1,332
Civil	Warrant in Debt	WD	368	▲	+60.7%	+139
	Garnishment	GA	215	▲	+2.4%	+5
	Unlawful Detainer	UD	75	▼	-6.3%	-5
	Other	OT	44	▲	+69.2%	+18
	Admin License	AL	43	▼	-18.9%	-10
	Protective Order	PO	40	▲	+122.2%	+22
	Preliminary Protective Order	PP	39	▲	+77.3%	+17
	Impoundment	IM	16	▲	+77.8%	+7
	Interrogatory	IN	15	▲	+114.3%	+8
	Show Cause	SC	13	▼	-23.5%	-4
	Abstract	AJ	11	▲	+10.0%	+1
	Tenants Assertion	TA	5	▲	+150.0%	+3
	Motion for Judgment	MJ	4	▼	-42.9%	-3
	Detinue	DT	1	▲	-	+1
	Zoning Violation	ZO	1	↔		-
	Counter Claim	CC	0	▼	-100.0%	-2
	Overweight	OC	0	▼	-100.0%	-1
Petition-Restore Arms	PR	0	▼	-100.0%	-2	
Total			890	▲	27.9%	+194
Civil Commitments	Temporary Detention Order	TD	28	▼	-6.7%	-2
	Emergency Custody Order	EC	13	▲	+85.7%	+6
Total			41	▲	10.8%	+4
GRAND TOTAL			6,096	▲	37.2%	+1,654

Filings by Major Case Category**

Category	Summary	Change	% Change	Absolute Change
Felony	88	▲	-2.2%	-2
Garnishment	230	▲	+6.0%	+13
General Civil	385	▲	+59.8%	+144
Infraction/Civil Violation	4,051	▼	+42.6%	+1,210
Landlord /Tenant	80	▲	-2.4%	-2

* Compared to same time period as previous year

** Case Type Categories are defined in the 2017 Virginia Judicial Workload Assessment

The data reported reflect the case management system. The case types reported may not necessitate judicial involvement.

CPSS - GCMS CASELOAD STATISTICS OF THE GENERAL DISTRICT COURTS
 January 2024 thru November 2024 Filings (Compared to January 2023 thru November 2023)

Greene



District: 16 FIPS: 079

Misdemeanor	949	▲	+36.0%	+251
Other	234	▲	+0.4%	+1
Protective Orders	79	▲	+97.5%	+39
GRAND TOTAL	6,096	▲	37.2%	+1,654

* Compared to same time period as previous year

** Case Type Categories are defined in the 2017 Virginia Judicial Workload Assessment

The data reported reflect the case management system. The case types reported may not necessitate judicial involvement.

2024 Overall GRAND TOTAL		Distribution of Caseload			Change*		Percentage (%) of Caseload		
7,023	+589	Criminal	1,120	16%	1.6% ▲	+18	Criminal	2023	2024
		Traffic	3,855	55%	4.1% ▲	+151	Traffic	17.1%	15.9%
		Civil	1,965	28%	26.0% ▲	+405	Civil	57.6%	54.9%
		Civil Commitments	83	1%	22.1% ▲	+15	Civil Commitments	24.2%	28.0%
		GRAND TOTAL	7,023	100%	9.2% ▲	+589	GRAND TOTAL	1.1%	1.2%
							GRAND TOTAL	100%	100%

Filings by Division & Code

Division	Case Type Description	Code	Summary	Change	% Change	Absolute Change
Criminal	Misdemeanor	M	682	▲	+19.4%	+111
	Felony	F	241	▼	-28.5%	-96
	Capias	CA	82	▲	+3.8%	+3
	Civil Violation	CV	59	▲	+28.3%	+13
	Show Cause	SC	56	▼	-18.8%	-13
	Total			1,120	▲	1.6%
Traffic	Infraction	I	3,115	▲	+3.2%	+98
	Misdemeanor	M	713	▲	+7.7%	+51
	Show Cause	SC	9	▲	+80.0%	+4
	Capias	CA	8	▲	+33.3%	+2
	Felony	F	8	▼	-38.5%	-5
	Civil Violation	CV	2	▲	+100.0%	+1
	Total			3,855	▲	4.1%
Civil	Warrant in Debt	WD	1,013	▲	+57.3%	+369
	Garnishment	GA	386	▲	+3.2%	+12
	Impoundment	IM	168	▲	+7.7%	+12
	Unlawful Detainer	UD	130	▼	-17.2%	-27
	Other	OT	93	▲	+24.0%	+18
	Admin License	AL	57	▲	+1.8%	+1
	Preliminary Protective Order	PP	34	▲	+21.4%	+6
	Protective Order	PO	17	▲	+54.5%	+6
	Show Cause	SC	17	▲	+54.5%	+6
	Detinue	DT	13	▲	+62.5%	+5
	Motion for Judgment	MJ	13	▲	+44.4%	+4
	Abstract	AJ	9	▼	-47.1%	-8
	Interrogatory	IN	9	▲	+50.0%	+3
	Counter Claim	CC	3	▼	-25.0%	-1
	Tenants Assertion	TA	2	▼	-33.3%	-1
	Capias	CA	1	▲	-	+1
	Overweight	OC	0	▼	-100.0%	-1
Total			1,965	▲	26.0%	+405
Civil Commitments	Temporary Detention Order	TD	69	▲	+30.2%	+16
	Emergency Custody Order	EC	14	▼	-6.7%	-1
	Total		83	▲	22.1%	+15
GRAND TOTAL			7,023	▲	9.2%	+589

Filings by Major Case Category**

Category	Summary	Change	% Change	Absolute Change
Felony	249	▼	-28.9%	-101
Garnishment	395	▲	+3.9%	+15
General Civil	1,057	▲	+55.4%	+377
Infraction/Civil Violation	3,176	▲	+3.6%	+111
Landlord /Tenant	132	▼	-17.5%	-28
Misdemeanor	1,395	▲	+13.1%	+162
Other	568	▲	+7.8%	+41
Protective Orders	51	▲	+30.8%	+12

* Compared to same time period as previous year

** Case Type Categories are defined in the 2017 Virginia Judicial Workload Assessment

The data reported reflect the case management system. The case types reported may not necessitate judicial involvement.

CPSS - GCMS CASELOAD STATISTICS OF THE GENERAL DISTRICT COURTS
January 2024 thru November 2024 Filings (Compared to January 2023 thru November 2023)

<i>GRAND TOTAL</i>	7,023	▲	9.2%	+589
---------------------------	--------------	---	------	------

* Compared to same time period as previous year

** Case Type Categories are defined in the 2017 Virginia Judicial Workload Assessment

The data reported reflect the case management system. The case types reported may not necessitate judicial involvement.

2024 Overall GRAND TOTAL		Distribution of Caseload			Change*		Percentage (%) of Caseload			
4,293	+23	Criminal	259	6%	38.5%	▲	+72	Criminal	2023 4.4%	2024 6.0%
		Traffic	3,691	86%	-1.2%	▼	-45	Traffic	87.5%	86.0%
2024		Civil	337	8%	2.1%	▲	+7	Civil	7.7%	7.8%
2023		Civil Commitments	6	0%	-64.7%	▼	-11	Civil Commitments	0.4%	0.1%
		GRAND TOTAL	4,293	100%	0.5%	▲	+23	GRAND TOTAL	100%	100%

Filings by Division & Code

Division	Case Type Description	Code	Summary	Change	% Change	Absolute Change
Criminal	Misdemeanor	M	140	▲	+40.0%	+40
	Felony	F	62	▲	+59.0%	+23
	Civil Violation	CV	25	▲	+212.5%	+17
	Show Cause	SC	20	↔		-
	Capias	CA	12	▼	-36.8%	-7
	Restricted Operators License	RL	0	▼	-100.0%	-1
	Total			259	▲	38.5%
Traffic	Infraction	I	3,105	▼	-5.0%	-165
	Misdemeanor	M	533	▲	+30.0%	+123
	Capias	CA	24	▲	+20.0%	+4
	Show Cause	SC	17	▼	-50.0%	-17
	Felony	F	7	▲	+600.0%	+6
	Restricted Operators License	RL	4	▲	+300.0%	+3
	Civil Violation	CV	1	▲	-	+1
Total			3,691	▼	-1.2%	-45
Civil	Warrant in Debt	WD	196	▲	+28.1%	+43
	Garnishment	GA	66	▼	-12.0%	-9
	Admin License	AL	14	▼	-30.0%	-6
	Unlawful Detainer	UD	13	▼	-31.6%	-6
	Other	OT	11	▼	-47.6%	-10
	Preliminary Protective Order	PP	10	▼	-9.1%	-1
	Protective Order	PO	9	▲	+50.0%	+3
	Detinue	DT	5	▲	+150.0%	+3
	Impoundment	IM	4	▼	-60.0%	-6
	Counter Claim	CC	3	▲	-	+3
	Interrogatory	IN	3	▼	-40.0%	-2
	Show Cause	SC	2	▼	-33.3%	-1
	Overweight	OC	1	▲	-	+1
	Abstract	AJ	0	▼	-100.0%	-1
	Capias	CA	0	▼	-100.0%	-3
Tenants Assertion	TA	0	▼	-100.0%	-1	
Total			337	▲	2.1%	+7
Civil Commitments	Temporary Detention Order	TD	3	▼	-72.7%	-8
	Emergency Custody Order	EC	2	▼	-66.7%	-4
	Mental Commitment	MC	1	▲	-	+1
Total			6	▼	-64.7%	-11
GRAND TOTAL			4,293	▲	0.5%	+23

Filings by Major Case Category**

Category	Summary	Change	% Change	Absolute Change
Felony	69	▲	+72.5%	+29
Garnishment	69	▼	-13.8%	-11
General Civil	207	▲	+29.4%	+47
Infraction/Civil Violation	3,132	▲	-4.5%	-146
Landlord /Tenant	13	▼	-35.0%	-7
Misdemeanor	677	▲	+32.2%	+165

* Compared to same time period as previous year

** Case Type Categories are defined in the 2017 Virginia Judicial Workload Assessment

The data reported reflect the case management system. The case types reported may not necessitate judicial involvement.

CPSS - GCMS CASELOAD STATISTICS OF THE GENERAL DISTRICT COURTS
 January 2024 thru November 2024 Filings (Compared to January 2023 thru November 2023)

Madison


District: 16 FIPS: 113

Other	107	▲	-34.4%	-56
Protective Orders	19	▲	+11.8%	+2
GRAND TOTAL	4,293	▲	0.5%	+23

* Compared to same time period as previous year

** Case Type Categories are defined in the 2017 Virginia Judicial Workload Assessment

The data reported reflect the case management system. The case types reported may not necessitate judicial involvement.

2024 Overall GRAND TOTAL		Distribution of Caseload			Change*		Percentage (%) of Caseload		
9,984 +1,347 	Criminal	898	9%	-25.7% ▼	-311	Criminal	2023: 14.0%	2024: 9.0%	
	Traffic	6,595	66%	20.9% ▲	+1,139	Traffic	63.2%	66.1%	
	Civil	2,416	24%	26.4% ▲	+504	Civil	22.1%	24.2%	
	Civil Commitments	75	1%	25.0% ▲	+15	Civil Commitments	0.7%	0.8%	
	GRAND TOTAL	9,984	100%	15.6% ▲	+1,347	GRAND TOTAL	100%	100%	

Filings by Division & Code

Division	Case Type Description	Code	Summary	Change	% Change	Absolute Change
Criminal	Misdemeanor	M	471	▼	-37.5%	-282
	Felony	F	260	▲	+10.6%	+25
	Show Cause	SC	76	▼	-1.3%	-1
	Capias	CA	59	▼	-20.3%	-15
	Civil Violation	CV	32	▼	-54.3%	-38
	Total			898	▼	-25.7%
Traffic	Infraction	I	5,180	▲	+22.2%	+940
	Misdemeanor	M	1,086	▲	+9.5%	+94
	Other	O	298	▲	+67.4%	+120
	Felony	F	14	▼	-26.3%	-5
	Show Cause	SC	11	▲	+22.2%	+2
	Capias	CA	4	▼	-75.0%	-12
	Civil Violation	CV	2	↔		-
Total			6,595	▲	20.9%	+1,139
Civil	Warrant in Debt	WD	1,346	▲	+51.6%	+458
	Garnishment	GA	478	▲	+11.4%	+49
	Unlawful Detainer	UD	195	▲	+4.3%	+8
	Other	OT	72	▼	-11.1%	-9
	Detinue	DT	70	▲	+29.6%	+16
	Admin License	AL	64	▼	-7.2%	-5
	Preliminary Protective Order	PP	52	▲	+10.6%	+5
	Impoundment	IM	43	▼	-18.9%	-10
	Protective Order	PO	39	▲	+50.0%	+13
	Show Cause	SC	21	▲	+23.5%	+4
	Interrogatory	IN	14	▼	-30.0%	-6
	Abstract	AJ	9	▼	-50.0%	-9
	Motion for Judgment	MJ	8	▲	+33.3%	+2
	Counter Claim	CC	2	▼	-33.3%	-1
	Capias	CA	1	▲	-	+1
	Detinue Seizure	DZ	1	▲	-	+1
	Petition-Restore Arms	PR	1	↔		-
	Tenants Assertion	TA	0	▼	-100.0%	-1
	Third Party Claim	TH	0	▼	-100.0%	-1
	Zoning Violation	ZO	0	▼	-100.0%	-11
Total			2,416	▲	26.4%	+504
Civil Commitments	Temporary Detention Order	TD	60	▲	+36.4%	+16
	Emergency Custody Order	EC	15	▼	-6.3%	-1
	Total		75	▲	25.0%	+15
GRAND TOTAL			9,984	▲	15.6%	+1,347

Filings by Major Case Category**

Category	Summary	Change	% Change	Absolute Change
Felony	274	▼	+7.9%	+20
Garnishment	492	▼	+9.6%	+43
General Civil	1,430	▲	+49.4%	+473
Infraction/Civil Violation	5,512	▲	+22.8%	+1,022

* Compared to same time period as previous year

** Case Type Categories are defined in the 2017 Virginia Judicial Workload Assessment

The data reported reflect the case management system. The case types reported may not necessitate judicial involvement.

CPSS - GCMS CASELOAD STATISTICS OF THE GENERAL DISTRICT COURTS
 January 2024 thru November 2024 Filings (Compared to January 2023 thru November 2023)

Orange

District: 16 FIPS: 137

Landlord /Tenant	195	▼	+3.7%	+7
Misdemeanor	1,557	▼	-11.3%	-199
Other	433	▲	-7.9%	-37
Protective Orders	91	▲	+24.7%	+18
GRAND TOTAL	9,984	▲	15.6%	+1,347

* Compared to same time period as previous year

** Case Type Categories are defined in the 2017 Virginia Judicial Workload Assessment

The data reported reflect the case management system. The case types reported may not necessitate judicial involvement.

2024 Overall GRAND TOTAL		Distribution of Caseload			Change*		Percentage (%) of Caseload		
37,318	-2,882	Criminal	7,312	20%	4.9% ▲	+342	Criminal	2023	2024
		Traffic	21,758	58%	-13.5% ▼	-3,402	Traffic	17.3%	19.6%
2024		Civil	7,622	20%	2.6% ▲	+195	Civil	62.6%	58.3%
2023		Civil Commitments	626	2%	-2.6% ▼	-17	Civil Commitments	18.5%	20.4%
		GRAND TOTAL	37,318	100%	-7.2% ▼	-2,882	GRAND TOTAL	1.6%	1.7%
							GRAND TOTAL	100%	100%

Filings by Division & Code

Division	Case Type Description	Code	Summary	Change	% Change	Absolute Change
Criminal	Misdemeanor	M	3,878	▲	+0.5%	+21
	Felony	F	1,833	▼	-5.0%	-96
	Civil Violation	CV	734	▲	+99.5%	+366
	Capias	CA	693	▲	+3.6%	+24
	Show Cause	SC	174	▲	+18.4%	+27
	Total			7,312	▲	4.9%
Traffic	Infraction	I	17,241	▼	-15.7%	-3,215
	Misdemeanor	M	3,493	▼	-7.7%	-291
	Other	O	606	▲	+19.5%	+99
	Capias	CA	125	▼	-13.8%	-20
	Felony	F	116	▲	+48.7%	+38
	Show Cause	SC	100	▲	+13.6%	+12
	Civil Violation	CV	77	▼	-24.5%	-25
	Total			21,758	▼	-13.5%
Civil	Unlawful Detainer	UD	2,769	▲	+5.5%	+144
	Warrant in Debt	WD	2,389	▲	+31.2%	+568
	Garnishment	GA	1,024	▲	+5.1%	+50
	Motion for Judgment	MJ	583	▼	-47.1%	-520
	Admin License	AL	282	▲	+2.5%	+7
	Preliminary Protective Order	PP	164	▼	-7.9%	-14
	Protective Order	PO	121	▼	-9.7%	-13
	Other	OT	88	▼	-21.4%	-24
	Show Cause	SC	64	▲	+3.2%	+2
	Interrogatory	IN	42	▲	+5.0%	+2
	Impoundment	IM	31	▼	-8.8%	-3
	Tenants Assertion	TA	22	▼	-15.4%	-4
	Counter Claim	CC	19	▲	+72.7%	+8
	Bond Forfeiture	BF	10	▼	-16.7%	-2
	Petition-Restore Arms	PR	5	▲	+150.0%	+3
	Third Party Claim	TH	3	▼	-40.0%	-2
	Capias	CA	2	▼	-60.0%	-3
	Detinue	DT	2	▼	-71.4%	-5
	Petition to Require Blood Test	BT	1	▲	-	+1
	Restricted Operators License	RL	1	▲	-	+1
	Overweight	OC	0	▼	-100.0%	-1
	Total			7,622	▲	2.6%
Civil Commitments	Mental Commitment	MC	375	▲	+13.6%	+45
	Temporary Detention Order	TD	87	▼	-23.7%	-27
	Other	OT	78	▼	-20.4%	-20
	Emergency Custody Order	EC	57	▼	-25.0%	-19
	Petition	PT	27	▲	+80.0%	+12
	Medical Emergency Custody Order	ME	1	↔	-	-
	Medical Emergency Temporary Detention Order	MT	1	▼	-88.9%	-8
Total			626	▼	-2.6%	-17
GRAND TOTAL			37,318	▼	-7.2%	-2,882

* Compared to same time period as previous year

** Case Type Categories are defined in the 2017 Virginia Judicial Workload Assessment

The data reported reflect the case management system. The case types reported may not necessitate judicial involvement.


Filings by Major Case Category**

Category	Summary	Change	% Change	Absolute Change
Felony	1,949	▲	-2.9%	-58
Garnishment	1,066	▲	+5.1%	+52
General Civil	2,999	▲	+1.4%	+42
Infraction/Civil Violation	18,658	▼	-13.0%	-2,776
Involuntary Civil Commitments	105	▲	-7.1%	-8
Landlord /Tenant	2,791	▼	+5.3%	+140
Misdemeanor	7,372	▲	-3.5%	-269
Other	2,093	▲	+1.1%	+22
Protective Orders	285	▼	-8.7%	-27
GRAND TOTAL	37,318	▼	-7.2%	-2,882

* Compared to same time period as previous year

** Case Type Categories are defined in the 2017 Virginia Judicial Workload Assessment

The data reported reflect the case management system. The case types reported may not necessitate judicial involvement.

2024 Overall GRAND TOTAL		Distribution of Caseload			Change*		Percentage (%) of Caseload		
2,618 +17 	Criminal	277	11%	11.2% ▲	+28	Criminal	2023: 9.6%	2024: 10.6%	
	Traffic	2,071	79%	-0.6% ▼	-13	Traffic	80.1%	79.1%	
	Civil	270	10%	0.7% ▲	+2	Civil	10.3%	10.3%	
	GRAND TOTAL	2,618	100%	0.7% ▲	+17	GRAND TOTAL	100%	100%	

Filings by Division & Code

Division	Case Type Description	Code	Summary	Change	% Change	Absolute Change
Criminal	Misdemeanor	M	188	▲	+20.5%	+32
	Capias	CA	46	▲	+17.9%	+7
	Felony	F	36	▼	-25.0%	-12
	Show Cause	SC	6	▲	+50.0%	+2
	Civil Violation	CV	1	▼	-50.0%	-1
	Total			277	▲	11.2%
Traffic	Infraction	I	1,734	▼	-4.3%	-78
	Misdemeanor	M	263	▲	+39.2%	+74
	Other	O	52	▼	-23.5%	-16
	Show Cause	SC	7	▲	+16.7%	+1
	Capias	CA	6	▲	+50.0%	+2
	Civil Violation	CV	5	▲	+66.7%	+2
	Felony	F	4	▲	+100.0%	+2
Total			2,071	▼	-0.6%	-13
Civil	Unlawful Detainer	UD	104	↔		-
	Warrant in Debt	WD	86	▲	+22.9%	+16
	Garnishment	GA	43	▼	-20.4%	-11
	Admin License	AL	21	↔		-
	Preliminary Protective Order	PP	4	▲	+33.3%	+1
	Show Cause	SC	3	▲	-	+3
	Impoundment	IM	2	▲	+100.0%	+1
	Other	OT	2	▼	-50.0%	-2
	Tenants Assertion	TA	2	▲	+100.0%	+1
	Counter Claim	CC	1	▲	-	+1
	Interrogatory-Not	IC	1	▲	-	+1
	Protective Order	PO	1	▼	-80.0%	-4
	Bond Forfeiture	BF	0	▼	-100.0%	-2
	Interrogatory	IN	0	▼	-100.0%	-2
	Petition-Restore Arms	PR	0	▼	-100.0%	-1
Total			270	▲	0.7%	+2
GRAND TOTAL			2,618	▲	0.7%	+17



Filings by Major Case Category**

Category	Summary	Change	% Change	Absolute Change
Felony	40	▲	-20.0%	-10
Garnishment	43	▼	-23.2%	-13
General Civil	86	▼	+21.1%	+15
Infraction/Civil Violation	1,792	▼	-4.9%	-93
Landlord /Tenant	106	▲	+1.0%	+1
Misdemeanor	451	▲	+30.7%	+106
Other	95	▲	+17.3%	+14
Protective Orders	5	▼	-37.5%	-3
GRAND TOTAL	2,618	▲	0.7%	+17

* Compared to same time period as previous year

** Case Type Categories are defined in the 2017 Virginia Judicial Workload Assessment

The data reported reflect the case management system. The case types reported may not necessitate judicial involvement.

2024 Overall GRAND TOTAL		Distribution of Caseload			Change*		Percentage (%) of Caseload		
21,803	+844	Criminal	3,734	17%	-4.2% ▼	-164	Criminal	2023	2024
		Traffic	9,020	41%	7.2% ▲	+608	Traffic	18.6%	17.1%
2024 		Civil	8,302	38%	4.3% ▲	+346	Civil	40.1%	41.4%
2023 		Civil Commitments	747	3%	7.8% ▲	+54	Civil Commitments	38.0%	38.1%
		GRAND TOTAL	21,803	100%	4.0% ▲	+844	GRAND TOTAL	3.3%	3.4%
							GRAND TOTAL	100%	100%

Filings by Division & Code

Division	Case Type Description	Code	Summary	Change	% Change	Absolute Change
Criminal	Misdemeanor	M	2,360	▼	-1.4%	-33
	Felony	F	926	▼	-4.3%	-42
	Capias	CA	253	▲	+11.5%	+26
	Show Cause	SC	129	▼	-12.2%	-18
	Civil Violation	CV	66	▼	-59.5%	-97
	Total			3,734	▼	-4.2%
Traffic	Infraction	I	6,682	▲	+17.4%	+990
	Misdemeanor	M	1,456	▼	-0.7%	-10
	Other	O	720	▼	-33.6%	-364
	Felony	F	57	▼	-12.3%	-8
	Show Cause	SC	48	▼	-25.0%	-16
	Civil Violation	CV	38	▲	+26.7%	+8
	Capias	CA	19	▲	+72.7%	+8
Total			9,020	▲	7.2%	+608
Civil	Unlawful Detainer	UD	3,897	▼	-3.2%	-130
	Warrant in Debt	WD	2,488	▲	+25.8%	+511
	Garnishment	GA	1,042	▼	-5.5%	-61
	Other	OT	264	▼	+16.3%	+37
	Protective Order	PO	211	▲	+10.5%	+20
	Preliminary Protective Order	PP	165	▼	-2.9%	-5
	Bond Forfeiture	BF	89	▼	-11.0%	-11
	Interrogatory	IN	39	▼	-15.2%	-7
	Admin License	AL	29	▲	+20.8%	+5
	Tenants Assertion	TA	19	▼	-26.9%	-7
	Abstract	AJ	18	▼	-37.9%	-11
	Motion for Judgment	MJ	17	▲	+13.3%	+2
	Counter Claim	CC	14	▼	-6.7%	-1
	Detinue	DT	6	▲	+20.0%	+1
	Petition-Restore Arms	PR	2	▲	-	+2
	Cross Claim	CR	1	▲	-	+1
	Overweight	OC	1	▲	-	+1
	Restricted Operators License	RL	0	▼	-100.0%	-1
Total			8,302	▲	4.3%	+346
Civil Commitments	Temporary Detention Order	TD	319	▼	-2.7%	-9
	Mental Commitment	MC	256	▲	+7.6%	+18
	Emergency Custody Order	EC	116	▲	+6.4%	+7
	Petition	PT	30	▲	+100.0%	+15
	Other	OT	26	▲	+766.7%	+23
Total			747	▲	7.8%	+54
GRAND TOTAL			21,803	▲	4.0%	+844

Filings by Major Case Category**

Category	Summary	Change	% Change	Absolute Change
Felony	983	▼	-4.8%	-50
Garnishment	1,081	▼	-5.9%	-68
General Civil	2,524	▲	+25.4%	+512

* Compared to same time period as previous year

** Case Type Categories are defined in the 2017 Virginia Judicial Workload Assessment

The data reported reflect the case management system. The case types reported may not necessitate judicial involvement.

CPSS - GCMS CASELOAD STATISTICS OF THE GENERAL DISTRICT COURTS
 January 2024 thru November 2024 Filings (Compared to January 2023 thru November 2023)

Alexandria


District: 18 FIPS: 510

Infraction/Civil Violation	7,507	▲	+7.7%	+538
Involuntary Civil Commitments	56	▲	+211.1%	+38
Landlord /Tenant	3,916	▼	-3.4%	-137
Misdemeanor	3,816	▼	-1.1%	-44
Other	1,544	▲	+2.7%	+40
Protective Orders	376	▲	+4.2%	+15
GRAND TOTAL	21,803	▲	4.0%	+844

* Compared to same time period as previous year

** Case Type Categories are defined in the 2017 Virginia Judicial Workload Assessment

The data reported reflect the case management system. The case types reported may not necessitate judicial involvement.

2024 Overall GRAND TOTAL		Distribution of Caseload			Change*		Percentage (%) of Caseload		
219,992 +26,373 	Criminal	28,111	13%	15.0% ▲	+3,673	Criminal	2023: 12.6%	2024: 12.8%	
	Traffic	154,923	70%	12.3% ▲	+17,029	Traffic	71.2%	70.4%	
	Civil	32,869	15%	18.0% ▲	+5,020	Civil	14.4%	14.9%	
	Civil Commitments	4,089	2%	18.9% ▲	+651	Civil Commitments	1.8%	1.9%	
	GRAND TOTAL	219,992	100%	13.6% ▲	+26,373	GRAND TOTAL	100%	100%	

Filings by Division & Code

Division	Case Type Description	Code	Summary	Change	% Change	Absolute Change
Criminal	Misdemeanor	M	15,029	▲	+17.2%	+2,204
	Felony	F	9,613	▲	+5.4%	+490
	Capias	CA	2,495	▲	+52.7%	+861
	Show Cause	SC	671	▲	+12.6%	+75
	Civil Violation	CV	294	▲	+19.5%	+48
	Motion	MO	9	▼	-35.7%	-5
	Total			28,111	▲	15.0%
Traffic	Infraction	I	135,714	▲	+14.5%	+17,143
	Misdemeanor	M	16,894	▼	0.0%	-7
	Capias	CA	777	▼	-9.8%	-84
	Show Cause	SC	532	▼	-1.3%	-7
	Felony	F	477	▲	+23.9%	+92
	Civil Violation	CV	319	▼	-7.8%	-27
	Motion	MO	186	▼	-31.9%	-87
	Restricted Operators License	RL	21	▲	+50.0%	+7
	Other	O	3	▼	-25.0%	-1
Total			154,923	▲	12.3%	+17,029
Civil	Warrant in Debt	WD	14,908	▲	+36.9%	+4,020
	Unlawful Detainer	UD	7,861	▲	+7.8%	+570
	Garnishment	GA	5,685	▲	+10.2%	+524
	Admin License	AL	1,271	▼	-1.0%	-13
	Other	OT	485	▲	+18.3%	+75
	Preliminary Protective Order	PP	478	▼	-5.2%	-26
	Protective Order	PO	406	▲	+12.8%	+46
	Show Cause	SC	338	▲	+5.6%	+18
	Interrogatory	IN	293	▲	+10.2%	+27
	Zoning Violation	ZO	199	▲	+14.4%	+25
	Bond Forfeiture	BF	191	▼	-27.4%	-72
	Impoundment	IM	143	▼	-19.2%	-34
	Motion for Judgment	MJ	139	▲	+4.5%	+6
	Counter Claim	CC	101	▼	-13.7%	-16
	Abstract	AJ	99	▼	-40.7%	-68
	Overweight	OC	94	▼	-38.2%	-58
	Detinue	DT	72	▲	+14.3%	+9
	Tenants Assertion	TA	65	▼	-16.7%	-13
	Capias	CA	22	▼	-18.5%	-5
	Petition-Restore Arms	PR	12	▲	+200.0%	+8
Cross Claim	CR	4	▼	-20.0%	-1	
Third Party Claim	TH	3	▼	-40.0%	-2	
Total			32,869	▲	18.0%	+5,020
Civil Commitments	Temporary Detention Order	TD	1,816	▲	+14.0%	+223
	Mental Commitment	MC	1,785	▲	+24.0%	+346
	Emergency Custody Order	EC	283	▼	-7.2%	-22
	Other	OT	146	▲	+131.7%	+83
	Medical Emergency Temporary Detention Order	MT	42	▲	+10.5%	+4
	Petition	PT	17	▲	-	+17
Total			4,089	▲	18.9%	+651
GRAND TOTAL			219,992	▲	13.6%	+26,373

* Compared to same time period as previous year

** Case Type Categories are defined in the 2017 Virginia Judicial Workload Assessment

The data reported reflect the case management system. The case types reported may not necessitate judicial involvement.



Filings by Major Case Category**

Category	Summary	Change	% Change	Absolute Change
Felony	10,090	▲	+6.1%	+582
Garnishment	5,978	▲	+10.2%	+551
General Civil	15,164	▲	+36.2%	+4,034
Infraction/Civil Violation	136,424	▼	+14.3%	+17,105
Involuntary Civil Commitments	163	▲	+158.7%	+100
Landlord /Tenant	7,926	▼	+7.6%	+557
Misdemeanor	32,143	▲	+7.5%	+2,229
Other	11,220	▼	+11.9%	+1,195
Protective Orders	884	▲	+2.3%	+20
GRAND TOTAL	219,992	▲	13.6%	+26,373

* Compared to same time period as previous year

** Case Type Categories are defined in the 2017 Virginia Judicial Workload Assessment

The data reported reflect the case management system. The case types reported may not necessitate judicial involvement.

2024 Overall GRAND TOTAL		Distribution of Caseload			Change*		Percentage (%) of Caseload		
2024 	5,003	Criminal	753	15%	46.8% ▲	+240	Criminal	2023	2024
		Traffic	4,196	84%	-3.0% ▼	-128	Traffic	10.5%	15.1%
2023 	+131	Civil	54	1%	54.3% ▲	+19	Civil	88.8%	83.9%
		GRAND TOTAL	5,003	100%	2.7% ▲	+131	GRAND TOTAL	100%	100%

Filings by Division & Code

Division	Case Type Description	Code	Summary	Change	% Change	Absolute Change
Criminal	Misdemeanor	M	653	▲	+44.5%	+201
	Capias	CA	81	▲	+72.3%	+34
	Show Cause	SC	17	▲	+88.9%	+8
	Civil Violation	CV	2	▼	-50.0%	-2
	Felony	F	0	▼	-100.0%	-1
	Total			753	▲	46.8%
Traffic	Infraction	I	3,609	▼	-3.3%	-122
	Misdemeanor	M	475	▲	+8.2%	+36
	Civil Violation	CV	66	▼	-41.1%	-46
	Capias	CA	30	▲	+57.9%	+11
	Show Cause	SC	16	▼	-30.4%	-7
	Total			4,196	▼	-3.0%
Civil	Admin License	AL	41	▲	+41.4%	+12
	Zoning Violation	ZO	6	▲	+20.0%	+1
	Impoundment	IM	3	▲	+200.0%	+2
	Bond Forfeiture	BF	2	▲	-	+2
	Protective Order	PO	2	▲	-	+2
	Total			54	▲	54.3%
GRAND TOTAL			5,003	▲	2.7%	+131

Filings by Major Case Category**

Category	Summary	Change	% Change	Absolute Change
Felony	0	▼	-100.0%	-1
Infraction/Civil Violation	3,677	▼	-4.4%	-170
Misdemeanor	1,134	▲	+26.6%	+238
Other	190	▲	+48.4%	+62
Protective Orders	2	▲	-	+2
GRAND TOTAL	5,003	▲	2.7%	+131

* Compared to same time period as previous year

** Case Type Categories are defined in the 2017 Virginia Judicial Workload Assessment

The data reported reflect the case management system. The case types reported may not necessitate judicial involvement.

2024 Overall GRAND TOTAL		Distribution of Caseload			Change*		Percentage (%) of Caseload		
22,426	+946	Criminal	1,934	9%	4.8% ▲	+89	Criminal	2023 8.6%	2024 8.6%
		Traffic	17,845	80%	2.3% ▲	+403	Traffic	81.2%	79.6%
2024		Civil	2,567	11%	22.2% ▲	+467	Civil	9.8%	11.4%
2023		Civil Commitments	80	0%	-14.0% ▼	-13	Civil Commitments	0.4%	0.4%
		GRAND TOTAL	22,426	100%	4.4% ▲	+946	GRAND TOTAL	100%	100%

Filings by Division & Code

Division	Case Type Description	Code	Summary	Change	% Change	Absolute Change
Criminal	Misdemeanor	M	1,068	▲	+2.5%	+26
	Felony	F	363	▼	-15.4%	-66
	Civil Violation	CV	197	▲	+38.7%	+55
	Show Cause	SC	164	▲	+57.7%	+60
	Capias	CA	135	▲	+5.5%	+7
	Restricted Operators License	RL	7	▲	-	+7
	Total			1,934	▲	4.8%
Traffic	Infraction	I	15,422	▲	+2.6%	+386
	Misdemeanor	M	2,279	▼	-2.1%	-48
	Civil Violation	CV	57	▲	+850.0%	+51
	Felony	F	38	▲	+22.6%	+7
	Capias	CA	29	▲	+3.6%	+1
	Show Cause	SC	19	▲	+46.2%	+6
	Other	O	1	↔	-	-
Total			17,845	▲	2.3%	+403
Civil	Warrant in Debt	WD	1,255	▲	+49.6%	+416
	Garnishment	GA	537	▲	+4.5%	+23
	Unlawful Detainer	UD	234	▲	+30.0%	+54
	Admin License	AL	172	▲	+10.3%	+16
	Other	OT	63	▼	-34.4%	-33
	Preliminary Protective Order	PP	56	▼	-28.2%	-22
	Protective Order	PO	52	▼	-16.1%	-10
	Interrogatory	IN	48	▲	+77.8%	+21
	Show Cause	SC	48	▲	+54.8%	+17
	Abstract	AJ	26	▲	+4.0%	+1
	Impoundment	IM	22	▼	-43.6%	-17
	Detinue	DT	13	▼	-7.1%	-1
	Zoning Violation	ZO	12	▲	+9.1%	+1
	Overweight	OC	8	↔	-	-
	Counter Claim	CC	7	▲	+75.0%	+3
	Motion for Judgment	MJ	5	▲	+66.7%	+2
	Tenants Assertion	TA	5	▼	-16.7%	-1
	Capias	CA	3	▲	+200.0%	+2
	Bond Forfeiture	BF	1	↔	-	-
	Petition-Restore Arms	PR	0	▼	-100.0%	-3
Restricted Operators License	RL	0	▼	-100.0%	-2	
Total			2,567	▲	22.2%	+467
Civil Commitments	Temporary Detention Order	TD	56	▼	-11.1%	-7
	Emergency Custody Order	EC	24	▼	-20.0%	-6
Total			80	▼	-14.0%	-13
GRAND TOTAL			22,426	▲	4.4%	+946

Filings by Major Case Category**

Category	Summary	Change	% Change	Absolute Change
Felony	401	▲	-12.8%	-59
Garnishment	585	▲	+8.1%	+44
General Civil	1,285	▼	+45.9%	+404

* Compared to same time period as previous year

** Case Type Categories are defined in the 2017 Virginia Judicial Workload Assessment

The data reported reflect the case management system. The case types reported may not necessitate judicial involvement.



CPSS - GCMS CASELOAD STATISTICS OF THE GENERAL DISTRICT COURTS
 January 2024 thru November 2024 Filings (Compared to January 2023 thru November 2023)

Infraction/Civil Violation	15,685	▲	+3.2%	+492
Landlord /Tenant	239	▲	+28.5%	+53
Misdemeanor	3,366	▲	-0.5%	-16
Other	757	▲	+8.6%	+60
Protective Orders	108	▼	-22.9%	-32
GRAND TOTAL	22,426	▲	4.4%	+946

* Compared to same time period as previous year

** Case Type Categories are defined in the 2017 Virginia Judicial Workload Assessment

The data reported reflect the case management system. The case types reported may not necessitate judicial involvement.

2024 Overall GRAND TOTAL		Distribution of Caseload			Change*		Percentage (%) of Caseload		
56,027	-454	Criminal	6,410	11%	12.8% ▲	+726	Criminal	2023	2024
		Traffic	33,559	60%	0.7% ▲	+219	Traffic	10.1%	11.4%
		Civil	15,268	27%	-8.2% ▼	-1,355	Civil	59.0%	59.9%
		Civil Commitments	790	1%	-5.3% ▼	-44	Civil Commitments	29.4%	27.3%
		GRAND TOTAL	56,027	100%	-0.8% ▼	-454	GRAND TOTAL	1.5%	1.4%
							GRAND TOTAL	100%	100%

Filings by Division & Code

Division	Case Type Description	Code	Summary	Change	% Change	Absolute Change
Criminal	Misdemeanor	M	3,512	▲	+16.3%	+491
	Felony	F	1,716	▲	+7.3%	+116
	Capias	CA	516	▲	+11.9%	+55
	Show Cause	SC	355	▲	+19.5%	+58
	Civil Violation	CV	311	▲	+2.0%	+6
	Total			6,410	▲	12.8%
Traffic	Infraction	I	29,069	▼	-0.1%	-35
	Misdemeanor	M	4,255	▲	+5.1%	+208
	Capias	CA	125	▲	+50.6%	+42
	Felony	F	62	▼	-10.1%	-7
	Show Cause	SC	34	▲	+9.7%	+3
	Civil Violation	CV	10	▲	-	+10
	Other	O	2	▲	-	+2
	Restricted Operators License	RL	2	▼	-66.7%	-4
	Total			33,559	▲	0.7%
Civil	Warrant in Debt	WD	9,578	▲	+0.9%	+88
	Garnishment	GA	2,523	▼	-40.9%	-1,749
	Unlawful Detainer	UD	1,501	▲	+9.2%	+127
	Admin License	AL	413	▲	+31.1%	+98
	Interrogatory	IN	284	▲	+15.4%	+38
	Show Cause	SC	261	▲	+11.1%	+26
	Preliminary Protective Order	PP	200	▲	+7.5%	+14
	Protective Order	PO	171	▼	-2.3%	-4
	Other	OT	120	▲	-6.3%	-8
	Impoundment	IM	51	▲	+41.7%	+15
	Abstract	AJ	33	▼	-40.0%	-22
	Capias	CA	27	▲	+35.0%	+7
	Bond Forfeiture	BF	25	▲	+25.0%	+5
	Counter Claim	CC	24	▲	+4.3%	+1
	Tenants Assertion	TA	20	▲	+53.8%	+7
	Detinue	DT	14	↔	-	-
	Motion for Judgment	MJ	10	▲	+100.0%	+5
	Overweight	OC	7	↔	-	-
	Mechanic's Lien	ML	3	↔	-	-
	Petition-Restore Arms	PR	2	▲	+100.0%	+1
	Cross Claim	CR	1	↔	-	-
	Interrogatory-Not	IC	0	▼	-100.0%	-1
	Restricted Operators License	RL	0	▼	-100.0%	-1
Third Party Claim	TH	0	▼	-100.0%	-2	
Total			15,268	▼	-8.2%	-1,355
Civil Commitments	Temporary Detention Order	TD	351	▼	-3.6%	-13
	Mental Commitment	MC	330	▲	+5.4%	+17
	Emergency Custody Order	EC	84	▼	-33.3%	-42
	Other	OT	16	▼	-36.0%	-9
	Medical Emergency Temporary Detention Order	MT	5	▲	+66.7%	+2
	Petition	PT	4	▲	+100.0%	+2
	Medical Emergency Custody Order	ME	0	▼	-100.0%	-1
	Total			790	▼	-5.3%
GRAND TOTAL			56,027	▼	-0.8%	-454

* Compared to same time period as previous year

** Case Type Categories are defined in the 2017 Virginia Judicial Workload Assessment

The data reported reflect the case management system. The case types reported may not necessitate judicial involvement.



Filings by Major Case Category**

Category	Summary	Change	% Change	Absolute Change
Felony	1,778	▼	+6.5%	+109
Garnishment	2,807	▼	-37.9%	-1,711
General Civil	9,637	▲	+1.0%	+98
Infraction/Civil Violation	29,399	▲	-0.1%	-17
Involuntary Civil Commitments	20	▲	-25.9%	-7
Landlord /Tenant	1,521	▲	+9.7%	+134
Misdemeanor	7,769	▼	+9.8%	+694
Other	2,725	▼	+9.5%	+236
Protective Orders	371	▲	+2.8%	+10
GRAND TOTAL	56,027	▼	-0.8%	-454

* Compared to same time period as previous year

** Case Type Categories are defined in the 2017 Virginia Judicial Workload Assessment

The data reported reflect the case management system. The case types reported may not necessitate judicial involvement.

2024 Overall GRAND TOTAL		Distribution of Caseload			Change*		Percentage (%) of Caseload		
4,325	+162	Criminal	340	8%	33.3% ▲	+85	Criminal	2023 6.1%	2024 7.9%
		Traffic	3,770	87%	1.9% ▲	+69	Traffic	88.9%	87.2%
2024 		Civil	211	5%	5.5% ▲	+11	Civil	4.8%	4.9%
2023 		Civil Commitments	4	0%	-42.9% ▼	-3	Civil Commitments	0.2%	0.1%
		GRAND TOTAL	4,325	100%	3.9% ▲	+162	GRAND TOTAL	100%	100%

Filings by Division & Code

Division	Case Type Description	Code	Summary	Change	% Change	Absolute Change
Criminal	Misdemeanor	M	197	▲	+71.3%	+82
	Felony	F	92	▲	+29.6%	+21
	Capias	CA	25	▲	+19.0%	+4
	Show Cause	SC	17	▼	-51.4%	-18
	Civil Violation	CV	9	▼	-30.8%	-4
	Total			340	▲	33.3%
Traffic	Infraction	I	3,195	▲	+0.8%	+25
	Misdemeanor	M	558	▲	+9.6%	+49
	Felony	F	9	▲	+28.6%	+2
	Capias	CA	5	▼	-37.5%	-3
	Show Cause	SC	2	▼	-50.0%	-2
	Restricted Operators License	RL	1	▼	-50.0%	-1
	Other	O	0	▼	-100.0%	-1
	Total			3,770	▲	1.9%
Civil	Warrant in Debt	WD	99	▲	+86.8%	+46
	Admin License	AL	40	▲	+2.6%	+1
	Garnishment	GA	32	↔	-	-
	Impoundment	IM	18	▼	-48.6%	-17
	Unlawful Detainer	UD	9	▼	-10.0%	-1
	Preliminary Protective Order	PP	4	▼	-55.6%	-5
	Abstract	AJ	2	▲	-	+2
	Detinue	DT	2	▲	-	+2
	Protective Order	PO	2	▼	-80.0%	-8
	Counter Claim	CC	1	▼	-50.0%	-1
	Interrogatory	IN	1	▲	-	+1
	Other	OT	1	▼	-90.0%	-9
	Total			211	▲	5.5%
Civil Commitments	Temporary Detention Order	TD	4	↔	-	-
	Emergency Custody Order	EC	0	▼	-100.0%	-2
	Mental Commitment	MC	0	▼	-100.0%	-1
Total			4	▼	-42.9%	-3
GRAND TOTAL			4,325	▲	3.9%	+162

Filings by Major Case Category**



Category	Summary	Change	% Change	Absolute Change
Felony	101	▲	+29.5%	+23
Garnishment	33	▲	+3.1%	+1
General Civil	101	▲	+83.6%	+46
Infraction/Civil Violation	3,204	▼	+0.6%	+20
Landlord /Tenant	9	▼	-10.0%	-1
Misdemeanor	756	▲	+20.8%	+130
Other	115	▲	-27.7%	-44
Protective Orders	6	▼	-68.4%	-13
GRAND TOTAL	4,325	▲	3.9%	+162

* Compared to same time period as previous year

** Case Type Categories are defined in the 2017 Virginia Judicial Workload Assessment

The data reported reflect the case management system. The case types reported may not necessitate judicial involvement.

* Compared to same time period as previous year ** Case Type Categories are defined in the 2017 Virginia Judicial Workload Assessment
The data reported reflect the case management system. The case types reported may not necessitate judicial involvement.

2024 Overall GRAND TOTAL		Distribution of Caseload			Change*		Percentage (%) of Caseload		
11,256	+1,551	Criminal	1,611	14%	4.8% ▲	+74	Criminal	2023	2024
		Traffic	6,354	56%	21.0% ▲	+1,104	Traffic	15.8%	14.3%
		Civil	3,057	27%	14.5% ▲	+386	Civil	54.1%	56.4%
		Civil Commitments	234	2%	-5.3% ▼	-13	Civil Commitments	27.5%	27.2%
		GRAND TOTAL	11,256	100%	16.0% ▲	+1,551	GRAND TOTAL	2.5%	2.1%
							GRAND TOTAL	100%	100%

Filings by Division & Code

Division	Case Type Description	Code	Summary	Change	% Change	Absolute Change
Criminal	Misdemeanor	M	881	▼	-0.7%	-6
	Felony	F	481	▲	+12.9%	+55
	Civil Violation	CV	118	▲	+37.2%	+32
	Capias	CA	87	▲	+3.6%	+3
	Show Cause	SC	44	▼	-18.5%	-10
	Total			1,611	▲	4.8%
Traffic	Infraction	I	4,622	▲	+24.1%	+899
	Misdemeanor	M	1,639	▲	+16.2%	+228
	Show Cause	SC	39	▼	-23.5%	-12
	Felony	F	30	↔		-
	Capias	CA	17	▼	-32.0%	-8
	Civil Violation	CV	7	▼	-30.0%	-3
Total			6,354	▲	21.0%	+1,104
Civil	Warrant in Debt	WD	1,397	▲	+59.3%	+520
	Garnishment	GA	710	▼	-6.3%	-48
	Unlawful Detainer	UD	448	▼	-4.1%	-19
	Detinue	DT	124	▲	+14.8%	+16
	Other	OT	112	▼	-19.4%	-27
	Protective Order	PO	76	▼	-15.6%	-14
	Preliminary Protective Order	PP	69	▼	-21.6%	-19
	Bond Forfeiture	BF	43	▼	-8.5%	-4
	Admin License	AL	40	▼	-25.9%	-14
	Overweight	OC	8	▲	+166.7%	+5
	Tenants Assertion	TA	8	▲	+166.7%	+5
	Abstract	AJ	7	▼	-12.5%	-1
	Impoundment	IM	7	▼	-36.4%	-4
	Interrogatory	IN	5	▼	-50.0%	-5
	Show Cause	SC	3	▲	+200.0%	+2
	Counter Claim	CC	0	▼	-100.0%	-1
	Distress Seizure	DS	0	▼	-100.0%	-1
	Petition to Require Blood Test	BT	0	▼	-100.0%	-1
	Petition-Restore Arms	PR	0	▼	-100.0%	-3
Third Party Claim	TH	0	▼	-100.0%	-1	
Total			3,057	▲	14.5%	+386
Civil Commitments	Temporary Detention Order	TD	123	▼	-1.6%	-2
	Emergency Custody Order	EC	77	▼	-3.8%	-3
	Mental Commitment	MC	34	▼	-19.0%	-8
Total			234	▼	-5.3%	-13
GRAND TOTAL			11,256	▲	16.0%	+1,551

Filings by Major Case Category**

Category	Summary	Change	% Change	Absolute Change
Felony	511	▲	+12.1%	+55
Garnishment	715	▼	-6.9%	-53
General Civil	1,527	▼	+53.5%	+532
Infraction/Civil Violation	4,755	▲	+24.4%	+933

* Compared to same time period as previous year

** Case Type Categories are defined in the 2017 Virginia Judicial Workload Assessment

The data reported reflect the case management system. The case types reported may not necessitate judicial involvement.

CPSS - GCMS CASELOAD STATISTICS OF THE GENERAL DISTRICT COURTS
 January 2024 thru November 2024 Filings (Compared to January 2023 thru November 2023)

Landlord /Tenant	456	▲	-3.0%	-14
Misdemeanor	2,520	▲	+9.7%	+222
Other	627	▼	-12.7%	-91
Protective Orders	145	▼	-18.5%	-33
GRAND TOTAL	11,256	▲	16.0%	+1,551

* Compared to same time period as previous year

** Case Type Categories are defined in the 2017 Virginia Judicial Workload Assessment

The data reported reflect the case management system. The case types reported may not necessitate judicial involvement.

2024 Overall GRAND TOTAL		Distribution of Caseload			Change*		Percentage (%) of Caseload			
4,442	-797	Criminal	720	16%	-21.8%	▼	-201	Criminal	2023: 17.6%	2024: 16.2%
		Traffic	2,276	51%	-23.4%	▼	-697	Traffic	56.7%	51.2%
2024		Civil	1,236	28%	11.6%	▲	+128	Civil	21.1%	27.8%
2023		Civil Commitments	210	5%	-11.4%	▼	-27	Civil Commitments	4.5%	4.7%
		GRAND TOTAL	4,442	100%	-15.2%	▼	-797	GRAND TOTAL	100%	100%

Filings by Division & Code

Division	Case Type Description	Code	Summary	Change	% Change	Absolute Change
Criminal	Misdemeanor	M	391	▼	-20.0%	-98
	Felony	F	222	▼	-33.7%	-113
	Show Cause	SC	55	▲	+44.7%	+17
	Capias	CA	41	▼	-18.0%	-9
	Civil Violation	CV	11	▲	+22.2%	+2
	Total			720	▼	-21.8%
Traffic	Infraction	I	1,632	▼	-25.9%	-569
	Misdemeanor	M	582	▼	-14.5%	-99
	Show Cause	SC	28	▼	-40.4%	-19
	Capias	CA	14	▼	-26.3%	-5
	Felony	F	14	↔		-
	Civil Violation	CV	6	▼	-45.5%	-5
Total			2,276	▼	-23.4%	-697
Civil	Warrant in Debt	WD	465	▲	+100.4%	+233
	Unlawful Detainer	UD	336	↔		-
	Garnishment	GA	276	▼	-28.7%	-111
	Other	OT	49	▲	+28.9%	+11
	Admin License	AL	40	▲	+37.9%	+11
	Bond Forfeiture	BF	17	▼	-34.6%	-9
	Preliminary Protective Order	PP	15	▼	-6.3%	-1
	Protective Order	PO	14	▲	+16.7%	+2
	Impoundment	IM	11	↔		-
	Detinue	DT	4	↔		-
	Abstract	AJ	3	▼	-25.0%	-1
	Interrogatory	IN	3	▼	-57.1%	-4
	Show Cause	SC	2	▼	-50.0%	-2
	Tenants Assertion	TA	1	▼	-50.0%	-1
Total			1,236	▲	11.6%	+128
Civil Commitments	Emergency Custody Order	EC	82	▼	-28.7%	-33
	Temporary Detention Order	TD	67	▼	-1.5%	-1
	Mental Commitment	MC	60	▲	+11.1%	+6
	Other	OT	1	▲	-	+1
Total			210	▼	-11.4%	-27
GRAND TOTAL			4,442	▼	-15.2%	-797

Filings by Major Case Category**

Category	Summary	Change	% Change	Absolute Change
Felony	236	▼	-32.4%	-113
Garnishment	279	▼	-29.2%	-115
General Civil	472	▲	+97.5%	+233
Infraction/Civil Violation	1,649	▼	-25.8%	-572
Involuntary Civil Commitments	1	▲	-	+1
Landlord /Tenant	337	▼	-0.3%	-1
Misdemeanor	973	▼	-16.8%	-197
Other	466	▼	-6.8%	-34

* Compared to same time period as previous year

** Case Type Categories are defined in the 2017 Virginia Judicial Workload Assessment

The data reported reflect the case management system. The case types reported may not necessitate judicial involvement.

CPSS - GCMS CASELOAD STATISTICS OF THE GENERAL DISTRICT COURTS
 January 2024 thru November 2024 Filings (Compared to January 2023 thru November 2023)

Martinsville



District: 21 FIPS: 690

Protective Orders	29	▲	+3.6%	+1
GRAND TOTAL	4,442	▼	-15.2%	-797

* Compared to same time period as previous year

** Case Type Categories are defined in the 2017 Virginia Judicial Workload Assessment

The data reported reflect the case management system. The case types reported may not necessitate judicial involvement.

2024 Overall GRAND TOTAL		Distribution of Caseload			Change*		Percentage (%) of Caseload		
3,099	+337	Criminal	521	17%	20.0% ▲	+87	Criminal	2023	2024
		Traffic	2,060	66%	9.2% ▲	+173	Traffic	15.7%	16.8%
		Civil	498	16%	26.7% ▲	+105	Civil	68.3%	66.5%
		Civil Commitments	20	1%	-58.3% ▼	-28	Civil Commitments	14.2%	16.1%
		GRAND TOTAL	3,099	100%	12.2% ▲	+337	GRAND TOTAL	1.7%	0.6%
							GRAND TOTAL	100%	100%

Filings by Division & Code

Division	Case Type Description	Code	Summary	Change	% Change	Absolute Change
Criminal	Misdemeanor	M	334	▲	+35.2%	+87
	Felony	F	129	▲	+16.2%	+18
	Capias	CA	31	↔		-
	Show Cause	SC	17	▼	-43.3%	-13
	Civil Violation	CV	10	▼	-33.3%	-5
	Total			521	▲	20.0%
Traffic	Infraction	I	1,605	▲	+11.4%	+164
	Misdemeanor	M	443	▲	+2.5%	+11
	Felony	F	7	↔		-
	Capias	CA	3	▼	-40.0%	-2
	Show Cause	SC	2	↔		-
	Total			2,060	▲	9.2%
Civil	Warrant in Debt	WD	258	▲	+69.7%	+106
	Garnishment	GA	94	▼	-3.1%	-3
	Other	OT	35	▲	+94.4%	+17
	Unlawful Detainer	UD	28	▼	-47.2%	-25
	Preliminary Protective Order	PP	27	▲	+58.8%	+10
	Protective Order	PO	19	▲	+58.3%	+7
	Admin License	AL	12	▲	+71.4%	+5
	Detinue	DT	8	▲	+300.0%	+6
	Bond Forfeiture	BF	6	▼	-62.5%	-10
	Abstract	AJ	4	▲	-	+4
	Impoundment	IM	3	▲	-	+3
	Counter Claim	CC	2	▲	-	+2
	Overweight	OC	1	▼	-93.8%	-15
	Petition-Restore Arms	PR	1	▲	-	+1
	Capias	CA	0	▼	-100.0%	-1
	Interrogatory	IN	0	▼	-100.0%	-1
Motion for Judgment	MJ	0	▼	-100.0%	-1	
Total			498	▲	26.7%	+105
Civil Commitments	Temporary Detention Order	TD	18	▼	-48.6%	-17
	Emergency Custody Order	EC	2	▼	-84.6%	-11
	Total		20	▼	-58.3%	-28
GRAND TOTAL			3,099	▲	12.2%	+337

Filings by Major Case Category**

Category	Summary	Change	% Change	Absolute Change
Felony	136	▲	+15.3%	+18
Garnishment	94	▼	-4.1%	-4
General Civil	269	▲	+73.5%	+114
Infraction/Civil Violation	1,616	▼	+9.8%	+144
Landlord /Tenant	28	▼	-47.2%	-25
Misdemeanor	777	▲	+14.4%	+98
Other	133	▲	-15.8%	-25
Protective Orders	46	▲	+58.6%	+17

* Compared to same time period as previous year

** Case Type Categories are defined in the 2017 Virginia Judicial Workload Assessment

The data reported reflect the case management system. The case types reported may not necessitate judicial involvement.



CPSS - GCMS CASELOAD STATISTICS OF THE GENERAL DISTRICT COURTS
January 2024 thru November 2024 Filings (Compared to January 2023 thru November 2023)

<i>GRAND TOTAL</i>	3,099	▲	12.2%	+337
---------------------------	--------------	---	-------	------

* Compared to same time period as previous year

** Case Type Categories are defined in the 2017 Virginia Judicial Workload Assessment

The data reported reflect the case management system. The case types reported may not necessitate judicial involvement.

2024 Overall GRAND TOTAL		Distribution of Caseload			Change*		Percentage (%) of Caseload		
14,024	+299	Criminal	3,711	26%	4.5% ▲	+161	Criminal	2023 25.9%	2024 26.5%
		Traffic	4,520	32%	-1.3% ▼	-58	Traffic	33.4%	32.2%
2024 		Civil	4,686	33%	2.2% ▲	+103	Civil	33.4%	33.4%
2023 		Civil Commitments	1,107	8%	9.2% ▲	+93	Civil Commitments	7.4%	7.9%
		GRAND TOTAL	14,024	100%	2.2% ▲	+299	GRAND TOTAL	100%	100%

Filings by Division & Code

Division	Case Type Description	Code	Summary	Change	% Change	Absolute Change
Criminal	Misdemeanor	M	2,292	▲	+3.7%	+82
	Felony	F	914	▲	+13.1%	+106
	Capias	CA	339	▼	-5.8%	-21
	Show Cause	SC	92	▲	+5.7%	+5
	Civil Violation	CV	68	▼	-4.2%	-3
	Restricted Operators License	RL	4	▼	-69.2%	-9
	Motion	MO	2	▲	+100.0%	+1
	Total			3,711	▲	4.5%
Traffic	Infraction	I	3,224	▼	-0.9%	-30
	Misdemeanor	M	1,208	▼	-0.7%	-9
	Capias	CA	54	▼	-18.2%	-12
	Felony	F	27	↔		-
	Civil Violation	CV	2	▲	-	+2
	Restricted Operators License	RL	2	▼	-77.8%	-7
	Show Cause	SC	2	▼	-60.0%	-3
	Other	O	1	▲	-	+1
Total			4,520	▼	-1.3%	-58
Civil	Warrant in Debt	WD	1,801	▲	+50.2%	+602
	Unlawful Detainer	UD	1,060	▼	-11.3%	-135
	Garnishment	GA	873	▼	-8.9%	-85
	Detinue	DT	365	▼	-39.9%	-242
	Other	OT	302	▼	+3.1%	+9
	Preliminary Protective Order	PP	101	▲	+12.2%	+11
	Protective Order	PO	86	▼	-9.5%	-9
	Admin License	AL	48	▼	-4.0%	-2
	Bond Forfeiture	BF	26	▼	-36.6%	-15
	Impoundment	IM	7	▼	-22.2%	-2
	Abstract	AJ	6	▼	-60.0%	-9
	Tenants Assertion	TA	5	▼	-37.5%	-3
	Motion for Judgment	MJ	3	▼	-25.0%	-1
	Interrogatory	IN	2	▼	-71.4%	-5
	Counter Claim	CC	1	▼	-50.0%	-1
	Mechanic's Lien	ML	0	▼	-100.0%	-1
	Petition-Restore Arms	PR	0	▼	-100.0%	-5
Show Cause	SC	0	▼	-100.0%	-4	
Total			4,686	▲	2.2%	+103
Civil Commitments	Mental Commitment	MC	514	▲	+8.7%	+41
	Temporary Detention Order	TD	253	▲	+17.1%	+37
	Other	OT	219	▲	+23.0%	+41
	Emergency Custody Order	EC	107	▼	-20.7%	-28
	Petition	PT	11	▲	+37.5%	+3
	Medical Emergency Temporary Detention Order	MT	3	↔		-
	Medical Emergency Custody Order	ME	0	▼	-100.0%	-1
Total			1,107	▲	9.2%	+93
GRAND TOTAL			14,024	▲	2.2%	+299

* Compared to same time period as previous year

** Case Type Categories are defined in the 2017 Virginia Judicial Workload Assessment

The data reported reflect the case management system. The case types reported may not necessitate judicial involvement.



Filings by Major Case Category**

Category	Summary	Change	% Change	Absolute Change
Felony	941	▲	+12.7%	+106
Garnishment	875	▼	-9.3%	-90
General Civil	2,175	▼	+18.7%	+343
Infraction/Civil Violation	3,295	▲	-0.9%	-30
Involuntary Civil Commitments	230	▲	+23.7%	+44
Landlord /Tenant	1,065	▼	-11.5%	-138
Misdemeanor	3,506	▼	+1.7%	+57
Other	1,750	▼	+0.3%	+5
Protective Orders	187	▲	+1.1%	+2
GRAND TOTAL	14,024	▲	2.2%	+299

* Compared to same time period as previous year

** Case Type Categories are defined in the 2017 Virginia Judicial Workload Assessment

The data reported reflect the case management system. The case types reported may not necessitate judicial involvement.

2024 Overall GRAND TOTAL		Distribution of Caseload			Change*		Percentage (%) of Caseload		
11,391	+1,489	Criminal	1,811	16%	-1.2% ▼	-22	Criminal	2023	2024
		Traffic	6,928	61%	18.4% ▲	+1,076	Traffic	18.5%	15.9%
		Civil	2,472	22%	22.5% ▲	+454	Civil	59.1%	60.8%
		Civil Commitments	180	2%	-9.5% ▼	-19	Civil Commitments	20.4%	21.7%
		GRAND TOTAL	11,391	100%	15.0% ▲	+1,489	GRAND TOTAL	100%	100%

Filings by Division & Code

Division	Case Type Description	Code	Summary	Change	% Change	Absolute Change
Criminal	Misdemeanor	M	1,219	▲	+6.9%	+79
	Felony	F	363	▼	-18.1%	-80
	Capias	CA	109	▼	-16.8%	-22
	Civil Violation	CV	72	▲	+35.8%	+19
	Show Cause	SC	48	▼	-27.3%	-18
	Total			1,811	▼	-1.2%
Traffic	Infraction	I	5,811	▲	+17.3%	+858
	Misdemeanor	M	1,065	▲	+27.2%	+228
	Capias	CA	36	▲	+33.3%	+9
	Felony	F	12	▼	-61.3%	-19
	Civil Violation	CV	3	▼	-25.0%	-1
	Show Cause	SC	1	▲	-	+1
Total			6,928	▲	18.4%	+1,076
Civil	Warrant in Debt	WD	1,215	▲	+57.2%	+442
	Garnishment	GA	593	▼	-0.5%	-3
	Unlawful Detainer	UD	199	▼	-26.0%	-70
	Other	OT	125	▼	+14.7%	+16
	Detinue	DT	63	▲	+10.5%	+6
	Admin License	AL	60	▲	+5.3%	+3
	Preliminary Protective Order	PP	58	▲	+41.5%	+17
	Interrogatory	IN	52	▲	+48.6%	+17
	Show Cause	SC	23	▲	+109.1%	+12
	Impoundment	IM	22	▲	+29.4%	+5
	Bond Forfeiture	BF	19	▼	-13.6%	-3
	Abstract	AJ	16	▲	+220.0%	+11
	Protective Order	PO	12	▲	+9.1%	+1
	Counter Claim	CC	5	▲	+25.0%	+1
	Overweight	OC	4	▲	-	+4
	Petition-Restore Arms	PR	3	▲	+50.0%	+1
	Capias	CA	1	▲	-	+1
	Motion for Judgment	MJ	1	▲	-	+1
	Tenants Assertion	TA	1	▼	-87.5%	-7
Third Party Claim	TH	0	▼	-100.0%	-1	
Total			2,472	▲	22.5%	+454
Civil Commitments	Temporary Detention Order	TD	103	▲	+2.0%	+2
	Emergency Custody Order	EC	70	▼	-15.7%	-13
	Mental Commitment	MC	5	▼	-64.3%	-9
	Medical Emergency Temporary Detention Order	MT	1	▲	-	+1
	Other	OT	1	▲	-	+1
	Petition	PT	0	▼	-100.0%	-1
Total			180	▼	-9.5%	-19
GRAND TOTAL			11,391	▲	15.0%	+1,489

* Compared to same time period as previous year

** Case Type Categories are defined in the 2017 Virginia Judicial Workload Assessment

The data reported reflect the case management system. The case types reported may not necessitate judicial involvement.



Filings by Major Case Category**

Category	Summary	Change	% Change	Absolute Change
Felony	375	▼	-20.9%	-99
Garnishment	645	▲	+2.2%	+14
General Civil	1,285	▲	+53.3%	+447
Infraction/Civil Violation	5,890	▲	+17.6%	+880
Involuntary Civil Commitments	1	▲		0
Landlord /Tenant	200	▼	-27.8%	-77
Misdemeanor	2,284	▲	+15.5%	+307
Other	641	▲	-0.2%	-1
Protective Orders	70	▲	+34.6%	+18
GRAND TOTAL	11,391	▲	15.0%	+1,489

* Compared to same time period as previous year

** Case Type Categories are defined in the 2017 Virginia Judicial Workload Assessment

The data reported reflect the case management system. The case types reported may not necessitate judicial involvement.

2024 Overall GRAND TOTAL		Distribution of Caseload			Change*		Percentage (%) of Caseload		
11,013	+1,340	Criminal	939	9%	11.7% ▲	+98	Criminal	2023 8.7%	2024 8.5%
		Traffic	7,182	65%	15.3% ▲	+955	Traffic	64.4%	65.2%
2024 		Civil	2,715	25%	11.3% ▲	+276	Civil	25.2%	24.7%
2023 		Civil Commitments	177	2%	6.6% ▲	+11	Civil Commitments	1.7%	1.6%
		GRAND TOTAL	11,013	100%	13.9% ▲	+1,340	GRAND TOTAL	100%	100%

Filings by Division & Code

Division	Case Type Description	Code	Summary	Change	% Change	Absolute Change
Criminal	Misdemeanor	M	585	▲	+6.0%	+33
	Felony	F	236	▲	+41.3%	+69
	Capias	CA	66	▲	+13.8%	+8
	Show Cause	SC	33	▲	+26.9%	+7
	Civil Violation	CV	19	▼	-50.0%	-19
	Total			939	▲	11.7%
Traffic	Infraction	I	5,913	▲	+11.1%	+591
	Misdemeanor	M	1,219	▲	+40.3%	+350
	Capias	CA	28	▲	+21.7%	+5
	Felony	F	14	▲	+40.0%	+4
	Show Cause	SC	7	▲	+133.3%	+4
	Civil Violation	CV	1	▲	-	+1
	Total			7,182	▲	15.3%
Civil	Warrant in Debt	WD	1,497	▲	+26.1%	+310
	Garnishment	GA	694	▲	+3.3%	+22
	Unlawful Detainer	UD	245	▼	-22.2%	-70
	Other	OT	113	▲	+11.9%	+12
	Preliminary Protective Order	PP	42	▲	+44.8%	+13
	Abstract	AJ	23	▼	-28.1%	-9
	Detinue	DT	16	▲	+14.3%	+2
	Admin License	AL	14	▼	-36.4%	-8
	Protective Order	PO	13	▼	-13.3%	-2
	Impoundment	IM	12	▲	+200.0%	+8
	Bond Forfeiture	BF	11	▲	+22.2%	+2
	Show Cause	SC	10	▲	+150.0%	+6
	Interrogatory	IN	9	▼	-52.6%	-10
	Overweight	OC	4	▲	+100.0%	+2
	Tenants Assertion	TA	4	▲	+33.3%	+1
	Counter Claim	CC	3	▲	+50.0%	+1
	Petition-Restore Arms	PR	3	▼	-50.0%	-3
	Petition to Require Blood Test	BT	1	▲	-	+1
	Third Party Claim	TH	1	▲	-	+1
	Motion for Judgment	MJ	0	▼	-100.0%	-3
Total			2,715	▲	11.3%	+276
Civil Commitments	Temporary Detention Order	TD	112	▲	+27.3%	+24
	Emergency Custody Order	EC	61	▼	-17.6%	-13
	Mental Commitment	MC	2	↔	-	-
	Other	OT	1	↔	-	-
	Petition	PT	1	▲	-	+1
	Medical Emergency Temporary Detention Order	MT	0	▼	-100.0%	-1
Total			177	▲	6.6%	+11
GRAND TOTAL			11,013	▲	13.9%	+1,340

* Compared to same time period as previous year

** Case Type Categories are defined in the 2017 Virginia Judicial Workload Assessment

The data reported reflect the case management system. The case types reported may not necessitate judicial involvement.



Filings by Major Case Category**

Category	Summary	Change	% Change	Absolute Change
Felony	250	▲	+41.2%	+73
Garnishment	703	▼	+1.7%	+12
General Civil	1,524	▼	+25.4%	+309
Infraction/Civil Violation	5,937	▲	+10.7%	+575
Involuntary Civil Commitments	2	▲	+100.0%	+1
Landlord /Tenant	249	▲	-21.7%	-69
Misdemeanor	1,804	▲	+27.0%	+383
Other	489	▲	+10.1%	+45
Protective Orders	55	▲	+25.0%	+11
GRAND TOTAL	11,013	▲	13.9%	+1,340

* Compared to same time period as previous year

** Case Type Categories are defined in the 2017 Virginia Judicial Workload Assessment

The data reported reflect the case management system. The case types reported may not necessitate judicial involvement.

2024 Overall GRAND TOTAL		Distribution of Caseload			Change*		Percentage (%) of Caseload		
30,066	+774	Criminal	4,439	15%	0.4% ▲	+18	Criminal	2023	2024
		Traffic	14,415	48%	2.4% ▲	+343	Traffic	15.1%	14.8%
2024 		Civil	9,959	33%	5.3% ▲	+498	Civil	48.0%	47.9%
2023 		Civil Commitments	1,253	4%	-6.4% ▼	-85	Civil Commitments	32.3%	33.1%
		GRAND TOTAL	30,066	100%	2.6% ▲	+774	GRAND TOTAL	4.6%	4.2%
							GRAND TOTAL	100%	100%

Filings by Division & Code

Division	Case Type Description	Code	Summary	Change	% Change	Absolute Change
Criminal	Misdemeanor	M	3,112	▲	+3.5%	+105
	Felony	F	1,098	▼	-6.6%	-78
	Capias	CA	107	▲	+13.8%	+13
	Show Cause	SC	101	▲	+2.0%	+2
	Civil Violation	CV	18	▼	-51.4%	-19
	Motion	MO	2	▼	-71.4%	-5
	Restricted Operators License	RL	1	↔		-
	Total			4,439	▲	0.4%
Traffic	Infraction	I	10,822	▲	+2.3%	+242
	Misdemeanor	M	3,336	▲	+3.9%	+124
	Felony	F	106	▼	-10.9%	-13
	Show Cause	SC	60	▼	-15.5%	-11
	Civil Violation	CV	45	▲	+32.4%	+11
	Capias	CA	16	▲	+6.7%	+1
	Motion	MO	16	▲	+33.3%	+4
	Restricted Operators License	RL	12	▼	-57.1%	-16
	Other	O	2	▲	+100.0%	+1
Total			14,415	▲	2.4%	+343
Civil	Warrant in Debt	WD	3,421	▲	+25.3%	+690
	Unlawful Detainer	UD	2,408	▲	+2.5%	+58
	Garnishment	GA	2,154	▼	-6.3%	-146
	Other	OT	446	▲	-17.1%	-92
	Detinue	DT	365	▼	-22.8%	-108
	Protective Order	PO	277	▲	+30.0%	+64
	Preliminary Protective Order	PP	275	▼	-6.8%	-20
	Interrogatory	IN	207	▲	+54.5%	+73
	Show Cause	SC	128	▲	+10.3%	+12
	Admin License	AL	74	▲	+1.4%	+1
	Bond Forfeiture	BF	66	▼	-27.5%	-25
	Tenants Assertion	TA	45	▲	+9.8%	+4
	Abstract	AJ	38	▼	-28.3%	-15
	Counter Claim	CC	22	▲	+144.4%	+13
	Impoundment	IM	13	▼	-38.1%	-8
	Motion for Judgment	MJ	8	▲	+100.0%	+4
	Petition-Restore Arms	PR	7	▲	+250.0%	+5
Capias	CA	5	▼	-70.6%	-12	
Total			9,959	▲	5.3%	+498
Civil Commitments	Temporary Detention Order	TD	657	▲	+10.8%	+64
	Mental Commitment	MC	259	▼	-22.9%	-77
	Emergency Custody Order	EC	164	▼	-22.3%	-47
	Medical Emergency Temporary Detention Order	MT	128	▼	-14.7%	-22
	Other	OT	45	▼	-6.3%	-3
Total			1,253	▼	-6.4%	-85
GRAND TOTAL			30,066	▲	2.6%	+774

* Compared to same time period as previous year

** Case Type Categories are defined in the 2017 Virginia Judicial Workload Assessment

The data reported reflect the case management system. The case types reported may not necessitate judicial involvement.


Filings by Major Case Category**

Category	Summary	Change	% Change	Absolute Change
Felony	1,204	▼	-7.0%	-91
Garnishment	2,361	▲	-3.0%	-73
General Civil	3,842	▲	+18.4%	+598
Infraction/Civil Violation	10,887	▲	+2.2%	+235
Involuntary Civil Commitments	45	▼	-6.3%	-3
Landlord /Tenant	2,453	▲	+2.6%	+62
Misdemeanor	6,461	▼	+3.4%	+213
Other	2,261	▼	-8.5%	-211
Protective Orders	552	▲	+8.7%	+44
GRAND TOTAL	30,066	▲	2.6%	+774

* Compared to same time period as previous year

** Case Type Categories are defined in the 2017 Virginia Judicial Workload Assessment

The data reported reflect the case management system. The case types reported may not necessitate judicial involvement.

2024 Overall GRAND TOTAL		Distribution of Caseload			Change*		Percentage (%) of Caseload		
24,269	+3,460	Criminal	2,476	10%	4.3% ▲	+101	Criminal	2023: 11.4%	2024: 10.2%
		Traffic	16,701	69%	18.8% ▲	+2,637	Traffic	67.6%	68.8%
2024		Civil	4,071	17%	17.9% ▲	+617	Civil	16.6%	16.8%
2023		Civil Commitments	1,021	4%	11.5% ▲	+105	Civil Commitments	4.4%	4.2%
		GRAND TOTAL	24,269	100%	16.6% ▲	+3,460	GRAND TOTAL	100%	100%

Filings by Division & Code

Division	Case Type Description	Code	Summary	Change	% Change	Absolute Change
Criminal	Misdemeanor	M	1,666	▲	+6.5%	+102
	Felony	F	567	▲	+0.7%	+4
	Capias	CA	137	▼	-6.8%	-10
	Show Cause	SC	82	▲	+15.5%	+11
	Civil Violation	CV	24	▼	-20.0%	-6
	Total			2,476	▲	4.3%
Traffic	Infraction	I	12,709	▲	+18.2%	+1,954
	Misdemeanor	M	3,719	▲	+23.7%	+713
	Show Cause	SC	94	▼	-19.0%	-22
	Capias	CA	90	▼	-2.2%	-2
	Felony	F	41	↔	-	-
	Civil Violation	CV	38	▼	-9.5%	-4
	Restricted Operators License	RL	9	▼	-25.0%	-3
	Other	O	1	▲	-	+1
	Total			16,701	▲	18.8%
Civil	Warrant in Debt	WD	1,858	▲	+36.4%	+496
	Garnishment	GA	842	▲	+12.7%	+95
	Unlawful Detainer	UD	645	▼	-2.9%	-19
	Other	OT	140	▲	+8.5%	+11
	Preliminary Protective Order	PP	105	▲	+54.4%	+37
	Admin License	AL	104	▼	-16.1%	-20
	Interrogatory	IN	93	▲	+55.0%	+33
	Protective Order	PO	82	▲	+30.2%	+19
	Bond Forfeiture	BF	59	▼	-20.3%	-15
	Show Cause	SC	51	▲	+2.0%	+1
	Abstract	AJ	32	▲	+18.5%	+5
	Impoundment	IM	23	▼	-50.0%	-23
	Detinue	DT	10	▼	-33.3%	-5
	Counter Claim	CC	7	▲	+133.3%	+4
	Third Party Claim	TH	6	▲	-	+6
	Petition-Restore Arms	PR	5	▲	+150.0%	+3
	Tenants Assertion	TA	4	▼	-69.2%	-9
	Motion for Judgment	MJ	2	▼	-33.3%	-1
	Capias	CA	1	▼	-50.0%	-1
	Cross Claim	CR	1	▲	-	+1
	Distress Seizure	DS	1	▲	-	+1
Overweight	OC	0	▼	-100.0%	-2	
Total			4,071	▲	17.9%	+617
Civil Commitments	Mental Commitment	MC	581	▲	+1.9%	+11
	Temporary Detention Order	TD	226	▲	+42.1%	+67
	Other	OT	134	▲	+17.5%	+20
	Emergency Custody Order	EC	79	▲	+8.2%	+6
	Medical Emergency Temporary Detention Order	MT	1	▲	-	+1
Total			1,021	▲	11.5%	+105
GRAND TOTAL			24,269	▲	16.6%	+3,460

* Compared to same time period as previous year

** Case Type Categories are defined in the 2017 Virginia Judicial Workload Assessment

The data reported reflect the case management system. The case types reported may not necessitate judicial involvement.



Filings by Major Case Category**

Category	Summary	Change	% Change	Absolute Change
Felony	608	▲	+0.7%	+4
Garnishment	935	▲	+15.9%	+128
General Civil	1,897	▲	+35.5%	+497
Infraction/Civil Violation	12,772	▲	+17.9%	+1,943
Involuntary Civil Commitments	134	▲	+17.5%	+20
Landlord /Tenant	649	▼	-4.1%	-28
Misdemeanor	5,394	▲	+17.7%	+812
Other	1,693	▲	+1.7%	+28
Protective Orders	187	▲	+42.7%	+56
GRAND TOTAL	24,269	▲	16.6%	+3,460

* Compared to same time period as previous year

** Case Type Categories are defined in the 2017 Virginia Judicial Workload Assessment

The data reported reflect the case management system. The case types reported may not necessitate judicial involvement.

2024 Overall GRAND TOTAL		Distribution of Caseload			Change*		Percentage (%) of Caseload		
8,047	+667	Criminal	1,445	18%	15.4% ▲	+193	Criminal	2023 17.0%	2024 18.0%
		Traffic	4,080	51%	6.5% ▲	+248	Traffic	51.9%	50.7%
		Civil	1,815	23%	17.2% ▲	+266	Civil	21.0%	22.6%
		Civil Commitments	707	9%	-5.4% ▼	-40	Civil Commitments	10.1%	8.8%
		GRAND TOTAL	8,047	100%	9.0% ▲	+667	GRAND TOTAL	100%	100%

Filings by Division & Code

Division	Case Type Description	Code	Summary	Change	% Change	Absolute Change
Criminal	Misdemeanor	M	991	▲	+24.8%	+197
	Felony	F	301	▲	+2.4%	+7
	Capias	CA	62	▼	-11.4%	-8
	Show Cause	SC	62	▼	-3.1%	-2
	Civil Violation	CV	29	▼	-3.3%	-1
	Total			1,445	▲	15.4%
Traffic	Infraction	I	3,225	▲	+4.1%	+126
	Misdemeanor	M	791	▲	+20.6%	+135
	Show Cause	SC	39	▼	-15.2%	-7
	Capias	CA	13	▲	+8.3%	+1
	Felony	F	12	▼	-25.0%	-4
	Restricted Operators License	RL	0	▼	-100.0%	-3
	Total			4,080	▲	6.5%
Civil	Warrant in Debt	WD	765	▲	+65.9%	+304
	Unlawful Detainer	UD	350	▼	-22.9%	-104
	Garnishment	GA	293	▼	-0.3%	-1
	Other	OT	89	▲	+7.2%	+6
	Detinue	DT	75	▼	-5.1%	-4
	Admin License	AL	72	▲	+28.6%	+16
	Preliminary Protective Order	PP	37	▲	+48.0%	+12
	Interrogatory	IN	34	▲	+78.9%	+15
	Protective Order	PO	27	▲	+12.5%	+3
	Show Cause	SC	25	▲	+150.0%	+15
	Impoundment	IM	17	▲	+54.5%	+6
	Abstract	AJ	11	▼	-42.1%	-8
	Bond Forfeiture	BF	9	▲	+50.0%	+3
	Tenants Assertion	TA	4	▼	-20.0%	-1
	Motion for Judgment	MJ	2	▲	-	+2
	Petition-Restore Arms	PR	2	↔	-	-
	Capias	CA	1	↔	-	-
	Petition to Require Blood Test	BT	1	▲	-	+1
	Restricted Operators License	RL	1	▲	-	+1
Total			1,815	▲	17.2%	+266
Civil Commitments	Mental Commitment	MC	438	▼	-2.9%	-13
	Temporary Detention Order	TD	176	▼	-12.9%	-26
	Emergency Custody Order	EC	45	▼	-6.3%	-3
	Other	OT	34	▲	+30.8%	+8
	Medical Emergency Temporary Detention Order	MT	13	▼	-35.0%	-7
	Medical Emergency Custody Order	ME	1	▲	-	+1
Total			707	▼	-5.4%	-40
GRAND TOTAL			8,047	▲	9.0%	+667

Filings by Major Case Category**

Category	Summary	Change	% Change	Absolute Change
Felony	313	▼	+1.0%	+3
Garnishment	327	▲	+4.5%	+14
General Civil	852	▲	+55.2%	+303

* Compared to same time period as previous year

** Case Type Categories are defined in the 2017 Virginia Judicial Workload Assessment

The data reported reflect the case management system. The case types reported may not necessitate judicial involvement.



CPSS - GCMS CASELOAD STATISTICS OF THE GENERAL DISTRICT COURTS
 January 2024 thru November 2024 Filings (Compared to January 2023 thru November 2023)

Infraction/Civil Violation	3,254	▲	+4.0%	+125
Involuntary Civil Commitments	34	▲	+30.8%	+8
Landlord /Tenant	354	▼	-22.9%	-105
Misdemeanor	1,783	▲	+22.7%	+330
Other	1,066	▲	-2.4%	-26
Protective Orders	64	▲	+30.6%	+15
GRAND TOTAL	8,047	▲	9.0%	+667

* Compared to same time period as previous year

** Case Type Categories are defined in the 2017 Virginia Judicial Workload Assessment

The data reported reflect the case management system. The case types reported may not necessitate judicial involvement.

2024 Overall GRAND TOTAL		Distribution of Caseload			Change*		Percentage (%) of Caseload		
10,360	+3,113	Criminal	1,074	10%	-2.3% ▼	-25	Criminal	2023	2024
		Traffic	7,571	73%	70.1% ▲	+3,121	Traffic	15.2%	10.4%
		Civil	1,619	16%	1.4% ▲	+23	Civil	61.4%	73.1%
		Civil Commitments	96	1%	-5.9% ▼	-6	Civil Commitments	22.0%	15.6%
		GRAND TOTAL	10,360	100%	43.0% ▲	+3,113	GRAND TOTAL	100%	100%

Filings by Division & Code

Division	Case Type Description	Code	Summary	Change	% Change	Absolute Change
Criminal	Misdemeanor	M	588	▲	+3.2%	+18
	Felony	F	277	▼	-5.8%	-17
	Show Cause	SC	121	▲	+7.1%	+8
	Capias	CA	76	▼	-24.0%	-24
	Motion	MO	6	▼	-53.8%	-7
	Civil Violation	CV	4	▼	-55.6%	-5
	Restricted Operators License	RL	2	▲	-	+2
	Total			1,074	▼	-2.3%
Traffic	Infraction	I	6,149	▲	+64.7%	+2,415
	Misdemeanor	M	1,324	▲	+115.3%	+709
	Show Cause	SC	37	▼	-19.6%	-9
	Capias	CA	31	▲	+34.8%	+8
	Felony	F	15	▲	+66.7%	+6
	Civil Violation	CV	9	▼	-35.7%	-5
	Motion	MO	5	▼	-37.5%	-3
	Restricted Operators License	RL	1	↔	-	-
Total			7,571	▲	70.1%	+3,121
Civil	Warrant in Debt	WD	756	▲	+51.5%	+257
	Garnishment	GA	375	▼	-15.0%	-66
	Unlawful Detainer	UD	158	▼	-44.6%	-127
	Other	OT	79	▼	-9.2%	-8
	Preliminary Protective Order	PP	53	↔	-	-
	Protective Order	PO	41	▲	+2.5%	+1
	Detinue	DT	39	▲	+2.6%	+1
	Admin License	AL	35	▼	-27.1%	-13
	Interrogatory	IN	31	▼	-16.2%	-6
	Show Cause	SC	19	▼	-9.5%	-2
	Bond Forfeiture	BF	12	▼	-40.0%	-8
	Abstract	AJ	7	▼	-56.3%	-9
	Motion for Judgment	MJ	5	▲	+400.0%	+4
	Impoundment	IM	4	▼	-33.3%	-2
	Capias	CA	3	▲	+50.0%	+1
	Petition-Restore Arms	PR	1	↔	-	-
Tenants Assertion	TA	1	↔	-	-	
Total			1,619	▲	1.4%	+23
Civil Commitments	Temporary Detention Order	TD	74	▼	-16.9%	-15
	Emergency Custody Order	EC	21	▲	+90.9%	+10
	Mental Commitment	MC	1	↔	-	-
	Petition	PT	0	▼	-100.0%	-1
Total			96	▼	-5.9%	-6
GRAND TOTAL			10,360	▲	43.0%	+3,113

Filings by Major Case Category**

Category	Summary	Change	% Change	Absolute Change
Felony	292	▲	-3.6%	-11
Garnishment	406	▼	-15.1%	-72
General Civil	816	▲	+47.6%	+263

* Compared to same time period as previous year

** Case Type Categories are defined in the 2017 Virginia Judicial Workload Assessment

The data reported reflect the case management system. The case types reported may not necessitate judicial involvement.



CPSS - GCMS CASELOAD STATISTICS OF THE GENERAL DISTRICT COURTS
 January 2024 thru November 2024 Filings (Compared to January 2023 thru November 2023)

Infraction/Civil Violation	6,162	▼	+64.0%	+2,405
Involuntary Civil Commitments	0	▼	-100.0%	-1
Landlord /Tenant	159	▼	-44.4%	-127
Misdemeanor	1,915	▲	+61.5%	+729
Other	516	▼	-12.5%	-74
Protective Orders	94	▲	+1.1%	+1
GRAND TOTAL	10,360	▲	43.0%	+3,113

* Compared to same time period as previous year

** Case Type Categories are defined in the 2017 Virginia Judicial Workload Assessment

The data reported reflect the case management system. The case types reported may not necessitate judicial involvement.

2024 Overall GRAND TOTAL		Distribution of Caseload			Change*		Percentage (%) of Caseload		
9,703	+171	Criminal	1,792	18%	-10.3% ▼	-206	Criminal	2023	2024
		Traffic	4,521	47%	-3.7% ▼	-175	Traffic	21.0%	18.5%
		Civil	3,214	33%	18.9% ▲	+510	Civil	49.3%	46.6%
		Civil Commitments	176	2%	31.3% ▲	+42	Civil Commitments	28.4%	33.1%
		GRAND TOTAL	9,703	100%	1.8% ▲	+171	GRAND TOTAL	1.4%	1.8%
							GRAND TOTAL	100%	100%

Filings by Division & Code

Division	Case Type Description	Code	Summary	Change	% Change	Absolute Change
Criminal	Misdemeanor	M	1,004	▼	-6.4%	-69
	Felony	F	482	▼	-0.8%	-4
	Capias	CA	145	▼	-5.2%	-8
	Show Cause	SC	128	▼	-35.7%	-71
	Civil Violation	CV	33	▼	-62.1%	-54
	Total			1,792	▼	-10.3%
Traffic	Infraction	I	3,309	▼	-4.3%	-148
	Misdemeanor	M	893	▲	+0.4%	+4
	Show Cause	SC	183	▲	+4.0%	+7
	Capias	CA	106	▼	-27.9%	-41
	Felony	F	24	↔		-
	Civil Violation	CV	5	▲	+150.0%	+3
	Restricted Operators License	RL	1	↔		-
Total			4,521	▼	-3.7%	-175
Civil	Warrant in Debt	WD	1,635	▲	+38.8%	+457
	Garnishment	GA	734	▲	+19.9%	+122
	Unlawful Detainer	UD	229	▼	-9.1%	-23
	Other	OT	127	▼	-26.6%	-46
	Preliminary Protective Order	PP	124	▲	+12.7%	+14
	Protective Order	PO	97	▲	+21.3%	+17
	Interrogatory	IN	74	▲	+48.0%	+24
	Impoundment	IM	64	▲	+30.6%	+15
	Detinue	DT	42	▼	-32.3%	-20
	Show Cause	SC	28	▼	-30.0%	-12
	Admin License	AL	25	▼	-40.5%	-17
	Abstract	AJ	16	▼	-36.0%	-9
	Bond Forfeiture	BF	13	▲	+1,200.0%	+12
	Capias	CA	3	▼	-57.1%	-4
	Tenants Assertion	TA	2	▼	-66.7%	-4
	Counter Claim	CC	1	▼	-90.0%	-9
	Overweight	OC	0	▼	-100.0%	-1
	Petition-Restore Arms	PR	0	▼	-100.0%	-3
	Restricted Operators License	RL	0	▼	-100.0%	-2
	Third Party Claim	TH	0	▼	-100.0%	-1
Total			3,214	▲	18.9%	+510
Civil Commitments	Temporary Detention Order	TD	104	▲	+42.5%	+31
	Emergency Custody Order	EC	72	▲	+20.0%	+12
	Medical Emergency Temporary Detention Order	MT	0	▼	-100.0%	-1
	Total			176	▲	31.3%
GRAND TOTAL			9,703	▲	1.8%	+171

Filings by Major Case Category**

Category	Summary	Change	% Change	Absolute Change
Felony	506	▼	-0.8%	-4
Garnishment	808	▲	+22.1%	+146
General Civil	1,688	▼	+33.1%	+420

* Compared to same time period as previous year

** Case Type Categories are defined in the 2017 Virginia Judicial Workload Assessment

The data reported reflect the case management system. The case types reported may not necessitate judicial involvement.



CPSS - GCMS CASELOAD STATISTICS OF THE GENERAL DISTRICT COURTS
 January 2024 thru November 2024 Filings (Compared to January 2023 thru November 2023)

Infraction/Civil Violation	3,347	▼	-5.6%	-200
Landlord /Tenant	231	▼	-10.5%	-27
Misdemeanor	1,898	▼	-3.4%	-67
Other	1,004	▲	-11.3%	-128
Protective Orders	221	▲	+16.3%	+31
GRAND TOTAL	9,703	▲	1.8%	+171

* Compared to same time period as previous year

** Case Type Categories are defined in the 2017 Virginia Judicial Workload Assessment

The data reported reflect the case management system. The case types reported may not necessitate judicial involvement.

2024 Overall GRAND TOTAL		Distribution of Caseload			Change*		Percentage (%) of Caseload		
10,433	+1,212	Criminal	1,341	13%	3.5% ▲	+45	Criminal	2023	2024
		Traffic	5,656	54%	29.9% ▲	+1,302	Traffic	14.1%	12.9%
		Civil	3,324	32%	-4.6% ▼	-159	Civil	47.2%	54.2%
		Civil Commitments	112	1%	27.3% ▲	+24	Civil Commitments	37.8%	31.9%
		GRAND TOTAL	10,433	100%	13.1% ▲	+1,212	GRAND TOTAL	100%	100%

Filings by Division & Code

Division	Case Type Description	Code	Summary	Change	% Change	Absolute Change
Criminal	Misdemeanor	M	715	▼	-10.4%	-83
	Felony	F	378	▲	+33.1%	+94
	Show Cause	SC	117	▲	+5.4%	+6
	Capias	CA	84	▲	+31.3%	+20
	Civil Violation	CV	32	▲	+88.2%	+15
	Restricted Operators License	RL	15	▼	-28.6%	-6
	Motion	MO	0	▼	-100.0%	-1
	Total			1,341	▲	3.5%
Traffic	Infraction	I	4,629	▲	+28.8%	+1,036
	Misdemeanor	M	890	▲	+33.8%	+225
	Show Cause	SC	61	▲	+56.4%	+22
	Capias	CA	35	▲	+16.7%	+5
	Felony	F	23	▲	+21.1%	+4
	Civil Violation	CV	9	▲	+800.0%	+8
	Restricted Operators License	RL	8	▲	+33.3%	+2
	Motion	MO	1	↔		-
Total			5,656	▲	29.9%	+1,302
Civil	Warrant in Debt	WD	1,765	▼	-1.8%	-33
	Garnishment	GA	547	▲	+11.2%	+55
	Unlawful Detainer	UD	515	▼	-21.1%	-138
	Other	OT	123	▲	-14.0%	-20
	Preliminary Protective Order	PP	83	▼	-21.0%	-22
	Interrogatory	IN	52	▲	+20.9%	+9
	Admin License	AL	45	▲	+18.4%	+7
	Impoundment	IM	40	▲	+48.1%	+13
	Detinue	DT	39	▼	-13.3%	-6
	Protective Order	PO	37	▼	-39.3%	-24
	Bond Forfeiture	BF	22	▲	+10.0%	+2
	Show Cause	SC	21	▲	+23.5%	+4
	Abstract	AJ	17	▼	-22.7%	-5
	Petition-Restore Arms	PR	5	↔		-
	Counter Claim	CC	4	▲	+100.0%	+2
	Capias	CA	3	▲	+50.0%	+1
	Tenants Assertion	TA	3	▼	-50.0%	-3
	Cross Claim	CR	1	▲	-	+1
	Motion for Judgment	MJ	1	▼	-50.0%	-1
	Third Party Claim	TH	1	↔		-
Overweight	OC	0	▼	-100.0%	-1	
Total			3,324	▼	-4.6%	-159
Civil Commitments	Temporary Detention Order	TD	70	▲	+66.7%	+28
	Emergency Custody Order	EC	41	▼	-10.9%	-5
	Medical Emergency Temporary Detention Order	MT	1	▲	-	+1
Total			112	▲	27.3%	+24
GRAND TOTAL			10,433	▲	13.1%	+1,212

* Compared to same time period as previous year

** Case Type Categories are defined in the 2017 Virginia Judicial Workload Assessment

The data reported reflect the case management system. The case types reported may not necessitate judicial involvement.



Filings by Major Case Category**

Category	Summary	Change	% Change	Absolute Change
Felony	401	▲	+32.3%	+98
Garnishment	599	▲	+12.0%	+64
General Civil	1,825	▼	-1.9%	-36
Infraction/Civil Violation	4,670	▲	+29.3%	+1,058
Landlord /Tenant	518	▼	-21.4%	-141
Misdemeanor	1,628	▲	+9.3%	+138
Other	672	▲	+12.9%	+77
Protective Orders	120	▼	-27.7%	-46
GRAND TOTAL	10,433	▲	13.1%	+1,212

* Compared to same time period as previous year

** Case Type Categories are defined in the 2017 Virginia Judicial Workload Assessment

The data reported reflect the case management system. The case types reported may not necessitate judicial involvement.

2024 Overall GRAND TOTAL		Distribution of Caseload			Change*		Percentage (%) of Caseload		
19,669	-1,308	Criminal	4,511	23%	-7.5% ▼	-366	Criminal	2023	2024
		Traffic	6,383	32%	-20.4% ▼	-1,632	Traffic	23.2%	22.9%
2024 		Civil	7,825	40%	10.2% ▲	+722	Civil	38.2%	32.5%
2023 		Civil Commitments	950	5%	-3.3% ▼	-32	Civil Commitments	33.9%	39.8%
		GRAND TOTAL	19,669	100%	-6.2% ▼	-1,308	GRAND TOTAL	4.7%	4.8%
							GRAND TOTAL	100%	100%

Filings by Division & Code

Division	Case Type Description	Code	Summary	Change	% Change	Absolute Change
Criminal	Misdemeanor	M	2,539	▼	-2.6%	-68
	Felony	F	1,201	▼	-8.7%	-114
	Capias	CA	365	▼	-18.9%	-85
	Show Cause	SC	330	▼	-22.7%	-97
	Civil Violation	CV	39	▼	-2.5%	-1
	Motion	MO	37	▼	-2.6%	-1
	Total			4,511	▼	-7.5%
Traffic	Infraction	I	4,424	▼	-24.3%	-1,422
	Misdemeanor	M	1,732	▼	-9.0%	-171
	Show Cause	SC	101	▼	-14.4%	-17
	Capias	CA	80	▼	-4.8%	-4
	Felony	F	35	▼	-10.3%	-4
	Civil Violation	CV	4	▼	-33.3%	-2
	Restricted Operators License	RL	4	▼	-69.2%	-9
	Motion	MO	2	▼	-33.3%	-1
	Other	O	1	▼	-66.7%	-2
Total			6,383	▼	-20.4%	-1,632
Civil	Warrant in Debt	WD	3,107	▲	+28.1%	+681
	Unlawful Detainer	UD	1,524	▼	-1.2%	-18
	Garnishment	GA	1,338	▲	+12.3%	+147
	Detinue	DT	439	▼	-9.1%	-44
	Other	OT	383	▼	-9.7%	-41
	Preliminary Protective Order	PP	239	▲	+3.5%	+8
	Protective Order	PO	151	▼	-3.2%	-5
	Interrogatory	IN	140	▼	-12.5%	-20
	Bond Forfeiture	BF	114	▲	+17.5%	+17
	Impoundment	IM	104	▼	-21.8%	-29
	Show Cause	SC	79	▲	+9.7%	+7
	Abstract	AJ	74	▲	+72.1%	+31
	Admin License	AL	74	▼	-19.6%	-18
	Capias	CA	19	▲	+26.7%	+4
	Tenants Assertion	TA	15	▲	+15.4%	+2
	Motion for Judgment	MJ	7	▼	-36.4%	-4
	Petition-Restore Arms	PR	7	▲	+75.0%	+3
	Counter Claim	CC	6	▼	-40.0%	-4
	Third Party Claim	TH	3	▲	-	+3
	Cross Claim	CR	1	▲	-	+1
Distress Seizure	DS	1	▲	-	+1	
Total			7,825	▲	10.2%	+722
Civil Commitments	Mental Commitment	MC	406	▲	+14.4%	+51
	Temporary Detention Order	TD	310	▼	-12.9%	-46
	Emergency Custody Order	EC	224	▼	-13.8%	-36
	Petition	PT	5	▲	+400.0%	+4
	Medical Emergency Temporary Detention Order	MT	4	▼	-42.9%	-3
	Medical Emergency Custody Order	ME	1	▼	-66.7%	-2
Total			950	▼	-3.3%	-32
GRAND TOTAL			19,669	▼	-6.2%	-1,308

* Compared to same time period as previous year

** Case Type Categories are defined in the 2017 Virginia Judicial Workload Assessment

The data reported reflect the case management system. The case types reported may not necessitate judicial involvement.



Filings by Major Case Category**

Category	Summary	Change	% Change	Absolute Change
Felony	1,236	▼	-8.7%	-118
Garnishment	1,478	▼	+9.4%	+127
General Civil	3,591	▲	+20.7%	+615
Infraction/Civil Violation	4,468	▼	-24.2%	-1,427
Involuntary Civil Commitments	5	▲	+400.0%	+4
Landlord /Tenant	1,539	▲	-1.0%	-16
Misdemeanor	4,275	▼	-5.5%	-248
Other	2,687	▲	-8.4%	-248
Protective Orders	390	▲	+0.8%	+3
GRAND TOTAL	19,669	▼	-6.2%	-1,308

* Compared to same time period as previous year

** Case Type Categories are defined in the 2017 Virginia Judicial Workload Assessment

The data reported reflect the case management system. The case types reported may not necessitate judicial involvement.

2024 Overall GRAND TOTAL		Distribution of Caseload			Change*		Percentage (%) of Caseload		
4,843	+372	Criminal	438	9%	-17.0% ▼	-90	Criminal	2023	2024
		Traffic	3,837	79%	13.6% ▲	+458	Traffic	11.8%	9.0%
		Civil	494	10%	-1.6% ▼	-8	Civil	75.6%	79.2%
		Civil Commitments	74	2%	19.4% ▲	+12	Civil Commitments	11.2%	10.2%
		GRAND TOTAL	4,843	100%	8.3% ▲	+372	GRAND TOTAL	1.4%	1.5%
							GRAND TOTAL	100%	100%

Filings by Division & Code

Division	Case Type Description	Code	Summary	Change	% Change	Absolute Change
Criminal	Misdemeanor	M	256	▼	-25.8%	-89
	Felony	F	110	▼	-19.1%	-26
	Show Cause	SC	37	▲	+42.3%	+11
	Capias	CA	26	▲	+100.0%	+13
	Civil Violation	CV	9	▲	+12.5%	+1
	Total			438	▼	-17.0%
Traffic	Infraction	I	3,279	▲	+19.7%	+540
	Misdemeanor	M	529	▼	-13.3%	-81
	Capias	CA	11	▲	+10.0%	+1
	Show Cause	SC	9	▼	-25.0%	-3
	Felony	F	5	↔		-
	Civil Violation	CV	3	▲	+200.0%	+2
	Restricted Operators License	RL	1	▼	-50.0%	-1
	Total			3,837	▲	13.6%
Civil	Warrant in Debt	WD	245	▲	+27.6%	+53
	Garnishment	GA	113	▼	-9.6%	-12
	Unlawful Detainer	UD	31	▲	+14.8%	+4
	Other	OT	29	▼	-29.3%	-12
	Preliminary Protective Order	PP	24	▼	-29.4%	-10
	Protective Order	PO	21	↔		-
	Admin License	AL	13	▼	-68.3%	-28
	Abstract	AJ	4	▼	-42.9%	-3
	Detinue	DT	4	▲	+100.0%	+2
	Impoundment	IM	4	▲	+300.0%	+3
	Bond Forfeiture	BF	3	▲	+200.0%	+2
	Overweight	OC	2	▲	+100.0%	+1
	Interrogatory	IN	1	▼	-50.0%	-1
	Counter Claim	CC	0	▼	-100.0%	-1
	Motion for Judgment	MJ	0	▼	-100.0%	-4
	Petition-Restore Arms	PR	0	▼	-100.0%	-1
	Show Cause	SC	0	▼	-100.0%	-1
Total			494	▼	-1.6%	-8
Civil Commitments	Temporary Detention Order	TD	48	▲	+26.3%	+10
	Emergency Custody Order	EC	26	▲	+8.3%	+2
	Total			74	▲	19.4%
GRAND TOTAL			4,843	▲	8.3%	+372

Filings by Major Case Category**

Category	Summary	Change	% Change	Absolute Change
Felony	115	▼	-18.4%	-26
Garnishment	114	▼	-10.2%	-13
General Civil	249	▼	+24.5%	+49
Infraction/Civil Violation	3,293	▲	+19.8%	+544
Landlord /Tenant	31	▲	+14.8%	+4
Misdemeanor	786	▼	-17.9%	-171
Other	210	▲	-2.3%	-5

* Compared to same time period as previous year

** Case Type Categories are defined in the 2017 Virginia Judicial Workload Assessment

The data reported reflect the case management system. The case types reported may not necessitate judicial involvement.

CPSS - GCMS CASELOAD STATISTICS OF THE GENERAL DISTRICT COURTS
 January 2024 thru November 2024 Filings (Compared to January 2023 thru November 2023)

Protective Orders	45	▼	-18.2%	-10
GRAND TOTAL	4,843	▲	8.3%	+372

* Compared to same time period as previous year

** Case Type Categories are defined in the 2017 Virginia Judicial Workload Assessment

The data reported reflect the case management system. The case types reported may not necessitate judicial involvement.

2024 Overall GRAND TOTAL		Distribution of Caseload			Change*		Percentage (%) of Caseload		
8,932	+821	Criminal	1,041	12%	-10.2% ▼	-118	Criminal	2023 14.3%	2024 11.7%
		Traffic	6,337	71%	14.4% ▲	+796	Traffic	68.3%	70.9%
2024		Civil	1,213	14%	10.9% ▲	+119	Civil	13.5%	13.6%
2023		Civil Commitments	341	4%	7.6% ▲	+24	Civil Commitments	3.9%	3.8%
		GRAND TOTAL	8,932	100%	10.1% ▲	+821	GRAND TOTAL	100%	100%

Filings by Division & Code

Division	Case Type Description	Code	Summary	Change	% Change	Absolute Change
Criminal	Misdemeanor	M	544	▼	-15.8%	-102
	Felony	F	395	▼	-2.7%	-11
	Capias	CA	62	▼	-3.1%	-2
	Show Cause	SC	22	▼	-8.3%	-2
	Civil Violation	CV	18	↔		-
	Restricted Operators License	RL	0	▼	-100.0%	-1
	Total			1,041	▼	-10.2%
Traffic	Infraction	I	5,245	▲	+16.3%	+735
	Misdemeanor	M	977	▲	+4.0%	+38
	Capias	CA	87	▲	+14.5%	+11
	Show Cause	SC	19	▲	+171.4%	+12
	Civil Violation	CV	5	▲	+66.7%	+2
	Felony	F	4	▼	-33.3%	-2
Total			6,337	▲	14.4%	+796
Civil	Warrant in Debt	WD	512	▲	+39.1%	+144
	Garnishment	GA	260	▼	-1.5%	-4
	Unlawful Detainer	UD	153	▼	-15.0%	-27
	Other	OT	94	▼	+4.4%	+4
	Detinue	DT	44	▼	-35.3%	-24
	Preliminary Protective Order	PP	42	▲	+7.7%	+3
	Protective Order	PO	37	▲	+8.8%	+3
	Admin License	AL	29	▼	-6.5%	-2
	Interrogatory	IN	10	▲	+150.0%	+6
	Show Cause	SC	10	▲	+233.3%	+7
	Overweight	OC	9	▲	-	+9
	Abstract	AJ	3	▲	+50.0%	+1
	Counter Claim	CC	3	▲	+200.0%	+2
	Impoundment	IM	3	▼	-40.0%	-2
	Petition-Restore Arms	PR	2	▲	+100.0%	+1
	Bond Forfeiture	BF	1	▲	-	+1
	Tenants Assertion	TA	1	▼	-50.0%	-1
Capias	CA	0	▼	-100.0%	-2	
Total			1,213	▲	10.9%	+119
Civil Commitments	Mental Commitment	MC	109	▼	-7.6%	-9
	Other	OT	88	▲	+29.4%	+20
	Temporary Detention Order	TD	81	▲	+3.8%	+3
	Emergency Custody Order	EC	58	▲	+11.5%	+6
	Medical Emergency Temporary Detention Order	MT	5	▲	+400.0%	+4
Total			341	▲	7.6%	+24
GRAND TOTAL			8,932	▲	10.1%	+821

Filings by Major Case Category**

Category	Summary	Change	% Change	Absolute Change
Felony	399	▼	-3.2%	-13
Garnishment	270	▲	+0.7%	+2
General Civil	561	▲	+27.2%	+120

* Compared to same time period as previous year

** Case Type Categories are defined in the 2017 Virginia Judicial Workload Assessment

The data reported reflect the case management system. The case types reported may not necessitate judicial involvement.


CPSS - GCMS CASELOAD STATISTICS OF THE GENERAL DISTRICT COURTS
 January 2024 thru November 2024 Filings (Compared to January 2023 thru November 2023)

Infraction/Civil Violation	5,277	▲	+16.5%	+746
Involuntary Civil Commitments	88	▲	+29.4%	+20
Landlord /Tenant	154	▼	-15.4%	-28
Misdemeanor	1,521	▼	-4.1%	-65
Other	583	▲	+6.0%	+33
Protective Orders	79	▲	+8.2%	+6
GRAND TOTAL	8,932	▲	10.1%	+821

* Compared to same time period as previous year

** Case Type Categories are defined in the 2017 Virginia Judicial Workload Assessment

The data reported reflect the case management system. The case types reported may not necessitate judicial involvement.

2024 Overall GRAND TOTAL		Distribution of Caseload			Change*		Percentage (%) of Caseload		
19,240	+3,720	Criminal	2,218	12%	8.2% ▲	+169	Criminal	2023	2024
		Traffic	13,901	72%	31.1% ▲	+3,296	Traffic	68.3%	72.3%
2024		Civil	2,415	13%	13.5% ▲	+288	Civil	13.7%	12.6%
2023		Civil Commitments	706	4%	-4.5% ▼	-33	Civil Commitments	4.8%	3.7%
		GRAND TOTAL	19,240	100%	24.0% ▲	+3,720	GRAND TOTAL	100%	100%

Filings by Division & Code

Division	Case Type Description	Code	Summary	Change	% Change	Absolute Change
Criminal	Misdemeanor	M	1,138	▲	+18.3%	+176
	Felony	F	600	▼	-1.5%	-9
	Capias	CA	247	▼	-1.2%	-3
	Show Cause	SC	153	▼	-5.0%	-8
	Civil Violation	CV	79	▲	+17.9%	+12
	Restricted Operators License	RL	1	▲	-	+1
	Total			2,218	▲	8.2%
Traffic	Infraction	I	11,694	▲	+34.4%	+2,994
	Misdemeanor	M	2,043	▲	+17.0%	+297
	Capias	CA	81	▲	+3.8%	+3
	Show Cause	SC	38	▼	-15.6%	-7
	Felony	F	30	↔	-	-
	Other	O	10	▲	+900.0%	+9
	Civil Violation	CV	5	↔	-	-
Total			13,901	▲	31.1%	+3,296
Civil	Warrant in Debt	WD	1,077	▲	+21.8%	+193
	Garnishment	GA	506	▲	+4.1%	+20
	Unlawful Detainer	UD	368	▲	+9.9%	+33
	Other	OT	145	▼	+16.0%	+20
	Admin License	AL	90	▲	+63.6%	+35
	Preliminary Protective Order	PP	66	▼	-10.8%	-8
	Detinue	DT	38	▲	+18.8%	+6
	Protective Order	PO	24	▼	-11.1%	-3
	Abstract	AJ	18	▼	-33.3%	-9
	Interrogatory	IN	18	▼	-30.8%	-8
	Show Cause	SC	17	▲	+54.5%	+6
	Zoning Violation	ZO	15	▲	-	+15
	Impoundment	IM	11	▼	-54.2%	-13
	Motion for Judgment	MJ	8	▲	+14.3%	+1
	Petition-Restore Arms	PR	6	↔	-	-
	Counter Claim	CC	4	▲	+100.0%	+2
	Tenants Assertion	TA	2	↔	-	-
	Bond Forfeiture	BF	1	▲	-	+1
	Detinue Seizure	DZ	1	▲	-	+1
	Capias	CA	0	▼	-100.0%	-2
Overweight	OC	0	▼	-100.0%	-1	
Restricted Operators License	RL	0	▼	-100.0%	-1	
Total			2,415	▲	13.5%	+288
Civil Commitments	Mental Commitment	MC	294	▼	-9.8%	-32
	Temporary Detention Order	TD	188	▲	+5.0%	+9
	Emergency Custody Order	EC	161	▲	+2.5%	+4
	Other	OT	28	▼	-39.1%	-18
	Petition	PT	24	▼	-11.1%	-3
	Medical Emergency Temporary Detention Order	MT	9	▲	+200.0%	+6
	Medical Emergency Custody Order	ME	2	▲	+100.0%	+1
Total			706	▼	-4.5%	-33
GRAND TOTAL			19,240	▲	24.0%	+3,720

* Compared to same time period as previous year

** Case Type Categories are defined in the 2017 Virginia Judicial Workload Assessment

The data reported reflect the case management system. The case types reported may not necessitate judicial involvement.


Filings by Major Case Category**

Category	Summary	Change	% Change	Absolute Change
Felony	630	▼	-1.4%	-9
Garnishment	524	▼	+2.3%	+12
General Civil	1,137	▲	+20.2%	+191
Infraction/Civil Violation	11,788	▲	+34.4%	+3,014
Involuntary Civil Commitments	52	▼	-28.8%	-21
Landlord /Tenant	370	▲	+9.8%	+33
Misdemeanor	3,197	▲	+18.0%	+488
Other	1,452	▲	+1.6%	+23
Protective Orders	90	▼	-10.9%	-11
GRAND TOTAL	19,240	▲	24.0%	+3,720

* Compared to same time period as previous year

** Case Type Categories are defined in the 2017 Virginia Judicial Workload Assessment

The data reported reflect the case management system. The case types reported may not necessitate judicial involvement.

2024 Overall GRAND TOTAL		Distribution of Caseload			Change*		Percentage (%) of Caseload		
2,774	-11	Criminal	211	8%	5.0% ▲	+10	Criminal	2023 7.2%	2024 7.6%
		Traffic	2,412	87%	-2.4% ▼	-59	Traffic	88.7%	87.0%
2024		Civil	143	5%	60.7% ▲	+54	Civil	3.2%	5.2%
2023		Civil Commitments	8	0%	-66.7% ▼	-16	Civil Commitments	0.9%	0.3%
		GRAND TOTAL	2,774	100%	-0.4% ▼	-11	GRAND TOTAL	100%	100%

Filings by Division & Code

Division	Case Type Description	Code	Summary	Change	% Change	Absolute Change
Criminal	Misdemeanor	M	184	▲	+16.5%	+26
	Felony	F	12	▼	-25.0%	-4
	Civil Violation	CV	8	▼	-20.0%	-2
	Capias	CA	4	▼	-55.6%	-5
	Show Cause	SC	3	▼	-62.5%	-5
	Total			211	▲	5.0%
Traffic	Infraction	I	2,211	▼	-2.7%	-61
	Misdemeanor	M	194	▼	-1.5%	-3
	Capias	CA	3	▲	+200.0%	+2
	Show Cause	SC	3	▲	+200.0%	+2
	Other	O	1	▲	-	+1
	Total			2,412	▼	-2.4%
Civil	Warrant in Debt	WD	71	▲	+136.7%	+41
	Garnishment	GA	21	▼	-4.5%	-1
	Other	OT	11	▼	-8.3%	-1
	Impoundment	IM	7	▲	+133.3%	+4
	Unlawful Detainer	UD	6	↔	-	-
	Admin License	AL	5	▼	-16.7%	-1
	Protective Order	PO	5	▲	+400.0%	+4
	Preliminary Protective Order	PP	4	▼	-20.0%	-1
	Detinue	DT	3	▲	+200.0%	+2
	Overweight	OC	3	▲	+200.0%	+2
	Interrogatory	IN	2	▲	+100.0%	+1
	Show Cause	SC	2	▲	-	+2
	Capias	CA	1	▲	-	+1
	Counter Claim	CC	1	▲	-	+1
	Petition-Restore Arms	PR	1	↔	-	-
Total			143	▲	60.7%	+54
Civil Commitments	Emergency Custody Order	EC	5	▼	-54.5%	-6
	Temporary Detention Order	TD	3	▼	-76.9%	-10
	Total			8	▼	-66.7%
GRAND TOTAL			2,774	▼	-0.4%	-11

Filings by Major Case Category**

Category	Summary	Change	% Change	Absolute Change
Felony	12	▼	-25.0%	-4
Garnishment	23	▲	-	0
General Civil	79	▲	+113.5%	+42
Infraction/Civil Violation	2,223	▲	-2.6%	-60
Landlord /Tenant	6	↔	-	0
Misdemeanor	378	▲	+6.5%	+23
Other	44	▲	-25.4%	-15
Protective Orders	9	▲	+50.0%	+3
GRAND TOTAL	2,774	▼	-0.4%	-11

* Compared to same time period as previous year



** Case Type Categories are defined in the 2017 Virginia Judicial Workload Assessment

The data reported reflect the case management system. The case types reported may not necessitate judicial involvement.

* Compared to same time period as previous year

** Case Type Categories are defined in the 2017 Virginia Judicial Workload Assessment

The data reported reflect the case management system. The case types reported may not necessitate judicial involvement.

2024 Overall GRAND TOTAL		Distribution of Caseload			Change*		Percentage (%) of Caseload		
12,886	-856	Criminal	1,036	8%	3.7% ▲	+37	Criminal	2023 7.3%	2024 8.0%
		Traffic	10,604	82%	-9.5% ▼	-1,116	Traffic	85.3%	82.3%
2024 		Civil	1,185	9%	21.2% ▲	+207	Civil	7.1%	9.2%
2023 		Civil Commitments	61	0%	35.6% ▲	+16	Civil Commitments	0.3%	0.5%
		GRAND TOTAL	12,886	100%	-6.2% ▼	-856	GRAND TOTAL	100%	100%

Filings by Division & Code

Division	Case Type Description	Code	Summary	Change	% Change	Absolute Change
Criminal	Misdemeanor	M	721	▲	+11.8%	+76
	Felony	F	164	▼	-22.6%	-48
	Show Cause	SC	57	▲	+42.5%	+17
	Capias	CA	46	▼	-22.0%	-13
	Civil Violation	CV	46	▲	+9.5%	+4
	Motion	MO	1	▲	-	+1
	Restricted Operators License	RL	1	↔	-	-
	Total			1,036	▲	3.7%
Traffic	Infraction	I	8,876	▼	-10.6%	-1,056
	Misdemeanor	M	1,640	▼	-4.6%	-79
	Show Cause	SC	42	▼	-2.3%	-1
	Capias	CA	38	▲	+245.5%	+27
	Felony	F	7	▼	-41.7%	-5
	Civil Violation	CV	1	↔	-	-
	Restricted Operators License	RL	0	▼	-100.0%	-2
	Total			10,604	▼	-9.5%
Civil	Warrant in Debt	WD	626	▲	+41.0%	+182
	Garnishment	GA	206	▼	-1.9%	-4
	Unlawful Detainer	UD	92	▲	+24.3%	+18
	Admin License	AL	56	▲	+14.3%	+7
	Other	OT	53	▲	+23.3%	+10
	Overweight	OC	30	▼	-30.2%	-13
	Protective Order	PO	26	▲	+13.0%	+3
	Preliminary Protective Order	PP	24	▲	+4.3%	+1
	Interrogatory	IN	20	▲	+17.6%	+3
	Impoundment	IM	18	▲	+20.0%	+3
	Show Cause	SC	11	▲	-	+11
	Bond Forfeiture	BF	8	▲	+300.0%	+6
	Motor Carrier	MC	5	▼	-44.4%	-4
	Detinue	DT	4	▼	-60.0%	-6
	Counter Claim	CC	2	▲	-	+2
	Tenants Assertion	TA	2	▼	-33.3%	-1
	Abstract	AJ	1	▼	-90.9%	-10
	Petition to Require Blood Test	BT	1	▲	-	+1
	Petition-Restore Arms	PR	0	▼	-100.0%	-2
Total			1,185	▲	21.2%	+207
Civil Commitments	Temporary Detention Order	TD	39	▲	+85.7%	+18
	Emergency Custody Order	EC	21	▲	+16.7%	+3
	Mental Commitment	MC	1	▼	-83.3%	-5
	Total			61	▲	35.6%
GRAND TOTAL			12,886	▼	-6.2%	-856

Filings by Major Case Category**

Category	Summary	Change	% Change	Absolute Change
Felony	171	▼	-23.7%	-53
Garnishment	226	▲	-0.4%	-1
General Civil	639	▼	+38.0%	+176

* Compared to same time period as previous year

** Case Type Categories are defined in the 2017 Virginia Judicial Workload Assessment

The data reported reflect the case management system. The case types reported may not necessitate judicial involvement.



CPSS - GCMS CASELOAD STATISTICS OF THE GENERAL DISTRICT COURTS
 January 2024 thru November 2024 Filings (Compared to January 2023 thru November 2023)

Infraction/Civil Violation	8,958	▼	-10.7%	-1,069
Landlord /Tenant	94	▼	+22.1%	+17
Misdemeanor	2,362	▼	-0.2%	-5
Other	386	▲	+24.1%	+75
Protective Orders	50	▲	+8.7%	+4
GRAND TOTAL	12,886	▼	-6.2%	-856

* Compared to same time period as previous year

** Case Type Categories are defined in the 2017 Virginia Judicial Workload Assessment

The data reported reflect the case management system. The case types reported may not necessitate judicial involvement.

2024 Overall GRAND TOTAL		Distribution of Caseload			Change*		Percentage (%) of Caseload			
1,190	-748	Criminal	222	19%	-29.1%	▼	-91	Criminal	2023 16.2%	2024 18.7%
		Traffic	640	54%	-52.1%	▼	-695	Traffic	68.9%	53.8%
		Civil	313	26%	18.1%	▲	+48	Civil	13.7%	26.3%
		Civil Commitments	15	1%	-40.0%	▼	-10	Civil Commitments	1.3%	1.3%
		GRAND TOTAL	1,190	100%	-38.6%	▼	-748	GRAND TOTAL	100%	100%

Filings by Division & Code

Division	Case Type Description	Code	Summary	Change	% Change	Absolute Change
Criminal	Misdemeanor	M	152	▼	-9.0%	-15
	Felony	F	37	▼	-64.4%	-67
	Show Cause	SC	16	▲	+45.5%	+5
	Capias	CA	12	▼	-47.8%	-11
	Civil Violation	CV	5	▼	-37.5%	-3
	Total			222	▼	-29.1%
Traffic	Infraction	I	465	▼	-55.3%	-576
	Misdemeanor	M	131	▼	-44.7%	-106
	Capias	CA	32	▼	-34.7%	-17
	Show Cause	SC	9	▲	+350.0%	+7
	Felony	F	3	▼	-40.0%	-2
	Civil Violation	CV	0	▼	-100.0%	-1
	Total			640	▼	-52.1%
Civil	Warrant in Debt	WD	133	▲	+104.6%	+68
	Garnishment	GA	67	▼	-20.2%	-17
	Unlawful Detainer	UD	55	▼	-17.9%	-12
	Other	OT	21	▼	-12.5%	-3
	Admin License	AL	13	▲	+8.3%	+1
	Preliminary Protective Order	PP	7	↔		-
	Protective Order	PO	6	▲	+100.0%	+3
	Abstract	AJ	2	▲		+2
	Impoundment	IM	2	▲		+2
	Show Cause	SC	2	▲	+100.0%	+1
	Bond Forfeiture	BF	1	↔		-
	Capias	CA	1	▲		+1
	Detinue	DT	1	▲		+1
	Interrogatory	IN	1	▲		+1
	Tenants Assertion	TA	1	↔		-
Total			313	▲	18.1%	+48
Civil Commitments	Temporary Detention Order	TD	12	▼	-36.8%	-7
	Emergency Custody Order	EC	3	▼	-50.0%	-3
	Total			15	▼	-40.0%
GRAND TOTAL			1,190	▼	-38.6%	-748

Filings by Major Case Category**


Category	Summary	Change	% Change	Absolute Change
Felony	40	▼	-63.3%	-69
Garnishment	68	▲	-19.0%	-16
General Civil	134	▲	+106.2%	+69
Infraction/Civil Violation	470	▼	-55.2%	-580
Landlord /Tenant	56	▼	-17.6%	-12
Misdemeanor	283	▼	-30.0%	-121
Other	126	▲	-14.9%	-22
Protective Orders	13	▲	+30.0%	+3
GRAND TOTAL	1,190	▼	-38.6%	-748

* Compared to same time period as previous year

** Case Type Categories are defined in the 2017 Virginia Judicial Workload Assessment

The data reported reflect the case management system. The case types reported may not necessitate judicial involvement.

* Compared to same time period as previous year ** Case Type Categories are defined in the 2017 Virginia Judicial Workload Assessment
The data reported reflect the case management system. The case types reported may not necessitate judicial involvement.

2024 Overall GRAND TOTAL		Distribution of Caseload		Change*		Percentage (%) of Caseload		
952	+115	Criminal	112 12%	-17.6% ▼	-24	Criminal	2023 16.2%	2024 11.8%
		Traffic	657 69%	18.0% ▲	+100	Traffic	66.5%	69.0%
2024		Civil	179 19%	28.8% ▲	+40	Civil	16.6%	18.8%
2023		Civil Commitments	4 0%	-20.0% ▼	-1	Civil Commitments	0.6%	0.4%
		GRAND TOTAL	952 100%	13.7% ▲	+115	GRAND TOTAL	100%	100%

Filings by Division & Code

Division	Case Type Description	Code	Summary	Change	% Change	Absolute Change
Criminal	Misdemeanor	M	70	▼	-27.8%	-27
	Felony	F	30	▲	+50.0%	+10
	Show Cause	SC	9	↔		-
	Civil Violation	CV	2	↔		-
	Capias	CA	1	▼	-87.5%	-7
	Total			112	▼	-17.6%
Traffic	Infraction	I	576	▲	+23.3%	+109
	Misdemeanor	M	73	▼	-9.9%	-8
	Show Cause	SC	6	▲	+500.0%	+5
	Capias	CA	2	▼	-60.0%	-3
	Restricted Operators License	RL	0	▼	-100.0%	-3
	Total			657	▲	18.0%
Civil	Warrant in Debt	WD	100	▲	+49.3%	+33
	Garnishment	GA	29	▲	+31.8%	+7
	Unlawful Detainer	UD	20	▲	+11.1%	+2
	Admin License	AL	7	▼	-22.2%	-2
	Other	OT	6	▼	-40.0%	-4
	Interrogatory	IN	5	▲	-	+5
	Detinue	DT	3	▲	-	+3
	Preliminary Protective Order	PP	3	▲	+200.0%	+2
	Protective Order	PO	3	▲	+200.0%	+2
	Impoundment	IM	2	▼	-50.0%	-2
	Tenants Assertion	TA	1	▼	-85.7%	-6
	Total			179	▲	28.8%
Civil Commitments	Emergency Custody Order	EC	2	↔		-
	Temporary Detention Order	TD	2	▼	-33.3%	-1
	Total		4	▼	-20.0%	-1
GRAND TOTAL			952	▲	13.7%	+115

Filings by Major Case Category**

Category	Summary	Change	% Change	Absolute Change
Felony	30	▲	+50.0%	+10
Garnishment	34	▲	+54.5%	+12
General Civil	104	▲	+52.9%	+36
Infraction/Civil Violation	578	▲	+23.2%	+109
Landlord /Tenant	21	▼	-16.0%	-4
Misdemeanor	143	▼	-21.0%	-38
Other	36	▲	-28.0%	-14
Protective Orders	6	▲	+200.0%	+4
GRAND TOTAL	952	▲	13.7%	+115

* Compared to same time period as previous year

** Case Type Categories are defined in the 2017 Virginia Judicial Workload Assessment

The data reported reflect the case management system. The case types reported may not necessitate judicial involvement.

2024 Overall GRAND TOTAL		Distribution of Caseload			Change*		Percentage (%) of Caseload		
748 ⁻⁷		Criminal	53	7%	-10.2% ▼	-6	Criminal	2023: 7.8%	2024: 7.1%
2024		Traffic	629	84%	-2.3% ▼	-15	Traffic	85.3%	84.1%
2023		Civil	65	9%	35.4% ▲	+17	Civil	6.4%	8.7%
		Civil Commitments	1	0%	-75.0% ▼	-3	Civil Commitments	0.5%	0.1%
		GRAND TOTAL	748	100%	-0.9% ▼	-7	GRAND TOTAL	100%	100%

Filings by Division & Code

Division	Case Type Description	Code	Summary	Change	% Change	Absolute Change
Criminal	Misdemeanor	M	41	▲	+36.7%	+11
	Felony	F	5	▼	-78.3%	-18
	Capias	CA	3	▲	-	+3
	Show Cause	SC	3	▼	-25.0%	-1
	Civil Violation	CV	1	▼	-50.0%	-1
	Total			53	▼	-10.2%
Traffic	Infraction	I	566	▼	-3.2%	-19
	Misdemeanor	M	60	▲	+7.1%	+4
	Capias	CA	3	▲	+200.0%	+2
	Felony	F	0	▼	-100.0%	-1
	Restricted Operators License	RL	0	▼	-100.0%	-1
	Total			629	▼	-2.3%
Civil	Warrant in Debt	WD	39	▲	+30.0%	+9
	Garnishment	GA	9	▼	-18.2%	-2
	Unlawful Detainer	UD	7	▲	+250.0%	+5
	Admin License	AL	2	▲	-	+2
	Other	OT	2	▲	+100.0%	+1
	Preliminary Protective Order	PP	2	▲	+100.0%	+1
	Protective Order	PO	2	▲	+100.0%	+1
	Abstract	AJ	1	▲	-	+1
	Show Cause	SC	1	▲	-	+1
	Counter Claim	CC	0	▼	-100.0%	-1
	Detinue	DT	0	▼	-100.0%	-1
	Total			65	▲	35.4%
Civil Commitments	Temporary Detention Order	TD	1	▼	-66.7%	-2
	Emergency Custody Order	EC	0	▼	-100.0%	-1
	Total		1	▼	-75.0%	-3
GRAND TOTAL			748	▼	-0.9%	-7



Filings by Major Case Category**

Category	Summary	Change	% Change	Absolute Change	
Felony	5	▼	-79.2%	-19	
Garnishment	9	▼	-18.2%	-2	
General Civil	39	▼	+25.8%	+8	
Infraction/Civil Violation	567	▼	-3.4%	-20	
Landlord /Tenant	7	▲	+250.0%	+5	
Misdemeanor	101	▼	+16.1%	+14	
Other	16	▲	+45.5%	+5	
Protective Orders	4	▲	+100.0%	+2	
GRAND TOTAL		748	▼	-0.9%	-7

* Compared to same time period as previous year

** Case Type Categories are defined in the 2017 Virginia Judicial Workload Assessment

The data reported reflect the case management system. The case types reported may not necessitate judicial involvement.

2024 Overall GRAND TOTAL		Distribution of Caseload			Change*		Percentage (%) of Caseload			
2024 	9,241	+25	Criminal	1,283	14%	8.0% ▲	+95	Criminal	2023	2024
			Traffic	6,686	72%	-2.1% ▼	-141	Traffic	74.1%	72.4%
2023 			Civil	1,181	13%	7.7% ▲	+84	Civil	11.9%	12.8%
			Civil Commitments	91	1%	-12.5% ▼	-13	Civil Commitments	1.1%	1.0%
			GRAND TOTAL	9,241	100%	0.3% ▲	+25	GRAND TOTAL	100%	100%

Filings by Division & Code

Division	Case Type Description	Code	Summary	Change	% Change	Absolute Change
Criminal	Misdemeanor	M	802	▲	+20.6%	+137
	Felony	F	309	▼	-11.2%	-39
	Capias	CA	120	▲	+10.1%	+11
	Show Cause	SC	33	▼	-13.2%	-5
	Civil Violation	CV	19	▼	-26.9%	-7
	Motion	MO	0	▼	-100.0%	-2
	Total			1,283	▲	8.0%
Traffic	Infraction	I	5,151	▲	+7.9%	+375
	Misdemeanor	M	1,471	▼	-24.0%	-465
	Capias	CA	37	▼	-37.3%	-22
	Felony	F	16	▼	-30.4%	-7
	Show Cause	SC	8	▼	-75.0%	-24
	Civil Violation	CV	3	▲	-	+3
	Other	O	0	▼	-100.0%	-1
Total			6,686	▼	-2.1%	-141
Civil	Warrant in Debt	WD	519	▲	+23.6%	+99
	Garnishment	GA	260	▼	-8.1%	-23
	Unlawful Detainer	UD	111	▼	-14.6%	-19
	Other	OT	85	▼	+41.7%	+25
	Detinue	DT	63	▼	-31.5%	-29
	Preliminary Protective Order	PP	39	▲	+62.5%	+15
	Admin License	AL	33	▲	+43.5%	+10
	Protective Order	PO	21	▲	+16.7%	+3
	Show Cause	SC	16	▲	+60.0%	+6
	Impoundment	IM	7	▲	+133.3%	+4
	Abstract	AJ	5	▼	-16.7%	-1
	Interrogatory	IN	4	▼	-60.0%	-6
	Counter Claim	CC	3	▲	-	+3
	Overweight	OC	3	▼	-25.0%	-1
	Petition-Restore Arms	PR	3	▲	-	+3
	Tenants Assertion	TA	3	▲	+50.0%	+1
	Zoning Violation	ZO	3	↔	-	-
	Bond Forfeiture	BF	2	▼	-71.4%	-5
	Capias	CA	1	▲	-	+1
Motion for Judgment	MJ	0	▼	-100.0%	-2	
Total			1,181	▲	7.7%	+84
Civil Commitments	Temporary Detention Order	TD	55	▼	-17.9%	-12
	Emergency Custody Order	EC	36	▼	-2.7%	-1
Total			91	▼	-12.5%	-13
GRAND TOTAL			9,241	▲	0.3%	+25

Filings by Major Case Category**

Category	Summary	Change	% Change	Absolute Change
Felony	325	▼	-12.4%	-46
Garnishment	264	▼	-9.9%	-29
General Civil	586	▲	+13.3%	+69

* Compared to same time period as previous year

** Case Type Categories are defined in the 2017 Virginia Judicial Workload Assessment

The data reported reflect the case management system. The case types reported may not necessitate judicial involvement.

CPSS - GCMS CASELOAD STATISTICS OF THE GENERAL DISTRICT COURTS
 January 2024 thru November 2024 Filings (Compared to January 2023 thru November 2023)

Infraction/Civil Violation	5,176	▲	+7.7%	+369
Landlord /Tenant	114	▲	-13.6%	-18
Misdemeanor	2,276	▼	-12.6%	-328
Other	440	▲	-2.2%	-10
Protective Orders	60	▲	+42.9%	+18
GRAND TOTAL	9,241	▲	0.3%	+25

* Compared to same time period as previous year

** Case Type Categories are defined in the 2017 Virginia Judicial Workload Assessment

The data reported reflect the case management system. The case types reported may not necessitate judicial involvement.

2024 Overall GRAND TOTAL		Distribution of Caseload			Change*		Percentage (%) of Caseload		
8,029	-60	Criminal	1,293	16%	-5.1% ▼	-70	Criminal	2023	2024
		Traffic	3,506	44%	-13.0% ▼	-522	Traffic	16.9%	16.1%
2024		Civil	1,708	21%	35.8% ▲	+450	Civil	49.8%	43.7%
2023		Civil Commitments	1,522	19%	5.7% ▲	+82	Civil Commitments	15.6%	21.3%
		GRAND TOTAL	8,029	100%	-0.7% ▼	-60	GRAND TOTAL	17.8%	19.0%
							GRAND TOTAL	100%	100%

Filings by Division & Code

Division	Case Type Description	Code	Summary	Change	% Change	Absolute Change
Criminal	Misdemeanor	M	687	▲	+2.2%	+15
	Felony	F	322	▼	-27.5%	-122
	Capias	CA	159	▲	+6.7%	+10
	Show Cause	SC	68	▲	+28.3%	+15
	Civil Violation	CV	53	▲	+60.6%	+20
	Motion	MO	2	▼	-81.8%	-9
	Restricted Operators License	RL	2	▲	+100.0%	+1
	Total			1,293	▼	-5.1%
Traffic	Infraction	I	2,856	▼	-10.4%	-330
	Misdemeanor	M	469	▼	-22.1%	-133
	Capias	CA	115	▼	-25.3%	-39
	Other	O	27	▼	-49.1%	-26
	Show Cause	SC	24	▲	+50.0%	+8
	Felony	F	12	▲	+9.1%	+1
	Restricted Operators License	RL	2	▲	+100.0%	+1
	Motion	MO	1	▼	-50.0%	-1
	Civil Violation	CV	0	▼	-100.0%	-3
Total			3,506	▼	-13.0%	-522
Civil	Warrant in Debt	WD	714	▲	+90.9%	+340
	Garnishment	GA	424	▲	+12.8%	+48
	Unlawful Detainer	UD	222	▲	+4.2%	+9
	Other	OT	73	▲	+43.1%	+22
	Preliminary Protective Order	PP	53	▲	+82.8%	+24
	Protective Order	PO	42	▲	+55.6%	+15
	Detinue	DT	39	▲	+18.2%	+6
	Interrogatory	IN	36	▼	-33.3%	-18
	Abstract	AJ	29	▲	+26.1%	+6
	Show Cause	SC	27	▼	-12.9%	-4
	Admin License	AL	26	▲	+13.0%	+3
	Impoundment	IM	7	↔		-
	Motion for Judgment	MJ	5	▼	-16.7%	-1
	Counter Claim	CC	4	▲	+300.0%	+3
	Petition-Restore Arms	PR	3	▲	+200.0%	+2
	Tenants Assertion	TA	3	▲	-	+3
	Capias	CA	1	▼	-85.7%	-6
	Bond Forfeiture	BF	0	▼	-100.0%	-1
	Cross Claim	CR	0	▼	-100.0%	-1
Total			1,708	▲	35.8%	+450
Civil Commitments	Mental Commitment	MC	991	▲	+15.0%	+129
	Other	OT	317	▼	-2.5%	-8
	Temporary Detention Order	TD	118	▼	-20.8%	-31
	Emergency Custody Order	EC	57	▼	-21.9%	-16
	Petition	PT	39	▲	+25.8%	+8
Total			1,522	▲	5.7%	+82
GRAND TOTAL			8,029	▼	-0.7%	-60

* Compared to same time period as previous year

** Case Type Categories are defined in the 2017 Virginia Judicial Workload Assessment

The data reported reflect the case management system. The case types reported may not necessitate judicial involvement.

Filings by Major Case Category**

Category	Summary	Change	% Change	Absolute Change
Felony	334	▼	-26.6%	-121
Garnishment	460	▼	+7.0%	+30
General Civil	765	▲	+83.9%	+349
Infraction/Civil Violation	2,936	▼	-10.4%	-339
Involuntary Civil Commitments	356	▲		0
Landlord /Tenant	225	▲	+5.6%	+12
Misdemeanor	1,160	▲	-9.1%	-116
Other	1,698	▼	+5.3%	+86
Protective Orders	95	▲	+69.6%	+39
GRAND TOTAL	8,029	▼	-0.7%	-60

* Compared to same time period as previous year

** Case Type Categories are defined in the 2017 Virginia Judicial Workload Assessment

The data reported reflect the case management system. The case types reported may not necessitate judicial involvement.

2024 Overall GRAND TOTAL		Distribution of Caseload			Change*		Percentage (%) of Caseload		
5,727	+471	Criminal	1,011	18%	6.0% ▲	+57	Criminal	2023	2024
		Traffic	1,402	24%	20.3% ▲	+237	Traffic	18.2%	17.7%
2024		Civil	3,172	55%	5.7% ▲	+170	Civil	22.2%	24.5%
2023		Civil Commitments	142	2%	5.2% ▲	+7	Civil Commitments	57.1%	55.4%
		GRAND TOTAL	5,727	100%	9.0% ▲	+471	GRAND TOTAL	2.6%	2.5%
							GRAND TOTAL	100%	100%

Filings by Division & Code

Division	Case Type Description	Code	Summary	Change	% Change	Absolute Change
Criminal	Misdemeanor	M	576	▲	+24.1%	+112
	Felony	F	265	▼	-9.9%	-29
	Capias	CA	116	▼	-22.7%	-34
	Show Cause	SC	45	▲	+18.4%	+7
	Civil Violation	CV	9	▲	+12.5%	+1
	Total			1,011	▲	6.0%
Traffic	Infraction	I	885	▲	+25.2%	+178
	Misdemeanor	M	381	▲	+16.5%	+54
	Capias	CA	88	▲	+44.3%	+27
	Show Cause	SC	27	▼	-30.8%	-12
	Felony	F	10	▼	-16.7%	-2
	Civil Violation	CV	8	↔		-
	Restricted Operators License	RL	3	▼	-72.7%	-8
	Total			1,402	▲	20.3%
Civil	Warrant in Debt	WD	1,806	▲	+5.1%	+87
	Garnishment	GA	598	▲	+28.9%	+134
	Unlawful Detainer	UD	327	▼	-11.6%	-43
	Detinue	DT	154	▼	-4.3%	-7
	Other	OT	84	▼	-7.7%	-7
	Preliminary Protective Order	PP	57	▼	-1.7%	-1
	Interrogatory	IN	31	▼	-8.8%	-3
	Admin License	AL	28	▲	+16.7%	+4
	Show Cause	SC	26	▼	-7.1%	-2
	Protective Order	PO	20	▲	+11.1%	+2
	Abstract	AJ	19	▲	+58.3%	+7
	Motion for Judgment	MJ	6	▼	-14.3%	-1
	Impoundment	IM	5	▼	-44.4%	-4
	Capias	CA	4	▲	+300.0%	+3
	Detinue Seizure	DZ	4	▲	-	+4
	Counter Claim	CC	2	↔		-
	Tenants Assertion	TA	1	▼	-50.0%	-1
	Bond Forfeiture	BF	0	▼	-100.0%	-1
	Petition-Restore Arms	PR	0	▼	-100.0%	-1
Total			3,172	▲	5.7%	+170
Civil Commitments	Temporary Detention Order	TD	99	▼	-1.0%	-1
	Emergency Custody Order	EC	43	▲	+22.9%	+8
	Total			142	▲	5.2%
GRAND TOTAL			5,727	▲	9.0%	+471

Filings by Major Case Category**

Category	Summary	Change	% Change	Absolute Change
Felony	275	▼	-10.1%	-31
Garnishment	629	▲	+26.3%	+131
General Civil	1,973	▲	+4.3%	+82
Infraction/Civil Violation	902	▲	+24.8%	+179
Landlord /Tenant	328	▼	-11.8%	-44

* Compared to same time period as previous year

** Case Type Categories are defined in the 2017 Virginia Judicial Workload Assessment

The data reported reflect the case management system. The case types reported may not necessitate judicial involvement.

CPSS - GCMS CASELOAD STATISTICS OF THE GENERAL DISTRICT COURTS
 January 2024 thru November 2024 Filings (Compared to January 2023 thru November 2023)

Misdemeanor	960	▼	+19.7%	+158
Other	583	▲	-0.9%	-5
Protective Orders	77	▲	+1.3%	+1
GRAND TOTAL	5,727	▲	9.0%	+471

* Compared to same time period as previous year

** Case Type Categories are defined in the 2017 Virginia Judicial Workload Assessment

The data reported reflect the case management system. The case types reported may not necessitate judicial involvement.

2024 Overall GRAND TOTAL		Distribution of Caseload			Change*		Percentage (%) of Caseload			
2024	4,251	Criminal	334	8%	-15.9%	▼	-63	Criminal	10.8%	7.9%
		Traffic	3,493	82%	17.4%	▲	+518	Traffic	80.8%	82.2%
2023	+569	Civil	412	10%	37.8%	▲	+113	Civil	8.1%	9.7%
		Civil Commitments	12	0%	9.1%	▲	+1	Civil Commitments	0.3%	0.3%
		GRAND TOTAL	4,251	100%	15.5%	▲	+569	GRAND TOTAL	100%	100%

Filings by Division & Code

Division	Case Type Description	Code	Summary	Change	% Change	Absolute Change
Criminal	Misdemeanor	M	214	▼	-23.0%	-64
	Felony	F	50	▲	+11.1%	+5
	Show Cause	SC	31	▼	-8.8%	-3
	Civil Violation	CV	15	▼	-16.7%	-3
	Capias	CA	14	▲	+7.7%	+1
	Motion	MO	6	▲	+50.0%	+2
	Restricted Operators License	RL	4	▼	-20.0%	-1
	Total			334	▼	-15.9%
Traffic	Infraction	I	2,940	▲	+19.5%	+480
	Misdemeanor	M	531	▲	+5.1%	+26
	Show Cause	SC	8	▲	+300.0%	+6
	Capias	CA	6	▲	+100.0%	+3
	Felony	F	6	▲	+20.0%	+1
	Civil Violation	CV	1	▲	-	+1
	Motion	MO	1	▲	-	+1
	Total			3,493	▲	17.4%
Civil	Warrant in Debt	WD	219	▲	+61.0%	+83
	Garnishment	GA	69	▼	-8.0%	-6
	Admin License	AL	63	▲	+70.3%	+26
	Unlawful Detainer	UD	26	▼	-13.3%	-4
	Other	OT	8	▼	-11.1%	-1
	Impoundment	IM	7	▲	+75.0%	+3
	Preliminary Protective Order	PP	5	▲	+150.0%	+3
	Protective Order	PO	4	▲	-	+4
	Bond Forfeiture	BF	3	▲	+50.0%	+1
	Detinue	DT	3	▲	+200.0%	+2
	Restricted Operators License	RL	2	▲	-	+2
	Abstract	AJ	1	▲	-	+1
	Motion for Judgment	MJ	1	▲	-	+1
	Tenants Assertion	TA	1	▲	-	+1
	Interrogatory	IN	0	▼	-100.0%	-2
Show Cause	SC	0	▼	-100.0%	-1	
Total			412	▲	37.8%	+113
Civil Commitments	Temporary Detention Order	TD	9	▼	-10.0%	-1
	Emergency Custody Order	EC	3	▲	+200.0%	+2
	Total			12	▲	9.1%
GRAND TOTAL			4,251	▲	15.5%	+569

Filings by Major Case Category**

Category	Summary	Change	% Change	Absolute Change
Felony	56	▲	+12.0%	+6
Garnishment	69	▼	-10.4%	-8
General Civil	226	▲	+61.4%	+86
Infraction/Civil Violation	2,956	▲	+19.3%	+478
Landlord /Tenant	27	▲	-10.0%	-3
Misdemeanor	751	▲	-4.7%	-37

* Compared to same time period as previous year

** Case Type Categories are defined in the 2017 Virginia Judicial Workload Assessment

The data reported reflect the case management system. The case types reported may not necessitate judicial involvement.



CPSS - GCMS CASELOAD STATISTICS OF THE GENERAL DISTRICT COURTS
 January 2024 thru November 2024 Filings (Compared to January 2023 thru November 2023)

Other	157	▲	+34.2%	+40
Protective Orders	9	▲	+350.0%	+7
GRAND TOTAL	4,251	▲	15.5%	+569

* Compared to same time period as previous year

** Case Type Categories are defined in the 2017 Virginia Judicial Workload Assessment

The data reported reflect the case management system. The case types reported may not necessitate judicial involvement.

2024 Overall GRAND TOTAL		Distribution of Caseload			Change*		Percentage (%) of Caseload		
17,232	+1,960	Criminal	2,703	16%	-0.6% ▼	-15	Criminal	2023	2024
		Traffic	11,000	64%	17.1% ▲	+1,605	Traffic	17.8%	15.7%
		Civil	3,410	20%	11.5% ▲	+351	Civil	61.5%	63.8%
		Civil Commitments	119	1%	19.0% ▲	+19	Civil Commitments	20.0%	19.8%
		GRAND TOTAL	17,232	100%	12.8% ▲	+1,960	GRAND TOTAL	100%	100%

Filings by Division & Code

Division	Case Type Description	Code	Summary	Change	% Change	Absolute Change
Criminal	Misdemeanor	M	1,526	▲	+14.8%	+197
	Felony	F	562	▼	-30.7%	-249
	Capias	CA	272	▲	+5.4%	+14
	Show Cause	SC	271	▲	+14.3%	+34
	Civil Violation	CV	72	▼	-13.3%	-11
	Total			2,703	▼	-0.6%
Traffic	Infraction	I	8,549	▲	+18.7%	+1,345
	Misdemeanor	M	2,234	▲	+11.4%	+228
	Capias	CA	104	▲	+6.1%	+6
	Show Cause	SC	64	▲	+60.0%	+24
	Felony	F	44	▲	+2.3%	+1
	Civil Violation	CV	4	▲	+33.3%	+1
	Other	O	1	↔		-
	Total			11,000	▲	17.1%
Civil	Warrant in Debt	WD	1,585	▲	+28.4%	+351
	Garnishment	GA	945	▲	+10.1%	+87
	Unlawful Detainer	UD	232	▼	-4.9%	-12
	Admin License	AL	148	▼	-22.9%	-44
	Other	OT	90	▲	+45.2%	+28
	Overweight	OC	72	▼	-31.4%	-33
	Motor Carrier	MC	71	▼	-22.0%	-20
	Protective Order	PO	61	▲	+19.6%	+10
	Preliminary Protective Order	PP	58	▲	+34.9%	+15
	Show Cause	SC	42	▲	+13.5%	+5
	Abstract	AJ	26	▼	-33.3%	-13
	Interrogatory	IN	23	▲	+64.3%	+9
	Impoundment	IM	21	▼	-57.1%	-28
	Bond Forfeiture	BF	20	▼	-4.8%	-1
	Detinue	DT	8	▼	-11.1%	-1
	Petition-Restore Arms	PR	6	▲	+500.0%	+5
	Capias	CA	1	↔		-
	Tenants Assertion	TA	1	▼	-50.0%	-1
	Counter Claim	CC	0	▼	-100.0%	-1
	Motion for Judgment	MJ	0	▼	-100.0%	-1
Restricted Operators License	RL	0	▼	-100.0%	-4	
Total			3,410	▲	11.5%	+351
Civil Commitments	Temporary Detention Order	TD	78	▲	+16.4%	+11
	Emergency Custody Order	EC	40	▲	+21.2%	+7
	Medical Emergency Custody Order	ME	1	▲	-	+1
	Total			119	▲	19.0%
GRAND TOTAL			17,232	▲	12.8%	+1,960

Filings by Major Case Category**

Category	Summary	Change	% Change	Absolute Change
Felony	606	▼	-29.0%	-248
Garnishment	968	▲	+11.0%	+96
General Civil	1,605	▲	+27.5%	+346

* Compared to same time period as previous year

** Case Type Categories are defined in the 2017 Virginia Judicial Workload Assessment

The data reported reflect the case management system. The case types reported may not necessitate judicial involvement.

CPSS - GCMS CASELOAD STATISTICS OF THE GENERAL DISTRICT COURTS
 January 2024 thru November 2024 Filings (Compared to January 2023 thru November 2023)

Infraction/Civil Violation	8,769	▼	+17.1%	+1,282
Landlord /Tenant	233	▼	-5.3%	-13
Misdemeanor	3,760	▼	+12.6%	+421
Other	1,172	▲	+4.5%	+51
Protective Orders	119	▲	+26.6%	+25
GRAND TOTAL	17,232	▲	12.8%	+1,960

* Compared to same time period as previous year

** Case Type Categories are defined in the 2017 Virginia Judicial Workload Assessment

The data reported reflect the case management system. The case types reported may not necessitate judicial involvement.

2024 Overall GRAND TOTAL		Distribution of Caseload			Change*		Percentage (%) of Caseload		
6,049	+560	Criminal	744	12%	-27.3% ▼	-280	Criminal	2023 18.7%	2024 12.3%
		Traffic	4,116	68%	27.8% ▲	+896	Traffic	58.7%	68.0%
2024		Civil	1,116	18%	-6.5% ▼	-77	Civil	21.7%	18.4%
2023		Civil Commitments	73	1%	40.4% ▲	+21	Civil Commitments	0.9%	1.2%
		GRAND TOTAL	6,049	100%	10.2% ▲	+560	GRAND TOTAL	100%	100%

Filings by Division & Code

Division	Case Type Description	Code	Summary	Change	% Change	Absolute Change
Criminal	Misdemeanor	M	346	▼	-32.3%	-165
	Felony	F	265	▼	-25.4%	-90
	Show Cause	SC	68	↔		-
	Capias	CA	44	▼	-24.1%	-14
	Civil Violation	CV	20	▼	-31.0%	-9
	Motion	MO	1	↔		-
	Restricted Operators License	RL	0	▼	-100.0%	-2
	Total			744	▼	-27.3%
Traffic	Infraction	I	3,334	▲	+36.9%	+899
	Misdemeanor	M	744	▲	+2.1%	+15
	Show Cause	SC	22	▼	-4.3%	-1
	Capias	CA	8	▼	-55.6%	-10
	Felony	F	8	▼	-38.5%	-5
	Restricted Operators License	RL	0	▼	-100.0%	-2
	Total			4,116	▲	27.8%
Civil	Warrant in Debt	WD	498	▲	+16.9%	+72
	Garnishment	GA	332	▼	-7.5%	-27
	Unlawful Detainer	UD	88	▼	-11.1%	-11
	Other	OT	50	▲	-24.2%	-16
	Preliminary Protective Order	PP	33	▲	+57.1%	+12
	Detinue	DT	27	▲	+12.5%	+3
	Protective Order	PO	25	▲	+13.6%	+3
	Admin License	AL	19	▼	-34.5%	-10
	Abstract	AJ	13	▲	+30.0%	+3
	Impoundment	IM	8	▲	+700.0%	+7
	Show Cause	SC	7	▼	-82.9%	-34
	Interrogatory	IN	6	▼	-92.9%	-79
	Overweight	OC	4	▲	-	+4
	Counter Claim	CC	3	▲	+50.0%	+1
	Motion for Judgment	MJ	2	▲	+100.0%	+1
	Petition-Restore Arms	PR	1	▼	-66.7%	-2
	Capias	CA	0	▼	-100.0%	-1
	Restricted Operators License	RL	0	▼	-100.0%	-1
	Tenants Assertion	TA	0	▼	-100.0%	-1
	Third Party Claim	TH	0	▼	-100.0%	-1
Total			1,116	▼	-6.5%	-77
Civil Commitments	Temporary Detention Order	TD	47	▲	+74.1%	+20
	Emergency Custody Order	EC	26	▲	+8.3%	+2
	Medical Emergency Temporary Detention Order	MT	0	▼	-100.0%	-1
	Total			73	▲	40.4%
GRAND TOTAL			6,049	▲	10.2%	+560

Filings by Major Case Category**

Category	Summary	Change	% Change	Absolute Change
Felony	273	▼	-25.8%	-95
Garnishment	338	▼	-23.9%	-106
General Civil	531	▲	+16.7%	+76

* Compared to same time period as previous year

** Case Type Categories are defined in the 2017 Virginia Judicial Workload Assessment

The data reported reflect the case management system. The case types reported may not necessitate judicial involvement.



CPSS - GCMS CASELOAD STATISTICS OF THE GENERAL DISTRICT COURTS
 January 2024 thru November 2024 Filings (Compared to January 2023 thru November 2023)

Infraction/Civil Violation	3,358	▲	+36.3%	+894
Landlord /Tenant	88	▼	-12.0%	-12
Misdemeanor	1,090	▼	-12.4%	-155
Other	313	▲	-15.4%	-57
Protective Orders	58	▲	+34.9%	+15
GRAND TOTAL	6,049	▲	10.2%	+560

* Compared to same time period as previous year

** Case Type Categories are defined in the 2017 Virginia Judicial Workload Assessment

The data reported reflect the case management system. The case types reported may not necessitate judicial involvement.

2024 Overall GRAND TOTAL		Distribution of Caseload			Change*		Percentage (%) of Caseload			
33,747	-680	Criminal	5,301	16%	-6.5%	▼	-368	Criminal	2023 16.5%	2024 15.7%
		Traffic	18,410	55%	-2.3%	▼	-443	Traffic	54.8%	54.6%
2024 		Civil	9,446	28%	1.9%	▲	+178	Civil	26.9%	28.0%
2023 		Civil Commitments	590	2%	-7.4%	▼	-47	Civil Commitments	1.9%	1.7%
		GRAND TOTAL	33,747	100%	-2.0%	▼	-680	GRAND TOTAL	100%	100%

Filings by Division & Code

Division	Case Type Description	Code	Summary	Change	% Change	Absolute Change
Criminal	Misdemeanor	M	3,041	▲	+4.5%	+132
	Felony	F	1,343	▼	-25.3%	-456
	Capias	CA	422	▼	-8.7%	-40
	Show Cause	SC	340	▼	-8.1%	-30
	Civil Violation	CV	155	▲	+21.1%	+27
	Restricted Operators License	RL	0	▼	-100.0%	-1
	Total			5,301	▼	-6.5%
Traffic	Infraction	I	13,648	▼	-5.2%	-744
	Misdemeanor	M	4,272	▼	-0.1%	-5
	Civil Violation	CV	292	▲	+4,766.7%	+286
	Capias	CA	68	▲	+44.7%	+21
	Felony	F	62	▼	-1.6%	-1
	Show Cause	SC	60	▲	+5.3%	+3
	Restricted Operators License	RL	8	▼	-20.0%	-2
	Other	O	0	▼	-100.0%	-1
Total			18,410	▼	-2.3%	-443
Civil	Warrant in Debt	WD	5,582	▲	+12.4%	+617
	Garnishment	GA	1,206	▼	-10.7%	-145
	Unlawful Detainer	UD	900	▼	-25.6%	-309
	Admin License	AL	297	▲	+23.2%	+56
	Other	OT	232	▲	+8.9%	+19
	Impoundment	IM	228	▲	+50.0%	+76
	Detinue	DT	195	▲	+19.6%	+32
	Preliminary Protective Order	PP	165	▼	-9.8%	-18
	Interrogatory	IN	159	▼	-2.5%	-4
	Bond Forfeiture	BF	137	▼	-4.9%	-7
	Protective Order	PO	136	▼	-17.6%	-29
	Show Cause	SC	111	▼	-36.2%	-63
	Abstract	AJ	58	▼	-38.3%	-36
	Motion for Judgment	MJ	17	▼	-26.1%	-6
	Capias	CA	7	▼	-22.2%	-2
	Overweight	OC	6	▲	+500.0%	+5
	Counter Claim	CC	4	▼	-42.9%	-3
	Petition-Restore Arms	PR	3	↔	-	-
	Tenants Assertion	TA	3	▼	-50.0%	-3
	Cross Claim	CR	0	▼	-100.0%	-1
Restricted Operators License	RL	0	▼	-100.0%	-1	
Total			9,446	▲	1.9%	+178
Civil Commitments	Temporary Detention Order	TD	236	▼	-6.0%	-15
	Mental Commitment	MC	153	▼	-9.5%	-16
	Emergency Custody Order	EC	123	▼	-9.6%	-13
	Petition	PT	50	▼	-19.4%	-12
	Other	OT	22	▲	+22.2%	+4
	Medical Emergency Temporary Detention Order	MT	5	▲	+400.0%	+4
	Medical Emergency Custody Order	ME	1	▲	-	+1
Total			590	▼	-7.4%	-47
GRAND TOTAL			33,747	▼	-2.0%	-680

* Compared to same time period as previous year

** Case Type Categories are defined in the 2017 Virginia Judicial Workload Assessment

The data reported reflect the case management system. The case types reported may not necessitate judicial involvement.



Filings by Major Case Category**

Category	Summary	Change	% Change	Absolute Change
Felony	1,405	▼	-24.5%	-457
Garnishment	1,365	▼	-9.8%	-149
General Civil	5,840	▲	+12.5%	+650
Infraction/Civil Violation	14,101	▲	-2.9%	-427
Involuntary Civil Commitments	72	▲	-10.0%	-8
Landlord /Tenant	903	▼	-25.7%	-312
Misdemeanor	7,321	▼	+1.7%	+123
Other	2,439	▲	-2.1%	-53
Protective Orders	301	▼	-13.5%	-47
GRAND TOTAL	33,747	▼	-2.0%	-680

* Compared to same time period as previous year

** Case Type Categories are defined in the 2017 Virginia Judicial Workload Assessment

The data reported reflect the case management system. The case types reported may not necessitate judicial involvement.

2024 Overall GRAND TOTAL		Distribution of Caseload			Change*		Percentage (%) of Caseload		
12,581	+1,291	Criminal	1,432	11%	7.2% ▲	+96	Criminal	2023	2024
		Traffic	9,251	74%	14.4% ▲	+1,167	Traffic	11.8%	11.4%
		Civil	1,837	15%	1.8% ▲	+33	Civil	71.6%	73.5%
		Civil Commitments	61	0%	-7.6% ▼	-5	Civil Commitments	16.0%	14.6%
		GRAND TOTAL	12,581	100%	11.4% ▲	+1,291	GRAND TOTAL	0.6%	0.5%
							GRAND TOTAL	100%	100%

Filings by Division & Code

Division	Case Type Description	Code	Summary	Change	% Change	Absolute Change
Criminal	Misdemeanor	M	786	▲	+11.5%	+81
	Felony	F	350	▼	-0.6%	-2
	Show Cause	SC	117	▲	+37.6%	+32
	Capias	CA	108	▼	-11.5%	-14
	Civil Violation	CV	59	▼	-6.3%	-4
	Motion	MO	12	▲	+33.3%	+3
	Total			1,432	▲	7.2%
Traffic	Infraction	I	7,298	▲	+20.6%	+1,247
	Misdemeanor	M	1,835	▼	-4.4%	-85
	Capias	CA	48	▼	-22.6%	-14
	Show Cause	SC	34	▲	+6.3%	+2
	Felony	F	31	▲	+72.2%	+13
	Civil Violation	CV	4	▲	+300.0%	+3
	Motion	MO	1	▲	-	+1
Total			9,251	▲	14.4%	+1,167
Civil	Warrant in Debt	WD	899	▲	+15.4%	+120
	Garnishment	GA	494	▼	-1.2%	-6
	Unlawful Detainer	UD	168	▼	-8.2%	-15
	Admin License	AL	64	↔	-	-
	Other	OT	61	▲	-14.1%	-10
	Show Cause	SC	26	↔	-	-
	Preliminary Protective Order	PP	25	▼	-28.6%	-10
	Abstract	AJ	20	▼	-60.0%	-30
	Bond Forfeiture	BF	20	▼	-16.7%	-4
	Protective Order	PO	16	▼	-15.8%	-3
	Impoundment	IM	12	▲	+33.3%	+3
	Interrogatory	IN	11	▼	-52.2%	-12
	Detinue	DT	9	▼	-30.8%	-4
	Overweight	OC	6	▲	+500.0%	+5
	Tenants Assertion	TA	2	▲	-	+2
	Capias	CA	1	↔	-	-
	Motion for Judgment	MJ	1	▼	-50.0%	-1
	Petition-Restore Arms	PR	1	▲	-	+1
	Zoning Violation	ZO	1	▲	-	+1
	Counter Claim	CC	0	▼	-100.0%	-3
Restricted Operators License	RL	0	▼	-100.0%	-1	
Total			1,837	▲	1.8%	+33
Civil Commitments	Temporary Detention Order	TD	33	▼	-21.4%	-9
	Emergency Custody Order	EC	28	▲	+16.7%	+4
Total			61	▼	-7.6%	-5
GRAND TOTAL			12,581	▲	11.4%	+1,291

Filings by Major Case Category**

Category	Summary	Change	% Change	Absolute Change
Felony	381	▲	+3.0%	+11
Garnishment	505	▼	-3.4%	-18
General Civil	920	▲	+15.3%	+122

* Compared to same time period as previous year

** Case Type Categories are defined in the 2017 Virginia Judicial Workload Assessment

The data reported reflect the case management system. The case types reported may not necessitate judicial involvement.

CPSS - GCMS CASELOAD STATISTICS OF THE GENERAL DISTRICT COURTS
 January 2024 thru November 2024 Filings (Compared to January 2023 thru November 2023)

Infraction/Civil Violation	7,367	▲	+20.5%	+1,251
Landlord /Tenant	170	▲	-7.1%	-13
Misdemeanor	2,622	▲	-0.2%	-4
Other	575	▲	-7.3%	-45
Protective Orders	41	▼	-24.1%	-13
GRAND TOTAL	12,581	▲	11.4%	+1,291

* Compared to same time period as previous year

** Case Type Categories are defined in the 2017 Virginia Judicial Workload Assessment

The data reported reflect the case management system. The case types reported may not necessitate judicial involvement.

2024 Overall GRAND TOTAL		Distribution of Caseload			Change*		Percentage (%) of Caseload		
9,555	+311	Criminal	1,989	21%	4.2% ▲	+80	Criminal	20.7%	20.8%
		Traffic	5,072	53%	-1.8% ▼	-93	Traffic	55.9%	53.1%
2024		Civil	2,376	25%	16.5% ▲	+337	Civil	22.1%	24.9%
2023		Civil Commitments	118	1%	-9.9% ▼	-13	Civil Commitments	1.4%	1.2%
		GRAND TOTAL	9,555	100%	3.4% ▲	+311	GRAND TOTAL	100%	100%

Filings by Division & Code

Division	Case Type Description	Code	Summary	Change	% Change	Absolute Change
Criminal	Misdemeanor	M	1,172	▲	+13.8%	+142
	Felony	F	487	▼	-3.0%	-15
	Show Cause	SC	136	▼	-12.8%	-20
	Capias	CA	135	▼	-11.8%	-18
	Civil Violation	CV	59	▼	-11.9%	-8
	Restricted Operators License	RL	0	▼	-100.0%	-1
	Total			1,989	▲	4.2%
Traffic	Infraction	I	3,740	▼	-4.9%	-194
	Misdemeanor	M	1,179	▲	+5.0%	+56
	Civil Violation	CV	80	▲	+3,900.0%	+78
	Show Cause	SC	31	▼	-20.5%	-8
	Capias	CA	24	▼	-52.0%	-26
	Felony	F	17	↔		-
	Other	O	1	▲	-	+1
Total			5,072	▼	-1.8%	-93
Civil	Warrant in Debt	WD	1,047	▲	+35.8%	+276
	Garnishment	GA	633	▲	+13.0%	+73
	Unlawful Detainer	UD	188	▼	-14.5%	-32
	Impoundment	IM	131	▲	+15.9%	+18
	Admin License	AL	103	▲	+17.0%	+15
	Other	OT	66	▲	+17.9%	+10
	Detinue	DT	49	▲	+2.1%	+1
	Preliminary Protective Order	PP	34	▲	+3.0%	+1
	Show Cause	SC	34	▲	+41.7%	+10
	Interrogatory	IN	28	▲	+47.4%	+9
	Protective Order	PO	25	▼	-16.7%	-5
	Abstract	AJ	17	▼	-67.3%	-35
	Bond Forfeiture	BF	10	▲	+66.7%	+4
	Overweight	OC	5	▲	+150.0%	+3
	Tenants Assertion	TA	3	▲	+50.0%	+1
	Counter Claim	CC	2	▼	-60.0%	-3
	Petition-Restore Arms	PR	1	▼	-50.0%	-1
	Capias	CA	0	▼	-100.0%	-3
	Motion for Judgment	MJ	0	▼	-100.0%	-2
	Restricted Operators License	RL	0	▼	-100.0%	-1
Third Party Claim	TH	0	▼	-100.0%	-2	
Total			2,376	▲	16.5%	+337
Civil Commitments	Temporary Detention Order	TD	74	▼	-22.1%	-21
	Emergency Custody Order	EC	44	▲	+22.2%	+8
	Total		118	▼	-9.9%	-13
GRAND TOTAL			9,555	▲	3.4%	+311

Filings by Major Case Category**

Category	Summary	Change	% Change	Absolute Change
Felony	504	▼	-2.9%	-15
Garnishment	661	▲	+14.2%	+82
General Civil	1,111	▼	+33.2%	+277

* Compared to same time period as previous year

** Case Type Categories are defined in the 2017 Virginia Judicial Workload Assessment

The data reported reflect the case management system. The case types reported may not necessitate judicial involvement.



CPSS - GCMS CASELOAD STATISTICS OF THE GENERAL DISTRICT COURTS
 January 2024 thru November 2024 Filings (Compared to January 2023 thru November 2023)

Infraction/Civil Violation	3,885	▲	-3.0%	-120
Landlord /Tenant	191	▲	-14.0%	-31
Misdemeanor	2,351	▼	+9.1%	+196
Other	793	▼	-8.5%	-74
Protective Orders	59	▼	-6.3%	-4
GRAND TOTAL	9,555	▲	3.4%	+311

* Compared to same time period as previous year

** Case Type Categories are defined in the 2017 Virginia Judicial Workload Assessment

The data reported reflect the case management system. The case types reported may not necessitate judicial involvement.

2024 Overall GRAND TOTAL		Distribution of Caseload			Change*		Percentage (%) of Caseload		
10,805	+1,126	Criminal	2,578	24%	23.8% ▲	+495	Criminal	2023	2024
		Traffic	4,256	39%	6.4% ▲	+257	Traffic	21.5%	23.9%
		Civil	3,570	33%	8.6% ▲	+282	Civil	41.3%	39.4%
		Civil Commitments	401	4%	29.8% ▲	+92	Civil Commitments	34.0%	33.0%
		GRAND TOTAL	10,805	100%	11.6% ▲	+1,126	GRAND TOTAL	100%	100%

Filings by Division & Code

Division	Case Type Description	Code	Summary	Change	% Change	Absolute Change
Criminal	Misdemeanor	M	1,608	▲	+29.2%	+363
	Felony	F	473	▲	+14.8%	+61
	Capias	CA	249	▲	+8.3%	+19
	Show Cause	SC	213	▲	+39.2%	+60
	Civil Violation	CV	35	▼	-18.6%	-8
	Total			2,578	▲	23.8%
Traffic	Infraction	I	3,051	▲	+9.0%	+253
	Misdemeanor	M	907	▼	-1.1%	-10
	Other	O	216	▲	+10.8%	+21
	Capias	CA	32	▼	-34.7%	-17
	Show Cause	SC	27	▲	+17.4%	+4
	Felony	F	23	▲	+43.8%	+7
	Civil Violation	CV	0	▼	-100.0%	-1
	Total			4,256	▲	6.4%
Civil	Warrant in Debt	WD	1,490	▲	+23.2%	+281
	Garnishment	GA	1,208	▲	+2.5%	+30
	Unlawful Detainer	UD	311	▼	-8.3%	-28
	Admin License	AL	161	▲	+45.0%	+50
	Abstract	AJ	89	▲	+30.9%	+21
	Other	OT	70	▼	-10.3%	-8
	Detinue	DT	55	▼	-49.1%	-53
	Protective Order	PO	51	▲	+2.0%	+1
	Preliminary Protective Order	PP	40	▲	+42.9%	+12
	Interrogatory	IN	23	▲	+64.3%	+9
	Impoundment	IM	22	▲	+37.5%	+6
	Bond Forfeiture	BF	20	▼	-16.7%	-4
	Show Cause	SC	18	▼	-48.6%	-17
	Zoning Violation	ZO	8	▼	-61.9%	-13
	Motion for Judgment	MJ	2	▲	+100.0%	+1
	Counter Claim	CC	1	▲	-	+1
	Petition-Restore Arms	PR	1	↔	-	-
	Capias	CA	0	▼	-100.0%	-1
	Tenants Assertion	TA	0	▼	-100.0%	-5
	Third Party Claim	TH	0	▼	-100.0%	-1
Total			3,570	▲	8.6%	+282
Civil Commitments	Mental Commitment	MC	230	▲	+19.8%	+38
	Temporary Detention Order	TD	83	▲	+48.2%	+27
	Emergency Custody Order	EC	63	▲	+40.0%	+18
	Other	OT	22	▲	+57.1%	+8
	Medical Emergency Temporary Detention Order	MT	3	▲	+50.0%	+1
Total			401	▲	29.8%	+92
GRAND TOTAL			10,805	▲	11.6%	+1,126

* Compared to same time period as previous year

** Case Type Categories are defined in the 2017 Virginia Judicial Workload Assessment

The data reported reflect the case management system. The case types reported may not necessitate judicial involvement.



Filings by Major Case Category**

Category	Summary	Change	% Change	Absolute Change
Felony	496	▲	+15.9%	+68
Garnishment	1,231	▲	+3.3%	+39
General Civil	1,554	▲	+17.1%	+227
Infraction/Civil Violation	3,302	▼	+8.7%	+265
Involuntary Civil Commitments	22	▲	+57.1%	+8
Landlord /Tenant	311	▼	-9.6%	-33
Misdemeanor	2,523	▼	+15.6%	+340
Other	1,275	▲	+18.5%	+199
Protective Orders	91	▲	+16.7%	+13
GRAND TOTAL	10,805	▲	11.6%	+1,126

* Compared to same time period as previous year

** Case Type Categories are defined in the 2017 Virginia Judicial Workload Assessment

The data reported reflect the case management system. The case types reported may not necessitate judicial involvement.

2024 Overall GRAND TOTAL		Distribution of Caseload			Change*		Percentage (%) of Caseload		
6,414	-1,319	Criminal	420	7%	4.2% ▲	+17	Criminal	2023 5.2%	2024 6.5%
		Traffic	5,672	88%	-20.0% ▼	-1,422	Traffic	91.7%	88.4%
		Civil	312	5%	38.7% ▲	+87	Civil	2.9%	4.9%
		Civil Commitments	10	0%	-9.1% ▼	-1	Civil Commitments	0.1%	0.2%
		GRAND TOTAL	6,414	100%	-17.1% ▼	-1,319	GRAND TOTAL	100%	100%

Filings by Division & Code

Division	Case Type Description	Code	Summary	Change	% Change	Absolute Change
Criminal	Misdemeanor	M	236	▲	+21.0%	+41
	Felony	F	144	▼	-14.8%	-25
	Show Cause	SC	24	▲	+9.1%	+2
	Capias	CA	10	↔		-
	Civil Violation	CV	6	▼	-14.3%	-1
	Total			420	▲	4.2%
Traffic	Infraction	I	4,691	▼	-17.7%	-1,012
	Misdemeanor	M	968	▼	-29.3%	-401
	Civil Violation	CV	9	▼	-35.7%	-5
	Felony	F	2	▲	+100.0%	+1
	Capias	CA	1	↔		-
	Show Cause	SC	1	▼	-83.3%	-5
	Total			5,672	▼	-20.0%
Civil	Warrant in Debt	WD	155	▲	+124.6%	+86
	Garnishment	GA	36	▲	+16.1%	+5
	Overweight	OC	29	▲	+70.6%	+12
	Motor Carrier	MC	26	▲	+4.0%	+1
	Bond Forfeiture	BF	17	▲	+6.3%	+1
	Admin License	AL	14	▼	-62.2%	-23
	Other	OT	11	↔		-
	Unlawful Detainer	UD	10	▲	+66.7%	+4
	Preliminary Protective Order	PP	7	▲	+75.0%	+3
	Detinue	DT	3	▲	+50.0%	+1
	Protective Order	PO	2	▲	-	+2
	Abstract	AJ	1	▼	-66.7%	-2
	Petition-Restore Arms	PR	1	▲	-	+1
	Counter Claim	CC	0	▼	-100.0%	-1
	Impoundment	IM	0	▼	-100.0%	-1
	Show Cause	SC	0	▼	-100.0%	-1
	Tenants Assertion	TA	0	▼	-100.0%	-1
Total			312	▲	38.7%	+87
Civil Commitments	Temporary Detention Order	TD	7	▲	+16.7%	+1
	Emergency Custody Order	EC	2	▼	-60.0%	-3
	Petition	PT	1	▲	-	+1
Total			10	▼	-9.1%	-1
GRAND TOTAL			6,414	▼	-17.1%	-1,319

Filings by Major Case Category**

Category	Summary	Change	% Change	Absolute Change
Felony	146	▲	-14.1%	-24
Garnishment	36	▲	+16.1%	+5
General Civil	159	▲	+123.9%	+88
Infraction/Civil Violation	4,761	▲	-17.4%	-1,005
Involuntary Civil Commitments	1	▲	-	+1
Landlord /Tenant	10	▼	+42.9%	+3
Misdemeanor	1,204	▼	-23.0%	-360

* Compared to same time period as previous year

** Case Type Categories are defined in the 2017 Virginia Judicial Workload Assessment

The data reported reflect the case management system. The case types reported may not necessitate judicial involvement.

CPSS - GCMS CASELOAD STATISTICS OF THE GENERAL DISTRICT COURTS
 January 2024 thru November 2024 Filings (Compared to January 2023 thru November 2023)

Bland

District: 27 FIPS: 021

Other	88	▼	-26.7%	-32
Protective Orders	9	▲	+125.0%	+5
GRAND TOTAL	6,414	▼	-17.1%	-1,319

* Compared to same time period as previous year

** Case Type Categories are defined in the 2017 Virginia Judicial Workload Assessment

The data reported reflect the case management system. The case types reported may not necessitate judicial involvement.

2024 Overall GRAND TOTAL		Distribution of Caseload			Change*		Percentage (%) of Caseload		
19,001	+9	Criminal	723	4%	-18.7% ▼	-166	Criminal	2023 4.7%	2024 3.8%
		Traffic	17,032	90%	-0.3% ▼	-47	Traffic	89.9%	89.6%
2024		Civil	1,175	6%	23.3% ▲	+222	Civil	5.0%	6.2%
2023		Civil Commitments	71	0%	0.0%	0	Civil Commitments	0.4%	0.4%
		GRAND TOTAL	19,001	100%	0.0% ▲	+9	GRAND TOTAL	100%	100%

Filings by Division & Code

Division	Case Type Description	Code	Summary	Change	% Change	Absolute Change
Criminal	Misdemeanor	M	438	▼	-17.2%	-91
	Felony	F	207	▼	-23.0%	-62
	Capias	CA	40	↔		-
	Show Cause	SC	24	▲	+9.1%	+2
	Civil Violation	CV	14	▼	-51.7%	-15
	Total			723	▼	-18.7%
Traffic	Infraction	I	14,841	▼	-1.2%	-179
	Misdemeanor	M	2,151	▲	+6.6%	+134
	Felony	F	16	▼	-33.3%	-8
	Show Cause	SC	16	▲	+33.3%	+4
	Capias	CA	8	▲	+33.3%	+2
	Total			17,032	▼	-0.3%
Civil	Warrant in Debt	WD	575	▲	+74.8%	+246
	Garnishment	GA	289	▲	+12.0%	+31
	Unlawful Detainer	UD	70	▼	-42.6%	-52
	Other	OT	57	▲	+23.9%	+11
	Impoundment	IM	44	▼	-30.2%	-19
	Preliminary Protective Order	PP	33	▲	+26.9%	+7
	Protective Order	PO	29	▲	+61.1%	+11
	Bond Forfeiture	BF	25	↔		-
	Admin License	AL	23	▲	+15.0%	+3
	Detinue	DT	10	▼	-16.7%	-2
	Overweight	OC	10	▼	-33.3%	-5
	Abstract	AJ	5	▼	-44.4%	-4
	Show Cause	SC	2	▼	-50.0%	-2
	Counter Claim	CC	1	▲		+1
	Motion for Judgment	MJ	1	▲		+1
	Petition-Restore Arms	PR	1	▼	-66.7%	-2
	Interrogatory	IN	0	▼	-100.0%	-2
Tenants Assertion	TA	0	▼	-100.0%	-1	
Total			1,175	▲	23.3%	+222
Civil Commitments	Temporary Detention Order	TD	42	▲	+5.0%	+2
	Emergency Custody Order	EC	29	▼	-6.5%	-2
	Total		71		0.0%	0
GRAND TOTAL			19,001	▲	0.0%	+9

Filings by Major Case Category**

Category	Summary	Change	% Change	Absolute Change
Felony	223	▼	-23.9%	-70
Garnishment	289	▼	+11.2%	+29
General Civil	588	▲	+70.4%	+243
Infraction/Civil Violation	14,865	▼	-1.3%	-199
Landlord /Tenant	70	▼	-43.1%	-53
Misdemeanor	2,589	▼	+1.7%	+43
Other	315	▲	-0.6%	-2
Protective Orders	62	▲	+40.9%	+18

* Compared to same time period as previous year

** Case Type Categories are defined in the 2017 Virginia Judicial Workload Assessment

The data reported reflect the case management system. The case types reported may not necessitate judicial involvement.



CPSS - GCMS CASELOAD STATISTICS OF THE GENERAL DISTRICT COURTS
January 2024 thru November 2024 Filings (Compared to January 2023 thru November 2023)

<i>GRAND TOTAL</i>	19,001	▲	0.0%	+9
---------------------------	---------------	---	------	----

* Compared to same time period as previous year

** Case Type Categories are defined in the 2017 Virginia Judicial Workload Assessment

The data reported reflect the case management system. The case types reported may not necessitate judicial involvement.

2024 Overall GRAND TOTAL		Distribution of Caseload			Change*		Percentage (%) of Caseload		
2,386	-158	Criminal	312	13%	7.2% ▲	+21	Criminal	2023	2024
		Traffic	1,575	66%	-11.1% ▼	-196	Traffic	11.4%	13.1%
		Civil	474	20%	9.5% ▲	+41	Civil	69.6%	66.0%
		Civil Commitments	25	1%	-49.0% ▼	-24	Civil Commitments	17.0%	19.9%
		GRAND TOTAL	2,386	100%	-6.2% ▼	-158	GRAND TOTAL	100%	100%

Filings by Division & Code

Division	Case Type Description	Code	Summary	Change	% Change	Absolute Change
Criminal	Misdemeanor	M	205	▲	+11.4%	+21
	Felony	F	57	▲	+1.8%	+1
	Civil Violation	CV	19	▼	-48.6%	-18
	Show Cause	SC	19	▲	+111.1%	+10
	Capias	CA	12	▲	+140.0%	+7
	Total			312	▲	7.2%
Traffic	Infraction	I	1,372	▼	-9.1%	-138
	Misdemeanor	M	190	▼	-15.6%	-35
	Capias	CA	7	▲	+16.7%	+1
	Show Cause	SC	5	▼	-68.8%	-11
	Felony	F	1	▼	-92.9%	-13
	Total			1,575	▼	-11.1%
Civil	Warrant in Debt	WD	260	▲	+22.1%	+47
	Garnishment	GA	80	▼	-7.0%	-6
	Unlawful Detainer	UD	28	▼	-26.3%	-10
	Admin License	AL	21	▼	-27.6%	-8
	Other	OT	21	▼	+10.5%	+2
	Preliminary Protective Order	PP	19	▲	+46.2%	+6
	Protective Order	PO	13	▲	+44.4%	+4
	Interrogatory	IN	8	▲	+33.3%	+2
	Show Cause	SC	8	▼	-11.1%	-1
	Impoundment	IM	7	▲	+75.0%	+3
	Detinue	DT	5	▲	+25.0%	+1
	Abstract	AJ	1	▼	-50.0%	-1
	Capias	CA	1	▲	-	+1
	Petition-Restore Arms	PR	1	▲	-	+1
	Restricted Operators License	RL	1	▲	-	+1
	Counter Claim	CC	0	▼	-100.0%	-1
Total			474	▲	9.5%	+41
Civil Commitments	Temporary Detention Order	TD	16	▼	-46.7%	-14
	Emergency Custody Order	EC	9	▼	-52.6%	-10
	Total		25	▼	-49.0%	-24
GRAND TOTAL			2,386	▼	-6.2%	-158

Filings by Major Case Category**



Category	Summary	Change	% Change	Absolute Change
Felony	58	▼	-17.1%	-12
Garnishment	88	▲	-4.3%	-4
General Civil	268	▲	+20.7%	+46
Infraction/Civil Violation	1,391	▼	-10.1%	-156
Landlord /Tenant	28	▼	-26.3%	-10
Misdemeanor	396	▲	-3.2%	-13
Other	125	▲	-13.2%	-19
Protective Orders	32	▲	+45.5%	+10
GRAND TOTAL	2,386	▼	-6.2%	-158

* Compared to same time period as previous year

** Case Type Categories are defined in the 2017 Virginia Judicial Workload Assessment

The data reported reflect the case management system. The case types reported may not necessitate judicial involvement.

* Compared to same time period as previous year ** Case Type Categories are defined in the 2017 Virginia Judicial Workload Assessment
The data reported reflect the case management system. The case types reported may not necessitate judicial involvement.

2024 Overall GRAND TOTAL		Distribution of Caseload			Change*		Percentage (%) of Caseload		
3,711	+108	Criminal	967	26%	16.4% ▲	+136	Criminal	2023	2024
		Traffic	1,709	46%	-4.1% ▼	-73	Traffic	23.1%	26.1%
2024 		Civil	884	24%	27.9% ▲	+193	Civil	49.5%	46.1%
2023 		Civil Commitments	151	4%	-49.5% ▼	-148	Civil Commitments	19.2%	23.8%
		GRAND TOTAL	3,711	100%	3.0% ▲	+108	GRAND TOTAL	8.3%	4.1%
							GRAND TOTAL	100%	100%

Filings by Division & Code

Division	Case Type Description	Code	Summary	Change	% Change	Absolute Change
Criminal	Misdemeanor	M	587	▲	+20.3%	+99
	Felony	F	208	▲	+7.8%	+15
	Capias	CA	83	▼	-4.6%	-4
	Show Cause	SC	77	▲	+54.0%	+27
	Civil Violation	CV	12	▼	-7.7%	-1
	Total			967	▲	16.4%
Traffic	Infraction	I	1,422	▲	+4.0%	+55
	Misdemeanor	M	281	▼	-27.8%	-108
	Felony	F	3	▼	-66.7%	-6
	Show Cause	SC	2	▼	-75.0%	-6
	Capias	CA	1	▼	-85.7%	-6
	Civil Violation	CV	0	▼	-100.0%	-2
Total			1,709	▼	-4.1%	-73
Civil	Warrant in Debt	WD	334	▲	+34.1%	+85
	Garnishment	GA	221	▲	+26.3%	+46
	Impoundment	IM	81	▲	+42.1%	+24
	Detinue	DT	71	▲	+42.0%	+21
	Other	OT	60	▲	+33.3%	+15
	Unlawful Detainer	UD	44	↔		-
	Admin License	AL	21	▲	+16.7%	+3
	Preliminary Protective Order	PP	17	▼	-10.5%	-2
	Protective Order	PO	16	▲	+6.7%	+1
	Bond Forfeiture	BF	6	▼	-53.8%	-7
	Show Cause	SC	6	▲	+500.0%	+5
	Interrogatory	IN	3	▲	+50.0%	+1
	Abstract	AJ	2	▲	-	+2
	Capias	CA	1	▲	-	+1
	Petition-Restore Arms	PR	1	▼	-50.0%	-1
	Tenants Assertion	TA	0	▼	-100.0%	-1
Total			884	▲	27.9%	+193
Civil Commitments	Mental Commitment	MC	89	▼	-59.9%	-133
	Emergency Custody Order	EC	28	▲	+16.7%	+4
	Temporary Detention Order	TD	27	▼	-43.8%	-21
	Medical Emergency Temporary Detention Order	MT	4	▼	-20.0%	-1
	Other	OT	3	▲	-	+3
Total			151	▼	-49.5%	-148
GRAND TOTAL			3,711	▲	3.0%	+108

Filings by Major Case Category**

Category	Summary	Change	% Change	Absolute Change
Felony	211	▼	+4.5%	+9
Garnishment	224	▲	+26.6%	+47
General Civil	419	▲	+35.6%	+110
Infraction/Civil Violation	1,434	▼	+3.8%	+52
Involuntary Civil Commitments	3	▲	-	+3
Landlord /Tenant	44	▼	-2.2%	-1

* Compared to same time period as previous year

** Case Type Categories are defined in the 2017 Virginia Judicial Workload Assessment

The data reported reflect the case management system. The case types reported may not necessitate judicial involvement.



CPSS - GCMS CASELOAD STATISTICS OF THE GENERAL DISTRICT COURTS
 January 2024 thru November 2024 Filings (Compared to January 2023 thru November 2023)

Misdemeanor	868	▼	-1.0%	-9
Other	475	▲	-17.7%	-102
Protective Orders	33	▼	-2.9%	-1
GRAND TOTAL	3,711	▲	3.0%	+108

* Compared to same time period as previous year

** Case Type Categories are defined in the 2017 Virginia Judicial Workload Assessment

The data reported reflect the case management system. The case types reported may not necessitate judicial involvement.

2024 Overall GRAND TOTAL		Distribution of Caseload			Change*		Percentage (%) of Caseload		
5,717	-426	Criminal	489	9%	13.2% ▲	+57	Criminal	2023 7.0%	2024 8.6%
		Traffic	4,373	76%	-12.6% ▼	-629	Traffic	81.4%	76.5%
		Civil	802	14%	18.8% ▲	+127	Civil	11.0%	14.0%
		Civil Commitments	53	1%	55.9% ▲	+19	Civil Commitments	0.6%	0.9%
		GRAND TOTAL	5,717	100%	-6.9% ▼	-426	GRAND TOTAL	100%	100%

Filings by Division & Code

Division	Case Type Description	Code	Summary	Change	% Change	Absolute Change
Criminal	Misdemeanor	M	293	▲	+11.8%	+31
	Felony	F	117	▲	+39.3%	+33
	Show Cause	SC	31	▼	-31.1%	-14
	Civil Violation	CV	25	▲	+19.0%	+4
	Capias	CA	23	▲	+15.0%	+3
	Total			489	▲	13.2%
Traffic	Infraction	I	3,905	▼	-13.6%	-613
	Misdemeanor	M	452	▼	-4.2%	-20
	Show Cause	SC	9	▲	+125.0%	+5
	Capias	CA	3	▲	+50.0%	+1
	Felony	F	3	▼	-40.0%	-2
	Restricted Operators License	RL	1	↔		-
	Total			4,373	▼	-12.6%
Civil	Warrant in Debt	WD	435	▲	+52.1%	+149
	Garnishment	GA	179	▲	+8.5%	+14
	Unlawful Detainer	UD	92	▼	-15.6%	-17
	Preliminary Protective Order	PP	22	▼	-38.9%	-14
	Other	OT	21	▲	-12.5%	-3
	Admin License	AL	15	▼	-11.8%	-2
	Protective Order	PO	15	▼	-21.1%	-4
	Bond Forfeiture	BF	10	▲	+100.0%	+5
	Abstract	AJ	6	↔		-
	Impoundment	IM	3	▲	+200.0%	+2
	Detinue	DT	2	▼	-50.0%	-2
	Overweight	OC	2	▲	+100.0%	+1
	Interrogatory	IN	0	▼	-100.0%	-1
	Petition-Restore Arms	PR	0	▼	-100.0%	-1
	Total			802	▲	18.8%
Civil Commitments	Temporary Detention Order	TD	39	▲	+44.4%	+12
	Emergency Custody Order	EC	11	▲	+57.1%	+4
	Other	OT	3	▲	-	+3
Total			53	▲	55.9%	+19
GRAND TOTAL			5,717	▼	-6.9%	-426

Filings by Major Case Category**

Category	Summary	Change	% Change	Absolute Change
Felony	120	▼	+34.8%	+31
Garnishment	179	▼	+7.8%	+13
General Civil	439	▲	+50.9%	+148
Infraction/Civil Violation	3,932	▲	-13.4%	-608
Involuntary Civil Commitments	3	▲	-	+3
Landlord /Tenant	92	▼	-15.6%	-17
Misdemeanor	746	▲	+1.5%	+11
Other	169	▲	+7.0%	+11
Protective Orders	37	▼	-32.7%	-18

* Compared to same time period as previous year

** Case Type Categories are defined in the 2017 Virginia Judicial Workload Assessment

The data reported reflect the case management system. The case types reported may not necessitate judicial involvement.



CPSS - GCMS CASELOAD STATISTICS OF THE GENERAL DISTRICT COURTS
January 2024 thru November 2024 Filings (Compared to January 2023 thru November 2023)

GRAND TOTAL	5,717	▼	-6.9%	-426
--------------------	--------------	---	-------	------

* Compared to same time period as previous year

** Case Type Categories are defined in the 2017 Virginia Judicial Workload Assessment

The data reported reflect the case management system. The case types reported may not necessitate judicial involvement.

2024 Overall GRAND TOTAL		Distribution of Caseload			Change*		Percentage (%) of Caseload		
1,665	-66	Criminal	419	25%	-13.1% ▼	-63	Criminal	27.8%	25.2%
		Traffic	615	37%	5.7% ▲	+33	Traffic	33.6%	36.9%
2024 		Civil	605	36%	-3.4% ▼	-21	Civil	36.2%	36.3%
2023 		Civil Commitments	26	2%	-36.6% ▼	-15	Civil Commitments	2.4%	1.6%
		GRAND TOTAL	1,665	100%	-3.8% ▼	-66	GRAND TOTAL	100%	100%

Filings by Division & Code

Division	Case Type Description	Code	Summary	Change	% Change	Absolute Change
Criminal	Misdemeanor	M	246	▼	-6.5%	-17
	Felony	F	136	▼	-16.6%	-27
	Capias	CA	18	▼	-43.8%	-14
	Show Cause	SC	16	▼	-23.8%	-5
	Civil Violation	CV	3	↔		-
	Total			419	▼	-13.1%
Traffic	Infraction	I	436	▲	+5.1%	+21
	Misdemeanor	M	172	▲	+8.2%	+13
	Felony	F	7	▲	+75.0%	+3
	Capias	CA	0	▼	-100.0%	-2
	Show Cause	SC	0	▼	-100.0%	-2
	Total			615	▲	5.7%
Civil	Warrant in Debt	WD	366	▼	-12.6%	-53
	Garnishment	GA	95	▼	-1.0%	-1
	Unlawful Detainer	UD	32	▼	-11.1%	-4
	Preliminary Protective Order	PP	30	▲	+275.0%	+22
	Protective Order	PO	24	▲	+500.0%	+20
	Other	OT	20	▲	+150.0%	+12
	Impoundment	IM	16	▲	+14.3%	+2
	Bond Forfeiture	BF	8	▼	-27.3%	-3
	Detinue	DT	7	▼	-22.2%	-2
	Admin License	AL	3	▼	-62.5%	-5
	Abstract	AJ	2	▼	-71.4%	-5
	Restricted Operators License	RL	1	▲	-	+1
	Show Cause	SC	1	↔		-
	Petition-Restore Arms	PR	0	▼	-100.0%	-4
	Tenants Assertion	TA	0	▼	-100.0%	-1
	Total			605	▼	-3.4%
Civil Commitments	Temporary Detention Order	TD	14	▼	-36.4%	-8
	Emergency Custody Order	EC	8	▼	-38.5%	-5
	Mental Commitment	MC	4	▼	-33.3%	-2
	Total			26	▼	-36.6%
GRAND TOTAL			1,665	▼	-3.8%	-66

Filings by Major Case Category**

Category	Summary	Change	% Change	Absolute Change
Felony	143	▲	-14.4%	-24
Garnishment	95	▼	-1.0%	-1
General Civil	376	▲	-13.0%	-56
Infraction/Civil Violation	439	▲	+5.0%	+21
Landlord /Tenant	32	▼	-13.5%	-5
Misdemeanor	419	▲	-0.7%	-3
Other	107	▼	-27.2%	-40
Protective Orders	54	▲	+350.0%	+42
GRAND TOTAL	1,665	▼	-3.8%	-66

* Compared to same time period as previous year

** Case Type Categories are defined in the 2017 Virginia Judicial Workload Assessment

The data reported reflect the case management system. The case types reported may not necessitate judicial involvement.

* Compared to same time period as previous year

** Case Type Categories are defined in the 2017 Virginia Judicial Workload Assessment

The data reported reflect the case management system. The case types reported may not necessitate judicial involvement.

2024 Overall GRAND TOTAL		Distribution of Caseload			Change*		Percentage (%) of Caseload		
20,465	+756	Criminal	3,947	19%	12.4% ▲	+435	Criminal	2023	2024
		Traffic	11,351	55%	-0.8% ▼	-96	Traffic	17.8%	19.3%
2024		Civil	4,456	22%	11.4% ▲	+456	Civil	58.1%	55.5%
2023		Civil Commitments	711	3%	-5.2% ▼	-39	Civil Commitments	20.3%	21.8%
		GRAND TOTAL	20,465	100%	3.8% ▲	+756	GRAND TOTAL	3.8%	3.5%
							GRAND TOTAL	100%	100%

Filings by Division & Code

Division	Case Type Description	Code	Summary	Change	% Change	Absolute Change
Criminal	Misdemeanor	M	2,515	▲	+16.5%	+356
	Felony	F	963	▲	+13.6%	+115
	Capias	CA	239	▲	+13.3%	+28
	Show Cause	SC	138	▼	-24.6%	-45
	Civil Violation	CV	92	▼	-17.1%	-19
	Total			3,947	▲	12.4%
Traffic	Infraction	I	9,525	▼	-1.0%	-93
	Misdemeanor	M	1,722	▲	+0.5%	+8
	Felony	F	33	▼	-21.4%	-9
	Capias	CA	28	▲	+55.6%	+10
	Show Cause	SC	16	▼	-11.1%	-2
	Other	O	14	▲	+7.7%	+1
	Civil Violation	CV	7	▲	+75.0%	+3
	Restricted Operators License	RL	6	▼	-70.0%	-14
Total			11,351	▼	-0.8%	-96
Civil	Warrant in Debt	WD	1,598	▲	+28.3%	+352
	Garnishment	GA	1,277	▲	+11.8%	+135
	Unlawful Detainer	UD	660	▼	-19.2%	-157
	Admin License	AL	266	▲	+34.3%	+68
	Other	OT	168	▲	-0.6%	-1
	Preliminary Protective Order	PP	89	▲	+2.3%	+2
	Abstract	AJ	86	▲	+95.5%	+42
	Bond Forfeiture	BF	81	▲	+37.3%	+22
	Protective Order	PO	63	▼	-17.1%	-13
	Interrogatory	IN	47	▲	+51.6%	+16
	Impoundment	IM	42	▲	+82.6%	+19
	Detinue	DT	37	▼	-46.4%	-32
	Show Cause	SC	30	▲	+50.0%	+10
	Tenants Assertion	TA	5	↔		-
	Counter Claim	CC	4	▲	+100.0%	+2
	Capias	CA	2	▲	+100.0%	+1
	Motion for Judgment	MJ	1	▼	-75.0%	-3
	Overweight	OC	0	▼	-100.0%	-1
	Petition-Restore Arms	PR	0	▼	-100.0%	-4
	Restricted Operators License	RL	0	▼	-100.0%	-1
Third Party Claim	TH	0	▼	-100.0%	-1	
Total			4,456	▲	11.4%	+456
Civil Commitments	Mental Commitment	MC	345	▲	+13.1%	+40
	Temporary Detention Order	TD	193	▼	-23.1%	-58
	Emergency Custody Order	EC	88	▼	-16.2%	-17
	Other	OT	65	▼	-12.2%	-9
	Medical Emergency Temporary Detention Order	MT	20	▲	+42.9%	+6
	Medical Emergency Custody Order	ME	0	▼	-100.0%	-1
Total			711	▼	-5.2%	-39
GRAND TOTAL			20,465	▲	3.8%	+756

* Compared to same time period as previous year

** Case Type Categories are defined in the 2017 Virginia Judicial Workload Assessment

The data reported reflect the case management system. The case types reported may not necessitate judicial involvement.



Filings by Major Case Category**

Category	Summary	Change	% Change	Absolute Change
Felony	996	▼	+11.9%	+106
Garnishment	1,324	▲	+12.9%	+151
General Civil	1,652	▼	+23.7%	+316
Infraction/Civil Violation	9,638	▼	-1.1%	-109
Involuntary Civil Commitments	65	▼	-12.2%	-9
Landlord /Tenant	665	▼	-19.1%	-157
Misdemeanor	4,243	▼	+9.0%	+349
Other	1,730	▲	+7.5%	+120
Protective Orders	152	▼	-6.7%	-11
GRAND TOTAL	20,465	▲	3.8%	+756

* Compared to same time period as previous year

** Case Type Categories are defined in the 2017 Virginia Judicial Workload Assessment

The data reported reflect the case management system. The case types reported may not necessitate judicial involvement.

2024 Overall GRAND TOTAL		Distribution of Caseload			Change*		Percentage (%) of Caseload			
14,995	+819	Criminal	2,238	15%	-5.4%	▼	-128	Criminal	2023: 16.7%	2024: 14.9%
		Traffic	10,128	68%	7.6%	▲	+718	Traffic	66.4%	67.5%
2024 		Civil	2,299	15%	12.1%	▲	+248	Civil	14.5%	15.3%
2023 		Civil Commitments	330	2%	-5.4%	▼	-19	Civil Commitments	2.5%	2.2%
		GRAND TOTAL	14,995	100%	5.8%	▲	+819	GRAND TOTAL	100%	100%

Filings by Division & Code

Division	Case Type Description	Code	Summary	Change	% Change	Absolute Change
Criminal	Misdemeanor	M	1,450	▲	+0.3%	+5
	Felony	F	447	▼	-0.2%	-1
	Show Cause	SC	169	▼	-26.5%	-61
	Capias	CA	148	▼	-28.5%	-59
	Civil Violation	CV	24	▼	-31.4%	-11
	Motion	MO	0	▼	-100.0%	-1
	Total			2,238	▼	-5.4%
Traffic	Infraction	I	8,752	▲	+8.2%	+667
	Misdemeanor	M	1,344	▲	+3.9%	+51
	Felony	F	17	▲	+21.4%	+3
	Show Cause	SC	7	▲	+40.0%	+2
	Capias	CA	4	▼	-33.3%	-2
	Other	O	2	▲	-	+2
	Civil Violation	CV	1	▲	-	+1
	Restricted Operators License	RL	1	▼	-85.7%	-6
Total			10,128	▲	7.6%	+718
Civil	Warrant in Debt	WD	1,078	▲	+39.8%	+307
	Unlawful Detainer	UD	391	▲	+3.2%	+12
	Garnishment	GA	376	▲	+3.0%	+11
	Other	OT	137	▲	-19.9%	-34
	Preliminary Protective Order	PP	80	▼	-10.1%	-9
	Detinue	DT	73	▲	+28.1%	+16
	Protective Order	PO	62	▼	-19.5%	-15
	Bond Forfeiture	BF	34	▼	-35.8%	-19
	Admin License	AL	28	▲	+12.0%	+3
	Interrogatory	IN	15	▼	-6.3%	-1
	Impoundment	IM	8	▲	+166.7%	+5
	Abstract	AJ	5	▲	+66.7%	+2
	Motion for Judgment	MJ	5	▲	-	+5
	Show Cause	SC	4	▼	-86.2%	-25
	Petition-Restore Arms	PR	3	▼	-40.0%	-2
	Capias	CA	0	▼	-100.0%	-3
	Overweight	OC	0	▼	-100.0%	-1
Tenants Assertion	TA	0	▼	-100.0%	-4	
Total			2,299	▲	12.1%	+248
Civil Commitments	Temporary Detention Order	TD	142	▲	+25.7%	+29
	Emergency Custody Order	EC	93	▼	-7.9%	-8
	Mental Commitment	MC	81	▼	-31.9%	-38
	Other	OT	9	▼	-30.8%	-4
	Medical Emergency Temporary Detention Order	MT	5	▲	+150.0%	+3
	Medical Emergency Custody Order	ME	0	▼	-100.0%	-1
Total			330	▼	-5.4%	-19
GRAND TOTAL			14,995	▲	5.8%	+819

* Compared to same time period as previous year

** Case Type Categories are defined in the 2017 Virginia Judicial Workload Assessment

The data reported reflect the case management system. The case types reported may not necessitate judicial involvement.


Filings by Major Case Category**

Category	Summary	Change	% Change	Absolute Change
Felony	464	▲	+0.4%	+2
Garnishment	391	▼	+2.6%	+10
General Civil	1,170	▲	+39.1%	+329
Infraction/Civil Violation	8,779	▲	+8.1%	+658
Involuntary Civil Commitments	9	▼	-30.8%	-4
Landlord /Tenant	391	▼	+2.1%	+8
Misdemeanor	2,795	▼	+1.8%	+50
Other	854	▼	-19.7%	-210
Protective Orders	142	▼	-14.5%	-24
GRAND TOTAL	14,995	▲	5.8%	+819

* Compared to same time period as previous year

** Case Type Categories are defined in the 2017 Virginia Judicial Workload Assessment

The data reported reflect the case management system. The case types reported may not necessitate judicial involvement.

2024 Overall GRAND TOTAL		Distribution of Caseload			Change*	Percentage (%) of Caseload			
3,797	+566	Criminal	803	21%	21.7% ▲	+143	Criminal	2023 20.4%	2024 21.1%
		Traffic	1,803	47%	12.1% ▲	+195	Traffic	49.8%	47.5%
2024		Civil	972	26%	10.6% ▲	+93	Civil	27.2%	25.6%
2023		Civil Commitments	219	6%	160.7% ▲	+135	Civil Commitments	2.6%	5.8%
		GRAND TOTAL	3,797	100%	17.5% ▲	+566	GRAND TOTAL	100%	100%

Filings by Division & Code

Division	Case Type Description	Code	Summary	Change	% Change	Absolute Change
Criminal	Misdemeanor	M	613	▲	+29.9%	+141
	Felony	F	78	▲	+1.3%	+1
	Show Cause	SC	51	▼	-29.2%	-21
	Civil Violation	CV	35	▲	+29.6%	+8
	Capias	CA	26	▲	+136.4%	+15
	Restricted Operators License	RL	0	▼	-100.0%	-1
	Total			803	▲	21.7%
Traffic	Infraction	I	1,482	▲	+17.7%	+223
	Misdemeanor	M	298	▼	-9.1%	-30
	Show Cause	SC	12	▲	+500.0%	+10
	Other	O	9	▲	-	+9
	Capias	CA	2	▼	-33.3%	-1
	Civil Violation	CV	0	▼	-100.0%	-4
	Felony	F	0	▼	-100.0%	-4
	Restricted Operators License	RL	0	▼	-100.0%	-8
Total			1,803	▲	12.1%	+195
Civil	Warrant in Debt	WD	383	▲	+42.4%	+114
	Unlawful Detainer	UD	228	▼	-9.2%	-23
	Garnishment	GA	138	▼	-7.4%	-11
	Admin License	AL	61	▲	+7.0%	+4
	Other	OT	56	▲	+7.7%	+4
	Preliminary Protective Order	PP	50	▲	+13.6%	+6
	Protective Order	PO	45	▲	+28.6%	+10
	Bond Forfeiture	BF	6	▲	+200.0%	+4
	Capias	CA	3	▲	-	+3
	Detinue	DT	2	▲	-	+2
	Abstract	AJ	0	▼	-100.0%	-1
	Interrogatory	IN	0	▼	-100.0%	-7
	Show Cause	SC	0	▼	-100.0%	-10
	Tenants Assertion	TA	0	▼	-100.0%	-2
Total			972	▲	10.6%	+93
Civil Commitments	Temporary Detention Order	TD	105	▲	+81.0%	+47
	Mental Commitment	MC	58	▲	-	+58
	Emergency Custody Order	EC	56	▲	+124.0%	+31
	Other	OT	0	▼	-100.0%	-1
Total			219	▲	160.7%	+135
GRAND TOTAL			3,797	▲	17.5%	+566

Filings by Major Case Category**

Category	Summary	Change	% Change	Absolute Change
Felony	78	▼	-3.7%	-3
Garnishment	138	▼	-11.5%	-18
General Civil	387	▲	+43.3%	+117
Infraction/Civil Violation	1,526	▲	+18.3%	+236
Involuntary Civil Commitments	0	▼	-100.0%	-1
Landlord /Tenant	228	▼	-9.9%	-25

* Compared to same time period as previous year

** Case Type Categories are defined in the 2017 Virginia Judicial Workload Assessment

The data reported reflect the case management system. The case types reported may not necessitate judicial involvement.



CPSS - GCMS CASELOAD STATISTICS OF THE GENERAL DISTRICT COURTS
 January 2024 thru November 2024 Filings (Compared to January 2023 thru November 2023)

Misdemeanor	911	▼	+12.6%	+102
Other	434	▲	+48.6%	+142
Protective Orders	95	▲	+20.3%	+16
GRAND TOTAL	3,797	▲	17.5%	+566

* Compared to same time period as previous year

** Case Type Categories are defined in the 2017 Virginia Judicial Workload Assessment

The data reported reflect the case management system. The case types reported may not necessitate judicial involvement.

2024 Overall GRAND TOTAL		Distribution of Caseload			Change*		Percentage (%) of Caseload		
15,159	-316	Criminal	2,003	13%	27.4% ▲	+431	Criminal	2023	2024
		Traffic	11,060	73%	-8.5% ▼	-1,021	Traffic	10.2%	13.2%
		Civil	1,855	12%	14.0% ▲	+228	Civil	78.1%	73.0%
		Civil Commitments	241	2%	23.6% ▲	+46	Civil Commitments	10.5%	12.2%
		GRAND TOTAL	15,159	100%	-2.0% ▼	-316	GRAND TOTAL	1.3%	1.6%
							GRAND TOTAL	100%	100%

Filings by Division & Code

Division	Case Type Description	Code	Summary	Change	% Change	Absolute Change
Criminal	Misdemeanor	M	1,338	▲	+33.5%	+336
	Felony	F	413	▲	+23.7%	+79
	Capias	CA	140	▲	+8.5%	+11
	Show Cause	SC	69	▲	+1.5%	+1
	Civil Violation	CV	42	▲	+10.5%	+4
	Restricted Operators License	RL	1	↔		-
	Total			2,003	▲	27.4%
Traffic	Infraction	I	8,983	▼	-13.3%	-1,375
	Misdemeanor	M	1,972	▲	+19.2%	+318
	Capias	CA	35	▲	+59.1%	+13
	Felony	F	28	▲	+154.5%	+17
	Civil Violation	CV	22	▲	+57.1%	+8
	Show Cause	SC	18	▼	-14.3%	-3
	Restricted Operators License	RL	2	▲	+100.0%	+1
Total			11,060	▼	-8.5%	-1,021
Civil	Warrant in Debt	WD	962	▲	+52.0%	+329
	Garnishment	GA	444	▲	+0.7%	+3
	Unlawful Detainer	UD	119	▼	-32.4%	-57
	Other	OT	101	▼	-17.9%	-22
	Protective Order	PO	48	▼	-15.8%	-9
	Preliminary Protective Order	PP	47	▼	-19.0%	-11
	Admin License	AL	38	▲	+11.8%	+4
	Detinue	DT	35	▼	-10.3%	-4
	Bond Forfeiture	BF	25	▼	-19.4%	-6
	Abstract	AJ	14	▲	+180.0%	+9
	Show Cause	SC	8	↔		-
	Motion for Judgment	MJ	4	↔		-
	Petition-Restore Arms	PR	4	↔		-
	Tenants Assertion	TA	3	↔		-
	Interrogatory	IN	2	▼	-60.0%	-3
	Cross Claim	CR	1	▲	-	+1
	Counter Claim	CC	0	▼	-100.0%	-1
Impoundment	IM	0	▼	-100.0%	-5	
Total			1,855	▲	14.0%	+228
Civil Commitments	Emergency Custody Order	EC	121	▲	+44.0%	+37
	Temporary Detention Order	TD	120	▲	+8.1%	+9
	Total		241	▲	23.6%	+46
GRAND TOTAL			15,159	▼	-2.0%	-316

Filings by Major Case Category**

Category	Summary	Change	% Change	Absolute Change
Felony	441	▲	+27.8%	+96
Garnishment	446	▼		0
General Civil	1,006	▼	+46.9%	+321
Infraction/Civil Violation	9,047	▲	-13.1%	-1,363
Landlord /Tenant	122	▼	-31.8%	-57

* Compared to same time period as previous year

** Case Type Categories are defined in the 2017 Virginia Judicial Workload Assessment

The data reported reflect the case management system. The case types reported may not necessitate judicial involvement.

CPSS - GCMS CASELOAD STATISTICS OF THE GENERAL DISTRICT COURTS
 January 2024 thru November 2024 Filings (Compared to January 2023 thru November 2023)

Misdemeanor	3,313	▲	+24.6%	+655
Other	689	▲	+8.2%	+52
Protective Orders	95	▼	-17.4%	-20
GRAND TOTAL	15,159	▼	-2.0%	-316

* Compared to same time period as previous year

** Case Type Categories are defined in the 2017 Virginia Judicial Workload Assessment

The data reported reflect the case management system. The case types reported may not necessitate judicial involvement.

2024 Overall GRAND TOTAL		Distribution of Caseload			Change*		Percentage (%) of Caseload		
10,234	-12	Criminal	2,127	21%	2.4% ▲	+50	Criminal	20.3%	20.8%
		Traffic	6,279	61%	-0.4% ▼	-25	Traffic	61.5%	61.4%
2024		Civil	1,416	14%	2.4% ▲	+33	Civil	13.5%	13.8%
2023		Civil Commitments	412	4%	-14.5% ▼	-70	Civil Commitments	4.7%	4.0%
		GRAND TOTAL	10,234	100%	-0.1% ▼	-12	GRAND TOTAL	100%	100%

Filings by Division & Code

Division	Case Type Description	Code	Summary	Change	% Change	Absolute Change
Criminal	Misdemeanor	M	1,220	▲	+11.1%	+122
	Felony	F	577	▼	-9.7%	-62
	Capias	CA	277	▲	+5.7%	+15
	Civil Violation	CV	31	▼	-24.4%	-10
	Show Cause	SC	22	▼	-40.5%	-15
	Total			2,127	▲	2.4%
Traffic	Infraction	I	4,893	▼	-6.7%	-351
	Misdemeanor	M	1,280	▲	+27.2%	+274
	Capias	CA	37	▲	+12.1%	+4
	Civil Violation	CV	36	▲	+620.0%	+31
	Felony	F	25	▲	+127.3%	+14
	Show Cause	SC	8	▲	+60.0%	+3
	Total			6,279	▼	-0.4%
Civil	Warrant in Debt	WD	546	▲	+39.6%	+155
	Garnishment	GA	259	▲	+21.6%	+46
	Unlawful Detainer	UD	243	▼	-31.7%	-113
	Other	OT	91	▼	-21.6%	-25
	Preliminary Protective Order	PP	79	▲	+6.8%	+5
	Protective Order	PO	65	▼	-3.0%	-2
	Admin License	AL	42	▲	+10.5%	+4
	Bond Forfeiture	BF	38	▼	-46.5%	-33
	Show Cause	SC	19	▲	+171.4%	+12
	Detinue	DT	18	▼	-10.0%	-2
	Abstract	AJ	6	▲	+50.0%	+2
	Impoundment	IM	4	▼	-77.8%	-14
	Tenants Assertion	TA	3	▲	-	+3
	Interrogatory	IN	1	↔	-	-
	Overweight	OC	1	▼	-75.0%	-3
	Petition-Restore Arms	PR	1	▲	-	+1
	Counter Claim	CC	0	▼	-100.0%	-1
	Restricted Operators License	RL	0	▼	-100.0%	-2
Total			1,416	▲	2.4%	+33
Civil Commitments	Mental Commitment	MC	364	▼	-6.9%	-27
	Temporary Detention Order	TD	25	▼	-60.3%	-38
	Emergency Custody Order	EC	22	▼	-12.0%	-3
	Other	OT	1	▼	-66.7%	-2
Total			412	▼	-14.5%	-70
GRAND TOTAL			10,234	▼	-0.1%	-12

Filings by Major Case Category**

Category	Summary	Change	% Change	Absolute Change
Felony	602	▲	-7.4%	-48
Garnishment	260	▲	+21.5%	+46
General Civil	568	▲	+37.2%	+154
Infraction/Civil Violation	4,961	▲	-6.3%	-333
Involuntary Civil Commitments	1	▼	-66.7%	-2

* Compared to same time period as previous year

** Case Type Categories are defined in the 2017 Virginia Judicial Workload Assessment

The data reported reflect the case management system. The case types reported may not necessitate judicial involvement.



CPSS - GCMS CASELOAD STATISTICS OF THE GENERAL DISTRICT COURTS
 January 2024 thru November 2024 Filings (Compared to January 2023 thru November 2023)

Landlord /Tenant	246	▲	-30.9%	-110
Misdemeanor	2,500	▼	+18.7%	+394
Other	952	▼	-10.9%	-116
Protective Orders	144	▲	+2.1%	+3
GRAND TOTAL	10,234	▼	-0.1%	-12

* Compared to same time period as previous year

** Case Type Categories are defined in the 2017 Virginia Judicial Workload Assessment

The data reported reflect the case management system. The case types reported may not necessitate judicial involvement.

2024 Overall GRAND TOTAL		Distribution of Caseload			Change*		Percentage (%) of Caseload		
21,779	+2,986	Criminal	1,673	8%	8.8% ▲	+135	Criminal	2023 8.2%	2024 7.7%
		Traffic	17,138	79%	17.3% ▲	+2,525	Traffic	77.8%	78.7%
2024 		Civil	1,857	9%	23.0% ▲	+347	Civil	8.0%	8.5%
2023 		Civil Commitments	1,111	5%	-1.9% ▼	-21	Civil Commitments	6.0%	5.1%
		GRAND TOTAL	21,779	100%	15.9% ▲	+2,986	GRAND TOTAL	100%	100%

Filings by Division & Code

Division	Case Type Description	Code	Summary	Change	% Change	Absolute Change
Criminal	Misdemeanor	M	1,014	▲	+1.1%	+11
	Felony	F	389	▲	+25.9%	+80
	Capias	CA	177	▲	+4.1%	+7
	Show Cause	SC	61	▲	+96.8%	+30
	Civil Violation	CV	32	▲	+28.0%	+7
	Total			1,673	▲	8.8%
Traffic	Infraction	I	12,058	▲	+5.7%	+649
	Misdemeanor	M	4,853	▲	+60.1%	+1,821
	Capias	CA	130	▲	+13.0%	+15
	Show Cause	SC	68	▲	+54.5%	+24
	Felony	F	19	▲	+90.0%	+9
	Civil Violation	CV	10	▲	+233.3%	+7
	Total			17,138	▲	17.3%
Civil	Warrant in Debt	WD	786	▲	+55.0%	+279
	Garnishment	GA	516	▲	+5.5%	+27
	Other	OT	175	▲	+32.6%	+43
	Unlawful Detainer	UD	146	▼	-25.5%	-50
	Preliminary Protective Order	PP	73	▲	+35.2%	+19
	Protective Order	PO	70	▲	+48.9%	+23
	Admin License	AL	40	▲	+37.9%	+11
	Detinue	DT	18	↔		-
	Bond Forfeiture	BF	7	▲	-	+7
	Abstract	AJ	6	▼	-40.0%	-4
	Show Cause	SC	6	▲	+50.0%	+2
	Impoundment	IM	5	▼	-58.3%	-7
	Overweight	OC	3	↔		-
	Restricted Operators License	RL	2	▲	+100.0%	+1
	Tenants Assertion	TA	2	▲	+100.0%	+1
	Interrogatory	IN	1	▼	-50.0%	-1
	Petition-Restore Arms	PR	1	▼	-80.0%	-4
	Total			1,857	▲	23.0%
Civil Commitments	Mental Commitment	MC	890	▲	+1.7%	+15
	Emergency Custody Order	EC	78	▲	+23.8%	+15
	Temporary Detention Order	TD	74	▼	-28.8%	-30
	Other	OT	67	▼	-23.9%	-21
	Medical Emergency Temporary Detention Order	MT	2	▲	+100.0%	+1
	Petition	PT	0	▼	-100.0%	-1
Total			1,111	▼	-1.9%	-21
GRAND TOTAL			21,779	▲	15.9%	+2,986

Filings by Major Case Category**

Category	Summary	Change	% Change	Absolute Change
Felony	408	▲	+27.9%	+89
Garnishment	517	▼	+5.3%	+26
General Civil	810	▲	+52.0%	+277
Infraction/Civil Violation	12,103	▲	+5.8%	+663

* Compared to same time period as previous year

** Case Type Categories are defined in the 2017 Virginia Judicial Workload Assessment

The data reported reflect the case management system. The case types reported may not necessitate judicial involvement.



CPSS - GCMS CASELOAD STATISTICS OF THE GENERAL DISTRICT COURTS
 January 2024 thru November 2024 Filings (Compared to January 2023 thru November 2023)

Involuntary Civil Commitments	67	▼	-24.7%	-22
Landlord /Tenant	148	▲	-24.9%	-49
Misdemeanor	5,869	▲	+45.4%	+1,833
Other	1,714	▲	+8.0%	+127
Protective Orders	143	▲	+41.6%	+42
GRAND TOTAL	21,779	▲	15.9%	+2,986

* Compared to same time period as previous year

** Case Type Categories are defined in the 2017 Virginia Judicial Workload Assessment

The data reported reflect the case management system. The case types reported may not necessitate judicial involvement.

2024 Overall GRAND TOTAL		Distribution of Caseload			Change*		Percentage (%) of Caseload		
18,608	-1,952	Criminal	2,423	13%	4.0% ▲	+94	Criminal	2023	2024
		Traffic	13,520	73%	-14.4% ▼	-2,268	Traffic	11.3%	13.0%
		Civil	2,375	13%	14.3% ▲	+297	Civil	76.8%	72.7%
		Civil Commitments	290	2%	-20.5% ▼	-75	Civil Commitments	10.1%	12.8%
		GRAND TOTAL	18,608	100%	-9.5% ▼	-1,952	GRAND TOTAL	1.8%	1.6%
							GRAND TOTAL	100%	100%

Filings by Division & Code

Division	Case Type Description	Code	Summary	Change	% Change	Absolute Change
Criminal	Misdemeanor	M	1,316	▲	+11.9%	+140
	Felony	F	753	▲	+1.2%	+9
	Capias	CA	220	▼	-11.3%	-28
	Show Cause	SC	110	▼	-16.0%	-21
	Civil Violation	CV	24	▼	-20.0%	-6
	Total			2,423	▲	4.0%
Traffic	Infraction	I	11,869	▼	-14.3%	-1,982
	Misdemeanor	M	1,569	▼	-16.8%	-316
	Capias	CA	35	▲	+169.2%	+22
	Felony	F	24	▼	-4.0%	-1
	Show Cause	SC	22	▲	+144.4%	+13
	Civil Violation	CV	1	▼	-75.0%	-3
	Restricted Operators License	RL	0	▼	-100.0%	-1
	Total			13,520	▼	-14.4%
Civil	Warrant in Debt	WD	1,091	▲	+51.7%	+372
	Garnishment	GA	645	▼	-0.3%	-2
	Other	OT	171	▲	-5.0%	-9
	Unlawful Detainer	UD	168	▼	-29.7%	-71
	Preliminary Protective Order	PP	87	▼	-2.2%	-2
	Protective Order	PO	86	▲	+6.2%	+5
	Admin License	AL	37	▲	+32.1%	+9
	Detinue	DT	37	▲	+117.6%	+20
	Impoundment	IM	26	▲	+62.5%	+10
	Abstract	AJ	12	▼	-66.7%	-24
	Bond Forfeiture	BF	5	↔		-
	Show Cause	SC	3	▼	-40.0%	-2
	Overweight	OC	2	▼	-33.3%	-1
	Petition-Restore Arms	PR	2	↔		-
	Interrogatory	IN	1	▼	-75.0%	-3
	Restricted Operators License	RL	1	▼	-50.0%	-1
	Tenants Assertion	TA	1	▼	-66.7%	-2
	Capias	CA	0	▼	-100.0%	-1
	Motion for Judgment	MJ	0	▼	-100.0%	-1
Total			2,375	▲	14.3%	+297
Civil Commitments	Temporary Detention Order	TD	157	▼	-16.9%	-32
	Emergency Custody Order	EC	133	▼	-23.1%	-40
	Medical Emergency Temporary Detention Order	MT	0	▼	-100.0%	-3
	Total			290	▼	-20.5%
GRAND TOTAL			18,608	▼	-9.5%	-1,952

Filings by Major Case Category**

Category	Summary	Change	% Change	Absolute Change
Felony	777	▼	+1.0%	+8
Garnishment	646	▼	-0.8%	-5
General Civil	1,138	▲	+52.8%	+393
Infraction/Civil Violation	11,896	▼	-14.3%	-1,992

* Compared to same time period as previous year

** Case Type Categories are defined in the 2017 Virginia Judicial Workload Assessment

The data reported reflect the case management system. The case types reported may not necessitate judicial involvement.

CPSS - GCMS CASELOAD STATISTICS OF THE GENERAL DISTRICT COURTS
 January 2024 thru November 2024 Filings (Compared to January 2023 thru November 2023)

Washington

District: 28 FIPS: 191

Landlord /Tenant	169	▼	-30.2%	-73
Misdemeanor	2,886	▼	-5.8%	-178
Other	923	▲	-10.5%	-108
Protective Orders	173	▲	+1.8%	+3
GRAND TOTAL	18,608	▼	-9.5%	-1,952

* Compared to same time period as previous year

** Case Type Categories are defined in the 2017 Virginia Judicial Workload Assessment

The data reported reflect the case management system. The case types reported may not necessitate judicial involvement.

2024 Overall GRAND TOTAL		Distribution of Caseload			Change*		Percentage (%) of Caseload		
5,101	+612	Criminal	923	18%	1.2% ▲	+11	Criminal	20.3%	18.1%
		Traffic	3,052	60%	33.0% ▲	+758	Traffic	51.1%	59.8%
2024		Civil	1,103	22%	-10.0% ▼	-123	Civil	27.3%	21.6%
2023		Civil Commitments	23	0%	-59.6% ▼	-34	Civil Commitments	1.3%	0.5%
		GRAND TOTAL	5,101	100%	13.6% ▲	+612	GRAND TOTAL	100%	100%

Filings by Division & Code

Division	Case Type Description	Code	Summary	Change	% Change	Absolute Change
Criminal	Misdemeanor	M	509	▲	+2.6%	+13
	Show Cause	SC	187	▲	+240.0%	+132
	Felony	F	118	▼	-48.9%	-113
	Capias	CA	97	▼	-3.0%	-3
	Civil Violation	CV	12	▼	-60.0%	-18
	Total			923	▲	1.2%
Traffic	Infraction	I	1,956	▲	+9.8%	+175
	Show Cause	SC	575	▲	+463.7%	+473
	Misdemeanor	M	419	▲	+19.0%	+67
	Capias	CA	97	▲	+90.2%	+46
	Felony	F	4	▼	-42.9%	-3
	Civil Violation	CV	1	▲	-	+1
	Restricted Operators License	RL	0	▼	-100.0%	-1
	Total			3,052	▲	33.0%
Civil	Warrant in Debt	WD	658	▼	-2.5%	-17
	Garnishment	GA	203	▼	-27.5%	-77
	Other	OT	84	▲	+6.3%	+5
	Preliminary Protective Order	PP	41	↔	-	-
	Protective Order	PO	28	▼	-30.0%	-12
	Bond Forfeiture	BF	17	▼	-46.9%	-15
	Unlawful Detainer	UD	16	▼	-44.8%	-13
	Impoundment	IM	15	▲	+50.0%	+5
	Detinue	DT	13	▲	+85.7%	+6
	Abstract	AJ	8	▼	-11.1%	-1
	Admin License	AL	7	▼	-36.4%	-4
	Overweight	OC	7	▲	+133.3%	+4
	Motion for Judgment	MJ	3	▲	-	+3
	Show Cause	SC	2	▼	-80.0%	-8
	Tenants Assertion	TA	1	▲	-	+1
Total			1,103	▼	-10.0%	-123
Civil Commitments	Temporary Detention Order	TD	14	▼	-60.0%	-21
	Emergency Custody Order	EC	9	▼	-59.1%	-13
Total			23	▼	-59.6%	-34
GRAND TOTAL			5,101	▲	13.6%	+612

Filings by Major Case Category**

Category	Summary	Change	% Change	Absolute Change
Felony	122	▼	-48.7%	-116
Garnishment	203	▼	-27.5%	-77
General Civil	682	▲	-0.6%	-4
Infraction/Civil Violation	1,976	▲	+8.9%	+162
Landlord /Tenant	17	▲	-41.4%	-12
Misdemeanor	928	▼	+9.3%	+79
Other	1,104	▲	+115.6%	+592
Protective Orders	69	▼	-14.8%	-12

* Compared to same time period as previous year

** Case Type Categories are defined in the 2017 Virginia Judicial Workload Assessment

The data reported reflect the case management system. The case types reported may not necessitate judicial involvement.


CPSS - GCMS CASELOAD STATISTICS OF THE GENERAL DISTRICT COURTS
January 2024 thru November 2024 Filings (Compared to January 2023 thru November 2023)

<i>GRAND TOTAL</i>	5,101	▲	13.6%	+612
---------------------------	--------------	---	-------	------

* Compared to same time period as previous year

** Case Type Categories are defined in the 2017 Virginia Judicial Workload Assessment

The data reported reflect the case management system. The case types reported may not necessitate judicial involvement.

2024 Overall GRAND TOTAL		Distribution of Caseload		Change*		Percentage (%) of Caseload			
2,141	-334	Criminal	688	32%	12.1% ▲	+74	Criminal	2023 24.8%	2024 32.1%
		Traffic	672	31%	-41.9% ▼	-484	Traffic	46.7%	31.4%
		Civil	627	29%	15.5% ▲	+84	Civil	21.9%	29.3%
		Civil Commitments	154	7%	-4.9% ▼	-8	Civil Commitments	6.5%	7.2%
		GRAND TOTAL	2,141	100%	-13.5% ▼	-334	GRAND TOTAL	100%	100%

Filings by Division & Code

Division	Case Type Description	Code	Summary	Change	% Change	Absolute Change
Criminal	Misdemeanor	M	379	▲	+12.5%	+42
	Felony	F	222	▲	+18.7%	+35
	Capias	CA	70	▲	+11.1%	+7
	Show Cause	SC	10	▼	-33.3%	-5
	Civil Violation	CV	5	▼	-54.5%	-6
	Restricted Operators License	RL	2	▲	+100.0%	+1
	Total			688	▲	12.1%
Traffic	Infraction	I	516	▼	-45.2%	-425
	Misdemeanor	M	141	▼	-25.8%	-49
	Capias	CA	13	▼	-38.1%	-8
	Felony	F	1	▼	-50.0%	-1
	Show Cause	SC	1	▼	-50.0%	-1
	Total			672	▼	-41.9%
Civil	Warrant in Debt	WD	298	▲	+36.7%	+80
	Garnishment	GA	147	▲	+33.6%	+37
	Show Cause	SC	48	▲	+500.0%	+40
	Other	OT	41	▼	-32.8%	-20
	Unlawful Detainer	UD	28	▼	-17.6%	-6
	Protective Order	PO	24	▼	-22.6%	-7
	Preliminary Protective Order	PP	16	▼	-15.8%	-3
	Impoundment	IM	14	▼	-61.1%	-22
	Detinue	DT	4	▼	-71.4%	-10
	Admin License	AL	3	▼	-72.7%	-8
	Interrogatory	IN	1	↔		-
	Overweight	OC	1	▲	-	+1
	Petition-Restore Arms	PR	1	▲	-	+1
	Restricted Operators License	RL	1	▲	-	+1
	Total			627	▲	15.5%
Civil Commitments	Mental Commitment	MC	96	▲	+28.0%	+21
	Temporary Detention Order	TD	37	▼	-31.5%	-17
	Emergency Custody Order	EC	17	▼	-39.3%	-11
	Other	OT	4	▼	-20.0%	-1
Total			154	▼	-4.9%	-8
GRAND TOTAL			2,141	▼	-13.5%	-334

Filings by Major Case Category**

Category	Summary	Change	% Change	Absolute Change
Felony	223	▼	+18.0%	+34
Garnishment	148	▲	+33.3%	+37
General Civil	309	▲	+25.1%	+62
Infraction/Civil Violation	522	▲	-45.2%	-430
Involuntary Civil Commitments	4	▼	-20.0%	-1
Landlord /Tenant	28	▼	-17.6%	-6
Misdemeanor	523	▲	-0.9%	-5
Other	344	▲	-4.2%	-15

* Compared to same time period as previous year

** Case Type Categories are defined in the 2017 Virginia Judicial Workload Assessment

The data reported reflect the case management system. The case types reported may not necessitate judicial involvement.

CPSS - GCMS CASELOAD STATISTICS OF THE GENERAL DISTRICT COURTS
 January 2024 thru November 2024 Filings (Compared to January 2023 thru November 2023)

Protective Orders	40	▼	-20.0%	-10
GRAND TOTAL	2,141	▼	-13.5%	-334

* Compared to same time period as previous year

** Case Type Categories are defined in the 2017 Virginia Judicial Workload Assessment

The data reported reflect the case management system. The case types reported may not necessitate judicial involvement.

2024 Overall GRAND TOTAL		Distribution of Caseload			Change*		Percentage (%) of Caseload		
5,718	-379	Criminal	1,210	21%	2.3% ▲	+27	Criminal	2023	2024
		Traffic	2,650	46%	-19.1% ▼	-624	Traffic	19.4%	21.2%
2024		Civil	1,541	27%	25.9% ▲	+317	Civil	53.7%	46.3%
2023		Civil Commitments	317	6%	-23.8% ▼	-99	Civil Commitments	20.1%	26.9%
		GRAND TOTAL	5,718	100%	-6.2% ▼	-379	GRAND TOTAL	100%	100%

Filings by Division & Code

Division	Case Type Description	Code	Summary	Change	% Change	Absolute Change
Criminal	Misdemeanor	M	585	▲	+14.7%	+75
	Felony	F	260	▼	-6.5%	-18
	Show Cause	SC	235	▼	-12.3%	-33
	Capias	CA	105	▼	-7.9%	-9
	Civil Violation	CV	25	▲	+92.3%	+12
	Total			1,210	▲	2.3%
Traffic	Infraction	I	1,349	▼	-26.8%	-493
	Show Cause	SC	758	▼	-16.6%	-151
	Misdemeanor	M	420	▼	-0.2%	-1
	Capias	CA	85	▲	+7.6%	+6
	Felony	F	25	▲	+66.7%	+10
	Civil Violation	CV	8	▲	+60.0%	+3
	Restricted Operators License	RL	4	▲	+33.3%	+1
	Motion	MO	1	▲	-	+1
	Total			2,650	▼	-19.1%
Civil	Warrant in Debt	WD	881	▲	+44.9%	+273
	Garnishment	GA	306	▲	+16.3%	+43
	Other	OT	108	▲	+9.1%	+9
	Preliminary Protective Order	PP	57	▲	+9.6%	+5
	Unlawful Detainer	UD	54	▼	-21.7%	-15
	Bond Forfeiture	BF	50	▼	-10.7%	-6
	Protective Order	PO	23	▲	+27.8%	+5
	Admin License	AL	13	▲	+30.0%	+3
	Overweight	OC	13	▼	-7.1%	-1
	Detinue	DT	12	▲	+9.1%	+1
	Impoundment	IM	10	▲	+42.9%	+3
	Abstract	AJ	5	▼	-44.4%	-4
	Interrogatory	IN	4	▲	+100.0%	+2
	Petition-Restore Arms	PR	3	▲	+200.0%	+2
	Show Cause	SC	1	▼	-66.7%	-2
	Tenants Assertion	TA	1	▲	-	+1
	Counter Claim	CC	0	▼	-100.0%	-1
	Motion for Judgment	MJ	0	▼	-100.0%	-1
Total			1,541	▲	25.9%	+317
Civil Commitments	Mental Commitment	MC	234	▼	-29.3%	-97
	Temporary Detention Order	TD	44	▼	-10.2%	-5
	Emergency Custody Order	EC	30	▲	+3.4%	+1
	Other	OT	9	▲	+28.6%	+2
Total			317	▼	-23.8%	-99
GRAND TOTAL			5,718	▼	-6.2%	-379

Filings by Major Case Category**

Category	Summary	Change	% Change	Absolute Change
Felony	285	▲	-2.7%	-8
Garnishment	310	▲	+17.0%	+45
General Civil	908	▲	+45.5%	+284

* Compared to same time period as previous year

** Case Type Categories are defined in the 2017 Virginia Judicial Workload Assessment

The data reported reflect the case management system. The case types reported may not necessitate judicial involvement.



CPSS - GCMS CASELOAD STATISTICS OF THE GENERAL DISTRICT COURTS
 January 2024 thru November 2024 Filings (Compared to January 2023 thru November 2023)

Infraction/Civil Violation	1,395	▲	-25.6%	-479
Involuntary Civil Commitments	9	▲	+28.6%	+2
Landlord /Tenant	55	▲	-20.3%	-14
Misdemeanor	1,009	▲	+8.0%	+75
Other	1,667	▲	-15.0%	-294
Protective Orders	80	▲	+14.3%	+10
GRAND TOTAL	5,718	▼	-6.2%	-379

* Compared to same time period as previous year

** Case Type Categories are defined in the 2017 Virginia Judicial Workload Assessment

The data reported reflect the case management system. The case types reported may not necessitate judicial involvement.

2024 Overall GRAND TOTAL		Distribution of Caseload			Change*		Percentage (%) of Caseload		
9,235	-66	Criminal	2,330	25%	-8.5% ▼	-216	Criminal	2023	2024
		Traffic	4,614	50%	0.0% ▲	+1	Traffic	27.4%	25.2%
2024 		Civil	2,160	23%	6.9% ▲	+139	Civil	49.6%	50.0%
2023 		Civil Commitments	131	1%	8.3% ▲	+10	Civil Commitments	21.7%	23.4%
		GRAND TOTAL	9,235	100%	-0.7% ▼	-66	GRAND TOTAL	1.3%	1.4%
							GRAND TOTAL	100%	100%

Filings by Division & Code

Division	Case Type Description	Code	Summary	Change	% Change	Absolute Change
Criminal	Misdemeanor	M	1,496	▼	-6.1%	-97
	Felony	F	466	▼	-16.2%	-90
	Capias	CA	227	▼	-5.0%	-12
	Civil Violation	CV	89	▼	-18.3%	-20
	Show Cause	SC	50	▲	+2.0%	+1
	Restricted Operators License	RL	2	▲	-	+2
	Total			2,330	▼	-8.5%
Traffic	Infraction	I	3,675	▼	-0.1%	-4
	Misdemeanor	M	851	▼	-0.2%	-2
	Capias	CA	63	▲	+26.0%	+13
	Felony	F	11	▼	-52.2%	-12
	Show Cause	SC	8	▲	+60.0%	+3
	Civil Violation	CV	4	▲	+300.0%	+3
	Restricted Operators License	RL	2	↔	-	-
Total			4,614	▲	0.0%	+1
Civil	Warrant in Debt	WD	896	▲	+29.3%	+203
	Garnishment	GA	487	▲	+0.6%	+3
	Unlawful Detainer	UD	222	▼	-0.9%	-2
	Other	OT	199	▼	+1.5%	+3
	Bond Forfeiture	BF	80	▼	-20.8%	-21
	Detinue	DT	75	▼	-26.5%	-27
	Preliminary Protective Order	PP	74	▲	+12.1%	+8
	Protective Order	PO	38	▲	+72.7%	+16
	Impoundment	IM	33	▼	-35.3%	-18
	Admin License	AL	25	▼	-26.5%	-9
	Abstract	AJ	10	↔	-	-
	Interrogatory	IN	8	▼	-42.9%	-6
	Show Cause	SC	6	▼	-25.0%	-2
	Petition-Restore Arms	PR	3	▲	+50.0%	+1
	Motion for Judgment	MJ	2	▼	-75.0%	-6
Counter Claim	CC	1	▼	-50.0%	-1	
Tenants Assertion	TA	1	▼	-75.0%	-3	
Total			2,160	▲	6.9%	+139
Civil Commitments	Temporary Detention Order	TD	79	▼	-3.7%	-3
	Emergency Custody Order	EC	50	▲	+38.9%	+14
	Medical Emergency Temporary Detention Order	MT	1	▲	-	+1
	Mental Commitment	MC	1	▼	-66.7%	-2
Total			131	▲	8.3%	+10
GRAND TOTAL			9,235	▼	-0.7%	-66

Filings by Major Case Category**

Category	Summary	Change	% Change	Absolute Change
Felony	477	▼	-17.6%	-102
Garnishment	495	▼	-0.6%	-3
General Civil	985	▼	+20.4%	+167
Infraction/Civil Violation	3,768	▲	-0.6%	-21

* Compared to same time period as previous year

** Case Type Categories are defined in the 2017 Virginia Judicial Workload Assessment

The data reported reflect the case management system. The case types reported may not necessitate judicial involvement.



CPSS - GCMS CASELOAD STATISTICS OF THE GENERAL DISTRICT COURTS
 January 2024 thru November 2024 Filings (Compared to January 2023 thru November 2023)

Landlord /Tenant	223	▼	-2.2%	-5
Misdemeanor	2,351	▲	-4.0%	-97
Other	824	▲	-3.4%	-29
Protective Orders	112	▲	+27.3%	+24
GRAND TOTAL	9,235	▼	-0.7%	-66

* Compared to same time period as previous year

** Case Type Categories are defined in the 2017 Virginia Judicial Workload Assessment

The data reported reflect the case management system. The case types reported may not necessitate judicial involvement.

2024 Overall GRAND TOTAL		Distribution of Caseload			Change*		Percentage (%) of Caseload			
4,873	-157	Criminal	926	19%	-15.4%	▼	-169	Criminal	2023: 21.8%	2024: 19.0%
		Traffic	2,975	61%	-5.5%	▼	-172	Traffic	62.6%	61.1%
		Civil	918	19%	25.9%	▲	+189	Civil	14.5%	18.8%
		Civil Commitments	54	1%	-8.5%	▼	-5	Civil Commitments	1.2%	1.1%
		GRAND TOTAL	4,873	100%	-3.1%	▼	-157	GRAND TOTAL	100%	100%

Filings by Division & Code

Division	Case Type Description	Code	Summary	Change	% Change	Absolute Change
Criminal	Misdemeanor	M	580	▼	-10.4%	-67
	Felony	F	222	▼	-19.3%	-53
	Capias	CA	69	▼	-19.8%	-17
	Show Cause	SC	38	▼	-34.5%	-20
	Civil Violation	CV	16	▼	-42.9%	-12
	Restricted Operators License	RL	1	↔		-
	Total			926	▼	-15.4%
Traffic	Infraction	I	2,421	▼	-6.6%	-170
	Misdemeanor	M	495	▲	+0.8%	+4
	Capias	CA	25	▼	-24.2%	-8
	Show Cause	SC	23	▲	+9.5%	+2
	Felony	F	8	▼	-11.1%	-1
	Restricted Operators License	RL	2	↔		-
	Civil Violation	CV	1	▲	-	+1
Total			2,975	▼	-5.5%	-172
Civil	Warrant in Debt	WD	392	▲	+61.3%	+149
	Garnishment	GA	181	▲	+9.7%	+16
	Other	OT	116	▲	+26.1%	+24
	Unlawful Detainer	UD	75	▼	-6.3%	-5
	Preliminary Protective Order	PP	67	▲	+42.6%	+20
	Protective Order	PO	50	▲	+16.3%	+7
	Detinue	DT	8	▼	-33.3%	-4
	Admin License	AL	5	▲	+150.0%	+3
	Impoundment	IM	5	↔		-
	Show Cause	SC	5	▼	-61.5%	-8
	Interrogatory	IN	4	▲	+300.0%	+3
	Capias	CA	3	▲	+200.0%	+2
	Overweight	OC	3	▼	-76.9%	-10
	Restricted Operators License	RL	2	▲	-	+2
	Motion for Judgment	MJ	1	▼	-66.7%	-2
	Tenants Assertion	TA	1	↔		-
	Abstract	AJ	0	▼	-100.0%	-4
Petition-Restore Arms	PR	0	▼	-100.0%	-4	
Total			918	▲	25.9%	+189
Civil Commitments	Emergency Custody Order	EC	34	▲	+3.0%	+1
	Temporary Detention Order	TD	20	▼	-20.0%	-5
	Medical Emergency Custody Order	ME	0	▼	-100.0%	-1
Total			54	▼	-8.5%	-5
GRAND TOTAL			4,873	▼	-3.1%	-157

Filings by Major Case Category**

Category	Summary	Change	% Change	Absolute Change
Felony	230	▼	-19.0%	-54
Garnishment	185	▲	+11.4%	+19
General Civil	406	▼	+51.5%	+138
Infraction/Civil Violation	2,441	▲	-7.3%	-191

* Compared to same time period as previous year

** Case Type Categories are defined in the 2017 Virginia Judicial Workload Assessment

The data reported reflect the case management system. The case types reported may not necessitate judicial involvement.



CPSS - GCMS CASELOAD STATISTICS OF THE GENERAL DISTRICT COURTS
 January 2024 thru November 2024 Filings (Compared to January 2023 thru November 2023)

Landlord /Tenant	76	▼	-6.2%	-5
Misdemeanor	1,080	▲	-5.3%	-61
Other	338	▲	-8.2%	-30
Protective Orders	117	▲	+30.0%	+27
GRAND TOTAL	4,873	▼	-3.1%	-157

* Compared to same time period as previous year

** Case Type Categories are defined in the 2017 Virginia Judicial Workload Assessment

The data reported reflect the case management system. The case types reported may not necessitate judicial involvement.

2024 Overall GRAND TOTAL		Distribution of Caseload			Change*		Percentage (%) of Caseload		
7,222	+970	Criminal	1,213	17%	4.6% ▲	+53	Criminal	2023	2024
		Traffic	5,232	72%	17.7% ▲	+788	Traffic	18.6%	16.8%
		Civil	740	10%	18.4% ▲	+115	Civil	71.1%	72.4%
		Civil Commitments	37	1%	60.9% ▲	+14	Civil Commitments	10.0%	10.2%
		GRAND TOTAL	7,222	100%	15.5% ▲	+970	GRAND TOTAL	0.4%	0.5%
							GRAND TOTAL	100%	100%

Filings by Division & Code

Division	Case Type Description	Code	Summary	Change	% Change	Absolute Change
Criminal	Misdemeanor	M	709	▲	+7.3%	+48
	Felony	F	373	▲	+8.4%	+29
	Capias	CA	67	▼	-16.3%	-13
	Civil Violation	CV	32	▲	+18.5%	+5
	Show Cause	SC	32	▼	-30.4%	-14
	Restricted Operators License	RL	0	▼	-100.0%	-2
	Total			1,213	▲	4.6%
Traffic	Infraction	I	4,333	▲	+23.4%	+823
	Misdemeanor	M	855	▲	+0.5%	+4
	Capias	CA	16	▼	-44.8%	-13
	Show Cause	SC	16	▼	-38.5%	-10
	Felony	F	8	▼	-61.9%	-13
	Civil Violation	CV	4	▼	-42.9%	-3
Total			5,232	▲	17.7%	+788
Civil	Warrant in Debt	WD	355	▲	+53.7%	+124
	Garnishment	GA	220	▲	+28.7%	+49
	Other	OT	50	▼	-27.5%	-19
	Unlawful Detainer	UD	33	▼	-42.1%	-24
	Preliminary Protective Order	PP	30	▼	-18.9%	-7
	Admin License	AL	13	▲	+62.5%	+5
	Detinue	DT	12	▲	+140.0%	+7
	Protective Order	PO	11	▼	-31.3%	-5
	Impoundment	IM	5	▼	-50.0%	-5
	Restricted Operators License	RL	5	▼	-37.5%	-3
	Abstract	AJ	3	▲	+200.0%	+2
	Overweight	OC	2	▼	-33.3%	-1
	Petition-Restore Arms	PR	1	▲	-	+1
	Emergency Substantial Risk Order	SR	0	▼	-100.0%	-1
	Interrogatory	IN	0	▼	-100.0%	-5
Show Cause	SC	0	▼	-100.0%	-3	
Total			740	▲	18.4%	+115
Civil Commitments	Emergency Custody Order	EC	20	▲	+42.9%	+6
	Temporary Detention Order	TD	16	▲	+77.8%	+7
	Mental Commitment	MC	1	▲	-	+1
Total			37	▲	60.9%	+14
GRAND TOTAL			7,222	▲	15.5%	+970

Filings by Major Case Category**

Category	Summary	Change	% Change	Absolute Change
Felony	381	▼	+4.4%	+16
Garnishment	220	▼	+25.0%	+44
General Civil	372	▲	+52.5%	+128
Infraction/Civil Violation	4,371	▼	+23.2%	+824
Landlord /Tenant	33	▼	-42.1%	-24
Misdemeanor	1,569	▼	+3.1%	+47
New to Workload Study	0	▼	-100.0%	-1

* Compared to same time period as previous year

** Case Type Categories are defined in the 2017 Virginia Judicial Workload Assessment

The data reported reflect the case management system. The case types reported may not necessitate judicial involvement.

CPSS - GCMS CASELOAD STATISTICS OF THE GENERAL DISTRICT COURTS
 January 2024 thru November 2024 Filings (Compared to January 2023 thru November 2023)

Scott



District: 30 FIPS: 169

Other	235	▲	-18.1%	-52
Protective Orders	41	▼	-22.6%	-12
GRAND TOTAL	7,222	▲	15.5%	+970

* Compared to same time period as previous year

** Case Type Categories are defined in the 2017 Virginia Judicial Workload Assessment

The data reported reflect the case management system. The case types reported may not necessitate judicial involvement.

2024 Overall GRAND TOTAL		Distribution of Caseload			Change*		Percentage (%) of Caseload		
10,693	+318	Criminal	2,588	24%	-10.1% ▼	-291	Criminal	2023	2024
		Traffic	5,532	52%	6.0% ▲	+315	Traffic	27.7%	24.2%
2024 		Civil	2,489	23%	14.8% ▲	+321	Civil	50.3%	51.7%
2023 		Civil Commitments	84	1%	-24.3% ▼	-27	Civil Commitments	20.9%	23.3%
		GRAND TOTAL	10,693	100%	3.1% ▲	+318	GRAND TOTAL	100%	100%

Filings by Division & Code

Division	Case Type Description	Code	Summary	Change	% Change	Absolute Change
Criminal	Misdemeanor	M	1,667	▼	-3.8%	-66
	Felony	F	387	▼	-26.7%	-141
	Capias	CA	323	▼	-13.2%	-49
	Show Cause	SC	185	▼	-14.0%	-30
	Civil Violation	CV	26	▼	-16.1%	-5
	Total			2,588	▼	-10.1%
Traffic	Infraction	I	4,086	▲	+8.8%	+332
	Misdemeanor	M	1,316	▲	+0.8%	+10
	Show Cause	SC	64	▼	-17.9%	-14
	Capias	CA	52	▼	-18.8%	-12
	Felony	F	13	▼	-7.1%	-1
	Civil Violation	CV	1	↔		-
Total			5,532	▲	6.0%	+315
Civil	Warrant in Debt	WD	976	▲	+47.7%	+315
	Garnishment	GA	665	▲	+4.9%	+31
	Other	OT	273	▼	-8.7%	-26
	Unlawful Detainer	UD	252	▲	+0.8%	+2
	Preliminary Protective Order	PP	99	▲	+11.2%	+10
	Protective Order	PO	96	▲	+57.4%	+35
	Admin License	AL	29	▲	+31.8%	+7
	Show Cause	SC	22	▼	-15.4%	-4
	Detinue	DT	21	▼	-43.2%	-16
	Impoundment	IM	17	▼	-56.4%	-22
	Bond Forfeiture	BF	7	▼	-61.1%	-11
	Interrogatory	IN	7	▲	-	+7
	Abstract	AJ	6	▲	-	+6
	Motion for Judgment	MJ	6	▲	+50.0%	+2
	Tenants Assertion	TA	6	▲	+200.0%	+4
	Overweight	OC	3	▼	-66.7%	-6
	Restricted Operators License	RL	3	▼	-25.0%	-1
	Counter Claim	CC	1	▲	-	+1
	Capias	CA	0	▼	-100.0%	-11
Petition-Restore Arms	PR	0	▼	-100.0%	-2	
Total			2,489	▲	14.8%	+321
Civil Commitments	Emergency Custody Order	EC	46	▼	-19.3%	-11
	Temporary Detention Order	TD	35	▼	-5.4%	-2
	Medical Emergency Custody Order	ME	1	▲	-	+1
	Medical Emergency Temporary Detention Order	MT	1	▲	-	+1
	Other	OT	1	▲	-	+1
	Mental Commitment	MC	0	▼	-100.0%	-16
	Petition	PT	0	▼	-100.0%	-1
Total			84	▼	-24.3%	-27
GRAND TOTAL			10,693	▲	3.1%	+318

* Compared to same time period as previous year

** Case Type Categories are defined in the 2017 Virginia Judicial Workload Assessment

The data reported reflect the case management system. The case types reported may not necessitate judicial involvement.



Filings by Major Case Category**

Category	Summary	Change	% Change	Absolute Change
Felony	400	▼	-26.2%	-142
Garnishment	672	▲	+6.0%	+38
General Civil	1,031	▼	+36.0%	+273
Infraction/Civil Violation	4,116	▼	+8.5%	+321
Involuntary Civil Commitments	1	▲		0
Landlord /Tenant	258	▲	+2.4%	+6
Misdemeanor	2,986	▼	-1.9%	-57
Other	1,034	▲	-13.8%	-166
Protective Orders	195	▲	+30.0%	+45
GRAND TOTAL	10,693	▲	3.1%	+318

* Compared to same time period as previous year

** Case Type Categories are defined in the 2017 Virginia Judicial Workload Assessment

The data reported reflect the case management system. The case types reported may not necessitate judicial involvement.

2024 Overall GRAND TOTAL		Distribution of Caseload			Change*		Percentage (%) of Caseload		
110,690	+9,918	Criminal	17,009	15%	2.3% ▲	+390	Criminal	2023	2024
		Traffic	64,897	59%	10.3% ▲	+6,059	Traffic	16.5%	15.4%
		Civil	27,762	25%	13.9% ▲	+3,398	Civil	58.4%	58.6%
		Civil Commitments	1,022	1%	7.5% ▲	+71	Civil Commitments	24.2%	25.1%
		GRAND TOTAL	110,690	100%	9.8% ▲	+9,918	GRAND TOTAL	0.9%	0.9%
							GRAND TOTAL	100%	100%

Filings by Division & Code

Division	Case Type Description	Code	Summary	Change	% Change	Absolute Change
Criminal	Misdemeanor	M	8,765	▲	+1.0%	+84
	Felony	F	3,930	▼	-9.3%	-403
	Capias	CA	3,007	▲	+24.7%	+596
	Show Cause	SC	816	▲	+15.9%	+112
	Civil Violation	CV	490	↔		-
	Restricted Operators License	RL	1	▲	-	+1
	Total			17,009	▲	2.3%
Traffic	Infraction	I	53,241	▲	+11.5%	+5,501
	Misdemeanor	M	10,895	▲	+3.6%	+379
	Civil Violation	CV	205	▲	+76.7%	+89
	Felony	F	204	▲	+16.6%	+29
	Capias	CA	171	▲	+12.5%	+19
	Other	O	115	▲	+94.9%	+56
	Show Cause	SC	47	▼	-16.1%	-9
	Restricted Operators License	RL	19	▼	-20.8%	-5
Total			64,897	▲	10.3%	+6,059
Civil	Warrant in Debt	WD	12,321	▲	+34.4%	+3,155
	Garnishment	GA	6,946	▲	+3.0%	+200
	Unlawful Detainer	UD	4,424	▲	+2.6%	+114
	Admin License	AL	831	▼	-6.9%	-62
	Other	OT	542	▼	-1.6%	-9
	Zoning Violation	ZO	501	▼	-10.7%	-60
	Show Cause	SC	462	▼	-3.1%	-15
	Preliminary Protective Order	PP	432	▲	+5.1%	+21
	Protective Order	PO	361	▲	+18.4%	+56
	Interrogatory	IN	352	▲	+5.7%	+19
	Abstract	AJ	244	▲	+22.0%	+44
	Impoundment	IM	147	▲	+5.8%	+8
	Overweight	OC	49	▼	-25.8%	-17
	Detinue	DT	43	▼	-23.2%	-13
	Tenants Assertion	TA	31	↔		-
	Counter Claim	CC	29	▼	-32.6%	-14
	Motion for Judgment	MJ	12	▼	-55.6%	-15
	Motor Carrier	MC	10	▼	-9.1%	-1
	Capias	CA	8	▼	-60.0%	-12
	Petition-Restore Arms	PR	7	▼	-12.5%	-1
	Bond Forfeiture	BF	5	▲	+25.0%	+1
	Petition to Require Blood Test	BT	2	▲	-	+2
	Third Party Claim	TH	2	▲	+100.0%	+1
	Restricted Operators License	RL	1	▼	-75.0%	-3
Mechanic's Lien	ML	0	▼	-100.0%	-1	
Total			27,762	▲	13.9%	+3,398
Civil Commitments	Temporary Detention Order	TD	487	▲	+8.0%	+36
	Mental Commitment	MC	411	▲	+23.1%	+77
	Emergency Custody Order	EC	105	▼	-28.1%	-41
	Petition	PT	15	▲	+200.0%	+10
	Medical Emergency Custody Order	ME	2	▼	-66.7%	-4
	Medical Emergency Temporary Detention Order	MT	2	▼	-71.4%	-5
	Other	OT	0	▼	-100.0%	-2
Total			1,022	▲	7.5%	+71

* Compared to same time period as previous year

** Case Type Categories are defined in the 2017 Virginia Judicial Workload Assessment

The data reported reflect the case management system. The case types reported may not necessitate judicial involvement.

	Summary	Change	% Change	Absolute Change
GRAND TOTAL	110,690	▲	9.8%	+9,918



Filings by Major Case Category**

Category	Summary	Change	% Change	Absolute Change
Felony	4,134	▲	-8.3%	-374
Garnishment	7,298	▲	+3.1%	+219
General Civil	12,715	▼	+33.0%	+3,154
Infraction/Civil Violation	54,110	▲	+11.6%	+5,628
Involuntary Civil Commitments	15	▲	+114.3%	+8
Landlord /Tenant	4,455	▲	+2.6%	+114
Misdemeanor	20,182	▲	+2.0%	+396
Other	6,988	▲	+11.1%	+696
Protective Orders	793	▲	+10.8%	+77
GRAND TOTAL	110,690	▲	9.8%	+9,918

* Compared to same time period as previous year

** Case Type Categories are defined in the 2017 Virginia Judicial Workload Assessment

The data reported reflect the case management system. The case types reported may not necessitate judicial involvement.

2024 Overall GRAND TOTAL		Distribution of Caseload			Change*		Percentage (%) of Caseload		
13,731	+1,206	Criminal	1,129	8%	8.9% ▲	+92	Criminal	2023: 8.3%	2024: 8.2%
		Traffic	9,820	72%	15.1% ▲	+1,290	Traffic	68.1%	71.5%
		Civil	2,704	20%	-6.1% ▼	-176	Civil	23.0%	19.7%
		Civil Commitments	78	1%	0.0%	0	Civil Commitments	0.6%	0.6%
		GRAND TOTAL	13,731	100%	9.6% ▲	+1,206	GRAND TOTAL	100%	100%

Filings by Division & Code

Division	Case Type Description	Code	Summary	Change	% Change	Absolute Change
Criminal	Misdemeanor	M	769	▲	+18.5%	+120
	Felony	F	224	▼	-3.9%	-9
	Show Cause	SC	64	▼	-5.9%	-4
	Capias	CA	50	▼	-25.4%	-17
	Civil Violation	CV	22	▲	+10.0%	+2
	Total			1,129	▲	8.9%
Traffic	Infraction	I	7,279	▲	+10.3%	+678
	Misdemeanor	M	2,443	▲	+32.3%	+597
	Capias	CA	54	↔		-
	Felony	F	21	▲	+50.0%	+7
	Show Cause	SC	21	▲	+50.0%	+7
	Civil Violation	CV	2	▲	+100.0%	+1
	Total			9,820	▲	15.1%
Civil	Warrant in Debt	WD	1,105	▼	-7.5%	-90
	Garnishment	GA	1,048	▲	+0.7%	+7
	Unlawful Detainer	UD	162	▼	-20.2%	-41
	Other	OT	127	▲	+6.7%	+8
	Detinue	DT	93	▲	+17.7%	+14
	Preliminary Protective Order	PP	45	▼	-13.5%	-7
	Protective Order	PO	38	▼	-30.9%	-17
	Admin License	AL	26	▼	-7.1%	-2
	Abstract	AJ	24	▼	-17.2%	-5
	Impoundment	IM	14	▲	+27.3%	+3
	Overweight	OC	9	▼	-82.4%	-42
	Counter Claim	CC	3	▼	-57.1%	-4
	Capias	CA	2	▲	-	+2
	Interrogatory	IN	2	▼	-33.3%	-1
	Motion for Judgment	MJ	2	▲	-	+2
	Tenants Assertion	TA	2	↔		-
	Restricted Operators License	RL	1	▼	-50.0%	-1
	Show Cause	SC	1	↔		-
	Third Party Claim	TH	0	▼	-100.0%	-2
Total			2,704	▼	-6.1%	-176
Civil Commitments	Temporary Detention Order	TD	55	▼	-5.2%	-3
	Emergency Custody Order	EC	22	▲	+15.8%	+3
	Medical Emergency Temporary Detention Order	MT	1	▲	-	+1
	Mental Commitment	MC	0	▼	-100.0%	-1
Total			78		0.0%	0
GRAND TOTAL			13,731	▲	9.6%	+1,206

Filings by Major Case Category**

Category	Summary	Change	% Change	Absolute Change
Felony	245	▲	-0.8%	-2
Garnishment	1,050	▼	+0.6%	+6
General Civil	1,208	▲	-5.8%	-74
Infraction/Civil Violation	7,312	▲	+9.6%	+639

* Compared to same time period as previous year

** Case Type Categories are defined in the 2017 Virginia Judicial Workload Assessment

The data reported reflect the case management system. The case types reported may not necessitate judicial involvement.


CPSS - GCMS CASELOAD STATISTICS OF THE GENERAL DISTRICT COURTS
 January 2024 thru November 2024 Filings (Compared to January 2023 thru November 2023)

Landlord /Tenant	164	▼	-20.0%	-41
Misdemeanor	3,213	▲	+28.7%	+716
Other	456	▲	-3.0%	-14
Protective Orders	83	▼	-22.4%	-24
GRAND TOTAL	13,731	▲	9.6%	+1,206

* Compared to same time period as previous year

** Case Type Categories are defined in the 2017 Virginia Judicial Workload Assessment

The data reported reflect the case management system. The case types reported may not necessitate judicial involvement.

2024 Overall GRAND TOTAL		Distribution of Caseload			Change*		Percentage (%) of Caseload		
28,061	+1,347	Criminal	616	2%	-7.1% ▼	-47	Criminal	2023	2024
		Traffic	26,680	95%	6.0% ▲	+1,502	Traffic	2.5%	2.2%
2024		Civil	747	3%	-10.2% ▼	-85	Civil	94.3%	95.1%
2023		Civil Commitments	18	0%	-56.1% ▼	-23	Civil Commitments	3.1%	2.7%
		GRAND TOTAL	28,061	100%	5.0% ▲	+1,347	GRAND TOTAL	0.2%	0.1%
							GRAND TOTAL	100%	100%

Filings by Division & Code

Division	Case Type Description	Code	Summary	Change	% Change	Absolute Change
Criminal	Misdemeanor	M	400	▼	-7.8%	-34
	Felony	F	136	↔		-
	Show Cause	SC	32	▼	-22.0%	-9
	Civil Violation	CV	25	▲	+150.0%	+15
	Capias	CA	23	▼	-45.2%	-19
	Total			616	▼	-7.1%
Traffic	Infraction	I	22,253	▲	+6.2%	+1,293
	Misdemeanor	M	4,318	▲	+5.4%	+220
	Capias	CA	76	▼	-19.1%	-18
	Show Cause	SC	24	▲	+71.4%	+10
	Felony	F	9	▼	-25.0%	-3
	Total			26,680	▲	6.0%
Civil	Warrant in Debt	WD	334	▼	-0.9%	-3
	Garnishment	GA	230	▼	-13.9%	-37
	Unlawful Detainer	UD	65	▼	-5.8%	-4
	Other	OT	49	▼	-33.8%	-25
	Admin License	AL	19	▼	-13.6%	-3
	Preliminary Protective Order	PP	17	▲	+54.5%	+6
	Protective Order	PO	15	▲	+25.0%	+3
	Detinue	DT	6	▲	+20.0%	+1
	Abstract	AJ	5	▼	-72.2%	-13
	Impoundment	IM	5	▼	-50.0%	-5
	Interrogatory	IN	2	▼	-50.0%	-2
	Bond Forfeiture	BF	0	▼	-100.0%	-1
	Overweight	OC	0	▼	-100.0%	-1
	Show Cause	SC	0	▼	-100.0%	-1
	Total			747	▼	-10.2%
Civil Commitments	Temporary Detention Order	TD	12	▼	-60.0%	-18
	Emergency Custody Order	EC	6	▼	-40.0%	-4
	Other	OT	0	▼	-100.0%	-1
Total			18	▼	-56.1%	-23
GRAND TOTAL			28,061	▲	5.0%	+1,347

Filings by Major Case Category**

Category	Summary	Change	% Change	Absolute Change
Felony	145	▼	-2.0%	-3
Garnishment	232	▼	-14.4%	-39
General Civil	342	▼	-1.4%	-5
Infraction/Civil Violation	22,278	▲	+6.2%	+1,307
Involuntary Civil Commitments	0	▼	-100.0%	-1
Landlord /Tenant	65	▼	-5.8%	-4
Misdemeanor	4,718	▼	+4.1%	+186
Other	249	▼	-29.3%	-103
Protective Orders	32	▲	+39.1%	+9
GRAND TOTAL	28,061	▲	5.0%	+1,347

* Compared to same time period as previous year

** Case Type Categories are defined in the 2017 Virginia Judicial Workload Assessment

The data reported reflect the case management system. The case types reported may not necessitate judicial involvement.

* Compared to same time period as previous year

** Case Type Categories are defined in the 2017 Virginia Judicial Workload Assessment

The data reported reflect the case management system. The case types reported may not necessitate judicial involvement.