

2024 Overall GRAND TOTAL		Distribution of Caseload			Change*		Percentage (%) of Caseload		
784,593	+61,306 8.5%	Criminal	107,741	14%	9.8% ▲	+9,583	Criminal	2023: 13.6%	2024: 13.7%
2024	↑	Traffic	446,163	57%	9.8% ▲	+39,902	Traffic	56.2%	56.9%
2023		Civil	214,058	27%	5.4% ▲	+11,005	Civil	28.1%	27.3%
		Civil Commitments	16,631	2%	5.2% ▲	+816	Civil Commitments	2.2%	2.1%
		GRAND TOTAL	784,593	100%	8.5% ▲	+61,306	GRAND TOTAL	100%	100%

Dispositions by Division & Code

Division	Case Type Description	Code	Summary	Change	% Change	Absolute Change
Criminal	Misdemeanor	M	60,871	▲	+11.4%	+6,246
	Felony	F	28,411	▲	+2.9%	+806
	Capias	CA	10,902	▲	+22.3%	+1,988
	Show Cause	SC	4,836	▲	+1.1%	+53
	Civil Violation	CV	2,633	▲	+23.5%	+501
	Motion	MO	54	▼	-10.0%	-6
	Restricted Operators License	RL	34	▼	-12.8%	-5
	Total			107,741	▲	9.8%
Traffic	Infraction	I	348,402	▲	+10.2%	+32,150
	Misdemeanor	M	86,175	▲	+8.8%	+6,990
	Capias	CA	4,200	▲	+13.8%	+508
	Show Cause	SC	2,767	▲	+9.8%	+246
	Civil Violation	CV	1,592	▲	+33.6%	+400
	Felony	F	1,351	▲	+10.7%	+131
	Other	O	1,335	▼	-24.7%	-439
	Restricted Operators License	RL	194	▼	-17.4%	-41
	Motion	MO	147	▼	-22.6%	-43
Total			446,163	▲	9.8%	+39,902
Civil	Warrant in Debt	WD	77,359	▲	+21.6%	+13,753
	Garnishment	GA	56,127	▼	-5.3%	-3,156
	Unlawful Detainer	UD	48,619	▲	+3.8%	+1,776
	Other	OT	6,083	▼	-2.5%	-158
	Admin License	AL	4,007	▲	+0.8%	+33
	Preliminary Protective Order	PP	3,915	▲	+3.3%	+125
	Protective Order	PO	3,023	▲	+8.7%	+241
	Detinue	DT	2,491	▼	-11.2%	-315
	Motion for Judgment	MJ	2,285	▼	-4.3%	-103
	Show Cause	SC	2,264	▼	-17.4%	-478
	Interrogatory	IN	1,932	▲	+2.3%	+44
	Abstract	AJ	1,890	▼	-19.7%	-464
	Bond Forfeiture	BF	1,281	▼	-3.1%	-41
	Impoundment	IM	1,278	▲	+9.0%	+106
	Zoning Violation	ZO	501	▼	-35.5%	-276
	Tenants Assertion	TA	293	▼	-6.4%	-20
	Counter Claim	CC	249	▲	+2.0%	+5
	Overweight	OC	179	▼	-6.8%	-13
	Capias	CA	82	▼	-32.8%	-40
	Petition-Restore Arms	PR	78	▼	-25.7%	-27
	Motor Carrier	MC	34	▼	-20.9%	-9
	Interrogatory-Not	IC	33	▲	+57.1%	+12
	Third Party Claim	TH	17	▲	+41.7%	+5
	Restricted Operators License	RL	16	▼	-30.4%	-7
	Cross Claim	CR	9	▲	+50.0%	+3
	Detinue Seizure	DZ	5	▲	-	+5
	Petition to Require Blood Test	BT	3	▲	-	+3
	Mechanic's Lien	ML	2	▼	-33.3%	-1
	Attachment	AT	1	▲	-	+1
	Distress Seizure	DS	1	↔	-	-
	Emergency Substantial Risk Order	SR	1	▲	-	+1
Total			214,058	▲	5.4%	+11,005
Civil Commitments	Mental Commitment	MC	7,200	▲	+5.8%	+393
	Temporary Detention Order	TD	5,268	▲	+2.1%	+109

* Compared to same time period as previous year
 5/15/2024 1:01:45PM

** Case Type Categories are defined in the 2017 Virginia Judicial Workload Assessment
 Source: SCV-SQL-Information

			Summary	Change	% Change	Absolute Change
Civil Commitments	Emergency Custody Order	EC	2,508	▲	+3.0%	+73
	Other	OT	1,421	▲	+18.1%	+218
	Medical Emergency Temporary Detention Order	MT	131	▲	+19.1%	+21
	Petition	PT	100	▲	+19.0%	+16
	Medical Emergency Custody Order	ME	3	▼	-82.4%	-14
	Total			16,631	▲	5.2%
GRAND TOTAL			784,593	▲	8.5%	+61,306

Dispositions by Major Case Category**

Category			Summary	Change	% Change	Absolute Change
Felony			29,762	▲	+3.3%	+937
Garnishment			58,059	▼	-5.1%	-3,112
General Civil			83,255	▲	+18.9%	+13,250
Infraction/Civil Violation			354,175	▲	+10.1%	+32,590
Involuntary Civil Commitments			1,521	▲	+18.2%	+234
Landlord /Tenant			48,912	▼	+3.7%	+1,756
Misdemeanor			147,791	▼	+9.6%	+12,907
New to Workload Study			1	▲	-	+1
Other			54,179	▲	+4.6%	+2,377
Protective Orders			6,938	▲	+5.6%	+366
GRAND TOTAL			784,593	▲	8.5%	+61,306

2024 Overall GRAND TOTAL		Distribution of Caseload			Change*		Percentage (%) of Caseload		
17,454	+1,681 10.7%	Criminal	2,370	14%	17.5% ▲	+353	Criminal	2023: 12.8%	2024: 13.6%
2024	↑	Traffic	5,766	33%	27.8% ▲	+1,256	Traffic	28.6%	33.0%
2023		Civil	9,006	52%	1.2% ▲	+105	Civil	56.4%	51.6%
		Civil Commitments	312	2%	-9.6% ▼	-33	Civil Commitments	2.2%	1.8%
		GRAND TOTAL	17,454	100%	10.7% ▲	+1,681	GRAND TOTAL	100%	100%

Dispositions by Division & Code

Division	Case Type Description	Code	Summary	Change	% Change	Absolute Change
Criminal	Misdemeanor	M	1,224	▲	+23.5%	+233
	Felony	F	810	▲	+3.2%	+25
	Capias	CA	259	▲	+61.9%	+99
	Show Cause	SC	63	▼	-3.1%	-2
	Civil Violation	CV	14	▼	-12.5%	-2
	Total			2,370	▲	17.5%
Traffic	Infraction	I	3,407	▲	+46.0%	+1,073
	Misdemeanor	M	1,601	▲	+17.3%	+236
	Civil Violation	CV	419	▼	-22.8%	-124
	Capias	CA	165	▲	+35.2%	+43
	Felony	F	72	▼	-6.5%	-5
	Other	O	55	▲	+266.7%	+40
	Show Cause	SC	47	▼	-11.3%	-6
	Restricted Operators License	RL	0	▼	-100.0%	-1
	Total			5,766	▲	27.8%
Civil	Warrant in Debt	WD	3,739	▲	+25.3%	+755
	Garnishment	GA	2,773	▼	-9.6%	-295
	Unlawful Detainer	UD	1,448	▼	-6.5%	-101
	Zoning Violation	ZO	160	▼	-49.4%	-156
	Preliminary Protective Order	PP	137	▲	+8.7%	+11
	Other	OT	126	▲	-25.4%	-43
	Protective Order	PO	121	↔		-
	Admin License	AL	112	▼	-0.9%	-1
	Show Cause	SC	101	▼	-27.9%	-39
	Detinue	DT	63	▲	+12.5%	+7
	Abstract	AJ	57	▼	-1.7%	-1
	Motion for Judgment	MJ	48	▲	+9.1%	+4
	Bond Forfeiture	BF	42	▼	-32.3%	-20
	Interrogatory	IN	39	▼	-23.5%	-12
	Impoundment	IM	17	▼	-32.0%	-8
	Tenants Assertion	TA	11	▲	+450.0%	+9
	Counter Claim	CC	4	▲	+33.3%	+1
	Overweight	OC	3	▼	-62.5%	-5
	Capias	CA	2	▼	-50.0%	-2
	Petition-Restore Arms	PR	2	▲	-	+2
	Third Party Claim	TH	1	▼	-50.0%	-1
Total			9,006	▲	1.2%	+105
Civil Commitments	Temporary Detention Order	TD	119	▲	+2.6%	+3
	Emergency Custody Order	EC	108	▼	-10.0%	-12
	Mental Commitment	MC	79	▼	-23.3%	-24
	Medical Emergency Temporary Detention Order	MT	3	▲	+200.0%	+2
	Other	OT	2	▼	-33.3%	-1
	Petition	PT	1	▲	-	+1
	Medical Emergency Custody Order	ME	0	▼	-100.0%	-2
Total			312	▼	-9.6%	-33
GRAND TOTAL			17,454	▲	10.7%	+1,681

* Compared to same time period as previous year
 5/15/2024 1:01:45PM

** Case Type Categories are defined in the 2017 Virginia Judicial Workload Assessment
 Source: SCV-SQL-Information

Dispositions by Major Case Category**

Category	Summary	Change	% Change	Absolute Change
Felony	882	▼	+2.3%	+20
Garnishment	2,812	▼	-9.8%	-307
General Civil	3,861	▲	+24.9%	+770
Infraction/Civil Violation	3,898	▲	+33.7%	+982
Involuntary Civil Commitments	3	▲		0
Landlord /Tenant	1,459	▲	-5.9%	-92
Misdemeanor	2,985	▼	+11.7%	+312
Other	1,296	▼	-1.1%	-15
Protective Orders	258	▲	+4.5%	+11
GRAND TOTAL	17,454	▲	10.7%	+1,681

2024 Overall GRAND TOTAL		Distribution of Caseload			Change*		Percentage (%) of Caseload		
44,189	+4,585 11.6%	Criminal	5,200	12%	4.1% ▲	+206	Criminal	2023 12.6%	2024 11.8%
2024		Traffic	18,694	42%	20.2% ▲	+3,145	Traffic	39.3%	42.3%
2023		Civil	19,684	45%	6.9% ▲	+1,276	Civil	46.5%	44.5%
		Civil Commitments	611	1%	-6.4% ▼	-42	Civil Commitments	1.6%	1.4%
		GRAND TOTAL	44,189	100%	11.6% ▲	+4,585	GRAND TOTAL	100%	100%

Dispositions by Division & Code

Division	Case Type Description	Code	Summary	Change	% Change	Absolute Change
Criminal	Misdemeanor	M	3,106	▲	+3.1%	+92
	Felony	F	1,405	▼	-10.3%	-161
	Capias	CA	328	▲	+40.2%	+94
	Civil Violation	CV	276	▲	+190.5%	+181
	Show Cause	SC	85	↔		-
	Total			5,200	▲	4.1%
Traffic	Infraction	I	13,053	▲	+23.5%	+2,485
	Misdemeanor	M	4,879	▲	+15.8%	+664
	Capias	CA	405	▲	+10.1%	+37
	Show Cause	SC	171	▲	+44.9%	+53
	Other	O	109	▼	-26.8%	-40
	Civil Violation	CV	74	▼	-41.3%	-52
	Restricted Operators License	RL	3	▼	-40.0%	-2
	Total			18,694	▲	20.2%
Civil	Garnishment	GA	7,219	▲	+7.4%	+500
	Warrant in Debt	WD	5,444	▲	+22.1%	+984
	Unlawful Detainer	UD	3,724	▼	-8.2%	-334
	Motion for Judgment	MJ	858	▲	+10.0%	+78
	Abstract	AJ	456	▲	+19.4%	+74
	Admin License	AL	416	▲	+10.9%	+41
	Other	OT	283	▲	+5.2%	+14
	Show Cause	SC	279	▼	-1.8%	-5
	Preliminary Protective Order	PP	210	▼	-6.7%	-15
	Protective Order	PO	196	▼	-1.0%	-2
	Interrogatory	IN	180	▲	+25.0%	+36
	Bond Forfeiture	BF	169	▼	-13.3%	-26
	Detinue	DT	131	▼	-26.0%	-46
	Impoundment	IM	46	▼	-36.1%	-26
	Tenants Assertion	TA	26	▲	+30.0%	+6
	Counter Claim	CC	18	▼	-28.0%	-7
	Overweight	OC	18	▲	+125.0%	+10
	Petition-Restore Arms	PR	4	▼	-42.9%	-3
	Capias	CA	3	▼	-57.1%	-4
	Third Party Claim	TH	2	↔		-
	Cross Claim	CR	1	↔		-
	Restricted Operators License	RL	1	▲	-	+1
Total			19,684	▲	6.9%	+1,276
Civil Commitments	Mental Commitment	MC	353	▼	-7.6%	-29
	Temporary Detention Order	TD	176	▼	-10.2%	-20
	Other	OT	59	▲	+73.5%	+25
	Emergency Custody Order	EC	22	▼	-46.3%	-19
	Medical Emergency Temporary Detention Order	MT	1	▲	-	+1
Total			611	▼	-6.4%	-42
GRAND TOTAL			44,189	▲	11.6%	+4,585

* Compared to same time period as previous year
 5/15/2024 1:01:45PM

** Case Type Categories are defined in the 2017 Virginia Judicial Workload Assessment
 Source: SCV-SQL-Information

Dispositions by Major Case Category**

Category	Summary	Change	% Change	Absolute Change
Felony	1,405	▼	-10.3%	-161
Garnishment	7,399	▲	+7.8%	+536
General Civil	6,455	▲	+18.7%	+1,019
Infraction/Civil Violation	13,530	▲	+23.6%	+2,584
Involuntary Civil Commitments	59	▲	+73.5%	+25
Landlord /Tenant	3,750	▲	-8.0%	-328
Misdemeanor	7,989	▲	+10.4%	+755
Other	3,196	▲	+5.7%	+172
Protective Orders	406	▼	-4.0%	-17
GRAND TOTAL	44,189	▲	11.6%	+4,585

* Compared to same time period as previous year
 5/15/2024 1:01:45PM

** Case Type Categories are defined in the 2017 Virginia Judicial Workload Assessment
 Source: SCV-SQL-Information

2024 Overall GRAND TOTAL		Distribution of Caseload			Change*		Percentage (%) of Caseload		
10,304	+623 6.4%	Criminal	1,371	13%	-14.2% ▼	-226	Criminal	2023 16.5%	2024 13.3%
2024	↑	Traffic	4,800	47%	23.8% ▲	+924	Traffic	40.0%	46.6%
2023		Civil	3,907	38%	-3.2% ▼	-130	Civil	41.7%	37.9%
		Civil Commitments	226	2%	32.2% ▲	+55	Civil Commitments	1.8%	2.2%
		GRAND TOTAL	10,304	100%	6.4% ▲	+623	GRAND TOTAL	100%	100%

Dispositions by Division & Code

Division	Case Type Description	Code	Summary	Change	% Change	Absolute Change
Criminal	Misdemeanor	M	709	▼	-15.9%	-134
	Felony	F	469	▼	-14.9%	-82
	Capias	CA	143	▼	-5.9%	-9
	Show Cause	SC	32	▲	+39.1%	+9
	Civil Violation	CV	18	▼	-35.7%	-10
	Total			1,371	▼	-14.2%
Traffic	Infraction	I	4,053	▲	+24.7%	+803
	Misdemeanor	M	565	▲	+14.6%	+72
	Capias	CA	100	▲	+104.1%	+51
	Show Cause	SC	77	▲	+1.3%	+1
	Restricted Operators License	RL	3	▼	-57.1%	-4
	Civil Violation	CV	2	▲	+100.0%	+1
	Total			4,800	▲	23.8%
Civil	Unlawful Detainer	UD	1,465	▼	-2.5%	-37
	Warrant in Debt	WD	1,040	▲	+11.2%	+105
	Garnishment	GA	874	▼	-11.8%	-117
	Other	OT	160	▲	+661.9%	+139
	Preliminary Protective Order	PP	104	▼	-16.1%	-20
	Protective Order	PO	81	↔		-
	Show Cause	SC	43	▲	+13.2%	+5
	Detinue	DT	38	▲	+533.3%	+32
	Abstract	AJ	33	▼	-46.8%	-29
	Interrogatory	IN	27	▲	+3.8%	+1
	Motion for Judgment	MJ	15	▼	-93.2%	-207
	Counter Claim	CC	10	▲	+233.3%	+7
	Admin License	AL	5	▼	-61.5%	-8
	Tenants Assertion	TA	5	▲	+66.7%	+2
	Bond Forfeiture	BF	3	↔		-
	Capias	CA	2	▼	-50.0%	-2
	Petition-Restore Arms	PR	1	▼	-66.7%	-2
	Third Party Claim	TH	1	▲	-	+1
Total			3,907	▼	-3.2%	-130
Civil Commitments	Emergency Custody Order	EC	134	▲	+20.7%	+23
	Mental Commitment	MC	80	▲	+56.9%	+29
	Other	OT	12	▲	+50.0%	+4
	Temporary Detention Order	TD	0	▼	-100.0%	-1
	Total			226	▲	32.2%
GRAND TOTAL			10,304	▲	6.4%	+623

Dispositions by Major Case Category**

Category	Summary	Change	% Change	Absolute Change
Felony	469	▼	-14.9%	-82
Garnishment	901	▼	-11.4%	-116
General Civil	1,096	▲	-6.2%	-72
Infraction/Civil Violation	4,073	▲	+24.2%	+794
Involuntary Civil Commitments	12	▲	+50.0%	+4
Landlord /Tenant	1,470	▲	-2.3%	-35
Misdemeanor	1,277	▼	-4.9%	-66

* Compared to same time period as previous year
 5/15/2024 1:01:45PM

** Case Type Categories are defined in the 2017 Virginia Judicial Workload Assessment
 Source: SCV-SQL-Information

CPSS - GCMS CASELOAD STATISTICS OF THE GENERAL DISTRICT COURTS
 January 2024 thru April 2024 Dispositions (Compared to January 2023 thru April 2023)

Other	821	▲	+35.7%	+216
Protective Orders	185	▼	-9.8%	-20
GRAND TOTAL	10,304	▲	6.4%	+623

* Compared to same time period as previous year
 5/15/2024 1:01:45PM

** Case Type Categories are defined in the 2017 Virginia Judicial Workload Assessment
 Source: SCV-SQL-Information

2024 Overall GRAND TOTAL		Distribution of Caseload			Change*		Percentage (%) of Caseload		
31,231	+3,874 14.2%	Criminal	3,545	11%	9.1% ▲	+295	Criminal	2023 11.9%	2024 11.4%
2024	↑	Traffic	14,192	45%	77.4% ▲	+6,191	Traffic	29.2%	45.4%
2023		Civil	13,243	42%	-16.5% ▼	-2,614	Civil	58.0%	42.4%
		Civil Commitments	251	1%	0.8% ▲	+2	Civil Commitments	0.9%	0.8%
		GRAND TOTAL	31,231	100%	14.2% ▲	+3,874	GRAND TOTAL	100%	100%

Dispositions by Division & Code

Division	Case Type Description	Code	Summary	Change	% Change	Absolute Change
Criminal	Misdemeanor	M	2,360	▼	+12.7%	+266
	Felony	F	962	▼	+4.8%	+44
	Show Cause	SC	92	▼	-32.4%	-44
	Capias	CA	88	▼	+31.3%	+21
	Civil Violation	CV	43	▲	+22.9%	+8
	Total			3,545	▲	9.1%
Traffic	Infraction	I	12,271	▲	+89.8%	+5,807
	Misdemeanor	M	1,744	▲	+34.5%	+447
	Other	O	62	▼	-60.5%	-95
	Felony	F	50	▲	+108.3%	+26
	Show Cause	SC	45	▲	+18.4%	+7
	Restricted Operators License	RL	15	↔	-	-
	Capias	CA	5	▼	-16.7%	-1
Total			14,192	▲	77.4%	+6,191
Civil	Garnishment	GA	4,645	▼	-35.3%	-2,538
	Unlawful Detainer	UD	3,412	▼	-1.3%	-45
	Warrant in Debt	WD	3,147	▼	+1.4%	+42
	Other	OT	551	▼	+0.5%	+3
	Preliminary Protective Order	PP	322	▲	+15.4%	+43
	Protective Order	PO	296	▲	+37.0%	+80
	Abstract	AJ	247	▼	-39.8%	-163
	Show Cause	SC	158	▼	-46.8%	-139
	Interrogatory	IN	88	▲	+72.5%	+37
	Detinue	DT	87	▲	+55.4%	+31
	Bond Forfeiture	BF	84	▼	-14.3%	-14
	Admin License	AL	77	▲	+28.3%	+17
	Motion for Judgment	MJ	75	▲	+56.3%	+27
	Tenants Assertion	TA	26	▼	-13.3%	-4
	Counter Claim	CC	15	▲	+25.0%	+3
	Impoundment	IM	9	▲	+800.0%	+8
	Third Party Claim	TH	4	▲	+300.0%	+3
	Capias	CA	0	▼	-100.0%	-2
	Overweight	OC	0	▼	-100.0%	-2
	Petition-Restore Arms	PR	0	▼	-100.0%	-1
Total			13,243	▼	-16.5%	-2,614
Civil Commitments	Emergency Custody Order	EC	97	▲	+49.2%	+32
	Mental Commitment	MC	91	▼	-25.4%	-31
	Temporary Detention Order	TD	32	▲	+166.7%	+20
	Other	OT	18	▼	-18.2%	-4
	Petition	PT	12	▼	-52.0%	-13
	Medical Emergency Custody Order	ME	1	▲	-	+1
	Medical Emergency Temporary Detention Order	MT	0	▼	-100.0%	-3
Total			251	▲	0.8%	+2
GRAND TOTAL			31,231	▲	14.2%	+3,874

* Compared to same time period as previous year
 5/15/2024 1:01:45PM

** Case Type Categories are defined in the 2017 Virginia Judicial Workload Assessment
 Source: SCV-SQL-Information

CPSS - GCMS CASELOAD STATISTICS OF THE GENERAL DISTRICT COURTS
 January 2024 thru April 2024 Dispositions (Compared to January 2023 thru April 2023)

Dispositions by Major Case Category**

Category	Summary	Change	% Change	Absolute Change
Felony	1,012	▲	+7.4%	+70
Garnishment	4,733	▼	-34.6%	-2,501
General Civil	3,386	▼	+2.7%	+89
Infraction/Civil Violation	12,376	▼	+85.9%	+5,718
Involuntary Civil Commitments	30	▼	-36.2%	-17
Landlord /Tenant	3,438	▼	-1.4%	-49
Misdemeanor	4,119	▲	+20.9%	+713
Other	1,519	▲	-15.2%	-272
Protective Orders	618	▲	+24.8%	+123
GRAND TOTAL	31,231	▲	14.2%	+3,874

* Compared to same time period as previous year
 5/15/2024 1:01:45PM

** Case Type Categories are defined in the 2017 Virginia Judicial Workload Assessment
 Source: SCV-SQL-Information

2024 Overall GRAND TOTAL		Distribution of Caseload			Change*		Percentage (%) of Caseload		
1,482	+508 52.2%	Criminal	277	19%	36.5% ▲	+74	Criminal	20.8%	18.7%
2024	↑	Traffic	925	62%	109.3% ▲	+483	Traffic	45.4%	62.4%
2023		Civil	256	17%	-19.2% ▼	-61	Civil	32.5%	17.3%
		Civil Commitments	24	2%	100.0% ▲	+12	Civil Commitments	1.2%	1.6%
		GRAND TOTAL	1,482	100%	52.2% ▲	+508	GRAND TOTAL	100%	100%

Dispositions by Division & Code

Division	Case Type Description	Code	Summary	Change	% Change	Absolute Change
Criminal	Misdemeanor	M	148	▲	+25.4%	+30
	Capias	CA	63	▲	+103.2%	+32
	Felony	F	52	▲	+40.5%	+15
	Show Cause	SC	13	▲	+8.3%	+1
	Civil Violation	CV	1	▼	-80.0%	-4
	Total		277	▲	36.5%	+74
Traffic	Infraction	I	733	▲	+134.9%	+421
	Misdemeanor	M	183	▲	+40.8%	+53
	Capias	CA	6	▲	-	+6
	Civil Violation	CV	3	▲	-	+3
	Total		925	▲	109.3%	+483
Civil	Garnishment	GA	73	▼	-19.8%	-18
	Unlawful Detainer	UD	60	▼	-22.1%	-17
	Warrant in Debt	WD	56	▼	-8.2%	-5
	Other	OT	24	▼	-31.4%	-11
	Detinue	DT	18	▼	-18.2%	-4
	Admin License	AL	6	▲	+200.0%	+4
	Motion for Judgment	MJ	6	▲	-	+6
	Preliminary Protective Order	PP	5	▼	-58.3%	-7
	Protective Order	PO	3	▼	-40.0%	-2
	Abstract	AJ	2	▼	-33.3%	-1
	Bond Forfeiture	BF	2	↔	-	-
	Show Cause	SC	1	▼	-80.0%	-4
	Interrogatory	IN	0	▼	-100.0%	-2
	Total		256	▼	-19.2%	-61
Civil Commitments	Emergency Custody Order	EC	12	▲	+100.0%	+6
	Temporary Detention Order	TD	12	▲	+300.0%	+9
	Mental Commitment	MC	0	▼	-100.0%	-3
	Total		24	▲	100.0%	+12
	GRAND TOTAL		1,482	▲	52.2%	+508

Dispositions by Major Case Category**

Category	Summary	Change	% Change	Absolute Change
Felony	52	▲	+40.5%	+15
Garnishment	73	▼	-21.5%	-20
General Civil	80	▲	-3.6%	-3
Infraction/Civil Violation	737	▲	+132.5%	+420
Landlord /Tenant	60	▼	-22.1%	-17
Misdemeanor	331	▲	+33.5%	+83
Other	141	▲	+38.2%	+39
Protective Orders	8	▼	-52.9%	-9
	GRAND TOTAL	▲	52.2%	+508

* Compared to same time period as previous year
 5/15/2024 1:01:45PM

** Case Type Categories are defined in the 2017 Virginia Judicial Workload Assessment
 Source: SCV-SQL-Information

2024 Overall GRAND TOTAL		Distribution of Caseload			Change*		Percentage (%) of Caseload		
3,501	+304 9.5%	Criminal	372	11%	42.5% ▲	+111	Criminal	2023 8.2%	2024 10.6%
2024	↑	Traffic	2,396	68%	9.1% ▲	+199	Traffic	68.7%	68.4%
2023		Civil	710	20%	-2.5% ▼	-18	Civil	22.8%	20.3%
		Civil Commitments	23	1%	109.1% ▲	+12	Civil Commitments	0.3%	0.7%
		GRAND TOTAL	3,501	100%	9.5% ▲	+304	GRAND TOTAL	100%	100%

Dispositions by Division & Code

Division	Case Type Description	Code	Summary	Change	% Change	Absolute Change
Criminal	Misdemeanor	M	212	▲	+25.4%	+43
	Felony	F	113	▲	+105.5%	+58
	Capias	CA	27	▲	+145.5%	+16
	Show Cause	SC	15	↔		-
	Civil Violation	CV	5	▼	-54.5%	-6
	Total			372	▲	42.5%
Traffic	Infraction	I	1,716	▲	+3.8%	+63
	Misdemeanor	M	569	▲	+27.9%	+124
	Capias	CA	91	▲	+15.2%	+12
	Show Cause	SC	14	▼	-6.7%	-1
	Felony	F	6	▲	+500.0%	+5
	Civil Violation	CV	0	▼	-100.0%	-4
	Total			2,396	▲	9.1%
Civil	Warrant in Debt	WD	250	▲	+16.3%	+35
	Unlawful Detainer	UD	209	▼	-12.2%	-29
	Garnishment	GA	172	▼	-19.2%	-41
	Admin License	AL	18	▲	+38.5%	+5
	Other	OT	14	▲	+40.0%	+4
	Preliminary Protective Order	PP	10	▲	+400.0%	+8
	Protective Order	PO	8	▲	+60.0%	+3
	Impoundment	IM	6	▲	+20.0%	+1
	Show Cause	SC	6	▲	+50.0%	+2
	Abstract	AJ	5	▼	-28.6%	-2
	Interrogatory	IN	4	▼	-42.9%	-3
	Motion for Judgment	MJ	4	▲	+300.0%	+3
	Detinue	DT	3	▼	-40.0%	-2
	Interrogatory-Not	IC	1	▲	-	+1
	Capias	CA	0	▼	-100.0%	-1
	Overweight	OC	0	▼	-100.0%	-1
	Tenants Assertion	TA	0	▼	-100.0%	-1
Total			710	▼	-2.5%	-18
Civil Commitments	Temporary Detention Order	TD	18	▲	+100.0%	+9
	Emergency Custody Order	EC	5	▲	+150.0%	+3
	Total			23	▲	109.1%
GRAND TOTAL			3,501	▲	9.5%	+304

Dispositions by Major Case Category**

Category	Summary	Change	% Change	Absolute Change
Felony	119	▲	+112.5%	+63
Garnishment	176	▼	-20.0%	-44
General Civil	259	▲	+15.6%	+35
Infraction/Civil Violation	1,721	▼	+3.1%	+52
Landlord /Tenant	209	▼	-12.6%	-30
Misdemeanor	781	▲	+27.2%	+167
Other	218	▲	+29.8%	+50
Protective Orders	18	▲	+157.1%	+11
GRAND TOTAL	3,501	▲	9.5%	+304

* Compared to same time period as previous year
 5/15/2024 1:01:45PM

** Case Type Categories are defined in the 2017 Virginia Judicial Workload Assessment
 Source: SCV-SQL-Information

2024 Overall GRAND TOTAL		Distribution of Caseload			Change*		Percentage (%) of Caseload			
3,875	-480 -11.0%	Criminal	160	4%	-37.0%	▼	-94	Criminal	2023 5.8%	2024 4.1%
2024		Traffic	3,394	88%	-10.0%	▼	-379	Traffic	86.6%	87.6%
2023		Civil	312	8%	-0.3%	▼	-1	Civil	7.2%	8.1%
		Civil Commitments	9	0%	-40.0%	▼	-6	Civil Commitments	0.3%	0.2%
		GRAND TOTAL	3,875	100%	-11.0%	▼	-480	GRAND TOTAL	100%	100%

Dispositions by Division & Code


Division	Case Type Description	Code	Summary	Change	% Change	Absolute Change
Criminal	Misdemeanor	M	102	▼	-29.2%	-42
	Felony	F	37	▼	-50.0%	-37
	Capias	CA	8	▼	-60.0%	-12
	Show Cause	SC	7	▼	-30.0%	-3
	Civil Violation	CV	6	↔		-
	Total			160	▼	-37.0%
Traffic	Infraction	I	2,837	▼	-10.0%	-314
	Misdemeanor	M	453	▼	-9.4%	-47
	Capias	CA	90	▲	+3.4%	+3
	Show Cause	SC	12	▼	-50.0%	-12
	Felony	F	2	↔		-
	Civil Violation	CV	0	▼	-100.0%	-7
	Restricted Operators License	RL	0	▼	-100.0%	-2
	Total			3,394	▼	-10.0%
Civil	Warrant in Debt	WD	113	▲	+34.5%	+29
	Garnishment	GA	94	▼	-5.1%	-5
	Unlawful Detainer	UD	60	▲	+9.1%	+5
	Other	OT	21	▼	-22.2%	-6
	Admin License	AL	5	▲	+25.0%	+1
	Preliminary Protective Order	PP	4	▼	-75.0%	-12
	Protective Order	PO	4	▼	-66.7%	-8
	Detinue	DT	2	▼	-60.0%	-3
	Interrogatory	IN	2	↔		-
	Overweight	OC	2	▲	-	+2
	Show Cause	SC	2	▲	+100.0%	+1
	Bond Forfeiture	BF	1	▼	-50.0%	-1
	Motion for Judgment	MJ	1	▼	-50.0%	-1
	Petition-Restore Arms	PR	1	▲	-	+1
	Abstract	AJ	0	▼	-100.0%	-3
	Impoundment	IM	0	▼	-100.0%	-1
Total			312	▼	-0.3%	-1
Civil Commitments	Temporary Detention Order	TD	7	▼	-12.5%	-1
	Emergency Custody Order	EC	2	▼	-71.4%	-5
	Total			9	▼	-40.0%
GRAND TOTAL			3,875	▼	-11.0%	-480

Dispositions by Major Case Category**

Category	Summary	Change	% Change	Absolute Change
Felony	39	▼	-48.7%	-37
Garnishment	96	▼	-5.0%	-5
General Civil	117	▲	+27.2%	+25
Infraction/Civil Violation	2,845	▲	-10.1%	-319
Landlord /Tenant	60	▲	+9.1%	+5
Misdemeanor	555	▼	-14.1%	-91
Other	155	▼	-19.7%	-38
Protective Orders	8	▼	-71.4%	-20
GRAND TOTAL	3,875	▼	-11.0%	-480

* Compared to same time period as previous year

** Case Type Categories are defined in the 2017 Virginia Judicial Workload Assessment

2024 Overall GRAND TOTAL		Distribution of Caseload			Change*		Percentage (%) of Caseload		
6,858	-275 -3.9%	Criminal	1,177	17%	-6.7% ▼	-84	Criminal	2023 17.7%	2024 17.2%
		Traffic	2,366	34%	-15.0% ▼	-417	Traffic	39.0%	34.5%
2024		Civil	3,125	46%	7.4% ▲	+216	Civil	40.8%	45.6%
2023		Civil Commitments	190	3%	5.6% ▲	+10	Civil Commitments	2.5%	2.8%
		GRAND TOTAL	6,858	100%	-3.9% ▼	-275	GRAND TOTAL	100%	100%

Dispositions by Division & Code

Division	Case Type Description	Code	Summary	Change	% Change	Absolute Change
Criminal	Misdemeanor	M	729	▼	-4.3%	-33
	Felony	F	324	▼	-10.2%	-37
	Capias	CA	74	▼	-7.5%	-6
	Show Cause	SC	27	▼	-30.8%	-12
	Civil Violation	CV	23	▲	+21.1%	+4
	Total			1,177	▼	-6.7%
Traffic	Infraction	I	1,230	▼	-32.6%	-596
	Misdemeanor	M	592	▼	-25.3%	-201
	Civil Violation	CV	422	▲	+2,713.3%	+407
	Capias	CA	95	▼	-10.4%	-11
	Show Cause	SC	24	▼	-41.5%	-17
	Felony	F	3	▲	+50.0%	+1
	Total			2,366	▼	-15.0%
Civil	Warrant in Debt	WD	1,145	▲	+15.0%	+149
	Garnishment	GA	938	▲	+6.1%	+54
	Unlawful Detainer	UD	582	▲	+21.8%	+104
	Other	OT	76	▼	-37.7%	-46
	Preliminary Protective Order	PP	51	▼	-19.0%	-12
	Abstract	AJ	50	▼	-2.0%	-1
	Zoning Violation	ZO	47	▼	-6.0%	-3
	Detinue	DT	45	▼	-52.1%	-49
	Admin License	AL	42	▲	+44.8%	+13
	Show Cause	SC	37	▼	-2.6%	-1
	Protective Order	PO	35	▲	+2.9%	+1
	Overweight	OC	29	▲	+81.3%	+13
	Motion for Judgment	MJ	21	▲	+425.0%	+17
	Interrogatory	IN	14	▼	-41.7%	-10
	Motor Carrier	MC	9	▼	-47.1%	-8
	Tenants Assertion	TA	4	▲	+300.0%	+3
	Bond Forfeiture	BF	0	▼	-100.0%	-1
	Capias	CA	0	▼	-100.0%	-2
	Counter Claim	CC	0	▼	-100.0%	-4
	Petition-Restore Arms	PR	0	▼	-100.0%	-1
Total			3,125	▲	7.4%	+216
Civil Commitments	Temporary Detention Order	TD	78	▼	-6.0%	-5
	Emergency Custody Order	EC	59	▲	+22.9%	+11
	Mental Commitment	MC	50	▲	+6.4%	+3
	Medical Emergency Temporary Detention Order	MT	3	▲	+200.0%	+2
	Medical Emergency Custody Order	ME	0	▼	-100.0%	-1
	Total			190	▲	5.6%
GRAND TOTAL			6,858	▼	-3.9%	-275

Dispositions by Major Case Category**

Category	Summary	Change	% Change	Absolute Change
Felony	327	▲	-9.9%	-36
Garnishment	952	▼	+4.8%	+44
General Civil	1,215	▲	+8.8%	+98
Infraction/Civil Violation	1,713	▲	-9.5%	-180

* Compared to same time period as previous year
 5/15/2024 1:01:45PM

** Case Type Categories are defined in the 2017 Virginia Judicial Workload Assessment
 Source: SCV-SQL-Information

CPSS - GCMS CASELOAD STATISTICS OF THE GENERAL DISTRICT COURTS
 January 2024 thru April 2024 Dispositions (Compared to January 2023 thru April 2023)

Landlord /Tenant	586	▲	+22.3%	+107
Misdemeanor	1,368	▼	-14.8%	-237
Other	611	▼	-8.9%	-60
Protective Orders	86	▼	-11.3%	-11
GRAND TOTAL	6,858	▼	-3.9%	-275

* Compared to same time period as previous year
 5/15/2024 1:01:45PM

** Case Type Categories are defined in the 2017 Virginia Judicial Workload Assessment
 Source: SCV-SQL-Information

2024 Overall GRAND TOTAL		Distribution of Caseload			Change*		Percentage (%) of Caseload		
9,183	+1,337 17.0%	Criminal	184	2%	26.0% ▲	+38	Criminal	2023 1.9%	2024 2.0%
2024	↑	Traffic	8,687	95%	16.6% ▲	+1,238	Traffic	94.9%	94.6%
2023		Civil	296	3%	23.8% ▲	+57	Civil	3.0%	3.2%
		Civil Commitments	16	0%	33.3% ▲	+4	Civil Commitments	0.2%	0.2%
		GRAND TOTAL	9,183	100%	17.0% ▲	+1,337	GRAND TOTAL	100%	100%

Dispositions by Division & Code

Division	Case Type Description	Code	Summary	Change	% Change	Absolute Change
Criminal	Misdemeanor	M	132	▲	+32.0%	+32
	Felony	F	37	▲	+27.6%	+8
	Capias	CA	7	▼	-22.2%	-2
	Show Cause	SC	5	↔		-
	Civil Violation	CV	3	↔		-
	Total			184	▲	26.0%
Traffic	Infraction	I	6,857	▲	+17.2%	+1,006
	Misdemeanor	M	1,812	▲	+14.1%	+224
	Felony	F	9	▲	-	+9
	Capias	CA	4	▼	-50.0%	-4
	Restricted Operators License	RL	3	▲	-	+3
	Civil Violation	CV	2	▲	-	+2
	Show Cause	SC	0	▼	-100.0%	-2
	Total			8,687	▲	16.6%
Civil	Warrant in Debt	WD	113	▲	+16.5%	+16
	Garnishment	GA	94	▲	+22.1%	+17
	Unlawful Detainer	UD	59	▲	+136.0%	+34
	Admin License	AL	7	▲	+250.0%	+5
	Overweight	OC	7	▼	-12.5%	-1
	Other	OT	5	▼	-37.5%	-3
	Impoundment	IM	2	▲	-	+2
	Motion for Judgment	MJ	2	↔		-
	Preliminary Protective Order	PP	2	▼	-33.3%	-1
	Bond Forfeiture	BF	1	▼	-90.0%	-9
	Detinue	DT	1	▼	-50.0%	-1
	Protective Order	PO	1	▼	-50.0%	-1
	Show Cause	SC	1	▲	-	+1
	Tenants Assertion	TA	1	↔		-
	Abstract	AJ	0	▼	-100.0%	-1
	Motor Carrier	MC	0	▼	-100.0%	-1
Total			296	▲	23.8%	+57
Civil Commitments	Temporary Detention Order	TD	10	▲	+11.1%	+1
	Emergency Custody Order	EC	5	▲	+150.0%	+3
	Mental Commitment	MC	1	↔		-
Total			16	▲	33.3%	+4
GRAND TOTAL			9,183	▲	17.0%	+1,337

Dispositions by Major Case Category**

Category	Summary	Change	% Change	Absolute Change
Felony	46	▲	+58.6%	+17
Garnishment	94	▲	+22.1%	+17
General Civil	117	▼	+14.7%	+15
Infraction/Civil Violation	6,869	▲	+17.2%	+1,006
Landlord /Tenant	60	▲	+130.8%	+34
Misdemeanor	1,947	▲	+15.3%	+259
Other	47	▲	-16.1%	-9
Protective Orders	3	▼	-40.0%	-2

* Compared to same time period as previous year
 5/15/2024 1:01:45PM

** Case Type Categories are defined in the 2017 Virginia Judicial Workload Assessment
 Source: SCV-SQL-Information

CPSS - GCMS CASELOAD STATISTICS OF THE GENERAL DISTRICT COURTS
January 2024 thru April 2024 Dispositions (Compared to January 2023 thru April 2023)

Brunswick

District: 6 FIPS: 025

GRAND TOTAL

9,183

▲

17.0%

+1,337

* Compared to same time period as previous year
5/15/2024 1:01:45PM

** Case Type Categories are defined in the 2017 Virginia Judicial Workload Assessment
Source: SCV-SQL-Information

2024 Overall GRAND TOTAL		Distribution of Caseload			Change*		Percentage (%) of Caseload			
2,848	-58 -2.0%	Criminal	220	8%	56.0%	▲	+79	Criminal	2023 4.9%	2024 7.7%
2024		Traffic	2,136	75%	-8.2%	▼	-192	Traffic	80.1%	75.0%
2023		Civil	488	17%	13.8%	▲	+59	Civil	14.8%	17.1%
		Civil Commitments	4	0%	-50.0%	▼	-4	Civil Commitments	0.3%	0.1%
		GRAND TOTAL	2,848	100%	-2.0%	▼	-58	GRAND TOTAL	100%	100%

Dispositions by Division & Code

Division	Case Type Description	Code	Summary	Change	% Change	Absolute Change
Criminal	Misdemeanor	M	120	▲	+50.0%	+40
	Felony	F	46	▲	+12.2%	+5
	Capias	CA	30	▲	+130.8%	+17
	Show Cause	SC	19	▲	+375.0%	+15
	Civil Violation	CV	5	▲	+66.7%	+2
	Total			220	▲	56.0%
Traffic	Infraction	I	1,728	▼	-11.2%	-217
	Misdemeanor	M	398	▲	+5.0%	+19
	Capias	CA	8	▲	+166.7%	+5
	Felony	F	1	↔		-
	Show Cause	SC	1	▲		+1
	Total			2,136	▼	-8.2%
Civil	Interrogatory	IN	145	▼	-18.1%	-32
	Warrant in Debt	WD	136	▲	+36.0%	+36
	Garnishment	GA	89	▲	+45.9%	+28
	Detinue	DT	79	▲	+83.7%	+36
	Unlawful Detainer	UD	24	▼	-22.6%	-7
	Other	OT	5	▲	-16.7%	-1
	Bond Forfeiture	BF	3	▲		+3
	Show Cause	SC	2	▼	-66.7%	-4
	Admin License	AL	1	▼	-50.0%	-1
	Motion for Judgment	MJ	1	▲		+1
	Preliminary Protective Order	PP	1	▼	-50.0%	-1
	Protective Order	PO	1	▲		+1
	Tenants Assertion	TA	1	▲		+1
	Impoundment	IM	0	▼	-100.0%	-1
	Total			488	▲	13.8%
Civil Commitments	Emergency Custody Order	EC	2	↔		-
	Temporary Detention Order	TD	2	▼	-66.7%	-4
	Total		4	▼	-50.0%	-4
GRAND TOTAL			2,848	▼	-2.0%	-58

Dispositions by Major Case Category**

Category	Summary	Change	% Change	Absolute Change
Felony	47	▲	+11.9%	+5
Garnishment	234	▲	-1.7%	-4
General Civil	219	▲	+53.1%	+76
Infraction/Civil Violation	1,733	▲	-11.0%	-215
Landlord /Tenant	25	▲	-19.4%	-6
Misdemeanor	518	▲	+12.9%	+59
Other	70	▲	+62.8%	+27
Protective Orders	2	▲		0
GRAND TOTAL	2,848	▼	-2.0%	-58

* Compared to same time period as previous year
 5/15/2024 1:01:45PM

** Case Type Categories are defined in the 2017 Virginia Judicial Workload Assessment
 Source: SCV-SQL-Information

2024 Overall GRAND TOTAL		Distribution of Caseload			Change*		Percentage (%) of Caseload		
5,685	+715 14.4%	Criminal	115	2%	-8.7% ▼	-11	Criminal	2023 2.5%	2024 2.0%
2024	↑	Traffic	5,146	91%	15.8% ▲	+703	Traffic	89.4%	90.5%
2023		Civil	396	7%	3.9% ▲	+15	Civil	7.7%	7.0%
		Civil Commitments	28	0%	40.0% ▲	+8	Civil Commitments	0.4%	0.5%
		GRAND TOTAL	5,685	100%	14.4% ▲	+715	GRAND TOTAL	100%	100%

Dispositions by Division & Code

Division	Case Type Description	Code	Summary	Change	% Change	Absolute Change	
Criminal	Felony	F	51	▲	+15.9%	+7	
	Misdemeanor	M	42	▼	-12.5%	-6	
	Capias	CA	13	▼	-40.9%	-9	
	Show Cause	SC	9	▼	-10.0%	-1	
	Civil Violation	CV	0	▼	-100.0%	-2	
	Total			115	▼	-8.7%	-11
Traffic	Infraction	I	3,307	▲	+20.9%	+571	
	Misdemeanor	M	1,811	▲	+6.9%	+117	
	Capias	CA	23	▲	+109.1%	+12	
	Felony	F	4	▲	+100.0%	+2	
	Show Cause	SC	1	▲	-	+1	
	Total			5,146	▲	15.8%	+703
Civil	Interrogatory	IN	229	▲	+25.8%	+47	
	Warrant in Debt	WD	76	▲	+11.8%	+8	
	Garnishment	GA	50	▼	-30.6%	-22	
	Unlawful Detainer	UD	25	▼	-21.9%	-7	
	Preliminary Protective Order	PP	5	↔	-	-	
	Other	OT	3	▼	-70.0%	-7	
	Show Cause	SC	3	▼	-57.1%	-4	
	Protective Order	PO	2	▲	+100.0%	+1	
	Admin License	AL	1	↔	-	-	
	Bond Forfeiture	BF	1	↔	-	-	
	Detinue	DT	1	↔	-	-	
	Overweight	OC	0	▼	-100.0%	-1	
	Total			396	▲	3.9%	+15
	Civil Commitments	Mental Commitment	MC	11	▲	+83.3%	+5
Temporary Detention Order		TD	9	▲	+12.5%	+1	
Emergency Custody Order		EC	8	▲	+33.3%	+2	
Total				28	▲	40.0%	+8
GRAND TOTAL			5,685	▲	14.4%	+715	

Dispositions by Major Case Category**

Category	Summary	Change	% Change	Absolute Change
Felony	55	▲	+19.6%	+9
Garnishment	279	▼	+9.8%	+25
General Civil	77	▲	+11.6%	+8
Infraction/Civil Violation	3,307	▼	+20.7%	+568
Landlord /Tenant	25	▼	-21.9%	-7
Misdemeanor	1,853	▼	+6.4%	+111
Other	82	▲	-	0
Protective Orders	7	▲	+16.7%	+1
GRAND TOTAL	5,685	▲	14.4%	+715

* Compared to same time period as previous year
 5/15/2024 1:01:45PM

** Case Type Categories are defined in the 2017 Virginia Judicial Workload Assessment
 Source: SCV-SQL-Information

2024 Overall GRAND TOTAL		Distribution of Caseload			Change*		Percentage (%) of Caseload		
5,616	+872 18.4%	Criminal	417	7%	-2.1% ▼	-9	Criminal	2023 9.0%	2024 7.4%
2024	↑	Traffic	3,812	68%	19.9% ▲	+634	Traffic	67.0%	67.9%
2023		Civil	1,184	21%	20.2% ▲	+199	Civil	20.8%	21.1%
		Civil Commitments	203	4%	31.0% ▲	+48	Civil Commitments	3.3%	3.6%
		GRAND TOTAL	5,616	100%	18.4% ▲	+872	GRAND TOTAL	100%	100%

Dispositions by Division & Code

Division	Case Type Description	Code	Summary	Change	% Change	Absolute Change
Criminal	Misdemeanor	M	214	▲	+7.0%	+14
	Felony	F	121	▼	-21.4%	-33
	Capias	CA	61	▲	+32.6%	+15
	Show Cause	SC	21	▲	+23.5%	+4
	Civil Violation	CV	0	▼	-100.0%	-9
	Total			417	▼	-2.1%
Traffic	Infraction	I	3,007	▲	+30.1%	+696
	Misdemeanor	M	735	▼	-5.6%	-44
	Capias	CA	50	▼	-9.1%	-5
	Show Cause	SC	14	▼	-51.7%	-15
	Felony	F	6	▲	+100.0%	+3
	Civil Violation	CV	0	▼	-100.0%	-1
Total			3,812	▲	19.9%	+634
Civil	Warrant in Debt	WD	385	▲	+54.6%	+136
	Garnishment	GA	351	▼	-0.8%	-3
	Unlawful Detainer	UD	309	▲	+12.0%	+33
	Preliminary Protective Order	PP	32	▲	+45.5%	+10
	Other	OT	27	▲	+145.5%	+16
	Show Cause	SC	20	▲	+17.6%	+3
	Detinue	DT	15	↔		-
	Protective Order	PO	15	▲	+7.1%	+1
	Abstract	AJ	10	▲	+150.0%	+6
	Motion for Judgment	MJ	6	▼	-33.3%	-3
	Admin License	AL	4	▼	-42.9%	-3
	Impoundment	IM	4	▲	-	+4
	Petition-Restore Arms	PR	2	↔		-
	Capias	CA	1	↔		-
	Counter Claim	CC	1	▲	-	+1
	Interrogatory	IN	1	↔		-
	Tenants Assertion	TA	1	↔		-
	Bond Forfeiture	BF	0	▼	-100.0%	-1
	Restricted Operators License	RL	0	▼	-100.0%	-1
Total			1,184	▲	20.2%	+199
Civil Commitments	Mental Commitment	MC	106	▲	+17.8%	+16
	Emergency Custody Order	EC	46	▲	+84.0%	+21
	Temporary Detention Order	TD	30	▲	+57.9%	+11
	Other	OT	20	▲	+11.1%	+2
	Medical Emergency Temporary Detention Order	MT	1	▼	-50.0%	-1
	Medical Emergency Custody Order	ME	0	▼	-100.0%	-1
Total			203	▲	31.0%	+48
GRAND TOTAL			5,616	▲	18.4%	+872

Dispositions by Major Case Category**

Category	Summary	Change	% Change	Absolute Change
Felony	127	▲	-19.1%	-30
Garnishment	352	▼	-0.8%	-3
General Civil	409	▲	+48.7%	+134
Infraction/Civil Violation	3,007	▼	+29.6%	+686

* Compared to same time period as previous year
 5/15/2024 1:01:45PM

** Case Type Categories are defined in the 2017 Virginia Judicial Workload Assessment
 Source: SCV-SQL-Information

CPSS - GCMS CASELOAD STATISTICS OF THE GENERAL DISTRICT COURTS
 January 2024 thru April 2024 Dispositions (Compared to January 2023 thru April 2023)

Involuntary Civil Commitments	20	▲	+11.1%	+2
Landlord /Tenant	310	▲	+11.9%	+33
Misdemeanor	949	▼	-3.2%	-31
Other	395	▲	+21.5%	+70
Protective Orders	47	▲	+30.6%	+11
GRAND TOTAL	5,616	▲	18.4%	+872

* Compared to same time period as previous year
 5/15/2024 1:01:45PM

** Case Type Categories are defined in the 2017 Virginia Judicial Workload Assessment
 Source: SCV-SQL-Information

2024 Overall GRAND TOTAL		Distribution of Caseload			Change*		Percentage (%) of Caseload		
5,348	+1,726 47.7%	Criminal	474	9%	26.1% ▲	+98	Criminal	2023 10.4%	2024 8.9%
2024	↑	Traffic	3,883	73%	64.3% ▲	+1,519	Traffic	65.3%	72.6%
2023		Civil	951	18%	7.8% ▲	+69	Civil	24.4%	17.8%
		Civil Commitments	40	1%	- ▲	+40	Civil Commitments	0.0%	0.7%
		GRAND TOTAL	5,348	100%	47.7% ▲	+1,726	GRAND TOTAL	100%	100%

Dispositions by Division & Code

Division	Case Type Description	Code	Summary	Change	% Change	Absolute Change
Criminal	Misdemeanor	M	244	▲	+50.6%	+82
	Felony	F	138	↔		-
	Capias	CA	55	▲	+14.6%	+7
	Civil Violation	CV	18	▲	+200.0%	+12
	Show Cause	SC	16	▼	-27.3%	-6
	Restricted Operators License	RL	3	▲	-	+3
	Total			474	▲	26.1%
Traffic	Infraction	I	3,169	▲	+77.9%	+1,388
	Misdemeanor	M	632	▲	+25.4%	+128
	Capias	CA	68	▲	+19.3%	+11
	Show Cause	SC	6	▼	-66.7%	-12
	Felony	F	5	▲	+25.0%	+1
	Restricted Operators License	RL	2	▲	-	+2
	Civil Violation	CV	1	▲	-	+1
Total			3,883	▲	64.3%	+1,519
Civil	Warrant in Debt	WD	375	▲	+9.3%	+32
	Garnishment	GA	309	▲	+22.1%	+56
	Unlawful Detainer	UD	171	▼	-18.2%	-38
	Other	OT	30	▲	+400.0%	+24
	Protective Order	PO	18	▲	+100.0%	+9
	Preliminary Protective Order	PP	17	▲	+13.3%	+2
	Show Cause	SC	7	▼	-53.3%	-8
	Abstract	AJ	5	▼	-37.5%	-3
	Admin License	AL	4	▼	-33.3%	-2
	Impoundment	IM	4	↔		-
	Motion for Judgment	MJ	4	▲	+33.3%	+1
	Overweight	OC	2	▲	+100.0%	+1
	Tenants Assertion	TA	2	▲	-	+2
	Detinue	DT	1	▼	-50.0%	-1
	Interrogatory	IN	1	▼	-75.0%	-3
	Petition-Restore Arms	PR	1	↔		-
Restricted Operators License	RL	0	▼	-100.0%	-3	
Total			951	▲	7.8%	+69
Civil Commitments	Emergency Custody Order	EC	20	▲	-	+20
	Temporary Detention Order	TD	20	▲	-	+20
Total			40	▲	-	+40
GRAND TOTAL			5,348	▲	47.7%	+1,726

Dispositions by Major Case Category**

Category	Summary	Change	% Change	Absolute Change
Felony	143	▲	+0.7%	+1
Garnishment	310	▼	+20.6%	+53
General Civil	388	▲	+9.6%	+34
Infraction/Civil Violation	3,190	▲	+78.4%	+1,402
Landlord /Tenant	173	▲	-17.2%	-36
Misdemeanor	881	▲	+31.7%	+212
Other	228	▲	+27.4%	+49

* Compared to same time period as previous year
 5/15/2024 1:01:45PM

** Case Type Categories are defined in the 2017 Virginia Judicial Workload Assessment
 Source: SCV-SQL-Information

CPSS - GCMS CASELOAD STATISTICS OF THE GENERAL DISTRICT COURTS
January 2024 thru April 2024 Dispositions (Compared to January 2023 thru April 2023)

Protective Orders	35	▲	+45.8%	+11
<i>GRAND TOTAL</i>	<u>5,348</u>	▲	47.7%	+1,726

* Compared to same time period as previous year
5/15/2024 1:01:45PM

** Case Type Categories are defined in the 2017 Virginia Judicial Workload Assessment
Source: SCV-SQL-Information

2024 Overall GRAND TOTAL		Distribution of Caseload			Change*		Percentage (%) of Caseload			
461	+37 8.7%	Criminal	36	8%	-23.4%	▼	-11	Criminal	2023: 11.1%	2024: 7.8%
2024	↑	Traffic	342	74%	18.3%	▲	+53	Traffic	68.2%	74.2%
2023		Civil	78	17%	-9.3%	▲	-8	Civil	20.3%	16.9%
		Civil Commitments	5	1%	150.0%	▲	+3	Civil Commitments	0.5%	1.1%
		GRAND TOTAL	461	100%	8.7%	▲	+37	GRAND TOTAL	100%	100%

Dispositions by Division & Code

Division	Case Type Description	Code	Summary	Change	% Change	Absolute Change
Criminal	Misdemeanor	M	18	▼	-50.0%	-18
	Show Cause	SC	8	▲	+700.0%	+7
	Capias	CA	4	▲	-	+4
	Civil Violation	CV	3	▲	+50.0%	+1
	Felony	F	3	▼	-62.5%	-5
	Total			36	▼	-23.4%
Traffic	Infraction	I	293	▲	+19.6%	+48
	Misdemeanor	M	46	▲	+31.4%	+11
	Capias	CA	1	↔	-	-
	Felony	F	1	▲	-	+1
	Show Cause	SC	1	↔	-	-
	Restricted Operators License	RL	0	▼	-100.0%	-7
	Total			342	▲	18.3%
Civil	Warrant in Debt	WD	46	▲	+12.2%	+5
	Garnishment	GA	19	▼	-29.6%	-8
	Unlawful Detainer	UD	10	▲	+100.0%	+5
	Admin License	AL	1	↔	-	-
	Detinue	DT	1	▲	-	+1
	Preliminary Protective Order	PP	1	▲	-	+1
	Motion for Judgment	MJ	0	▼	-100.0%	-1
	Other	OT	0	▼	-100.0%	-6
	Overweight	OC	0	▼	-100.0%	-1
	Protective Order	PO	0	▼	-100.0%	-2
	Show Cause	SC	0	▼	-100.0%	-1
	Tenants Assertion	TA	0	▼	-100.0%	-1
	Total			78	▼	-9.3%
Civil Commitments	Temporary Detention Order	TD	3	▲	-	+3
	Emergency Custody Order	EC	2	↔	-	-
Total			5	▲	150.0%	+3
GRAND TOTAL			461	▲	8.7%	+37

Dispositions by Major Case Category**

Category	Summary	Change	% Change	Absolute Change
Felony	4	▲	-50.0%	-4
Garnishment	19	▼	-29.6%	-8
General Civil	47	▲	+11.9%	+5
Infraction/Civil Violation	296	▼	+19.4%	+48
Landlord /Tenant	10	↔	+66.7%	+4
Misdemeanor	64	▼	-17.9%	-14
Other	20	▲	+53.8%	+7
Protective Orders	1	▲	-50.0%	-1
GRAND TOTAL	461	▲	8.7%	+37

2024 Overall GRAND TOTAL		Distribution of Caseload			Change*		Percentage (%) of Caseload		
4,953	-9 -0.2%	Criminal	135	3%	-25.0% ▼	-45	Criminal	2023 3.6%	2024 2.7%
2024		Traffic	4,603	93%	0.9% ▲	+39	Traffic	92.0%	92.9%
2023		Civil	208	4%	-1.4% ▼	-3	Civil	4.3%	4.2%
		Civil Commitments	7	0%	0.0%	0	Civil Commitments	0.1%	0.1%
		GRAND TOTAL	4,953	100%	-0.2% ▼	-9	GRAND TOTAL	100%	100%

Dispositions by Division & Code

Division	Case Type Description	Code	Summary	Change	% Change	Absolute Change
Criminal	Misdemeanor	M	80	▼	-15.8%	-15
	Felony	F	33	▼	-52.2%	-36
	Civil Violation	CV	10	▲	+900.0%	+9
	Capias	CA	8	↔		-
	Show Cause	SC	4	▼	-42.9%	-3
	Total			135	▼	-25.0%
Traffic	Infraction	I	3,676	▲	+13.1%	+427
	Misdemeanor	M	882	▼	-30.1%	-379
	Capias	CA	28	↔		-
	Civil Violation	CV	8	▲	+60.0%	+3
	Show Cause	SC	8	▼	-55.6%	-10
	Felony	F	1	▼	-66.7%	-2
	Total			4,603	▲	0.9%
Civil	Warrant in Debt	WD	108	▲	+74.2%	+46
	Garnishment	GA	68	▼	-35.2%	-37
	Unlawful Detainer	UD	17	▼	-37.0%	-10
	Impoundment	IM	3	▲	+200.0%	+2
	Other	OT	3	▲		-
	Admin License	AL	2	↔		-
	Abstract	AJ	1	▲	-	+1
	Bond Forfeiture	BF	1	▼	-66.7%	-2
	Detinue	DT	1	↔		-
	Motion for Judgment	MJ	1	↔		-
	Preliminary Protective Order	PP	1	↔		-
	Protective Order	PO	1	▼	-75.0%	-3
	Tenants Assertion	TA	1	▲	-	+1
	Overweight	OC	0	▼	-100.0%	-1
	Total			208	▼	-1.4%
Civil Commitments	Temporary Detention Order	TD	7	▲	+40.0%	+2
	Emergency Custody Order	EC	0	▼	-100.0%	-2
	Total		7		0.0%	0
GRAND TOTAL			4,953	▼	-0.2%	-9

Dispositions by Major Case Category**

Category	Summary	Change	% Change	Absolute Change
Felony	34	▼	-52.8%	-38
Garnishment	68	▼	-35.2%	-37
General Civil	110	▼	+66.7%	+44
Infraction/Civil Violation	3,694	▲	+13.5%	+438
Landlord /Tenant	18	▲	-33.3%	-9
Misdemeanor	962	▼	-29.1%	-394
Other	65	▲	-13.3%	-10
Protective Orders	2	▼	-60.0%	-3
GRAND TOTAL	4,953	▼	-0.2%	-9

* Compared to same time period as previous year
 5/15/2024 1:01:45PM

** Case Type Categories are defined in the 2017 Virginia Judicial Workload Assessment
 Source: SCV-SQL-Information

2024 Overall GRAND TOTAL		Distribution of Caseload			Change*		Percentage (%) of Caseload			
8,763	-2,986 -25.4%	Criminal	0	0%	-100.0%	▼	-1	Criminal	2023 0.0%	2024 0.0%
2024		Civil	8,648	99%	-23.9%	▼	-2,716	Civil	96.7%	98.7%
2023		Civil Commitments	115	1%	-70.1%	▼	-269	Civil Commitments	3.3%	1.3%
GRAND TOTAL		GRAND TOTAL	8,763	100%	-25.4%	▼	-2,986	GRAND TOTAL	100%	100%

Dispositions by Division & Code

Division	Case Type Description	Code	Summary	Change	% Change	Absolute Change
Criminal	Show Cause	SC	0	▼	-100.0%	-1
	Total		0	▼	-100.0%	-1
Civil	Unlawful Detainer	UD	3,802	▲	+6.9%	+246
	Warrant in Debt	WD	2,221	▲	+14.7%	+285
	Garnishment	GA	1,882	▼	-59.1%	-2,718
	Motion for Judgment	MJ	241	▼	-6.6%	-17
	Preliminary Protective Order	PP	156	▲	+19.1%	+25
	Protective Order	PO	92	▲	+5.7%	+5
	Interrogatory	IN	63	▲	+3.3%	+2
	Other	OT	48	▼	-82.4%	-224
	Show Cause	SC	46	▼	-84.4%	-248
	Detinue	DT	43	▲	+22.9%	+8
	Abstract	AJ	37	▼	-69.7%	-85
	Tenants Assertion	TA	15	▲	+50.0%	+5
	Counter Claim	CC	1	▼	-50.0%	-1
	Third Party Claim	TH	1	▲	-	+1
Total		8,648	▼	-23.9%	-2,716	
Civil Commitments	Emergency Custody Order	EC	78	▼	-36.1%	-44
	Temporary Detention Order	TD	37	▼	-85.9%	-225
Total		115	▼	-70.1%	-269	
GRAND TOTAL			8,763	▼	-25.4%	-2,986

Dispositions by Major Case Category**

Category	Summary	Change	% Change	Absolute Change	
Garnishment	1,945	▼	-58.3%	-2,716	
General Civil	2,511	▲	+12.3%	+275	
Landlord /Tenant	3,817	▲	+7.0%	+251	
Other	242	▲	-77.3%	-826	
Protective Orders	248	▲	+13.8%	+30	
GRAND TOTAL		8,763	▼	-25.4%	-2,986

* Compared to same time period as previous year
 5/15/2024 1:01:45PM

** Case Type Categories are defined in the 2017 Virginia Judicial Workload Assessment
 Source: SCV-SQL-Information

2024 Overall GRAND TOTAL		Distribution of Caseload			Change*		Percentage (%) of Caseload		
3,584	+424 13.4%	Criminal	3,445	96%	13.6% ▲	+413	Criminal	2023 95.9%	2024 96.1%
2024		Traffic	134	4%	8.1% ▲	+10	Traffic	3.9%	3.7%
2023		Civil	5	0%	25.0% ▲	+1	Civil	0.1%	0.1%
		GRAND TOTAL	3,584	100%	13.4% ▲	+424	GRAND TOTAL	100%	100%

Dispositions by Division & Code

Division	Case Type Description	Code	Summary	Change	% Change	Absolute Change
Criminal	Misdemeanor	M	2,291	▲	+19.8%	+378
	Felony	F	986	▲	+1.4%	+14
	Show Cause	SC	66	▲	+11.9%	+7
	Civil Violation	CV	52	▲	+62.5%	+20
	Capias	CA	50	▼	-5.7%	-3
	Restricted Operators License	RL	0	▼	-100.0%	-3
	Total			3,445	▲	13.6%
Traffic	Infraction	I	88	▲	+17.3%	+13
	Misdemeanor	M	40	▼	-4.8%	-2
	Felony	F	6	▼	-14.3%	-1
	Total			134	▲	8.1%
Civil	Bond Forfeiture	BF	5	▲	+25.0%	+1
	Total			5	▲	25.0%
GRAND TOTAL			3,584	▲	13.4%	+424

Dispositions by Major Case Category**

Category	Summary	Change	% Change	Absolute Change
Felony	992	▼	+1.3%	+13
Infraction/Civil Violation	140	▲	+30.8%	+33
Misdemeanor	2,331	▼	+19.1%	+373
Other	121	▲	+4.3%	+5
GRAND TOTAL	3,584	▲	13.4%	+424

2024 Overall GRAND TOTAL		Distribution of Caseload			Change*		Percentage (%) of Caseload		
7,876	+1,903 31.9%	Criminal	769	10%	44.0% ▲	+235	Criminal	2023 8.9%	2024 9.8%
2024	↑	Traffic	6,935	88%	33.2% ▲	+1,727	Traffic	87.2%	88.1%
2023		Civil	172	2%	-25.5% ▼	-59	Civil	3.9%	2.2%
		GRAND TOTAL	7,876	100%	31.9% ▲	+1,903	GRAND TOTAL	100%	100%

Dispositions by Division & Code

Division	Case Type Description	Code	Summary	Change	% Change	Absolute Change
Criminal	Misdemeanor	M	543	▲	+37.1%	+147
	Civil Violation	CV	97	▲	+98.0%	+48
	Felony	F	58	▲	+75.8%	+25
	Show Cause	SC	50	▲	+51.5%	+17
	Restricted Operators License	RL	11	▲	+57.1%	+4
	Capias	CA	10	▼	-37.5%	-6
	Total			769	▲	44.0%
Traffic	Infraction	I	4,871	▲	+38.4%	+1,352
	Misdemeanor	M	1,804	▲	+25.5%	+367
	Other	O	177	▼	-22.0%	-50
	Felony	F	40	▲	+150.0%	+24
	Civil Violation	CV	32	▲	+3,100.0%	+31
	Capias	CA	5	▲	+25.0%	+1
	Show Cause	SC	4	↔	-	-
	Restricted Operators License	RL	2	▲	-	+2
Total			6,935	▲	33.2%	+1,727
Civil	Admin License	AL	136	▼	-29.2%	-56
	Impoundment	IM	21	▼	-19.2%	-5
	Other	OT	8	▲	+14.3%	+1
	Bond Forfeiture	BF	7	▲	+16.7%	+1
Total			172	▼	-25.5%	-59
GRAND TOTAL			7,876	▲	31.9%	+1,903

Dispositions by Major Case Category**

Category	Summary	Change	% Change	Absolute Change
Felony	98	▲	+100.0%	+49
General Civil	8	▲	+14.3%	+1
Infraction/Civil Violation	5,177	▲	+36.4%	+1,381
Misdemeanor	2,360	▲	+28.3%	+520
Other	233	▲	-17.1%	-48
GRAND TOTAL	7,876	▲	31.9%	+1,903

2024 Overall GRAND TOTAL		Distribution of Caseload			Change*		Percentage (%) of Caseload		
16,670	+3,053 22.4%	Criminal	2,167	13%	23.6% ▲	+414	Criminal	2023 12.9%	2024 13.0%
2024		Traffic	5,213	31%	41.1% ▲	+1,518	Traffic	27.1%	31.3%
2023		Civil	8,367	50%	14.1% ▲	+1,031	Civil	53.9%	50.2%
		Civil Commitments	923	6%	10.8% ▲	+90	Civil Commitments	6.1%	5.5%
		GRAND TOTAL	16,670	100%	22.4% ▲	+3,053	GRAND TOTAL	100%	100%

Dispositions by Division & Code

Division	Case Type Description	Code	Summary	Change	% Change	Absolute Change
Criminal	Misdemeanor	M	1,371	▲	+26.7%	+289
	Felony	F	504	▲	+24.8%	+100
	Show Cause	SC	125	▼	-22.4%	-36
	Capias	CA	104	▲	+73.3%	+44
	Civil Violation	CV	63	▲	+37.0%	+17
	Total			2,167	▲	23.6%
Traffic	Infraction	I	3,679	▲	+43.4%	+1,114
	Misdemeanor	M	1,462	▲	+33.2%	+364
	Felony	F	31	▲	+138.5%	+18
	Capias	CA	21	▲	+950.0%	+19
	Show Cause	SC	16	▲	+166.7%	+10
	Restricted Operators License	RL	4	▼	-63.6%	-7
	Total			5,213	▲	41.1%
Civil	Warrant in Debt	WD	2,969	▲	+20.4%	+504
	Unlawful Detainer	UD	2,286	▼	-3.9%	-93
	Garnishment	GA	2,080	▲	+37.1%	+563
	Other	OT	176	▼	-10.7%	-21
	Preliminary Protective Order	PP	153	▼	-17.3%	-32
	Bond Forfeiture	BF	129	▲	+279.4%	+95
	Show Cause	SC	121	▲	+53.2%	+42
	Protective Order	PO	113	▲	+4.6%	+5
	Admin License	AL	77	▼	-13.5%	-12
	Motion for Judgment	MJ	67	▲	+6.3%	+4
	Abstract	AJ	61	▼	-19.7%	-15
	Detinue	DT	60	▲	+1.7%	+1
	Interrogatory	IN	43	▼	-24.6%	-14
	Counter Claim	CC	15	▲	+275.0%	+11
	Tenants Assertion	TA	15	▼	-21.1%	-4
	Capias	CA	1	▼	-50.0%	-1
	Impoundment	IM	1	↔		-
	Petition-Restore Arms	PR	0	▼	-100.0%	-1
	Third Party Claim	TH	0	▼	-100.0%	-1
Total			8,367	▲	14.1%	+1,031
Civil Commitments	Mental Commitment	MC	398	▼	-15.9%	-75
	Temporary Detention Order	TD	299	▲	+18.2%	+46
	Emergency Custody Order	EC	173	▲	+208.9%	+117
	Other	OT	37	▲	+12.1%	+4
	Medical Emergency Temporary Detention Order	MT	16	▼	-5.9%	-1
	Medical Emergency Custody Order	ME	0	▼	-100.0%	-1
Total			923	▲	10.8%	+90
GRAND TOTAL			16,670	▲	22.4%	+3,053

Dispositions by Major Case Category**

Category	Summary	Change	% Change	Absolute Change
Felony	535	▲	+28.3%	+118
Garnishment	2,123	▲	+34.9%	+549
General Civil	3,146	▼	+19.4%	+512
Infraction/Civil Violation	3,742	▲	+43.3%	+1,131

* Compared to same time period as previous year
 5/15/2024 1:01:45PM

** Case Type Categories are defined in the 2017 Virginia Judicial Workload Assessment
 Source: SCV-SQL-Information

CPSS - GCMS CASELOAD STATISTICS OF THE GENERAL DISTRICT COURTS
 January 2024 thru April 2024 Dispositions (Compared to January 2023 thru April 2023)

Involuntary Civil Commitments	37	▲	+12.1%	+4
Landlord /Tenant	2,301	▼	-4.0%	-97
Misdemeanor	2,837	▼	+29.5%	+646
Other	1,683	▲	+14.8%	+217
Protective Orders	266	▼	-9.2%	-27
GRAND TOTAL	16,670	▲	22.4%	+3,053

* Compared to same time period as previous year
 5/15/2024 1:01:45PM

** Case Type Categories are defined in the 2017 Virginia Judicial Workload Assessment
 Source: SCV-SQL-Information

2024 Overall GRAND TOTAL		Distribution of Caseload		Change*		Percentage (%) of Caseload		
481	+238 97.9%	Criminal	47 10%	-28.8% ▼	-19	Criminal	2023 27.2%	2024 9.8%
2024	↑	Traffic	316 66%	222.4% ▲	+218	Traffic	40.3%	65.7%
2023		Civil	117 24%	48.1% ▲	+38	Civil	32.5%	24.3%
		Civil Commitments	1 0%	- ▲	+1	Civil Commitments	0.0%	0.2%
		GRAND TOTAL	481 100%	97.9% ▲	+238	GRAND TOTAL	100%	100%

Dispositions by Division & Code



Division	Case Type Description	Code	Summary	Change	% Change	Absolute Change
Criminal	Misdemeanor	M	33	▼	-31.3%	-15
	Capias	CA	7	▲	+40.0%	+2
	Felony	F	4	▼	-60.0%	-6
	Civil Violation	CV	1	▼	-50.0%	-1
	Restricted Operators License	RL	1	▲	-	+1
	Show Cause	SC	1	↔	-	-
	Total			47	▼	-28.8%
Traffic	Infraction	I	275	▲	+292.9%	+205
	Misdemeanor	M	38	▲	+65.2%	+15
	Felony	F	1	↔	-	-
	Restricted Operators License	RL	1	▼	-50.0%	-1
	Show Cause	SC	1	↔	-	-
	Capias	CA	0	▼	-100.0%	-1
Total			316	▲	222.4%	+218
Civil	Warrant in Debt	WD	51	▲	+131.8%	+29
	Garnishment	GA	42	▲	+23.5%	+8
	Unlawful Detainer	UD	7	▲	+133.3%	+4
	Preliminary Protective Order	PP	5	▼	-28.6%	-2
	Other	OT	4	▼	-33.3%	-2
	Protective Order	PO	4	▼	-33.3%	-2
	Abstract	AJ	1	▲	-	+1
	Admin License	AL	1	▲	-	+1
	Counter Claim	CC	1	▲	-	+1
	Detinue	DT	1	▲	-	+1
	Bond Forfeiture	BF	0	▼	-100.0%	-1
Total			117	▲	48.1%	+38
Civil Commitments	Emergency Custody Order	EC	1	▲	-	+1
Total			1	▲	-	+1
GRAND TOTAL			481	▲	97.9%	+238

Dispositions by Major Case Category**

Category	Summary	Change	% Change	Absolute Change
Felony	5	▼	-54.5%	-6
Garnishment	42	▲	+23.5%	+8
General Civil	52	▲	+136.4%	+30
Infraction/Civil Violation	276	▲	+283.3%	+204
Landlord /Tenant	7	▲	+133.3%	+4
Misdemeanor	73	▲	-	0
Other	17	▲	+13.3%	+2
Protective Orders	9	▼	-30.8%	-4
GRAND TOTAL	481	▲	97.9%	+238

* Compared to same time period as previous year
 5/15/2024 1:01:45PM

** Case Type Categories are defined in the 2017 Virginia Judicial Workload Assessment
 Source: SCV-SQL-Information

2024 Overall GRAND TOTAL		Distribution of Caseload			Change*		Percentage (%) of Caseload		
4,075	-27 -0.7%	Criminal	608	15%	14.1% ▲	+75	Criminal	2023 13.0%	2024 14.9%
		Traffic	2,695	66%	-2.0% ▼	-55	Traffic	67.0%	66.1%
2024		Civil	764	19%	-2.1% ▼	-16	Civil	19.0%	18.7%
2023		Civil Commitments	8	0%	-79.5% ▼	-31	Civil Commitments	1.0%	0.2%
		GRAND TOTAL	4,075	100%	-0.7% ▼	-27	GRAND TOTAL	100%	100%

Dispositions by Division & Code

Division	Case Type Description	Code	Summary	Change	% Change	Absolute Change
Criminal	Misdemeanor	M	376	▲	+15.3%	+50
	Felony	F	126	↔		-
	Capias	CA	50	▲	+6.4%	+3
	Civil Violation	CV	28	▲	+133.3%	+16
	Show Cause	SC	28	▲	+27.3%	+6
	Total			608	▲	14.1%
Traffic	Infraction	I	2,371	▼	-4.0%	-98
	Misdemeanor	M	302	▲	+22.3%	+55
	Show Cause	SC	8	▼	-27.3%	-3
	Felony	F	6	▼	-40.0%	-4
	Civil Violation	CV	4	▲	-	+4
	Capias	CA	3	▼	-72.7%	-8
	Restricted Operators License	RL	1	▼	-50.0%	-1
	Total			2,695	▼	-2.0%
Civil	Warrant in Debt	WD	322	▲	+13.8%	+39
	Garnishment	GA	152	▼	-6.7%	-11
	Unlawful Detainer	UD	102	▼	-11.3%	-13
	Admin License	AL	43	▲	+22.9%	+8
	Impoundment	IM	40	▲	+90.5%	+19
	Other	OT	35	▼	-36.4%	-20
	Preliminary Protective Order	PP	31	▼	-22.5%	-9
	Protective Order	PO	12	▼	-29.4%	-5
	Bond Forfeiture	BF	8	▲	+14.3%	+1
	Detinue	DT	4	▼	-84.0%	-21
	Abstract	AJ	3	▼	-40.0%	-2
	Interrogatory	IN	3	▼	-57.1%	-4
	Motion for Judgment	MJ	3	↔		-
	Counter Claim	CC	2	▼	-33.3%	-1
	Show Cause	SC	2	▲	-	+2
	Petition-Restore Arms	PR	1	▲	-	+1
	Tenants Assertion	TA	1	↔		-
Total			764	▼	-2.1%	-16
Civil Commitments	Temporary Detention Order	TD	5	▼	-79.2%	-19
	Mental Commitment	MC	2	▲	-	+2
	Emergency Custody Order	EC	1	▼	-93.3%	-14
Total			8	▼	-79.5%	-31
GRAND TOTAL			4,075	▼	-0.7%	-27

Dispositions by Major Case Category**

Category	Summary	Change	% Change	Absolute Change
Felony	132	▼	-2.9%	-4
Garnishment	155	▼	-8.8%	-15
General Civil	331	▲	+6.1%	+19
Infraction/Civil Violation	2,403	▲	-3.1%	-78
Landlord /Tenant	103	▼	-11.2%	-13
Misdemeanor	679	▼	+18.1%	+104
Other	229	▲	-10.2%	-26

CPSS - GCMS CASELOAD STATISTICS OF THE GENERAL DISTRICT COURTS
January 2024 thru April 2024 Dispositions (Compared to January 2023 thru April 2023)

Protective Orders	43	▼	-24.6%	-14
GRAND TOTAL	4,075	▼	-0.7%	-27

* Compared to same time period as previous year
5/15/2024 1:01:45PM

** Case Type Categories are defined in the 2017 Virginia Judicial Workload Assessment
Source: SCV-SQL-Information

2024 Overall GRAND TOTAL		Distribution of Caseload			Change*		Percentage (%) of Caseload			
1,155	-364 -24.0%	Criminal	97	8%	-13.4%	▼	-15	Criminal	2023 7.4%	2024 8.4%
2024		Traffic	954	83%	-27.0%	▼	-353	Traffic	86.0%	82.6%
2023		Civil	103	9%	10.8%	▲	+10	Civil	6.1%	8.9%
		Civil Commitments	1	0%	-85.7%	▼	-6	Civil Commitments	0.5%	0.1%
		GRAND TOTAL	1,155	100%	-24.0%	▼	-364	GRAND TOTAL	100%	100%

Dispositions by Division & Code

Division	Case Type Description	Code	Summary	Change	% Change	Absolute Change
Criminal	Misdemeanor	M	71	▼	-2.7%	-2
	Felony	F	17	▲	+41.7%	+5
	Capias	CA	5	▼	-44.4%	-4
	Civil Violation	CV	2	▼	-66.7%	-4
	Restricted Operators License	RL	1	▲	-	+1
	Show Cause	SC	1	▼	-91.7%	-11
	Total			97	▼	-13.4%
Traffic	Infraction	I	831	▼	-27.4%	-313
	Misdemeanor	M	120	▼	-23.1%	-36
	Capias	CA	1	▼	-66.7%	-2
	Restricted Operators License	RL	1	▼	-50.0%	-1
	Show Cause	SC	1	▼	-50.0%	-1
Total			954	▼	-27.0%	-353
Civil	Warrant in Debt	WD	41	▼	-2.4%	-1
	Garnishment	GA	30	▲	+76.5%	+13
	Other	OT	8	▼	-33.3%	-4
	Unlawful Detainer	UD	6	▼	-33.3%	-3
	Admin License	AL	5	▲	+150.0%	+3
	Protective Order	PO	5	▲	+25.0%	+1
	Preliminary Protective Order	PP	4	▲	+33.3%	+1
	Detinue	DT	3	▲	-	+3
	Counter Claim	CC	1	▲	-	+1
	Abstract	AJ	0	▼	-100.0%	-1
	Impoundment	IM	0	▼	-100.0%	-3
Total			103	▲	10.8%	+10
Civil Commitments	Temporary Detention Order	TD	1	▼	-83.3%	-5
	Emergency Custody Order	EC	0	▼	-100.0%	-1
Total			1	▼	-85.7%	-6
GRAND TOTAL			1,155	▼	-24.0%	-364

Dispositions by Major Case Category**

Category	Summary	Change	% Change	Absolute Change
Felony	17	▲	+41.7%	+5
Garnishment	30	▲	+76.5%	+13
General Civil	46	▲	+4.5%	+2
Infraction/Civil Violation	833	▼	-27.6%	-317
Landlord /Tenant	6	▼	-33.3%	-3
Misdemeanor	193	▲	-16.5%	-38
Other	21	▲	-57.1%	-28
Protective Orders	9	▲	+28.6%	+2
GRAND TOTAL	1,155	▼	-24.0%	-364

* Compared to same time period as previous year
 5/15/2024 1:01:45PM

** Case Type Categories are defined in the 2017 Virginia Judicial Workload Assessment
 Source: SCV-SQL-Information

2024 Overall GRAND TOTAL		Distribution of Caseload			Change*		Percentage (%) of Caseload		
1,630	+171 11.7%	Criminal	138	8%	19.0% ▲	+22	Criminal	2023 8.0%	2024 8.5%
2024	↑	Traffic	1,190	73%	7.0% ▲	+78	Traffic	76.2%	73.0%
2023		Civil	298	18%	31.3% ▲	+71	Civil	15.6%	18.3%
		Civil Commitments	4	0%	0.0%	0	Civil Commitments	0.3%	0.2%
		GRAND TOTAL	1,630	100%	11.7% ▲	+171	GRAND TOTAL	100%	100%

Dispositions by Division & Code

Division	Case Type Description	Code	Summary	Change	% Change	Absolute Change
Criminal	Misdemeanor	M	97	▲	+31.1%	+23
	Felony	F	24	▲	+33.3%	+6
	Capias	CA	12	▲	+33.3%	+3
	Show Cause	SC	3	▼	-66.7%	-6
	Civil Violation	CV	1	▼	-80.0%	-4
	Restricted Operators License	RL	1	↔		-
	Total			138	▲	19.0%
Traffic	Infraction	I	1,022	▲	+5.9%	+57
	Misdemeanor	M	159	▲	+14.4%	+20
	Civil Violation	CV	4	▲	+300.0%	+3
	Capias	CA	2	▼	-50.0%	-2
	Show Cause	SC	2	▼	-33.3%	-1
	Felony	F	1	▲	-	+1
Total			1,190	▲	7.0%	+78
Civil	Warrant in Debt	WD	149	▲	+30.7%	+35
	Garnishment	GA	76	▲	+46.2%	+24
	Unlawful Detainer	UD	29	▼	-14.7%	-5
	Other	OT	28	▲	+115.4%	+15
	Protective Order	PO	6	▲	+200.0%	+4
	Admin License	AL	3	▲	-	+3
	Preliminary Protective Order	PP	3	▼	-70.0%	-7
	Abstract	AJ	2	▲	-	+2
	Counter Claim	CC	1	▲	-	+1
	Impoundment	IM	1	↔		-
	Bond Forfeiture	BF	0	▼	-100.0%	-1
Total			298	▲	31.3%	+71
Civil Commitments	Temporary Detention Order	TD	4	▲	+33.3%	+1
	Emergency Custody Order	EC	0	▼	-100.0%	-1
Total			4		0.0%	0
GRAND TOTAL			1,630	▲	11.7%	+171

Dispositions by Major Case Category**

Category	Summary	Change	% Change	Absolute Change
Felony	25	▲	+38.9%	+7
Garnishment	76	▲	+46.2%	+24
General Civil	151	▲	+30.2%	+35
Infraction/Civil Violation	1,027	▲	+5.8%	+56
Landlord /Tenant	29	▼	-14.7%	-5
Misdemeanor	257	▲	+20.1%	+43
Other	56	▲	+33.3%	+14
Protective Orders	9	▲	-25.0%	-3
GRAND TOTAL	1,630	▲	11.7%	+171

2024 Overall GRAND TOTAL		Distribution of Caseload			Change*		Percentage (%) of Caseload		
578 -98 -14.5% 	Criminal	89	15%	67.9% ▲	+36	Criminal	2023 7.8%	2024 15.4%	
	Traffic	375	65%	-30.7% ▼	-166	Traffic	80.0%	64.9%	
	Civil	111	19%	44.2% ▲	+34	Civil	11.4%	19.2%	
	Civil Commitments	3	1%	-40.0% ▼	-2	Civil Commitments	0.7%	0.5%	
	GRAND TOTAL	578	100%	-14.5% ▼	-98	GRAND TOTAL	100%	100%	

Dispositions by Division & Code

Division	Case Type Description	Code	Summary	Change	% Change	Absolute Change
Criminal	Misdemeanor	M	64	▲	+73.0%	+27
	Felony	F	9	▲	+28.6%	+2
	Capias	CA	6	▲	+500.0%	+5
	Civil Violation	CV	6	↔		-
	Show Cause	SC	4	▲	+100.0%	+2
	Total			89	▲	67.9%
Traffic	Infraction	I	299	▼	-32.2%	-142
	Misdemeanor	M	73	▼	-24.0%	-23
	Show Cause	SC	2	▲	+100.0%	+1
	Capias	CA	1	▼	-50.0%	-1
	Felony	F	0	▼	-100.0%	-1
	Total			375	▼	-30.7%
Civil	Warrant in Debt	WD	39	▲	+25.8%	+8
	Garnishment	GA	28	▲	+27.3%	+6
	Unlawful Detainer	UD	12	▲	+71.4%	+5
	Other	OT	11	▲	+266.7%	+8
	Admin License	AL	7	▲	+600.0%	+6
	Preliminary Protective Order	PP	6	▲	+500.0%	+5
	Protective Order	PO	5	▲	+150.0%	+3
	Abstract	AJ	1	▲	-	+1
	Detinue	DT	1	▼	-50.0%	-1
	Impoundment	IM	1	▲	-	+1
	Interrogatory	IN	0	▼	-100.0%	-4
	Show Cause	SC	0	▼	-100.0%	-4
	Total			111	▲	44.2%
Civil Commitments	Temporary Detention Order	TD	3	▲	+50.0%	+1
	Emergency Custody Order	EC	0	▼	-100.0%	-3
	Total		3	▼	-40.0%	-2
GRAND TOTAL			578	▼	-14.5%	-98

Dispositions by Major Case Category**

Category	Summary	Change	% Change	Absolute Change
Felony	9	▼	+12.5%	+1
Garnishment	28	▼	+7.7%	+2
General Civil	41	▲	+24.2%	+8
Infraction/Civil Violation	305	▼	-31.8%	-142
Landlord /Tenant	12	▲	+71.4%	+5
Misdemeanor	137	▲	+3.0%	+4
Other	35	▲	+84.2%	+16
Protective Orders	11	▲	+266.7%	+8
GRAND TOTAL	578	▼	-14.5%	-98

* Compared to same time period as previous year
 5/15/2024 1:01:45PM

** Case Type Categories are defined in the 2017 Virginia Judicial Workload Assessment
 Source: SCV-SQL-Information

2024 Overall GRAND TOTAL		Distribution of Caseload		Change*		Percentage (%) of Caseload		
590	+175 42.2%	Criminal	80 14%	31.1% ▲	+19	Criminal	2023 14.7%	2024 13.6%
2024	↑	Traffic	367 62%	47.4% ▲	+118	Traffic	60.0%	62.2%
2023		Civil	134 23%	34.0% ▲	+34	Civil	24.1%	22.7%
		Civil Commitments	9 2%	80.0% ▲	+4	Civil Commitments	1.2%	1.5%
		GRAND TOTAL	590 100%	42.2% ▲	+175	GRAND TOTAL	100%	100%

Dispositions by Division & Code

Division	Case Type Description	Code	Summary	Change	% Change	Absolute Change
Criminal	Misdemeanor	M	49	▲	+28.9%	+11
	Felony	F	15	▲	+200.0%	+10
	Capias	CA	8	▼	-11.1%	-1
	Civil Violation	CV	5	▲	+400.0%	+4
	Show Cause	SC	3	▼	-62.5%	-5
	Total			80	▲	31.1%
Traffic	Infraction	I	296	▲	+53.4%	+103
	Misdemeanor	M	68	▲	+30.8%	+16
	Felony	F	2	▲	+100.0%	+1
	Civil Violation	CV	1	▲	-	+1
	Capias	CA	0	▼	-100.0%	-1
	Show Cause	SC	0	▼	-100.0%	-2
	Total			367	▲	47.4%
Civil	Warrant in Debt	WD	58	▲	+61.1%	+22
	Garnishment	GA	35	▲	+133.3%	+20
	Unlawful Detainer	UD	11	↔	-	-
	Other	OT	10	▲	-16.7%	-2
	Admin License	AL	5	▼	-50.0%	-5
	Preliminary Protective Order	PP	4	▼	-42.9%	-3
	Impoundment	IM	3	▲	+50.0%	+1
	Protective Order	PO	3	▲	+50.0%	+1
	Abstract	AJ	2	▲	+100.0%	+1
	Bond Forfeiture	BF	1	▲	-	+1
	Detinue	DT	1	▼	-50.0%	-1
	Motion for Judgment	MJ	1	▲	-	+1
	Interrogatory	IN	0	▼	-100.0%	-1
	Show Cause	SC	0	▼	-100.0%	-1
Total			134	▲	34.0%	+34
Civil Commitments	Temporary Detention Order	TD	5	▲	+25.0%	+1
	Emergency Custody Order	EC	4	▲	+300.0%	+3
	Total			9	▲	80.0%
GRAND TOTAL			590	▲	42.2%	+175

Dispositions by Major Case Category**

Category	Summary	Change	% Change	Absolute Change
Felony	17	▲	+183.3%	+11
Garnishment	35	▲	+118.8%	+19
General Civil	62	▲	+59.0%	+23
Infraction/Civil Violation	302	▲	+55.7%	+108
Landlord /Tenant	11	↔	-	0
Misdemeanor	117	▲	+30.0%	+27
Other	39	▲	-22.0%	-11
Protective Orders	7	▲	-22.2%	-2
GRAND TOTAL	590	▲	42.2%	+175

2024 Overall GRAND TOTAL		Distribution of Caseload			Change*		Percentage (%) of Caseload		
3,800	-30 -0.8%	Criminal	508	13%	84.1% ▲	+232	Criminal	2023 7.2%	2024 13.4%
2024		Traffic	2,926	77%	-10.5% ▼	-342	Traffic	85.3%	77.0%
2023		Civil	362	10%	30.2% ▲	+84	Civil	7.3%	9.5%
		Civil Commitments	4	0%	-50.0% ▼	-4	Civil Commitments	0.2%	0.1%
		GRAND TOTAL	3,800	100%	-0.8% ▼	-30	GRAND TOTAL	100%	100%

Dispositions by Division & Code

Division	Case Type Description	Code	Summary	Change	% Change	Absolute Change
Criminal	Misdemeanor	M	268	▲	+66.5%	+107
	Felony	F	171	▲	+125.0%	+95
	Capias	CA	42	▲	+133.3%	+24
	Show Cause	SC	18	▲	+157.1%	+11
	Civil Violation	CV	9	▼	-35.7%	-5
	Total			508	▲	84.1%
Traffic	Infraction	I	1,823	▼	-19.1%	-430
	Misdemeanor	M	1,006	▲	+8.5%	+79
	Capias	CA	49	▲	+6.5%	+3
	Show Cause	SC	31	▼	-3.1%	-1
	Civil Violation	CV	10	▲	-	+10
	Felony	F	7	▼	-30.0%	-3
	Total			2,926	▼	-10.5%
Civil	Warrant in Debt	WD	149	▲	+25.2%	+30
	Garnishment	GA	99	▲	+35.6%	+26
	Admin License	AL	35	▲	+118.8%	+19
	Other	OT	19	▲	+5.6%	+1
	Preliminary Protective Order	PP	18	▲	+260.0%	+13
	Unlawful Detainer	UD	12	▼	-20.0%	-3
	Impoundment	IM	6	▼	-60.0%	-9
	Protective Order	PO	6	▼	-14.3%	-1
	Abstract	AJ	5	▲	+25.0%	+1
	Bond Forfeiture	BF	3	▲	+200.0%	+2
	Interrogatory	IN	3	▲	+200.0%	+2
	Show Cause	SC	3	▲	+50.0%	+1
	Detinue	DT	2	▲	-	+2
	Motion for Judgment	MJ	2	▲	-	+2
	Counter Claim	CC	0	▼	-100.0%	-1
	Tenants Assertion	TA	0	▼	-100.0%	-1
Total			362	▲	30.2%	+84
Civil Commitments	Temporary Detention Order	TD	3	▼	-25.0%	-1
	Emergency Custody Order	EC	1	▼	-66.7%	-2
	Mental Commitment	MC	0	▼	-100.0%	-1
	Total			4	▼	-50.0%
GRAND TOTAL			3,800	▼	-0.8%	-30

Dispositions by Major Case Category**

Category	Summary	Change	% Change	Absolute Change
Felony	178	▲	+107.0%	+92
Garnishment	102	▲	+37.8%	+28
General Civil	159	▲	+25.2%	+32
Infraction/Civil Violation	1,842	▲	-18.7%	-425
Landlord /Tenant	12	▼	-25.0%	-4
Misdemeanor	1,274	▲	+17.1%	+186
Other	209	▲	+30.6%	+49
Protective Orders	24	▲	+100.0%	+12
GRAND TOTAL	3,800	▼	-0.8%	-30

* Compared to same time period as previous year
 5/15/2024 1:01:45PM

** Case Type Categories are defined in the 2017 Virginia Judicial Workload Assessment
 Source: SCV-SQL-Information

CPSS - GCMS CASELOAD STATISTICS OF THE GENERAL DISTRICT COURTS
 January 2024 thru April 2024 Dispositions (Compared to January 2023 thru April 2023)

2024 Overall GRAND TOTAL		Distribution of Caseload			Change*		Percentage (%) of Caseload		
	6,243	Criminal	809	13%	-9.9% ▼	-89	Criminal	2023	2024
	+974 18.5%	Traffic	3,096	50%	41.4% ▲	+906	Traffic	17.0%	13.0%
2024		Civil	1,603	26%	13.1% ▲	+186	Civil	41.6%	49.6%
2023		Civil Commitments	735	12%	-3.8% ▼	-29	Civil Commitments	26.9%	25.7%
		GRAND TOTAL	6,243	100%	18.5% ▲	+974	GRAND TOTAL	14.5%	11.8%
							GRAND TOTAL	100%	100%

Dispositions by Division & Code

Division	Case Type Description	Code	Summary	Change	% Change	Absolute Change
Criminal	Misdemeanor	M	433	▼	-17.0%	-89
	Felony	F	173	▼	-7.0%	-13
	Capias	CA	124	▲	+37.8%	+34
	Show Cause	SC	43	▼	-31.7%	-20
	Civil Violation	CV	21	▼	-19.2%	-5
	Motion	MO	15	▲	+36.4%	+4
	Total			809	▼	-9.9%
Traffic	Infraction	I	2,380	▲	+46.9%	+760
	Misdemeanor	M	632	▲	+25.6%	+129
	Capias	CA	30	▲	+30.4%	+7
	Show Cause	SC	25	▼	-13.8%	-4
	Civil Violation	CV	19	▲	-	+19
	Felony	F	10	▼	-28.6%	-4
	Restricted Operators License	RL	0	▼	-100.0%	-1
Total			3,096	▲	41.4%	+906
Civil	Warrant in Debt	WD	604	▲	+44.5%	+186
	Unlawful Detainer	UD	423	▲	+12.5%	+47
	Garnishment	GA	293	▼	-10.7%	-35
	Other	OT	77	▲	-19.8%	-19
	Preliminary Protective Order	PP	41	▼	-2.4%	-1
	Admin License	AL	31	▼	-27.9%	-12
	Interrogatory	IN	27	▲	+58.8%	+10
	Protective Order	PO	26	▼	-29.7%	-11
	Show Cause	SC	20	▲	+300.0%	+15
	Impoundment	IM	17	▲	+466.7%	+14
	Bond Forfeiture	BF	10	▲	-	+10
	Detinue	DT	9	▲	+125.0%	+5
	Abstract	AJ	7	▼	-66.7%	-14
	Motion for Judgment	MJ	6	▼	-62.5%	-10
	Tenants Assertion	TA	6	▼	-33.3%	-3
	Capias	CA	3	▲	-	+3
	Counter Claim	CC	1	▼	-50.0%	-1
	Overweight	OC	1	▲	-	+1
Petition-Restore Arms	PR	1	▲	-	+1	
Total			1,603	▲	13.1%	+186
Civil Commitments	Mental Commitment	MC	446	▼	-8.6%	-42
	Other	OT	206	▲	+6.7%	+13
	Temporary Detention Order	TD	62	▼	-8.8%	-6
	Emergency Custody Order	EC	21	▲	+40.0%	+6
Total			735	▼	-3.8%	-29
GRAND TOTAL			6,243	▲	18.5%	+974

Dispositions by Major Case Category**

Category	Summary	Change	% Change	Absolute Change
Felony	183	▼	-8.5%	-17
Garnishment	320	▲	-7.2%	-25
General Civil	631	▲	+42.8%	+189
Infraction/Civil Violation	2,421	▲	+47.1%	+775

* Compared to same time period as previous year
 5/15/2024 1:01:45PM

** Case Type Categories are defined in the 2017 Virginia Judicial Workload Assessment
 Source: SCV-SQL-Information

CPSS - GCMS CASELOAD STATISTICS OF THE GENERAL DISTRICT COURTS
 January 2024 thru April 2024 Dispositions (Compared to January 2023 thru April 2023)

Involuntary Civil Commitments	206	▲	+6.7%	+13
Landlord /Tenant	429	▼	+11.4%	+44
Misdemeanor	1,065	▼	+3.8%	+39
Other	921	▲	-3.4%	-32
Protective Orders	67	▼	-15.2%	-12
GRAND TOTAL	6,243	▲	18.5%	+974

* Compared to same time period as previous year
 5/15/2024 1:01:45PM

** Case Type Categories are defined in the 2017 Virginia Judicial Workload Assessment
 Source: SCV-SQL-Information

2024 Overall GRAND TOTAL		Distribution of Caseload			Change*		Percentage (%) of Caseload		
7,278	+2,171 42.5%	Criminal	708	10%	5.7% ▲	+38	Criminal	2023 13.1%	2024 9.7%
2024		Traffic	5,181	71%	60.6% ▲	+1,954	Traffic	63.2%	71.2%
2023		Civil	1,348	19%	13.4% ▲	+159	Civil	23.3%	18.5%
		Civil Commitments	41	1%	95.2% ▲	+20	Civil Commitments	0.4%	0.6%
		GRAND TOTAL	7,278	100%	42.5% ▲	+2,171	GRAND TOTAL	100%	100%

Dispositions by Division & Code

Division	Case Type Description	Code	Summary	Change	% Change	Absolute Change
Criminal	Misdemeanor	M	379	▲	+0.3%	+1
	Felony	F	191	▲	+16.5%	+27
	Capias	CA	82	▲	+26.2%	+17
	Show Cause	SC	35	▼	-23.9%	-11
	Civil Violation	CV	21	▲	+23.5%	+4
	Total			708	▲	5.7%
Traffic	Infraction	I	4,066	▲	+61.4%	+1,547
	Misdemeanor	M	1,082	▲	+60.3%	+407
	Capias	CA	23	▲	+64.3%	+9
	Felony	F	6	▼	-33.3%	-3
	Show Cause	SC	4	▼	-60.0%	-6
	Total			5,181	▲	60.6%
Civil	Warrant in Debt	WD	541	▲	+29.7%	+124
	Garnishment	GA	293	▼	-14.1%	-48
	Unlawful Detainer	UD	255	▲	+3.7%	+9
	Other	OT	72	▲	+53.2%	+25
	Admin License	AL	45	▲	+66.7%	+18
	Impoundment	IM	37	▲	+146.7%	+22
	Preliminary Protective Order	PP	29	▲	+45.0%	+9
	Abstract	AJ	26	▲	+188.9%	+17
	Protective Order	PO	15	▼	-21.1%	-4
	Interrogatory	IN	10	▲	+25.0%	+2
	Motion for Judgment	MJ	8	▼	-42.9%	-6
	Detinue	DT	6	▲	-	+6
	Show Cause	SC	5	▼	-16.7%	-1
	Zoning Violation	ZO	3	▼	-78.6%	-11
	Counter Claim	CC	1	▲	-	+1
	Petition-Restore Arms	PR	1	▲	-	+1
	Tenants Assertion	TA	1	▼	-66.7%	-2
	Capias	CA	0	▼	-100.0%	-2
	Restricted Operators License	RL	0	▼	-100.0%	-1
Total			1,348	▲	13.4%	+159
Civil Commitments	Temporary Detention Order	TD	28	▲	+86.7%	+13
	Emergency Custody Order	EC	10	▲	+66.7%	+4
	Medical Emergency Temporary Detention Order	MT	3	▲	-	+3
	Total			41	▲	95.2%
GRAND TOTAL			7,278	▲	42.5%	+2,171

Dispositions by Major Case Category**

Category	Summary	Change	% Change	Absolute Change
Felony	197	▼	+13.9%	+24
Garnishment	303	▲	-13.2%	-46
General Civil	565	▲	+29.0%	+127
Infraction/Civil Violation	4,087	▲	+61.2%	+1,551
Landlord /Tenant	256	▼	+2.8%	+7
Misdemeanor	1,464	▼	+37.1%	+396
Other	362	▲	+42.0%	+107

CPSS - GCMS CASELOAD STATISTICS OF THE GENERAL DISTRICT COURTS
 January 2024 thru April 2024 Dispositions (Compared to January 2023 thru April 2023)

Protective Orders	44	▲	+12.8%	+5
GRAND TOTAL	7,278	▲	42.5%	+2,171

* Compared to same time period as previous year
 5/15/2024 1:01:45PM

** Case Type Categories are defined in the 2017 Virginia Judicial Workload Assessment
 Source: SCV-SQL-Information

2024 Overall GRAND TOTAL		Distribution of Caseload			Change*		Percentage (%) of Caseload			
2024	1,357	Criminal	196	14%	-18.3%	▼	-44	Criminal	18.0%	14.4%
2023	1,333	Traffic	841	62%	3.4%	▲	+28	Traffic	61.0%	62.0%
	+24 1.8%	Civil	313	23%	15.5%	▲	+42	Civil	20.3%	23.1%
	▲	Civil Commitments	7	1%	-22.2%	▼	-2	Civil Commitments	0.7%	0.5%
		GRAND TOTAL	1,357	100%	1.8%	▲	+24	GRAND TOTAL	100%	100%

Dispositions by Division & Code

Division	Case Type Description	Code	Summary	Change	% Change	Absolute Change
Criminal	Misdemeanor	M	105	▼	-23.4%	-32
	Felony	F	55	↔		-
	Capias	CA	18	▼	-25.0%	-6
	Show Cause	SC	13	▼	-23.5%	-4
	Civil Violation	CV	5	▼	-28.6%	-2
	Total			196	▼	-18.3%
Traffic	Infraction	I	658	▼	-1.2%	-8
	Misdemeanor	M	164	▲	+31.2%	+39
	Felony	F	8	▼	-20.0%	-2
	Show Cause	SC	7	▼	-22.2%	-2
	Capias	CA	4	▲	+33.3%	+1
	Total			841	▲	3.4%
Civil	Warrant in Debt	WD	152	▲	+42.1%	+45
	Garnishment	GA	65	▼	-25.3%	-22
	Detinue	DT	23	▲	+21.1%	+4
	Unlawful Detainer	UD	17	▼	-29.2%	-7
	Preliminary Protective Order	PP	13	▲	+85.7%	+6
	Protective Order	PO	13	▲	+85.7%	+6
	Other	OT	10	▲	+25.0%	+2
	Show Cause	SC	6	▲	+100.0%	+3
	Admin License	AL	4	▼	-20.0%	-1
	Zoning Violation	ZO	4	▲	-	+4
	Bond Forfeiture	BF	3	▲	+200.0%	+2
	Abstract	AJ	1	↔		-
	Interrogatory	IN	1	▲	-	+1
	Motion for Judgment	MJ	1	▲	-	+1
	Impoundment	IM	0	▼	-100.0%	-2
Total			313	▲	15.5%	+42
Civil Commitments	Emergency Custody Order	EC	6	▲	+200.0%	+4
	Temporary Detention Order	TD	1	▼	-85.7%	-6
	Total			7	▼	-22.2%
GRAND TOTAL			1,357	▲	1.8%	+24

Dispositions by Major Case Category**

Category	Summary	Change	% Change	Absolute Change
Felony	63	▼	-3.1%	-2
Garnishment	66	▲	-24.1%	-21
General Civil	177	▲	+40.5%	+51
Infraction/Civil Violation	663	▼	-1.5%	-10
Landlord /Tenant	17	▼	-29.2%	-7
Misdemeanor	273	▲	+4.2%	+11
Other	72	▲	-12.2%	-10
Protective Orders	26	▲	+85.7%	+12
GRAND TOTAL	1,357	▲	1.8%	+24

2024 Overall GRAND TOTAL		Distribution of Caseload			Change*		Percentage (%) of Caseload		
1,365	+172 14.4%	Criminal	231	17%	6.0% ▲	+13	Criminal	2023 18.3%	2024 16.9%
2024	↑	Traffic	876	64%	16.8% ▲	+126	Traffic	62.9%	64.2%
2023		Civil	248	18%	15.9% ▲	+34	Civil	17.9%	18.2%
		Civil Commitments	10	1%	-9.1% ▼	-1	Civil Commitments	0.9%	0.7%
		GRAND TOTAL	1,365	100%	14.4% ▲	+172	GRAND TOTAL	100%	100%

Dispositions by Division & Code

Division	Case Type Description	Code	Summary	Change	% Change	Absolute Change
Criminal	Misdemeanor	M	140	▲	+12.9%	+16
	Felony	F	49	▼	-24.6%	-16
	Capias	CA	19	▲	+90.0%	+9
	Show Cause	SC	19	▲	+11.8%	+2
	Civil Violation	CV	4	▲	+100.0%	+2
	Total			231	▲	6.0%
Traffic	Infraction	I	716	▲	+15.3%	+95
	Misdemeanor	M	153	▲	+24.4%	+30
	Show Cause	SC	3	▼	-40.0%	-2
	Civil Violation	CV	2	▲	-	+2
	Capias	CA	1	▲	-	+1
	Felony	F	1	↔	-	-
	Total			876	▲	16.8%
Civil	Warrant in Debt	WD	108	▲	+33.3%	+27
	Garnishment	GA	57	▲	+14.0%	+7
	Impoundment	IM	18	▲	+100.0%	+9
	Other	OT	15	▼	-21.1%	-4
	Admin License	AL	13	▲	+116.7%	+7
	Preliminary Protective Order	PP	13	↔	-	-
	Unlawful Detainer	UD	12	▼	-47.8%	-11
	Protective Order	PO	8	▲	+33.3%	+2
	Detinue	DT	2	▼	-33.3%	-1
	Bond Forfeiture	BF	1	▲	-	+1
	Motion for Judgment	MJ	1	▲	-	+1
	Overweight	OC	0	▼	-100.0%	-1
	Show Cause	SC	0	▼	-100.0%	-3
	Total			248	▲	15.9%
Civil Commitments	Temporary Detention Order	TD	8	↔	-	-
	Emergency Custody Order	EC	1	▼	-66.7%	-2
	Mental Commitment	MC	1	▲	-	+1
	Total			10	▼	-9.1%
GRAND TOTAL			1,365	▲	14.4%	+172

Dispositions by Major Case Category**

Category	Summary	Change	% Change	Absolute Change
Felony	50	▼	-24.2%	-16
Garnishment	57	▲	+14.0%	+7
General Civil	113	▲	+31.4%	+27
Infraction/Civil Violation	722	▲	+15.7%	+98
Landlord /Tenant	12	▼	-47.8%	-11
Misdemeanor	293	▲	+18.6%	+46
Other	97	▲	+24.4%	+19
Protective Orders	21	▲	+10.5%	+2
GRAND TOTAL	1,365	▲	14.4%	+172

2024 Overall GRAND TOTAL		Distribution of Caseload			Change*		Percentage (%) of Caseload		
1,385	-302 -17.9%	Criminal	148	11%	-5.1% ▼	-8	Criminal	2023 9.2%	2024 10.7%
2024		Traffic	1,043	75%	-20.1% ▼	-263	Traffic	77.4%	75.3%
2023		Civil	188	14%	-15.3% ▼	-34	Civil	13.2%	13.6%
		Civil Commitments	6	0%	100.0% ▲	+3	Civil Commitments	0.2%	0.4%
		GRAND TOTAL	1,385	100%	-17.9% ▼	-302	GRAND TOTAL	100%	100%

Dispositions by Division & Code

Division	Case Type Description	Code	Summary	Change	% Change	Absolute Change
Criminal	Misdemeanor	M	96	▲	+3.2%	+3
	Felony	F	39	▲	+85.7%	+18
	Show Cause	SC	8	▼	-20.0%	-2
	Capias	CA	3	▼	-90.3%	-28
	Civil Violation	CV	2	▲	+100.0%	+1
	Total			148	▼	-5.1%
Traffic	Infraction	I	836	▼	-20.8%	-219
	Misdemeanor	M	186	▼	-0.5%	-1
	Show Cause	SC	12	▼	-40.0%	-8
	Capias	CA	7	▼	-82.1%	-32
	Felony	F	2	▼	-60.0%	-3
	Total			1,043	▼	-20.1%
Civil	Warrant in Debt	WD	97	▼	-4.0%	-4
	Garnishment	GA	45	▼	-2.2%	-1
	Other	OT	21	▼	+5.0%	+1
	Unlawful Detainer	UD	9	▼	-57.1%	-12
	Preliminary Protective Order	PP	4	▼	-60.0%	-6
	Admin License	AL	3	▲	+50.0%	+1
	Bond Forfeiture	BF	3	▲	+200.0%	+2
	Protective Order	PO	3	▼	-70.0%	-7
	Impoundment	IM	2	▼	-66.7%	-4
	Tenants Assertion	TA	1	▲	-	+1
	Interrogatory	IN	0	▼	-100.0%	-2
	Show Cause	SC	0	▼	-100.0%	-3
	Total			188	▼	-15.3%
Civil Commitments	Temporary Detention Order	TD	5	▲	+66.7%	+2
	Emergency Custody Order	EC	1	▲	-	+1
	Total		6	▲	100.0%	+3
GRAND TOTAL			1,385	▼	-17.9%	-302

Dispositions by Major Case Category**

Category	Summary	Change	% Change	Absolute Change	
Felony	41	▲	+57.7%	+15	
Garnishment	45	▼	-6.3%	-3	
General Civil	98	▼	-4.9%	-5	
Infraction/Civil Violation	838	▲	-20.6%	-218	
Landlord /Tenant	10	▲	-52.4%	-11	
Misdemeanor	282	▲	+0.7%	+2	
Other	64	▲	-51.9%	-69	
Protective Orders	7	▼	-65.0%	-13	
GRAND TOTAL		1,385	▼	-17.9%	-302

* Compared to same time period as previous year
 5/15/2024 1:01:45PM

** Case Type Categories are defined in the 2017 Virginia Judicial Workload Assessment
 Source: SCV-SQL-Information

2024 Overall GRAND TOTAL		Distribution of Caseload			Change*		Percentage (%) of Caseload			
1,121	-56 -4.8%	Criminal	86	8%	41.0%	▲	+25	Criminal	2023 5.2%	2024 7.7%
2024		Traffic	860	77%	-13.2%	▼	-131	Traffic	84.2%	76.7%
2023		Civil	169	15%	38.5%	▲	+47	Civil	10.4%	15.1%
		Civil Commitments	6	1%	100.0%	▲	+3	Civil Commitments	0.3%	0.5%
		GRAND TOTAL	1,121	100%	-4.8%	▼	-56	GRAND TOTAL	100%	100%

Dispositions by Division & Code

Division	Case Type Description	Code	Summary	Change	% Change	Absolute Change
Criminal	Misdemeanor	M	59	▲	+59.5%	+22
	Felony	F	17	▲	+70.0%	+7
	Capias	CA	5	↔		-
	Show Cause	SC	5	▼	-37.5%	-3
	Civil Violation	CV	0	▼	-100.0%	-1
	Total			86	▲	41.0%
Traffic	Infraction	I	730	▼	-13.9%	-118
	Misdemeanor	M	124	▼	-6.1%	-8
	Capias	CA	3	▼	-25.0%	-1
	Show Cause	SC	3	▼	-57.1%	-4
	Total			860	▼	-13.2%
Civil	Warrant in Debt	WD	91	▲	+167.6%	+57
	Garnishment	GA	40	▼	-9.1%	-4
	Other	OT	13	▲	+225.0%	+9
	Unlawful Detainer	UD	10	▼	-44.4%	-8
	Preliminary Protective Order	PP	7	▼	-30.0%	-3
	Protective Order	PO	3	▲	+200.0%	+2
	Admin License	AL	2	↔		-
	Abstract	AJ	1	▲	-	+1
	Restricted Operators License	RL	1	▲	-	+1
	Show Cause	SC	1	▲	-	+1
	Detinue	DT	0	▼	-100.0%	-1
	Impoundment	IM	0	▼	-100.0%	-7
	Interrogatory	IN	0	▼	-100.0%	-1
	Total			169	▲	38.5%
Civil Commitments	Temporary Detention Order	TD	4	▲	+33.3%	+1
	Emergency Custody Order	EC	2	▲	-	+2
	Total			6	▲	100.0%
GRAND TOTAL			1,121	▼	-4.8%	-56

Dispositions by Major Case Category**

Category	Summary	Change	% Change	Absolute Change
Felony	17	▲	+70.0%	+7
Garnishment	40	▼	-11.1%	-5
General Civil	91	▼	+152.8%	+55
Infraction/Civil Violation	730	▼	-14.0%	-119
Landlord /Tenant	10	▼	-44.4%	-8
Misdemeanor	184	▲	+8.9%	+15
Other	39	▲		0
Protective Orders	10	▲	-9.1%	-1
GRAND TOTAL		1,121	▼	-4.8%

* Compared to same time period as previous year
 5/15/2024 1:01:45PM

** Case Type Categories are defined in the 2017 Virginia Judicial Workload Assessment
 Source: SCV-SQL-Information

2024 Overall GRAND TOTAL		Distribution of Caseload			Change*		Percentage (%) of Caseload		
3,477	+604 21.0%	Criminal	568	16%	10.9% ▲	+56	Criminal	2023 17.8%	2024 16.3%
2024	↑	Traffic	2,245	65%	32.6% ▲	+552	Traffic	58.9%	64.6%
2023		Civil	626	18%	-1.6% ▼	-10	Civil	22.1%	18.0%
		Civil Commitments	38	1%	18.8% ▲	+6	Civil Commitments	1.1%	1.1%
		GRAND TOTAL	3,477	100%	21.0% ▲	+604	GRAND TOTAL	100%	100%

Dispositions by Division & Code

Division	Case Type Description	Code	Summary	Change	% Change	Absolute Change
Criminal	Misdemeanor	M	332	▲	+20.3%	+56
	Felony	F	130	▲	+27.5%	+28
	Capias	CA	45	▼	-32.8%	-22
	Show Cause	SC	42	▼	-16.0%	-8
	Civil Violation	CV	16	▲	+6.7%	+1
	Restricted Operators License	RL	3	▲	+50.0%	+1
	Total			568	▲	10.9%
Traffic	Infraction	I	1,778	▲	+30.4%	+415
	Misdemeanor	M	422	▲	+45.5%	+132
	Show Cause	SC	20	▲	+25.0%	+4
	Capias	CA	17	↔	-	-
	Felony	F	4	▼	-20.0%	-1
	Restricted Operators License	RL	3	▲	+50.0%	+1
	Civil Violation	CV	1	▲	-	+1
Total			2,245	▲	32.6%	+552
Civil	Warrant in Debt	WD	262	▼	-8.1%	-23
	Garnishment	GA	191	▲	+20.1%	+32
	Other	OT	49	▲	+8.9%	+4
	Unlawful Detainer	UD	31	▼	-38.0%	-19
	Admin License	AL	30	▲	+15.4%	+4
	Detinue	DT	20	▼	-25.9%	-7
	Preliminary Protective Order	PP	18	▼	-21.7%	-5
	Protective Order	PO	7	▼	-12.5%	-1
	Interrogatory	IN	5	▲	-	+5
	Bond Forfeiture	BF	4	▼	-20.0%	-1
	Impoundment	IM	4	▼	-20.0%	-1
	Show Cause	SC	4	▲	-	+4
	Petition-Restore Arms	PR	1	▲	-	+1
	Abstract	AJ	0	▼	-100.0%	-3
Total			626	▼	-1.6%	-10
Civil Commitments	Temporary Detention Order	TD	23	▲	+43.8%	+7
	Emergency Custody Order	EC	14	▼	-6.7%	-1
	Mental Commitment	MC	1	▲	-	+1
	Medical Emergency Temporary Detention Order	MT	0	▼	-100.0%	-1
Total			38	▲	18.8%	+6
GRAND TOTAL			3,477	▲	21.0%	+604

Dispositions by Major Case Category**

Category	Summary	Change	% Change	Absolute Change
Felony	134	▲	+25.2%	+27
Garnishment	196	▲	+23.3%	+37
General Civil	286	▲	-8.6%	-27
Infraction/Civil Violation	1,795	▲	+30.3%	+417
Landlord /Tenant	31	▼	-38.0%	-19
Misdemeanor	760	▲	+33.3%	+190
Other	250	▲	-5.7%	-15
Protective Orders	25	▼	-19.4%	-6

* Compared to same time period as previous year
 5/15/2024 1:01:45PM

** Case Type Categories are defined in the 2017 Virginia Judicial Workload Assessment
 Source: SCV-SQL-Information

CPSS - GCMS CASELOAD STATISTICS OF THE GENERAL DISTRICT COURTS
January 2024 thru April 2024 Dispositions (Compared to January 2023 thru April 2023)

<i>GRAND TOTAL</i>	3,477	▲	21.0%	+604
---------------------------	--------------	---	-------	------

* Compared to same time period as previous year
5/15/2024 1:01:45PM

** Case Type Categories are defined in the 2017 Virginia Judicial Workload Assessment
Source: SCV-SQL-Information

2024 Overall GRAND TOTAL		Distribution of Caseload		Change*		Percentage (%) of Caseload			
722	-53 -6.8%	Criminal	137 19%	-1.4%	▼	-2	Criminal	2023 17.9%	2024 19.0%
2024		Traffic	401 56%	-17.1%	▼	-83	Traffic	62.5%	55.5%
2023		Civil	183 25%	21.2%	▲	+32	Civil	19.5%	25.3%
		Civil Commitments	1 0%	0.0%		0	Civil Commitments	0.1%	0.1%
		GRAND TOTAL	722 100%	-6.8%	▼	-53	GRAND TOTAL	100%	100%

Dispositions by Division & Code

Division	Case Type Description	Code	Summary	Change	% Change	Absolute Change	
Criminal	Misdemeanor	M	88	▲	+23.9%	+17	
	Felony	F	28	▲	+33.3%	+7	
	Show Cause	SC	12	▼	-52.0%	-13	
	Capias	CA	5	▼	-72.2%	-13	
	Civil Violation	CV	4	↔		-	
	Total			137	▼	-1.4%	-2
Traffic	Infraction	I	325	▲	+8.3%	+25	
	Misdemeanor	M	74	▼	-41.3%	-52	
	Capias	CA	1	▼	-96.9%	-31	
	Show Cause	SC	1	▼	-96.0%	-24	
	Felony	F	0	▼	-100.0%	-1	
	Total			401	▼	-17.1%	-83
Civil	Warrant in Debt	WD	91	▲	+97.8%	+45	
	Garnishment	GA	37	▼	-11.9%	-5	
	Other	OT	21	▲	+23.5%	+4	
	Unlawful Detainer	UD	18	▼	-18.2%	-4	
	Preliminary Protective Order	PP	7	▼	-36.4%	-4	
	Protective Order	PO	6	↔		-	
	Detinue	DT	1	▼	-50.0%	-1	
	Interrogatory	IN	1	▲	-	+1	
	Motion for Judgment	MJ	1	↔		-	
	Abstract	AJ	0	▼	-100.0%	-2	
	Admin License	AL	0	▼	-100.0%	-1	
	Petition-Restore Arms	PR	0	▼	-100.0%	-1	
	Total			183	▲	21.2%	+32
	Civil Commitments	Temporary Detention Order	TD	1	▲	-	+1
Emergency Custody Order		EC	0	▼	-100.0%	-1	
Total			1		0.0%	0	
GRAND TOTAL			722	▼	-6.8%	-53	

Dispositions by Major Case Category**

Category	Summary	Change	% Change	Absolute Change
Felony	28	▼	+27.3%	+6
Garnishment	38	▲	-9.5%	-4
General Civil	94	▲	+88.0%	+44
Infraction/Civil Violation	329	▲	+8.2%	+25
Landlord /Tenant	18	▼	-18.2%	-4
Misdemeanor	162	▼	-17.8%	-35
Other	40	▲	-66.9%	-81
Protective Orders	13	▼	-23.5%	-4
GRAND TOTAL	722	▼	-6.8%	-53

* Compared to same time period as previous year
 5/15/2024 1:01:45PM

** Case Type Categories are defined in the 2017 Virginia Judicial Workload Assessment
 Source: SCV-SQL-Information

2024 Overall GRAND TOTAL		Distribution of Caseload			Change*		Percentage (%) of Caseload		
5,134	+448 9.6%	Criminal	566	11%	30.1% ▲	+131	Criminal	2023 9.3%	2024 11.0%
2024	↑	Traffic	3,832	75%	5.2% ▲	+189	Traffic	77.7%	74.6%
2023		Civil	694	14%	20.7% ▲	+119	Civil	12.3%	13.5%
		Civil Commitments	42	1%	27.3% ▲	+9	Civil Commitments	0.7%	0.8%
		GRAND TOTAL	5,134	100%	9.6% ▲	+448	GRAND TOTAL	100%	100%

Dispositions by Division & Code

Division	Case Type Description	Code	Summary	Change	% Change	Absolute Change
Criminal	Misdemeanor	M	332	▲	+45.6%	+104
	Felony	F	117	▲	+17.0%	+17
	Show Cause	SC	57	▲	+35.7%	+15
	Capias	CA	49	▼	-2.0%	-1
	Civil Violation	CV	11	▼	-26.7%	-4
	Total			566	▲	30.1%
Traffic	Infraction	I	2,816	▲	+1.6%	+45
	Misdemeanor	M	978	▲	+17.1%	+143
	Capias	CA	18	▼	-33.3%	-9
	Show Cause	SC	14	▲	+366.7%	+11
	Felony	F	5	▼	-16.7%	-1
	Civil Violation	CV	1	↔		-
	Total			3,832	▲	5.2%
Civil	Warrant in Debt	WD	279	▲	+58.5%	+103
	Garnishment	GA	166	▲	+27.7%	+36
	Unlawful Detainer	UD	65	▼	-30.1%	-28
	Detinue	DT	54	▲	+12.5%	+6
	Other	OT	39	↔		-
	Bond Forfeiture	BF	20	▼	-4.8%	-1
	Protective Order	PO	19	▲	+58.3%	+7
	Preliminary Protective Order	PP	17	▼	-22.7%	-5
	Admin License	AL	14	↔		-
	Impoundment	IM	8	▲	+60.0%	+3
	Abstract	AJ	7	▲	+40.0%	+2
	Interrogatory	IN	2	▼	-60.0%	-3
	Motion for Judgment	MJ	2	↔		-
	Show Cause	SC	2	↔		-
	Tenants Assertion	TA	0	▼	-100.0%	-1
	Total			694	▲	20.7%
Civil Commitments	Temporary Detention Order	TD	23	▲	+15.0%	+3
	Emergency Custody Order	EC	18	▲	+38.5%	+5
	Mental Commitment	MC	1	▲	-	+1
Total			42	▲	27.3%	+9
GRAND TOTAL			5,134	▲	9.6%	+448

Dispositions by Major Case Category**

Category	Summary	Change	% Change	Absolute Change
Felony	122	▲	+15.1%	+16
Garnishment	168	▼	+24.4%	+33
General Civil	337	▲	+47.8%	+109
Infraction/Civil Violation	2,828	▼	+1.5%	+41
Landlord /Tenant	65	▼	-30.9%	-29
Misdemeanor	1,310	▲	+23.2%	+247
Other	268	▲	+12.1%	+29
Protective Orders	36	▲	+5.9%	+2
GRAND TOTAL	5,134	▲	9.6%	+448

* Compared to same time period as previous year
 5/15/2024 1:01:45PM

** Case Type Categories are defined in the 2017 Virginia Judicial Workload Assessment
 Source: SCV-SQL-Information

2024 Overall GRAND TOTAL		Distribution of Caseload			Change*		Percentage (%) of Caseload		
3,044	-88 -2.8%	Criminal	429	14%	54.3% ▲	+151	Criminal	2023 8.9%	2024 14.1%
2024		Traffic	1,998	66%	-15.2% ▼	-357	Traffic	75.2%	65.6%
2023		Civil	583	19%	26.7% ▲	+123	Civil	14.7%	19.2%
		Civil Commitments	34	1%	-12.8% ▼	-5	Civil Commitments	1.2%	1.1%
		GRAND TOTAL	3,044	100%	-2.8% ▼	-88	GRAND TOTAL	100%	100%

Dispositions by Division & Code

Division	Case Type Description	Code	Summary	Change	% Change	Absolute Change
Criminal	Misdemeanor	M	265	▲	+67.7%	+107
	Show Cause	SC	61	▲	+38.6%	+17
	Felony	F	57	▲	+50.0%	+19
	Capias	CA	34	▲	+13.3%	+4
	Civil Violation	CV	12	▲	+50.0%	+4
	Total			429	▲	54.3%
Traffic	Infraction	I	1,759	▼	-17.0%	-361
	Misdemeanor	M	228	↔	-	-
	Capias	CA	7	▲	+600.0%	+6
	Show Cause	SC	3	▼	-50.0%	-3
	Felony	F	1	▲	-	+1
	Total			1,998	▼	-15.2%
Civil	Warrant in Debt	WD	177	▲	+36.2%	+47
	Garnishment	GA	148	▲	+25.4%	+30
	Unlawful Detainer	UD	112	▲	+17.9%	+17
	Detinue	DT	55	▲	+25.0%	+11
	Other	OT	32	▼	+45.5%	+10
	Admin License	AL	25	▼	-26.5%	-9
	Preliminary Protective Order	PP	10	▲	+66.7%	+4
	Protective Order	PO	8	▼	-11.1%	-1
	Show Cause	SC	8	▲	+700.0%	+7
	Interrogatory	IN	4	▲	-	+4
	Abstract	AJ	2	▲	-	+2
	Restricted Operators License	RL	1	▲	-	+1
	Tenants Assertion	TA	1	▲	-	+1
	Impoundment	IM	0	▼	-100.0%	-1
Total			583	▲	26.7%	+123
Civil Commitments	Temporary Detention Order	TD	20	▼	-23.1%	-6
	Emergency Custody Order	EC	13	▲	+8.3%	+1
	Medical Emergency Temporary Detention Order	MT	1	▲	-	+1
	Medical Emergency Custody Order	ME	0	▼	-100.0%	-1
	Total			34	▼	-12.8%
GRAND TOTAL			3,044	▼	-2.8%	-88

Dispositions by Major Case Category**

Category	Summary	Change	% Change	Absolute Change	
Felony	58	▲	+52.6%	+20	
Garnishment	152	▲	+28.8%	+34	
General Civil	232	▼	+31.8%	+56	
Infraction/Civil Violation	1,771	▲	-16.8%	-357	
Landlord /Tenant	113	▲	+18.9%	+18	
Misdemeanor	494	▲	+28.0%	+108	
Other	206	▲	+17.0%	+30	
Protective Orders	18	▲	+20.0%	+3	
GRAND TOTAL		3,044	▼	-2.8%	-88

2024 Overall GRAND TOTAL		Distribution of Caseload			Change*		Percentage (%) of Caseload		
1,104	+147 15.4%	Criminal	129	12%	65.4% ▲	+51	Criminal	2023 8.2%	2024 11.7%
2024	↑	Traffic	745	67%	9.9% ▲	+67	Traffic	70.8%	67.5%
2023		Civil	229	21%	18.7% ▲	+36	Civil	20.2%	20.7%
		Civil Commitments	1	0%	-87.5% ▼	-7	Civil Commitments	0.8%	0.1%
		GRAND TOTAL	1,104	100%	15.4% ▲	+147	GRAND TOTAL	100%	100%

Dispositions by Division & Code

Division	Case Type Description	Code	Summary	Change	% Change	Absolute Change
Criminal	Misdemeanor	M	72	▲	+53.2%	+25
	Felony	F	29	▲	+31.8%	+7
	Capias	CA	13	▲	+160.0%	+8
	Show Cause	SC	11	▲	+450.0%	+9
	Civil Violation	CV	4	▲	+100.0%	+2
	Total			129	▲	65.4%
Traffic	Infraction	I	560	▲	+10.9%	+55
	Misdemeanor	M	164	▲	+3.8%	+6
	Show Cause	SC	10	▲	+25.0%	+2
	Capias	CA	6	▲	+50.0%	+2
	Felony	F	3	↔	-	-
	Restricted Operators License	RL	2	▲	-	+2
	Total			745	▲	9.9%
Civil	Warrant in Debt	WD	134	▲	+63.4%	+52
	Garnishment	GA	62	▲	+3.3%	+2
	Admin License	AL	9	▼	-40.0%	-6
	Unlawful Detainer	UD	9	▼	-25.0%	-3
	Protective Order	PO	4	▲	+33.3%	+1
	Abstract	AJ	3	↔	-	-
	Detinue	DT	3	▲	-	+3
	Impoundment	IM	2	▼	-33.3%	-1
	Other	OT	2	▼	-71.4%	-5
	Petition-Restore Arms	PR	1	▲	-	+1
	Interrogatory	IN	0	▼	-100.0%	-1
	Motion for Judgment	MJ	0	▼	-100.0%	-1
	Preliminary Protective Order	PP	0	▼	-100.0%	-3
	Show Cause	SC	0	▼	-100.0%	-3
	Total			229	▲	18.7%
Civil Commitments	Temporary Detention Order	TD	1	▼	-75.0%	-3
	Emergency Custody Order	EC	0	▼	-100.0%	-4
	Total			1	▼	-87.5%
GRAND TOTAL			1,104	▲	15.4%	+147

Dispositions by Major Case Category**

Category	Summary	Change	% Change	Absolute Change
Felony	32	▲	+28.0%	+7
Garnishment	62	▼	+1.6%	+1
General Civil	138	▲	+66.3%	+55
Infraction/Civil Violation	564	▲	+11.2%	+57
Landlord /Tenant	9	▼	-25.0%	-3
Misdemeanor	238	▲	+16.1%	+33
Other	57	▲	-1.7%	-1
Protective Orders	4	▼	-33.3%	-2
GRAND TOTAL	1,104	▲	15.4%	+147

2024 Overall GRAND TOTAL		Distribution of Caseload			Change*		Percentage (%) of Caseload		
4,686	+756 19.2%	Criminal	368	8%	34.8% ▲	+95	Criminal	2023 6.9%	2024 7.9%
2024	↑	Traffic	3,439	73%	19.8% ▲	+568	Traffic	73.1%	73.4%
2023		Civil	616	13%	8.8% ▲	+50	Civil	14.4%	13.1%
		Civil Commitments	263	6%	19.5% ▲	+43	Civil Commitments	5.6%	5.6%
		GRAND TOTAL	4,686	100%	19.2% ▲	+756	GRAND TOTAL	100%	100%

Dispositions by Division & Code

Division	Case Type Description	Code	Summary	Change	% Change	Absolute Change
Criminal	Misdemeanor	M	224	▲	+39.1%	+63
	Felony	F	84	▲	+27.3%	+18
	Capias	CA	39	▲	+62.5%	+15
	Civil Violation	CV	13	↔		-
	Show Cause	SC	8	▼	-11.1%	-1
	Total			368	▲	34.8%
Traffic	Infraction	I	2,455	▲	+19.9%	+408
	Misdemeanor	M	923	▲	+18.5%	+144
	Capias	CA	59	▲	+51.3%	+20
	Show Cause	SC	2	▼	-33.3%	-1
	Restricted Operators License	RL	0	▼	-100.0%	-3
	Total			3,439	▲	19.8%
Civil	Warrant in Debt	WD	238	▲	+14.4%	+30
	Garnishment	GA	225	▲	+29.3%	+51
	Unlawful Detainer	UD	80	▼	-17.5%	-17
	Other	OT	27	▼	-20.6%	-7
	Protective Order	PO	11	▲	+37.5%	+3
	Preliminary Protective Order	PP	8	▼	-38.5%	-5
	Admin License	AL	6	▼	-45.5%	-5
	Motion for Judgment	MJ	4	▲	+300.0%	+3
	Show Cause	SC	4	▼	-60.0%	-6
	Abstract	AJ	3	↔		-
	Detinue	DT	3	▼	-40.0%	-2
	Interrogatory-Not	IC	3	▲	-	+3
	Impoundment	IM	2	▲	-	+2
	Petition-Restore Arms	PR	2	▲	+100.0%	+1
	Overweight	OC	0	▼	-100.0%	-1
Total			616	▲	8.8%	+50
Civil Commitments	Other	OT	141	▲	+35.6%	+37
	Mental Commitment	MC	98	▲	+21.0%	+17
	Temporary Detention Order	TD	13	▲	+1,200.0%	+12
	Emergency Custody Order	EC	11	▼	-67.6%	-23
	Total			263	▲	19.5%
GRAND TOTAL			4,686	▲	19.2%	+756

Dispositions by Major Case Category**

Category	Summary	Change	% Change	Absolute Change
Felony	84	▲	+27.3%	+18
Garnishment	225	▲	+29.3%	+51
General Civil	247	▲	+14.9%	+32
Infraction/Civil Violation	2,468	▼	+19.7%	+407
Involuntary Civil Commitments	141	▲	+35.6%	+37
Landlord /Tenant	80	▼	-17.5%	-17
Misdemeanor	1,147	▼	+21.6%	+204
Other	275	▲	+10.4%	+26
Protective Orders	19	▼	-9.5%	-2

* Compared to same time period as previous year
 5/15/2024 1:01:45PM

** Case Type Categories are defined in the 2017 Virginia Judicial Workload Assessment
 Source: SCV-SQL-Information

CPSS - GCMS CASELOAD STATISTICS OF THE GENERAL DISTRICT COURTS
January 2024 thru April 2024 Dispositions (Compared to January 2023 thru April 2023)

GRAND TOTAL

4,686

▲

19.2%

+756

* Compared to same time period as previous year
5/15/2024 1:01:45PM

** Case Type Categories are defined in the 2017 Virginia Judicial Workload Assessment
Source: SCV-SQL-Information

2024 Overall GRAND TOTAL		Distribution of Caseload			Change*		Percentage (%) of Caseload																																																				
2024	1,765	<table border="1"> <tr><td>Criminal</td><td>202</td><td>11%</td></tr> <tr><td>Traffic</td><td>1,066</td><td>60%</td></tr> <tr><td>Civil</td><td>310</td><td>18%</td></tr> <tr><td>Civil Commitments</td><td>187</td><td>11%</td></tr> <tr><td>GRAND TOTAL</td><td>1,765</td><td>100%</td></tr> </table>	Criminal	202	11%	Traffic	1,066	60%	Civil	310	18%	Civil Commitments	187	11%	GRAND TOTAL	1,765	100%	<table border="1"> <tr><td>Criminal</td><td>15.5%</td><td>11.4%</td></tr> <tr><td>Traffic</td><td>53.1%</td><td>60.4%</td></tr> <tr><td>Civil</td><td>19.5%</td><td>17.6%</td></tr> <tr><td>Civil Commitments</td><td>12.0%</td><td>10.6%</td></tr> <tr><td>GRAND TOTAL</td><td>100%</td><td>100%</td></tr> </table>	Criminal	15.5%	11.4%	Traffic	53.1%	60.4%	Civil	19.5%	17.6%	Civil Commitments	12.0%	10.6%	GRAND TOTAL	100%	100%	<table border="1"> <tr><td>2023</td><td>1,611</td><td>9.6%</td></tr> <tr><td>2024</td><td>1,765</td><td>9.6%</td></tr> <tr><td>Change</td><td>+154</td><td>9.6%</td></tr> </table>	2023	1,611	9.6%	2024	1,765	9.6%	Change	+154	9.6%	<table border="1"> <tr><td>2023</td><td>-18.9%</td><td>-47</td></tr> <tr><td>2024</td><td>24.7%</td><td>+211</td></tr> <tr><td>Change</td><td>-1.3%</td><td>-4</td></tr> <tr><td>2023</td><td>-3.1%</td><td>-6</td></tr> <tr><td>2024</td><td>9.6%</td><td>+154</td></tr> </table>	2023	-18.9%	-47	2024	24.7%	+211	Change	-1.3%	-4	2023	-3.1%	-6	2024	9.6%	+154
Criminal	202		11%																																																								
Traffic	1,066		60%																																																								
Civil	310		18%																																																								
Civil Commitments	187		11%																																																								
GRAND TOTAL	1,765	100%																																																									
Criminal	15.5%	11.4%																																																									
Traffic	53.1%	60.4%																																																									
Civil	19.5%	17.6%																																																									
Civil Commitments	12.0%	10.6%																																																									
GRAND TOTAL	100%	100%																																																									
2023	1,611	9.6%																																																									
2024	1,765	9.6%																																																									
Change	+154	9.6%																																																									
2023	-18.9%	-47																																																									
2024	24.7%	+211																																																									
Change	-1.3%	-4																																																									
2023	-3.1%	-6																																																									
2024	9.6%	+154																																																									

Dispositions by Division & Code

Division	Case Type Description	Code	Summary	Change	% Change	Absolute Change
Criminal	Misdemeanor	M	132	▲	+9.1%	+11
	Felony	F	30	▼	-67.0%	-61
	Show Cause	SC	20	▲	+66.7%	+8
	Capias	CA	11	▼	-15.4%	-2
	Civil Violation	CV	9	▼	-25.0%	-3
	Total			202	▼	-18.9%
Traffic	Infraction	I	830	▲	+25.9%	+171
	Misdemeanor	M	209	▲	+23.7%	+40
	Show Cause	SC	14	▲	+7.7%	+1
	Capias	CA	12	↔	-	-
	Felony	F	1	▼	-50.0%	-1
	Total			1,066	▲	24.7%
Civil	Warrant in Debt	WD	129	▲	+13.2%	+15
	Garnishment	GA	73	▼	-20.7%	-19
	Detinue	DT	35	▲	+75.0%	+15
	Unlawful Detainer	UD	33	▼	-37.7%	-20
	Other	OT	13	▼	-7.1%	-1
	Preliminary Protective Order	PP	8	▲	+33.3%	+2
	Protective Order	PO	7	▲	+133.3%	+4
	Abstract	AJ	3	▲	-	+3
	Admin License	AL	2	▼	-60.0%	-3
	Counter Claim	CC	2	▲	-	+2
	Motion for Judgment	MJ	2	↔	-	-
	Show Cause	SC	2	▲	-	+2
	Interrogatory	IN	1	▼	-75.0%	-3
	Tenants Assertion	TA	0	▼	-100.0%	-1
	Total			310	▼	-1.3%
Civil Commitments	Mental Commitment	MC	136	▼	-20.9%	-36
	Other	OT	32	▲	-	+32
	Temporary Detention Order	TD	13	▼	-7.1%	-1
	Emergency Custody Order	EC	6	▼	-14.3%	-1
	Total			187	▼	-3.1%
GRAND TOTAL			1,765	▲	9.6%	+154

Dispositions by Major Case Category**

Category	Summary	Change	% Change	Absolute Change	
Felony	31	▼	-66.7%	-62	
Garnishment	74	▼	-22.9%	-22	
General Civil	166	▼	+21.2%	+29	
Infraction/Civil Violation	839	▲	+25.0%	+168	
Involuntary Civil Commitments	32	▲	-	+32	
Landlord /Tenant	33	▼	-38.9%	-21	
Misdemeanor	341	▲	+17.6%	+51	
Other	234	▲	-10.3%	-27	
Protective Orders	15	▲	+66.7%	+6	
GRAND TOTAL		1,765	▲	9.6%	+154

* Compared to same time period as previous year

** Case Type Categories are defined in the 2017 Virginia Judicial Workload Assessment

2024 Overall GRAND TOTAL		Distribution of Caseload			Change*		Percentage (%) of Caseload		
8,479	+712 9.2%	Criminal	1,231	15%	62.4% ▲	+473	Criminal	2023 9.8%	2024 14.5%
2024		Traffic	3,104	37%	-5.9% ▼	-194	Traffic	42.5%	36.6%
2023		Civil	2,861	34%	2.1% ▲	+59	Civil	36.1%	33.7%
		Civil Commitments	1,283	15%	41.1% ▲	+374	Civil Commitments	11.7%	15.1%
		GRAND TOTAL	8,479	100%	9.2% ▲	+712	GRAND TOTAL	100%	100%

Dispositions by Division & Code

Division	Case Type Description	Code	Summary	Change	% Change	Absolute Change
Criminal	Misdemeanor	M	624	▲	+52.6%	+215
	Felony	F	336	▲	+72.3%	+141
	Capias	CA	164	▲	+72.6%	+69
	Show Cause	SC	100	▲	+117.4%	+54
	Civil Violation	CV	7	▼	-46.2%	-6
	Total			1,231	▲	62.4%
Traffic	Infraction	I	2,015	▼	-16.9%	-409
	Misdemeanor	M	1,001	▲	+24.2%	+195
	Capias	CA	34	▲	+54.5%	+12
	Felony	F	23	▲	+35.3%	+6
	Restricted Operators License	RL	14	▲	+16.7%	+2
	Show Cause	SC	11	▲	+1,000.0%	+10
	Other	O	5	▼	-61.5%	-8
	Civil Violation	CV	1	▼	-66.7%	-2
	Total			3,104	▼	-5.9%
Civil	Unlawful Detainer	UD	1,048	▼	-14.0%	-171
	Garnishment	GA	885	▲	+28.4%	+196
	Warrant in Debt	WD	626	▲	+11.6%	+65
	Other	OT	76	▼	-26.2%	-27
	Bond Forfeiture	BF	48	▲	+380.0%	+38
	Preliminary Protective Order	PP	44	▲	+22.2%	+8
	Protective Order	PO	38	▲	+100.0%	+19
	Show Cause	SC	31	▼	-27.9%	-12
	Abstract	AJ	17	▼	-48.5%	-16
	Detinue	DT	15	▼	-69.4%	-34
	Motion for Judgment	MJ	12	▼	-45.5%	-10
	Interrogatory	IN	9	▲	+200.0%	+6
	Admin License	AL	5	▲	+25.0%	+1
	Tenants Assertion	TA	5	▲	+66.7%	+2
	Petition-Restore Arms	PR	2	▼	-66.7%	-4
	Counter Claim	CC	0	▼	-100.0%	-1
	Mechanic's Lien	ML	0	▼	-100.0%	-1
Total			2,861	▲	2.1%	+59
Civil Commitments	Mental Commitment	MC	857	▲	+35.6%	+225
	Other	OT	331	▲	+43.9%	+101
	Temporary Detention Order	TD	60	▲	+76.5%	+26
	Emergency Custody Order	EC	33	▲	+153.8%	+20
	Medical Emergency Temporary Detention Order	MT	2	▲	-	+2
Total			1,283	▲	41.1%	+374
GRAND TOTAL			8,479	▲	9.2%	+712

Dispositions by Major Case Category**

Category	Summary	Change	% Change	Absolute Change
Felony	359	▲	+69.3%	+147
Garnishment	894	▲	+29.2%	+202
General Civil	665	▼	+0.2%	+1
Infraction/Civil Violation	2,028	▼	-17.3%	-425
Involuntary Civil Commitments	331	▲	+43.9%	+101

* Compared to same time period as previous year
 5/15/2024 1:01:45PM

** Case Type Categories are defined in the 2017 Virginia Judicial Workload Assessment
 Source: SCV-SQL-Information

CPSS - GCMS CASELOAD STATISTICS OF THE GENERAL DISTRICT COURTS
 January 2024 thru April 2024 Dispositions (Compared to January 2023 thru April 2023)

Landlord /Tenant	1,053	▲	-13.8%	-169
Misdemeanor	1,639	▲	+33.6%	+412
Other	1,428	▲	+41.1%	+416
Protective Orders	82	▲	+49.1%	+27
GRAND TOTAL	8,479	▲	9.2%	+712

* Compared to same time period as previous year
 5/15/2024 1:01:45PM

** Case Type Categories are defined in the 2017 Virginia Judicial Workload Assessment
 Source: SCV-SQL-Information

2024 Overall GRAND TOTAL		Distribution of Caseload			Change*		Percentage (%) of Caseload		
2024	1,742	Criminal	206	12%	0.5% ▲	+1	Criminal	2023	2024
2023	+376 27.5%	Traffic	1,210	69%	37.7% ▲	+331	Traffic	15.0%	11.8%
	↑	Civil	322	18%	19.7% ▲	+53	Civil	64.3%	69.5%
		Civil Commitments	4	0%	-69.2% ▼	-9	Civil Commitments	19.7%	18.5%
		GRAND TOTAL	1,742	100%	27.5% ▲	+376	GRAND TOTAL	100%	100%

Dispositions by Division & Code

Division	Case Type Description	Code	Summary	Change	% Change	Absolute Change
Criminal	Misdemeanor	M	98	▼	-18.3%	-22
	Felony	F	69	▲	+176.0%	+44
	Show Cause	SC	16	▼	-51.5%	-17
	Civil Violation	CV	12	▲	+50.0%	+4
	Capias	CA	11	▼	-42.1%	-8
	Total			206	▲	0.5%
Traffic	Infraction	I	983	▲	+41.4%	+288
	Misdemeanor	M	199	▲	+19.9%	+33
	Show Cause	SC	13	▲	+30.0%	+3
	Capias	CA	12	▲	+71.4%	+5
	Felony	F	3	▲	+200.0%	+2
	Total			1,210	▲	37.7%
Civil	Warrant in Debt	WD	187	▲	+74.8%	+80
	Garnishment	GA	61	▼	-14.1%	-10
	Unlawful Detainer	UD	18	▼	-18.2%	-4
	Admin License	AL	14	▲	+7.7%	+1
	Impoundment	IM	11	▲	+22.2%	+2
	Protective Order	PO	10	▲	+100.0%	+5
	Other	OT	8	▲	+33.3%	+2
	Preliminary Protective Order	PP	8	▲	+60.0%	+3
	Detinue	DT	2	▲	-	+2
	Abstract	AJ	1	↔	-	-
	Motion for Judgment	MJ	1	▼	-75.0%	-3
	Tenants Assertion	TA	1	▲	-	+1
	Petition-Restore Arms	PR	0	▼	-100.0%	-1
	Zoning Violation	ZO	0	▼	-100.0%	-25
	Total			322	▲	19.7%
Civil Commitments	Temporary Detention Order	TD	3	▼	-66.7%	-6
	Emergency Custody Order	EC	1	▼	-50.0%	-1
	Other	OT	0	▼	-100.0%	-2
Total			4	▼	-69.2%	-9
GRAND TOTAL			1,742	▲	27.5%	+376

Dispositions by Major Case Category**

Category	Summary	Change	% Change	Absolute Change
Felony	72	▲	+176.9%	+46
Garnishment	61	▼	-14.1%	-10
General Civil	191	▲	+70.5%	+79
Infraction/Civil Violation	995	▲	+41.5%	+292
Involuntary Civil Commitments	0	▼	-100.0%	-2
Landlord /Tenant	19	▲	-13.6%	-3
Misdemeanor	297	▼	-4.5%	-14
Other	89	▼	-18.3%	-20
Protective Orders	18	▲	+80.0%	+8
GRAND TOTAL	1,742	▲	27.5%	+376

* Compared to same time period as previous year
 5/15/2024 1:01:45PM

** Case Type Categories are defined in the 2017 Virginia Judicial Workload Assessment
 Source: SCV-SQL-Information

2024 Overall GRAND TOTAL		Distribution of Caseload			Change*		Percentage (%) of Caseload		
27,167	-2,180 -7.4%	Criminal	3,938	14%	-4.3% ▼	-178	Criminal	2023 14.0%	2024 14.5%
2024		Traffic	10,857	40%	-25.0% ▼	-3,614	Traffic	49.3%	40.0%
2023		Civil	12,217	45%	15.5% ▲	+1,644	Civil	36.0%	45.0%
		Civil Commitments	155	1%	-17.1% ▼	-32	Civil Commitments	0.6%	0.6%
		GRAND TOTAL	27,167	100%	-7.4% ▼	-2,180	GRAND TOTAL	100%	100%

Dispositions by Division & Code

Division	Case Type Description	Code	Summary	Change	% Change	Absolute Change
Criminal	Misdemeanor	M	1,995	▲	+0.5%	+10
	Felony	F	1,169	▼	-10.1%	-132
	Capias	CA	551	▼	-9.2%	-56
	Show Cause	SC	184	▲	+17.9%	+28
	Civil Violation	CV	32	▼	-48.4%	-30
	Motion	MO	6	▲	+20.0%	+1
	Restricted Operators License	RL	1	▲	-	+1
	Total			3,938	▼	-4.3%
Traffic	Infraction	I	5,994	▼	-30.5%	-2,625
	Misdemeanor	M	3,959	▼	-17.8%	-858
	Capias	CA	399	▼	-18.6%	-91
	Show Cause	SC	235	▲	+1.7%	+4
	Felony	F	122	▲	+8.9%	+10
	Motion	MO	63	▼	-26.7%	-23
	Civil Violation	CV	57	▼	-37.4%	-34
	Restricted Operators License	RL	28	▲	+16.7%	+4
	Other	O	0	▼	-100.0%	-1
Total			10,857	▼	-25.0%	-3,614
Civil	Warrant in Debt	WD	5,060	▲	+39.5%	+1,434
	Garnishment	GA	3,153	▲	+6.3%	+187
	Unlawful Detainer	UD	2,669	▲	+4.3%	+109
	Other	OT	310	▲	+0.6%	+2
	Preliminary Protective Order	PP	173	▼	-1.1%	-2
	Admin License	AL	168	▼	-34.6%	-89
	Protective Order	PO	168	▼	-2.9%	-5
	Show Cause	SC	145	▲	+4.3%	+6
	Motion for Judgment	MJ	82	▲	+20.6%	+14
	Abstract	AJ	79	▼	-7.1%	-6
	Interrogatory	IN	68	▲	+47.8%	+22
	Impoundment	IM	36	▲	+63.6%	+14
	Bond Forfeiture	BF	33	▼	-49.2%	-32
	Detinue	DT	31	▼	-20.5%	-8
	Interrogatory-Not	IC	17	▲	+54.5%	+6
	Counter Claim	CC	9	▲	+12.5%	+1
	Tenants Assertion	TA	5	▼	-28.6%	-2
	Capias	CA	4	▼	-63.6%	-7
	Petition-Restore Arms	PR	4	▼	-42.9%	-3
	Cross Claim	CR	1	▲	-	+1
Petition to Require Blood Test	BT	1	▲	-	+1	
Third Party Claim	TH	1	▲	-	+1	
Total			12,217	▲	15.5%	+1,644
Civil Commitments	Temporary Detention Order	TD	115	▼	-5.0%	-6
	Emergency Custody Order	EC	37	▼	-42.2%	-27
	Mental Commitment	MC	2	▲	-	+2
	Medical Emergency Temporary Detention Order	MT	1	▲	-	+1
	Medical Emergency Custody Order	ME	0	▼	-100.0%	-2
Total			155	▼	-17.1%	-32
GRAND TOTAL			27,167	▼	-7.4%	-2,180

* Compared to same time period as previous year
 5/15/2024 1:01:45PM

** Case Type Categories are defined in the 2017 Virginia Judicial Workload Assessment
 Source: SCV-SQL-Information

CPSS - GCMS CASELOAD STATISTICS OF THE GENERAL DISTRICT COURTS
 January 2024 thru April 2024 Dispositions (Compared to January 2023 thru April 2023)

Dispositions by Major Case Category**

Category	Summary	Change	% Change	Absolute Change
Felony	1,291	▼	-8.6%	-122
Garnishment	3,221	▲	+6.9%	+209
General Civil	5,265	▲	+38.4%	+1,462
Infraction/Civil Violation	6,083	▼	-30.7%	-2,690
Landlord /Tenant	2,674	▼	+4.2%	+107
Misdemeanor	5,983	▲	-12.3%	-843
Other	2,309	▲	-11.4%	-296
Protective Orders	341	▼	-2.0%	-7
GRAND TOTAL	27,167	▼	-7.4%	-2,180

* Compared to same time period as previous year
 5/15/2024 1:01:45PM

** Case Type Categories are defined in the 2017 Virginia Judicial Workload Assessment
 Source: SCV-SQL-Information

2024 Overall GRAND TOTAL		Distribution of Caseload			Change*		Percentage (%) of Caseload		
2,846	-309 -9.8%	Criminal	803	28%	4.2% ▲	+32	Criminal	2023 24.4%	2024 28.2%
2024		Traffic	1,216	43%	-17.3% ▼	-255	Traffic	46.6%	42.7%
2023		Civil	804	28%	-10.5% ▼	-94	Civil	28.5%	28.3%
		Civil Commitments	23	1%	53.3% ▲	+8	Civil Commitments	0.5%	0.8%
		GRAND TOTAL	2,846	100%	-9.8% ▼	-309	GRAND TOTAL	100%	100%

Dispositions by Division & Code

Division	Case Type Description	Code	Summary	Change	% Change	Absolute Change
Criminal	Misdemeanor	M	384	▼	-10.5%	-45
	Felony	F	221	▲	+36.4%	+59
	Capias	CA	139	▲	+11.2%	+14
	Show Cause	SC	44	▲	+10.0%	+4
	Civil Violation	CV	15	↔		-
	Total			803	▲	4.2%
Traffic	Infraction	I	821	▼	-25.8%	-285
	Misdemeanor	M	338	▲	+0.6%	+2
	Capias	CA	37	▲	+94.7%	+18
	Show Cause	SC	11	▲	+83.3%	+5
	Felony	F	8	▲	+700.0%	+7
	Other	O	1	↔		-
	Civil Violation	CV	0	▼	-100.0%	-1
	Restricted Operators License	RL	0	▼	-100.0%	-1
Total			1,216	▼	-17.3%	-255
Civil	Warrant in Debt	WD	307	▼	-16.1%	-59
	Garnishment	GA	222	▼	-5.9%	-14
	Unlawful Detainer	UD	186	▲	+4.5%	+8
	Other	OT	19	▲	-13.6%	-3
	Admin License	AL	16	▼	-27.3%	-6
	Motion for Judgment	MJ	11	▲	+83.3%	+5
	Preliminary Protective Order	PP	9	▼	-30.8%	-4
	Protective Order	PO	7	▼	-36.4%	-4
	Abstract	AJ	6	▼	-45.5%	-5
	Bond Forfeiture	BF	6	▲	+20.0%	+1
	Detinue	DT	3	▼	-84.2%	-16
	Impoundment	IM	3	▼	-25.0%	-1
	Interrogatory	IN	3	▲	-	+3
	Show Cause	SC	3	▼	-40.0%	-2
	Interrogatory-Not	IC	1	▲	-	+1
	Petition-Restore Arms	PR	1	▲	-	+1
Tenants Assertion	TA	1	▲	-	+1	
Total			804	▼	-10.5%	-94
Civil Commitments	Temporary Detention Order	TD	14	▲	+55.6%	+5
	Emergency Custody Order	EC	9	▲	+50.0%	+3
	Total			23	▲	53.3%
GRAND TOTAL			2,846	▼	-9.8%	-309

Dispositions by Major Case Category**

Category	Summary	Change	% Change	Absolute Change
Felony	229	▲	+40.5%	+66
Garnishment	225	▲	-4.7%	-11
General Civil	323	▲	-17.4%	-68
Infraction/Civil Violation	837	▼	-25.5%	-286
Landlord /Tenant	187	▲	+5.1%	+9
Misdemeanor	722	▼	-5.7%	-44
Other	307	▲	+12.0%	+33

* Compared to same time period as previous year

** Case Type Categories are defined in the 2017 Virginia Judicial Workload Assessment

CPSS - GCMS CASELOAD STATISTICS OF THE GENERAL DISTRICT COURTS
January 2024 thru April 2024 Dispositions (Compared to January 2023 thru April 2023)

Protective Orders	16	▼	-33.3%	-8
GRAND TOTAL	2,846	▼	-9.8%	-309

* Compared to same time period as previous year
5/15/2024 1:01:45PM

** Case Type Categories are defined in the 2017 Virginia Judicial Workload Assessment
Source: SCV-SQL-Information

2024 Overall GRAND TOTAL		Distribution of Caseload			Change*		Percentage (%) of Caseload		
30,535	+6,595 27.5%	Criminal	3,150	10%	-1.9% ▼	-60	Criminal	2023 13.4%	2024 10.3%
2024		Traffic	11,234	37%	63.4% ▲	+4,359	Traffic	28.7%	36.8%
2023		Civil	15,092	49%	16.2% ▲	+2,109	Civil	54.2%	49.4%
		Civil Commitments	1,059	3%	21.4% ▲	+187	Civil Commitments	3.6%	3.5%
		GRAND TOTAL	30,535	100%	27.5% ▲	+6,595	GRAND TOTAL	100%	100%

Dispositions by Division & Code

Division	Case Type Description	Code	Summary	Change	% Change	Absolute Change
Criminal	Misdemeanor	M	1,758	▼	-2.9%	-52
	Felony	F	848	▼	-2.0%	-17
	Capias	CA	409	▼	+27.0%	+87
	Show Cause	SC	95	▼	-5.0%	-5
	Civil Violation	CV	39	▼	-65.5%	-74
	Restricted Operators License	RL	1	▲	-	+1
	Total			3,150	▼	-1.9%
Traffic	Infraction	I	8,490	▲	+95.8%	+4,153
	Misdemeanor	M	2,385	▼	+16.9%	+345
	Other	O	148	▼	-54.9%	-180
	Capias	CA	87	▼	+8.8%	+7
	Felony	F	56	▲	+64.7%	+22
	Show Cause	SC	47	▲	+34.3%	+12
	Restricted Operators License	RL	21	↔	-	-
Total			11,234	▲	63.4%	+4,359
Civil	Warrant in Debt	WD	4,999	▼	+40.6%	+1,444
	Unlawful Detainer	UD	4,566	▲	+0.3%	+12
	Garnishment	GA	4,153	▲	+17.4%	+615
	Other	OT	448	▼	-7.6%	-37
	Motion for Judgment	MJ	204	▼	+5.2%	+10
	Preliminary Protective Order	PP	186	▲	+20.8%	+32
	Show Cause	SC	175	▲	+14.4%	+22
	Detinue	DT	112	▲	+6.7%	+7
	Interrogatory	IN	68	▲	+100.0%	+34
	Protective Order	PO	55	▼	+61.8%	+21
	Abstract	AJ	49	▼	-43.0%	-37
	Tenants Assertion	TA	29	▼	-31.0%	-13
	Counter Claim	CC	19	▲	+72.7%	+8
	Admin License	AL	8	▼	-63.6%	-14
	Capias	CA	8	▲	+100.0%	+4
	Petition-Restore Arms	PR	6	↔	-	-
	Impoundment	IM	3	▲	-	+3
	Cross Claim	CR	1	▲	-	+1
	Interrogatory-Not	IC	1	▲	-50.0%	-1
	Mechanic's Lien	ML	1	▲	-	+1
	Third Party Claim	TH	1	▲	-	+1
Bond Forfeiture	BF	0	▼	-100.0%	-2	
Restricted Operators License	RL	0	▼	-100.0%	-2	
Total			15,092	▲	16.2%	+2,109
Civil Commitments	Mental Commitment	MC	565	▲	+19.7%	+93
	Temporary Detention Order	TD	430	▲	+22.9%	+80
	Emergency Custody Order	EC	64	▲	+28.0%	+14
	Total			1,059	▲	21.4%
GRAND TOTAL			30,535	▲	27.5%	+6,595

* Compared to same time period as previous year
 5/15/2024 1:01:45PM

** Case Type Categories are defined in the 2017 Virginia Judicial Workload Assessment
 Source: SCV-SQL-Information

Dispositions by Major Case Category**

Category	Summary	Change	% Change	Absolute Change
Felony	904	▼	+0.6%	+5
Garnishment	4,221	▲	+18.2%	+649
General Civil	5,530	▲	+33.8%	+1,398
Infraction/Civil Violation	8,677	▲	+81.6%	+3,899
Landlord /Tenant	4,595	▼	0.0%	-1
Misdemeanor	4,165	▲	+7.5%	+292
Other	2,202	▲	+15.8%	+300
Protective Orders	241	▼	+28.2%	+53
GRAND TOTAL	30,535	▲	27.5%	+6,595

2024 Overall GRAND TOTAL		Distribution of Caseload			Change*		Percentage (%) of Caseload		
37,174	+3,600 10.7%	Criminal	4,606	12%	12.1% ▲	+497	Criminal	2023 12.2%	2024 12.4%
2024		Traffic	18,863	51%	10.0% ▲	+1,717	Traffic	51.1%	50.7%
2023		Civil	13,338	36%	12.1% ▲	+1,438	Civil	35.4%	35.9%
		Civil Commitments	367	1%	-12.4% ▼	-52	Civil Commitments	1.2%	1.0%
		GRAND TOTAL	37,174	100%	10.7% ▲	+3,600	GRAND TOTAL	100%	100%

Dispositions by Division & Code

Division	Case Type Description	Code	Summary	Change	% Change	Absolute Change	
Criminal	Misdemeanor	M	2,407	▲	+15.3%	+320	
	Felony	F	1,190	▼	-3.3%	-40	
	Capias	CA	750	▲	+36.9%	+202	
	Show Cause	SC	198	▲	+2.1%	+4	
	Civil Violation	CV	61	▲	+22.0%	+11	
	Total			4,606	▲	12.1%	+497
Traffic	Infraction	I	14,324	▲	+7.7%	+1,021	
	Misdemeanor	M	4,241	▲	+18.0%	+648	
	Capias	CA	168	▲	+20.9%	+29	
	Show Cause	SC	53	▲	+12.8%	+6	
	Felony	F	52	▲	+20.9%	+9	
	Restricted Operators License	RL	25	▲	+31.6%	+6	
	Civil Violation	CV	0	▼	-100.0%	-2	
	Total			18,863	▲	10.0%	+1,717
Civil	Warrant in Debt	WD	5,024	▲	+21.4%	+884	
	Unlawful Detainer	UD	3,817	▲	+9.6%	+333	
	Garnishment	GA	3,466	▲	+6.7%	+217	
	Admin License	AL	167	▲	+10.6%	+16	
	Preliminary Protective Order	PP	146	▲	+27.0%	+31	
	Protective Order	PO	119	▲	+21.4%	+21	
	Other	OT	113	▼	-11.7%	-15	
	Abstract	AJ	108	▼	-25.0%	-36	
	Motion for Judgment	MJ	100	▲	+17.6%	+15	
	Detinue	DT	89	▼	-7.3%	-7	
	Show Cause	SC	45	▼	-23.7%	-14	
	Interrogatory	IN	39	▲	+2.6%	+1	
	Impoundment	IM	28	▲	+40.0%	+8	
	Bond Forfeiture	BF	18	▼	-28.0%	-7	
	Tenants Assertion	TA	17	▼	-22.7%	-5	
	Overweight	OC	11	▲	+175.0%	+7	
	Counter Claim	CC	10	▼	-52.4%	-11	
	Interrogatory-Not	IC	10	▲	+42.9%	+3	
	Petition-Restore Arms	PR	5	▼	-44.4%	-4	
	Capias	CA	2	↔	-	-	
	Restricted Operators License	RL	2	↔	-	-	
	Cross Claim	CR	1	▲	-	+1	
	Emergency Substantial Risk Order	SR	1	▲	-	+1	
	Third Party Claim	TH	0	▼	-100.0%	-1	
	Total			13,338	▲	12.1%	+1,438
	Civil Commitments	Temporary Detention Order	TD	208	↔	-	-
Mental Commitment		MC	133	▼	-15.8%	-25	
Emergency Custody Order		EC	19	▼	-24.0%	-6	
Other		OT	5	▼	-79.2%	-19	
Medical Emergency Temporary Detention Order		MT	2	▼	-50.0%	-2	
Total			367	▼	-12.4%	-52	
GRAND TOTAL			37,174	▲	10.7%	+3,600	

* Compared to same time period as previous year
 5/15/2024 1:01:45PM

** Case Type Categories are defined in the 2017 Virginia Judicial Workload Assessment
 Source: SCV-SQL-Information

CPSS - GCMS CASELOAD STATISTICS OF THE GENERAL DISTRICT COURTS
 January 2024 thru April 2024 Dispositions (Compared to January 2023 thru April 2023)

Dispositions by Major Case Category**

Category	Summary	Change	% Change	Absolute Change
Felony	1,242	▲	-2.4%	-31
Garnishment	3,505	▲	+6.6%	+218
General Civil	5,237	▼	+20.4%	+886
Infraction/Civil Violation	14,396	▲	+7.8%	+1,037
Involuntary Civil Commitments	5	▼	-79.2%	-19
Landlord /Tenant	3,834	▼	+9.4%	+328
Misdemeanor	6,675	▲	+17.1%	+974
New to Workload Study	1	▲	-	+1
Other	2,014	▲	+8.3%	+154
Protective Orders	265	▲	+24.4%	+52
GRAND TOTAL	37,174	▲	10.7%	+3,600

* Compared to same time period as previous year
 5/15/2024 1:01:45PM

** Case Type Categories are defined in the 2017 Virginia Judicial Workload Assessment
 Source: SCV-SQL-Information

2024 Overall GRAND TOTAL		Distribution of Caseload			Change*		Percentage (%) of Caseload		
3,528	+254 7.8%	Criminal	577	16%	89.2% ▲	+272	Criminal	2023 9.3%	2024 16.4%
2024	↑	Traffic	2,324	66%	-3.7% ▼	-90	Traffic	73.7%	65.9%
2023		Civil	601	17%	15.6% ▲	+81	Civil	15.9%	17.0%
		Civil Commitments	26	1%	-25.7% ▼	-9	Civil Commitments	1.1%	0.7%
		GRAND TOTAL	3,528	100%	7.8% ▲	+254	GRAND TOTAL	100%	100%

Dispositions by Division & Code

Division	Case Type Description	Code	Summary	Change	% Change	Absolute Change
Criminal	Misdemeanor	M	343	▲	+78.6%	+151
	Felony	F	111	▲	+52.1%	+38
	Capias	CA	97	▲	+385.0%	+77
	Civil Violation	CV	13	↔		-
	Show Cause	SC	13	▲	+85.7%	+6
	Total			577	▲	89.2%
Traffic	Infraction	I	1,770	▼	-11.6%	-233
	Misdemeanor	M	464	▲	+22.1%	+84
	Capias	CA	75	▲	+240.9%	+53
	Felony	F	9	▲	+200.0%	+6
	Show Cause	SC	6	↔		-
	Total			2,324	▼	-3.7%
Civil	Warrant in Debt	WD	323	▲	+29.7%	+74
	Garnishment	GA	145	▲	+8.2%	+11
	Unlawful Detainer	UD	48	▼	-9.4%	-5
	Other	OT	25	▲		-
	Admin License	AL	11	▼	-21.4%	-3
	Protective Order	PO	11	▲	+57.1%	+4
	Preliminary Protective Order	PP	10	▼	-28.6%	-4
	Abstract	AJ	8	▲	+100.0%	+4
	Interrogatory	IN	7	▲	+75.0%	+3
	Show Cause	SC	7	↔		-
	Detinue	DT	4	▲	+100.0%	+2
	Capias	CA	1	▲	-	+1
	Petition-Restore Arms	PR	1	▲	-	+1
	Counter Claim	CC	0	▼	-100.0%	-1
	Impoundment	IM	0	▼	-100.0%	-5
	Overweight	OC	0	▼	-100.0%	-1
Total			601	▲	15.6%	+81
Civil Commitments	Temporary Detention Order	TD	21	▼	-12.5%	-3
	Emergency Custody Order	EC	5	▼	-54.5%	-6
	Total		26	▼	-25.7%	-9
GRAND TOTAL			3,528	▲	7.8%	+254

Dispositions by Major Case Category**

Category	Summary	Change	% Change	Absolute Change
Felony	120	▲	+57.9%	+44
Garnishment	152	▲	+10.1%	+14
General Civil	329	▲	+31.1%	+78
Infraction/Civil Violation	1,783	▼	-11.6%	-234
Landlord /Tenant	48	▼	-9.4%	-5
Misdemeanor	807	▲	+41.1%	+235
Other	268	▲	+83.6%	+122
Protective Orders	21	▲		0
GRAND TOTAL	3,528	▲	7.8%	+254

2024 Overall GRAND TOTAL		Distribution of Caseload			Change*		Percentage (%) of Caseload		
2,324	+270 13.1%	Criminal	153	7%	-21.5% ▼	-42	Criminal	2023 9.5%	2024 6.6%
2024	↑	Traffic	1,843	79%	20.9% ▲	+319	Traffic	74.2%	79.3%
2023		Civil	322	14%	-2.7% ▲	-9	Civil	16.1%	13.9%
		Civil Commitments	6	0%	50.0% ▲	+2	Civil Commitments	0.2%	0.3%
		GRAND TOTAL	2,324	100%	13.1% ▲	+270	GRAND TOTAL	100%	100%

Dispositions by Division & Code

Division	Case Type Description	Code	Summary	Change	% Change	Absolute Change
Criminal	Misdemeanor	M	123	▼	-1.6%	-2
	Felony	F	13	▼	-75.0%	-39
	Civil Violation	CV	6	↔		-
	Show Cause	SC	6	↔		-
	Capias	CA	5	▼	-16.7%	-1
	Total			153	▼	-21.5%
Traffic	Infraction	I	1,588	▲	+22.2%	+288
	Misdemeanor	M	244	▲	+16.2%	+34
	Show Cause	SC	5	▲	+400.0%	+4
	Capias	CA	3	▲	+50.0%	+1
	Felony	F	2	▼	-80.0%	-8
	Civil Violation	CV	1	↔		-
	Total			1,843	▲	20.9%
Civil	Warrant in Debt	WD	105	▲	+14.1%	+13
	Garnishment	GA	83	▲	+23.9%	+16
	Detinue	DT	61	▲	+7.0%	+4
	Unlawful Detainer	UD	35	▼	-22.2%	-10
	Other	OT	16	▼	-56.8%	-21
	Admin License	AL	7	▲	+250.0%	+5
	Impoundment	IM	7	▲	+16.7%	+1
	Abstract	AJ	3	▲	-	+3
	Protective Order	PO	3	▼	-57.1%	-4
	Show Cause	SC	2	▼	-87.5%	-14
	Preliminary Protective Order	PP	0	▼	-100.0%	-2
Total			322	▼	-2.7%	-9
Civil Commitments	Emergency Custody Order	EC	3	▲	+200.0%	+2
	Temporary Detention Order	TD	3	↔		-
	Total		6	▲	50.0%	+2
GRAND TOTAL			2,324	▲	13.1%	+270

Dispositions by Major Case Category**

Category	Summary	Change	% Change	Absolute Change
Felony	15	▼	-75.8%	-47
Garnishment	83	▲	+23.9%	+16
General Civil	169	▼	-1.2%	-2
Infraction/Civil Violation	1,595	▲	+22.0%	+288
Landlord /Tenant	35	▼	-22.2%	-10
Misdemeanor	367	▲	+9.6%	+32
Other	57	▲	-1.7%	-1
Protective Orders	3	▼	-66.7%	-6
GRAND TOTAL	2,324	▲	13.1%	+270

* Compared to same time period as previous year
 5/15/2024 1:01:45PM

** Case Type Categories are defined in the 2017 Virginia Judicial Workload Assessment
 Source: SCV-SQL-Information

2024 Overall GRAND TOTAL		Distribution of Caseload			Change*		Percentage (%) of Caseload		
6,130	+137 2.3%	Criminal	996	16%	2.5% ▲	+24	Criminal	2023 16.2%	2024 16.2%
2024	↑	Traffic	2,468	40%	-12.0% ▼	-338	Traffic	46.8%	40.3%
2023		Civil	2,270	37%	26.2% ▲	+471	Civil	30.0%	37.0%
		Civil Commitments	396	6%	-4.8% ▼	-20	Civil Commitments	6.9%	6.5%
		GRAND TOTAL	6,130	100%	2.3% ▲	+137	GRAND TOTAL	100%	100%

Dispositions by Division & Code

Division	Case Type Description	Code	Summary	Change	% Change	Absolute Change
Criminal	Misdemeanor	M	653	▲	+16.2%	+91
	Felony	F	216	▼	-15.3%	-39
	Capias	CA	72	▼	-16.3%	-14
	Show Cause	SC	34	▼	-20.9%	-9
	Civil Violation	CV	21	▼	-19.2%	-5
	Total			996	▲	2.5%
Traffic	Infraction	I	1,921	▼	-17.1%	-397
	Misdemeanor	M	497	▲	+8.0%	+37
	Capias	CA	30	▲	+50.0%	+10
	Felony	F	11	▲	+1,000.0%	+10
	Show Cause	SC	5	↔		-
	Restricted Operators License	RL	4	▲	+100.0%	+2
	Total			2,468	▼	-12.0%
Civil	Warrant in Debt	WD	1,150	▲	+52.1%	+394
	Garnishment	GA	481	▲	+2.3%	+11
	Unlawful Detainer	UD	341	▲	+14.0%	+42
	Admin License	AL	59	▲	+31.1%	+14
	Bond Forfeiture	BF	49	▲	+36.1%	+13
	Other	OT	43	▼	-20.4%	-11
	Show Cause	SC	35	▲	+75.0%	+15
	Impoundment	IM	34	▲	+30.8%	+8
	Abstract	AJ	21	▼	-4.5%	-1
	Preliminary Protective Order	PP	20	▼	-28.6%	-8
	Detinue	DT	16	▼	-40.7%	-11
	Protective Order	PO	12	▲	+9.1%	+1
	Interrogatory	IN	6	▲	+100.0%	+3
	Capias	CA	2	▲	-	+2
	Counter Claim	CC	1	▲	-	+1
	Motion for Judgment	MJ	0	▼	-100.0%	-1
	Petition-Restore Arms	PR	0	▼	-100.0%	-1
Total			2,270	▲	26.2%	+471
Civil Commitments	Mental Commitment	MC	233	▼	-7.2%	-18
	Other	OT	67	▲	+28.8%	+15
	Temporary Detention Order	TD	51	▼	-15.0%	-9
	Emergency Custody Order	EC	44	▼	-15.4%	-8
	Medical Emergency Temporary Detention Order	MT	1	▲	-	+1
	Petition	PT	0	▼	-100.0%	-1
Total			396	▼	-4.8%	-20
GRAND TOTAL			6,130	▲	2.3%	+137

Dispositions by Major Case Category**

Category	Summary	Change	% Change	Absolute Change
Felony	227	▲	-11.3%	-29
Garnishment	487	▲	+3.0%	+14
General Civil	1,179	▼	+47.6%	+380
Infraction/Civil Violation	1,942	▼	-17.2%	-402
Involuntary Civil Commitments	67	▼	+26.4%	+14
Landlord /Tenant	341	▲	+14.0%	+42

CPSS - GCMS CASELOAD STATISTICS OF THE GENERAL DISTRICT COURTS
 January 2024 thru April 2024 Dispositions (Compared to January 2023 thru April 2023)

Misdemeanor	1,154	▲	+12.7%	+130
Other	701	▲	-0.7%	-5
Protective Orders	32	▼	-17.9%	-7
GRAND TOTAL	6,130	▲	2.3%	+137

* Compared to same time period as previous year
 5/15/2024 1:01:45PM

** Case Type Categories are defined in the 2017 Virginia Judicial Workload Assessment
 Source: SCV-SQL-Information

2024 Overall GRAND TOTAL		Distribution of Caseload			Change*		Percentage (%) of Caseload		
8,355	+1,528 22.4%	Criminal	1,251	15%	18.2% ▲	+193	Criminal	2023 15.5%	2024 15.0%
2024		Traffic	5,024	60%	25.6% ▲	+1,025	Traffic	58.6%	60.1%
2023		Civil	2,047	25%	17.8% ▲	+309	Civil	25.5%	24.5%
		Civil Commitments	33	0%	3.1% ▲	+1	Civil Commitments	0.5%	0.4%
		GRAND TOTAL	8,355	100%	22.4% ▲	+1,528	GRAND TOTAL	100%	100%

Dispositions by Division & Code

Division	Case Type Description	Code	Summary	Change	% Change	Absolute Change
Criminal	Misdemeanor	M	712	▲	+25.4%	+144
	Felony	F	343	▼	-1.2%	-4
	Capias	CA	126	▲	+41.6%	+37
	Show Cause	SC	42	▲	+20.0%	+7
	Civil Violation	CV	28	▲	+47.4%	+9
	Total			1,251	▲	18.2%
Traffic	Infraction	I	3,142	▲	+19.3%	+508
	Misdemeanor	M	1,770	▲	+39.8%	+504
	Capias	CA	77	▲	+57.1%	+28
	Felony	F	19	▼	-20.8%	-5
	Show Cause	SC	10	▲	+25.0%	+2
	Restricted Operators License	RL	6	▼	-64.7%	-11
	Civil Violation	CV	0	▼	-100.0%	-1
	Total			5,024	▲	25.6%
Civil	Warrant in Debt	WD	940	▲	+37.8%	+258
	Garnishment	GA	577	▼	-7.5%	-47
	Unlawful Detainer	UD	186	▲	+24.0%	+36
	Other	OT	52	▲	+40.5%	+15
	Admin License	AL	49	▲	+36.1%	+13
	Show Cause	SC	48	▲	+26.3%	+10
	Bond Forfeiture	BF	44	▼	-6.4%	-3
	Preliminary Protective Order	PP	44	▲	+33.3%	+11
	Protective Order	PO	28	▼	-3.4%	-1
	Impoundment	IM	23	▲	+15.0%	+3
	Abstract	AJ	18	▲	+63.6%	+7
	Motion for Judgment	MJ	14	▲	+7.7%	+1
	Detinue	DT	11	▲	+22.2%	+2
	Interrogatory	IN	11	▲	+83.3%	+5
	Tenants Assertion	TA	2	▲	+100.0%	+1
	Counter Claim	CC	0	▼	-100.0%	-1
	Mechanic's Lien	ML	0	▼	-100.0%	-1
Total			2,047	▲	17.8%	+309
Civil Commitments	Temporary Detention Order	TD	24	↔		-
	Emergency Custody Order	EC	6	▼	-14.3%	-1
	Mental Commitment	MC	3	▲	+200.0%	+2
	Total			33	▲	3.1%
GRAND TOTAL			8,355	▲	22.4%	+1,528

Dispositions by Major Case Category**

Category	Summary	Change	% Change	Absolute Change
Felony	362	▼	-2.4%	-9
Garnishment	588	▲	-6.7%	-42
General Civil	973	▼	+36.7%	+261
Infraction/Civil Violation	3,170	▼	+19.4%	+516
Landlord /Tenant	188	▲	+24.5%	+37
Misdemeanor	2,488	▲	+34.4%	+637
Other	514	▲	+29.8%	+118

* Compared to same time period as previous year

** Case Type Categories are defined in the 2017 Virginia Judicial Workload Assessment

CPSS - GCMS CASELOAD STATISTICS OF THE GENERAL DISTRICT COURTS
January 2024 thru April 2024 Dispositions (Compared to January 2023 thru April 2023)

Protective Orders	72	▲	+16.1%	+10
<i>GRAND TOTAL</i>	<u>8,355</u>	▲	22.4%	+1,528

* Compared to same time period as previous year
5/15/2024 1:01:45PM

** Case Type Categories are defined in the 2017 Virginia Judicial Workload Assessment
Source: SCV-SQL-Information

2024 Overall GRAND TOTAL		Distribution of Caseload			Change*		Percentage (%) of Caseload		
2,347	-932 -28.4%	Criminal	363	15%	23.5% ▲	+69	Criminal	2023 9.0%	2024 15.5%
2024		Traffic	1,605	68%	-38.8% ▼	-1,019	Traffic	80.0%	68.4%
2023		Civil	370	16%	9.1% ▲	+31	Civil	10.3%	15.8%
		Civil Commitments	9	0%	-59.1% ▼	-13	Civil Commitments	0.7%	0.4%
		GRAND TOTAL	2,347	100%	-28.4% ▼	-932	GRAND TOTAL	100%	100%

Dispositions by Division & Code

Division	Case Type Description	Code	Summary	Change	% Change	Absolute Change
Criminal	Misdemeanor	M	207	▲	+10.7%	+20
	Felony	F	69	▲	+53.3%	+24
	Civil Violation	CV	34	▲	+3.0%	+1
	Capias	CA	31	▲	+72.2%	+13
	Show Cause	SC	22	▲	+100.0%	+11
	Total			363	▲	23.5%
Traffic	Infraction	I	1,280	▼	-43.8%	-998
	Misdemeanor	M	293	▼	-10.9%	-36
	Capias	CA	15	▲	+36.4%	+4
	Felony	F	13	▲	+160.0%	+8
	Show Cause	SC	3	▲	+200.0%	+2
	Restricted Operators License	RL	1	▲	-	+1
	Total			1,605	▼	-38.8%
Civil	Warrant in Debt	WD	137	▲	+5.4%	+7
	Garnishment	GA	80	↔		-
	Unlawful Detainer	UD	59	▲	+20.4%	+10
	Admin License	AL	33	▲	+32.0%	+8
	Other	OT	11	▼	-42.1%	-8
	Overweight	OC	10	▲	+233.3%	+7
	Impoundment	IM	6	▲	+50.0%	+2
	Preliminary Protective Order	PP	6	▼	-33.3%	-3
	Show Cause	SC	6	▼	-33.3%	-3
	Abstract	AJ	5	▲	+150.0%	+3
	Protective Order	PO	5	▲	+66.7%	+2
	Detinue	DT	3	▲	+200.0%	+2
	Interrogatory	IN	3	▲	+50.0%	+1
	Motion for Judgment	MJ	3	▲	+200.0%	+2
	Capias	CA	1	▲	-	+1
	Petition-Restore Arms	PR	1	▲	-	+1
	Tenants Assertion	TA	1	▼	-50.0%	-1
Total			370	▲	9.1%	+31
Civil Commitments	Temporary Detention Order	TD	6	▼	-62.5%	-10
	Emergency Custody Order	EC	3	▼	-50.0%	-3
	Total			9	▼	-59.1%
GRAND TOTAL			2,347	▼	-28.4%	-932

Dispositions by Major Case Category**

Category	Summary	Change	% Change	Absolute Change
Felony	82	▲	+64.0%	+32
Garnishment	83	▲	+1.2%	+1
General Civil	145	▲	+8.2%	+11
Infraction/Civil Violation	1,324	▲	-42.8%	-990
Landlord /Tenant	60	▼	+17.6%	+9
Misdemeanor	501	▲	-2.9%	-15
Other	141	▲	+17.5%	+21
Protective Orders	11	▲	-8.3%	-1
GRAND TOTAL	2,347	▼	-28.4%	-932

* Compared to same time period as previous year
 5/15/2024 1:01:45PM

** Case Type Categories are defined in the 2017 Virginia Judicial Workload Assessment
 Source: SCV-SQL-Information

2024 Overall GRAND TOTAL		Distribution of Caseload			Change*		Percentage (%) of Caseload		
893	-161 -15.3%	Criminal	187	21%	16.1% ▲	+26	Criminal	2023 15.3%	2024 20.9%
2024		Traffic	488	55%	-28.0% ▼	-190	Traffic	64.3%	54.6%
2023		Civil	198	22%	3.7% ▲	+7	Civil	18.1%	22.2%
		Civil Commitments	20	2%	-16.7% ▼	-4	Civil Commitments	2.3%	2.2%
		GRAND TOTAL	893	100%	-15.3% ▼	-161	GRAND TOTAL	100%	100%

Dispositions by Division & Code

Division	Case Type Description	Code	Summary	Change	% Change	Absolute Change
Criminal	Misdemeanor	M	138	▲	+13.1%	+16
	Felony	F	26	▲	+18.2%	+4
	Capias	CA	15	▲	+66.7%	+6
	Civil Violation	CV	4	▲	+300.0%	+3
	Show Cause	SC	4	▼	-42.9%	-3
	Total			187	▲	16.1%
Traffic	Infraction	I	398	▼	-30.9%	-178
	Misdemeanor	M	75	▼	-23.5%	-23
	Capias	CA	7	▲	+250.0%	+5
	Show Cause	SC	4	▲	+300.0%	+3
	Felony	F	3	▲	-	+3
	Restricted Operators License	RL	1	↔	-	-
	Total			488	▼	-28.0%
Civil	Warrant in Debt	WD	87	▲	+3.6%	+3
	Garnishment	GA	45	▲	+15.4%	+6
	Unlawful Detainer	UD	23	▼	-4.2%	-1
	Admin License	AL	13	▼	-7.1%	-1
	Detinue	DT	11	▲	+450.0%	+9
	Preliminary Protective Order	PP	7	▲	+40.0%	+2
	Other	OT	6	▼	-62.5%	-10
	Interrogatory	IN	2	▲	+100.0%	+1
	Abstract	AJ	1	▲	-	+1
	Capias	CA	1	▲	-	+1
	Impoundment	IM	1	↔	-	-
	Tenants Assertion	TA	1	↔	-	-
	Overweight	OC	0	▼	-100.0%	-1
	Show Cause	SC	0	▼	-100.0%	-3
	Total			198	▲	3.7%
Civil Commitments	Mental Commitment	MC	10	▼	-28.6%	-4
	Temporary Detention Order	TD	7	↔	-	-
	Other	OT	2	↔	-	-
	Emergency Custody Order	EC	1	↔	-	-
	Total			20	▼	-16.7%
GRAND TOTAL			893	▼	-15.3%	-161

Dispositions by Major Case Category**

Category	Summary	Change	% Change	Absolute Change
Felony	29	▲	+31.8%	+7
Garnishment	47	▲	+17.5%	+7
General Civil	99	▲	+12.5%	+11
Infraction/Civil Violation	402	▲	-30.4%	-176
Involuntary Civil Commitments	2	↔	-	0
Landlord /Tenant	24	▼	-4.0%	-1
Misdemeanor	214	▼	-3.2%	-7
Other	69	▲	-5.5%	-4
Protective Orders	7	▲	+40.0%	+2

* Compared to same time period as previous year
 5/15/2024 1:01:45PM

** Case Type Categories are defined in the 2017 Virginia Judicial Workload Assessment
 Source: SCV-SQL-Information

CPSS - GCMS CASELOAD STATISTICS OF THE GENERAL DISTRICT COURTS
January 2024 thru April 2024 Dispositions (Compared to January 2023 thru April 2023)

<i>GRAND TOTAL</i>	893	▼	-15.3%	-161
---------------------------	------------	---	--------	------

* Compared to same time period as previous year
5/15/2024 1:01:45PM

** Case Type Categories are defined in the 2017 Virginia Judicial Workload Assessment
Source: SCV-SQL-Information

2024 Overall GRAND TOTAL		Distribution of Caseload		Change*		Percentage (%) of Caseload		
586	-115 -16.4%	Criminal	93 16%	-17.0% ▼	-19	Criminal	2023 16.0%	2024 15.9%
2024		Traffic	336 57%	-30.4% ▼	-147	Traffic	68.9%	57.3%
2023		Civil	153 26%	48.5% ▲	+50	Civil	14.7%	26.1%
		Civil Commitments	4 1%	33.3% ▲	+1	Civil Commitments	0.4%	0.7%
		GRAND TOTAL	586 100%	-16.4% ▼	-115	GRAND TOTAL	100%	100%

Dispositions by Division & Code

Division	Case Type Description	Code	Summary	Change	% Change	Absolute Change
Criminal	Misdemeanor	M	56	▼	-24.3%	-18
	Felony	F	14	▼	-50.0%	-14
	Show Cause	SC	11	▲	+450.0%	+9
	Capias	CA	7	▲	+75.0%	+3
	Civil Violation	CV	4	↔		-
	Motion	MO	1	▲	-	+1
	Total			93	▼	-17.0%
Traffic	Infraction	I	240	▼	-40.0%	-160
	Misdemeanor	M	93	▲	+17.7%	+14
	Capias	CA	1	▲	-	+1
	Felony	F	1	▼	-50.0%	-1
	Show Cause	SC	1	↔		-
	Restricted Operators License	RL	0	▼	-100.0%	-1
	Total			336	▼	-30.4%
Civil	Warrant in Debt	WD	79	▲	+146.9%	+47
	Garnishment	GA	33	▲	+10.0%	+3
	Unlawful Detainer	UD	11	▼	-31.3%	-5
	Other	OT	10	▲	+100.0%	+5
	Preliminary Protective Order	PP	4	▲	+100.0%	+2
	Protective Order	PO	4	▲	+300.0%	+3
	Bond Forfeiture	BF	3	▲	+50.0%	+1
	Abstract	AJ	2	▼	-33.3%	-1
	Impoundment	IM	2	▼	-33.3%	-1
	Interrogatory	IN	2	↔		-
	Admin License	AL	1	▼	-80.0%	-4
	Detinue	DT	1	▲	-	+1
	Show Cause	SC	1	↔		-
	Tenants Assertion	TA	0	▼	-100.0%	-1
Total			153	▲	48.5%	+50
Civil Commitments	Temporary Detention Order	TD	4	▲	+33.3%	+1
Total			4	▲	33.3%	+1
GRAND TOTAL			586	▼	-16.4%	-115

Dispositions by Major Case Category**

Category	Summary	Change	% Change	Absolute Change	
Felony	15	▼	-50.0%	-15	
Garnishment	35	▲	+9.4%	+3	
General Civil	80	▲	+142.4%	+47	
Infraction/Civil Violation	244	▼	-39.6%	-160	
Landlord /Tenant	11	▼	-35.3%	-6	
Misdemeanor	149	▼	-3.2%	-5	
Other	44	▲	+57.1%	+16	
Protective Orders	8	▲	+166.7%	+5	
GRAND TOTAL		586	▼	-16.4%	-115

* Compared to same time period as previous year
 5/15/2024 1:01:45PM

** Case Type Categories are defined in the 2017 Virginia Judicial Workload Assessment
 Source: SCV-SQL-Information

2024 Overall GRAND TOTAL		Distribution of Caseload			Change*		Percentage (%) of Caseload			
690	-97 -12.3%	Criminal	107	16%	-5.3%	▼	-6	Criminal	2023 14.4%	2024 15.5%
2024		Traffic	486	70%	-15.3%	▼	-88	Traffic	72.9%	70.4%
2023		Civil	94	14%	-4.1%	▼	-4	Civil	12.5%	13.6%
		Civil Commitments	3	0%	50.0%	▲	+1	Civil Commitments	0.3%	0.4%
		GRAND TOTAL	690	100%	-12.3%	▼	-97	GRAND TOTAL	100%	100%

Dispositions by Division & Code

Division	Case Type Description	Code	Summary	Change	% Change	Absolute Change
Criminal	Misdemeanor	M	59	▼	-7.8%	-5
	Felony	F	34	▲	+30.8%	+8
	Capias	CA	7	▼	-41.7%	-5
	Show Cause	SC	6	▲	+20.0%	+1
	Civil Violation	CV	1	▼	-83.3%	-5
	Total			107	▼	-5.3%
Traffic	Infraction	I	416	▼	-15.4%	-76
	Misdemeanor	M	70	▼	-10.3%	-8
	Capias	CA	0	▼	-100.0%	-1
	Civil Violation	CV	0	▼	-100.0%	-1
	Show Cause	SC	0	▼	-100.0%	-2
	Total			486	▼	-15.3%
Civil	Warrant in Debt	WD	31	▼	-18.4%	-7
	Garnishment	GA	27	▲	+17.4%	+4
	Unlawful Detainer	UD	19	▲	+11.8%	+2
	Other	OT	6	▼	-33.3%	-3
	Detinue	DT	3	▲	-	+3
	Admin License	AL	2	▼	-60.0%	-3
	Interrogatory	IN	2	▲	+100.0%	+1
	Preliminary Protective Order	PP	2	▼	-33.3%	-1
	Impoundment	IM	1	↔	-	-
	Motion for Judgment	MJ	1	▲	-	+1
	Show Cause	SC	0	▼	-100.0%	-1
	Total			94	▼	-4.1%
Civil Commitments	Temporary Detention Order	TD	3	▲	+50.0%	+1
Total			3	▲	50.0%	+1
GRAND TOTAL			690	▼	-12.3%	-97

Dispositions by Major Case Category**

Category	Summary	Change	% Change	Absolute Change	
Felony	34	▲	+30.8%	+8	
Garnishment	29	▲	+20.8%	+5	
General Civil	35	▲	-10.3%	-4	
Infraction/Civil Violation	417	▼	-16.4%	-82	
Landlord /Tenant	19	▲	+11.8%	+2	
Misdemeanor	129	▼	-9.2%	-13	
Other	25	▼	-32.4%	-12	
Protective Orders	2	▼	-33.3%	-1	
GRAND TOTAL		690	▼	-12.3%	-97

2024 Overall GRAND TOTAL		Distribution of Caseload			Change*		Percentage (%) of Caseload		
8,849	+840 10.5%	Criminal	1,194	13%	-10.0% ▼	-132	Criminal	2023 16.6%	2024 13.5%
2024	↑	Traffic	4,376	49%	20.4% ▲	+740	Traffic	45.4%	49.5%
2023		Civil	3,140	35%	8.0% ▲	+233	Civil	36.3%	35.5%
		Civil Commitments	139	2%	-0.7% ▼	-1	Civil Commitments	1.7%	1.6%
		GRAND TOTAL	8,849	100%	10.5% ▲	+840	GRAND TOTAL	100%	100%

Dispositions by Division & Code

Division	Case Type Description	Code	Summary	Change	% Change	Absolute Change
Criminal	Misdemeanor	M	691	▼	-11.7%	-92
	Felony	F	352	▼	-6.4%	-24
	Capias	CA	107	▼	-8.5%	-10
	Show Cause	SC	23	↔		-
	Civil Violation	CV	21	▼	-22.2%	-6
	Total			1,194	▼	-10.0%
Traffic	Infraction	I	3,411	▲	+26.6%	+716
	Misdemeanor	M	929	▲	+2.3%	+21
	Capias	CA	22	▲	+57.1%	+8
	Felony	F	12	▼	-14.3%	-2
	Show Cause	SC	2	▼	-50.0%	-2
	Civil Violation	CV	0	▼	-100.0%	-1
	Total			4,376	▲	20.4%
Civil	Warrant in Debt	WD	1,485	▲	+14.7%	+190
	Garnishment	GA	815	▲	+9.8%	+73
	Unlawful Detainer	UD	459	▲	+6.5%	+28
	Other	OT	59	▲	+9.3%	+5
	Preliminary Protective Order	PP	46	▼	-41.0%	-32
	Admin License	AL	45	▼	-28.6%	-18
	Show Cause	SC	44	▲	+37.5%	+12
	Detinue	DT	41	▼	-22.6%	-12
	Protective Order	PO	39	▼	-4.9%	-2
	Interrogatory	IN	36	▲	+111.8%	+19
	Abstract	AJ	26	▼	-36.6%	-15
	Motion for Judgment	MJ	24	▲	+50.0%	+8
	Impoundment	IM	8	▼	-75.0%	-24
	Bond Forfeiture	BF	4	▲	+300.0%	+3
	Tenants Assertion	TA	3	↔		-
	Capias	CA	2	▲	-	+2
	Counter Claim	CC	2	▼	-60.0%	-3
	Overweight	OC	1	▲	-	+1
	Petition-Restore Arms	PR	1	↔		-
	Cross Claim	CR	0	▼	-100.0%	-1
Restricted Operators License	RL	0	▼	-100.0%	-1	
Total			3,140	▲	8.0%	+233
Civil Commitments	Temporary Detention Order	TD	81	▼	-2.4%	-2
	Emergency Custody Order	EC	33	▲	+17.9%	+5
	Mental Commitment	MC	23	▼	-8.0%	-2
	Other	OT	2	▼	-50.0%	-2
	Total			139	▼	-0.7%
GRAND TOTAL			8,849	▲	10.5%	+840

Dispositions by Major Case Category**

Category	Summary	Change	% Change	Absolute Change
Felony	364	▼	-6.7%	-26
Garnishment	851	▲	+12.1%	+92
General Civil	1,557	▲	+14.1%	+192
Infraction/Civil Violation	3,433	▲	+26.1%	+710

CPSS - GCMS CASELOAD STATISTICS OF THE GENERAL DISTRICT COURTS
 January 2024 thru April 2024 Dispositions (Compared to January 2023 thru April 2023)

Involuntary Civil Commitments	2	▼	-50.0%	-2
Landlord /Tenant	462	▲	+6.5%	+28
Misdemeanor	1,620	▼	-4.3%	-72
Other	475	▲	-9.2%	-48
Protective Orders	85	▼	-28.6%	-34
GRAND TOTAL	8,849	▲	10.5%	+840

* Compared to same time period as previous year
 5/15/2024 1:01:45PM

** Case Type Categories are defined in the 2017 Virginia Judicial Workload Assessment
 Source: SCV-SQL-Information

2024 Overall GRAND TOTAL		Distribution of Caseload			Change*		Percentage (%) of Caseload		
9,457	+603 6.8%	Criminal	2,070	22%	8.5% ▲	+162	Criminal	2023 21.5%	2024 21.9%
2024		Traffic	4,342	46%	-1.5% ▼	-66	Traffic	49.8%	45.9%
2023		Civil	2,980	32%	21.2% ▲	+521	Civil	27.8%	31.5%
		Civil Commitments	65	1%	-17.7% ▼	-14	Civil Commitments	0.9%	0.7%
		GRAND TOTAL	9,457	100%	6.8% ▲	+603	GRAND TOTAL	100%	100%

Dispositions by Division & Code

Division	Case Type Description	Code	Summary	Change	% Change	Absolute Change
Criminal	Misdemeanor	M	1,093	▲	+11.6%	+114
	Felony	F	610	▼	-2.2%	-14
	Capias	CA	271	▲	+31.6%	+65
	Show Cause	SC	63	▲	+34.0%	+16
	Civil Violation	CV	33	▼	-36.5%	-19
	Total			2,070	▲	8.5%
Traffic	Infraction	I	3,236	▼	-2.1%	-71
	Misdemeanor	M	1,030	▲	+1.4%	+14
	Felony	F	37	▲	+19.4%	+6
	Capias	CA	25	▼	-35.9%	-14
	Civil Violation	CV	12	▼	-7.7%	-1
	Show Cause	SC	2	↔		-
	Total			4,342	▼	-1.5%
Civil	Warrant in Debt	WD	1,212	▲	+33.3%	+303
	Garnishment	GA	746	▲	+34.9%	+193
	Unlawful Detainer	UD	477	▲	+9.4%	+41
	Admin License	AL	87	▼	-21.6%	-24
	Show Cause	SC	87	▼	-9.4%	-9
	Other	OT	84	▲	-2.3%	-2
	Impoundment	IM	82	▼	-5.7%	-5
	Preliminary Protective Order	PP	51	▲	+59.4%	+19
	Bond Forfeiture	BF	35	▲	+169.2%	+22
	Interrogatory	IN	30	▼	-40.0%	-20
	Motion for Judgment	MJ	28	▲	+211.1%	+19
	Abstract	AJ	26	▼	-46.9%	-23
	Protective Order	PO	16	▲	+23.1%	+3
	Tenants Assertion	TA	5	▲	+66.7%	+2
	Detinue	DT	4	▼	-42.9%	-3
	Counter Claim	CC	3	▲	+200.0%	+2
	Capias	CA	2	▼	-50.0%	-2
	Zoning Violation	ZO	2	▲	-	+2
	Attachment	AT	1	▲	-	+1
	Overweight	OC	1	▲	-	+1
Restricted Operators License	RL	1	▲	-	+1	
Total			2,980	▲	21.2%	+521
Civil Commitments	Temporary Detention Order	TD	33	▼	-17.5%	-7
	Emergency Custody Order	EC	32	▼	-15.8%	-6
	Medical Emergency Temporary Detention Order	MT	0	▼	-100.0%	-1
	Total			65	▼	-17.7%
GRAND TOTAL			9,457	▲	6.8%	+603

Dispositions by Major Case Category**

Category	Summary	Change	% Change	Absolute Change
Felony	647	▲	-1.2%	-8
Garnishment	776	▼	+28.7%	+173
General Civil	1,268	▲	+33.9%	+321
Infraction/Civil Violation	3,282	▲	-2.7%	-90
Landlord /Tenant	482	▲	+9.8%	+43

* Compared to same time period as previous year
 5/15/2024 1:01:45PM

** Case Type Categories are defined in the 2017 Virginia Judicial Workload Assessment
 Source: SCV-SQL-Information

CPSS - GCMS CASELOAD STATISTICS OF THE GENERAL DISTRICT COURTS

January 2024 thru April 2024 Dispositions (Compared to January 2023 thru April 2023)

Misdemeanor	2,126	▲	+6.6%	+131
Other	809	▲	+1.4%	+11
Protective Orders	67	▲	+48.9%	+22
GRAND TOTAL	9,457	▲	6.8%	+603

* Compared to same time period as previous year
5/15/2024 1:01:45PM

** Case Type Categories are defined in the 2017 Virginia Judicial Workload Assessment
Source: SCV-SQL-Information

2024 Overall GRAND TOTAL		Distribution of Caseload			Change*		Percentage (%) of Caseload		
1,523	-63 -4.0%	Criminal	194	13%	22.8% ▲	+36	Criminal	2023 10.0%	2024 12.7%
2024		Traffic	991	65%	-16.3% ▼	-193	Traffic	74.7%	65.1%
2023		Civil	323	21%	39.2% ▲	+91	Civil	14.6%	21.2%
		Civil Commitments	15	1%	25.0% ▲	+3	Civil Commitments	0.8%	1.0%
		GRAND TOTAL	1,523	100%	-4.0% ▼	-63	GRAND TOTAL	100%	100%

Dispositions by Division & Code

Division	Case Type Description	Code	Summary	Change	% Change	Absolute Change
Criminal	Misdemeanor	M	113	▲	+10.8%	+11
	Felony	F	62	▲	+40.9%	+18
	Capias	CA	14	▲	+250.0%	+10
	Show Cause	SC	3	↔		-
	Civil Violation	CV	2	▼	-60.0%	-3
	Total			194	▲	22.8%
Traffic	Infraction	I	804	▼	-18.2%	-179
	Misdemeanor	M	163	▼	-7.4%	-13
	Felony	F	9	▲	+200.0%	+6
	Capias	CA	8	▼	-42.9%	-6
	Show Cause	SC	4	↔		-
	Civil Violation	CV	3	▼	-25.0%	-1
	Total			991	▼	-16.3%
Civil	Warrant in Debt	WD	123	▲	+35.2%	+32
	Garnishment	GA	67	▲	+11.7%	+7
	Unlawful Detainer	UD	52	▲	+85.7%	+24
	Impoundment	IM	23	▲	+35.3%	+6
	Other	OT	19	▲	+90.0%	+9
	Admin License	AL	17	▲	+54.5%	+6
	Protective Order	PO	12	▲	+50.0%	+4
	Interrogatory	IN	4	▲	-	+4
	Preliminary Protective Order	PP	2	▲	+100.0%	+1
	Show Cause	SC	2	▲	-	+2
	Detinue	DT	1	▲	-	+1
	Motion for Judgment	MJ	1	↔		-
	Abstract	AJ	0	▼	-100.0%	-5
	Total			323	▲	39.2%
Civil Commitments	Temporary Detention Order	TD	14	▲	+27.3%	+3
	Emergency Custody Order	EC	1	↔		-
Total			15	▲	25.0%	+3
GRAND TOTAL			1,523	▼	-4.0%	-63

Dispositions by Major Case Category**

Category	Summary	Change	% Change	Absolute Change
Felony	71	▲	+51.1%	+24
Garnishment	71	▲	+18.3%	+11
General Civil	128	▲	+36.2%	+34
Infraction/Civil Violation	809	▼	-18.4%	-183
Landlord /Tenant	52	▲	+85.7%	+24
Misdemeanor	276	▲	-0.7%	-2
Other	102	▲	+30.8%	+24
Protective Orders	14	▲	+55.6%	+5
GRAND TOTAL	1,523	▼	-4.0%	-63

CPSS - GCMS CASELOAD STATISTICS OF THE GENERAL DISTRICT COURTS

January 2024 thru April 2024 Dispositions (Compared to January 2023 thru April 2023)

2024 Overall GRAND TOTAL		Distribution of Caseload			Change*		Percentage (%) of Caseload		
5,940	-690 -10.4%	Criminal	742	12%	-4.5% ▼	-35	Criminal	2023 11.7%	2024 12.5%
2024		Traffic	3,033	51%	-20.0% ▼	-757	Traffic	57.2%	51.1%
2023		Civil	2,070	35%	5.3% ▲	+105	Civil	29.6%	34.8%
		Civil Commitments	95	2%	-3.1% ▼	-3	Civil Commitments	1.5%	1.6%
		GRAND TOTAL	5,940	100%	-10.4% ▼	-690	GRAND TOTAL	100%	100%

Dispositions by Division & Code

Division	Case Type Description	Code	Summary	Change	% Change	Absolute Change
Criminal	Misdemeanor	M	442	▼	-7.1%	-34
	Felony	F	120	▼	-21.6%	-33
	Capias	CA	93	▲	+27.4%	+20
	Show Cause	SC	72	▲	+14.3%	+9
	Civil Violation	CV	15	▲	+25.0%	+3
	Total			742	▼	-4.5%
Traffic	Infraction	I	2,418	▼	-22.1%	-685
	Misdemeanor	M	557	▼	-13.0%	-83
	Capias	CA	29	▲	+70.6%	+12
	Show Cause	SC	20	▲	+11.1%	+2
	Felony	F	7	▼	-36.4%	-4
	Civil Violation	CV	2	▲	+100.0%	+1
	Total			3,033	▼	-20.0%
Civil	Warrant in Debt	WD	782	▲	+30.6%	+183
	Garnishment	GA	499	▲	+28.9%	+112
	Unlawful Detainer	UD	472	▼	-2.7%	-13
	Other	OT	86	▼	-6.5%	-6
	Detinue	DT	48	▼	-54.3%	-57
	Protective Order	PO	43	▲	+19.4%	+7
	Preliminary Protective Order	PP	36	▼	-37.9%	-22
	Admin License	AL	27	▲	+22.7%	+5
	Interrogatory	IN	22	▼	-70.7%	-53
	Show Cause	SC	17	▼	-67.3%	-35
	Abstract	AJ	15	↔		-
	Zoning Violation	ZO	5	▲	+150.0%	+3
	Counter Claim	CC	4	▼	-42.9%	-3
	Impoundment	IM	4	▼	-71.4%	-10
	Motion for Judgment	MJ	4	▼	-55.6%	-5
	Tenants Assertion	TA	2	▼	-50.0%	-2
	Bond Forfeiture	BF	1	▲	-	+1
	Distress Seizure	DS	1	▲	-	+1
	Petition to Require Blood Test	BT	1	▲	-	+1
	Petition-Restore Arms	PR	1	↔		-
	Capias	CA	0	▼	-100.0%	-2
Total			2,070	▲	5.3%	+105
Civil Commitments	Temporary Detention Order	TD	62	▼	-10.1%	-7
	Emergency Custody Order	EC	31	▲	+6.9%	+2
	Mental Commitment	MC	2	▲	-	+2
	Total			95	▼	-3.1%
GRAND TOTAL			5,940	▼	-10.4%	-690

Dispositions by Major Case Category**

Category	Summary	Change	% Change	Absolute Change
Felony	127	▼	-22.6%	-37
Garnishment	521	▼	+12.8%	+59
General Civil	860	▲	+14.7%	+110
Infraction/Civil Violation	2,435	▲	-21.9%	-681
Landlord /Tenant	474	▼	-3.1%	-15

* Compared to same time period as previous year

** Case Type Categories are defined in the 2017 Virginia Judicial Workload Assessment

CPSS - GCMS CASELOAD STATISTICS OF THE GENERAL DISTRICT COURTS
 January 2024 thru April 2024 Dispositions (Compared to January 2023 thru April 2023)

Misdemeanor	1,004	▲	-10.2%	-114
Other	440	▲	+0.7%	+3
Protective Orders	79	▼	-16.0%	-15
GRAND TOTAL	5,940	▼	-10.4%	-690

* Compared to same time period as previous year
 5/15/2024 1:01:45PM

** Case Type Categories are defined in the 2017 Virginia Judicial Workload Assessment
 Source: SCV-SQL-Information

2024 Overall GRAND TOTAL		Distribution of Caseload			Change*		Percentage (%) of Caseload		
2,391	-293 -10.9%	Criminal	610	26%	-2.1% ▼	-13	Criminal	2023 23.2%	2024 25.5%
2024		Traffic	757	32%	-27.1% ▼	-282	Traffic	38.7%	31.7%
2023		Civil	782	33%	5.1% ▲	+38	Civil	27.7%	32.7%
		Civil Commitments	242	10%	-12.9% ▼	-36	Civil Commitments	10.4%	10.1%
		GRAND TOTAL	2,391	100%	-10.9% ▼	-293	GRAND TOTAL	100%	100%

Dispositions by Division & Code

Division	Case Type Description	Code	Summary	Change	% Change	Absolute Change
Criminal	Misdemeanor	M	343	▲	+6.2%	+20
	Felony	F	118	▼	-21.9%	-33
	Capias	CA	82	▼	-8.9%	-8
	Show Cause	SC	58	▲	+34.9%	+15
	Civil Violation	CV	9	▼	-43.8%	-7
	Total			610	▼	-2.1%
Traffic	Infraction	I	629	▼	-24.9%	-208
	Misdemeanor	M	109	▼	-41.7%	-78
	Show Cause	SC	11	▲	+83.3%	+5
	Capias	CA	7	▼	-22.2%	-2
	Felony	F	1	▲	-	+1
	Total			757	▼	-27.1%
Civil	Warrant in Debt	WD	302	▲	+22.8%	+56
	Garnishment	GA	188	▲	+19.7%	+31
	Unlawful Detainer	UD	132	▲	+3.1%	+4
	Other	OT	77	▲	+1.3%	+1
	Preliminary Protective Order	PP	25	▼	-26.5%	-9
	Protective Order	PO	24	▼	-20.0%	-6
	Admin License	AL	10	▼	-56.5%	-13
	Motion for Judgment	MJ	7	▼	-12.5%	-1
	Interrogatory	IN	5	▼	-61.5%	-8
	Detinue	DT	3	▼	-57.1%	-4
	Impoundment	IM	3	↔	-	-
	Show Cause	SC	3	▼	-70.0%	-7
	Abstract	AJ	2	▲	+100.0%	+1
	Tenants Assertion	TA	1	▼	-83.3%	-5
	Counter Claim	CC	0	▼	-100.0%	-2
Total			782	▲	5.1%	+38
Civil Commitments	Mental Commitment	MC	96	▲	+15.7%	+13
	Temporary Detention Order	TD	65	▼	-20.7%	-17
	Emergency Custody Order	EC	49	▼	-32.9%	-24
	Other	OT	30	▼	-21.1%	-8
	Medical Emergency Temporary Detention Order	MT	2	▲	+100.0%	+1
	Medical Emergency Custody Order	ME	0	▼	-100.0%	-1
Total			242	▼	-12.9%	-36
GRAND TOTAL			2,391	▼	-10.9%	-293

Dispositions by Major Case Category**

Category	Summary	Change	% Change	Absolute Change
Felony	119	▲	-21.2%	-32
Garnishment	193	▼	+13.5%	+23
General Civil	340	▼	+21.0%	+59
Infraction/Civil Violation	638	▼	-25.2%	-215
Involuntary Civil Commitments	30	▼	-21.1%	-8
Landlord /Tenant	133	▼	-0.7%	-1
Misdemeanor	452	▼	-11.4%	-58
Other	437	▼	-9.5%	-46

* Compared to same time period as previous year

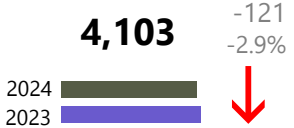
** Case Type Categories are defined in the 2017 Virginia Judicial Workload Assessment

CPSS - GCMS CASELOAD STATISTICS OF THE GENERAL DISTRICT COURTS
January 2024 thru April 2024 Dispositions (Compared to January 2023 thru April 2023)

Protective Orders	49	▼	-23.4%	-15
GRAND TOTAL	2,391	▼	-10.9%	-293

* Compared to same time period as previous year
5/15/2024 1:01:45PM

** Case Type Categories are defined in the 2017 Virginia Judicial Workload Assessment
Source: SCV-SQL-Information

2024 Overall GRAND TOTAL		Distribution of Caseload			Change*		Percentage (%) of Caseload		
4,103	-121 -2.9%	Criminal	588	14%	3.7% ▲	+21	Criminal	2023 13.4%	2024 14.3%
		Traffic	2,440	59%	-11.7% ▼	-322	Traffic	65.4%	59.5%
2024		Civil	1,037	25%	20.2% ▲	+174	Civil	20.4%	25.3%
2023		Civil Commitments	38	1%	18.8% ▲	+6	Civil Commitments	0.8%	0.9%
		GRAND TOTAL	4,103	100%	-2.9% ▼	-121	GRAND TOTAL	100%	100%

Dispositions by Division & Code

Division	Case Type Description	Code	Summary	Change	% Change	Absolute Change
Criminal	Misdemeanor	M	324	▲	+18.7%	+51
	Felony	F	139	▼	-21.5%	-38
	Show Cause	SC	65	▲	+30.0%	+15
	Capias	CA	52	▼	-5.5%	-3
	Civil Violation	CV	8	▼	-33.3%	-4
	Total			588	▲	3.7%
Traffic	Infraction	I	1,522	▼	-14.4%	-256
	Misdemeanor	M	739	▼	-6.9%	-55
	Show Cause	SC	94	▲	+1.1%	+1
	Capias	CA	64	▼	-9.9%	-7
	Felony	F	15	▲	+25.0%	+3
	Civil Violation	CV	6	▼	-33.3%	-3
	Restricted Operators License	RL	0	▼	-100.0%	-5
	Total			2,440	▼	-11.7%
Civil	Warrant in Debt	WD	460	▲	+51.8%	+157
	Garnishment	GA	278	▼	-0.4%	-1
	Unlawful Detainer	UD	127	▲	+8.5%	+10
	Other	OT	30	▲	+30.4%	+7
	Impoundment	IM	28	▲	+21.7%	+5
	Admin License	AL	27	▲	+80.0%	+12
	Protective Order	PO	17	▲	+70.0%	+7
	Detinue	DT	14	▼	-54.8%	-17
	Interrogatory	IN	12	▼	-7.7%	-1
	Show Cause	SC	11	▼	-15.4%	-2
	Abstract	AJ	10	▲	+25.0%	+2
	Preliminary Protective Order	PP	10	▼	-16.7%	-2
	Bond Forfeiture	BF	7	▼	-22.2%	-2
	Motion for Judgment	MJ	4	↔	-	-
	Overweight	OC	1	▲	-	+1
	Petition-Restore Arms	PR	1	↔	-	-
	Capias	CA	0	▼	-100.0%	-1
	Counter Claim	CC	0	▼	-100.0%	-1
	Total			1,037	▲	20.2%
Civil Commitments	Temporary Detention Order	TD	31	▲	+14.8%	+4
	Emergency Custody Order	EC	7	▲	+40.0%	+2
	Total			38	▲	18.8%
GRAND TOTAL			4,103	▼	-2.9%	-121

Dispositions by Major Case Category**

Category	Summary	Change	% Change	Absolute Change
Felony	154	▲	-18.5%	-35
Garnishment	290	▼	-0.7%	-2
General Civil	487	▲	+41.2%	+142
Infraction/Civil Violation	1,537	▲	-14.6%	-262
Landlord /Tenant	127	▲	+8.5%	+10
Misdemeanor	1,063	▼	-0.8%	-9
Other	418	▼	+7.7%	+30

* Compared to same time period as previous year
 5/15/2024 1:01:45PM

** Case Type Categories are defined in the 2017 Virginia Judicial Workload Assessment
 Source: SCV-SQL-Information

CPSS - GCMS CASELOAD STATISTICS OF THE GENERAL DISTRICT COURTS
January 2024 thru April 2024 Dispositions (Compared to January 2023 thru April 2023)

Protective Orders	27	▲	+22.7%	+5
GRAND TOTAL	4,103	▼	-2.9%	-121

* Compared to same time period as previous year
5/15/2024 1:01:45PM

** Case Type Categories are defined in the 2017 Virginia Judicial Workload Assessment
Source: SCV-SQL-Information

2024 Overall GRAND TOTAL		Distribution of Caseload			Change*		Percentage (%) of Caseload		
1,370	-447 -24.6%	Criminal	163	12%	18.1% ▲	+25	Criminal	2023 7.6%	2024 11.9%
2024		Traffic	898	66%	-34.4% ▼	-470	Traffic	75.3%	65.5%
2023		Civil	292	21%	1.7% ▲	+5	Civil	15.8%	21.3%
		Civil Commitments	17	1%	-29.2% ▼	-7	Civil Commitments	1.3%	1.2%
		GRAND TOTAL	1,370	100%	-24.6% ▼	-447	GRAND TOTAL	100%	100%

Dispositions by Division & Code

Division	Case Type Description	Code	Summary	Change	% Change	Absolute Change
Criminal	Misdemeanor	M	88	▲	+33.3%	+22
	Felony	F	45	▲	+95.7%	+22
	Show Cause	SC	17	▼	-37.0%	-10
	Capias	CA	10	▼	-16.7%	-2
	Civil Violation	CV	3	▼	-70.0%	-7
	Total			163	▲	18.1%
Traffic	Infraction	I	695	▼	-41.6%	-495
	Misdemeanor	M	159	▲	+6.0%	+9
	Show Cause	SC	25	▲	+13.6%	+3
	Capias	CA	17	▲	+240.0%	+12
	Felony	F	2	▲	+100.0%	+1
	Total			898	▼	-34.4%
Civil	Warrant in Debt	WD	142	▲	+26.8%	+30
	Garnishment	GA	78	▼	-3.7%	-3
	Impoundment	IM	24	▼	-36.8%	-14
	Preliminary Protective Order	PP	15	▲	+150.0%	+9
	Other	OT	10	▼	-23.1%	-3
	Unlawful Detainer	UD	5	▼	-64.3%	-9
	Interrogatory	IN	4	▼	-20.0%	-1
	Show Cause	SC	4	▲	+33.3%	+1
	Admin License	AL	3	▼	-40.0%	-2
	Protective Order	PO	3	▼	-62.5%	-5
	Detinue	DT	2	▲	+100.0%	+1
	Motion for Judgment	MJ	1	▲	-	+1
	Petition-Restore Arms	PR	1	▲	-	+1
	Tenants Assertion	TA	0	▼	-100.0%	-1
Total			292	▲	1.7%	+5
Civil Commitments	Temporary Detention Order	TD	8	▼	-46.7%	-7
	Mental Commitment	MC	6	↔	-	-
	Emergency Custody Order	EC	3	↔	-	-
	Total			17	▼	-29.2%
GRAND TOTAL			1,370	▼	-24.6%	-447

Dispositions by Major Case Category**

Category	Summary	Change	% Change	Absolute Change
Felony	47	▲	+95.8%	+23
Garnishment	82	▼	-4.7%	-4
General Civil	147	▲	+23.5%	+28
Infraction/Civil Violation	698	▼	-41.8%	-502
Landlord /Tenant	5	▼	-66.7%	-10
Misdemeanor	247	▲	+14.4%	+31
Other	126	▲	-11.9%	-17
Protective Orders	18	▲	+28.6%	+4
GRAND TOTAL	1,370	▼	-24.6%	-447

2024 Overall GRAND TOTAL		Distribution of Caseload			Change*		Percentage (%) of Caseload		
2,245	+5 0.2%	Criminal	153	7%	17.7% ▲	+23	Criminal	2023 5.8%	2024 6.8%
2024		Traffic	1,826	81%	-3.8% ▼	-73	Traffic	84.8%	81.3%
2023		Civil	260	12%	23.2% ▲	+49	Civil	9.4%	11.6%
		Civil Commitments	6	0%	- ▲	+6	Civil Commitments	0.0%	0.3%
		GRAND TOTAL	2,245	100%	0.2% ▲	+5	GRAND TOTAL	100%	100%

Dispositions by Division & Code

Division	Case Type Description	Code	Summary	Change	% Change	Absolute Change
Criminal	Misdemeanor	M	106	▲	+21.8%	+19
	Felony	F	26	▼	-13.3%	-4
	Civil Violation	CV	14	▲	+75.0%	+6
	Show Cause	SC	5	▲	+150.0%	+3
	Capias	CA	2	▼	-33.3%	-1
	Total			153	▲	17.7%
Traffic	Infraction	I	1,465	▲	+1.4%	+20
	Misdemeanor	M	352	▼	-20.5%	-91
	Capias	CA	3	▲	+50.0%	+1
	Civil Violation	CV	2	▲	-	+2
	Show Cause	SC	2	▼	-60.0%	-3
	Felony	F	1	▼	-75.0%	-3
	Other	O	1	▲	-	+1
	Total			1,826	▼	-3.8%
Civil	Warrant in Debt	WD	119	▲	+38.4%	+33
	Garnishment	GA	54	▼	-1.8%	-1
	Admin License	AL	28	▲	+27.3%	+6
	Unlawful Detainer	UD	22	▲	+100.0%	+11
	Impoundment	IM	10	▲	+150.0%	+6
	Other	OT	9	▲	-35.7%	-5
	Motion for Judgment	MJ	7	▲	+133.3%	+4
	Overweight	OC	4	▲	-	+4
	Show Cause	SC	4	▲	+100.0%	+2
	Abstract	AJ	1	▲	-	+1
	Detinue	DT	1	▼	-50.0%	-1
	Interrogatory	IN	1	↔	-	-
	Counter Claim	CC	0	▼	-100.0%	-2
	Preliminary Protective Order	PP	0	▼	-100.0%	-6
	Protective Order	PO	0	▼	-100.0%	-2
Third Party Claim	TH	0	▼	-100.0%	-1	
Total			260	▲	23.2%	+49
Civil Commitments	Emergency Custody Order	EC	4	▲	-	+4
	Temporary Detention Order	TD	2	▲	-	+2
	Total		6	▲	-	+6
GRAND TOTAL			2,245	▲	0.2%	+5

Dispositions by Major Case Category**

Category	Summary	Change	% Change	Absolute Change
Felony	27	▼	-20.6%	-7
Garnishment	55	▼	-1.8%	-1
General Civil	132	▲	+40.4%	+38
Infraction/Civil Violation	1,486	▲	+2.3%	+33
Landlord /Tenant	22	▲	+100.0%	+11
Misdemeanor	458	▲	-13.6%	-72
Other	65	▲	+20.4%	+11
Protective Orders	0	▼	-100.0%	-8
GRAND TOTAL	2,245	▲	0.2%	+5

* Compared to same time period as previous year
 5/15/2024 1:01:45PM

** Case Type Categories are defined in the 2017 Virginia Judicial Workload Assessment
 Source: SCV-SQL-Information

2024 Overall GRAND TOTAL		Distribution of Caseload			Change*		Percentage (%) of Caseload		
2024	2,456	Criminal	165	7%	0.0%	0	Criminal	2023	2024
2023	+1,370 126.2%	Traffic	1,956	80%	196.4%	▲ +1,296	Traffic	15.2%	6.7%
		Civil	322	13%	31.4%	▲ +77	Civil	60.8%	79.6%
		Civil Commitments	13	1%	-18.8%	▼ -3	Civil Commitments	22.6%	13.1%
		GRAND TOTAL	2,456	100%	126.2%	▲ +1,370	GRAND TOTAL	100%	100%

Dispositions by Division & Code

Division	Case Type Description	Code	Summary	Change	% Change	Absolute Change
Criminal	Misdemeanor	M	91	▼	-5.2%	-5
	Felony	F	41	▲	+7.9%	+3
	Capias	CA	13	▲	+62.5%	+5
	Show Cause	SC	10	▲	+11.1%	+1
	Civil Violation	CV	9	▼	-30.8%	-4
	Restricted Operators License	RL	1	↔		-
	Total			165		0.0%
Traffic	Infraction	I	1,727	▲	+225.2%	+1,196
	Misdemeanor	M	225	▲	+90.7%	+107
	Felony	F	3	▲	-	+3
	Show Cause	SC	1	▼	-66.7%	-2
	Capias	CA	0	▼	-100.0%	-3
	Civil Violation	CV	0	▼	-100.0%	-4
	Restricted Operators License	RL	0	▼	-100.0%	-1
Total			1,956	▲	196.4%	+1,296
Civil	Warrant in Debt	WD	129	▲	+63.3%	+50
	Garnishment	GA	89	▲	+18.7%	+14
	Unlawful Detainer	UD	30	▲	+36.4%	+8
	Admin License	AL	17	▼	-10.5%	-2
	Other	OT	13	▲	+18.2%	+2
	Protective Order	PO	11	▲	+57.1%	+4
	Show Cause	SC	9	▲	+125.0%	+5
	Impoundment	IM	8	▲	+33.3%	+2
	Preliminary Protective Order	PP	8	▼	-33.3%	-4
	Abstract	AJ	4	▼	-20.0%	-1
	Interrogatory	IN	4	▲	+33.3%	+1
	Counter Claim	CC	0	▼	-100.0%	-1
	Zoning Violation	ZO	0	▼	-100.0%	-1
Total			322	▲	31.4%	+77
Civil Commitments	Temporary Detention Order	TD	9	▼	-25.0%	-3
	Emergency Custody Order	EC	4	↔		-
Total			13	▼	-18.8%	-3
GRAND TOTAL			2,456	▲	126.2%	+1,370

Dispositions by Major Case Category**

Category	Summary	Change	% Change	Absolute Change
Felony	44	▲	+15.8%	+6
Garnishment	93	▲	+19.2%	+15
General Civil	133	▲	+66.3%	+53
Infraction/Civil Violation	1,736	▲	+216.8%	+1,188
Landlord /Tenant	30	▲	+36.4%	+8
Misdemeanor	317	▼	+46.1%	+100
Other	84	▼		0
Protective Orders	19	▲		0
GRAND TOTAL	2,456	▲	126.2%	+1,370

* Compared to same time period as previous year
 5/15/2024 1:01:45PM

** Case Type Categories are defined in the 2017 Virginia Judicial Workload Assessment
 Source: SCV-SQL-Information

2024 Overall GRAND TOTAL		Distribution of Caseload			Change*		Percentage (%) of Caseload		
2,606	+389 17.5%	Criminal	443	17%	25.9% ▲	+91	Criminal	2023 15.9%	2024 17.0%
2024	↑	Traffic	1,476	57%	8.2% ▲	+112	Traffic	61.5%	56.6%
2023		Civil	660	25%	38.9% ▲	+185	Civil	21.4%	25.3%
		Civil Commitments	27	1%	3.8% ▲	+1	Civil Commitments	1.2%	1.0%
		GRAND TOTAL	2,606	100%	17.5% ▲	+389	GRAND TOTAL	100%	100%

Dispositions by Division & Code

Division	Case Type Description	Code	Summary	Change	% Change	Absolute Change
Criminal	Misdemeanor	M	259	▲	+57.9%	+95
	Felony	F	109	▼	-15.5%	-20
	Capias	CA	36	▲	+33.3%	+9
	Show Cause	SC	20	▲	+17.6%	+3
	Civil Violation	CV	19	▲	+26.7%	+4
	Total			443	▲	25.9%
Traffic	Infraction	I	1,202	▲	+11.4%	+123
	Misdemeanor	M	264	▼	-2.6%	-7
	Capias	CA	4	↔		-
	Felony	F	3	▼	-50.0%	-3
	Show Cause	SC	3	↔		-
	Civil Violation	CV	0	▼	-100.0%	-1
	Total			1,476	▲	8.2%
Civil	Warrant in Debt	WD	299	▲	+54.9%	+106
	Garnishment	GA	162	▲	+37.3%	+44
	Impoundment	IM	62	▲	+63.2%	+24
	Unlawful Detainer	UD	56	▲	+16.7%	+8
	Other	OT	27	▲	+22.7%	+5
	Admin License	AL	21	▲	+61.5%	+8
	Preliminary Protective Order	PP	10	▼	-16.7%	-2
	Abstract	AJ	5	▼	-16.7%	-1
	Counter Claim	CC	5	▲	+400.0%	+4
	Show Cause	SC	4	▲	+100.0%	+2
	Protective Order	PO	3	▼	-62.5%	-5
	Detinue	DT	2	▼	-50.0%	-2
	Motion for Judgment	MJ	2	▼	-60.0%	-3
	Interrogatory	IN	1	▼	-66.7%	-2
	Tenants Assertion	TA	1	↔		-
	Overweight	OC	0	▼	-100.0%	-1
Total			660	▲	38.9%	+185
Civil Commitments	Temporary Detention Order	TD	24	▲	+9.1%	+2
	Emergency Custody Order	EC	3	▼	-25.0%	-1
Total			27	▲	3.8%	+1
GRAND TOTAL			2,606	▲	17.5%	+389

Dispositions by Major Case Category**

Category	Summary	Change	% Change	Absolute Change
Felony	112	▼	-17.0%	-23
Garnishment	163	▼	+34.7%	+42
General Civil	311	▼	+48.1%	+101
Infraction/Civil Violation	1,221	▼	+11.4%	+125
Landlord /Tenant	57	▲	+16.3%	+8
Misdemeanor	523	▲	+20.2%	+88
Other	206	▲	+36.4%	+55
Protective Orders	13	▼	-35.0%	-7
GRAND TOTAL	2,606	▲	17.5%	+389

* Compared to same time period as previous year
 5/15/2024 1:01:45PM

** Case Type Categories are defined in the 2017 Virginia Judicial Workload Assessment
 Source: SCV-SQL-Information

2024 Overall GRAND TOTAL		Distribution of Caseload			Change*		Percentage (%) of Caseload			
1,542	+352 29.6%	Criminal	68	4%	-1.4%	▼	-1	Criminal	2023 5.8%	2024 4.4%
2024	↑	Traffic	1,380	89%	34.9%	▲	+357	Traffic	86.0%	89.5%
2023		Civil	93	6%	-2.1%	▲	-2	Civil	8.0%	6.0%
		Civil Commitments	1	0%	-66.7%	▼	-2	Civil Commitments	0.3%	0.1%
		GRAND TOTAL	1,542	100%	29.6%	▲	+352	GRAND TOTAL	100%	100%

Dispositions by Division & Code

Division	Case Type Description	Code	Summary	Change	% Change	Absolute Change
Criminal	Misdemeanor	M	43	▲	+26.5%	+9
	Felony	F	13	▼	-23.5%	-4
	Civil Violation	CV	7	▲	+75.0%	+3
	Show Cause	SC	4	▼	-42.9%	-3
	Capias	CA	1	▼	-85.7%	-6
	Total			68	▼	-1.4%
Traffic	Infraction	I	1,152	▲	+28.6%	+256
	Misdemeanor	M	202	▲	+75.7%	+87
	Capias	CA	13	▲	+62.5%	+5
	Show Cause	SC	10	▲	+233.3%	+7
	Restricted Operators License	RL	2	▲	-	+2
	Civil Violation	CV	1	▲	-	+1
	Felony	F	0	▼	-100.0%	-1
	Total			1,380	▲	34.9%
Civil	Warrant in Debt	WD	46	▲	+2.2%	+1
	Garnishment	GA	25	▲	+13.6%	+3
	Preliminary Protective Order	PP	9	▲	+800.0%	+8
	Unlawful Detainer	UD	4	▲	+100.0%	+2
	Protective Order	PO	3	▲	-	+3
	Counter Claim	CC	2	▲	-	+2
	Detinue	DT	1	↔	-	-
	Impoundment	IM	1	▼	-66.7%	-2
	Other	OT	1	▼	-85.7%	-6
	Overweight	OC	1	▲	-	+1
	Admin License	AL	0	▼	-100.0%	-7
	Capias	CA	0	▼	-100.0%	-2
	Interrogatory	IN	0	▼	-100.0%	-4
	Tenants Assertion	TA	0	▼	-100.0%	-1
	Total			93	▼	-2.1%
Civil Commitments	Temporary Detention Order	TD	1	▼	-66.7%	-2
Total			1	▼	-66.7%	-2
GRAND TOTAL			1,542	▲	29.6%	+352

Dispositions by Major Case Category**

Category	Summary	Change	% Change	Absolute Change	
Felony	13	▼	-27.8%	-5	
Garnishment	25	▼	-3.8%	-1	
General Civil	48	▼	-	0	
Infraction/Civil Violation	1,161	▲	+29.0%	+261	
Landlord /Tenant	4	↔	+33.3%	+1	
Misdemeanor	247	▲	+65.8%	+98	
Other	32	▲	-28.9%	-13	
Protective Orders	12	▲	+1,100.0%	+11	
GRAND TOTAL		1,542	▲	29.6%	+352




2024 Overall GRAND TOTAL		Distribution of Caseload			Change*		Percentage (%) of Caseload		
3,123	+491 18.7%	Criminal	368	12%	25.2% ▲	+74	Criminal	2023 11.2%	2024 11.8%
2024		Traffic	1,906	61%	10.7% ▲	+184	Traffic	65.4%	61.0%
2023		Civil	817	26%	37.3% ▲	+222	Civil	22.6%	26.2%
		Civil Commitments	32	1%	52.4% ▲	+11	Civil Commitments	0.8%	1.0%
		GRAND TOTAL	3,123	100%	18.7% ▲	+491	GRAND TOTAL	100%	100%

Dispositions by Division & Code

Division	Case Type Description	Code	Summary	Change	% Change	Absolute Change
Criminal	Misdemeanor	M	229	▲	+38.0%	+63
	Felony	F	86	▲	+79.2%	+38
	Show Cause	SC	24	▼	-7.7%	-2
	Capias	CA	16	▼	-50.0%	-16
	Civil Violation	CV	13	▼	-40.9%	-9
	Total			368	▲	25.2%
Traffic	Infraction	I	1,407	▲	+3.4%	+46
	Misdemeanor	M	364	▲	+24.2%	+71
	Other	O	119	▲	+112.5%	+63
	Capias	CA	6	▲	+50.0%	+2
	Felony	F	5	▲	+25.0%	+1
	Show Cause	SC	5	▲	+25.0%	+1
	Total			1,906	▲	10.7%
Civil	Warrant in Debt	WD	437	▲	+58.3%	+161
	Garnishment	GA	170	▲	+8.3%	+13
	Unlawful Detainer	UD	76	▲	+15.2%	+10
	Detinue	DT	27	▲	+170.0%	+17
	Other	OT	22	▼	+4.8%	+1
	Preliminary Protective Order	PP	18	▲	+125.0%	+10
	Admin License	AL	17	▼	-19.0%	-4
	Impoundment	IM	12	▲	+33.3%	+3
	Interrogatory	IN	11	▲	+175.0%	+7
	Protective Order	PO	11	▲	+37.5%	+3
	Show Cause	SC	7	▲	+40.0%	+2
	Motion for Judgment	MJ	4	▲	+33.3%	+1
	Abstract	AJ	2	▼	-66.7%	-4
	Counter Claim	CC	2	▲	-	+2
	Capias	CA	1	↔	-	-
Total			817	▲	37.3%	+222
Civil Commitments	Temporary Detention Order	TD	31	▲	+72.2%	+13
	Emergency Custody Order	EC	1	▼	-66.7%	-2
	Total			32	▲	52.4%
GRAND TOTAL			3,123	▲	18.7%	+491

Dispositions by Major Case Category**

Category	Summary	Change	% Change	Absolute Change
Felony	91	▲	+75.0%	+39
Garnishment	181	▲	+12.4%	+20
General Civil	468	▲	+59.7%	+175
Infraction/Civil Violation	1,539	▲	+6.9%	+100
Landlord /Tenant	76	▲	+15.2%	+10
Misdemeanor	593	▲	+29.2%	+134
Other	146	▲	-	0
Protective Orders	29	▲	+81.3%	+13
GRAND TOTAL	3,123	▲	18.7%	+491

2024 Overall GRAND TOTAL		Distribution of Caseload			Change*		Percentage (%) of Caseload		
13,514	-955 -6.6%	Criminal	2,846	21%	29.4% ▲	+647	Criminal	2023 15.2%	2024 21.1%
2024 		Traffic	7,686	57%	-19.4% ▼	-1,846	Traffic	65.9%	56.9%
2023 		Civil	2,759	20%	10.1% ▲	+253	Civil	17.3%	20.4%
		Civil Commitments	223	2%	-3.9% ▼	-9	Civil Commitments	1.6%	1.7%
		GRAND TOTAL	13,514	100%	-6.6% ▼	-955	GRAND TOTAL	100%	100%

Dispositions by Division & Code

Division	Case Type Description	Code	Summary	Change	% Change	Absolute Change
Criminal	Misdemeanor	M	1,368	▲	+27.5%	+295
	Felony	F	803	▲	+10.6%	+77
	Capias	CA	339	▲	+7.6%	+24
	Civil Violation	CV	279	▲	+1,760.0%	+264
	Show Cause	SC	57	▼	-18.6%	-13
	Total			2,846	▲	29.4%
Traffic	Infraction	I	6,131	▼	-21.5%	-1,677
	Misdemeanor	M	1,164	▼	-14.9%	-204
	Other	O	214	▲	+45.6%	+67
	Capias	CA	69	▼	-14.8%	-12
	Civil Violation	CV	42	↔		-
	Show Cause	SC	37	▼	-21.3%	-10
	Felony	F	29	▼	-25.6%	-10
Total			7,686	▼	-19.4%	-1,846
Civil	Unlawful Detainer	UD	993	▲	+21.5%	+176
	Warrant in Debt	WD	788	▲	+22.2%	+143
	Garnishment	GA	410	▲	+12.9%	+47
	Motion for Judgment	MJ	268	▼	-22.1%	-76
	Admin License	AL	108	▼	-7.7%	-9
	Preliminary Protective Order	PP	51	▼	-10.5%	-6
	Protective Order	PO	40	▼	-28.6%	-16
	Other	OT	30	▲	-21.1%	-8
	Impoundment	IM	16	▲	+14.3%	+2
	Show Cause	SC	16	▼	-42.9%	-12
	Interrogatory	IN	13	▲	+62.5%	+5
	Bond Forfeiture	BF	6	▲	+100.0%	+3
	Counter Claim	CC	6	↔		-
	Tenants Assertion	TA	5	▼	-37.5%	-3
	Petition-Restore Arms	PR	4	▲	-	+4
	Detinue	DT	3	▲	+50.0%	+1
	Capias	CA	1	▲	-	+1
	Restricted Operators License	RL	1	▲	-	+1
Total			2,759	▲	10.1%	+253
Civil Commitments	Mental Commitment	MC	127	▲	+11.4%	+13
	Temporary Detention Order	TD	35	▼	-36.4%	-20
	Emergency Custody Order	EC	25	▼	-26.5%	-9
	Other	OT	24	▲	+33.3%	+6
	Petition	PT	11	▲	+57.1%	+4
	Medical Emergency Custody Order	ME	1	▲	-	+1
	Medical Emergency Temporary Detention Order	MT	0	▼	-100.0%	-4
Total			223	▼	-3.9%	-9
GRAND TOTAL			13,514	▼	-6.6%	-955

Dispositions by Major Case Category**

Category	Summary	Change	% Change	Absolute Change
Felony	832	▼	+8.8%	+67
Garnishment	423	▲	+14.0%	+52
General Civil	1,072	▲	+7.6%	+76

CPSS - GCMS CASELOAD STATISTICS OF THE GENERAL DISTRICT COURTS
 January 2024 thru April 2024 Dispositions (Compared to January 2023 thru April 2023)

Infraction/Civil Violation	6,666	▲	-16.8%	-1,346
Involuntary Civil Commitments	35	▲	+40.0%	+10
Landlord /Tenant	998	▼	+21.0%	+173
Misdemeanor	2,533	▲	+3.8%	+92
Other	864	▲	-6.2%	-57
Protective Orders	91	▼	-19.5%	-22
GRAND TOTAL	13,514	▼	-6.6%	-955

* Compared to same time period as previous year
 5/15/2024 1:01:45PM

** Case Type Categories are defined in the 2017 Virginia Judicial Workload Assessment
 Source: SCV-SQL-Information

2024 Overall GRAND TOTAL		Distribution of Caseload			Change*		Percentage (%) of Caseload		
721	-46 -6.0%	Criminal	89	12%	41.3% ▲	+26	Criminal	2023 8.2%	2024 12.3%
2024		Traffic	532	74%	-13.5% ▼	-83	Traffic	80.2%	73.8%
2023		Civil	100	14%	12.4% ▲	+11	Civil	11.6%	13.9%
		GRAND TOTAL	721	100%	-6.0% ▼	-46	GRAND TOTAL	100%	100%

Dispositions by Division & Code

Division	Case Type Description	Code	Summary	Change	% Change	Absolute Change
Criminal	Misdemeanor	M	68	▲	+88.9%	+32
	Capias	CA	10	▲	+66.7%	+4
	Felony	F	9	▼	-55.0%	-11
	Show Cause	SC	2	▲	+100.0%	+1
	Total		89	▲	41.3%	+26
Traffic	Infraction	I	443	▼	-15.3%	-80
	Misdemeanor	M	60	▲	+20.0%	+10
	Other	O	21	▼	-30.0%	-9
	Show Cause	SC	4	▲	+33.3%	+1
	Capias	CA	2	▼	-50.0%	-2
	Civil Violation	CV	2	▼	-33.3%	-1
	Felony	F	0	▼	-100.0%	-2
Total		532	▼	-13.5%	-83	
Civil	Unlawful Detainer	UD	49	▲	+53.1%	+17
	Warrant in Debt	WD	30	▲	+36.4%	+8
	Garnishment	GA	11	▼	-47.6%	-10
	Admin License	AL	5	▼	-37.5%	-3
	Counter Claim	CC	1	▲	-	+1
	Other	OT	1	↔	-	-
	Preliminary Protective Order	PP	1	▲	-	+1
	Protective Order	PO	1	▲	-	+1
	Tenants Assertion	TA	1	▲	-	+1
	Bond Forfeiture	BF	0	▼	-100.0%	-1
	Impoundment	IM	0	▼	-100.0%	-1
	Interrogatory	IN	0	▼	-100.0%	-2
	Petition-Restore Arms	PR	0	▼	-100.0%	-1
	Total		100	▲	12.4%	+11
GRAND TOTAL		721	▼	-6.0%	-46	

Dispositions by Major Case Category**

Category	Summary	Change	% Change	Absolute Change
Felony	9	▼	-59.1%	-13
Garnishment	11	▼	-52.2%	-12
General Civil	30	▼	+30.4%	+7
Infraction/Civil Violation	466	▼	-16.2%	-90
Landlord /Tenant	50	▲	+56.3%	+18
Misdemeanor	128	▲	+48.8%	+42
Other	25	▲	-	0
Protective Orders	2	▲	-	+2
GRAND TOTAL	721	▼	-6.0%	-46

2024 Overall GRAND TOTAL		Distribution of Caseload			Change*		Percentage (%) of Caseload		
7,950	+471 6.3%	Criminal	1,636	21%	60.2% ▲	+615	Criminal	2023 13.7%	2024 20.6%
2024	↑	Traffic	2,961	37%	-11.8% ▼	-397	Traffic	44.9%	37.2%
2023		Civil	3,070	39%	8.1% ▲	+231	Civil	38.0%	38.6%
		Civil Commitments	283	4%	8.4% ▲	+22	Civil Commitments	3.5%	3.6%
		GRAND TOTAL	7,950	100%	6.3% ▲	+471	GRAND TOTAL	100%	100%

Dispositions by Division & Code

Division	Case Type Description	Code	Summary	Change	% Change	Absolute Change
Criminal	Misdemeanor	M	1,007	▲	+75.7%	+434
	Felony	F	437	▲	+49.1%	+144
	Capias	CA	117	▲	+95.0%	+57
	Show Cause	SC	52	▼	-24.6%	-17
	Civil Violation	CV	23	▼	-11.5%	-3
	Total			1,636	▲	60.2%
Traffic	Infraction	I	2,075	▼	-6.2%	-138
	Misdemeanor	M	521	▼	-7.8%	-44
	Other	O	297	▼	-40.6%	-203
	Civil Violation	CV	20	▲	+300.0%	+15
	Felony	F	18	▼	-14.3%	-3
	Show Cause	SC	17	▼	-56.4%	-22
	Capias	CA	13	▼	-13.3%	-2
Total			2,961	▼	-11.8%	-397
Civil	Unlawful Detainer	UD	1,629	▲	+10.4%	+154
	Warrant in Debt	WD	811	▲	+12.0%	+87
	Garnishment	GA	305	▼	-18.9%	-71
	Other	OT	96	▲	+62.7%	+37
	Protective Order	PO	69	▲	+27.8%	+15
	Preliminary Protective Order	PP	65	▲	+20.4%	+11
	Bond Forfeiture	BF	29	▼	-29.3%	-12
	Interrogatory	IN	22	▲	+83.3%	+10
	Admin License	AL	12	▲	+33.3%	+3
	Motion for Judgment	MJ	10	↔		-
	Counter Claim	CC	7	▼	-30.0%	-3
	Tenants Assertion	TA	7	▼	-12.5%	-1
	Abstract	AJ	5	▼	-16.7%	-1
	Detinue	DT	3	▲	-	+3
	Restricted Operators License	RL	0	▼	-100.0%	-1
Total			3,070	▲	8.1%	+231
Civil Commitments	Temporary Detention Order	TD	127	▲	+2.4%	+3
	Mental Commitment	MC	96	▲	+5.5%	+5
	Emergency Custody Order	EC	35	▼	-16.7%	-7
	Petition	PT	15	▲	+275.0%	+11
	Other	OT	10	▲	-	+10
Total			283	▲	8.4%	+22
GRAND TOTAL			7,950	▲	6.3%	+471

Dispositions by Major Case Category**

Category	Summary	Change	% Change	Absolute Change
Felony	455	▲	+44.9%	+141
Garnishment	327	▲	-15.7%	-61
General Civil	828	▲	+11.9%	+88
Infraction/Civil Violation	2,415	▲	-12.0%	-329
Involuntary Civil Commitments	25	▲	+525.0%	+21
Landlord /Tenant	1,636	▼	+10.3%	+153
Misdemeanor	1,528	▼	+34.2%	+389

CPSS - GCMS CASELOAD STATISTICS OF THE GENERAL DISTRICT COURTS
 January 2024 thru April 2024 Dispositions (Compared to January 2023 thru April 2023)

Other	602	▲	+7.7%	+43
Protective Orders	134	▲	+24.1%	+26
GRAND TOTAL	7,950	▲	6.3%	+471

* Compared to same time period as previous year
 5/15/2024 1:01:45PM

** Case Type Categories are defined in the 2017 Virginia Judicial Workload Assessment
 Source: SCV-SQL-Information

2024 Overall GRAND TOTAL		Distribution of Caseload			Change*		Percentage (%) of Caseload		
72,289	+4,106 6.0%	Criminal	9,100	13%	14.6% ▲	+1,158	Criminal	2023 11.6%	2024 12.6%
2024	↑	Traffic	50,238	69%	2.2% ▲	+1,074	Traffic	72.1%	69.5%
2023		Civil	11,549	16%	16.5% ▲	+1,637	Civil	14.5%	16.0%
		Civil Commitments	1,402	2%	20.3% ▲	+237	Civil Commitments	1.7%	1.9%
		GRAND TOTAL	72,289	100%	6.0% ▲	+4,106	GRAND TOTAL	100%	100%

Dispositions by Division & Code

Division	Case Type Description	Code	Summary	Change	% Change	Absolute Change
Criminal	Misdemeanor	M	4,914	▲	+17.8%	+744
	Felony	F	3,103	▲	+9.6%	+273
	Capias	CA	798	▲	+25.1%	+160
	Show Cause	SC	186	▼	-17.0%	-38
	Civil Violation	CV	96	▲	+26.3%	+20
	Motion	MO	3	▼	-25.0%	-1
	Total			9,100	▲	14.6%
Traffic	Infraction	I	43,382	▲	+3.1%	+1,316
	Misdemeanor	M	5,862	▼	-5.9%	-370
	Capias	CA	436	▲	+35.0%	+113
	Show Cause	SC	202	↔		-
	Civil Violation	CV	138	▲	+8.7%	+11
	Felony	F	136	▲	+15.3%	+18
	Motion	MO	68	▼	-25.3%	-23
	Restricted Operators License	RL	14	▲	+180.0%	+9
Total			50,238	▲	2.2%	+1,074
Civil	Warrant in Debt	WD	4,557	▲	+18.7%	+718
	Unlawful Detainer	UD	3,450	▲	+39.5%	+976
	Garnishment	GA	2,039	▲	+4.9%	+96
	Admin License	AL	451	▼	-4.2%	-20
	Other	OT	184	▲	+16.5%	+26
	Preliminary Protective Order	PP	176	▼	-2.8%	-5
	Protective Order	PO	137	▼	-6.2%	-9
	Show Cause	SC	120	▲	+14.3%	+15
	Bond Forfeiture	BF	86	▼	-11.3%	-11
	Motion for Judgment	MJ	61	▲	+1.7%	+1
	Interrogatory	IN	60	▼	-28.6%	-24
	Zoning Violation	ZO	54	▼	-49.1%	-52
	Counter Claim	CC	37	▼	-28.8%	-15
	Impoundment	IM	35	▼	-23.9%	-11
	Abstract	AJ	32	▼	-62.8%	-54
	Overweight	OC	26	▲	+23.8%	+5
	Detinue	DT	21	▲	+133.3%	+12
	Tenants Assertion	TA	13	▼	-43.5%	-10
	Capias	CA	4	↔		-
	Petition-Restore Arms	PR	4	↔		-
Cross Claim	CR	1	▼	-66.7%	-2	
Third Party Claim	TH	1	▲	-	+1	
Total			11,549	▲	16.5%	+1,637
Civil Commitments	Temporary Detention Order	TD	619	▲	+14.8%	+80
	Mental Commitment	MC	616	▲	+30.2%	+143
	Emergency Custody Order	EC	104	▼	-14.8%	-18
	Other	OT	48	▲	+200.0%	+32
	Medical Emergency Temporary Detention Order	MT	11	▼	-26.7%	-4
	Petition	PT	4	▲	-	+4
Total			1,402	▲	20.3%	+237
GRAND TOTAL			72,289	▲	6.0%	+4,106

* Compared to same time period as previous year
 5/15/2024 1:01:45PM

** Case Type Categories are defined in the 2017 Virginia Judicial Workload Assessment
 Source: SCV-SQL-Information

Dispositions by Major Case Category**

Category	Summary	Change	% Change	Absolute Change
Felony	3,239	▲	+9.9%	+291
Garnishment	2,099	▼	+3.6%	+72
General Civil	4,664	▲	+18.9%	+740
Infraction/Civil Violation	43,642	▲	+3.2%	+1,352
Involuntary Civil Commitments	52	▲	+225.0%	+36
Landlord /Tenant	3,463	▼	+38.7%	+966
Misdemeanor	10,844	▲	+3.1%	+331
Other	3,973	▲	+9.1%	+332
Protective Orders	313	▼	-4.3%	-14
GRAND TOTAL	72,289	▲	6.0%	+4,106

* Compared to same time period as previous year
 5/15/2024 1:01:45PM

** Case Type Categories are defined in the 2017 Virginia Judicial Workload Assessment
 Source: SCV-SQL-Information

2024 Overall GRAND TOTAL		Distribution of Caseload			Change*		Percentage (%) of Caseload		
1,633	+136 9.1%	Criminal	220	13%	57.1% ▲	+80	Criminal	2023 9.4%	2024 13.5%
2024	↑	Traffic	1,401	86%	4.3% ▲	+58	Traffic	89.7%	85.8%
2023		Civil	12	1%	-14.3% ▼	-2	Civil	0.9%	0.7%
		GRAND TOTAL	1,633	100%	9.1% ▲	+136	GRAND TOTAL	100%	100%

Dispositions by Division & Code

Division	Case Type Description	Code	Summary	Change	% Change	Absolute Change
Criminal	Misdemeanor	M	190	▲	+63.8%	+74
	Capias	CA	27	▲	+50.0%	+9
	Show Cause	SC	3	▲	+50.0%	+1
	Civil Violation	CV	0	▼	-100.0%	-3
	Felony	F	0	▼	-100.0%	-1
	Total			220	▲	57.1%
Traffic	Infraction	I	1,185	▲	+2.7%	+31
	Misdemeanor	M	174	▲	+38.1%	+48
	Civil Violation	CV	21	▼	-58.0%	-29
	Capias	CA	14	▲	+75.0%	+6
	Show Cause	SC	7	▲	+133.3%	+4
	Other	O	0	▼	-100.0%	-2
	Total			1,401	▲	4.3%
Civil	Admin License	AL	6	▼	-53.8%	-7
	Zoning Violation	ZO	5	▲	-	+5
	Protective Order	PO	1	▲	-	+1
	Bond Forfeiture	BF	0	▼	-100.0%	-1
	Total			12	▼	-14.3%
GRAND TOTAL			1,633	▲	9.1%	+136

Dispositions by Major Case Category**

Category	Summary	Change	% Change	Absolute Change
Felony	0	▼	-100.0%	-1
Infraction/Civil Violation	1,206	▼	-0.2%	-3
Misdemeanor	369	▲	+52.5%	+127
Other	57	▲	+26.7%	+12
Protective Orders	1	▲	-	+1
GRAND TOTAL	1,633	▲	9.1%	+136

* Compared to same time period as previous year
 5/15/2024 1:01:45PM

** Case Type Categories are defined in the 2017 Virginia Judicial Workload Assessment
 Source: SCV-SQL-Information

2024 Overall GRAND TOTAL		Distribution of Caseload			Change*		Percentage (%) of Caseload		
8,350	+833 11.1%	Criminal	774	9%	12.2% ▲	+84	Criminal	2023 9.2%	2024 9.3%
2024	↑	Traffic	6,670	80%	10.2% ▲	+619	Traffic	80.5%	79.9%
2023		Civil	864	10%	16.0% ▲	+119	Civil	9.9%	10.3%
		Civil Commitments	42	1%	35.5% ▲	+11	Civil Commitments	0.4%	0.5%
		GRAND TOTAL	8,350	100%	11.1% ▲	+833	GRAND TOTAL	100%	100%

Dispositions by Division & Code

Division	Case Type Description	Code	Summary	Change	% Change	Absolute Change
Criminal	Misdemeanor	M	435	▲	+9.0%	+36
	Felony	F	182	▲	+15.9%	+25
	Capias	CA	57	▲	+29.5%	+13
	Show Cause	SC	52	▲	+36.8%	+14
	Civil Violation	CV	46	▼	-11.5%	-6
	Restricted Operators License	RL	2	▲	-	+2
	Total			774	▲	12.2%
Traffic	Infraction	I	5,635	▲	+9.5%	+489
	Misdemeanor	M	992	▲	+14.7%	+127
	Capias	CA	17	▲	+13.3%	+2
	Felony	F	15	▼	-16.7%	-3
	Show Cause	SC	10	▲	+66.7%	+4
	Other	O	1	▲	-	+1
	Civil Violation	CV	0	▼	-100.0%	-1
Total			6,670	▲	10.2%	+619
Civil	Warrant in Debt	WD	369	▲	+22.2%	+67
	Garnishment	GA	215	▲	+11.4%	+22
	Unlawful Detainer	UD	113	▲	+82.3%	+51
	Admin License	AL	48	↔	-	-
	Preliminary Protective Order	PP	22	▲	+10.0%	+2
	Other	OT	19	▼	-32.1%	-9
	Protective Order	PO	19	▲	+26.7%	+4
	Abstract	AJ	15	↔	-	-
	Show Cause	SC	11	▲	+22.2%	+2
	Detinue	DT	6	▼	-40.0%	-4
	Interrogatory	IN	6	▼	-53.8%	-7
	Zoning Violation	ZO	6	▲	+100.0%	+3
	Impoundment	IM	4	▼	-71.4%	-10
	Motion for Judgment	MJ	4	▲	-	+4
	Tenants Assertion	TA	4	▼	-20.0%	-1
	Counter Claim	CC	2	▲	+100.0%	+1
	Overweight	OC	1	▼	-75.0%	-3
Petition-Restore Arms	PR	0	▼	-100.0%	-2	
Restricted Operators License	RL	0	▼	-100.0%	-1	
Total			864	▲	16.0%	+119
Civil Commitments	Temporary Detention Order	TD	30	▲	+36.4%	+8
	Emergency Custody Order	EC	12	▲	+33.3%	+3
	Total		42	▲	35.5%	+11
GRAND TOTAL			8,350	▲	11.1%	+833

Dispositions by Major Case Category**

Category	Summary	Change	% Change	Absolute Change
Felony	197	▼	+12.6%	+22
Garnishment	221	▼	+7.3%	+15
General Civil	382	▲	+20.5%	+65
Infraction/Civil Violation	5,683	▲	+9.2%	+480
Landlord /Tenant	117	▲	+74.6%	+50
Misdemeanor	1,435	▲	+13.2%	+167

* Compared to same time period as previous year
 5/15/2024 1:01:45PM

** Case Type Categories are defined in the 2017 Virginia Judicial Workload Assessment
 Source: SCV-SQL-Information

CPSS - GCMS CASELOAD STATISTICS OF THE GENERAL DISTRICT COURTS
 January 2024 thru April 2024 Dispositions (Compared to January 2023 thru April 2023)

Other	274	▲	+11.4%	+28
Protective Orders	41	▲	+17.1%	+6
GRAND TOTAL	8,350	▲	11.1%	+833

* Compared to same time period as previous year
 5/15/2024 1:01:45PM

** Case Type Categories are defined in the 2017 Virginia Judicial Workload Assessment
 Source: SCV-SQL-Information

2024 Overall GRAND TOTAL		Distribution of Caseload			Change*		Percentage (%) of Caseload		
17,793	+366 2.1%	Criminal	2,235	13%	6.3% ▲	+132	Criminal	2023 12.1%	2024 12.6%
2024	↑	Traffic	11,396	64%	4.7% ▲	+508	Traffic	62.5%	64.0%
2023		Civil	3,842	22%	-7.2% ▼	-300	Civil	23.8%	21.6%
		Civil Commitments	320	2%	8.8% ▲	+26	Civil Commitments	1.7%	1.8%
		GRAND TOTAL	17,793	100%	2.1% ▲	+366	GRAND TOTAL	100%	100%

Dispositions by Division & Code

Division	Case Type Description	Code	Summary	Change	% Change	Absolute Change
Criminal	Misdemeanor	M	1,237	▲	+10.3%	+116
	Felony	F	595	▲	+0.7%	+4
	Capias	CA	183	▼	-5.2%	-10
	Show Cause	SC	116	▼	-0.9%	-1
	Civil Violation	CV	104	▲	+28.4%	+23
	Total			2,235	▲	6.3%
Traffic	Infraction	I	9,838	▲	+2.7%	+254
	Misdemeanor	M	1,462	▲	+18.3%	+226
	Capias	CA	40	▲	+14.3%	+5
	Felony	F	30	▲	+36.4%	+8
	Show Cause	SC	23	▲	+130.0%	+13
	Civil Violation	CV	2	▲	-	+2
	Restricted Operators License	RL	1	↔	-	-
	Total			11,396	▲	4.7%
Civil	Warrant in Debt	WD	1,703	▲	+23.2%	+321
	Garnishment	GA	993	▼	-43.5%	-764
	Unlawful Detainer	UD	612	▲	+21.2%	+107
	Admin License	AL	113	▲	+21.5%	+20
	Show Cause	SC	106	▲	+39.5%	+30
	Interrogatory	IN	93	▲	+19.2%	+15
	Preliminary Protective Order	PP	59	▼	-15.7%	-11
	Protective Order	PO	57	▼	-12.3%	-8
	Other	OT	32	▼	-33.3%	-16
	Bond Forfeiture	BF	17	▲	+466.7%	+14
	Impoundment	IM	17	▲	+466.7%	+14
	Abstract	AJ	12	▼	-58.6%	-17
	Counter Claim	CC	12	▼	-14.3%	-2
	Capias	CA	7	↔	-	-
	Tenants Assertion	TA	4	▲	+33.3%	+1
	Detinue	DT	2	▼	-66.7%	-4
	Mechanic's Lien	ML	1	↔	-	-
	Overweight	OC	1	▲	-	+1
	Petition-Restore Arms	PR	1	↔	-	-
	Interrogatory-Not	IC	0	▼	-100.0%	-1
Total			3,842	▼	-7.2%	-300
Civil Commitments	Temporary Detention Order	TD	138	▼	-1.4%	-2
	Mental Commitment	MC	133	▲	+35.7%	+35
	Emergency Custody Order	EC	38	↔	-	-
	Other	OT	6	▼	-60.0%	-9
	Medical Emergency Temporary Detention Order	MT	4	▲	+100.0%	+2
	Petition	PT	1	↔	-	-
Total			320	▲	8.8%	+26
GRAND TOTAL			17,793	▲	2.1%	+366

Dispositions by Major Case Category**

Category	Summary	Change	% Change	Absolute Change
Felony	625	▲	+2.0%	+12
Garnishment	1,086	▼	-40.8%	-749

CPSS - GCMS CASELOAD STATISTICS OF THE GENERAL DISTRICT COURTS

January 2024 thru April 2024 Dispositions (Compared to January 2023 thru April 2023)

General Civil	1,716	▼	+22.8%	+319
Infraction/Civil Violation	9,945	▲	+2.9%	+280
Involuntary Civil Commitments	7	▼	-56.3%	-9
Landlord /Tenant	616	▲	+21.3%	+108
Misdemeanor	2,700	▲	+14.5%	+342
Other	982	▲	+9.1%	+82
Protective Orders	116	▼	-14.1%	-19
GRAND TOTAL	17,793	▲	2.1%	+366

* Compared to same time period as previous year
5/15/2024 1:01:45PM

** Case Type Categories are defined in the 2017 Virginia Judicial Workload Assessment
Source: SCV-SQL-Information

2024 Overall GRAND TOTAL		Distribution of Caseload			Change*		Percentage (%) of Caseload		
1,372	+205 17.6%	Criminal	99	7%	4.2% ▲	+4	Criminal	2023 8.1%	2024 7.2%
2024		Traffic	1,213	88%	20.1% ▲	+203	Traffic	86.5%	88.4%
2023		Civil	58	4%	0.0% ↔	0	Civil	5.0%	4.2%
		Civil Commitments	2	0%	-50.0% ▼	-2	Civil Commitments	0.3%	0.1%
		GRAND TOTAL	1,372	100%	17.6% ▲	+205	GRAND TOTAL	100%	100%

Dispositions by Division & Code

Division	Case Type Description	Code	Summary	Change	% Change	Absolute Change
Criminal	Felony	F	37	▲	+105.6%	+19
	Misdemeanor	M	35	▼	-38.6%	-22
	Capias	CA	12	▲	+100.0%	+6
	Show Cause	SC	10	▲	+11.1%	+1
	Civil Violation	CV	5	↔		-
	Total			99	▲	4.2%
Traffic	Infraction	I	997	▲	+14.3%	+125
	Misdemeanor	M	204	▲	+60.6%	+77
	Capias	CA	5	▲	+25.0%	+1
	Felony	F	3	▲	+50.0%	+1
	Show Cause	SC	3	▼	-25.0%	-1
	Restricted Operators License	RL	1	↔		-
	Total			1,213	▲	20.1%
Civil	Warrant in Debt	WD	22	▲	+120.0%	+12
	Garnishment	GA	11	▲	+120.0%	+6
	Admin License	AL	10	▼	-28.6%	-4
	Impoundment	IM	6	▼	-57.1%	-8
	Unlawful Detainer	UD	4	▲	+33.3%	+1
	Abstract	AJ	1	▲	-	+1
	Detinue	DT	1	▲	-	+1
	Other	OT	1	▲	-50.0%	-1
	Preliminary Protective Order	PP	1	▼	-80.0%	-4
	Protective Order	PO	1	▼	-80.0%	-4
Total			58		0.0%	0
Civil Commitments	Temporary Detention Order	TD	2	↔		-
	Emergency Custody Order	EC	0	▼	-100.0%	-1
	Mental Commitment	MC	0	▼	-100.0%	-1
Total			2	▼	-50.0%	-2
GRAND TOTAL			1,372	▲	17.6%	+205

Dispositions by Major Case Category**

Category	Summary	Change	% Change	Absolute Change
Felony	40	▲	+100.0%	+20
Garnishment	11	▲	+120.0%	+6
General Civil	23	▲	+91.7%	+11
Infraction/Civil Violation	1,002	▲	+14.3%	+125
Landlord /Tenant	4	▲	+33.3%	+1
Misdemeanor	240	▲	+29.7%	+55
Other	50	▲	-9.1%	-5
Protective Orders	2	▼	-80.0%	-8
GRAND TOTAL	1,372	▲	17.6%	+205

* Compared to same time period as previous year
 5/15/2024 1:01:45PM

** Case Type Categories are defined in the 2017 Virginia Judicial Workload Assessment
 Source: SCV-SQL-Information

2024 Overall GRAND TOTAL		Distribution of Caseload			Change*		Percentage (%) of Caseload		
3,924	+595 17.9%	Criminal	553	14%	8.4% ▲	+43	Criminal	2023 15.3%	2024 14.1%
2024		Traffic	2,228	57%	26.2% ▲	+463	Traffic	53.0%	56.8%
2023		Civil	1,047	27%	6.6% ▲	+65	Civil	29.5%	26.7%
		Civil Commitments	96	2%	33.3% ▲	+24	Civil Commitments	2.2%	2.4%
		GRAND TOTAL	3,924	100%	17.9% ▲	+595	GRAND TOTAL	100%	100%

Dispositions by Division & Code

Division	Case Type Description	Code	Summary	Change	% Change	Absolute Change
Criminal	Misdemeanor	M	306	▼	-4.7%	-15
	Felony	F	161	▲	+41.2%	+47
	Civil Violation	CV	37	▲	+117.6%	+20
	Capias	CA	30	▼	-16.7%	-6
	Show Cause	SC	19	▼	-13.6%	-3
	Total			553	▲	8.4%
Traffic	Infraction	I	1,659	▲	+33.3%	+414
	Misdemeanor	M	538	▲	+15.9%	+74
	Show Cause	SC	15	↔		-
	Capias	CA	8	▼	-66.7%	-16
	Felony	F	7	▼	-36.4%	-4
	Civil Violation	CV	1	▼	-83.3%	-5
	Total			2,228	▲	26.2%
Civil	Warrant in Debt	WD	399	▲	+16.3%	+56
	Garnishment	GA	269	▼	-6.3%	-18
	Unlawful Detainer	UD	172	▲	+1.2%	+2
	Detinue	DT	50	▲	+56.3%	+18
	Other	OT	44	▼	-2.2%	-1
	Preliminary Protective Order	PP	33	▲	+57.1%	+12
	Protective Order	PO	31	▲	+29.2%	+7
	Bond Forfeiture	BF	22	▼	-12.0%	-3
	Admin License	AL	16	↔		-
	Abstract	AJ	4	▲	+33.3%	+1
	Overweight	OC	3	▲		+3
	Interrogatory	IN	2	▼	-66.7%	-4
	Impoundment	IM	1	▼	-75.0%	-3
	Petition-Restore Arms	PR	1	↔		-
	Counter Claim	CC	0	▼	-100.0%	-2
	Distress Seizure	DS	0	▼	-100.0%	-1
	Motion for Judgment	MJ	0	▼	-100.0%	-1
	Tenants Assertion	TA	0	▼	-100.0%	-1
	Total			1,047	▲	6.6%
Civil Commitments	Temporary Detention Order	TD	49	▲	+25.6%	+10
	Emergency Custody Order	EC	31	▲	+29.2%	+7
	Mental Commitment	MC	16	▲	+77.8%	+7
	Total			96	▲	33.3%
GRAND TOTAL			3,924	▲	17.9%	+595

Dispositions by Major Case Category**

Category	Summary	Change	% Change	Absolute Change
Felony	168	▲	+34.4%	+43
Garnishment	271	▼	-7.5%	-22
General Civil	452	▼	+18.9%	+72
Infraction/Civil Violation	1,700	▲	+34.1%	+432
Landlord /Tenant	172	▼	+0.6%	+1
Misdemeanor	844	▲	+7.5%	+59
Other	253	▼	-3.4%	-9

* Compared to same time period as previous year
 5/15/2024 1:01:45PM

** Case Type Categories are defined in the 2017 Virginia Judicial Workload Assessment
 Source: SCV-SQL-Information

CPSS - GCMS CASELOAD STATISTICS OF THE GENERAL DISTRICT COURTS
 January 2024 thru April 2024 Dispositions (Compared to January 2023 thru April 2023)

Protective Orders	64	▲	+42.2%	+19
GRAND TOTAL	3,924	▲	17.9%	+595

* Compared to same time period as previous year
 5/15/2024 1:01:45PM

** Case Type Categories are defined in the 2017 Virginia Judicial Workload Assessment
 Source: SCV-SQL-Information

2024 Overall GRAND TOTAL		Distribution of Caseload			Change*		Percentage (%) of Caseload			
1,480	-591 -28.5%	Criminal	287	19%	-2.4%	▼	-7	Criminal	2023 14.2%	2024 19.4%
2024		Traffic	650	44%	-49.8%	▼	-646	Traffic	62.6%	43.9%
2023		Civil	454	31%	11.0%	▲	+45	Civil	19.7%	30.7%
		Civil Commitments	89	6%	23.6%	▲	+17	Civil Commitments	3.5%	6.0%
		GRAND TOTAL	1,480	100%	-28.5%	▼	-591	GRAND TOTAL	100%	100%

Dispositions by Division & Code

Division	Case Type Description	Code	Summary	Change	% Change	Absolute Change
Criminal	Misdemeanor	M	170	▼	-4.5%	-8
	Felony	F	78	▼	-4.9%	-4
	Show Cause	SC	18	▲	+28.6%	+4
	Capias	CA	17	▼	-10.5%	-2
	Civil Violation	CV	4	▲	+300.0%	+3
	Total			287	▼	-2.4%
Traffic	Infraction	I	430	▼	-57.7%	-587
	Misdemeanor	M	182	▼	-28.3%	-72
	Show Cause	SC	16	▲	+33.3%	+4
	Capias	CA	10	▲	+42.9%	+3
	Civil Violation	CV	6	▲	+200.0%	+4
	Felony	F	6	▲	+50.0%	+2
Total			650	▼	-49.8%	-646
Civil	Unlawful Detainer	UD	170	▲	+57.4%	+62
	Warrant in Debt	WD	129	▲	+48.3%	+42
	Garnishment	GA	102	▼	-36.6%	-59
	Other	OT	15	▲	+66.7%	+6
	Admin License	AL	11	▲	+10.0%	+1
	Bond Forfeiture	BF	8	▼	-50.0%	-8
	Protective Order	PO	6	▲	+50.0%	+2
	Preliminary Protective Order	PP	5	▲	+66.7%	+2
	Interrogatory	IN	3	▲	+200.0%	+2
	Impoundment	IM	2	▼	-50.0%	-2
	Show Cause	SC	2	▲	-	+2
	Abstract	AJ	1	▼	-50.0%	-1
	Counter Claim	CC	0	▼	-100.0%	-1
	Detinue	DT	0	▼	-100.0%	-3
Total			454	▲	11.0%	+45
Civil Commitments	Temporary Detention Order	TD	35	▲	+45.8%	+11
	Emergency Custody Order	EC	34	▼	-10.5%	-4
	Mental Commitment	MC	20	▲	+100.0%	+10
Total			89	▲	23.6%	+17
GRAND TOTAL			1,480	▼	-28.5%	-591

Dispositions by Major Case Category**

Category	Summary	Change	% Change	Absolute Change
Felony	84	▲	-2.3%	-2
Garnishment	105	▲	-35.2%	-57
General Civil	130	▲	+44.4%	+40
Infraction/Civil Violation	440	▲	-56.9%	-580
Landlord /Tenant	170	▲	+57.4%	+62
Misdemeanor	352	▼	-18.5%	-80
Other	188	▲	+13.3%	+22
Protective Orders	11	▲	+57.1%	+4
GRAND TOTAL	1,480	▼	-28.5%	-591

2024 Overall GRAND TOTAL		Distribution of Caseload			Change*		Percentage (%) of Caseload			
2024	901	Criminal	150	17%	-14.8%	▼	-26	Criminal	20.1%	16.6%
2023	877	Traffic	618	69%	16.4%	▲	+87	Traffic	60.5%	68.6%
	+24 2.7%	Civil	132	15%	-12.6%	▲	-19	Civil	17.2%	14.7%
	▲	Civil Commitments	1	0%	-94.7%	▼	-18	Civil Commitments	2.2%	0.1%
		GRAND TOTAL	901	100%	2.7%	▲	+24	GRAND TOTAL	100%	100%

Dispositions by Division & Code

Division	Case Type Description	Code	Summary	Change	% Change	Absolute Change
Criminal	Misdemeanor	M	77	▼	-28.0%	-30
	Felony	F	58	▲	+81.3%	+26
	Capias	CA	8	▼	-52.9%	-9
	Civil Violation	CV	5	▲	+66.7%	+2
	Show Cause	SC	2	▼	-88.2%	-15
	Total			150	▼	-14.8%
Traffic	Infraction	I	484	▲	+15.0%	+63
	Misdemeanor	M	128	▲	+18.5%	+20
	Felony	F	6	▲	+200.0%	+4
	Total		618	▲	16.4%	+87
Civil	Warrant in Debt	WD	68	↔	-	-
	Garnishment	GA	30	▼	-9.1%	-3
	Unlawful Detainer	UD	10	▼	-41.2%	-7
	Preliminary Protective Order	PP	6	▲	+20.0%	+1
	Admin License	AL	5	▲	+150.0%	+3
	Protective Order	PO	5	▼	-37.5%	-3
	Other	OT	3	▼	-25.0%	-1
	Abstract	AJ	2	▲	-	+2
	Bond Forfeiture	BF	2	▼	-60.0%	-3
	Counter Claim	CC	1	▲	-	+1
	Capias	CA	0	▼	-100.0%	-2
	Interrogatory	IN	0	▼	-100.0%	-2
	Motion for Judgment	MJ	0	▼	-100.0%	-1
	Overweight	OC	0	▼	-100.0%	-1
	Show Cause	SC	0	▼	-100.0%	-3
Total			132	▼	-12.6%	-19
Civil Commitments	Temporary Detention Order	TD	1	▼	-92.3%	-12
	Emergency Custody Order	EC	0	▼	-100.0%	-6
	Total		1	▼	-94.7%	-18
GRAND TOTAL			901	▲	2.7%	+24

Dispositions by Major Case Category**

Category	Summary	Change	% Change	Absolute Change
Felony	64	▲	+88.2%	+30
Garnishment	30	▼	-14.3%	-5
General Civil	68	▼	-1.4%	-1
Infraction/Civil Violation	489	▼	+15.1%	+64
Landlord /Tenant	10	▼	-41.2%	-7
Misdemeanor	205	▼	-4.7%	-10
Other	24	▲	-65.2%	-45
Protective Orders	11	▼	-15.4%	-2
GRAND TOTAL	901	▲	2.7%	+24

2024 Overall GRAND TOTAL		Distribution of Caseload			Change*		Percentage (%) of Caseload		
5,028	-20 -0.4%	Criminal	1,464	29%	10.2% ▲	+136	Criminal	2023 26.3%	2024 29.1%
2024		Traffic	1,647	33%	0.7% ▲	+11	Traffic	32.4%	32.8%
2023		Civil	1,550	31%	-9.1% ▼	-156	Civil	33.8%	30.8%
		Civil Commitments	367	7%	-2.9% ▼	-11	Civil Commitments	7.5%	7.3%
		GRAND TOTAL	5,028	100%	-0.4% ▼	-20	GRAND TOTAL	100%	100%

Dispositions by Division & Code

Division	Case Type Description	Code	Summary	Change	% Change	Absolute Change
Criminal	Misdemeanor	M	873	▲	+4.4%	+37
	Felony	F	365	▲	+13.7%	+44
	Capias	CA	176	▲	+54.4%	+62
	Show Cause	SC	28	▼	-20.0%	-7
	Civil Violation	CV	19	▲	+35.7%	+5
	Motion	MO	2	▲	-	+2
	Restricted Operators License	RL	1	▼	-87.5%	-7
	Total			1,464	▲	10.2%
Traffic	Infraction	I	1,146	▼	-1.5%	-17
	Misdemeanor	M	463	▲	+7.4%	+32
	Capias	CA	27	▲	+12.5%	+3
	Felony	F	10	↔	-	-
	Other	O	1	▲	-	+1
	Restricted Operators License	RL	0	▼	-100.0%	-4
	Show Cause	SC	0	▼	-100.0%	-4
Total			1,647	▲	0.7%	+11
Civil	Warrant in Debt	WD	440	▼	-0.5%	-2
	Unlawful Detainer	UD	419	▼	-6.9%	-31
	Garnishment	GA	312	▼	-12.6%	-45
	Detinue	DT	146	▼	-39.9%	-97
	Other	OT	112	▼	+7.7%	+8
	Protective Order	PO	44	▲	+46.7%	+14
	Preliminary Protective Order	PP	41	▲	+41.4%	+12
	Admin License	AL	14	▼	-30.0%	-6
	Bond Forfeiture	BF	10	▼	-23.1%	-3
	Tenants Assertion	TA	5	▲	-	+5
	Impoundment	IM	3	↔	-	-
	Interrogatory	IN	2	↔	-	-
	Motion for Judgment	MJ	1	▲	-	+1
	Petition-Restore Arms	PR	1	▼	-50.0%	-1
	Abstract	AJ	0	▼	-100.0%	-6
	Counter Claim	CC	0	▼	-100.0%	-2
Show Cause	SC	0	▼	-100.0%	-3	
Total			1,550	▼	-9.1%	-156
Civil Commitments	Mental Commitment	MC	188	▲	+12.6%	+21
	Temporary Detention Order	TD	77	▲	+4.1%	+3
	Other	OT	74	▼	-2.6%	-2
	Emergency Custody Order	EC	25	▼	-53.7%	-29
	Petition	PT	2	▼	-60.0%	-3
	Medical Emergency Temporary Detention Order	MT	1	↔	-	-
	Medical Emergency Custody Order	ME	0	▼	-100.0%	-1
Total			367	▼	-2.9%	-11
GRAND TOTAL			5,028	▼	-0.4%	-20

Dispositions by Major Case Category**

Category	Summary	Change	% Change	Absolute Change
Felony	375	▲	+13.3%	+44
Garnishment	314	▼	-12.5%	-45

CPSS - GCMS CASELOAD STATISTICS OF THE GENERAL DISTRICT COURTS
 January 2024 thru April 2024 Dispositions (Compared to January 2023 thru April 2023)

Danville

District: 22 FIPS: 590

General Civil	590	▲	-14.9%	-103
Infraction/Civil Violation	1,166	▲	-0.9%	-11
Involuntary Civil Commitments	76	▼	-6.2%	-5
Landlord /Tenant	424	▲	-5.8%	-26
Misdemeanor	1,337	▼	+4.5%	+58
Other	661	▲	+6.8%	+42
Protective Orders	85	▲	+44.1%	+26
GRAND TOTAL	5,028	▼	-0.4%	-20

2024 Overall GRAND TOTAL		Distribution of Caseload			Change*		Percentage (%) of Caseload		
2024	4,080	Criminal	676	17%	17.8% ▲	+102	Criminal	2023	2024
2023	+1,035 34.0%	Traffic	2,524	62%	47.5% ▲	+813	Traffic	18.9%	16.6%
		Civil	810	20%	17.2% ▲	+119	Civil	56.2%	61.9%
		Civil Commitments	70	2%	1.4% ▲	+1	Civil Commitments	22.7%	19.9%
		GRAND TOTAL	4,080	100%	34.0% ▲	+1,035	GRAND TOTAL	100%	100%

Dispositions by Division & Code

Division	Case Type Description	Code	Summary	Change	% Change	Absolute Change
Criminal	Misdemeanor	M	409	▲	+7.1%	+27
	Felony	F	151	▲	+29.1%	+34
	Capias	CA	72	▲	+53.2%	+25
	Show Cause	SC	24	▲	+33.3%	+6
	Civil Violation	CV	20	▲	+100.0%	+10
	Total			676	▲	17.8%
Traffic	Infraction	I	2,120	▲	+57.4%	+773
	Misdemeanor	M	359	▲	+9.1%	+30
	Capias	CA	34	▲	+36.0%	+9
	Felony	F	9	↔		-
	Civil Violation	CV	1	↔		-
	Show Cause	SC	1	▲	-	+1
Total			2,524	▲	47.5%	+813
Civil	Warrant in Debt	WD	327	▲	+27.2%	+70
	Garnishment	GA	220	▲	+2.3%	+5
	Unlawful Detainer	UD	88	▲	+2.3%	+2
	Other	OT	43	▼	+30.3%	+10
	Detinue	DT	26	▲	+23.8%	+5
	Admin License	AL	22	↔		-
	Preliminary Protective Order	PP	18	▲	+38.5%	+5
	Bond Forfeiture	BF	14	▲	+100.0%	+7
	Interrogatory	IN	14	▲	+7.7%	+1
	Impoundment	IM	13	▲	+225.0%	+9
	Show Cause	SC	9	▲	+28.6%	+2
	Abstract	AJ	6	▲	-	+6
	Protective Order	PO	5	▼	-16.7%	-1
	Counter Claim	CC	2	▲	+100.0%	+1
	Motion for Judgment	MJ	1	▲	-	+1
	Petition-Restore Arms	PR	1	▼	-50.0%	-1
Tenants Assertion	TA	1	▼	-75.0%	-3	
Total			810	▲	17.2%	+119
Civil Commitments	Temporary Detention Order	TD	39	▲	+2.6%	+1
	Emergency Custody Order	EC	28	▲	+21.7%	+5
	Mental Commitment	MC	3	▼	-62.5%	-5
Total			70	▲	1.4%	+1
GRAND TOTAL			4,080	▲	34.0%	+1,035

Dispositions by Major Case Category**

Category	Summary	Change	% Change	Absolute Change
Felony	160	▲	+27.0%	+34
Garnishment	234	▲	+2.6%	+6
General Civil	356	▲	+26.2%	+74
Infraction/Civil Violation	2,141	▲	+57.7%	+783
Landlord /Tenant	89	▼	-1.1%	-1
Misdemeanor	768	▲	+8.0%	+57
Other	309	▲	+33.8%	+78
Protective Orders	23	▲	+21.1%	+4

* Compared to same time period as previous year
 5/15/2024 1:01:45PM

** Case Type Categories are defined in the 2017 Virginia Judicial Workload Assessment
 Source: SCV-SQL-Information

<i>GRAND TOTAL</i>	4,080	▲	34.0%	+1,035
---------------------------	--------------	---	-------	--------

* Compared to same time period as previous year
5/15/2024 1:01:45PM

** Case Type Categories are defined in the 2017 Virginia Judicial Workload Assessment
Source: SCV-SQL-Information

2024 Overall GRAND TOTAL		Distribution of Caseload			Change*		Percentage (%) of Caseload			
2024	3,913	Criminal	326	8%	-3.3%	▼	-11	Criminal	2023	2024
2023	+1,073 37.8%	Traffic	2,517	64%	66.1%	▲	+1,002	Traffic	11.9%	8.3%
		Civil	998	26%	6.7%	▲	+63	Civil	53.3%	64.3%
		Civil Commitments	72	2%	35.8%	▲	+19	Civil Commitments	32.9%	25.5%
		GRAND TOTAL	3,913	100%	37.8%	▲	+1,073	GRAND TOTAL	100%	100%

Dispositions by Division & Code

Division	Case Type Description	Code	Summary	Change	% Change	Absolute Change
Criminal	Misdemeanor	M	204	▼	-7.3%	-16
	Felony	F	75	▼	-2.6%	-2
	Capias	CA	34	▲	+47.8%	+11
	Civil Violation	CV	10	▲	+25.0%	+2
	Show Cause	SC	3	▼	-66.7%	-6
	Total			326	▼	-3.3%
Traffic	Infraction	I	2,123	▲	+70.2%	+876
	Misdemeanor	M	384	▲	+54.2%	+135
	Capias	CA	8	▼	-38.5%	-5
	Felony	F	2	↔		-
	Show Cause	SC	0	▼	-100.0%	-4
	Total			2,517	▲	66.1%
Civil	Warrant in Debt	WD	510	▲	+6.7%	+32
	Garnishment	GA	282	▲	+20.0%	+47
	Unlawful Detainer	UD	104	▼	-7.1%	-8
	Other	OT	38	▼	-5.0%	-2
	Abstract	AJ	15	▲	+15.4%	+2
	Preliminary Protective Order	PP	10	▼	-16.7%	-2
	Impoundment	IM	7	▲	+133.3%	+4
	Interrogatory	IN	6	▼	-40.0%	-4
	Protective Order	PO	6	↔		-
	Show Cause	SC	6	▲	+50.0%	+2
	Admin License	AL	4	▼	-60.0%	-6
	Detinue	DT	4	▲	+300.0%	+3
	Bond Forfeiture	BF	2	▼	-60.0%	-3
	Tenants Assertion	TA	2	▲	-	+2
	Counter Claim	CC	1	↔		-
	Motion for Judgment	MJ	1	↔		-
Petition-Restore Arms	PR	0	▼	-100.0%	-4	
Total			998	▲	6.7%	+63
Civil Commitments	Temporary Detention Order	TD	41	▲	+32.3%	+10
	Emergency Custody Order	EC	30	▲	+50.0%	+10
	Other	OT	1	▲	-	+1
	Medical Emergency Temporary Detention Order	MT	0	▼	-100.0%	-1
	Mental Commitment	MC	0	▼	-100.0%	-1
Total			72	▲	35.8%	+19
GRAND TOTAL			3,913	▲	37.8%	+1,073

Dispositions by Major Case Category**

Category	Summary	Change	% Change	Absolute Change
Felony	77	▼	-2.5%	-2
Garnishment	288	▼	+17.6%	+43
General Civil	519	▲	+6.4%	+31
Infraction/Civil Violation	2,133	▲	+70.0%	+878
Involuntary Civil Commitments	1	▲	-	+1
Landlord /Tenant	106	▲	-5.4%	-6
Misdemeanor	588	▲	+25.4%	+119

* Compared to same time period as previous year

** Case Type Categories are defined in the 2017 Virginia Judicial Workload Assessment

CPSS - GCMS CASELOAD STATISTICS OF THE GENERAL DISTRICT COURTS
 January 2024 thru April 2024 Dispositions (Compared to January 2023 thru April 2023)

Other	185	▼	+6.3%	+11
Protective Orders	16	▼	-11.1%	-2
GRAND TOTAL	3,913	▲	37.8%	+1,073

* Compared to same time period as previous year
 5/15/2024 1:01:45PM

** Case Type Categories are defined in the 2017 Virginia Judicial Workload Assessment
 Source: SCV-SQL-Information

2024 Overall GRAND TOTAL		Distribution of Caseload			Change*		Percentage (%) of Caseload		
11,875	+1,584 15.4%	Criminal	1,603	13%	3.9% ▲	+60	Criminal	2023 15.0%	2024 13.5%
2024	↑	Traffic	6,028	51%	35.5% ▲	+1,579	Traffic	43.2%	50.8%
2023		Civil	3,791	32%	-1.1% ▼	-44	Civil	37.3%	31.9%
		Civil Commitments	453	4%	-2.4% ▼	-11	Civil Commitments	4.5%	3.8%
		GRAND TOTAL	11,875	100%	15.4% ▲	+1,584	GRAND TOTAL	100%	100%

Dispositions by Division & Code

Division	Case Type Description	Code	Summary	Change	% Change	Absolute Change
Criminal	Misdemeanor	M	1,132	▲	+8.2%	+86
	Felony	F	383	▼	-5.2%	-21
	Capias	CA	43	▲	+22.9%	+8
	Show Cause	SC	38	▼	-7.3%	-3
	Civil Violation	CV	5	▼	-58.3%	-7
	Motion	MO	1	▼	-75.0%	-3
	Restricted Operators License	RL	1	↔		-
	Total			1,603	▲	3.9%
Traffic	Infraction	I	4,571	▲	+36.6%	+1,225
	Misdemeanor	M	1,375	▲	+39.5%	+389
	Felony	F	39	▼	-9.3%	-4
	Show Cause	SC	15	▼	-50.0%	-15
	Civil Violation	CV	10	▼	-41.2%	-7
	Capias	CA	8	▲	+14.3%	+1
	Motion	MO	8	▲	+33.3%	+2
	Restricted Operators License	RL	2	▼	-84.6%	-11
	Other	O	0	▼	-100.0%	-1
Total			6,028	▲	35.5%	+1,579
Civil	Warrant in Debt	WD	1,280	▲	+0.4%	+5
	Unlawful Detainer	UD	986	▲	+10.2%	+91
	Garnishment	GA	812	▼	-16.3%	-158
	Other	OT	170	▲	-1.7%	-3
	Detinue	DT	142	▼	-22.4%	-41
	Preliminary Protective Order	PP	110	▲	+7.8%	+8
	Protective Order	PO	98	▲	+151.3%	+59
	Interrogatory	IN	60	▲	+30.4%	+14
	Show Cause	SC	34	▼	-29.2%	-14
	Admin License	AL	32	▲	+39.1%	+9
	Bond Forfeiture	BF	17	▼	-45.2%	-14
	Counter Claim	CC	14	▲	+250.0%	+10
	Tenants Assertion	TA	14	▲	+7.7%	+1
	Abstract	AJ	13	▼	-40.9%	-9
	Impoundment	IM	6	↔		-
	Capias	CA	2	▼	-50.0%	-2
Motion for Judgment	MJ	1	↔		-	
Total			3,791	▼	-1.1%	-44
Civil Commitments	Temporary Detention Order	TD	250	▲	+20.8%	+43
	Mental Commitment	MC	98	▼	-15.5%	-18
	Emergency Custody Order	EC	52	▼	-33.3%	-26
	Medical Emergency Temporary Detention Order	MT	41	▼	-4.7%	-2
	Other	OT	12	▼	-40.0%	-8
Total			453	▼	-2.4%	-11
GRAND TOTAL			11,875	▲	15.4%	+1,584

Dispositions by Major Case Category**

Category	Summary	Change	% Change	Absolute Change
Felony	422	▼	-5.6%	-25
Garnishment	872	▲	-14.2%	-144

CPSS - GCMS CASELOAD STATISTICS OF THE GENERAL DISTRICT COURTS
 January 2024 thru April 2024 Dispositions (Compared to January 2023 thru April 2023)

Roanoke

District: 23 FIPS: 770

General Civil	1,433	▼	-2.4%	-35
Infraction/Civil Violation	4,586	▼	+35.8%	+1,210
Involuntary Civil Commitments	12	▼	-40.0%	-8
Landlord /Tenant	1,000	▲	+10.1%	+92
Misdemeanor	2,510	▼	+22.7%	+464
Other	832	▲	-4.3%	-37
Protective Orders	208	▲	+47.5%	+67
GRAND TOTAL	11,875	▲	15.4%	+1,584

* Compared to same time period as previous year
 5/15/2024 1:01:45PM

** Case Type Categories are defined in the 2017 Virginia Judicial Workload Assessment
 Source: SCV-SQL-Information

2024 Overall GRAND TOTAL		Distribution of Caseload			Change*		Percentage (%) of Caseload		
8,665	+1,018 13.3%	Criminal	964	11%	-1.0% ▼	-10	Criminal	2023 12.7%	2024 11.1%
2024		Traffic	5,899	68%	16.1% ▲	+820	Traffic	66.4%	68.1%
2023		Civil	1,447	17%	15.6% ▲	+195	Civil	16.4%	16.7%
		Civil Commitments	355	4%	3.8% ▲	+13	Civil Commitments	4.5%	4.1%
		GRAND TOTAL	8,665	100%	13.3% ▲	+1,018	GRAND TOTAL	100%	100%

Dispositions by Division & Code

Division	Case Type Description	Code	Summary	Change	% Change	Absolute Change
Criminal	Misdemeanor	M	648	▲	+6.1%	+37
	Felony	F	227	▼	-15.9%	-43
	Capias	CA	62	▲	+40.9%	+18
	Show Cause	SC	24	▼	-22.6%	-7
	Civil Violation	CV	3	▼	-83.3%	-15
	Total			964	▼	-1.0%
Traffic	Infraction	I	4,465	▲	+15.4%	+595
	Misdemeanor	M	1,320	▲	+19.3%	+214
	Capias	CA	46	▲	+58.6%	+17
	Show Cause	SC	38	▲	+22.6%	+7
	Civil Violation	CV	18	▲	+5.9%	+1
	Felony	F	10	▼	-56.5%	-13
	Restricted Operators License	RL	2	▼	-33.3%	-1
	Total			5,899	▲	16.1%
Civil	Warrant in Debt	WD	622	▲	+47.0%	+199
	Garnishment	GA	337	▲	+12.7%	+38
	Unlawful Detainer	UD	272	▼	-0.4%	-1
	Other	OT	40	▲	-4.8%	-2
	Admin License	AL	36	▼	-16.3%	-7
	Interrogatory	IN	25	▲	+4.2%	+1
	Bond Forfeiture	BF	22	▼	-15.4%	-4
	Preliminary Protective Order	PP	20	▼	-20.0%	-5
	Abstract	AJ	17	▲	+112.5%	+9
	Protective Order	PO	15	▼	-44.4%	-12
	Show Cause	SC	14	▼	-36.4%	-8
	Impoundment	IM	13	▼	-45.8%	-11
	Detinue	DT	5	▼	-16.7%	-1
	Counter Claim	CC	3	▲	+50.0%	+1
	Petition-Restore Arms	PR	2	↔		-
	Tenants Assertion	TA	2	↔		-
	Motion for Judgment	MJ	1	▼	-50.0%	-1
	Third Party Claim	TH	1	▲	-	+1
	Capias	CA	0	▼	-100.0%	-1
	Overweight	OC	0	▼	-100.0%	-1
Total			1,447	▲	15.6%	+195
Civil Commitments	Mental Commitment	MC	206	▼	-7.2%	-16
	Temporary Detention Order	TD	78	▲	+36.8%	+21
	Other	OT	41	▲	+10.8%	+4
	Emergency Custody Order	EC	30	▲	+15.4%	+4
	Total			355	▲	3.8%
GRAND TOTAL			8,665	▲	13.3%	+1,018

Dispositions by Major Case Category**

Category	Summary	Change	% Change	Absolute Change
Felony	237	▼	-19.1%	-56
Garnishment	362	▲	+12.1%	+39
General Civil	639	▼	+44.9%	+198
Infraction/Civil Violation	4,486	▼	+14.8%	+580

* Compared to same time period as previous year
 5/15/2024 1:01:45PM

** Case Type Categories are defined in the 2017 Virginia Judicial Workload Assessment
 Source: SCV-SQL-Information

CPSS - GCMS CASELOAD STATISTICS OF THE GENERAL DISTRICT COURTS
 January 2024 thru April 2024 Dispositions (Compared to January 2023 thru April 2023)

Involuntary Civil Commitments	41	▲	+10.8%	+4
Landlord /Tenant	274	▼	-0.4%	-1
Misdemeanor	1,970	▼	+14.5%	+250
Other	621	▲	+3.5%	+21
Protective Orders	35	▼	-32.7%	-17
GRAND TOTAL	8,665	▲	13.3%	+1,018

* Compared to same time period as previous year
 5/15/2024 1:01:45PM

** Case Type Categories are defined in the 2017 Virginia Judicial Workload Assessment
 Source: SCV-SQL-Information

2024 Overall GRAND TOTAL		Distribution of Caseload			Change*		Percentage (%) of Caseload		
3,127	+244 8.5%	Criminal	585	19%	15.2% ▲	+77	Criminal	2023 17.6%	2024 18.7%
2024		Traffic	1,628	52%	5.1% ▲	+79	Traffic	53.7%	52.1%
2023		Civil	621	20%	8.6% ▲	+49	Civil	19.8%	19.9%
		Civil Commitments	293	9%	15.4% ▲	+39	Civil Commitments	8.8%	9.4%
		GRAND TOTAL	3,127	100%	8.5% ▲	+244	GRAND TOTAL	100%	100%

Dispositions by Division & Code

Division	Case Type Description	Code	Summary	Change	% Change	Absolute Change
Criminal	Misdemeanor	M	387	▲	+15.5%	+52
	Felony	F	112	▲	+15.5%	+15
	Capias	CA	44	▲	+25.7%	+9
	Show Cause	SC	30	▼	-3.2%	-1
	Civil Violation	CV	12	▲	+20.0%	+2
	Total			585	▲	15.2%
Traffic	Infraction	I	1,286	▲	+1.1%	+14
	Misdemeanor	M	322	▲	+31.4%	+77
	Felony	F	8	▲	+100.0%	+4
	Show Cause	SC	8	▼	-61.9%	-13
	Capias	CA	4	▼	-33.3%	-2
	Civil Violation	CV	0	▼	-100.0%	-1
Total			1,628	▲	5.1%	+79
Civil	Warrant in Debt	WD	203	▲	+4.6%	+9
	Unlawful Detainer	UD	170	▼	-2.9%	-5
	Garnishment	GA	108	▲	+21.3%	+19
	Admin License	AL	33	▲	+153.8%	+20
	Other	OT	31	▼	+6.9%	+2
	Detinue	DT	27	▲	+17.4%	+4
	Preliminary Protective Order	PP	12	▲	+9.1%	+1
	Show Cause	SC	11	▲	+83.3%	+5
	Impoundment	IM	10	▲	+900.0%	+9
	Protective Order	PO	6	▼	-50.0%	-6
	Interrogatory	IN	5	▼	-16.7%	-1
	Abstract	AJ	3	▼	-50.0%	-3
	Bond Forfeiture	BF	1	↔	-	-
	Motion for Judgment	MJ	1	▲	-	+1
	Petition-Restore Arms	PR	0	▼	-100.0%	-2
	Tenants Assertion	TA	0	▼	-100.0%	-4
Total			621	▲	8.6%	+49
Civil Commitments	Mental Commitment	MC	188	▲	+19.7%	+31
	Temporary Detention Order	TD	62	▼	-12.7%	-9
	Emergency Custody Order	EC	19	▲	+46.2%	+6
	Other	OT	15	▲	+50.0%	+5
	Medical Emergency Temporary Detention Order	MT	9	▲	+200.0%	+6
Total			293	▲	15.4%	+39
GRAND TOTAL			3,127	▲	8.5%	+244

Dispositions by Major Case Category**

Category	Summary	Change	% Change	Absolute Change
Felony	120	▲	+18.8%	+19
Garnishment	113	▲	+18.9%	+18
General Civil	233	▲	+5.0%	+11
Infraction/Civil Violation	1,298	▼	+1.2%	+15
Involuntary Civil Commitments	15	▲	+50.0%	+5
Landlord /Tenant	170	▼	-5.0%	-9
Misdemeanor	709	▲	+22.2%	+129

CPSS - GCMS CASELOAD STATISTICS OF THE GENERAL DISTRICT COURTS

January 2024 thru April 2024 Dispositions (Compared to January 2023 thru April 2023)

Salem

District: 23 FIPS: 775

Other	451	▲	+15.6%	+61
Protective Orders	18	▼	-21.7%	-5
GRAND TOTAL	3,127	▲	8.5%	+244

2024 Overall GRAND TOTAL		Distribution of Caseload			Change*		Percentage (%) of Caseload		
2,711	+274 11.2%	Criminal	375	14%	-10.7% ▼	-45	Criminal	2023 17.2%	2024 13.8%
2024		Traffic	1,784	66%	25.7% ▲	+365	Traffic	58.2%	65.8%
2023		Civil	523	19%	-7.3% ▲	-41	Civil	23.1%	19.3%
		Civil Commitments	29	1%	-14.7% ▼	-5	Civil Commitments	1.4%	1.1%
		GRAND TOTAL	2,711	100%	11.2% ▲	+274	GRAND TOTAL	100%	100%

Dispositions by Division & Code

Division	Case Type Description	Code	Summary	Change	% Change	Absolute Change
Criminal	Misdemeanor	M	209	▼	-7.9%	-18
	Felony	F	90	▼	-18.2%	-20
	Show Cause	SC	42	▲	+7.7%	+3
	Capias	CA	31	↔		-
	Motion	MO	2	▼	-81.8%	-9
	Civil Violation	CV	1	▼	-50.0%	-1
	Total			375	▼	-10.7%
Traffic	Infraction	I	1,454	▲	+23.2%	+274
	Misdemeanor	M	295	▲	+44.6%	+91
	Show Cause	SC	15	▲	+36.4%	+4
	Capias	CA	10	↔		-
	Civil Violation	CV	4	▼	-20.0%	-1
	Felony	F	3	▼	-25.0%	-1
	Motion	MO	3	▼	-40.0%	-2
Total			1,784	▲	25.7%	+365
Civil	Warrant in Debt	WD	196	▲	+40.0%	+56
	Garnishment	GA	143	▼	-14.4%	-24
	Unlawful Detainer	UD	71	▼	-36.6%	-41
	Other	OT	32	▲	-8.6%	-3
	Detinue	DT	14	▼	-17.6%	-3
	Interrogatory	IN	14	▲	+16.7%	+2
	Preliminary Protective Order	PP	12	▼	-25.0%	-4
	Protective Order	PO	11	▲	+22.2%	+2
	Show Cause	SC	11	▲	+22.2%	+2
	Admin License	AL	9	▼	-60.9%	-14
	Abstract	AJ	3	▼	-62.5%	-5
	Bond Forfeiture	BF	3	▼	-70.0%	-7
	Capias	CA	2	▼	-33.3%	-1
Impoundment	IM	2	▼	-33.3%	-1	
Total			523	▼	-7.3%	-41
Civil Commitments	Temporary Detention Order	TD	20	▼	-31.0%	-9
	Emergency Custody Order	EC	9	▲	+80.0%	+4
Total			29	▼	-14.7%	-5
GRAND TOTAL			2,711	▲	11.2%	+274

Dispositions by Major Case Category**

Category	Summary	Change	% Change	Absolute Change
Felony	93	▼	-18.4%	-21
Garnishment	157	▲	-12.3%	-22
General Civil	216	▲	+35.8%	+57
Infraction/Civil Violation	1,459	▼	+22.9%	+272
Landlord /Tenant	71	▼	-36.6%	-41
Misdemeanor	504	▲	+16.9%	+73
Other	188	▼	-18.3%	-42
Protective Orders	23	▼	-8.0%	-2
GRAND TOTAL	2,711	▲	11.2%	+274

* Compared to same time period as previous year
 5/15/2024 1:01:45PM

** Case Type Categories are defined in the 2017 Virginia Judicial Workload Assessment
 Source: SCV-SQL-Information

2024 Overall GRAND TOTAL		Distribution of Caseload			Change*		Percentage (%) of Caseload		
3,426	+122 3.7%	Criminal	700	20%	4.5% ▲	+30	Criminal	20.3%	20.4%
2024		Traffic	1,520	44%	-8.0% ▼	-133	Traffic	50.0%	44.4%
2023		Civil	1,147	33%	23.5% ▲	+218	Civil	28.1%	33.5%
		Civil Commitments	59	2%	13.5% ▲	+7	Civil Commitments	1.6%	1.7%
		GRAND TOTAL	3,426	100%	3.7% ▲	+122	GRAND TOTAL	100%	100%

Dispositions by Division & Code

Division	Case Type Description	Code	Summary	Change	% Change	Absolute Change
Criminal	Misdemeanor	M	354	▲	+1.1%	+4
	Felony	F	201	▲	+31.4%	+48
	Capias	CA	70	▲	+29.6%	+16
	Show Cause	SC	62	▼	-21.5%	-17
	Civil Violation	CV	13	▼	-61.8%	-21
	Total			700	▲	4.5%
Traffic	Infraction	I	1,121	▼	-8.6%	-105
	Misdemeanor	M	281	▼	-5.7%	-17
	Capias	CA	56	▲	+7.7%	+4
	Show Cause	SC	54	▼	-19.4%	-13
	Felony	F	7	▼	-22.2%	-2
	Restricted Operators License	RL	1	▲	-	+1
	Civil Violation	CV	0	▼	-100.0%	-1
	Total			1,520	▼	-8.0%
Civil	Warrant in Debt	WD	563	▲	+45.9%	+177
	Garnishment	GA	272	▲	+31.4%	+65
	Unlawful Detainer	UD	82	▼	-24.1%	-26
	Other	OT	51	▲	+13.3%	+6
	Preliminary Protective Order	PP	48	▲	+29.7%	+11
	Protective Order	PO	43	▲	+72.0%	+18
	Impoundment	IM	24	▲	+84.6%	+11
	Interrogatory	IN	20	▼	-25.9%	-7
	Detinue	DT	13	▼	-56.7%	-17
	Abstract	AJ	10	▼	-9.1%	-1
	Admin License	AL	9	▼	-25.0%	-3
	Show Cause	SC	4	▼	-80.0%	-16
	Capias	CA	2	↔	-	-
	Counter Claim	CC	2	▼	-33.3%	-1
	Petition-Restore Arms	PR	2	▲	+100.0%	+1
	Bond Forfeiture	BF	1	▲	-	+1
	Tenants Assertion	TA	1	▲	-	+1
	Restricted Operators License	RL	0	▼	-100.0%	-1
	Third Party Claim	TH	0	▼	-100.0%	-1
	Total			1,147	▲	23.5%
Civil Commitments	Temporary Detention Order	TD	39	▲	+34.5%	+10
	Emergency Custody Order	EC	20	▼	-9.1%	-2
	Medical Emergency Temporary Detention Order	MT	0	▼	-100.0%	-1
	Total			59	▲	13.5%
GRAND TOTAL			3,426	▲	3.7%	+122

Dispositions by Major Case Category**

Category	Summary	Change	% Change	Absolute Change
Felony	208	▲	+28.4%	+46
Garnishment	292	▲	+24.8%	+58
General Civil	585	▲	+38.3%	+162
Infraction/Civil Violation	1,134	▼	-10.1%	-127
Landlord /Tenant	83	▲	-23.1%	-25
Misdemeanor	636	▲	-2.0%	-13

CPSS - GCMS CASELOAD STATISTICS OF THE GENERAL DISTRICT COURTS

January 2024 thru April 2024 Dispositions (Compared to January 2023 thru April 2023)

Other	397	▲	-2.0%	-8
Protective Orders	91	▲	+46.8%	+29
GRAND TOTAL	3,426	▲	3.7%	+122

* Compared to same time period as previous year
5/15/2024 1:01:45PM

** Case Type Categories are defined in the 2017 Virginia Judicial Workload Assessment
Source: SCV-SQL-Information

2024 Overall GRAND TOTAL		Distribution of Caseload			Change*		Percentage (%) of Caseload		
3,816	+369 10.7%	Criminal	488	13%	-1.0% ▼	-5	Criminal	2023 14.3%	2024 12.8%
2024		Traffic	1,969	52%	16.9% ▲	+285	Traffic	48.9%	51.6%
2023		Civil	1,312	34%	6.0% ▲	+74	Civil	35.9%	34.4%
		Civil Commitments	47	1%	46.9% ▲	+15	Civil Commitments	0.9%	1.2%
		GRAND TOTAL	3,816	100%	10.7% ▲	+369	GRAND TOTAL	100%	100%

Dispositions by Division & Code

Division	Case Type Description	Code	Summary	Change	% Change	Absolute Change
Criminal	Misdemeanor	M	269	▼	-2.9%	-8
	Felony	F	116	▲	+1.8%	+2
	Capias	CA	49	▲	+25.6%	+10
	Show Cause	SC	42	▼	-12.5%	-6
	Civil Violation	CV	8	▲	+33.3%	+2
	Restricted Operators License	RL	4	▼	-55.6%	-5
	Total			488	▼	-1.0%
Traffic	Infraction	I	1,578	▲	+16.9%	+228
	Misdemeanor	M	319	▲	+13.1%	+37
	Show Cause	SC	36	▲	+89.5%	+17
	Capias	CA	23	▲	+35.3%	+6
	Felony	F	7	▼	-46.2%	-6
	Civil Violation	CV	5	▲	-	+5
	Restricted Operators License	RL	1	▼	-66.7%	-2
Total			1,969	▲	16.9%	+285
Civil	Warrant in Debt	WD	730	▲	+12.8%	+83
	Unlawful Detainer	UD	227	▲	+1.8%	+4
	Garnishment	GA	193	▲	+21.4%	+34
	Other	OT	44	▼	-20.0%	-11
	Preliminary Protective Order	PP	32	▼	-23.8%	-10
	Admin License	AL	17	▲	+13.3%	+2
	Detinue	DT	17	▼	-5.6%	-1
	Protective Order	PO	15	▼	-44.4%	-12
	Impoundment	IM	12	▲	+33.3%	+3
	Interrogatory	IN	11	▼	-26.7%	-4
	Abstract	AJ	5	▼	-44.4%	-4
	Bond Forfeiture	BF	2	▼	-66.7%	-4
	Show Cause	SC	2	▼	-77.8%	-7
	Tenants Assertion	TA	2	▲	+100.0%	+1
	Counter Claim	CC	1	▲	-	+1
	Cross Claim	CR	1	▲	-	+1
	Petition-Restore Arms	PR	1	▼	-50.0%	-1
Capias	CA	0	▼	-100.0%	-1	
Total			1,312	▲	6.0%	+74
Civil Commitments	Temporary Detention Order	TD	32	▲	+146.2%	+19
	Emergency Custody Order	EC	14	▼	-26.3%	-5
	Medical Emergency Temporary Detention Order	MT	1	▲	-	+1
Total			47	▲	46.9%	+15
GRAND TOTAL			3,816	▲	10.7%	+369

Dispositions by Major Case Category**

Category	Summary	Change	% Change	Absolute Change
Felony	123	▼	-3.1%	-4
Garnishment	204	▼	+17.2%	+30
General Civil	754	▼	+12.2%	+82
Infraction/Civil Violation	1,591	▲	+17.3%	+235
Landlord /Tenant	229	▲	+2.2%	+5
Misdemeanor	593	▼	+3.9%	+22

* Compared to same time period as previous year

** Case Type Categories are defined in the 2017 Virginia Judicial Workload Assessment

CPSS - GCMS CASELOAD STATISTICS OF THE GENERAL DISTRICT COURTS

January 2024 thru April 2024 Dispositions (Compared to January 2023 thru April 2023)

Other	275	▲	+8.3%	+21
Protective Orders	47	▼	-31.9%	-22
GRAND TOTAL	3,816	▲	10.7%	+369

* Compared to same time period as previous year
5/15/2024 1:01:45PM

** Case Type Categories are defined in the 2017 Virginia Judicial Workload Assessment
Source: SCV-SQL-Information

2024 Overall GRAND TOTAL		Distribution of Caseload			Change*		Percentage (%) of Caseload		
7,627	+277 3.8%	Criminal	1,955	26%	1.6% ▲	+30	Criminal	2023 26.2%	2024 25.6%
2024		Traffic	2,314	30%	-11.6% ▼	-303	Traffic	35.6%	30.3%
2023		Civil	3,027	40%	22.3% ▲	+552	Civil	33.7%	39.7%
		Civil Commitments	331	4%	-0.6% ▼	-2	Civil Commitments	4.5%	4.3%
		GRAND TOTAL	7,627	100%	3.8% ▲	+277	GRAND TOTAL	100%	100%

Dispositions by Division & Code

Division	Case Type Description	Code	Summary	Change	% Change	Absolute Change
Criminal	Misdemeanor	M	1,025	▲	+1.1%	+11
	Felony	F	484	▲	+2.5%	+12
	Capias	CA	246	▲	+8.8%	+20
	Show Cause	SC	168	▼	-5.6%	-10
	Civil Violation	CV	17	▼	-19.0%	-4
	Motion	MO	15	▲	+7.1%	+1
	Total			1,955	▲	1.6%
Traffic	Infraction	I	1,581	▼	-15.6%	-293
	Misdemeanor	M	631	▼	-0.5%	-3
	Capias	CA	45	▲	+28.6%	+10
	Show Cause	SC	34	▼	-37.0%	-20
	Felony	F	16	▲	+45.5%	+5
	Restricted Operators License	RL	4	↔		-
	Motion	MO	2	↔		-
	Other	O	1	↔		-
	Civil Violation	CV	0	▼	-100.0%	-2
Total			2,314	▼	-11.6%	-303
Civil	Warrant in Debt	WD	1,137	▲	+32.5%	+279
	Unlawful Detainer	UD	639	▲	+10.2%	+59
	Garnishment	GA	469	▲	+20.3%	+79
	Detinue	DT	200	▲	+5.8%	+11
	Other	OT	138	▼	+2.2%	+3
	Preliminary Protective Order	PP	85	▲	+10.4%	+8
	Interrogatory	IN	72	▲	+84.6%	+33
	Protective Order	PO	62	▲	+29.2%	+14
	Bond Forfeiture	BF	55	▲	+77.4%	+24
	Impoundment	IM	45	▼	-11.8%	-6
	Show Cause	SC	36	▲	+157.1%	+22
	Abstract	AJ	33	▲	+57.1%	+12
	Admin License	AL	29	▲	+7.4%	+2
	Capias	CA	9	▲	+350.0%	+7
	Tenants Assertion	TA	8	▲	+300.0%	+6
	Motion for Judgment	MJ	5	↔		-
	Counter Claim	CC	2	▼	-50.0%	-2
	Petition-Restore Arms	PR	2	▲	+100.0%	+1
	Cross Claim	CR	1	▲	-	+1
	Third Party Claim	TH	0	▼	-100.0%	-1
Total			3,027	▲	22.3%	+552
Civil Commitments	Mental Commitment	MC	145	▲	+22.9%	+27
	Temporary Detention Order	TD	102	▼	-17.1%	-21
	Emergency Custody Order	EC	81	▼	-9.0%	-8
	Medical Emergency Temporary Detention Order	MT	2	▲	+100.0%	+1
	Petition	PT	1	▲	-	+1
	Medical Emergency Custody Order	ME	0	▼	-100.0%	-2
Total			331	▼	-0.6%	-2
GRAND TOTAL			7,627	▲	3.8%	+277

Dispositions by Major Case Category**

Category	Summary	Change	% Change	Absolute Change
Felony	500	▲	+3.5%	+17
Garnishment	541	▲	+26.1%	+112
General Civil	1,354	▲	+26.1%	+280
Infraction/Civil Violation	1,599	▼	-15.8%	-299
Involuntary Civil Commitments	1	▲	-	+1
Landlord /Tenant	647	▲	+11.2%	+65
Misdemeanor	1,660	▲	+0.5%	+8
Other	1,178	▲	+6.4%	+71
Protective Orders	147	▲	+17.6%	+22
GRAND TOTAL	7,627	▲	3.8%	+277

* Compared to same time period as previous year
 5/15/2024 1:01:45PM

** Case Type Categories are defined in the 2017 Virginia Judicial Workload Assessment
 Source: SCV-SQL-Information

2024 Overall GRAND TOTAL		Distribution of Caseload			Change*		Percentage (%) of Caseload			
2024	1,459	Criminal	228	16%	2.2%	▲	+5	Criminal	2023	2024
		Traffic	1,043	71%	2.4%	▲	+24	Traffic	15.3%	15.6%
2023		Civil	167	11%	-9.2%	▼	-17	Civil	70.1%	71.5%
	+6 0.4%	Civil Commitments	21	1%	-22.2%	▼	-6	Civil Commitments	12.7%	11.4%
	↑	GRAND TOTAL	1,459	100%	0.4%	▲	+6	GRAND TOTAL	100%	100%

Dispositions by Division & Code

Division	Case Type Description	Code	Summary	Change	% Change	Absolute Change
Criminal	Misdemeanor	M	140	▲	+2.2%	+3
	Felony	F	63	▲	+12.5%	+7
	Capias	CA	11	▼	-21.4%	-3
	Show Cause	SC	11	▲	+10.0%	+1
	Civil Violation	CV	3	▼	-50.0%	-3
	Total			228	▲	2.2%
Traffic	Infraction	I	850	▲	+5.5%	+44
	Misdemeanor	M	176	▼	-12.4%	-25
	Capias	CA	7	▲	+75.0%	+3
	Show Cause	SC	6	↔		-
	Felony	F	3	▲	+200.0%	+2
	Restricted Operators License	RL	1	↔		-
	Total			1,043	▲	2.4%
Civil	Warrant in Debt	WD	73	▼	-1.4%	-1
	Garnishment	GA	48	▲	+4.3%	+2
	Unlawful Detainer	UD	10	↔		-
	Other	OT	9	▼	-40.0%	-6
	Preliminary Protective Order	PP	9	▼	-18.2%	-2
	Protective Order	PO	5	▼	-44.4%	-4
	Admin License	AL	4	▼	-63.6%	-7
	Impoundment	IM	3	▲	+200.0%	+2
	Abstract	AJ	2	↔		-
	Detinue	DT	2	▲	-	+2
	Interrogatory	IN	1	▼	-66.7%	-2
	Motion for Judgment	MJ	1	▲	-	+1
	Counter Claim	CC	0	▼	-100.0%	-1
	Show Cause	SC	0	▼	-100.0%	-1
Total			167	▼	-9.2%	-17
Civil Commitments	Temporary Detention Order	TD	13	▼	-27.8%	-5
	Emergency Custody Order	EC	8	▼	-11.1%	-1
	Total		21	▼	-22.2%	-6
GRAND TOTAL			1,459	▲	0.4%	+6

Dispositions by Major Case Category**

Category	Summary	Change	% Change	Absolute Change	
Felony	66	▲	+15.8%	+9	
Garnishment	49	▼		0	
General Civil	76	▲	+2.7%	+2	
Infraction/Civil Violation	853	▼	+5.0%	+41	
Landlord /Tenant	10	↔		0	
Misdemeanor	317	▼	-6.5%	-22	
Other	74	▼	-19.6%	-18	
Protective Orders	14	▼	-30.0%	-6	
GRAND TOTAL		1,459	▲	0.4%	+6

* Compared to same time period as previous year
 5/15/2024 1:01:45PM

** Case Type Categories are defined in the 2017 Virginia Judicial Workload Assessment
 Source: SCV-SQL-Information

2024 Overall GRAND TOTAL		Distribution of Caseload			Change*		Percentage (%) of Caseload		
2,741	+369 15.6%	Criminal	361	13%	8.1% ▲	+27	Criminal	2023 14.1%	2024 13.2%
2024	↑	Traffic	1,866	68%	18.6% ▲	+293	Traffic	66.3%	68.1%
2023		Civil	395	14%	7.0% ▲	+26	Civil	15.6%	14.4%
		Civil Commitments	119	4%	24.0% ▲	+23	Civil Commitments	4.0%	4.3%
		GRAND TOTAL	2,741	100%	15.6% ▲	+369	GRAND TOTAL	100%	100%

Dispositions by Division & Code

Division	Case Type Description	Code	Summary	Change	% Change	Absolute Change
Criminal	Misdemeanor	M	213	▲	+8.1%	+16
	Felony	F	115	▼	-4.2%	-5
	Capias	CA	18	▲	+125.0%	+10
	Civil Violation	CV	11	▲	+1,000.0%	+10
	Show Cause	SC	4	▼	-50.0%	-4
	Total			361	▲	8.1%
Traffic	Infraction	I	1,492	▲	+16.3%	+209
	Misdemeanor	M	334	▲	+22.8%	+62
	Capias	CA	27	▲	+107.7%	+14
	Show Cause	SC	7	▲	+133.3%	+4
	Felony	F	4	▲	+300.0%	+3
	Civil Violation	CV	2	▲	+100.0%	+1
	Total			1,866	▲	18.6%
Civil	Warrant in Debt	WD	148	▲	+28.7%	+33
	Garnishment	GA	96	▼	-4.0%	-4
	Unlawful Detainer	UD	76	▲	+33.3%	+19
	Other	OT	24	▼	-11.1%	-3
	Detinue	DT	14	▼	-30.0%	-6
	Admin License	AL	13	▼	-13.3%	-2
	Preliminary Protective Order	PP	12	▼	-7.7%	-1
	Protective Order	PO	8	↔		-
	Show Cause	SC	2	▼	-50.0%	-2
	Interrogatory	IN	1	▼	-83.3%	-5
	Petition-Restore Arms	PR	1	▲	-	+1
	Capias	CA	0	▼	-100.0%	-2
	Impoundment	IM	0	▼	-100.0%	-2
	Total			395	▲	7.0%
Civil Commitments	Mental Commitment	MC	39	▲	+5.4%	+2
	Temporary Detention Order	TD	28	▲	+7.7%	+2
	Emergency Custody Order	EC	24	▲	+41.2%	+7
	Other	OT	24	▲	+50.0%	+8
	Medical Emergency Temporary Detention Order	MT	4	▲	-	+4
	Total			119	▲	24.0%
GRAND TOTAL			2,741	▲	15.6%	+369

Dispositions by Major Case Category**

Category	Summary	Change	% Change	Absolute Change
Felony	119	▲	-1.7%	-2
Garnishment	97	▼	-8.5%	-9
General Civil	163	▲	+20.7%	+28
Infraction/Civil Violation	1,505	▲	+17.1%	+220
Involuntary Civil Commitments	24	▲	+50.0%	+8
Landlord /Tenant	76	▲	+33.3%	+19
Misdemeanor	547	▲	+16.6%	+78
Other	190	▲	+17.3%	+28
Protective Orders	20	▼	-4.8%	-1

* Compared to same time period as previous year
 5/15/2024 1:01:45PM

** Case Type Categories are defined in the 2017 Virginia Judicial Workload Assessment
 Source: SCV-SQL-Information

CPSS - GCMS CASELOAD STATISTICS OF THE GENERAL DISTRICT COURTS
January 2024 thru April 2024 Dispositions (Compared to January 2023 thru April 2023)

Alleghany

District: 25 FIPS: 005

<i>GRAND TOTAL</i>	2,741	▲	15.6%	+369
---------------------------	--------------	---	-------	------

* Compared to same time period as previous year
5/15/2024 1:01:45PM

** Case Type Categories are defined in the 2017 Virginia Judicial Workload Assessment
Source: SCV-SQL-Information

2024 Overall GRAND TOTAL		Distribution of Caseload			Change*		Percentage (%) of Caseload		
6,320	+387 6.5%	Criminal	827	13%	1.6% ▲	+13	Criminal	2023 13.7%	2024 13.1%
2024		Traffic	4,437	70%	7.2% ▲	+297	Traffic	69.8%	70.2%
2023		Civil	806	13%	10.1% ▲	+74	Civil	12.3%	12.8%
		Civil Commitments	250	4%	1.2% ▲	+3	Civil Commitments	4.2%	4.0%
		GRAND TOTAL	6,320	100%	6.5% ▲	+387	GRAND TOTAL	100%	100%

Dispositions by Division & Code

Division	Case Type Description	Code	Summary	Change	% Change	Absolute Change
Criminal	Misdemeanor	M	404	▼	-2.4%	-10
	Felony	F	254	▲	+13.9%	+31
	Capias	CA	92	▼	-7.1%	-7
	Show Cause	SC	57	▼	-9.5%	-6
	Civil Violation	CV	20	▲	+33.3%	+5
	Total			827	▲	1.6%
Traffic	Infraction	I	3,614	▲	+6.6%	+223
	Misdemeanor	M	739	▲	+8.0%	+55
	Capias	CA	52	▲	+44.4%	+16
	Show Cause	SC	19	▼	-13.6%	-3
	Felony	F	11	▲	+57.1%	+4
	Civil Violation	CV	1	▲	-	+1
	Other	O	1	▲	-	+1
	Total			4,437	▲	7.2%
Civil	Warrant in Debt	WD	340	▲	+6.3%	+20
	Garnishment	GA	157	▼	-0.6%	-1
	Unlawful Detainer	UD	150	▲	+35.1%	+39
	Other	OT	45	▼	+2.3%	+1
	Admin License	AL	34	▲	+209.1%	+23
	Preliminary Protective Order	PP	34	▲	+30.8%	+8
	Detinue	DT	10	▲	+25.0%	+2
	Protective Order	PO	10	▼	-9.1%	-1
	Abstract	AJ	6	▼	-57.1%	-8
	Interrogatory	IN	6	▼	-50.0%	-6
	Show Cause	SC	5	▼	-16.7%	-1
	Impoundment	IM	3	▼	-40.0%	-2
	Motion for Judgment	MJ	3	▲	+200.0%	+2
	Petition-Restore Arms	PR	2	▼	-33.3%	-1
	Bond Forfeiture	BF	1	▲	-	+1
	Capias	CA	0	▼	-100.0%	-1
	Tenants Assertion	TA	0	▼	-100.0%	-1
Total			806	▲	10.1%	+74
Civil Commitments	Mental Commitment	MC	113	▲	+5.6%	+6
	Temporary Detention Order	TD	59	▲	+7.3%	+4
	Emergency Custody Order	EC	56	▲	+5.7%	+3
	Petition	PT	13	▲	+62.5%	+5
	Other	OT	7	▼	-70.8%	-17
	Medical Emergency Temporary Detention Order	MT	2	▲	-	+2
Total			250	▲	1.2%	+3
GRAND TOTAL			6,320	▲	6.5%	+387

Dispositions by Major Case Category**

Category	Summary	Change	% Change	Absolute Change
Felony	265	▲	+15.2%	+35
Garnishment	163	▼	-4.1%	-7
General Civil	357	▲	+6.3%	+21
Infraction/Civil Violation	3,636	▲	+6.8%	+230
Involuntary Civil Commitments	20	▼	-37.5%	-12

* Compared to same time period as previous year

** Case Type Categories are defined in the 2017 Virginia Judicial Workload Assessment

CPSS - GCMS CASELOAD STATISTICS OF THE GENERAL DISTRICT COURTS
 January 2024 thru April 2024 Dispositions (Compared to January 2023 thru April 2023)

Augusta

District: 25 FIPS: 015

Landlord /Tenant	150	▼	+33.9%	+38
Misdemeanor	1,143	▲	+4.1%	+45
Other	542	▲	+5.9%	+30
Protective Orders	44	▲	+18.9%	+7
GRAND TOTAL	6,320	▲	6.5%	+387

* Compared to same time period as previous year
 5/15/2024 1:01:45PM

** Case Type Categories are defined in the 2017 Virginia Judicial Workload Assessment
 Source: SCV-SQL-Information

2024 Overall GRAND TOTAL		Distribution of Caseload			Change*		Percentage (%) of Caseload			
880	+159 22.1%	Criminal	44	5%	-44.3%	▼	-35	Criminal	2023 11.0%	2024 5.0%
2024	↑	Traffic	791	90%	29.7%	▲	+181	Traffic	84.6%	89.9%
2023		Civil	42	5%	75.0%	▲	+18	Civil	3.3%	4.8%
		Civil Commitments	3	0%	-62.5%	▼	-5	Civil Commitments	1.1%	0.3%
		GRAND TOTAL	880	100%	22.1%	▲	+159	GRAND TOTAL	100%	100%

Dispositions by Division & Code




Division	Case Type Description	Code	Summary	Change	% Change	Absolute Change
Criminal	Misdemeanor	M	36	▼	-48.6%	-34
	Capias	CA	3	▲	+200.0%	+2
	Felony	F	2	▼	-50.0%	-2
	Show Cause	SC	2	▼	-50.0%	-2
	Civil Violation	CV	1	▲	-	+1
	Total			44	▼	-44.3%
Traffic	Infraction	I	723	▲	+26.8%	+153
	Misdemeanor	M	68	▲	+70.0%	+28
	Total		791	▲	29.7%	+181
Civil	Warrant in Debt	WD	12	▲	+140.0%	+7
	Garnishment	GA	7	▼	-36.4%	-4
	Other	OT	6	▲	+100.0%	+3
	Protective Order	PO	4	▲	-	+4
	Preliminary Protective Order	PP	3	▲	-	+3
	Unlawful Detainer	UD	3	▲	-	+3
	Admin License	AL	2	↔	-	-
	Interrogatory	IN	2	▲	-	+2
	Capias	CA	1	▲	-	+1
	Detinue	DT	1	▲	-	+1
	Show Cause	SC	1	▲	-	+1
	Impoundment	IM	0	▼	-100.0%	-3
	Total			42	▲	75.0%
Civil Commitments	Emergency Custody Order	EC	2	▼	-50.0%	-2
	Temporary Detention Order	TD	1	▼	-75.0%	-3
	Total		3	▼	-62.5%	-5
GRAND TOTAL			880	▲	22.1%	+159

Dispositions by Major Case Category**

Category	Summary	Change	% Change	Absolute Change
Felony	2	▼	-50.0%	-2
Garnishment	9	▲	-18.2%	-2
General Civil	13	▲	+116.7%	+7
Infraction/Civil Violation	724	▲	+27.0%	+154
Landlord /Tenant	3	▲	-	+3
Misdemeanor	104	▲	-5.5%	-6
Other	18	▲	-10.0%	-2
Protective Orders	7	▲	-	+7
GRAND TOTAL	880	▲	22.1%	+159

* Compared to same time period as previous year
 5/15/2024 1:01:45PM

** Case Type Categories are defined in the 2017 Virginia Judicial Workload Assessment
 Source: SCV-SQL-Information

2024 Overall GRAND TOTAL		Distribution of Caseload			Change*		Percentage (%) of Caseload			
4,506	-114 -2.5%	Criminal	330	7%	-2.1%	▼	-7	Criminal	2023 7.3%	2024 7.3%
2024 		Traffic	3,769	84%	-3.9%	▼	-151	Traffic	84.8%	83.6%
2023 		Civil	385	9%	11.3%	▲	+39	Civil	7.5%	8.5%
		Civil Commitments	22	0%	29.4%	▲	+5	Civil Commitments	0.4%	0.5%
		GRAND TOTAL	4,506	100%	-2.5%	▼	-114	GRAND TOTAL	100%	100%

Dispositions by Division & Code

Division	Case Type Description	Code	Summary	Change	% Change	Absolute Change
Criminal	Misdemeanor	M	222	▲	+6.2%	+13
	Felony	F	62	▼	-15.1%	-11
	Show Cause	SC	19	▲	+18.8%	+3
	Capias	CA	16	▼	-48.4%	-15
	Civil Violation	CV	11	▲	+57.1%	+4
	Restricted Operators License	RL	0	▼	-100.0%	-1
	Total			330	▼	-2.1%
Traffic	Infraction	I	3,196	▼	-1.0%	-33
	Misdemeanor	M	551	▼	-17.3%	-115
	Show Cause	SC	11	▼	-15.4%	-2
	Capias	CA	9	▲	+200.0%	+6
	Civil Violation	CV	1	↔		-
	Felony	F	1	▼	-85.7%	-6
	Restricted Operators License	RL	0	▼	-100.0%	-1
Total			3,769	▼	-3.9%	-151
Civil	Warrant in Debt	WD	199	▲	+19.2%	+32
	Garnishment	GA	73	▼	-8.8%	-7
	Unlawful Detainer	UD	44	▲	+41.9%	+13
	Admin License	AL	19	▲	+26.7%	+4
	Other	OT	16	▲	+60.0%	+6
	Protective Order	PO	8	▲	+14.3%	+1
	Preliminary Protective Order	PP	7	▲	+40.0%	+2
	Impoundment	IM	6	▼	-14.3%	-1
	Interrogatory	IN	4	▼	-33.3%	-2
	Overweight	OC	3	▼	-70.0%	-7
	Detinue	DT	2	↔		-
	Bond Forfeiture	BF	1	↔		-
	Petition to Require Blood Test	BT	1	▲	-	+1
	Show Cause	SC	1	▲	-	+1
	Tenants Assertion	TA	1	▲	-	+1
	Abstract	AJ	0	▼	-100.0%	-3
	Petition-Restore Arms	PR	0	▼	-100.0%	-2
Total			385	▲	11.3%	+39
Civil Commitments	Temporary Detention Order	TD	15	▲	+50.0%	+5
	Emergency Custody Order	EC	7	↔		-
Total			22	▲	29.4%	+5
GRAND TOTAL			4,506	▼	-2.5%	-114

Dispositions by Major Case Category**

Category	Summary	Change	% Change	Absolute Change
Felony	63	▼	-21.3%	-17
Garnishment	77	▼	-10.5%	-9
General Civil	204	▼	+16.6%	+29
Infraction/Civil Violation	3,211	▼	-1.1%	-36
Landlord /Tenant	45	▲	+45.2%	+14
Misdemeanor	773	▼	-11.9%	-104
Other	118	▲	+5.4%	+6

* Compared to same time period as previous year
 5/15/2024 1:01:45PM

** Case Type Categories are defined in the 2017 Virginia Judicial Workload Assessment
 Source: SCV-SQL-Information

CPSS - GCMS CASELOAD STATISTICS OF THE GENERAL DISTRICT COURTS
January 2024 thru April 2024 Dispositions (Compared to January 2023 thru April 2023)

Protective Orders	15	▲	+25.0%	+3
GRAND TOTAL	4,506	▼	-2.5%	-114

* Compared to same time period as previous year
5/15/2024 1:01:45PM

** Case Type Categories are defined in the 2017 Virginia Judicial Workload Assessment
Source: SCV-SQL-Information

2024 Overall GRAND TOTAL		Distribution of Caseload		Change*		Percentage (%) of Caseload			
527	-164 -23.7%	Criminal	116	22%	11.5% ▲	+12	Criminal	2023 15.1%	2024 22.0%
2024		Traffic	299	57%	-36.8% ▼	-174	Traffic	68.5%	56.7%
2023		Civil	106	20%	0.0% ↔	0	Civil	15.3%	20.1%
		Civil Commitments	6	1%	-25.0% ▼	-2	Civil Commitments	1.2%	1.1%
		GRAND TOTAL	527	100%	-23.7% ▼	-164	GRAND TOTAL	100%	100%

Dispositions by Division & Code

Division	Case Type Description	Code	Summary	Change	% Change	Absolute Change
Criminal	Misdemeanor	M	63	▲	+6.8%	+4
	Felony	F	30	▼	-6.3%	-2
	Capias	CA	12	▲	+71.4%	+5
	Show Cause	SC	8	▲	+33.3%	+2
	Civil Violation	CV	3	▲	-	+3
	Total			116	▲	11.5%
Traffic	Infraction	I	206	▼	-48.4%	-193
	Misdemeanor	M	68	▲	+9.7%	+6
	Capias	CA	21	▲	+90.9%	+10
	Show Cause	SC	2	▲	-	+2
	Civil Violation	CV	1	▲	-	+1
	Felony	F	1	▲	-	+1
	Other	O	0	▼	-100.0%	-1
	Total			299	▼	-36.8%
Civil	Warrant in Debt	WD	29	▼	-3.3%	-1
	Garnishment	GA	27	▼	-22.9%	-8
	Unlawful Detainer	UD	25	▼	-7.4%	-2
	Other	OT	9	▲	+28.6%	+2
	Admin License	AL	6	▲	+200.0%	+4
	Preliminary Protective Order	PP	5	▲	+25.0%	+1
	Protective Order	PO	3	▲	+200.0%	+2
	Bond Forfeiture	BF	1	▲	-	+1
	Interrogatory	IN	1	▲	-	+1
Total			106		0.0%	0
Civil Commitments	Temporary Detention Order	TD	4	▼	-42.9%	-3
	Emergency Custody Order	EC	2	▲	+100.0%	+1
	Total		6	▼	-25.0%	-2
GRAND TOTAL			527	▼	-23.7%	-164

Dispositions by Major Case Category**

Category	Summary	Change	% Change	Absolute Change
Felony	31	▲	-3.1%	-1
Garnishment	28	▲	-20.0%	-7
General Civil	29	▼	-3.3%	-1
Infraction/Civil Violation	210	▲	-47.5%	-190
Landlord /Tenant	25	▼	-7.4%	-2
Misdemeanor	131	▲	+8.3%	+10
Other	65	▲	+58.5%	+24
Protective Orders	8	▲	+60.0%	+3
GRAND TOTAL	527	▼	-23.7%	-164

2024 Overall GRAND TOTAL		Distribution of Caseload			Change*		Percentage (%) of Caseload				
2024	304	Criminal	47	15%	2.2%	▲	+1	2023	20.0%	2024	15.5%
			Traffic	207	68%	44.8%	▲				
2023	+74 32.2%	Civil	47	15%	17.5%	▲	+7	Civil	17.4%	15.5%	
		Civil Commitments	3	1%	200.0%	▲	+2	Civil Commitments	0.4%	1.0%	
		GRAND TOTAL	304	100%	32.2%	▲	+74	GRAND TOTAL	100%	100%	

Dispositions by Division & Code

Division	Case Type Description	Code	Summary	Change	% Change	Absolute Change
Criminal	Misdemeanor	M	38	▲	+22.6%	+7
	Felony	F	5	▼	-50.0%	-5
	Show Cause	SC	4	▲	+33.3%	+1
	Capias	CA	0	▼	-100.0%	-2
	Total			47	▲	2.2%
Traffic	Infraction	I	179	▲	+64.2%	+70
	Misdemeanor	M	25	▼	-3.8%	-1
	Capias	CA	3	▼	-40.0%	-2
	Restricted Operators License	RL	0	▼	-100.0%	-1
	Show Cause	SC	0	▼	-100.0%	-2
	Total			207	▲	44.8%
Civil	Warrant in Debt	WD	13	▼	-23.5%	-4
	Unlawful Detainer	UD	11	▲	+37.5%	+3
	Garnishment	GA	7	▼	-12.5%	-1
	Tenants Assertion	TA	5	▲	-	+5
	Other	OT	3	▲	-40.0%	-2
	Admin License	AL	2	▲	+100.0%	+1
	Impoundment	IM	2	▲	-	+2
	Interrogatory	IN	2	▲	-	+2
	Detinue	DT	1	▲	-	+1
	Protective Order	PO	1	▲	-	+1
	Petition-Restore Arms	PR	0	▼	-100.0%	-1
	Total			47	▲	17.5%
Civil Commitments	Emergency Custody Order	EC	2	▲	-	+2
	Temporary Detention Order	TD	1	↔	-	-
	Total		3	▲	200.0%	+2
GRAND TOTAL			304	▲	32.2%	+74

Dispositions by Major Case Category**

Category	Summary	Change	% Change	Absolute Change	
Felony	5	▼	-50.0%	-5	
Garnishment	9	▲	+12.5%	+1	
General Civil	15	▲	-16.7%	-3	
Infraction/Civil Violation	179	▲	+64.2%	+70	
Landlord /Tenant	16	▲	+100.0%	+8	
Misdemeanor	63	▼	+8.6%	+5	
Other	16	▲	-15.8%	-3	
Protective Orders	1	▲	-	+1	
GRAND TOTAL		304	▲	32.2%	+74

2024 Overall GRAND TOTAL		Distribution of Caseload		Change*		Percentage (%) of Caseload		
364	+83 29.5%	Criminal	30 8%	87.5% ▲	+14	Criminal	2023 5.7%	2024 8.2%
2024	↑	Traffic	301 83%	25.4% ▲	+61	Traffic	85.4%	82.7%
2023		Civil	32 9%	28.0% ▲	+7	Civil	8.9%	8.8%
		Civil Commitments	1 0%	- ▲	+1	Civil Commitments	0.0%	0.3%
		GRAND TOTAL	364 100%	29.5% ▲	+83	GRAND TOTAL	100%	100%

Dispositions by Division & Code

Division	Case Type Description	Code	Summary	Change	% Change	Absolute Change
Criminal	Misdemeanor	M	26	▲	+100.0%	+13
	Capias	CA	1	▲	-	+1
	Civil Violation	CV	1	▼	-50.0%	-1
	Felony	F	1	↔	-	-
	Show Cause	SC	1	▲	-	+1
	Total			30	▲	87.5%
Traffic	Infraction	I	280	▲	+28.4%	+62
	Misdemeanor	M	20	▼	-4.8%	-1
	Capias	CA	1	▲	-	+1
	Felony	F	0	▼	-100.0%	-1
	Total			301	▲	25.4%
Civil	Warrant in Debt	WD	24	▲	+84.6%	+11
	Unlawful Detainer	UD	3	▲	+50.0%	+1
	Garnishment	GA	2	▼	-71.4%	-5
	Admin License	AL	1	▲	-	+1
	Counter Claim	CC	1	▲	-	+1
	Protective Order	PO	1	↔	-	-
	Other	OT	0	▼	-100.0%	-1
	Preliminary Protective Order	PP	0	▼	-100.0%	-1
Total			32	▲	28.0%	+7
Civil Commitments	Temporary Detention Order	TD	1	▲	-	+1
Total			1	▲	-	+1
GRAND TOTAL			364	▲	29.5%	+83

Dispositions by Major Case Category**

Category	Summary	Change	% Change	Absolute Change
Felony	1	▼	-50.0%	-1
Garnishment	2	▼	-71.4%	-5
General Civil	24	▲	+84.6%	+11
Infraction/Civil Violation	281	▼	+27.7%	+61
Landlord /Tenant	3	▲	+50.0%	+1
Misdemeanor	46	▲	+35.3%	+12
Other	6	▲	+500.0%	+5
Protective Orders	1	▼	-50.0%	-1
GRAND TOTAL	364	▲	29.5%	+83

2024 Overall GRAND TOTAL		Distribution of Caseload			Change*		Percentage (%) of Caseload		
3,253	-241 -6.9%	Criminal	495	15%	11.2% ▲	+50	Criminal	2023 12.7%	2024 15.2%
2024		Traffic	2,346	72%	-8.4% ▼	-216	Traffic	73.3%	72.1%
2023		Civil	373	11%	-17.8% ▼	-81	Civil	13.0%	11.5%
		Civil Commitments	39	1%	18.2% ▲	+6	Civil Commitments	0.9%	1.2%
		GRAND TOTAL	3,253	100%	-6.9% ▼	-241	GRAND TOTAL	100%	100%

Dispositions by Division & Code

Division	Case Type Description	Code	Summary	Change	% Change	Absolute Change
Criminal	Misdemeanor	M	276	▲	+12.2%	+30
	Felony	F	149	▲	+18.3%	+23
	Capias	CA	43	▼	-8.5%	-4
	Show Cause	SC	14	▼	-33.3%	-7
	Civil Violation	CV	13	▲	+160.0%	+8
	Total			495	▲	11.2%
Traffic	Infraction	I	1,713	▲	+6.1%	+98
	Misdemeanor	M	605	▼	-31.2%	-274
	Capias	CA	19	▼	-56.8%	-25
	Felony	F	6	▼	-64.7%	-11
	Show Cause	SC	3	▼	-57.1%	-4
	Total			2,346	▼	-8.4%
Civil	Warrant in Debt	WD	138	▼	-18.3%	-31
	Garnishment	GA	92	▼	-22.0%	-26
	Unlawful Detainer	UD	47	▼	-4.1%	-2
	Other	OT	29	▲	+107.1%	+15
	Detinue	DT	26	▼	-57.4%	-35
	Preliminary Protective Order	PP	10	▼	-9.1%	-1
	Admin License	AL	7	▼	-22.2%	-2
	Protective Order	PO	7	↔	-	-
	Impoundment	IM	4	▲	-	+4
	Abstract	AJ	2	▲	-	+2
	Counter Claim	CC	2	▲	-	+2
	Interrogatory	IN	2	▼	-33.3%	-1
	Petition-Restore Arms	PR	2	▲	-	+2
	Show Cause	SC	2	▼	-60.0%	-3
	Bond Forfeiture	BF	1	▼	-75.0%	-3
	Motion for Judgment	MJ	1	↔	-	-
	Tenants Assertion	TA	1	▲	-	+1
	Capias	CA	0	▼	-100.0%	-1
	Zoning Violation	ZO	0	▼	-100.0%	-2
	Total			373	▼	-17.8%
Civil Commitments	Temporary Detention Order	TD	27	▲	+17.4%	+4
	Emergency Custody Order	EC	12	▲	+20.0%	+2
	Total			39	▲	18.2%
GRAND TOTAL			3,253	▼	-6.9%	-241

Dispositions by Major Case Category**

Category	Summary	Change	% Change	Absolute Change
Felony	155	▼	+8.4%	+12
Garnishment	94	▼	-22.3%	-27
General Civil	168	▲	-27.3%	-63
Infraction/Civil Violation	1,726	▲	+6.5%	+106
Landlord /Tenant	48	▲	-2.0%	-1
Misdemeanor	881	▼	-21.8%	-246
Other	164	▲	-11.4%	-21
Protective Orders	17	▼	-5.6%	-1

* Compared to same time period as previous year
 5/15/2024 1:01:45PM

** Case Type Categories are defined in the 2017 Virginia Judicial Workload Assessment
 Source: SCV-SQL-Information

CPSS - GCMS CASELOAD STATISTICS OF THE GENERAL DISTRICT COURTS
January 2024 thru April 2024 Dispositions (Compared to January 2023 thru April 2023)

<i>GRAND TOTAL</i>	3,253	▼	-6.9%	-241
---------------------------	--------------	---	-------	------

* Compared to same time period as previous year
5/15/2024 1:01:45PM

** Case Type Categories are defined in the 2017 Virginia Judicial Workload Assessment
Source: SCV-SQL-Information

2024 Overall GRAND TOTAL		Distribution of Caseload			Change*		Percentage (%) of Caseload			
3,040	-56 -1.8%	Criminal	420	14%	-25.5%	▼	-144	Criminal	2023 18.2%	2024 13.8%
2024		Traffic	1,501	49%	-1.8%	▼	-27	Traffic	49.4%	49.4%
2023		Civil	574	19%	16.0%	▲	+79	Civil	16.0%	18.9%
		Civil Commitments	545	18%	7.1%	▲	+36	Civil Commitments	16.4%	17.9%
		GRAND TOTAL	3,040	100%	-1.8%	▼	-56	GRAND TOTAL	100%	100%

Dispositions by Division & Code

Division	Case Type Description	Code	Summary	Change	% Change	Absolute Change
Criminal	Misdemeanor	M	213	▼	-7.8%	-18
	Felony	F	115	▼	-45.5%	-96
	Capias	CA	46	▼	-47.7%	-42
	Civil Violation	CV	23	▲	+228.6%	+16
	Show Cause	SC	23	↔		-
	Motion	MO	0	▼	-100.0%	-4
	Total			420	▼	-25.5%
Traffic	Infraction	I	1,226	▲	+1.7%	+20
	Misdemeanor	M	199	▼	-12.7%	-29
	Capias	CA	52	▼	-11.9%	-7
	Other	O	12	▼	-42.9%	-9
	Show Cause	SC	9	▲	+50.0%	+3
	Felony	F	1	▼	-80.0%	-4
	Motion	MO	1	▲	-	+1
	Restricted Operators License	RL	1	▲	-	+1
	Civil Violation	CV	0	▼	-100.0%	-3
Total			1,501	▼	-1.8%	-27
Civil	Warrant in Debt	WD	204	▲	+35.1%	+53
	Garnishment	GA	150	▲	+4.2%	+6
	Unlawful Detainer	UD	100	▲	+9.9%	+9
	Preliminary Protective Order	PP	20	▲	+150.0%	+12
	Other	OT	18	↔		-
	Detinue	DT	17	▲	+13.3%	+2
	Protective Order	PO	14	▲	+133.3%	+8
	Interrogatory	IN	12	▼	-33.3%	-6
	Show Cause	SC	10	▲	+11.1%	+1
	Admin License	AL	9	▼	-10.0%	-1
	Abstract	AJ	8	▼	-42.9%	-6
	Impoundment	IM	5	▲	+150.0%	+3
	Bond Forfeiture	BF	4	▲	+300.0%	+3
	Capias	CA	1	▼	-75.0%	-3
	Counter Claim	CC	1	▲	-	+1
	Motion for Judgment	MJ	1	▼	-50.0%	-1
	Cross Claim	CR	0	▼	-100.0%	-1
	Petition-Restore Arms	PR	0	▼	-100.0%	-1
Total			574	▲	16.0%	+79
Civil Commitments	Mental Commitment	MC	328	▲	+2.8%	+9
	Other	OT	122	▲	+15.1%	+16
	Temporary Detention Order	TD	50	▼	-7.4%	-4
	Emergency Custody Order	EC	27	▲	+28.6%	+6
	Petition	PT	18	▲	+100.0%	+9
Total			545	▲	7.1%	+36
GRAND TOTAL			3,040	▼	-1.8%	-56

Dispositions by Major Case Category**

Category	Summary	Change	% Change	Absolute Change
Felony	116	▼	-46.3%	-100
Garnishment	162	▼		0

* Compared to same time period as previous year
 5/15/2024 1:01:45PM

** Case Type Categories are defined in the 2017 Virginia Judicial Workload Assessment
 Source: SCV-SQL-Information

CPSS - GCMS CASELOAD STATISTICS OF THE GENERAL DISTRICT COURTS
 January 2024 thru April 2024 Dispositions (Compared to January 2023 thru April 2023)

General Civil	222	▼	+31.4%	+53
Infraction/Civil Violation	1,261	▲	+1.9%	+24
Involuntary Civil Commitments	140	▲	+21.7%	+25
Landlord /Tenant	100	▲	+9.9%	+9
Misdemeanor	413	▲	-10.0%	-46
Other	592	▲	-6.5%	-41
Protective Orders	34	▲	+142.9%	+20
GRAND TOTAL	3,040	▼	-1.8%	-56

* Compared to same time period as previous year
 5/15/2024 1:01:45PM

** Case Type Categories are defined in the 2017 Virginia Judicial Workload Assessment
 Source: SCV-SQL-Information

2024 Overall GRAND TOTAL		Distribution of Caseload			Change*		Percentage (%) of Caseload		
2,076	+156 8.1%	Criminal	345	17%	5.8% ▲	+19	Criminal	2023 17.0%	2024 16.6%
2024	↑	Traffic	585	28%	37.6% ▲	+160	Traffic	22.1%	28.2%
2023		Civil	1,085	52%	-3.0% ▼	-34	Civil	58.3%	52.3%
		Civil Commitments	61	3%	22.0% ▲	+11	Civil Commitments	2.6%	2.9%
		GRAND TOTAL	2,076	100%	8.1% ▲	+156	GRAND TOTAL	100%	100%

Dispositions by Division & Code

Division	Case Type Description	Code	Summary	Change	% Change	Absolute Change
Criminal	Misdemeanor	M	157	▲	+10.6%	+15
	Felony	F	122	▲	+9.9%	+11
	Capias	CA	46	▼	-17.9%	-10
	Show Cause	SC	18	▲	+50.0%	+6
	Civil Violation	CV	2	▼	-60.0%	-3
	Total			345	▲	5.8%
Traffic	Infraction	I	392	▲	+57.4%	+143
	Misdemeanor	M	132	▲	+1.5%	+2
	Capias	CA	45	▲	+136.8%	+26
	Show Cause	SC	9	▼	-50.0%	-9
	Civil Violation	CV	3	↔		-
	Felony	F	3	↔		-
	Restricted Operators License	RL	1	▼	-66.7%	-2
	Total			585	▲	37.6%
Civil	Warrant in Debt	WD	624	▼	-2.0%	-13
	Garnishment	GA	174	▼	-2.2%	-4
	Unlawful Detainer	UD	149	▲	+25.2%	+30
	Detinue	DT	45	▼	-51.6%	-48
	Other	OT	23	▼	-32.4%	-11
	Preliminary Protective Order	PP	18	↔		-
	Admin License	AL	11	▲	+120.0%	+6
	Abstract	AJ	9	▲	+125.0%	+5
	Interrogatory	IN	9	▼	-30.8%	-4
	Show Cause	SC	9	▼	-18.2%	-2
	Detinue Seizure	DZ	5	▲	-	+5
	Protective Order	PO	4	▲	+33.3%	+1
	Motion for Judgment	MJ	2	▲	-	+2
	Capias	CA	1	▼	-50.0%	-1
	Counter Claim	CC	1	▲	-	+1
	Impoundment	IM	1	▼	-50.0%	-1
Total			1,085	▼	-3.0%	-34
Civil Commitments	Temporary Detention Order	TD	43	▲	+10.3%	+4
	Emergency Custody Order	EC	18	▲	+63.6%	+7
	Total		61	▲	22.0%	+11
GRAND TOTAL			2,076	▲	8.1%	+156

Dispositions by Major Case Category**

Category	Summary	Change	% Change	Absolute Change
Felony	125	▲	+9.6%	+11
Garnishment	183	▼	-4.2%	-8
General Civil	676	▲	-7.4%	-54
Infraction/Civil Violation	397	▼	+54.5%	+140
Landlord /Tenant	149	▲	+25.2%	+30
Misdemeanor	290	▼	+5.5%	+15
Other	234	▲	+9.9%	+21
Protective Orders	22	▲	+4.8%	+1
GRAND TOTAL	2,076	▲	8.1%	+156

* Compared to same time period as previous year
 5/15/2024 1:01:45PM

** Case Type Categories are defined in the 2017 Virginia Judicial Workload Assessment
 Source: SCV-SQL-Information

2024 Overall GRAND TOTAL		Distribution of Caseload			Change*		Percentage (%) of Caseload		
1,218	-275 -18.4%	Criminal	98	8%	-7.5% ▼	-8	Criminal	2023 7.1%	2024 8.0%
2024		Traffic	984	81%	-22.5% ▼	-286	Traffic	85.1%	80.8%
2023		Civil	131	11%	14.9% ▲	+17	Civil	7.6%	10.8%
		Civil Commitments	5	0%	66.7% ▲	+2	Civil Commitments	0.2%	0.4%
		GRAND TOTAL	1,218	100%	-18.4% ▼	-275	GRAND TOTAL	100%	100%

Dispositions by Division & Code

Division	Case Type Description	Code	Summary	Change	% Change	Absolute Change
Criminal	Misdemeanor	M	59	▼	-23.4%	-18
	Felony	F	16	▲	+60.0%	+6
	Show Cause	SC	8	▼	-33.3%	-4
	Capias	CA	7	▲	+250.0%	+5
	Civil Violation	CV	4	▲	+100.0%	+2
	Motion	MO	4	▲	+33.3%	+1
	Total			98	▼	-7.5%
Traffic	Infraction	I	817	▼	-24.1%	-259
	Misdemeanor	M	157	▼	-16.0%	-30
	Capias	CA	4	▲	+33.3%	+1
	Felony	F	3	▲	+200.0%	+2
	Show Cause	SC	2	▼	-33.3%	-1
	Motion	MO	1	▲	-	+1
Total			984	▼	-22.5%	-286
Civil	Warrant in Debt	WD	53	▼	-3.6%	-2
	Garnishment	GA	28	▲	+7.7%	+2
	Admin License	AL	23	▲	+228.6%	+16
	Unlawful Detainer	UD	10	▼	-37.5%	-6
	Other	OT	7	▲	+133.3%	+4
	Preliminary Protective Order	PP	5	▲	-	+5
	Impoundment	IM	2	↔	-	-
	Abstract	AJ	1	▲	-	+1
	Motion for Judgment	MJ	1	▲	-	+1
	Protective Order	PO	1	▲	-	+1
	Bond Forfeiture	BF	0	▼	-100.0%	-1
	Detinue	DT	0	▼	-100.0%	-2
	Interrogatory	IN	0	▼	-100.0%	-1
	Show Cause	SC	0	▼	-100.0%	-1
Total			131	▲	14.9%	+17
Civil Commitments	Temporary Detention Order	TD	4	▲	+100.0%	+2
	Emergency Custody Order	EC	1	↔	-	-
Total			5	▲	66.7%	+2
GRAND TOTAL			1,218	▼	-18.4%	-275

Dispositions by Major Case Category**

Category	Summary	Change	% Change	Absolute Change
Felony	19	▲	+72.7%	+8
Garnishment	28	▼	+3.7%	+1
General Civil	56	▲	-5.1%	-3
Infraction/Civil Violation	821	▲	-23.8%	-257
Landlord /Tenant	10	▼	-37.5%	-6
Misdemeanor	216	▼	-18.2%	-48
Other	62	▲	+63.2%	+24
Protective Orders	6	▲	-	+6
GRAND TOTAL	1,218	▼	-18.4%	-275

* Compared to same time period as previous year

** Case Type Categories are defined in the 2017 Virginia Judicial Workload Assessment

2024 Overall GRAND TOTAL		Distribution of Caseload			Change*		Percentage (%) of Caseload		
5,682	+226 4.1%	Criminal	1,023	18%	3.6% ▲	+36	Criminal	2023 18.1%	2024 18.0%
2024		Traffic	3,480	61%	4.8% ▲	+159	Traffic	60.9%	61.2%
2023		Civil	1,144	20%	3.4% ▲	+38	Civil	20.3%	20.1%
		Civil Commitments	35	1%	-16.7% ▼	-7	Civil Commitments	0.8%	0.6%
		GRAND TOTAL	5,682	100%	4.1% ▲	+226	GRAND TOTAL	100%	100%

Dispositions by Division & Code

Division	Case Type Description	Code	Summary	Change	% Change	Absolute Change
Criminal	Misdemeanor	M	570	▲	+8.6%	+45
	Felony	F	193	▼	-10.2%	-22
	Capias	CA	120	▲	+14.3%	+15
	Show Cause	SC	109	▲	+1.9%	+2
	Civil Violation	CV	31	▼	-11.4%	-4
	Total			1,023	▲	3.6%
Traffic	Infraction	I	2,638	▲	+3.7%	+94
	Misdemeanor	M	767	▲	+7.7%	+55
	Capias	CA	36	▲	+5.9%	+2
	Show Cause	SC	20	▼	-9.1%	-2
	Felony	F	17	▲	+142.9%	+10
	Civil Violation	CV	1	▼	-50.0%	-1
	Other	O	1	▲	-	+1
	Total			3,480	▲	4.8%
Civil	Warrant in Debt	WD	538	▲	+25.1%	+108
	Garnishment	GA	333	▼	-0.3%	-1
	Unlawful Detainer	UD	84	▼	-6.7%	-6
	Admin License	AL	47	▼	-27.7%	-18
	Other	OT	26	▼	+4.0%	+1
	Overweight	OC	21	▼	-22.2%	-6
	Protective Order	PO	16	▲	+23.1%	+3
	Motor Carrier	MC	15	▼	-40.0%	-10
	Preliminary Protective Order	PP	13	▼	-7.1%	-1
	Show Cause	SC	12	▼	-50.0%	-12
	Bond Forfeiture	BF	11	↔	-	-
	Impoundment	IM	9	▼	-52.6%	-10
	Abstract	AJ	8	▼	-60.0%	-12
	Interrogatory	IN	7	▲	+133.3%	+4
	Detinue	DT	2	▼	-33.3%	-1
	Petition-Restore Arms	PR	2	▲	-	+2
	Capias	CA	0	▼	-100.0%	-1
	Motion for Judgment	MJ	0	▼	-100.0%	-1
	Tenants Assertion	TA	0	▼	-100.0%	-1
Total			1,144	▲	3.4%	+38
Civil Commitments	Temporary Detention Order	TD	26	▼	-10.3%	-3
	Emergency Custody Order	EC	9	▼	-30.8%	-4
	Total		35	▼	-16.7%	-7
GRAND TOTAL			5,682	▲	4.1%	+226

Dispositions by Major Case Category**

Category	Summary	Change	% Change	Absolute Change
Felony	210	▲	-5.4%	-12
Garnishment	340	▲	+0.9%	+3
General Civil	545	▲	+23.9%	+105
Infraction/Civil Violation	2,707	▲	+2.8%	+74
Landlord /Tenant	84	▼	-7.7%	-7
Misdemeanor	1,337	▲	+8.1%	+100
Other	430	▼	-8.3%	-39

* Compared to same time period as previous year

** Case Type Categories are defined in the 2017 Virginia Judicial Workload Assessment

CPSS - GCMS CASELOAD STATISTICS OF THE GENERAL DISTRICT COURTS
January 2024 thru April 2024 Dispositions (Compared to January 2023 thru April 2023)

Protective Orders	29	▲	+7.4%	+2
GRAND TOTAL	5,682	▲	4.1%	+226

* Compared to same time period as previous year
5/15/2024 1:01:45PM

** Case Type Categories are defined in the 2017 Virginia Judicial Workload Assessment
Source: SCV-SQL-Information

2024 Overall GRAND TOTAL		Distribution of Caseload			Change*		Percentage (%) of Caseload		
2,504	+407 19.4%	Criminal	311	12%	-31.2% ▼	-141	Criminal	2023 21.6%	2024 12.4%
2024	↑	Traffic	1,765	70%	42.7% ▲	+528	Traffic	59.0%	70.5%
2023		Civil	400	16%	1.5% ▲	+6	Civil	18.8%	16.0%
		Civil Commitments	28	1%	100.0% ▲	+14	Civil Commitments	0.7%	1.1%
		GRAND TOTAL	2,504	100%	19.4% ▲	+407	GRAND TOTAL	100%	100%

Dispositions by Division & Code

Division	Case Type Description	Code	Summary	Change	% Change	Absolute Change
Criminal	Misdemeanor	M	153	▼	-31.4%	-70
	Felony	F	107	▼	-35.2%	-58
	Show Cause	SC	24	▲	+4.3%	+1
	Capias	CA	15	▼	-44.4%	-12
	Civil Violation	CV	12	↔		-
	Restricted Operators License	RL	0	▼	-100.0%	-2
	Total			311	▼	-31.2%
Traffic	Infraction	I	1,451	▲	+67.0%	+582
	Misdemeanor	M	296	▼	-14.2%	-49
	Show Cause	SC	10	▼	-9.1%	-1
	Capias	CA	4	▼	-42.9%	-3
	Felony	F	4	▲	+33.3%	+1
	Restricted Operators License	RL	0	▼	-100.0%	-2
	Total			1,765	▲	42.7%
Civil	Garnishment	GA	147	▲	+32.4%	+36
	Warrant in Debt	WD	143	▼	-18.3%	-32
	Unlawful Detainer	UD	28	▼	-28.2%	-11
	Interrogatory	IN	19	▲	+216.7%	+13
	Other	OT	15	▼	-16.7%	-3
	Preliminary Protective Order	PP	9	▲	+50.0%	+3
	Show Cause	SC	9	▲	+50.0%	+3
	Detinue	DT	8	▼	-27.3%	-3
	Abstract	AJ	6	▲	+200.0%	+4
	Admin License	AL	6	▼	-50.0%	-6
	Protective Order	PO	6	↔		-
	Impoundment	IM	3	▲	+200.0%	+2
	Counter Claim	CC	1	▲	-	+1
	Restricted Operators License	RL	0	▼	-100.0%	-1
Total			400	▲	1.5%	+6
Civil Commitments	Temporary Detention Order	TD	21	▲	+200.0%	+14
	Emergency Custody Order	EC	7	↔		-
	Total			28	▲	100.0%
GRAND TOTAL			2,504	▲	19.4%	+407

Dispositions by Major Case Category**

Category	Summary	Change	% Change	Absolute Change
Felony	111	▼	-33.9%	-57
Garnishment	166	▲	+41.9%	+49
General Civil	151	▼	-19.3%	-36
Infraction/Civil Violation	1,463	▲	+66.1%	+582
Landlord /Tenant	28	▼	-28.2%	-11
Misdemeanor	449	▼	-21.6%	-124
Other	121	▲	+0.8%	+1
Protective Orders	15	▲	+25.0%	+3
GRAND TOTAL	2,504	▲	19.4%	+407

* Compared to same time period as previous year
 5/15/2024 1:01:45PM

** Case Type Categories are defined in the 2017 Virginia Judicial Workload Assessment
 Source: SCV-SQL-Information

2024 Overall GRAND TOTAL		Distribution of Caseload			Change*		Percentage (%) of Caseload			
11,205	-1,103 -9.0%	Criminal	1,866	17%	-13.5%	▼	-290	Criminal	2023 17.5%	2024 16.7%
2024		Traffic	6,597	59%	-8.0%	▼	-577	Traffic	58.3%	58.9%
2023		Civil	2,491	22%	-9.3%	▼	-256	Civil	22.3%	22.2%
		Civil Commitments	251	2%	8.7%	▲	+20	Civil Commitments	1.9%	2.2%
		GRAND TOTAL	11,205	100%	-9.0%	▼	-1,103	GRAND TOTAL	100%	100%

Dispositions by Division & Code

Division	Case Type Description	Code	Summary	Change	% Change	Absolute Change
Criminal	Misdemeanor	M	1,021	▼	-8.6%	-96
	Felony	F	535	▼	-17.9%	-117
	Capias	CA	149	▼	-27.0%	-55
	Show Cause	SC	119	▼	-2.5%	-3
	Civil Violation	CV	42	▼	-30.0%	-18
	Restricted Operators License	RL	0	▼	-100.0%	-1
	Total			1,866	▼	-13.5%
Traffic	Infraction	I	4,784	▼	-13.7%	-760
	Misdemeanor	M	1,624	▲	+3.1%	+49
	Civil Violation	CV	123	▲	+12,200.0%	+122
	Felony	F	26	▲	+36.8%	+7
	Capias	CA	22	▲	+29.4%	+5
	Show Cause	SC	14	↔		-
	Restricted Operators License	RL	4	▲	+33.3%	+1
	Other	O	0	▼	-100.0%	-1
Total			6,597	▼	-8.0%	-577
Civil	Warrant in Debt	WD	1,054	▲	+2.0%	+21
	Garnishment	GA	450	▼	-18.6%	-103
	Unlawful Detainer	UD	408	▼	-10.7%	-49
	Admin License	AL	110	▲	+37.5%	+30
	Impoundment	IM	90	▲	+73.1%	+38
	Other	OT	82	▲	+9.3%	+7
	Detinue	DT	71	▼	-22.0%	-20
	Bond Forfeiture	BF	47	▲	+2.2%	+1
	Preliminary Protective Order	PP	47	▼	-40.5%	-32
	Protective Order	PO	34	▼	-52.1%	-37
	Interrogatory	IN	33	▼	-51.5%	-35
	Abstract	AJ	24	▼	-62.5%	-40
	Show Cause	SC	21	▼	-66.1%	-41
	Motion for Judgment	MJ	13	▲	+62.5%	+5
	Capias	CA	2	↔		-
	Petition-Restore Arms	PR	2	▲	+100.0%	+1
	Cross Claim	CR	1	▲	-	+1
	Overweight	OC	1	↔		-
	Tenants Assertion	TA	1	▼	-50.0%	-1
	Counter Claim	CC	0	▼	-100.0%	-2
Total			2,491	▼	-9.3%	-256
Civil Commitments	Temporary Detention Order	TD	106	▲	+11.6%	+11
	Mental Commitment	MC	61	▲	+8.9%	+5
	Emergency Custody Order	EC	57	▲	+16.3%	+8
	Petition	PT	14	▼	-33.3%	-7
	Other	OT	11	▲	+10.0%	+1
	Medical Emergency Temporary Detention Order	MT	2	▲	-	+2
Total			251	▲	8.7%	+20
GRAND TOTAL			11,205	▼	-9.0%	-1,103

* Compared to same time period as previous year
 5/15/2024 1:01:45PM

** Case Type Categories are defined in the 2017 Virginia Judicial Workload Assessment
 Source: SCV-SQL-Information

Dispositions by Major Case Category**

Category	Summary	Change	% Change	Absolute Change
Felony	561	▲	-16.4%	-110
Garnishment	483	▼	-22.2%	-138
General Civil	1,161	▲	+1.5%	+17
Infraction/Civil Violation	4,950	▲	-11.7%	-657
Involuntary Civil Commitments	25	▼	-19.4%	-6
Landlord /Tenant	409	▼	-10.9%	-50
Misdemeanor	2,649	▼	-1.7%	-47
Other	886	▲	-4.6%	-43
Protective Orders	81	▼	-46.0%	-69
GRAND TOTAL	11,205	▼	-9.0%	-1,103

2024 Overall GRAND TOTAL		Distribution of Caseload			Change*		Percentage (%) of Caseload			
2024	4,547	Criminal	465	10%	-11.3%	▼	-59	Criminal	2023	2024
2023	3,264	Traffic	3,365	74%	59.0%	▲	+1,248	Traffic	16.1%	10.2%
	+1,283	Civil	689	15%	14.3%	▲	+86	Civil	64.9%	74.0%
	39.3%	Civil Commitments	28	1%	40.0%	▲	+8	Civil Commitments	18.5%	15.2%
	▲	GRAND TOTAL	4,547	100%	39.3%	▲	+1,283	GRAND TOTAL	0.6%	0.6%
									100%	100%

Dispositions by Division & Code

Division	Case Type Description	Code	Summary	Change	% Change	Absolute Change
Criminal	Misdemeanor	M	240	▼	-18.1%	-53
	Felony	F	112	▼	-20.0%	-28
	Capias	CA	45	↔		-
	Show Cause	SC	42	▲	+50.0%	+14
	Civil Violation	CV	21	▲	+40.0%	+6
	Motion	MO	5	▲	+66.7%	+2
	Total			465	▼	-11.3%
Traffic	Infraction	I	2,636	▲	+79.9%	+1,171
	Misdemeanor	M	689	▲	+12.2%	+75
	Show Cause	SC	17	▲	+70.0%	+7
	Capias	CA	15	▼	-11.8%	-2
	Felony	F	6	▼	-45.5%	-5
	Civil Violation	CV	1	▲	-	+1
	Motion	MO	1	▲	-	+1
Total			3,365	▲	59.0%	+1,248
Civil	Warrant in Debt	WD	287	▲	+7.9%	+21
	Garnishment	GA	227	▲	+40.1%	+65
	Unlawful Detainer	UD	72	▲	+7.5%	+5
	Admin License	AL	20	▼	-9.1%	-2
	Show Cause	SC	20	▲	+233.3%	+14
	Other	OT	19	▲	-9.5%	-2
	Abstract	AJ	7	▼	-41.7%	-5
	Interrogatory	IN	7	▲	+40.0%	+2
	Bond Forfeiture	BF	6	▼	-40.0%	-4
	Detinue	DT	6	▲	+200.0%	+4
	Preliminary Protective Order	PP	6	▼	-45.5%	-5
	Impoundment	IM	5	▼	-16.7%	-1
	Protective Order	PO	5	▼	-28.6%	-2
	Capias	CA	1	▼	-75.0%	-3
	Tenants Assertion	TA	1	▲	-	+1
	Counter Claim	CC	0	▼	-100.0%	-1
Overweight	OC	0	▼	-100.0%	-1	
Total			689	▲	14.3%	+86
Civil Commitments	Temporary Detention Order	TD	16	▲	+23.1%	+3
	Emergency Custody Order	EC	12	▲	+71.4%	+5
	Total		28	▲	40.0%	+8
GRAND TOTAL			4,547	▲	39.3%	+1,283

Dispositions by Major Case Category**

Category	Summary	Change	% Change	Absolute Change
Felony	118	▼	-21.9%	-33
Garnishment	234	▲	+40.1%	+67
General Civil	296	▲	+9.6%	+26
Infraction/Civil Violation	2,658	▲	+79.5%	+1,177
Landlord /Tenant	73	▲	+9.0%	+6
Misdemeanor	929	▼	+2.4%	+22
Other	228	▲	+12.3%	+25

* Compared to same time period as previous year
 5/15/2024 1:01:45PM

** Case Type Categories are defined in the 2017 Virginia Judicial Workload Assessment
 Source: SCV-SQL-Information

CPSS - GCMS CASELOAD STATISTICS OF THE GENERAL DISTRICT COURTS
January 2024 thru April 2024 Dispositions (Compared to January 2023 thru April 2023)

Protective Orders	11	▼	-38.9%	-7
GRAND TOTAL	4,547	▲	39.3%	+1,283

* Compared to same time period as previous year
5/15/2024 1:01:45PM

** Case Type Categories are defined in the 2017 Virginia Judicial Workload Assessment
Source: SCV-SQL-Information

2024 Overall GRAND TOTAL		Distribution of Caseload			Change*		Percentage (%) of Caseload		
3,306	-103 -3.0%	Criminal	749	23%	-15.1% ▼	-133	Criminal	25.9%	22.7%
2024		Traffic	1,688	51%	-5.6% ▼	-100	Traffic	52.4%	51.1%
2023		Civil	823	25%	16.9% ▲	+119	Civil	20.7%	24.9%
		Civil Commitments	46	1%	31.4% ▲	+11	Civil Commitments	1.0%	1.4%
		GRAND TOTAL	3,306	100%	-3.0% ▼	-103	GRAND TOTAL	100%	100%

Dispositions by Division & Code

Division	Case Type Description	Code	Summary	Change	% Change	Absolute Change
Criminal	Misdemeanor	M	393	▼	-13.6%	-62
	Felony	F	219	▼	-1.8%	-4
	Capias	CA	65	▼	-21.7%	-18
	Show Cause	SC	51	▼	-45.2%	-42
	Civil Violation	CV	21	▼	-22.2%	-6
	Restricted Operators License	RL	0	▼	-100.0%	-1
	Total			749	▼	-15.1%
Traffic	Infraction	I	1,228	▼	-9.7%	-132
	Misdemeanor	M	426	▲	+10.9%	+42
	Capias	CA	15	▼	-6.3%	-1
	Show Cause	SC	12	▼	-20.0%	-3
	Felony	F	7	▼	-41.7%	-5
	Civil Violation	CV	0	▼	-100.0%	-1
	Total			1,688	▼	-5.6%
Civil	Warrant in Debt	WD	319	▲	+4.9%	+15
	Garnishment	GA	238	▲	+33.0%	+59
	Unlawful Detainer	UD	73	▼	-5.2%	-4
	Impoundment	IM	53	▲	+32.5%	+13
	Admin License	AL	39	▲	+34.5%	+10
	Interrogatory	IN	20	▲	+400.0%	+16
	Detinue	DT	19	▲	+111.1%	+10
	Other	OT	17	▲	-19.0%	-4
	Show Cause	SC	17	▲	+112.5%	+9
	Preliminary Protective Order	PP	9	▼	-18.2%	-2
	Abstract	AJ	8	▼	-27.3%	-3
	Protective Order	PO	6	↔		-
	Bond Forfeiture	BF	2	↔		-
	Motion for Judgment	MJ	1	▲	-	+1
	Overweight	OC	1	▲	-	+1
	Tenants Assertion	TA	1	▲	-	+1
	Capias	CA	0	▼	-100.0%	-1
	Petition-Restore Arms	PR	0	▼	-100.0%	-1
	Restricted Operators License	RL	0	▼	-100.0%	-1
Total			823	▲	16.9%	+119
Civil Commitments	Temporary Detention Order	TD	24	▼	-4.0%	-1
	Emergency Custody Order	EC	22	▲	+120.0%	+12
	Total			46	▲	31.4%
GRAND TOTAL			3,306	▼	-3.0%	-103

Dispositions by Major Case Category**

Category	Summary	Change	% Change	Absolute Change
Felony	226	▼	-3.8%	-9
Garnishment	258	▲	+41.0%	+75
General Civil	343	▲	+8.2%	+26
Infraction/Civil Violation	1,250	▲	-9.9%	-138
Landlord /Tenant	74	▲	-3.9%	-3
Misdemeanor	819	▼	-2.6%	-22
Other	321	▲	-8.5%	-30

* Compared to same time period as previous year
 5/15/2024 1:01:45PM

** Case Type Categories are defined in the 2017 Virginia Judicial Workload Assessment
 Source: SCV-SQL-Information

CPSS - GCMS CASELOAD STATISTICS OF THE GENERAL DISTRICT COURTS
January 2024 thru April 2024 Dispositions (Compared to January 2023 thru April 2023)

Protective Orders	15	▼	-11.8%	-2
GRAND TOTAL	3,306	▼	-3.0%	-103

* Compared to same time period as previous year
5/15/2024 1:01:45PM

** Case Type Categories are defined in the 2017 Virginia Judicial Workload Assessment
Source: SCV-SQL-Information

2024 Overall GRAND TOTAL		Distribution of Caseload			Change*		Percentage (%) of Caseload		
3,906	+340 9.5%	Criminal	965	25%	16.1% ▲	+134	Criminal	2023 23.3%	2024 24.7%
2024	↑	Traffic	1,606	41%	16.9% ▲	+232	Traffic	38.5%	41.1%
2023		Civil	1,223	31%	-2.1% ▼	-26	Civil	35.0%	31.3%
		Civil Commitments	112	3%	0.0%	0	Civil Commitments	3.1%	2.9%
		GRAND TOTAL	3,906	100%	9.5% ▲	+340	GRAND TOTAL	100%	100%

Dispositions by Division & Code

Division	Case Type Description	Code	Summary	Change	% Change	Absolute Change
Criminal	Misdemeanor	M	541	▲	+11.5%	+56
	Felony	F	211	▲	+44.5%	+65
	Capias	CA	117	▲	+15.8%	+16
	Show Cause	SC	80	▼	-11.1%	-10
	Civil Violation	CV	16	▲	+77.8%	+7
	Total			965	▲	16.1%
Traffic	Infraction	I	1,106	▲	+12.9%	+126
	Misdemeanor	M	381	▲	+39.6%	+108
	Other	O	82	▼	-4.7%	-4
	Capias	CA	20	▲	+33.3%	+5
	Show Cause	SC	11	▼	-35.3%	-6
	Felony	F	6	▲	+200.0%	+4
	Civil Violation	CV	0	▼	-100.0%	-1
	Total			1,606	▲	16.9%
Civil	Warrant in Debt	WD	457	▲	+3.6%	+16
	Garnishment	GA	434	▼	-14.7%	-75
	Unlawful Detainer	UD	116	▼	-4.1%	-5
	Admin License	AL	60	▲	+100.0%	+30
	Detinue	DT	37	▼	-19.6%	-9
	Abstract	AJ	24	▲	+84.6%	+11
	Other	OT	24	▼	-4.0%	-1
	Preliminary Protective Order	PP	18	▲	+80.0%	+8
	Protective Order	PO	17	▲	+6.3%	+1
	Bond Forfeiture	BF	10	▲	+11.1%	+1
	Impoundment	IM	10	▲	+900.0%	+9
	Zoning Violation	ZO	7	▼	-12.5%	-1
	Show Cause	SC	5	▼	-54.5%	-6
	Interrogatory	IN	4	↔		-
	Capias	CA	0	▼	-100.0%	-1
	Petition-Restore Arms	PR	0	▼	-100.0%	-2
	Tenants Assertion	TA	0	▼	-100.0%	-2
Total			1,223	▼	-2.1%	-26
Civil Commitments	Mental Commitment	MC	71	▼	-7.8%	-6
	Temporary Detention Order	TD	25	▲	+19.0%	+4
	Emergency Custody Order	EC	10	▼	-16.7%	-2
	Other	OT	5	▲	+150.0%	+3
	Medical Emergency Temporary Detention Order	MT	1	▲	-	+1
Total			112		0.0%	0
GRAND TOTAL			3,906	▲	9.5%	+340

Dispositions by Major Case Category**

Category	Summary	Change	% Change	Absolute Change
Felony	217	▲	+46.6%	+69
Garnishment	438	▼	-14.6%	-75
General Civil	496	▼	+0.8%	+4
Infraction/Civil Violation	1,204	▼	+11.9%	+128
Involuntary Civil Commitments	5	▲	+150.0%	+3
Landlord /Tenant	116	▼	-5.7%	-7

CPSS - GCMS CASELOAD STATISTICS OF THE GENERAL DISTRICT COURTS
 January 2024 thru April 2024 Dispositions (Compared to January 2023 thru April 2023)

Misdemeanor	929	▲	+21.3%	+163
Other	466	▲	+11.0%	+46
Protective Orders	35	▲	+34.6%	+9
GRAND TOTAL	3,906	▲	9.5%	+340

* Compared to same time period as previous year
 5/15/2024 1:01:45PM

** Case Type Categories are defined in the 2017 Virginia Judicial Workload Assessment
 Source: SCV-SQL-Information

2024 Overall GRAND TOTAL		Distribution of Caseload			Change*		Percentage (%) of Caseload		
2,264	-101 -4.3%	Criminal	101	4%	18.8% ▲	+16	Criminal	2023 3.6%	2024 4.5%
2024		Traffic	2,052	91%	-6.7% ▼	-148	Traffic	93.0%	90.6%
2023		Civil	108	5%	40.3% ▲	+31	Civil	3.3%	4.8%
		Civil Commitments	3	0%	0.0%	0	Civil Commitments	0.1%	0.1%
		GRAND TOTAL	2,264	100%	-4.3% ▼	-101	GRAND TOTAL	100%	100%

Dispositions by Division & Code

Division	Case Type Description	Code	Summary	Change	% Change	Absolute Change
Criminal	Felony	F	42	▲	+10.5%	+4
	Misdemeanor	M	37	▼	-2.6%	-1
	Show Cause	SC	15	▲	+150.0%	+9
	Capias	CA	6	▲	+200.0%	+4
	Civil Violation	CV	1	↔		-
	Total			101	▲	18.8%
Traffic	Infraction	I	1,717	▼	-1.5%	-26
	Misdemeanor	M	332	▼	-26.4%	-119
	Civil Violation	CV	3	▲	+200.0%	+2
	Felony	F	0	▼	-100.0%	-1
	Show Cause	SC	0	▼	-100.0%	-4
	Total			2,052	▼	-6.7%
Civil	Warrant in Debt	WD	54	▲	+80.0%	+24
	Garnishment	GA	16	▲	+6.7%	+1
	Motor Carrier	MC	7	▲	-	+7
	Other	OT	6	▲	+50.0%	+2
	Unlawful Detainer	UD	6	▲	+200.0%	+4
	Bond Forfeiture	BF	5	↔		-
	Admin License	AL	4	▼	-69.2%	-9
	Overweight	OC	4	▲	+33.3%	+1
	Preliminary Protective Order	PP	4	▲	+300.0%	+3
	Detinue	DT	1	↔		-
	Protective Order	PO	1	▲	-	+1
	Abstract	AJ	0	▼	-100.0%	-1
	Impoundment	IM	0	▼	-100.0%	-1
	Tenants Assertion	TA	0	▼	-100.0%	-1
Total			108	▲	40.3%	+31
Civil Commitments	Temporary Detention Order	TD	3	▲	+50.0%	+1
	Emergency Custody Order	EC	0	▼	-100.0%	-1
	Total			3		0.0%
GRAND TOTAL			2,264	▼	-4.3%	-101

Dispositions by Major Case Category**

Category	Summary	Change	% Change	Absolute Change
Felony	42	▼	+7.7%	+3
Garnishment	16	▲	+6.7%	+1
General Civil	55	▲	+77.4%	+24
Infraction/Civil Violation	1,732	▲	-0.9%	-16
Landlord /Tenant	6	▲	+100.0%	+3
Misdemeanor	369	▼	-24.5%	-120
Other	39	▼		0
Protective Orders	5	▲	+400.0%	+4
GRAND TOTAL	2,264	▼	-4.3%	-101

* Compared to same time period as previous year
 5/15/2024 1:01:45PM

** Case Type Categories are defined in the 2017 Virginia Judicial Workload Assessment
 Source: SCV-SQL-Information

2024 Overall GRAND TOTAL		Distribution of Caseload			Change*		Percentage (%) of Caseload			
6,229	-255 -3.9%	Criminal	253	4%	-22.2%	▼	-72	Criminal	2023 5.0%	2024 4.1%
2024		Traffic	5,597	90%	-3.3%	▼	-193	Traffic	89.3%	89.9%
2023		Civil	355	6%	3.2%	▲	+11	Civil	5.3%	5.7%
		Civil Commitments	24	0%	-4.0%	▼	-1	Civil Commitments	0.4%	0.4%
		GRAND TOTAL	6,229	100%	-3.9%	▼	-255	GRAND TOTAL	100%	100%

Dispositions by Division & Code

Division	Case Type Description	Code	Summary	Change	% Change	Absolute Change
Criminal	Misdemeanor	M	127	▼	-30.2%	-55
	Felony	F	96	▼	-12.7%	-14
	Capias	CA	20	▲	+5.3%	+1
	Show Cause	SC	9	▲	+50.0%	+3
	Civil Violation	CV	1	▼	-87.5%	-7
	Total			253	▼	-22.2%
Traffic	Infraction	I	4,872	▼	-3.7%	-189
	Misdemeanor	M	708	▲	+0.1%	+1
	Capias	CA	6	▲	+20.0%	+1
	Show Cause	SC	6	▼	-25.0%	-2
	Felony	F	5	▼	-44.4%	-4
	Total			5,597	▼	-3.3%
Civil	Warrant in Debt	WD	142	▲	+35.2%	+37
	Garnishment	GA	107	▲	+12.6%	+12
	Unlawful Detainer	UD	34	▼	-22.7%	-10
	Impoundment	IM	18	▼	-40.0%	-12
	Other	OT	14	↔		-
	Preliminary Protective Order	PP	10	↔		-
	Admin License	AL	8	▲	+14.3%	+1
	Bond Forfeiture	BF	7	▼	-56.3%	-9
	Protective Order	PO	7	▲	+75.0%	+3
	Detinue	DT	3	▼	-25.0%	-1
	Show Cause	SC	3	↔		-
	Abstract	AJ	1	▼	-75.0%	-3
	Interrogatory	IN	1	↔		-
	Overweight	OC	0	▼	-100.0%	-4
	Petition-Restore Arms	PR	0	▼	-100.0%	-2
	Tenants Assertion	TA	0	▼	-100.0%	-1
Total			355	▲	3.2%	+11
Civil Commitments	Temporary Detention Order	TD	13	▼	-13.3%	-2
	Emergency Custody Order	EC	11	▲	+10.0%	+1
	Total			24	▼	-4.0%
GRAND TOTAL			6,229	▼	-3.9%	-255

Dispositions by Major Case Category**

Category	Summary	Change	% Change	Absolute Change
Felony	101	▼	-15.1%	-18
Garnishment	108	▲	+12.5%	+12
General Civil	145	▼	+29.5%	+33
Infraction/Civil Violation	4,873	▼	-3.9%	-200
Landlord /Tenant	34	▼	-24.4%	-11
Misdemeanor	835	▼	-6.1%	-54
Other	116	▼	-14.7%	-20
Protective Orders	17	▲	+21.4%	+3
GRAND TOTAL	6,229	▼	-3.9%	-255

* Compared to same time period as previous year
 5/15/2024 1:01:45PM

** Case Type Categories are defined in the 2017 Virginia Judicial Workload Assessment
 Source: SCV-SQL-Information

2024 Overall GRAND TOTAL		Distribution of Caseload			Change*		Percentage (%) of Caseload			
	827	Criminal	141	17%	39.6%	▲	+40	Criminal	2023: 13.0%	2024: 17.0%
	+48 6.2%	Traffic	541	65%	2.1%	▲	+11	Traffic	68.0%	65.4%
2024		Civil	132	16%	6.5%	▲	+8	Civil	15.9%	16.0%
2023		Civil Commitments	13	2%	-45.8%	▼	-11	Civil Commitments	3.1%	1.6%
GRAND TOTAL			827	100%	6.2%	▲	+48	GRAND TOTAL	100%	100%

Dispositions by Division & Code

Division	Case Type Description	Code	Summary	Change	% Change	Absolute Change
Criminal	Misdemeanor	M	97	▲	+90.2%	+46
	Felony	F	27	▲	+35.0%	+7
	Capias	CA	8	▲	+300.0%	+6
	Civil Violation	CV	5	▼	-78.3%	-18
	Show Cause	SC	4	▼	-20.0%	-1
	Total			141	▲	39.6%
Traffic	Infraction	I	474	▲	+7.5%	+33
	Misdemeanor	M	59	▼	-19.2%	-14
	Show Cause	SC	4	▲	+100.0%	+2
	Capias	CA	3	▼	-50.0%	-3
	Felony	F	1	▼	-87.5%	-7
	Total			541	▲	2.1%
Civil	Warrant in Debt	WD	63	▲	+8.6%	+5
	Garnishment	GA	24	↔		-
	Unlawful Detainer	UD	13	▲	+8.3%	+1
	Preliminary Protective Order	PP	7	▲	+250.0%	+5
	Other	OT	5	↔		-
	Impoundment	IM	4	▲	+100.0%	+2
	Interrogatory	IN	4	▲	+33.3%	+1
	Protective Order	PO	4	▲	+100.0%	+2
	Detinue	DT	3	▲	+50.0%	+1
	Show Cause	SC	3	▼	-25.0%	-1
	Admin License	AL	2	▼	-75.0%	-6
	Abstract	AJ	0	▼	-100.0%	-2
	Total			132	▲	6.5%
Civil Commitments	Temporary Detention Order	TD	7	▼	-46.2%	-6
	Emergency Custody Order	EC	6	▼	-45.5%	-5
	Total		13	▼	-45.8%	-11
GRAND TOTAL			827	▲	6.2%	+48

Dispositions by Major Case Category**

Category	Summary	Change	% Change	Absolute Change	
Felony	28	▼		0	
Garnishment	28	▲	+3.7%	+1	
General Civil	67	▲	+9.8%	+6	
Infraction/Civil Violation	479	▼	+3.2%	+15	
Landlord /Tenant	13	▲	+8.3%	+1	
Misdemeanor	156	▲	+25.8%	+32	
Other	45	▲	-23.7%	-14	
Protective Orders	11	▲	+175.0%	+7	
GRAND TOTAL		827	▲	6.2%	+48

* Compared to same time period as previous year
 5/15/2024 1:01:45PM

** Case Type Categories are defined in the 2017 Virginia Judicial Workload Assessment
 Source: SCV-SQL-Information

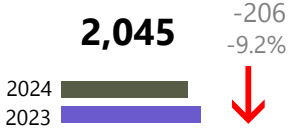
2024 Overall GRAND TOTAL		Distribution of Caseload		Change*		Percentage (%) of Caseload		
1,081	-227 -17.4%	Criminal	341 32%	14.4% ▲	+43	Criminal	2023 22.8%	2024 31.5%
2024		Traffic	408 38%	-36.6% ▼	-236	Traffic	49.2%	37.7%
2023		Civil	281 26%	26.6% ▲	+59	Civil	17.0%	26.0%
		Civil Commitments	51 5%	-64.6% ▼	-93	Civil Commitments	11.0%	4.7%
		GRAND TOTAL	1,081 100%	-17.4% ▼	-227	GRAND TOTAL	100%	100%

Dispositions by Division & Code

Division	Case Type Description	Code	Summary	Change	% Change	Absolute Change
Criminal	Misdemeanor	M	196	▲	+2.6%	+5
	Felony	F	75	▲	+41.5%	+22
	Show Cause	SC	36	▲	+176.9%	+23
	Capias	CA	31	▼	-11.4%	-4
	Civil Violation	CV	3	▼	-50.0%	-3
	Total			341	▲	14.4%
Traffic	Infraction	I	319	▼	-36.6%	-184
	Misdemeanor	M	86	▼	-35.8%	-48
	Capias	CA	1	▼	-66.7%	-2
	Felony	F	1	↔		-
	Show Cause	SC	1	▼	-66.7%	-2
Total			408	▼	-36.6%	-236
Civil	Warrant in Debt	WD	85	▼	-9.6%	-9
	Garnishment	GA	81	▲	+55.8%	+29
	Detinue	DT	32	▲	+52.4%	+11
	Impoundment	IM	30	▲	+400.0%	+24
	Other	OT	20	▲	+33.3%	+5
	Unlawful Detainer	UD	12	▲	+20.0%	+2
	Admin License	AL	8	▲	+60.0%	+3
	Protective Order	PO	5	▼	-16.7%	-1
	Preliminary Protective Order	PP	4	▼	-33.3%	-2
	Abstract	AJ	2	▲	-	+2
	Bond Forfeiture	BF	1	▼	-83.3%	-5
	Show Cause	SC	1	▲	-	+1
	Tenants Assertion	TA	0	▼	-100.0%	-1
	Total			281	▲	26.6%
Civil Commitments	Mental Commitment	MC	33	▼	-70.5%	-79
	Emergency Custody Order	EC	9	▼	-35.7%	-5
	Temporary Detention Order	TD	5	▼	-68.8%	-11
	Medical Emergency Temporary Detention Order	MT	4	▲	+100.0%	+2
Total			51	▼	-64.6%	-93
GRAND TOTAL			1,081	▼	-17.4%	-227

Dispositions by Major Case Category**

Category	Summary	Change	% Change	Absolute Change
Felony	76	▲	+40.7%	+22
Garnishment	81	▲	+55.8%	+29
General Civil	125	▲	+5.0%	+6
Infraction/Civil Violation	322	▼	-36.7%	-187
Landlord /Tenant	12	▼	+9.1%	+1
Misdemeanor	282	▼	-13.2%	-43
Other	174	▲	-23.0%	-52
Protective Orders	9	▼	-25.0%	-3
GRAND TOTAL	1,081	▼	-17.4%	-227

2024 Overall GRAND TOTAL		Distribution of Caseload			Change*		Percentage (%) of Caseload		
2,045	-206 -9.2%	Criminal	178	9%	5.3% ▲	+9	Criminal	2023 7.5%	2024 8.7%
		Traffic	1,657	81%	-9.3% ▼	-169	Traffic	81.1%	81.0%
		Civil	197	10%	-20.2% ▼	-50	Civil	11.0%	9.6%
		Civil Commitments	13	1%	44.4% ▲	+4	Civil Commitments	0.4%	0.6%
		GRAND TOTAL	2,045	100%	-9.2% ▼	-206	GRAND TOTAL	100%	100%

Dispositions by Division & Code


Division	Case Type Description	Code	Summary	Change	% Change	Absolute Change
Criminal	Misdemeanor	M	119	▲	+24.0%	+23
	Felony	F	30	▼	-9.1%	-3
	Show Cause	SC	14	▼	-36.4%	-8
	Civil Violation	CV	8	▲	+100.0%	+4
	Capias	CA	7	▼	-50.0%	-7
	Total			178	▲	5.3%
Traffic	Infraction	I	1,491	▼	-9.1%	-150
	Misdemeanor	M	162	▼	-8.0%	-14
	Show Cause	SC	2	▼	-33.3%	-1
	Felony	F	1	↔		-
	Restricted Operators License	RL	1	▲	-	+1
	Capias	CA	0	▼	-100.0%	-5
	Total			1,657	▼	-9.3%
Civil	Garnishment	GA	67	▲	+9.8%	+6
	Warrant in Debt	WD	58	▼	-42.0%	-42
	Unlawful Detainer	UD	45	▼	-10.0%	-5
	Preliminary Protective Order	PP	7	▼	-46.2%	-6
	Protective Order	PO	5	▼	-16.7%	-1
	Abstract	AJ	4	▲	+300.0%	+3
	Bond Forfeiture	BF	4	▲	+33.3%	+1
	Admin License	AL	3	▼	-50.0%	-3
	Other	OT	3	▲	-40.0%	-2
	Detinue	DT	1	↔		-
	Interrogatory	IN	0	▼	-100.0%	-1
Total			197	▼	-20.2%	-50
Civil Commitments	Temporary Detention Order	TD	11	▲	+120.0%	+6
	Emergency Custody Order	EC	2	▼	-50.0%	-2
	Total		13	▲	44.4%	+4
GRAND TOTAL			2,045	▼	-9.2%	-206

Dispositions by Major Case Category**

Category	Summary	Change	% Change	Absolute Change
Felony	31	▼	-8.8%	-3
Garnishment	67	▼	+8.1%	+5
General Civil	60	▲	-40.6%	-41
Infraction/Civil Violation	1,499	▲	-8.9%	-146
Landlord /Tenant	45	▼	-10.0%	-5
Misdemeanor	282	▲	+3.7%	+10
Other	49	▲	-27.9%	-19
Protective Orders	12	▼	-36.8%	-7
GRAND TOTAL	2,045	▼	-9.2%	-206

* Compared to same time period as previous year
 5/15/2024 1:01:45PM

** Case Type Categories are defined in the 2017 Virginia Judicial Workload Assessment
 Source: SCV-SQL-Information

2024 Overall GRAND TOTAL		Distribution of Caseload		Change*		Percentage (%) of Caseload		
510	-117 -18.7%	Criminal	119	23%	-42.2%	▼	-87	
		Traffic	213	42%	-17.4%	▼	-45	
		Civil	168	33%	16.7%	▲	+24	
		Civil Commitments	10	2%	-47.4%	▼	-9	
		GRAND TOTAL	510	100%	-18.7%	▼	-117	
								2023
								2024
								32.9%
								23.3%
								41.1%
								41.8%
								23.0%
								32.9%
								3.0%
								2.0%
								GRAND TOTAL
								100%
								100%

Dispositions by Division & Code

Division	Case Type Description	Code	Summary	Change	% Change	Absolute Change
Criminal	Misdemeanor	M	56	▼	-52.9%	-63
	Felony	F	46	▼	-28.1%	-18
	Capias	CA	11	▼	-31.3%	-5
	Show Cause	SC	5	▼	-28.6%	-2
	Civil Violation	CV	1	▲	-	+1
	Total			119	▼	-42.2%
Traffic	Infraction	I	149	▼	-9.7%	-16
	Misdemeanor	M	61	▼	-29.9%	-26
	Felony	F	3	↔	-	-
	Capias	CA	0	▼	-100.0%	-1
	Show Cause	SC	0	▼	-100.0%	-2
	Total			213	▼	-17.4%
Civil	Warrant in Debt	WD	93	▲	+34.8%	+24
	Garnishment	GA	31	▼	-13.9%	-5
	Unlawful Detainer	UD	12	↔	-	-
	Other	OT	11	▲	+1,000.0%	+10
	Impoundment	IM	5	↔	-	-
	Preliminary Protective Order	PP	5	↔	-	-
	Detinue	DT	4	▲	+33.3%	+1
	Bond Forfeiture	BF	3	↔	-	-
	Admin License	AL	2	▼	-33.3%	-1
	Protective Order	PO	2	↔	-	-
	Abstract	AJ	0	▼	-100.0%	-4
	Petition-Restore Arms	PR	0	▼	-100.0%	-1
	Total			168	▲	16.7%
Civil Commitments	Temporary Detention Order	TD	5	▼	-54.5%	-6
	Emergency Custody Order	EC	4	▼	-42.9%	-3
	Mental Commitment	MC	1	↔	-	-
Total			10	▼	-47.4%	-9
GRAND TOTAL			510	▼	-18.7%	-117

Dispositions by Major Case Category**

Category	Summary	Change	% Change	Absolute Change
Felony	49	▼	-26.9%	-18
Garnishment	31	▼	-13.9%	-5
General Civil	99	▲	+35.6%	+26
Infraction/Civil Violation	150	▲	-9.1%	-15
Landlord /Tenant	12	↔	-	0
Misdemeanor	117	▼	-43.2%	-89
Other	45	▲	-26.2%	-16
Protective Orders	7	↔	-	0
GRAND TOTAL	510	▼	-18.7%	-117

2024 Overall GRAND TOTAL		Distribution of Caseload			Change*		Percentage (%) of Caseload		
7,634	+773 11.3%	Criminal	1,394	18%	18.1% ▲	+214	Criminal	2023 17.2%	2024 18.3%
2024	↑	Traffic	4,303	56%	9.3% ▲	+365	Traffic	57.4%	56.4%
2023		Civil	1,631	21%	10.8% ▲	+159	Civil	21.5%	21.4%
		Civil Commitments	306	4%	12.9% ▲	+35	Civil Commitments	3.9%	4.0%
		GRAND TOTAL	7,634	100%	11.3% ▲	+773	GRAND TOTAL	100%	100%

Dispositions by Division & Code

Division	Case Type Description	Code	Summary	Change	% Change	Absolute Change
Criminal	Misdemeanor	M	867	▲	+20.6%	+148
	Felony	F	316	▲	+16.6%	+45
	Capias	CA	101	▲	+12.2%	+11
	Show Cause	SC	77	▲	+8.5%	+6
	Civil Violation	CV	33	▲	+13.8%	+4
	Total			1,394	▲	18.1%
Traffic	Infraction	I	3,633	▲	+8.7%	+292
	Misdemeanor	M	634	▲	+14.4%	+80
	Capias	CA	10	▲	+66.7%	+4
	Show Cause	SC	9	▼	-47.1%	-8
	Other	O	7	▲	+40.0%	+2
	Felony	F	6	↔		-
	Restricted Operators License	RL	3	▼	-62.5%	-5
	Civil Violation	CV	1	↔		-
	Total			4,303	▲	9.3%
Civil	Warrant in Debt	WD	499	▲	+15.2%	+66
	Garnishment	GA	485	▲	+14.1%	+60
	Unlawful Detainer	UD	301	▲	+1.7%	+5
	Admin License	AL	115	▲	+51.3%	+39
	Other	OT	69	▲	+16.9%	+10
	Preliminary Protective Order	PP	38	▲	+26.7%	+8
	Bond Forfeiture	BF	28	▼	-6.7%	-2
	Protective Order	PO	25	▲	+4.2%	+1
	Impoundment	IM	22	▲	+100.0%	+11
	Abstract	AJ	16	▼	-15.8%	-3
	Interrogatory	IN	13	▼	-31.6%	-6
	Detinue	DT	10	▼	-44.4%	-8
	Show Cause	SC	7	▼	-36.4%	-4
	Tenants Assertion	TA	2	▼	-84.6%	-11
	Capias	CA	1	↔		-
	Counter Claim	CC	0	▼	-100.0%	-1
	Motion for Judgment	MJ	0	▼	-100.0%	-3
Petition-Restore Arms	PR	0	▼	-100.0%	-3	
Total			1,631	▲	10.8%	+159
Civil Commitments	Mental Commitment	MC	146	▲	+29.2%	+33
	Temporary Detention Order	TD	89	▲	+3.5%	+3
	Emergency Custody Order	EC	39	▲	+11.4%	+4
	Other	OT	24	▼	-29.4%	-10
	Medical Emergency Temporary Detention Order	MT	8	▲	+166.7%	+5
	Total			306	▲	12.9%
GRAND TOTAL			7,634	▲	11.3%	+773

Dispositions by Major Case Category**

Category	Summary	Change	% Change	Absolute Change
Felony	322	▲	+16.2%	+45
Garnishment	498	▼	+12.2%	+54
General Civil	518	▼	+11.9%	+55
Infraction/Civil Violation	3,674	▲	+8.8%	+298

* Compared to same time period as previous year
 5/15/2024 1:01:45PM

** Case Type Categories are defined in the 2017 Virginia Judicial Workload Assessment
 Source: SCV-SQL-Information

CPSS - GCMS CASELOAD STATISTICS OF THE GENERAL DISTRICT COURTS
 January 2024 thru April 2024 Dispositions (Compared to January 2023 thru April 2023)

Involuntary Civil Commitments	24	▼	-29.4%	-10
Landlord /Tenant	303	▼	-1.9%	-6
Misdemeanor	1,504	▼	+17.4%	+223
Other	728	▲	+16.9%	+105
Protective Orders	63	▲	+16.7%	+9
GRAND TOTAL	7,634	▲	11.3%	+773

* Compared to same time period as previous year
 5/15/2024 1:01:45PM

** Case Type Categories are defined in the 2017 Virginia Judicial Workload Assessment
 Source: SCV-SQL-Information

2024 Overall GRAND TOTAL		Distribution of Caseload			Change*		Percentage (%) of Caseload		
6,180	+1,404 29.4%	Criminal	885	14%	4.4% ▲	+37	Criminal	2023 17.8%	2024 14.3%
2024	↑	Traffic	4,369	71%	43.2% ▲	+1,319	Traffic	63.9%	70.7%
2023		Civil	791	13%	2.6% ▲	+20	Civil	16.1%	12.8%
		Civil Commitments	135	2%	26.2% ▲	+28	Civil Commitments	2.2%	2.2%
		GRAND TOTAL	6,180	100%	29.4% ▲	+1,404	GRAND TOTAL	100%	100%

Dispositions by Division & Code

Division	Case Type Description	Code	Summary	Change	% Change	Absolute Change
Criminal	Misdemeanor	M	550	▲	+19.8%	+91
	Felony	F	174	▼	-18.7%	-40
	Show Cause	SC	76	▼	-8.4%	-7
	Capias	CA	70	▼	-10.3%	-8
	Civil Violation	CV	15	▲	+15.4%	+2
	Motion	MO	0	▼	-100.0%	-1
	Total			885	▲	4.4%
Traffic	Infraction	I	3,780	▲	+47.8%	+1,223
	Misdemeanor	M	582	▲	+22.0%	+105
	Show Cause	SC	4	▼	-20.0%	-1
	Felony	F	2	▼	-50.0%	-2
	Other	O	1	▲	-	+1
	Capias	CA	0	▼	-100.0%	-4
	Restricted Operators License	RL	0	▼	-100.0%	-3
Total			4,369	▲	43.2%	+1,319
Civil	Warrant in Debt	WD	308	▲	+8.8%	+25
	Unlawful Detainer	UD	151	▼	-1.3%	-2
	Garnishment	GA	142	▲	+11.8%	+15
	Other	OT	60	▲	-1.6%	-1
	Detinue	DT	37	▲	+85.0%	+17
	Preliminary Protective Order	PP	31	▲	+14.8%	+4
	Protective Order	PO	28	▲	+16.7%	+4
	Bond Forfeiture	BF	13	▼	-55.2%	-16
	Admin License	AL	10	▼	-16.7%	-2
	Show Cause	SC	5	▼	-73.7%	-14
	Interrogatory	IN	2	▼	-80.0%	-8
	Abstract	AJ	1	▼	-50.0%	-1
	Impoundment	IM	1	▼	-50.0%	-1
	Motion for Judgment	MJ	1	▲	-	+1
	Petition-Restore Arms	PR	1	↔	-	-
Tenants Assertion	TA	0	▼	-100.0%	-1	
Total			791	▲	2.6%	+20
Civil Commitments	Temporary Detention Order	TD	58	▲	+45.0%	+18
	Emergency Custody Order	EC	46	▲	+58.6%	+17
	Mental Commitment	MC	27	▼	-22.9%	-8
	Medical Emergency Temporary Detention Order	MT	2	▲	-	+2
	Other	OT	2	▼	-33.3%	-1
Total			135	▲	26.2%	+28
GRAND TOTAL			6,180	▲	29.4%	+1,404

Dispositions by Major Case Category**

Category	Summary	Change	% Change	Absolute Change
Felony	176	▼	-19.3%	-42
Garnishment	144	▼	+5.1%	+7
General Civil	351	▲	+15.1%	+46
Infraction/Civil Violation	3,796	▲	+47.7%	+1,226
Involuntary Civil Commitments	2	▼	-33.3%	-1
Landlord /Tenant	151	▼	-1.9%	-3

* Compared to same time period as previous year
 5/15/2024 1:01:45PM

** Case Type Categories are defined in the 2017 Virginia Judicial Workload Assessment
 Source: SCV-SQL-Information

CPSS - GCMS CASELOAD STATISTICS OF THE GENERAL DISTRICT COURTS
 January 2024 thru April 2024 Dispositions (Compared to January 2023 thru April 2023)

Misdemeanor	1,132	▼	+20.6%	+193
Other	369	▲	-7.5%	-30
Protective Orders	59	▲	+15.7%	+8
GRAND TOTAL	6,180	▲	29.4%	+1,404

* Compared to same time period as previous year
 5/15/2024 1:01:45PM

** Case Type Categories are defined in the 2017 Virginia Judicial Workload Assessment
 Source: SCV-SQL-Information

2024 Overall GRAND TOTAL		Distribution of Caseload			Change*		Percentage (%) of Caseload		
1,310	+273 26.3%	Criminal	211	16%	-25.7% ▼	-73	Criminal	2023 27.4%	2024 16.1%
2024	↑	Traffic	697	53%	72.5% ▲	+293	Traffic	39.0%	53.2%
2023		Civil	324	25%	-0.6% ▼	-2	Civil	31.4%	24.7%
		Civil Commitments	78	6%	239.1% ▲	+55	Civil Commitments	2.2%	6.0%
		GRAND TOTAL	1,310	100%	26.3% ▲	+273	GRAND TOTAL	100%	100%

Dispositions by Division & Code

Division	Case Type Description	Code	Summary	Change	% Change	Absolute Change
Criminal	Misdemeanor	M	145	▼	-29.3%	-60
	Show Cause	SC	24	▼	-48.9%	-23
	Felony	F	23	▲	+4.5%	+1
	Capias	CA	10	▲	-	+10
	Civil Violation	CV	9	↔	-	-
	Restricted Operators License	RL	0	▼	-100.0%	-1
	Total			211	▼	-25.7%
Traffic	Infraction	I	550	▲	+67.7%	+222
	Misdemeanor	M	136	▲	+103.0%	+69
	Other	O	5	▲	-	+5
	Capias	CA	3	▲	-	+3
	Show Cause	SC	2	▲	+100.0%	+1
	Civil Violation	CV	1	▼	-50.0%	-1
	Restricted Operators License	RL	0	▼	-100.0%	-6
Total			697	▲	72.5%	+293
Civil	Unlawful Detainer	UD	113	▼	-11.0%	-14
	Warrant in Debt	WD	92	▲	+67.3%	+37
	Garnishment	GA	54	▼	-18.2%	-12
	Preliminary Protective Order	PP	15	▼	-16.7%	-3
	Admin License	AL	14	▼	-26.3%	-5
	Other	OT	13	▼	-40.9%	-9
	Protective Order	PO	11	▼	-31.3%	-5
	Show Cause	SC	4	▲	+300.0%	+3
	Capias	CA	3	▲	-	+3
	Interrogatory	IN	3	▲	-	+3
	Detinue	DT	1	▲	-	+1
	Tenants Assertion	TA	1	▲	-	+1
	Abstract	AJ	0	▼	-100.0%	-1
	Bond Forfeiture	BF	0	▼	-100.0%	-1
Total			324	▼	-0.6%	-2
Civil Commitments	Temporary Detention Order	TD	40	▲	+150.0%	+24
	Mental Commitment	MC	24	▲	-	+24
	Emergency Custody Order	EC	14	▲	+100.0%	+7
Total			78	▲	239.1%	+55
GRAND TOTAL			1,310	▲	26.3%	+273

Dispositions by Major Case Category**

Category	Summary	Change	% Change	Absolute Change
Felony	23	▲	+4.5%	+1
Garnishment	57	▲	-13.6%	-9
General Civil	93	▲	+69.1%	+38
Infraction/Civil Violation	565	▲	+66.7%	+226
Landlord /Tenant	114	▲	-10.2%	-13
Misdemeanor	281	▼	+0.7%	+2
Other	151	▲	+31.3%	+36
Protective Orders	26	▼	-23.5%	-8
GRAND TOTAL	1,310	▲	26.3%	+273

* Compared to same time period as previous year
 5/15/2024 1:01:45PM

** Case Type Categories are defined in the 2017 Virginia Judicial Workload Assessment
 Source: SCV-SQL-Information

2024 Overall GRAND TOTAL		Distribution of Caseload			Change*		Percentage (%) of Caseload		
5,373	+870 19.3%	Criminal	774	14%	35.6% ▲	+203	Criminal	2023 12.7%	2024 14.4%
2024		Traffic	3,954	74%	18.3% ▲	+611	Traffic	74.2%	73.6%
2023		Civil	552	10%	4.9% ▲	+26	Civil	11.7%	10.3%
		Civil Commitments	93	2%	47.6% ▲	+30	Civil Commitments	1.4%	1.7%
		GRAND TOTAL	5,373	100%	19.3% ▲	+870	GRAND TOTAL	100%	100%

Dispositions by Division & Code

Division	Case Type Description	Code	Summary	Change	% Change	Absolute Change
Criminal	Misdemeanor	M	535	▲	+66.1%	+213
	Felony	F	120	▼	-21.6%	-33
	Capias	CA	71	▲	+22.4%	+13
	Show Cause	SC	37	▲	+131.3%	+21
	Civil Violation	CV	11	▼	-50.0%	-11
	Total			774	▲	35.6%
Traffic	Infraction	I	3,252	▲	+14.6%	+414
	Misdemeanor	M	669	▲	+40.8%	+194
	Capias	CA	13	▼	-7.1%	-1
	Felony	F	7	↔		-
	Civil Violation	CV	6	▲	+100.0%	+3
	Show Cause	SC	6	↔		-
	Restricted Operators License	RL	1	▲	-	+1
	Total			3,954	▲	18.3%
Civil	Warrant in Debt	WD	236	▲	+4.0%	+9
	Garnishment	GA	163	▲	+20.7%	+28
	Unlawful Detainer	UD	34	▼	-29.2%	-14
	Other	OT	27	▼	-22.9%	-8
	Detinue	DT	21	▲	+75.0%	+9
	Preliminary Protective Order	PP	19	▲	+11.8%	+2
	Protective Order	PO	19	▲	+46.2%	+6
	Admin License	AL	12	▲	+50.0%	+4
	Abstract	AJ	9	▲	+350.0%	+7
	Bond Forfeiture	BF	6	▼	-64.7%	-11
	Show Cause	SC	3	↔		-
	Cross Claim	CR	1	▲	-	+1
	Interrogatory	IN	1	▼	-66.7%	-2
	Motion for Judgment	MJ	1	↔		-
	Counter Claim	CC	0	▼	-100.0%	-1
	Impoundment	IM	0	▼	-100.0%	-1
Petition-Restore Arms	PR	0	▼	-100.0%	-3	
Total			552	▲	4.9%	+26
Civil Commitments	Temporary Detention Order	TD	50	▲	+38.9%	+14
	Emergency Custody Order	EC	43	▲	+59.3%	+16
	Total		93	▲	47.6%	+30
GRAND TOTAL			5,373	▲	19.3%	+870

Dispositions by Major Case Category**

Category	Summary	Change	% Change	Absolute Change
Felony	127	▼	-20.6%	-33
Garnishment	164	▼	+18.8%	+26
General Civil	258	▼	+5.3%	+13
Infraction/Civil Violation	3,269	▲	+14.2%	+406
Landlord /Tenant	34	▼	-29.2%	-14
Misdemeanor	1,205	▲	+51.2%	+408
Other	278	▲	+25.2%	+56
Protective Orders	38	▲	+26.7%	+8

* Compared to same time period as previous year
 5/15/2024 1:01:45PM

** Case Type Categories are defined in the 2017 Virginia Judicial Workload Assessment
 Source: SCV-SQL-Information

CPSS - GCMS CASELOAD STATISTICS OF THE GENERAL DISTRICT COURTS
January 2024 thru April 2024 Dispositions (Compared to January 2023 thru April 2023)

<i>GRAND TOTAL</i>	<u>5,373</u>	▲	19.3%	+870
---------------------------	---------------------	---	-------	------

* Compared to same time period as previous year
5/15/2024 1:01:45PM

** Case Type Categories are defined in the 2017 Virginia Judicial Workload Assessment
Source: SCV-SQL-Information

2024 Overall GRAND TOTAL		Distribution of Caseload			Change*		Percentage (%) of Caseload		
3,435	+216 6.7%	Criminal	805	23%	24.2% ▲	+157	Criminal	20.1%	23.4%
2024	↑	Traffic	2,017	59%	7.0% ▲	+132	Traffic	58.6%	58.7%
2023		Civil	470	14%	-11.7% ▼	-62	Civil	16.5%	13.7%
		Civil Commitments	143	4%	-7.1% ▼	-11	Civil Commitments	4.8%	4.2%
		GRAND TOTAL	3,435	100%	6.7% ▲	+216	GRAND TOTAL	100%	100%

Dispositions by Division & Code

Division	Case Type Description	Code	Summary	Change	% Change	Absolute Change
Criminal	Misdemeanor	M	415	▲	+16.9%	+60
	Felony	F	232	▲	+34.9%	+60
	Capias	CA	125	▲	+37.4%	+34
	Civil Violation	CV	18	▲	+50.0%	+6
	Show Cause	SC	15	▼	-16.7%	-3
	Total			805	▲	24.2%
Traffic	Infraction	I	1,589	▲	+3.0%	+46
	Misdemeanor	M	391	▲	+24.9%	+78
	Civil Violation	CV	15	▲	+650.0%	+13
	Capias	CA	11	▼	-31.3%	-5
	Felony	F	10	▲	+25.0%	+2
	Show Cause	SC	1	▼	-66.7%	-2
	Total			2,017	▲	7.0%
Civil	Warrant in Debt	WD	147	▲	+11.4%	+15
	Garnishment	GA	100	▲	+51.5%	+34
	Unlawful Detainer	UD	82	▼	-50.6%	-84
	Other	OT	35	▼	-14.6%	-6
	Preliminary Protective Order	PP	30	▲	+15.4%	+4
	Protective Order	PO	23	▲	+4.5%	+1
	Admin License	AL	19	▲	+35.7%	+5
	Bond Forfeiture	BF	16	▼	-62.8%	-27
	Show Cause	SC	7	▲	+40.0%	+2
	Detinue	DT	4	▼	-50.0%	-4
	Abstract	AJ	3	▲	+200.0%	+2
	Impoundment	IM	1	▼	-66.7%	-2
	Overweight	OC	1	▼	-66.7%	-2
	Restricted Operators License	RL	1	▲	-	+1
	Tenants Assertion	TA	1	▲	-	+1
	Counter Claim	CC	0	▼	-100.0%	-1
Interrogatory	IN	0	▼	-100.0%	-1	
Total			470	▼	-11.7%	-62
Civil Commitments	Mental Commitment	MC	124	▼	-7.5%	-10
	Temporary Detention Order	TD	10	▼	-33.3%	-5
	Emergency Custody Order	EC	9	▲	+80.0%	+4
Total			143	▼	-7.1%	-11
GRAND TOTAL			3,435	▲	6.7%	+216

Dispositions by Major Case Category**

Category	Summary	Change	% Change	Absolute Change
Felony	242	▲	+34.4%	+62
Garnishment	100	▼	+49.3%	+33
General Civil	152	▼	+7.8%	+11
Infraction/Civil Violation	1,623	▲	+4.0%	+63
Landlord /Tenant	83	▲	-50.0%	-83
Misdemeanor	807	▲	+20.8%	+139
Other	375	▼	-3.6%	-14
Protective Orders	53	▲	+10.4%	+5

* Compared to same time period as previous year
 5/15/2024 1:01:45PM



** Case Type Categories are defined in the 2017 Virginia Judicial Workload Assessment
 Source: SCV-SQL-Information

CPSS - GCMS CASELOAD STATISTICS OF THE GENERAL DISTRICT COURTS
January 2024 thru April 2024 Dispositions (Compared to January 2023 thru April 2023)

<i>GRAND TOTAL</i>	3,435	▲	6.7%	+216
---------------------------	--------------	---	------	------

* Compared to same time period as previous year
5/15/2024 1:01:45PM

** Case Type Categories are defined in the 2017 Virginia Judicial Workload Assessment
Source: SCV-SQL-Information

2024 Overall GRAND TOTAL		Distribution of Caseload			Change*		Percentage (%) of Caseload		
7,471	+2,076 38.5%	Criminal	646	9%	85.1% ▲	+297	Criminal	2023 6.5%	2024 8.6%
2024 		Traffic	5,739	77%	38.2% ▲	+1,587	Traffic	77.0%	76.8%
2023 		Civil	657	9%	31.9% ▲	+159	Civil	9.2%	8.8%
		Civil Commitments	429	6%	8.3% ▲	+33	Civil Commitments	7.3%	5.7%
		GRAND TOTAL	7,471	100%	38.5% ▲	+2,076	GRAND TOTAL	100%	100%

Dispositions by Division & Code

Division	Case Type Description	Code	Summary	Change	% Change	Absolute Change
Criminal	Misdemeanor	M	369	▲	+91.2%	+176
	Felony	F	151	▲	+98.7%	+75
	Capias	CA	99	▲	+67.8%	+40
	Show Cause	SC	15	▼	-6.3%	-1
	Civil Violation	CV	12	▲	+140.0%	+7
	Total			646	▲	85.1%
Traffic	Infraction	I	4,321	▲	+36.7%	+1,159
	Misdemeanor	M	1,338	▲	+43.1%	+403
	Capias	CA	49	▲	+40.0%	+14
	Show Cause	SC	17	▼	-10.5%	-2
	Civil Violation	CV	8	▲	+700.0%	+7
	Felony	F	6	▲	-	+6
Total			5,739	▲	38.2%	+1,587
Civil	Warrant in Debt	WD	259	▲	+35.6%	+68
	Garnishment	GA	222	▲	+72.1%	+93
	Other	OT	55	▼	+17.0%	+8
	Unlawful Detainer	UD	55	▼	-24.7%	-18
	Preliminary Protective Order	PP	17	▼	-29.2%	-7
	Protective Order	PO	16	▲	+33.3%	+4
	Admin License	AL	8	▲	+300.0%	+6
	Detinue	DT	6	↔	-	-
	Show Cause	SC	6	▲	-	+6
	Abstract	AJ	4	▲	+100.0%	+2
	Impoundment	IM	3	▼	-50.0%	-3
	Bond Forfeiture	BF	2	▲	-	+2
	Restricted Operators License	RL	2	▲	+100.0%	+1
	Interrogatory	IN	1	↔	-	-
	Overweight	OC	1	▲	-	+1
	Petition-Restore Arms	PR	0	▼	-100.0%	-4
Total			657	▲	31.9%	+159
Civil Commitments	Mental Commitment	MC	356	▲	+18.7%	+56
	Temporary Detention Order	TD	25	▼	-21.9%	-7
	Other	OT	24	▼	-44.2%	-19
	Emergency Custody Order	EC	22	▲	+10.0%	+2
	Medical Emergency Temporary Detention Order	MT	2	▲	-	+2
	Petition	PT	0	▼	-100.0%	-1
Total			429	▲	8.3%	+33
GRAND TOTAL			7,471	▲	38.5%	+2,076

Dispositions by Major Case Category**

Category	Summary	Change	% Change	Absolute Change
Felony	157	▲	+106.6%	+81
Garnishment	223	▲	+71.5%	+93
General Civil	266	▼	+30.4%	+62
Infraction/Civil Violation	4,342	▲	+37.1%	+1,174
Involuntary Civil Commitments	24	▼	-45.5%	-20
Landlord /Tenant	55	▼	-24.7%	-18
Misdemeanor	1,709	▲	+51.4%	+580

* Compared to same time period as previous year

** Case Type Categories are defined in the 2017 Virginia Judicial Workload Assessment

CPSS - GCMS CASELOAD STATISTICS OF THE GENERAL DISTRICT COURTS
 January 2024 thru April 2024 Dispositions (Compared to January 2023 thru April 2023)

Other	662	▲	+23.7%	+127
Protective Orders	33	▲	-8.3%	-3
GRAND TOTAL	7,471	▲	38.5%	+2,076

* Compared to same time period as previous year
 5/15/2024 1:01:45PM

** Case Type Categories are defined in the 2017 Virginia Judicial Workload Assessment
 Source: SCV-SQL-Information

2024 Overall GRAND TOTAL		Distribution of Caseload			Change*		Percentage (%) of Caseload		
6,246	-1,274 -16.9%	Criminal	842	13%	4.7% ▲	+38	Criminal	2023 10.7%	2024 13.5%
2024		Traffic	4,436	71%	-24.4% ▼	-1,433	Traffic	78.0%	71.0%
2023		Civil	873	14%	16.4% ▲	+123	Civil	10.0%	14.0%
		Civil Commitments	95	2%	-2.1% ▼	-2	Civil Commitments	1.3%	1.5%
		GRAND TOTAL	6,246	100%	-16.9% ▼	-1,274	GRAND TOTAL	100%	100%

Dispositions by Division & Code

Division	Case Type Description	Code	Summary	Change	% Change	Absolute Change
Criminal	Misdemeanor	M	424	▲	+5.5%	+22
	Felony	F	279	▲	+14.3%	+35
	Capias	CA	89	▼	-16.8%	-18
	Show Cause	SC	39	▼	-7.1%	-3
	Civil Violation	CV	11	▲	+22.2%	+2
	Total			842	▲	4.7%
Traffic	Infraction	I	3,855	▼	-26.0%	-1,357
	Misdemeanor	M	548	▼	-13.4%	-85
	Felony	F	17	▲	+41.7%	+5
	Capias	CA	12	▲	+100.0%	+6
	Show Cause	SC	4	▲	+33.3%	+1
	Civil Violation	CV	0	▼	-100.0%	-3
	Total			4,436	▼	-24.4%
Civil	Warrant in Debt	WD	364	▲	+20.9%	+63
	Garnishment	GA	318	▲	+55.9%	+114
	Unlawful Detainer	UD	70	▼	-26.3%	-25
	Other	OT	48	▲	-17.2%	-10
	Protective Order	PO	20	▼	-23.1%	-6
	Preliminary Protective Order	PP	16	▼	-38.5%	-10
	Admin License	AL	10	▼	-28.6%	-4
	Impoundment	IM	10	▲	+233.3%	+7
	Abstract	AJ	5	▼	-16.7%	-1
	Detinue	DT	5	▼	-28.6%	-2
	Petition-Restore Arms	PR	2	▲	+100.0%	+1
	Bond Forfeiture	BF	1	▼	-80.0%	-4
	Capias	CA	1	▲	-	+1
	Interrogatory	IN	1	▼	-50.0%	-1
	Overweight	OC	1	↔	-	-
	Show Cause	SC	1	↔	-	-
Total			873	▲	16.4%	+123
Civil Commitments	Temporary Detention Order	TD	55	▲	+10.0%	+5
	Emergency Custody Order	EC	40	▼	-14.9%	-7
	Total		95	▼	-2.1%	-2
GRAND TOTAL			6,246	▼	-16.9%	-1,274

Dispositions by Major Case Category**

Category	Summary	Change	% Change	Absolute Change
Felony	296	▲	+15.6%	+40
Garnishment	319	▲	+54.9%	+113
General Civil	373	▲	+20.7%	+64
Infraction/Civil Violation	3,867	▼	-26.0%	-1,358
Landlord /Tenant	70	▼	-26.3%	-25
Misdemeanor	972	▼	-6.1%	-63
Other	313	▲	-8.5%	-29
Protective Orders	36	▼	-30.8%	-16
GRAND TOTAL	6,246	▼	-16.9%	-1,274

* Compared to same time period as previous year
 5/15/2024 1:01:45PM

** Case Type Categories are defined in the 2017 Virginia Judicial Workload Assessment
 Source: SCV-SQL-Information

2024 Overall GRAND TOTAL		Distribution of Caseload			Change*		Percentage (%) of Caseload		
2,021	+365 22.0%	Criminal	437	22%	22.8% ▲	+81	Criminal	2023 21.5%	2024 21.6%
2024	↑	Traffic	1,081	53%	38.6% ▲	+301	Traffic	47.1%	53.5%
2023		Civil	492	24%	0.0% ↔	0	Civil	29.7%	24.3%
		Civil Commitments	11	1%	-60.7% ▼	-17	Civil Commitments	1.7%	0.5%
		GRAND TOTAL	2,021	100%	22.0% ▲	+365	GRAND TOTAL	100%	100%

Dispositions by Division & Code

Division	Case Type Description	Code	Summary	Change	% Change	Absolute Change
Criminal	Misdemeanor	M	197	▲	+4.2%	+8
	Felony	F	97	▼	-3.0%	-3
	Show Cause	SC	72	▲	+380.0%	+57
	Capias	CA	56	▲	+30.2%	+13
	Civil Violation	CV	15	▲	+66.7%	+6
	Total			437	▲	22.8%
Traffic	Infraction	I	616	▼	-1.4%	-9
	Show Cause	SC	298	▲	+5,860.0%	+293
	Misdemeanor	M	130	▼	-3.0%	-4
	Capias	CA	35	▲	+150.0%	+21
	Civil Violation	CV	1	▲	-	+1
	Felony	F	1	▼	-50.0%	-1
Total			1,081	▲	38.6%	+301
Civil	Warrant in Debt	WD	291	▼	-2.7%	-8
	Garnishment	GA	104	▲	+5.1%	+5
	Other	OT	41	▼	+32.3%	+10
	Preliminary Protective Order	PP	23	▲	+21.1%	+4
	Bond Forfeiture	BF	7	▲	+40.0%	+2
	Protective Order	PO	7	▼	-50.0%	-7
	Unlawful Detainer	UD	6	▼	-40.0%	-4
	Abstract	AJ	4	▲	-	+4
	Admin License	AL	2	▼	-50.0%	-2
	Detinue	DT	2	▲	+100.0%	+1
	Motion for Judgment	MJ	2	▲	-	+2
	Impoundment	IM	1	▼	-75.0%	-3
	Overweight	OC	1	↔	-	-
	Show Cause	SC	1	▼	-80.0%	-4
Total			492		0.0%	0
Civil Commitments	Temporary Detention Order	TD	7	▼	-50.0%	-7
	Emergency Custody Order	EC	4	▼	-71.4%	-10
	Total			11	▼	-60.7%
GRAND TOTAL			2,021	▲	22.0%	+365

Dispositions by Major Case Category**

Category	Summary	Change	% Change	Absolute Change
Felony	98	▼	-3.9%	-4
Garnishment	104	▲	+5.1%	+5
General Civil	296	▲	-2.0%	-6
Infraction/Civil Violation	633	▲	-0.3%	-2
Landlord /Tenant	6	▼	-40.0%	-4
Misdemeanor	327	▲	+1.2%	+4
Other	527	▲	+246.7%	+375
Protective Orders	30	▼	-9.1%	-3
GRAND TOTAL	2,021	▲	22.0%	+365

2024 Overall GRAND TOTAL		Distribution of Caseload			Change*		Percentage (%) of Caseload		
721	-278 -27.8%	Criminal	249	35%	5.1% ▲	+12	Criminal	2023 23.7%	2024 34.5%
2024		Traffic	195	27%	-62.6% ▼	-327	Traffic	52.3%	27.0%
2023		Civil	224	31%	26.6% ▲	+47	Civil	17.7%	31.1%
		Civil Commitments	53	7%	-15.9% ▼	-10	Civil Commitments	6.3%	7.4%
		GRAND TOTAL	721	100%	-27.8% ▼	-278	GRAND TOTAL	100%	100%

Dispositions by Division & Code

Division	Case Type Description	Code	Summary	Change	% Change	Absolute Change
Criminal	Misdemeanor	M	118	▼	-5.6%	-7
	Felony	F	85	▲	+21.4%	+15
	Capias	CA	34	▲	+3.0%	+1
	Show Cause	SC	9	▲	+125.0%	+5
	Civil Violation	CV	2	▼	-50.0%	-2
	Restricted Operators License	RL	1	↔		-
	Total			249	▲	5.1%
Traffic	Infraction	I	146	▼	-66.7%	-292
	Misdemeanor	M	42	▼	-42.5%	-31
	Capias	CA	7	▼	-22.2%	-2
	Felony	F	0	▼	-100.0%	-1
	Show Cause	SC	0	▼	-100.0%	-1
	Total			195	▼	-62.6%
Civil	Warrant in Debt	WD	105	▲	+64.1%	+41
	Garnishment	GA	79	▲	+75.6%	+34
	Other	OT	13	▼	-23.5%	-4
	Impoundment	IM	9	▼	-18.2%	-2
	Unlawful Detainer	UD	7	▼	-30.0%	-3
	Detinue	DT	3	▲	+50.0%	+1
	Show Cause	SC	3	▼	-62.5%	-5
	Admin License	AL	2	▼	-33.3%	-1
	Protective Order	PO	2	▼	-83.3%	-10
	Preliminary Protective Order	PP	1	▼	-80.0%	-4
	Total			224	▲	26.6%
Civil Commitments	Mental Commitment	MC	32	▲	+10.3%	+3
	Temporary Detention Order	TD	12	▼	-42.9%	-9
	Emergency Custody Order	EC	7	▼	-41.7%	-5
	Other	OT	2	▲	+100.0%	+1
Total			53	▼	-15.9%	-10
GRAND TOTAL			721	▼	-27.8%	-278

Dispositions by Major Case Category**

Category	Summary	Change	% Change	Absolute Change
Felony	85	▼	+19.7%	+14
Garnishment	79	▲	+75.6%	+34
General Civil	111	▲	+58.6%	+41
Infraction/Civil Violation	148	▼	-66.5%	-294
Involuntary Civil Commitments	2	▲	+100.0%	+1
Landlord /Tenant	7	▼	-30.0%	-3
Misdemeanor	161	▼	-19.1%	-38
Other	125	▼	-13.2%	-19
Protective Orders	3	▼	-82.4%	-14
GRAND TOTAL	721	▼	-27.8%	-278

* Compared to same time period as previous year
 5/15/2024 1:01:45PM

** Case Type Categories are defined in the 2017 Virginia Judicial Workload Assessment
 Source: SCV-SQL-Information

2024 Overall GRAND TOTAL		Distribution of Caseload			Change*		Percentage (%) of Caseload				
2024	2,402	Criminal	583	24%	-10.9%	▼	-71	Criminal	27.5%	2023	2024
2023	+25 1.1%	Traffic	1,149	48%	-7.9%	▼	-99	Traffic	52.5%	2023	2024
	↑	Civil	549	23%	64.9%	▲	+216	Civil	14.0%	2023	2024
		Civil Commitments	121	5%	-14.8%	▼	-21	Civil Commitments	6.0%	2023	2024
		GRAND TOTAL	2,402	100%	1.1%	▲	+25	GRAND TOTAL	100%	100%	100%

Dispositions by Division & Code

Division	Case Type Description	Code	Summary	Change	% Change	Absolute Change
Criminal	Misdemeanor	M	200	▲	+21.2%	+35
	Felony	F	185	▼	-38.1%	-114
	Show Cause	SC	138	▲	+7.0%	+9
	Capias	CA	57	▲	+9.6%	+5
	Civil Violation	CV	3	▼	-66.7%	-6
	Total			583	▼	-10.9%
Traffic	Infraction	I	520	▼	-21.2%	-140
	Show Cause	SC	438	▲	+2.1%	+9
	Misdemeanor	M	144	▲	+20.0%	+24
	Capias	CA	39	▲	+39.3%	+11
	Felony	F	6	↔	-	-
	Restricted Operators License	RL	2	↔	-	-
	Civil Violation	CV	0	▼	-100.0%	-3
	Total			1,149	▼	-7.9%
Civil	Warrant in Debt	WD	307	▲	+93.1%	+148
	Garnishment	GA	134	▲	+69.6%	+55
	Other	OT	37	▲	+94.7%	+18
	Unlawful Detainer	UD	23	▲	+4.5%	+1
	Bond Forfeiture	BF	18	↔	-	-
	Preliminary Protective Order	PP	16	▲	+14.3%	+2
	Overweight	OC	4	▼	-20.0%	-1
	Admin License	AL	3	▲	-	+3
	Petition-Restore Arms	PR	2	▲	-	+2
	Abstract	AJ	1	▼	-75.0%	-3
	Detinue	DT	1	▼	-75.0%	-3
	Impoundment	IM	1	▼	-50.0%	-1
	Motion for Judgment	MJ	1	▲	-	+1
	Protective Order	PO	1	▼	-80.0%	-4
	Interrogatory	IN	0	▼	-100.0%	-1
	Show Cause	SC	0	▼	-100.0%	-1
Total			549	▲	64.9%	+216
Civil Commitments	Mental Commitment	MC	90	▼	-23.1%	-27
	Temporary Detention Order	TD	15	▲	+15.4%	+2
	Emergency Custody Order	EC	12	▲	+33.3%	+3
	Other	OT	4	▲	+33.3%	+1
Total			121	▼	-14.8%	-21
GRAND TOTAL			2,402	▲	1.1%	+25

Dispositions by Major Case Category**

Category	Summary	Change	% Change	Absolute Change
Felony	191	▼	-37.4%	-114
Garnishment	134	▼	+67.5%	+54
General Civil	317	▲	+94.5%	+154
Infraction/Civil Violation	527	▼	-22.2%	-150
Involuntary Civil Commitments	4	▲	+33.3%	+1
Landlord /Tenant	23	▲	+4.5%	+1
Misdemeanor	346	▲	+20.6%	+59

* Compared to same time period as previous year
 5/15/2024 1:01:45PM

** Case Type Categories are defined in the 2017 Virginia Judicial Workload Assessment
 Source: SCV-SQL-Information

CPSS - GCMS CASELOAD STATISTICS OF THE GENERAL DISTRICT COURTS
 January 2024 thru April 2024 Dispositions (Compared to January 2023 thru April 2023)

Other	843	▲	+2.7%	+22
Protective Orders	17	▼	-10.5%	-2
GRAND TOTAL	2,402	▲	1.1%	+25

* Compared to same time period as previous year
 5/15/2024 1:01:45PM

** Case Type Categories are defined in the 2017 Virginia Judicial Workload Assessment
 Source: SCV-SQL-Information

2024 Overall GRAND TOTAL		Distribution of Caseload			Change*		Percentage (%) of Caseload		
3,384	+76 2.3%	Criminal	1,115	33%	13.9% ▲	+136	Criminal	2023 29.6%	2024 32.9%
2024	↑	Traffic	1,454	43%	-7.5% ▼	-118	Traffic	47.5%	43.0%
2023		Civil	771	23%	10.0% ▲	+70	Civil	21.2%	22.8%
		Civil Commitments	44	1%	-21.4% ▼	-12	Civil Commitments	1.7%	1.3%
		GRAND TOTAL	3,384	100%	2.3% ▲	+76	GRAND TOTAL	100%	100%

Dispositions by Division & Code

Division	Case Type Description	Code	Summary	Change	% Change	Absolute Change
Criminal	Misdemeanor	M	682	▲	+22.0%	+123
	Felony	F	262	▲	+11.0%	+26
	Capias	CA	108	▼	-8.5%	-10
	Civil Violation	CV	46	▲	+12.2%	+5
	Show Cause	SC	16	▼	-36.0%	-9
	Restricted Operators License	RL	1	▲	-	+1
	Total			1,115	▲	13.9%
Traffic	Infraction	I	1,111	▼	-9.7%	-119
	Misdemeanor	M	307	↔	-	-
	Capias	CA	21	▼	-4.5%	-1
	Felony	F	12	▲	+200.0%	+8
	Show Cause	SC	2	▼	-75.0%	-6
	Restricted Operators License	RL	1	↔	-	-
	Total			1,454	▼	-7.5%
Civil	Warrant in Debt	WD	280	▲	+17.6%	+42
	Garnishment	GA	190	▲	+21.0%	+33
	Unlawful Detainer	UD	88	▲	+8.6%	+7
	Other	OT	71	▲	+7.6%	+5
	Detinue	DT	38	▼	-15.6%	-7
	Bond Forfeiture	BF	31	▼	-24.4%	-10
	Preliminary Protective Order	PP	30	▲	+57.9%	+11
	Protective Order	PO	20	▲	+185.7%	+13
	Impoundment	IM	10	▼	-50.0%	-10
	Admin License	AL	7	▼	-12.5%	-1
	Abstract	AJ	3	▼	-57.1%	-4
	Motion for Judgment	MJ	2	▲	+100.0%	+1
	Petition-Restore Arms	PR	1	↔	-	-
	Counter Claim	CC	0	▼	-100.0%	-2
	Interrogatory	IN	0	▼	-100.0%	-6
Show Cause	SC	0	▼	-100.0%	-2	
Total			771	▲	10.0%	+70
Civil Commitments	Temporary Detention Order	TD	28	▼	-31.7%	-13
	Emergency Custody Order	EC	15	▲	+15.4%	+2
	Mental Commitment	MC	1	▼	-50.0%	-1
Total			44	▼	-21.4%	-12
GRAND TOTAL			3,384	▲	2.3%	+76

Dispositions by Major Case Category**

Category	Summary	Change	% Change	Absolute Change
Felony	274	▲	+14.2%	+34
Garnishment	190	▼	+16.6%	+27
General Civil	326	▲	+12.4%	+36
Infraction/Civil Violation	1,157	▲	-9.0%	-114
Landlord /Tenant	88	▲	+8.6%	+7
Misdemeanor	991	▲	+14.3%	+124
Other	308	▼	-16.8%	-62
Protective Orders	50	▲	+92.3%	+24

* Compared to same time period as previous year
 5/15/2024 1:01:45PM

** Case Type Categories are defined in the 2017 Virginia Judicial Workload Assessment
 Source: SCV-SQL-Information

CPSS - GCMS CASELOAD STATISTICS OF THE GENERAL DISTRICT COURTS
January 2024 thru April 2024 Dispositions (Compared to January 2023 thru April 2023)

<i>GRAND TOTAL</i>	3,384	▲	2.3%	+76
---------------------------	--------------	---	------	-----

* Compared to same time period as previous year
5/15/2024 1:01:45PM

** Case Type Categories are defined in the 2017 Virginia Judicial Workload Assessment
Source: SCV-SQL-Information

2024 Overall GRAND TOTAL		Distribution of Caseload			Change*		Percentage (%) of Caseload					
2024	1,887	Criminal	363	19%	-28.5%	▼	-145	Criminal	2023	29.0%	2024	19.2%
2023	+135 7.7%	Traffic	1,168	62%	21.4%	▲	+206	Traffic	54.9%	61.9%		
	▲	Civil	341	18%	30.2%	▲	+79	Civil	15.0%	18.1%		
		Civil Commitments	15	1%	-25.0%	▼	-5	Civil Commitments	1.1%	0.8%		
		GRAND TOTAL	1,887	100%	7.7%	▲	+135	GRAND TOTAL	100%	100%		

Dispositions by Division & Code

Division	Case Type Description	Code	Summary	Change	% Change	Absolute Change
Criminal	Misdemeanor	M	192	▼	-21.0%	-51
	Felony	F	107	▼	-40.9%	-74
	Capias	CA	40	▼	-14.9%	-7
	Show Cause	SC	17	▼	-29.2%	-7
	Civil Violation	CV	6	▼	-53.8%	-7
	Restricted Operators License	RL	1	▲	-	+1
	Total			363	▼	-28.5%
Traffic	Infraction	I	954	▲	+23.1%	+179
	Misdemeanor	M	186	▲	+18.5%	+29
	Capias	CA	13	▼	-31.6%	-6
	Show Cause	SC	11	▲	+10.0%	+1
	Felony	F	4	▲	+300.0%	+3
Total			1,168	▲	21.4%	+206
Civil	Warrant in Debt	WD	109	▲	+4.8%	+5
	Garnishment	GA	102	▲	+78.9%	+45
	Other	OT	44	▲	+76.0%	+19
	Preliminary Protective Order	PP	26	▲	+188.9%	+17
	Unlawful Detainer	UD	23	▼	-25.8%	-8
	Protective Order	PO	21	▲	+110.0%	+11
	Detinue	DT	5	▲	+25.0%	+1
	Impoundment	IM	3	▲	+50.0%	+1
	Show Cause	SC	3	▼	-40.0%	-2
	Admin License	AL	2	▲	-	+2
	Interrogatory	IN	1	↔	-	-
	Overweight	OC	1	▼	-90.0%	-9
	Restricted Operators License	RL	1	▲	-	+1
	Abstract	AJ	0	▼	-100.0%	-1
	Capias	CA	0	▼	-100.0%	-1
	Motion for Judgment	MJ	0	▼	-100.0%	-2
Total			341	▲	30.2%	+79
Civil Commitments	Emergency Custody Order	EC	10	▼	-23.1%	-3
	Temporary Detention Order	TD	5	▼	-28.6%	-2
Total			15	▼	-25.0%	-5
GRAND TOTAL			1,887	▲	7.7%	+135

Dispositions by Major Case Category**

Category	Summary	Change	% Change	Absolute Change
Felony	111	▲	-39.0%	-71
Garnishment	103	▲	+77.6%	+45
General Civil	118	▼	+4.4%	+5
Infraction/Civil Violation	961	▼	+20.4%	+163
Landlord /Tenant	23	▼	-25.8%	-8
Misdemeanor	380	▲	-5.0%	-20
Other	144	▲	-4.6%	-7
Protective Orders	47	▲	+147.4%	+28
GRAND TOTAL	1,887	▲	7.7%	+135

* Compared to same time period as previous year
 5/15/2024 1:01:45PM

** Case Type Categories are defined in the 2017 Virginia Judicial Workload Assessment
 Source: SCV-SQL-Information

2024 Overall GRAND TOTAL		Distribution of Caseload			Change*		Percentage (%) of Caseload		
2,550	+39 1.6%	Criminal	437	17%	-12.1% ▼	-60	Criminal	2023 19.8%	2024 17.1%
2024	↑	Traffic	1,831	72%	1.0% ▲	+19	Traffic	72.2%	71.8%
2023		Civil	269	11%	38.7% ▲	+75	Civil	7.7%	10.5%
		Civil Commitments	13	1%	62.5% ▲	+5	Civil Commitments	0.3%	0.5%
		GRAND TOTAL	2,550	100%	1.6% ▲	+39	GRAND TOTAL	100%	100%

Dispositions by Division & Code

Division	Case Type Description	Code	Summary	Change	% Change	Absolute Change
Criminal	Misdemeanor	M	237	▼	-4.4%	-11
	Felony	F	120	▼	-24.5%	-39
	Capias	CA	43	▼	-17.3%	-9
	Show Cause	SC	22	▼	-24.1%	-7
	Civil Violation	CV	15	▲	+66.7%	+6
	Total			437	▼	-12.1%
Traffic	Infraction	I	1,461	▲	+1.8%	+26
	Misdemeanor	M	343	▲	+0.6%	+2
	Show Cause	SC	10	↔		-
	Capias	CA	9	▼	-47.1%	-8
	Felony	F	7	▲	+16.7%	+1
	Civil Violation	CV	1	▼	-66.7%	-2
	Total			1,831	▲	1.0%
Civil	Garnishment	GA	107	▲	+84.5%	+49
	Warrant in Debt	WD	106	▲	+43.2%	+32
	Unlawful Detainer	UD	15	▼	-6.3%	-1
	Other	OT	13	▼	-35.0%	-7
	Preliminary Protective Order	PP	11	▲	+22.2%	+2
	Detinue	DT	5	▲	-	+5
	Admin License	AL	4	▲	+33.3%	+1
	Protective Order	PO	4	▼	-42.9%	-3
	Restricted Operators License	RL	2	↔		-
	Abstract	AJ	1	▲	-	+1
	Overweight	OC	1	▲	-	+1
	Impoundment	IM	0	▼	-100.0%	-2
	Interrogatory	IN	0	▼	-100.0%	-1
	Show Cause	SC	0	▼	-100.0%	-2
	Total			269	▲	38.7%
Civil Commitments	Emergency Custody Order	EC	9	▲	+80.0%	+4
	Temporary Detention Order	TD	4	▲	+33.3%	+1
	Total			13	▲	62.5%
GRAND TOTAL			2,550	▲	1.6%	+39

Dispositions by Major Case Category**

Category	Summary	Change	% Change	Absolute Change
Felony	127	▼	-23.0%	-38
Garnishment	107	▼	+81.4%	+48
General Civil	112	▲	+45.5%	+35
Infraction/Civil Violation	1,478	▲	+2.1%	+31
Landlord /Tenant	15	▼	-6.3%	-1
Misdemeanor	582	▼	-1.5%	-9
Other	114	▲	-18.6%	-26
Protective Orders	15	▼	-6.3%	-1
GRAND TOTAL	2,550	▲	1.6%	+39

2024 Overall GRAND TOTAL		Distribution of Caseload			Change*		Percentage (%) of Caseload		
3,944	+163 4.3%	Criminal	1,051	27%	7.8% ▲	+76	Criminal	2023 25.8%	2024 26.6%
2024		Traffic	2,010	51%	2.3% ▲	+46	Traffic	51.9%	51.0%
2023		Civil	845	21%	6.0% ▲	+48	Civil	21.1%	21.4%
		Civil Commitments	38	1%	-15.6% ▼	-7	Civil Commitments	1.2%	1.0%
		GRAND TOTAL	3,944	100%	4.3% ▲	+163	GRAND TOTAL	100%	100%

Dispositions by Division & Code

Division	Case Type Description	Code	Summary	Change	% Change	Absolute Change
Criminal	Misdemeanor	M	664	▲	+11.2%	+67
	Felony	F	158	▼	-10.2%	-18
	Capias	CA	128	▼	-4.5%	-6
	Show Cause	SC	86	▲	+75.5%	+37
	Civil Violation	CV	15	▼	-21.1%	-4
	Total			1,051	▲	7.8%
Traffic	Infraction	I	1,420	▲	+2.7%	+37
	Misdemeanor	M	514	▼	-0.4%	-2
	Show Cause	SC	37	▲	+32.1%	+9
	Capias	CA	32	▲	+14.3%	+4
	Felony	F	6	▼	-25.0%	-2
	Civil Violation	CV	1	↔	-	-
	Total			2,010	▲	2.3%
Civil	Warrant in Debt	WD	287	▲	+21.1%	+50
	Garnishment	GA	264	▲	+17.3%	+39
	Other	OT	104	▼	-5.5%	-6
	Unlawful Detainer	UD	85	▼	-19.8%	-21
	Preliminary Protective Order	PP	41	▲	+51.9%	+14
	Protective Order	PO	22	▲	+266.7%	+16
	Admin License	AL	8	▲	+60.0%	+3
	Detinue	DT	8	▼	-20.0%	-2
	Bond Forfeiture	BF	6	▼	-57.1%	-8
	Impoundment	IM	6	▼	-45.5%	-5
	Show Cause	SC	6	▼	-66.7%	-12
	Interrogatory	IN	3	▲	-	+3
	Restricted Operators License	RL	2	▼	-33.3%	-1
	Motion for Judgment	MJ	1	▼	-80.0%	-4
	Overweight	OC	1	▼	-80.0%	-4
	Tenants Assertion	TA	1	▲	-	+1
	Capias	CA	0	▼	-100.0%	-13
	Petition-Restore Arms	PR	0	▼	-100.0%	-2
Total			845	▲	6.0%	+48
Civil Commitments	Emergency Custody Order	EC	21	▲	+16.7%	+3
	Temporary Detention Order	TD	16	▲	+6.7%	+1
	Other	OT	1	▲	-	+1
	Mental Commitment	MC	0	▼	-100.0%	-11
	Petition	PT	0	▼	-100.0%	-1
Total			38	▼	-15.6%	-7
GRAND TOTAL			3,944	▲	4.3%	+163

Dispositions by Major Case Category**

Category	Summary	Change	% Change	Absolute Change
Felony	164	▼	-10.9%	-20
Garnishment	267	▲	+18.7%	+42
General Civil	315	▼	+9.8%	+28
Infraction/Civil Violation	1,437	▼	+2.1%	+29
Involuntary Civil Commitments	1	▲	-	0
Landlord /Tenant	86	▲	-18.9%	-20

* Compared to same time period as previous year
 5/15/2024 1:01:45PM

** Case Type Categories are defined in the 2017 Virginia Judicial Workload Assessment
 Source: SCV-SQL-Information

CPSS - GCMS CASELOAD STATISTICS OF THE GENERAL DISTRICT COURTS
 January 2024 thru April 2024 Dispositions (Compared to January 2023 thru April 2023)

Misdemeanor	1,180	▼	+5.7%	+64
Other	431	▼	+2.4%	+10
Protective Orders	63	▲	+90.9%	+30
GRAND TOTAL	3,944	▲	4.3%	+163

* Compared to same time period as previous year
 5/15/2024 1:01:45PM

** Case Type Categories are defined in the 2017 Virginia Judicial Workload Assessment
 Source: SCV-SQL-Information

2024 Overall GRAND TOTAL		Distribution of Caseload			Change*		Percentage (%) of Caseload		
41,228	+6,690 19.4%	Criminal	7,359	18%	37.3% ▲	+2,000	Criminal	2023 15.5%	2024 17.8%
2024		Traffic	24,301	59%	20.5% ▲	+4,140	Traffic	58.4%	58.9%
2023		Civil	9,237	22%	6.2% ▲	+542	Civil	25.2%	22.4%
		Civil Commitments	331	1%	2.5% ▲	+8	Civil Commitments	0.9%	0.8%
		GRAND TOTAL	41,228	100%	19.4% ▲	+6,690	GRAND TOTAL	100%	100%

Dispositions by Division & Code

Division	Case Type Description	Code	Summary	Change	% Change	Absolute Change
Criminal	Misdemeanor	M	3,521	▲	+24.2%	+687
	Felony	F	1,786	▲	+33.0%	+443
	Capias	CA	1,538	▲	+102.1%	+777
	Show Cause	SC	309	▲	+14.0%	+38
	Civil Violation	CV	205	▲	+36.7%	+55
	Total			7,359	▲	37.3%
Traffic	Infraction	I	19,842	▲	+21.4%	+3,495
	Misdemeanor	M	4,190	▲	+16.9%	+607
	Capias	CA	96	▲	+100.0%	+48
	Felony	F	68	▼	-17.1%	-14
	Civil Violation	CV	62	▲	+55.0%	+22
	Show Cause	SC	18	▼	-21.7%	-5
	Other	O	14	▼	-56.3%	-18
	Restricted Operators License	RL	11	▲	+83.3%	+5
	Total			24,301	▲	20.5%
Civil	Warrant in Debt	WD	3,760	▲	+17.3%	+554
	Garnishment	GA	2,164	▼	-10.7%	-258
	Unlawful Detainer	UD	1,807	▲	+13.3%	+212
	Admin License	AL	300	▼	-1.3%	-4
	Zoning Violation	ZO	208	▼	-16.8%	-42
	Other	OT	206	▲	+19.8%	+34
	Preliminary Protective Order	PP	161	▲	+25.8%	+33
	Show Cause	SC	141	▼	-7.8%	-12
	Protective Order	PO	136	▲	+10.6%	+13
	Abstract	AJ	104	▲	+14.3%	+13
	Interrogatory	IN	101	▼	-9.8%	-11
	Impoundment	IM	59	▲	+11.3%	+6
	Counter Claim	CC	20	▲	+122.2%	+11
	Tenants Assertion	TA	16	▲	+45.5%	+5
	Overweight	OC	15	▲	+50.0%	+5
	Detinue	DT	11	▼	-63.3%	-19
	Capias	CA	8	▼	-20.0%	-2
	Motion for Judgment	MJ	8	↔		-
	Bond Forfeiture	BF	3	▼	-25.0%	-1
	Motor Carrier	MC	3	▲	-	+3
	Third Party Claim	TH	3	▲	+50.0%	+1
Petition-Restore Arms	PR	2	▲	-	+2	
Restricted Operators License	RL	1	▼	-50.0%	-1	
Total			9,237	▲	6.2%	+542
Civil Commitments	Temporary Detention Order	TD	151	▲	+1.3%	+2
	Mental Commitment	MC	133	▲	+22.0%	+24
	Emergency Custody Order	EC	37	▼	-31.5%	-17
	Petition	PT	8	▲	+700.0%	+7
	Medical Emergency Custody Order	ME	1	▼	-80.0%	-4
	Medical Emergency Temporary Detention Order	MT	1	▼	-66.7%	-2
	Other	OT	0	▼	-100.0%	-2
Total			331	▲	2.5%	+8
GRAND TOTAL			41,228	▲	19.4%	+6,690

* Compared to same time period as previous year
 5/15/2024 1:01:45PM

** Case Type Categories are defined in the 2017 Virginia Judicial Workload Assessment
 Source: SCV-SQL-Information

Dispositions by Major Case Category**

Category	Summary	Change	% Change	Absolute Change
Felony	1,854	▲	+30.1%	+429
Garnishment	2,265	▼	-10.6%	-269
General Civil	3,895	▲	+16.3%	+547
Infraction/Civil Violation	20,141	▲	+21.5%	+3,562
Involuntary Civil Commitments	8	▲	+166.7%	+5
Landlord /Tenant	1,823	▲	+13.5%	+217
Misdemeanor	7,931	▲	+18.8%	+1,256
Other	3,014	▲	+42.4%	+897
Protective Orders	297	▲	+18.3%	+46
GRAND TOTAL	41,228	▲	19.4%	+6,690

* Compared to same time period as previous year
 5/15/2024 1:01:45PM

** Case Type Categories are defined in the 2017 Virginia Judicial Workload Assessment
 Source: SCV-SQL-Information

2024 Overall GRAND TOTAL		Distribution of Caseload			Change*		Percentage (%) of Caseload																																																									
2024	4,912	<table border="1"> <tr><td>Criminal</td><td>377</td><td>8%</td></tr> <tr><td>Traffic</td><td>3,540</td><td>72%</td></tr> <tr><td>Civil</td><td>961</td><td>20%</td></tr> <tr><td>Civil Commitments</td><td>34</td><td>1%</td></tr> <tr><td>GRAND TOTAL</td><td>4,912</td><td>100%</td></tr> </table>	Criminal	377	8%	Traffic	3,540	72%	Civil	961	20%	Civil Commitments	34	1%	GRAND TOTAL	4,912	100%	<table border="1"> <tr><td>Criminal</td><td>0.5%</td><td>▲</td><td>+2</td></tr> <tr><td>Traffic</td><td>41.9%</td><td>▲</td><td>+1,046</td></tr> <tr><td>Civil</td><td>-4.8%</td><td>▼</td><td>-48</td></tr> <tr><td>Civil Commitments</td><td>41.7%</td><td>▲</td><td>+10</td></tr> <tr><td>GRAND TOTAL</td><td>25.9%</td><td>▲</td><td>+1,010</td></tr> </table>	Criminal	0.5%	▲	+2	Traffic	41.9%	▲	+1,046	Civil	-4.8%	▼	-48	Civil Commitments	41.7%	▲	+10	GRAND TOTAL	25.9%	▲	+1,010	<table border="1"> <tr><td>Criminal</td><td>9.6%</td><td>2023</td><td>7.7%</td><td>2024</td></tr> <tr><td>Traffic</td><td>63.9%</td><td>2023</td><td>72.1%</td><td>2024</td></tr> <tr><td>Civil</td><td>25.9%</td><td>2023</td><td>19.6%</td><td>2024</td></tr> <tr><td>Civil Commitments</td><td>0.6%</td><td>2023</td><td>0.7%</td><td>2024</td></tr> <tr><td>GRAND TOTAL</td><td>100%</td><td>2023</td><td>100%</td><td>2024</td></tr> </table>	Criminal	9.6%	2023	7.7%	2024	Traffic	63.9%	2023	72.1%	2024	Civil	25.9%	2023	19.6%	2024	Civil Commitments	0.6%	2023	0.7%	2024	GRAND TOTAL	100%	2023	100%	2024
Criminal	377		8%																																																													
Traffic	3,540		72%																																																													
Civil	961		20%																																																													
Civil Commitments	34		1%																																																													
GRAND TOTAL	4,912	100%																																																														
Criminal	0.5%	▲	+2																																																													
Traffic	41.9%	▲	+1,046																																																													
Civil	-4.8%	▼	-48																																																													
Civil Commitments	41.7%	▲	+10																																																													
GRAND TOTAL	25.9%	▲	+1,010																																																													
Criminal	9.6%	2023	7.7%	2024																																																												
Traffic	63.9%	2023	72.1%	2024																																																												
Civil	25.9%	2023	19.6%	2024																																																												
Civil Commitments	0.6%	2023	0.7%	2024																																																												
GRAND TOTAL	100%	2023	100%	2024																																																												
2023	+1,010 25.9%																																																															

Dispositions by Division & Code

Division	Case Type Description	Code	Summary	Change	% Change	Absolute Change
Criminal	Misdemeanor	M	259	▲	+28.2%	+57
	Felony	F	58	▼	-52.1%	-63
	Show Cause	SC	28	▲	+12.0%	+3
	Capias	CA	22	▲	+29.4%	+5
	Civil Violation	CV	10	↔		-
	Total			377	▲	0.5%
Traffic	Infraction	I	2,687	▲	+37.9%	+739
	Misdemeanor	M	821	▲	+60.0%	+308
	Capias	CA	15	▼	-6.3%	-1
	Felony	F	9	▲	+12.5%	+1
	Show Cause	SC	8	↔		-
	Civil Violation	CV	0	▼	-100.0%	-1
	Total			3,540	▲	41.9%
Civil	Warrant in Debt	WD	396	▼	-5.5%	-23
	Garnishment	GA	378	▲	+9.6%	+33
	Unlawful Detainer	UD	78	▲	+6.8%	+5
	Detinue	DT	25	▼	-34.2%	-13
	Other	OT	25	▼	-35.9%	-14
	Preliminary Protective Order	PP	17	▼	-15.0%	-3
	Protective Order	PO	17	▼	-29.2%	-7
	Abstract	AJ	7	▼	-41.7%	-5
	Admin License	AL	6	↔		-
	Impoundment	IM	6	▲	+200.0%	+4
	Counter Claim	CC	2	▲	+100.0%	+1
	Motion for Judgment	MJ	1	▲	-	+1
	Overweight	OC	1	▼	-96.0%	-24
	Tenants Assertion	TA	1	▼	-50.0%	-1
	Third Party Claim	TH	1	▲	-	+1
	Interrogatory	IN	0	▼	-100.0%	-2
	Show Cause	SC	0	▼	-100.0%	-1
Total			961	▼	-4.8%	-48
Civil Commitments	Temporary Detention Order	TD	25	▲	+19.0%	+4
	Emergency Custody Order	EC	8	▲	+300.0%	+6
	Mental Commitment	MC	1	↔		-
Total			34	▲	41.7%	+10
GRAND TOTAL			4,912	▲	25.9%	+1,010

Dispositions by Major Case Category**

Category	Summary	Change	% Change	Absolute Change
Felony	67	▼	-48.1%	-62
Garnishment	378	▼	+8.9%	+31
General Civil	426	▲	-7.4%	-34
Infraction/Civil Violation	2,698	▼	+36.0%	+714
Landlord /Tenant	79	▼	+5.3%	+4
Misdemeanor	1,080	▲	+51.0%	+365
Other	150	▲	+1.4%	+2
Protective Orders	34	▼	-22.7%	-10

* Compared to same time period as previous year
 5/15/2024 1:01:45PM

** Case Type Categories are defined in the 2017 Virginia Judicial Workload Assessment
 Source: SCV-SQL-Information

CPSS - GCMS CASELOAD STATISTICS OF THE GENERAL DISTRICT COURTS
January 2024 thru April 2024 Dispositions (Compared to January 2023 thru April 2023)

<i>GRAND TOTAL</i>	4,912	▲	25.9%	+1,010
---------------------------	--------------	---	-------	--------

* Compared to same time period as previous year
5/15/2024 1:01:45PM

** Case Type Categories are defined in the 2017 Virginia Judicial Workload Assessment
Source: SCV-SQL-Information

2024 Overall GRAND TOTAL		Distribution of Caseload			Change*		Percentage (%) of Caseload		
9,634	+2,083 27.6%	Criminal	238	2%	13.3% ▲	+28	Criminal	2023 2.8%	2024 2.5%
2024		Traffic	9,089	94%	29.3% ▲	+2,062	Traffic	93.1%	94.3%
2023		Civil	304	3%	1.0% ▲	+3	Civil	4.0%	3.2%
		Civil Commitments	3	0%	-76.9% ▼	-10	Civil Commitments	0.2%	0.0%
		GRAND TOTAL	9,634	100%	27.6% ▲	+2,083	GRAND TOTAL	100%	100%

Dispositions by Division & Code

Division	Case Type Description	Code	Summary	Change	% Change	Absolute Change
Criminal	Misdemeanor	M	143	▲	+21.2%	+25
	Felony	F	70	▲	+11.1%	+7
	Show Cause	SC	13	▼	-7.1%	-1
	Capias	CA	7	▼	-41.7%	-5
	Civil Violation	CV	5	▲	+66.7%	+2
	Total			238	▲	13.3%
Traffic	Infraction	I	7,557	▲	+28.4%	+1,672
	Misdemeanor	M	1,464	▲	+32.2%	+357
	Capias	CA	46	▲	+53.3%	+16
	Show Cause	SC	15	▲	+1,400.0%	+14
	Felony	F	7	▲	+75.0%	+3
	Total			9,089	▲	29.3%
Civil	Warrant in Debt	WD	113	▲	+7.6%	+8
	Garnishment	GA	103	▼	-8.0%	-9
	Unlawful Detainer	UD	36	▲	+38.5%	+10
	Other	OT	21	▼	-16.0%	-4
	Preliminary Protective Order	PP	8	▲	+166.7%	+5
	Admin License	AL	6	↔		-
	Detinue	DT	6	▲	+20.0%	+1
	Protective Order	PO	5	▲	+150.0%	+3
	Abstract	AJ	3	▼	-57.1%	-4
	Impoundment	IM	3	▼	-40.0%	-2
	Interrogatory	IN	0	▼	-100.0%	-4
	Show Cause	SC	0	▼	-100.0%	-1
	Total			304	▲	1.0%
Civil Commitments	Temporary Detention Order	TD	2	▼	-77.8%	-7
	Emergency Custody Order	EC	1	▼	-75.0%	-3
	Total		3	▼	-76.9%	-10
GRAND TOTAL			9,634	▲	27.6%	+2,083

Dispositions by Major Case Category**

Category	Summary	Change	% Change	Absolute Change	
Felony	77	▲	+14.9%	+10	
Garnishment	103	▼	-11.2%	-13	
General Civil	121	▲	+8.0%	+9	
Infraction/Civil Violation	7,562	▲	+28.4%	+1,674	
Landlord /Tenant	36	▲	+38.5%	+10	
Misdemeanor	1,607	▲	+31.2%	+382	
Other	115	▲	+2.7%	+3	
Protective Orders	13	▲	+160.0%	+8	
GRAND TOTAL		9,634	▲	27.6%	+2,083

* Compared to same time period as previous year
 5/15/2024 1:01:45PM

** Case Type Categories are defined in the 2017 Virginia Judicial Workload Assessment
 Source: SCV-SQL-Information