

2024 Overall GRAND TOTAL		Distribution of Caseload			Change*		Percentage (%) of Caseload		
<b>388,545</b> +38,144 10.9% 		<b>Criminal</b>	54,191	14%	10.6% ▲	+5,201	<b>Criminal</b>	2023	2024
		<b>Traffic</b>	221,126	57%	14.0% ▲	+27,160	<b>Traffic</b>	14.0%	13.9%
		<b>Civil</b>	105,301	27%	5.5% ▲	+5,486	<b>Civil</b>	55.4%	56.9%
		<b>Civil Commitments</b>	7,927	2%	3.9% ▲	+297	<b>Civil Commitments</b>	28.5%	27.1%
		<b>GRAND TOTAL</b>	<b>388,545</b>	100%	10.9% ▲	+38,144	<b>GRAND TOTAL</b>	2.2%	2.0%
							<b>GRAND TOTAL</b>	100%	100%

**Dispositions by Division & Code**

Division	Case Type Description	Code	Summary	Change	% Change	Absolute Change
<b>Criminal</b>	Misdemeanor	M	30,653	▲	+12.4%	+3,377
	Felony	F	14,231	▲	+2.8%	+394
	Capias	CA	5,645	▲	+28.7%	+1,259
	Show Cause	SC	2,437	▲	+1.6%	+39
	Civil Violation	CV	1,180	▲	+13.2%	+138
	Motion	MO	29	▼	-6.5%	-2
	Restricted Operators License	RL	16	▼	-20.0%	-4
	<b>Total</b>			<b>54,191</b>	<b>▲</b>	<b>10.6%</b>
<b>Traffic</b>	Infraction	I	172,182	▲	+15.0%	+22,484
	Misdemeanor	M	43,088	▲	+11.1%	+4,305
	Capias	CA	2,176	▲	+15.7%	+296
	Show Cause	SC	1,266	▲	+1.3%	+16
	Civil Violation	CV	845	▲	+55.9%	+303
	Other	O	702	▼	-26.7%	-256
	Felony	F	694	▲	+5.6%	+37
	Restricted Operators License	RL	98	▼	-11.7%	-13
	Motion	MO	75	▼	-13.8%	-12
<b>Total</b>			<b>221,126</b>	<b>▲</b>	<b>14.0%</b>	<b>+27,160</b>
<b>Civil</b>	Warrant in Debt	WD	35,886	▲	+17.0%	+5,210
	Garnishment	GA	28,349	▼	-2.0%	-586
	Unlawful Detainer	UD	25,489	▲	+5.9%	+1,423
	Other	OT	2,833	▼	-5.1%	-153
	Preliminary Protective Order	PP	1,968	▲	+6.1%	+113
	Admin License	AL	1,955	▼	-0.2%	-4
	Protective Order	PO	1,452	▲	+11.4%	+149
	Detinue	DT	1,284	▼	-14.5%	-218
	Show Cause	SC	1,169	▼	-11.6%	-153
	Motion for Judgment	MJ	1,080	▲	+8.4%	+84
	Interrogatory	IN	969	▲	+2.5%	+24
	Abstract	AJ	778	▼	-28.4%	-308
	Bond Forfeiture	BF	668	▼	-1.2%	-8
	Impoundment	IM	653	▲	+12.2%	+71
	Zoning Violation	ZO	279	▼	-29.5%	-117
	Tenants Assertion	TA	156	▼	-10.3%	-18
	Counter Claim	CC	109	▼	-0.9%	-1
	Overweight	OC	98	▲	+14.0%	+12
	Capias	CA	44	▼	-37.1%	-26
	Petition-Restore Arms	PR	37	▼	-31.5%	-17
	Motor Carrier	MC	11	▼	-15.4%	-2
	Restricted Operators License	RL	8	▲	+33.3%	+2
	Third Party Claim	TH	7	▲	+75.0%	+3
	Interrogatory-Not	IC	6	▼	-25.0%	-2
	Detinue Seizure	DZ	5	▲	-	+5
	Cross Claim	CR	4	▲	+100.0%	+2
	Distress Seizure	DS	1	↔	-	-
	Emergency Substantial Risk Order	SR	1	▲	-	+1
	Mechanic's Lien	ML	1	▼	-50.0%	-1
	Petition to Require Blood Test	BT	1	▲	-	+1
<b>Total</b>			<b>105,301</b>	<b>▲</b>	<b>5.5%</b>	<b>+5,486</b>
<b>Civil Commitments</b>	Mental Commitment	MC	3,505	▲	+7.4%	+241
	Temporary Detention Order	TD	2,507	▲	+1.7%	+42
	Emergency Custody Order	EC	1,070	▼	-12.4%	-152

\* Compared to same time period as previous year  
 3/11/2024 12:13:57PM

\*\* Case Type Categories are defined in the 2017 Virginia Judicial Workload Assessment  
 Source: SCV-SQL-Information

			Summary	Change	% Change	Absolute Change
<b>Civil Commitments</b>	Other	OT	715	▲	+23.1%	+134
	Medical Emergency Temporary Detention Order	MT	71	▲	+31.5%	+17
	Petition	PT	59	▲	+59.5%	+22
	Medical Emergency Custody Order	ME	0	▼	-100.0%	-7
	Total		<b>7,927</b>	▲	<b>3.9%</b>	<b>+297</b>
<b>GRAND TOTAL</b>			<b>388,545</b>	▲	10.9%	+38,144

**Dispositions by Major Case Category\*\***

Category	Summary	Change	% Change	Absolute Change
Felony	14,925	▲	+3.0%	+431
Garnishment	29,318	▲	-1.9%	-562
General Civil	38,813	▲	+15.0%	+5,057
Infraction/Civil Violation	175,018	▲	+14.9%	+22,679
Involuntary Civil Commitments	774	▲	+25.2%	+156
Landlord /Tenant	25,645	▼	+5.8%	+1,405
Misdemeanor	74,142	▼	+11.3%	+7,550
New to Workload Study	1	▲	-	+1
Other	26,489	▲	+4.6%	+1,165
Protective Orders	3,420	▲	+8.3%	+262
<b>GRAND TOTAL</b>	<b>388,545</b>	▲	10.9%	+38,144

\* Compared to same time period as previous year  
 3/11/2024 12:13:57PM

\*\* Case Type Categories are defined in the 2017 Virginia Judicial Workload Assessment  
 Source: SCV-SQL-Information

2024 Overall GRAND TOTAL		Distribution of Caseload			Change*		Percentage (%) of Caseload		
<b>8,454</b>	+1,174 16.1%	<b>Criminal</b>	1,092	13%	13.3% ▲	+128	<b>Criminal</b>	2023 13.2%	2024 12.9%
2024	↑	<b>Traffic</b>	2,918	35%	57.2% ▲	+1,062	<b>Traffic</b>	25.5%	34.5%
2023		<b>Civil</b>	4,301	51%	0.5% ▲	+23	<b>Civil</b>	58.8%	50.9%
		<b>Civil Commitments</b>	143	2%	-21.4% ▼	-39	<b>Civil Commitments</b>	2.5%	1.7%
		<b>GRAND TOTAL</b>	<b>8,454</b>	100%	16.1% ▲	+1,174	<b>GRAND TOTAL</b>	100%	100%

**Dispositions by Division & Code**

Division	Case Type Description	Code	Summary	Change	% Change	Absolute Change
<b>Criminal</b>	Misdemeanor	M	548	▲	+13.7%	+66
	Felony	F	401	▲	+5.2%	+20
	Capias	CA	111	▲	+65.7%	+44
	Show Cause	SC	27	▼	-6.9%	-2
	Civil Violation	CV	5	↔		-
	<b>Total</b>		<b>1,092</b>	<b>▲</b>	<b>13.3%</b>	<b>+128</b>
<b>Traffic</b>	Infraction	I	1,593	▲	+76.2%	+689
	Misdemeanor	M	819	▲	+38.8%	+229
	Civil Violation	CV	299	▲	+32.3%	+73
	Capias	CA	106	▲	+60.6%	+40
	Felony	F	43	▲	+19.4%	+7
	Other	O	34	▲	+277.8%	+25
	Show Cause	SC	24	↔		-
	Restricted Operators License	RL	0	▼	-100.0%	-1
	<b>Total</b>		<b>2,918</b>	<b>▲</b>	<b>57.2%</b>	<b>+1,062</b>
<b>Civil</b>	Garnishment	GA	1,566	▲	+1.6%	+25
	Warrant in Debt	WD	1,373	▲	+10.8%	+134
	Unlawful Detainer	UD	802	▼	-5.9%	-50
	Zoning Violation	ZO	88	▼	-42.9%	-66
	Preliminary Protective Order	PP	78	▲	+59.2%	+29
	Protective Order	PO	65	▲	+4.8%	+3
	Other	OT	63	▲	-20.3%	-16
	Show Cause	SC	60	▼	-9.1%	-6
	Admin License	AL	54	▼	-11.5%	-7
	Detinue	DT	35	▼	-14.6%	-6
	Motion for Judgment	MJ	27	↔		-
	Abstract	AJ	23	▲	+27.8%	+5
	Interrogatory	IN	21	▼	-27.6%	-8
	Bond Forfeiture	BF	17	▼	-46.9%	-15
	Impoundment	IM	13	▼	-13.3%	-2
	Tenants Assertion	TA	8	▲	+300.0%	+6
	Overweight	OC	3	▼	-57.1%	-4
	Counter Claim	CC	2	▲	+100.0%	+1
	Capias	CA	1	▼	-66.7%	-2
	Petition-Restore Arms	PR	1	▲	-	+1
Third Party Claim	TH	1	▲	-	+1	
	<b>Total</b>		<b>4,301</b>	<b>▲</b>	<b>0.5%</b>	<b>+23</b>
<b>Civil Commitments</b>	Temporary Detention Order	TD	52	▼	-10.3%	-6
	Emergency Custody Order	EC	50	▼	-23.1%	-15
	Mental Commitment	MC	39	▼	-30.4%	-17
	Medical Emergency Temporary Detention Order	MT	1	▲	-	+1
	Other	OT	1	▼	-50.0%	-1
Medical Emergency Custody Order	ME	0	▼	-100.0%	-1	
	<b>Total</b>		<b>143</b>	<b>▼</b>	<b>-21.4%</b>	<b>-39</b>
	<b>GRAND TOTAL</b>		<b>8,454</b>	<b>▲</b>	<b>16.1%</b>	<b>+1,174</b>

\* Compared to same time period as previous year  
 3/11/2024 12:13:57PM



\*\* Case Type Categories are defined in the 2017 Virginia Judicial Workload Assessment  
 Source: SCV-SQL-Information

**Dispositions by Major Case Category\*\***

Category	Summary	Change	% Change	Absolute Change
Felony	444	▲	+6.5%	+27
Garnishment	1,587	▼	+1.1%	+17
General Civil	1,442	▲	+10.0%	+131
Infraction/Civil Violation	1,934	▲	+68.0%	+783
Involuntary Civil Commitments	1	▼	-50.0%	-1
Landlord /Tenant	810	▲	-5.2%	-44
Misdemeanor	1,455	▼	+18.6%	+228
Other	638	▲	+0.2%	+1
Protective Orders	143	▲	+28.8%	+32
<b>GRAND TOTAL</b>	<b>8,454</b>	▲	16.1%	+1,174

\* Compared to same time period as previous year  
 3/11/2024 12:13:57PM

\*\* Case Type Categories are defined in the 2017 Virginia Judicial Workload Assessment  
 Source: SCV-SQL-Information

2024 Overall GRAND TOTAL		Distribution of Caseload			Change*		Percentage (%) of Caseload		
<b>21,663</b>	+2,285 11.8%	<b>Criminal</b>	2,721	13%	6.8% ▲	+174	<b>Criminal</b>	2023 13.1%	2024 12.6%
2024 	↑	<b>Traffic</b>	8,749	40%	19.9% ▲	+1,450	<b>Traffic</b>	37.7%	40.4%
2023 		<b>Civil</b>	9,893	46%	7.5% ▲	+693	<b>Civil</b>	47.5%	45.7%
		<b>Civil Commitments</b>	300	1%	-9.6% ▼	-32	<b>Civil Commitments</b>	1.7%	1.4%
		<b>GRAND TOTAL</b>	<b>21,663</b>	100%	11.8% ▲	+2,285	<b>GRAND TOTAL</b>	100%	100%

**Dispositions by Division & Code**

Division	Case Type Description	Code	Summary	Change	% Change	Absolute Change
<b>Criminal</b>	Misdemeanor	M	1,651	▲	+6.8%	+105
	Felony	F	739	▼	-7.9%	-63
	Capias	CA	173	▲	+57.3%	+63
	Civil Violation	CV	112	▲	+128.6%	+63
	Show Cause	SC	46	▲	+15.0%	+6
	<b>Total</b>			<b>2,721</b>	<b>▲</b>	<b>6.8%</b>
<b>Traffic</b>	Infraction	I	6,148	▲	+26.5%	+1,288
	Misdemeanor	M	2,227	▲	+7.2%	+150
	Capias	CA	192	▲	+20.0%	+32
	Show Cause	SC	79	▲	+64.6%	+31
	Other	O	66	▼	-29.0%	-27
	Civil Violation	CV	35	▼	-41.7%	-25
	Restricted Operators License	RL	2	▲	+100.0%	+1
	<b>Total</b>			<b>8,749</b>	<b>▲</b>	<b>19.9%</b>
<b>Civil</b>	Garnishment	GA	3,643	▲	+14.1%	+451
	Warrant in Debt	WD	2,655	▲	+23.2%	+500
	Unlawful Detainer	UD	2,043	▼	-8.1%	-179
	Motion for Judgment	MJ	440	▲	+10.0%	+40
	Admin License	AL	217	▲	+21.2%	+38
	Show Cause	SC	150	▲	+16.3%	+21
	Other	OT	131	▲	-5.1%	-7
	Abstract	AJ	115	▼	-43.1%	-87
	Preliminary Protective Order	PP	102	▼	-11.3%	-13
	Protective Order	PO	102	▲	+10.9%	+10
	Interrogatory	IN	97	▲	+34.7%	+25
	Bond Forfeiture	BF	74	▼	-20.4%	-19
	Detinue	DT	69	▼	-37.8%	-42
	Tenants Assertion	TA	16	▲	+6.7%	+1
	Impoundment	IM	15	▼	-74.1%	-43
	Overweight	OC	10	▲	+100.0%	+5
	Counter Claim	CC	8	▼	-33.3%	-4
	Petition-Restore Arms	PR	2	▼	-60.0%	-3
	Capias	CA	1	▼	-75.0%	-3
	Cross Claim	CR	1	↔	-	-
	Restricted Operators License	RL	1	▲	-	+1
	Third Party Claim	TH	1	▲	-	+1
	<b>Total</b>			<b>9,893</b>	<b>▲</b>	<b>7.5%</b>
<b>Civil Commitments</b>	Mental Commitment	MC	171	▼	-12.8%	-25
	Temporary Detention Order	TD	91	▼	-7.1%	-7
	Other	OT	27	▲	+22.7%	+5
	Emergency Custody Order	EC	10	▼	-37.5%	-6
	Medical Emergency Temporary Detention Order	MT	1	▲	-	+1
<b>Total</b>			<b>300</b>	<b>▼</b>	<b>-9.6%</b>	<b>-32</b>
<b>GRAND TOTAL</b>			<b>21,663</b>	<b>▲</b>	<b>11.8%</b>	<b>+2,285</b>

\* Compared to same time period as previous year  
 3/11/2024 12:13:57PM

\*\* Case Type Categories are defined in the 2017 Virginia Judicial Workload Assessment  
 Source: SCV-SQL-Information

**Dispositions by Major Case Category\*\***

Category	Summary	Change	% Change	Absolute Change
Felony	739	▼	-7.9%	-63
Garnishment	3,740	▲	+14.6%	+476
General Civil	3,173	▲	+18.6%	+498
Infraction/Civil Violation	6,371	▲	+25.7%	+1,304
Involuntary Civil Commitments	27	▲	+22.7%	+5
Landlord /Tenant	2,059	▼	-8.0%	-178
Misdemeanor	3,881	▲	+7.1%	+257
Other	1,469	▲	-0.7%	-11
Protective Orders	204	▼	-1.4%	-3
<b>GRAND TOTAL</b>	<b>21,663</b>	▲	11.8%	+2,285

\* Compared to same time period as previous year  
 3/11/2024 12:13:57PM

\*\* Case Type Categories are defined in the 2017 Virginia Judicial Workload Assessment  
 Source: SCV-SQL-Information

2024 Overall GRAND TOTAL		Distribution of Caseload			Change*		Percentage (%) of Caseload		
<b>5,218</b>	+598 12.9%	<b>Criminal</b>	708	14%	-10.2% ▼	-80	<b>Criminal</b>	2023 17.1%	2024 13.6%
2024	↑	<b>Traffic</b>	2,508	48%	30.5% ▲	+586	<b>Traffic</b>	41.6%	48.1%
2023		<b>Civil</b>	1,916	37%	5.2% ▲	+94	<b>Civil</b>	39.4%	36.7%
		<b>Civil Commitments</b>	86	2%	-2.3% ▼	-2	<b>Civil Commitments</b>	1.9%	1.6%
		<b>GRAND TOTAL</b>	<b>5,218</b>	100%	12.9% ▲	+598	<b>GRAND TOTAL</b>	100%	100%

Dispositions by Division & Code

Division	Case Type Description	Code	Summary	Change	% Change	Absolute Change
<b>Criminal</b>	Misdemeanor	M	357	▼	-15.0%	-63
	Felony	F	244	▼	-11.6%	-32
	Capias	CA	80	▲	+17.6%	+12
	Show Cause	SC	17	▲	+70.0%	+7
	Civil Violation	CV	10	▼	-28.6%	-4
	<b>Total</b>			<b>708</b>	▼	<b>-10.2%</b>
<b>Traffic</b>	Infraction	I	2,167	▲	+36.8%	+583
	Misdemeanor	M	253	▼	-9.0%	-25
	Capias	CA	54	▲	+157.1%	+33
	Show Cause	SC	32	▼	-13.5%	-5
	Civil Violation	CV	2	▲	-	+2
	Restricted Operators License	RL	0	▼	-100.0%	-2
	<b>Total</b>			<b>2,508</b>	▲	<b>30.5%</b>
<b>Civil</b>	Unlawful Detainer	UD	725	▼	-5.0%	-38
	Garnishment	GA	540	▲	+36.4%	+144
	Warrant in Debt	WD	463	▲	+7.2%	+31
	Preliminary Protective Order	PP	52	▼	-25.7%	-18
	Protective Order	PO	39	▲	+2.6%	+1
	Other	OT	26	▲	+100.0%	+13
	Show Cause	SC	15	▼	-31.8%	-7
	Detinue	DT	13	▲	+333.3%	+10
	Interrogatory	IN	13	↔	-	-
	Motion for Judgment	MJ	13	▼	-69.0%	-29
	Abstract	AJ	8	▼	-55.6%	-10
	Counter Claim	CC	4	▲	+300.0%	+3
	Capias	CA	2	▼	-50.0%	-2
	Admin License	AL	1	▼	-50.0%	-1
	Bond Forfeiture	BF	1	↔	-	-
	Tenants Assertion	TA	1	▼	-50.0%	-1
	Petition-Restore Arms	PR	0	▼	-100.0%	-2
<b>Total</b>			<b>1,916</b>	▲	<b>5.2%</b>	<b>+94</b>
<b>Civil Commitments</b>	Mental Commitment	MC	51	▲	+240.0%	+36
	Emergency Custody Order	EC	30	▼	-55.9%	-38
	Other	OT	5	↔	-	-
<b>Total</b>			<b>86</b>	▼	<b>-2.3%</b>	<b>-2</b>
<b>GRAND TOTAL</b>			<b>5,218</b>	▲	12.9%	+598

Dispositions by Major Case Category\*\*

Category	Summary	Change	% Change	Absolute Change
Felony	244	▼	-11.6%	-32
Garnishment	553	▲	+35.2%	+144
General Civil	491	▲	+2.1%	+10
Infraction/Civil Violation	2,179	▲	+36.4%	+581
Involuntary Civil Commitments	5	↔	-	0
Landlord /Tenant	726	▼	-5.1%	-39
Misdemeanor	610	▼	-12.9%	-90
Other	319	▲	+14.7%	+41

\* Compared to same time period as previous year  
 3/11/2024 12:13:57PM

\*\* Case Type Categories are defined in the 2017 Virginia Judicial Workload Assessment  
 Source: SCV-SQL-Information

**CPSS - GCMS CASELOAD STATISTICS OF THE GENERAL DISTRICT COURTS**  
January 2024 thru February 2024 Dispositions (Compared to January 2023 thru February 2023)

---

Protective Orders	91	▼	-15.7%	-17
<b>GRAND TOTAL</b>	<b>5,218</b>	▲	12.9%	+598

---

\* Compared to same time period as previous year  
3/11/2024 12:13:57PM

\*\* Case Type Categories are defined in the 2017 Virginia Judicial Workload Assessment  
Source: SCV-SQL-Information



2024 Overall GRAND TOTAL		Distribution of Caseload			Change*		Percentage (%) of Caseload		
<b>15,699</b>	+2,451 18.5%	<b>Criminal</b>	1,862	12%	8.6% ▲	+147	<b>Criminal</b>	2023 12.9%	2024 11.9%
2024		<b>Traffic</b>	6,857	44%	75.7% ▲	+2,955	<b>Traffic</b>	29.5%	43.7%
2023		<b>Civil</b>	6,886	44%	-8.3% ▼	-625	<b>Civil</b>	56.7%	43.9%
		<b>Civil Commitments</b>	94	1%	-21.7% ▼	-26	<b>Civil Commitments</b>	0.9%	0.6%
		<b>GRAND TOTAL</b>	<b>15,699</b>	100%	18.5% ▲	+2,451	<b>GRAND TOTAL</b>	100%	100%

**Dispositions by Division & Code**

Division	Case Type Description	Code	Summary	Change	% Change	Absolute Change
<b>Criminal</b>	Misdemeanor	M	1,183	▼	+9.4%	+102
	Felony	F	542	▼	+5.7%	+29
	Show Cause	SC	62	▼	-15.1%	-11
	Capias	CA	53	▼	+76.7%	+23
	Civil Violation	CV	22	▲	+22.2%	+4
	<b>Total</b>			<b>1,862</b>	▲	<b>8.6%</b>
<b>Traffic</b>	Infraction	I	5,911	▲	+88.7%	+2,779
	Misdemeanor	M	858	▲	+43.0%	+258
	Other	O	30	▼	-76.9%	-100
	Show Cause	SC	27	▲	+92.9%	+13
	Felony	F	19	▲	+35.7%	+5
	Restricted Operators License	RL	8	▼	-20.0%	-2
	Capias	CA	4	▲	+100.0%	+2
<b>Total</b>			<b>6,857</b>	▲	<b>75.7%</b>	<b>+2,955</b>
<b>Civil</b>	Garnishment	GA	2,427	▼	-28.0%	-943
	Unlawful Detainer	UD	1,875	▲	+0.6%	+12
	Warrant in Debt	WD	1,606	▼	+19.6%	+263
	Other	OT	257	▼	-5.5%	-15
	Protective Order	PO	168	▲	+84.6%	+77
	Preliminary Protective Order	PP	160	▲	+18.5%	+25
	Abstract	AJ	98	▼	-16.2%	-19
	Show Cause	SC	72	▼	-39.0%	-46
	Motion for Judgment	MJ	58	▲	+100.0%	+29
	Detinue	DT	39	▲	+21.9%	+7
	Bond Forfeiture	BF	34	▼	-44.3%	-27
	Admin License	AL	33	▼	-10.8%	-4
	Interrogatory	IN	33	▼	+32.0%	+8
	Tenants Assertion	TA	14	▼	-6.7%	-1
	Counter Claim	CC	10	▲	+400.0%	+8
	Impoundment	IM	2	▲	-	+2
	Overweight	OC	0	▼	-100.0%	-1
<b>Total</b>			<b>6,886</b>	▼	<b>-8.3%</b>	<b>-625</b>
<b>Civil Commitments</b>	Mental Commitment	MC	38	▼	-34.5%	-20
	Emergency Custody Order	EC	23	▼	-20.7%	-6
	Other	OT	12	▼	-7.7%	-1
	Temporary Detention Order	TD	11	▲	+57.1%	+4
	Petition	PT	10	▼	-16.7%	-2
	Medical Emergency Temporary Detention Order	MT	0	▼	-100.0%	-1
<b>Total</b>			<b>94</b>	▼	<b>-21.7%</b>	<b>-26</b>
<b>GRAND TOTAL</b>			<b>15,699</b>	▲	18.5%	+2,451

**Dispositions by Major Case Category\*\***

Category	Summary	Change	% Change	Absolute Change
Felony	561	▼	+6.5%	+34
Garnishment	2,460	▼	-27.5%	-935
General Civil	1,741	▲	+19.0%	+278
Infraction/Civil Violation	5,963	▼	+81.7%	+2,682
Involuntary Civil Commitments	22	▼	-12.0%	-3

\* Compared to same time period as previous year  
 3/11/2024 12:13:57PM

\*\* Case Type Categories are defined in the 2017 Virginia Judicial Workload Assessment  
 Source: SCV-SQL-Information

**CPSS - GCMS CASELOAD STATISTICS OF THE GENERAL DISTRICT COURTS**

January 2024 thru February 2024 Dispositions (Compared to January 2023 thru February 2023)

Landlord /Tenant	1,889	▼	+0.6%	+11
Misdemeanor	2,049	▼	+21.2%	+358
Other	686	▲	-10.0%	-76
Protective Orders	328	▲	+45.1%	+102
<b>GRAND TOTAL</b>	<b>15,699</b>	▲	18.5%	+2,451

\* Compared to same time period as previous year  
3/11/2024 12:13:57PM

\*\* Case Type Categories are defined in the 2017 Virginia Judicial Workload Assessment  
Source: SCV-SQL-Information

2024 Overall GRAND TOTAL		Distribution of Caseload			Change*		Percentage (%) of Caseload		
<b>659</b>	+190 40.5%	<b>Criminal</b>	128	19%	8.5% ▲	+10	<b>Criminal</b>	2023 25.2%	2024 19.4%
2024	↑	<b>Traffic</b>	402	61%	85.3% ▲	+185	<b>Traffic</b>	46.3%	61.0%
2023		<b>Civil</b>	125	19%	-3.1% ▼	-4	<b>Civil</b>	27.5%	19.0%
		<b>Civil Commitments</b>	4	1%	-20.0% ▼	-1	<b>Civil Commitments</b>	1.1%	0.6%
		<b>GRAND TOTAL</b>	<b>659</b>	100%	40.5% ▲	+190	<b>GRAND TOTAL</b>	100%	100%

Dispositions by Division & Code

Division	Case Type Description	Code	Summary	Change	% Change	Absolute Change
<b>Criminal</b>	Misdemeanor	M	71	▲	+9.2%	+6
	Capias	CA	31	▲	+72.2%	+13
	Felony	F	18	▼	-25.0%	-6
	Show Cause	SC	7	↔		-
	Civil Violation	CV	1	▼	-75.0%	-3
	<b>Total</b>			<b>128</b>	<b>▲</b>	<b>8.5%</b>
<b>Traffic</b>	Infraction	I	318	▲	+110.6%	+167
	Misdemeanor	M	78	▲	+18.2%	+12
	Capias	CA	3	▲	-	+3
	Civil Violation	CV	3	▲	-	+3
	<b>Total</b>			<b>402</b>	<b>▲</b>	<b>85.3%</b>
<b>Civil</b>	Garnishment	GA	45	▲	+12.5%	+5
	Warrant in Debt	WD	26	▲	+36.8%	+7
	Unlawful Detainer	UD	17	▼	-51.4%	-18
	Other	OT	11	↔		-
	Detinue	DT	10	▼	-33.3%	-5
	Motion for Judgment	MJ	6	▲	-	+6
	Abstract	AJ	2	▲	+100.0%	+1
	Admin License	AL	2	↔		-
	Bond Forfeiture	BF	2	▲	+100.0%	+1
	Preliminary Protective Order	PP	2	▲	+100.0%	+1
	Protective Order	PO	1	▼	-66.7%	-2
	Show Cause	SC	1	▲	-	+1
	Interrogatory	IN	0	▼	-100.0%	-1
<b>Total</b>			<b>125</b>	<b>▼</b>	<b>-3.1%</b>	<b>-4</b>
<b>Civil Commitments</b>	Emergency Custody Order	EC	2	↔		-
	Temporary Detention Order	TD	2	▲	+100.0%	+1
	Mental Commitment	MC	0	▼	-100.0%	-2
	<b>Total</b>			<b>4</b>	<b>▼</b>	<b>-20.0%</b>
<b>GRAND TOTAL</b>			<b>659</b>	<b>▲</b>	<b>40.5%</b>	<b>+190</b>

Dispositions by Major Case Category\*\*

Category	Summary	Change	% Change	Absolute Change
Felony	18	▼	-25.0%	-6
Garnishment	45	▼	+9.8%	+4
General Civil	42	▲	+23.5%	+8
Infraction/Civil Violation	322	▲	+107.7%	+167
Landlord /Tenant	17	▼	-51.4%	-18
Misdemeanor	149	▲	+13.7%	+18
Other	63	▲	+40.0%	+18
Protective Orders	3	▲	-25.0%	-1
<b>GRAND TOTAL</b>	<b>659</b>	<b>▲</b>	<b>40.5%</b>	<b>+190</b>

\* Compared to same time period as previous year  
 3/11/2024 12:13:57PM

\*\* Case Type Categories are defined in the 2017 Virginia Judicial Workload Assessment  
 Source: SCV-SQL-Information

2024 Overall GRAND TOTAL		Distribution of Caseload			Change*		Percentage (%) of Caseload		
<b>1,743</b>	-38 -2.1%	<b>Criminal</b>	181	10%	37.1% ▲	+49	<b>Criminal</b>	2023 7.4%	2024 10.4%
2024		<b>Traffic</b>	1,198	69%	-4.5% ▼	-56	<b>Traffic</b>	70.4%	68.7%
2023		<b>Civil</b>	356	20%	-8.5% ▼	-33	<b>Civil</b>	21.8%	20.4%
		<b>Civil Commitments</b>	8	0%	33.3% ▲	+2	<b>Civil Commitments</b>	0.3%	0.5%
		<b>GRAND TOTAL</b>	<b>1,743</b>	100%	-2.1% ▼	-38	<b>GRAND TOTAL</b>	100%	100%

Dispositions by Division & Code


Division	Case Type Description	Code	Summary	Change	% Change	Absolute Change
<b>Criminal</b>	Misdemeanor	M	101	▲	+6.3%	+6
	Felony	F	54	▲	+184.2%	+35
	Capias	CA	13	▲	+160.0%	+8
	Show Cause	SC	10	↔		-
	Civil Violation	CV	3	↔		-
	<b>Total</b>		<b>181</b>	<b>▲</b>	<b>37.1%</b>	<b>+49</b>
<b>Traffic</b>	Infraction	I	831	▼	-15.4%	-151
	Misdemeanor	M	302	▲	+34.8%	+78
	Capias	CA	53	▲	+39.5%	+15
	Show Cause	SC	9	▲	+28.6%	+2
	Felony	F	3	▲	+200.0%	+2
	Civil Violation	CV	0	▼	-100.0%	-2
	<b>Total</b>		<b>1,198</b>	<b>▼</b>	<b>-4.5%</b>	<b>-56</b>
<b>Civil</b>	Warrant in Debt	WD	132	▲	+20.0%	+22
	Unlawful Detainer	UD	107	▼	-27.7%	-41
	Garnishment	GA	84	▼	-8.7%	-8
	Admin License	AL	9	▲	+28.6%	+2
	Other	OT	7	▲	+40.0%	+2
	Preliminary Protective Order	PP	4	▲	+100.0%	+2
	Show Cause	SC	4	▲	+33.3%	+1
	Abstract	AJ	3	▼	-25.0%	-1
	Interrogatory	IN	3	▼	-50.0%	-3
	Detinue	DT	2	▲	+100.0%	+1
	Impoundment	IM	1	▼	-66.7%	-2
	Capias	CA	0	▼	-100.0%	-1
	Overweight	OC	0	▼	-100.0%	-1
	Protective Order	PO	0	▼	-100.0%	-5
Tenants Assertion	TA	0	▼	-100.0%	-1	
	<b>Total</b>		<b>356</b>	<b>▼</b>	<b>-8.5%</b>	<b>-33</b>
<b>Civil Commitments</b>	Temporary Detention Order	TD	6	▲	+20.0%	+1
	Emergency Custody Order	EC	2	▲	+100.0%	+1
	<b>Total</b>		<b>8</b>	<b>▲</b>	<b>33.3%</b>	<b>+2</b>
<b>GRAND TOTAL</b>			<b>1,743</b>	<b>▼</b>	<b>-2.1%</b>	<b>-38</b>

Dispositions by Major Case Category\*\*

Category	Summary	Change	% Change	Absolute Change
Felony	57	▲	+185.0%	+37
Garnishment	87	▼	-11.2%	-11
General Civil	134	▲	+17.5%	+20
Infraction/Civil Violation	834	▼	-15.6%	-154
Landlord /Tenant	107	▼	-28.2%	-42
Misdemeanor	403	▲	+26.3%	+84
Other	117	▲	+36.0%	+31
Protective Orders	4	↔	-42.9%	-3
<b>GRAND TOTAL</b>		<b>1,743</b>	<b>▼</b>	<b>-2.1%</b>

\* Compared to same time period as previous year  
 3/11/2024 12:13:57PM

\*\* Case Type Categories are defined in the 2017 Virginia Judicial Workload Assessment  
 Source: SCV-SQL-Information

2024 Overall GRAND TOTAL		Distribution of Caseload			Change*		Percentage (%) of Caseload		
<b>2,057</b>	-305 -12.9%	<b>Criminal</b>	79	4%	-47.7% ▼	-72	<b>Criminal</b>	2023 6.4%	2024 3.8%
		<b>Traffic</b>	1,832	89%	-10.4% ▼	-213	<b>Traffic</b>	86.6%	89.1%
2024		<b>Civil</b>	138	7%	-13.8% ▼	-22	<b>Civil</b>	6.8%	6.7%
2023		<b>Civil Commitments</b>	8	0%	33.3% ▲	+2	<b>Civil Commitments</b>	0.3%	0.4%
		<b>GRAND TOTAL</b>	<b>2,057</b>	100%	-12.9% ▼	-305	<b>GRAND TOTAL</b>	100%	100%

Dispositions by Division & Code




Division	Case Type Description	Code	Summary	Change	% Change	Absolute Change
<b>Criminal</b>	Misdemeanor	M	49	▼	-34.7%	-26
	Felony	F	21	▼	-60.4%	-32
	Capias	CA	3	▼	-75.0%	-9
	Civil Violation	CV	3	▼	-40.0%	-2
	Show Cause	SC	3	▼	-50.0%	-3
	<b>Total</b>			<b>79</b>	▼	<b>-47.7%</b>
<b>Traffic</b>	Infraction	I	1,519	▼	-12.3%	-214
	Misdemeanor	M	248	▼	-0.4%	-1
	Capias	CA	56	▲	+24.4%	+11
	Show Cause	SC	7	▼	-41.7%	-5
	Felony	F	2	↔	-	-
	Civil Violation	CV	0	▼	-100.0%	-4
	<b>Total</b>			<b>1,832</b>	▼	<b>-10.4%</b>
<b>Civil</b>	Warrant in Debt	WD	50	▲	+8.7%	+4
	Garnishment	GA	41	▼	-6.8%	-3
	Unlawful Detainer	UD	30	▲	+3.4%	+1
	Other	OT	6	▼	-64.7%	-11
	Interrogatory	IN	2	▲	-	+2
	Overweight	OC	2	▲	-	+2
	Preliminary Protective Order	PP	2	▼	-81.8%	-9
	Show Cause	SC	2	▲	-	+2
	Bond Forfeiture	BF	1	▼	-50.0%	-1
	Motion for Judgment	MJ	1	▲	-	+1
	Petition-Restore Arms	PR	1	▲	-	+1
	Admin License	AL	0	▼	-100.0%	-1
	Detinue	DT	0	▼	-100.0%	-3
	Impoundment	IM	0	▼	-100.0%	-1
	Protective Order	PO	0	▼	-100.0%	-6
	<b>Total</b>			<b>138</b>	▼	<b>-13.8%</b>
<b>Civil Commitments</b>	Temporary Detention Order	TD	6	▲	+50.0%	+2
	Emergency Custody Order	EC	2	↔	-	-
	<b>Total</b>		<b>8</b>	▲	<b>33.3%</b>	<b>+2</b>
<b>GRAND TOTAL</b>			<b>2,057</b>	▼	-12.9%	-305

Dispositions by Major Case Category\*\*

Category	Summary	Change	% Change	Absolute Change	
Felony	23	▼	-58.2%	-32	
Garnishment	43	▲	-2.3%	-1	
General Civil	52	▲	+4.0%	+2	
Infraction/Civil Violation	1,524	▲	-12.5%	-218	
Landlord /Tenant	30	▲	+3.4%	+1	
Misdemeanor	297	▼	-8.3%	-27	
Other	86	▲	-14.9%	-15	
Protective Orders	2	▼	-88.2%	-15	
<b>GRAND TOTAL</b>		<b>2,057</b>	▼	-12.9%	-305

\* Compared to same time period as previous year  
 3/11/2024 12:13:57PM

\*\* Case Type Categories are defined in the 2017 Virginia Judicial Workload Assessment  
 Source: SCV-SQL-Information

2024 Overall GRAND TOTAL		Distribution of Caseload			Change*		Percentage (%) of Caseload			
<b>3,319</b>	-269 -7.5%	<b>Criminal</b>	549	17%	-11.3%	▼	-70	<b>Criminal</b>	2023 17.3%	2024 16.5%
2024 		<b>Traffic</b>	1,114	34%	-25.2%	▼	-376	<b>Traffic</b>	41.5%	33.6%
2023 		<b>Civil</b>	1,559	47%	13.0%	▲	+179	<b>Civil</b>	38.5%	47.0%
		<b>Civil Commitments</b>	97	3%	-2.0%	▼	-2	<b>Civil Commitments</b>	2.8%	2.9%
		<b>GRAND TOTAL</b>	<b>3,319</b>	100%	-7.5%	▼	-269	<b>GRAND TOTAL</b>	100%	100%

**Dispositions by Division & Code**

Division	Case Type Description	Code	Summary	Change	% Change	Absolute Change
<b>Criminal</b>	Misdemeanor	M	328	▼	-11.8%	-44
	Felony	F	153	▼	-13.6%	-24
	Capias	CA	37	▼	-7.5%	-3
	Show Cause	SC	20	▼	-4.8%	-1
	Civil Violation	CV	11	▲	+22.2%	+2
	<b>Total</b>			<b>549</b>	▼	<b>-11.3%</b>
<b>Traffic</b>	Infraction	I	595	▼	-39.5%	-389
	Misdemeanor	M	292	▼	-29.8%	-124
	Civil Violation	CV	156	▲	+2,128.6%	+149
	Capias	CA	50	▼	-13.8%	-8
	Show Cause	SC	17	▼	-26.1%	-6
	Felony	F	4	▲	+100.0%	+2
	<b>Total</b>			<b>1,114</b>	▼	<b>-25.2%</b>
<b>Civil</b>	Warrant in Debt	WD	560	▲	+30.5%	+131
	Garnishment	GA	484	▲	+6.6%	+30
	Unlawful Detainer	UD	311	▲	+25.9%	+64
	Abstract	AJ	30	▼	-16.7%	-6
	Other	OT	24	▼	-48.9%	-23
	Protective Order	PO	23	▲	+360.0%	+18
	Preliminary Protective Order	PP	22	▼	-21.4%	-6
	Zoning Violation	ZO	22	▲	+4.8%	+1
	Show Cause	SC	19	▲	+35.7%	+5
	Admin License	AL	14	▼	-22.2%	-4
	Detinue	DT	14	▼	-73.6%	-39
	Motion for Judgment	MJ	13	▲	+550.0%	+11
	Overweight	OC	10	↔		-
	Interrogatory	IN	7	▼	-30.0%	-3
	Motor Carrier	MC	6	▲	+500.0%	+5
	Capias	CA	0	▼	-100.0%	-2
	Counter Claim	CC	0	▼	-100.0%	-3
<b>Total</b>			<b>1,559</b>	▲	<b>13.0%</b>	<b>+179</b>
<b>Civil Commitments</b>	Emergency Custody Order	EC	37	▲	+27.6%	+8
	Temporary Detention Order	TD	35	▼	-22.2%	-10
	Mental Commitment	MC	22	▼	-12.0%	-3
	Medical Emergency Temporary Detention Order	MT	3	▲	-	+3
	<b>Total</b>			<b>97</b>	▼	<b>-2.0%</b>
<b>GRAND TOTAL</b>			<b>3,319</b>	▼	<b>-7.5%</b>	<b>-269</b>

**Dispositions by Major Case Category\*\***

Category	Summary	Change	% Change	Absolute Change
Felony	157	▲	-12.3%	-22
Garnishment	491	▼	+5.8%	+27
General Civil	587	▲	+20.8%	+101
Infraction/Civil Violation	778	▲	-23.0%	-233
Landlord /Tenant	311	▲	+25.9%	+64
Misdemeanor	642	▼	-20.6%	-167
Other	308	▲	-14.2%	-51

\* Compared to same time period as previous year  
 3/11/2024 12:13:57PM

\*\* Case Type Categories are defined in the 2017 Virginia Judicial Workload Assessment  
 Source: SCV-SQL-Information

**CPSS - GCMS CASELOAD STATISTICS OF THE GENERAL DISTRICT COURTS**  
January 2024 thru February 2024 Dispositions (Compared to January 2023 thru February 2023)

---

Protective Orders	45	▲	+36.4%	+12
<b>GRAND TOTAL</b>	<b>3,319</b>	▼	-7.5%	-269

---

\* Compared to same time period as previous year  
3/11/2024 12:13:57PM

\*\* Case Type Categories are defined in the 2017 Virginia Judicial Workload Assessment  
Source: SCV-SQL-Information

2024 Overall GRAND TOTAL		Distribution of Caseload			Change*		Percentage (%) of Caseload																																																			
2024	4,653	<table border="1"> <tr><td>Criminal</td><td>78</td><td>2%</td></tr> <tr><td>Traffic</td><td>4,420</td><td>95%</td></tr> <tr><td>Civil</td><td>147</td><td>3%</td></tr> <tr><td>Civil Commitments</td><td>8</td><td>0%</td></tr> <tr><td><b>GRAND TOTAL</b></td><td><b>4,653</b></td><td><b>100%</b></td></tr> </table>	Criminal	78	2%	Traffic	4,420	95%	Civil	147	3%	Civil Commitments	8	0%	<b>GRAND TOTAL</b>	<b>4,653</b>	<b>100%</b>	<table border="1"> <tr><td>50.0%</td><td>▲</td><td>+26</td></tr> <tr><td>36.9%</td><td>▲</td><td>+1,191</td></tr> <tr><td>28.9%</td><td>▲</td><td>+33</td></tr> <tr><td>60.0%</td><td>▲</td><td>+3</td></tr> </table>	50.0%	▲	+26	36.9%	▲	+1,191	28.9%	▲	+33	60.0%	▲	+3	<table border="1"> <tr><td>2023</td><td>1.5%</td><td>1.7%</td></tr> <tr><td>2024</td><td>1.5%</td><td>1.7%</td></tr> <tr><td>2023</td><td>95.0%</td><td>95.0%</td></tr> <tr><td>2024</td><td>95.0%</td><td>95.0%</td></tr> <tr><td>2023</td><td>3.4%</td><td>3.2%</td></tr> <tr><td>2024</td><td>3.4%</td><td>3.2%</td></tr> <tr><td>2023</td><td>0.1%</td><td>0.2%</td></tr> <tr><td>2024</td><td>0.1%</td><td>0.2%</td></tr> <tr><td><b>GRAND TOTAL</b></td><td><b>100%</b></td><td><b>100%</b></td></tr> </table>	2023	1.5%	1.7%	2024	1.5%	1.7%	2023	95.0%	95.0%	2024	95.0%	95.0%	2023	3.4%	3.2%	2024	3.4%	3.2%	2023	0.1%	0.2%	2024	0.1%	0.2%	<b>GRAND TOTAL</b>	<b>100%</b>	<b>100%</b>
Criminal	78		2%																																																							
Traffic	4,420		95%																																																							
Civil	147		3%																																																							
Civil Commitments	8	0%																																																								
<b>GRAND TOTAL</b>	<b>4,653</b>	<b>100%</b>																																																								
50.0%	▲	+26																																																								
36.9%	▲	+1,191																																																								
28.9%	▲	+33																																																								
60.0%	▲	+3																																																								
2023	1.5%	1.7%																																																								
2024	1.5%	1.7%																																																								
2023	95.0%	95.0%																																																								
2024	95.0%	95.0%																																																								
2023	3.4%	3.2%																																																								
2024	3.4%	3.2%																																																								
2023	0.1%	0.2%																																																								
2024	0.1%	0.2%																																																								
<b>GRAND TOTAL</b>	<b>100%</b>	<b>100%</b>																																																								
2023	3,400																																																									
	+1,253																																																									
	36.9%																																																									

Dispositions by Division & Code

Division	Case Type Description	Code	Summary	Change	% Change	Absolute Change
<b>Criminal</b>	Misdemeanor	M	59	▲	+68.6%	+24
	Felony	F	12	▲	+33.3%	+3
	Capias	CA	5	▼	-16.7%	-1
	Civil Violation	CV	1	▲	-	+1
	Show Cause	SC	1	▼	-50.0%	-1
	<b>Total</b>			<b>78</b>	<b>▲</b>	<b>50.0%</b>
<b>Traffic</b>	Infraction	I	3,471	▲	+43.7%	+1,056
	Misdemeanor	M	937	▲	+15.7%	+127
	Felony	F	5	▲	-	+5
	Capias	CA	4	↔	-	-
	Restricted Operators License	RL	3	▲	-	+3
	<b>Total</b>			<b>4,420</b>	<b>▲</b>	<b>36.9%</b>
<b>Civil</b>	Garnishment	GA	55	▲	+120.0%	+30
	Warrant in Debt	WD	41	▼	-24.1%	-13
	Unlawful Detainer	UD	36	▲	+157.1%	+22
	Admin License	AL	4	▲	+300.0%	+3
	Other	OT	3	▼	-25.0%	-1
	Overweight	OC	2	↔	-	-
	Preliminary Protective Order	PP	2	▼	-33.3%	-1
	Bond Forfeiture	BF	1	▼	-85.7%	-6
	Impoundment	IM	1	▲	-	+1
	Motion for Judgment	MJ	1	↔	-	-
	Protective Order	PO	1	↔	-	-
	Detinue	DT	0	▼	-100.0%	-1
	Tenants Assertion	TA	0	▼	-100.0%	-1
	<b>Total</b>			<b>147</b>	<b>▲</b>	<b>28.9%</b>
<b>Civil Commitments</b>	Temporary Detention Order	TD	5	▲	+66.7%	+2
	Emergency Custody Order	EC	3	▲	+200.0%	+2
	Mental Commitment	MC	0	▼	-100.0%	-1
	<b>Total</b>			<b>8</b>	<b>▲</b>	<b>60.0%</b>
<b>GRAND TOTAL</b>			<b>4,653</b>	<b>▲</b>	<b>36.9%</b>	<b>+1,253</b>

Dispositions by Major Case Category\*\*

Category	Summary	Change	% Change	Absolute Change
Felony	17	▲	+88.9%	+8
Garnishment	55	▲	+120.0%	+30
General Civil	43	▼	-24.6%	-14
Infraction/Civil Violation	3,474	▲	+43.7%	+1,057
Landlord /Tenant	36	▲	+140.0%	+21
Misdemeanor	999	▲	+18.2%	+154
Other	26	▲	-7.1%	-2
Protective Orders	3	▼	-25.0%	-1
<b>GRAND TOTAL</b>	<b>4,653</b>	<b>▲</b>	<b>36.9%</b>	<b>+1,253</b>

\* Compared to same time period as previous year  
 3/11/2024 12:13:57PM

\*\* Case Type Categories are defined in the 2017 Virginia Judicial Workload Assessment  
 Source: SCV-SQL-Information



2024 Overall GRAND TOTAL		Distribution of Caseload			Change*		Percentage (%) of Caseload		
<b>1,324</b>	-95 -6.7%	<b>Criminal</b>	81	6%	39.7% ▲	+23	<b>Criminal</b>	2023 4.1%	2024 6.1%
2024		<b>Traffic</b>	1,030	78%	-8.6% ▼	-97	<b>Traffic</b>	79.4%	77.8%
2023		<b>Civil</b>	213	16%	-7.8% ▼	-18	<b>Civil</b>	16.3%	16.1%
		<b>Civil Commitments</b>	0	0%	-100.0% ▼	-3	<b>Civil Commitments</b>	0.2%	0.0%
		<b>GRAND TOTAL</b>	<b>1,324</b>	100%	-6.7% ▼	-95	<b>GRAND TOTAL</b>	100%	100%

Dispositions by Division & Code

Division	Case Type Description	Code	Summary	Change	% Change	Absolute Change
<b>Criminal</b>	Misdemeanor	M	37	↔		-
	Felony	F	23	▲	+64.3%	+9
	Capias	CA	15	▲	+400.0%	+12
	Show Cause	SC	6	▲	+200.0%	+4
	Civil Violation	CV	0	▼	-100.0%	-2
	<b>Total</b>		<b>81</b>	▲	<b>39.7%</b>	<b>+23</b>
<b>Traffic</b>	Infraction	I	814	▼	-10.7%	-98
	Misdemeanor	M	209	▼	-0.9%	-2
	Capias	CA	6	▲	+100.0%	+3
	Felony	F	1	↔		-
	<b>Total</b>		<b>1,030</b>	▼	<b>-8.6%</b>	<b>-97</b>
<b>Civil</b>	Warrant in Debt	WD	73	▼	-3.9%	-3
	Garnishment	GA	47	▲	+56.7%	+17
	Detinue	DT	37	▲	+105.6%	+19
	Interrogatory	IN	35	▼	-58.8%	-50
	Unlawful Detainer	UD	14	▲	+16.7%	+2
	Bond Forfeiture	BF	2	▲	-	+2
	Other	OT	2	▲	-50.0%	-2
	Motion for Judgment	MJ	1	▲	-	+1
	Show Cause	SC	1	▼	-50.0%	-1
	Tenants Assertion	TA	1	▲	-	+1
	Admin License	AL	0	▼	-100.0%	-1
	Impoundment	IM	0	▼	-100.0%	-1
	Preliminary Protective Order	PP	0	▼	-100.0%	-2
	<b>Total</b>		<b>213</b>	▼	<b>-7.8%</b>	<b>-18</b>
<b>Civil Commitments</b>	Emergency Custody Order	EC	0	▼	-100.0%	-1
	Temporary Detention Order	TD	0	▼	-100.0%	-2
	<b>Total</b>		<b>0</b>	▼	<b>-100.0%</b>	<b>-3</b>
	<b>GRAND TOTAL</b>		<b>1,324</b>	▼	<b>-6.7%</b>	<b>-95</b>

Dispositions by Major Case Category\*\*

Category	Summary	Change	% Change	Absolute Change
Felony	24	▲	+60.0%	+9
Garnishment	82	▼	-28.7%	-33
General Civil	112	▲	+19.1%	+18
Infraction/Civil Violation	814	▼	-10.9%	-100
Landlord /Tenant	15	▲	+25.0%	+3
Misdemeanor	246	▼	-0.8%	-2
Other	31	▲	+63.2%	+12
Protective Orders	0	▼	-100.0%	-2
	<b>GRAND TOTAL</b>		<b>-6.7%</b>	<b>-95</b>

\* Compared to same time period as previous year  
 3/11/2024 12:13:57PM

\*\* Case Type Categories are defined in the 2017 Virginia Judicial Workload Assessment  
 Source: SCV-SQL-Information

2024 Overall GRAND TOTAL		Distribution of Caseload			Change*		Percentage (%) of Caseload		
<b>2,926</b>	+387 15.2%	<b>Criminal</b>	72	2%	16.1% ▲	+10	<b>Criminal</b>	2023 2.4%	2024 2.5%
2024	↑	<b>Traffic</b>	2,595	89%	14.6% ▲	+330	<b>Traffic</b>	89.2%	88.7%
2023		<b>Civil</b>	244	8%	22.6% ▲	+45	<b>Civil</b>	7.8%	8.3%
		<b>Civil Commitments</b>	15	1%	15.4% ▲	+2	<b>Civil Commitments</b>	0.5%	0.5%
		<b>GRAND TOTAL</b>	<b>2,926</b>	100%	15.2% ▲	+387	<b>GRAND TOTAL</b>	100%	100%

Dispositions by Division & Code

Division	Case Type Description	Code	Summary	Change	% Change	Absolute Change
<b>Criminal</b>	Felony	F	32	▲	+60.0%	+12
	Misdemeanor	M	29	▲	+16.0%	+4
	Capias	CA	9	↔		-
	Show Cause	SC	2	▼	-66.7%	-4
	Civil Violation	CV	0	▼	-100.0%	-2
	<b>Total</b>			<b>72</b>	<b>▲</b>	<b>16.1%</b>
<b>Traffic</b>	Infraction	I	1,683	▲	+14.4%	+212
	Misdemeanor	M	893	▲	+13.2%	+104
	Capias	CA	15	▲	+200.0%	+10
	Felony	F	3	▲	-	+3
	Show Cause	SC	1	▲	-	+1
	<b>Total</b>			<b>2,595</b>	<b>▲</b>	<b>14.6%</b>
<b>Civil</b>	Interrogatory	IN	161	▲	+94.0%	+78
	Garnishment	GA	28	▼	-31.7%	-13
	Warrant in Debt	WD	26	▼	-33.3%	-13
	Unlawful Detainer	UD	20	▲	+11.1%	+2
	Preliminary Protective Order	PP	3	▲	+50.0%	+1
	Other	OT	2	▼	-66.7%	-4
	Protective Order	PO	2	▲	-	+2
	Detinue	DT	1	↔		-
	Show Cause	SC	1	▼	-83.3%	-5
	Admin License	AL	0	▼	-100.0%	-1
	Bond Forfeiture	BF	0	▼	-100.0%	-1
	Overweight	OC	0	▼	-100.0%	-1
	<b>Total</b>			<b>244</b>	<b>▲</b>	<b>22.6%</b>
<b>Civil Commitments</b>	Mental Commitment	MC	7	▲	+133.3%	+4
	Emergency Custody Order	EC	5	↔		-
	Temporary Detention Order	TD	3	▼	-40.0%	-2
	<b>Total</b>			<b>15</b>	<b>▲</b>	<b>15.4%</b>
<b>GRAND TOTAL</b>			<b>2,926</b>	<b>▲</b>	<b>15.2%</b>	<b>+387</b>

Dispositions by Major Case Category\*\*

Category	Summary	Change	% Change	Absolute Change
Felony	35	▲	+75.0%	+15
Garnishment	189	▲	+52.4%	+65
General Civil	27	▼	-32.5%	-13
Infraction/Civil Violation	1,683	▼	+14.2%	+209
Landlord /Tenant	20	▲	+11.1%	+2
Misdemeanor	922	▲	+13.3%	+108
Other	45	▲	-4.3%	-2
Protective Orders	5	▲	+150.0%	+3
<b>GRAND TOTAL</b>	<b>2,926</b>	<b>▲</b>	<b>15.2%</b>	<b>+387</b>

\* Compared to same time period as previous year  
 3/11/2024 12:13:57PM

\*\* Case Type Categories are defined in the 2017 Virginia Judicial Workload Assessment  
 Source: SCV-SQL-Information

2024 Overall GRAND TOTAL		Distribution of Caseload			Change*		Percentage (%) of Caseload		
<b>2,927</b>	+639 27.9%	<b>Criminal</b>	212	7%	1.9% ▲	+4	<b>Criminal</b>	2023 9.1%	2024 7.2%
2024		<b>Traffic</b>	2,029	69%	38.4% ▲	+563	<b>Traffic</b>	64.1%	69.3%
2023		<b>Civil</b>	602	21%	11.9% ▲	+64	<b>Civil</b>	23.5%	20.6%
		<b>Civil Commitments</b>	84	3%	10.5% ▲	+8	<b>Civil Commitments</b>	3.3%	2.9%
		<b>GRAND TOTAL</b>	<b>2,927</b>	100%	27.9% ▲	+639	<b>GRAND TOTAL</b>	100%	100%

**Dispositions by Division & Code**

Division	Case Type Description	Code	Summary	Change	% Change	Absolute Change
<b>Criminal</b>	Misdemeanor	M	110	▼	-4.3%	-5
	Felony	F	72	▲	+22.0%	+13
	Capias	CA	20	▲	+25.0%	+4
	Show Cause	SC	10	▼	-28.6%	-4
	Civil Violation	CV	0	▼	-100.0%	-4
	<b>Total</b>			<b>212</b>	▲	<b>1.9%</b>
<b>Traffic</b>	Infraction	I	1,585	▲	+54.2%	+557
	Misdemeanor	M	409	▲	+5.4%	+21
	Capias	CA	28	▼	-9.7%	-3
	Felony	F	4	▲	+100.0%	+2
	Show Cause	SC	3	▼	-81.3%	-13
	Civil Violation	CV	0	▼	-100.0%	-1
	<b>Total</b>			<b>2,029</b>	▲	<b>38.4%</b>
<b>Civil</b>	Warrant in Debt	WD	188	▲	+26.2%	+39
	Garnishment	GA	178	▲	+3.5%	+6
	Unlawful Detainer	UD	163	▼	-6.3%	-11
	Other	OT	15	▲	+1,400.0%	+14
	Preliminary Protective Order	PP	15	▲	+7.1%	+1
	Show Cause	SC	9	▲	+12.5%	+1
	Detinue	DT	8	▲	+700.0%	+7
	Abstract	AJ	6	▲	+200.0%	+4
	Protective Order	PO	6	↔	-	-
	Motion for Judgment	MJ	5	▲	+66.7%	+2
	Admin License	AL	3	▼	-25.0%	-1
	Impoundment	IM	3	▲	-	+3
	Capias	CA	1	▲	-	+1
	Petition-Restore Arms	PR	1	↔	-	-
	Tenants Assertion	TA	1	↔	-	-
	Bond Forfeiture	BF	0	▼	-100.0%	-1
	Restricted Operators License	RL	0	▼	-100.0%	-1
	<b>Total</b>			<b>602</b>	▲	<b>11.9%</b>
<b>Civil Commitments</b>	Mental Commitment	MC	43	▼	-4.4%	-2
	Emergency Custody Order	EC	24	▲	+71.4%	+10
	Temporary Detention Order	TD	10	▲	+42.9%	+3
	Other	OT	7	▼	-22.2%	-2
	Medical Emergency Custody Order	ME	0	▼	-100.0%	-1
<b>Total</b>			<b>84</b>	▲	<b>10.5%</b>	<b>+8</b>
<b>GRAND TOTAL</b>			<b>2,927</b>	▲	27.9%	+639

**Dispositions by Major Case Category\*\***

Category	Summary	Change	% Change	Absolute Change
Felony	76	▲	+24.6%	+15
Garnishment	178	▲	+3.5%	+6
General Civil	202	▲	+31.2%	+48
Infraction/Civil Violation	1,585	▼	+53.4%	+552
Involuntary Civil Commitments	7	▼	-22.2%	-2
Landlord /Tenant	164	▼	-6.3%	-11
Misdemeanor	519	▼	+3.0%	+15

\* Compared to same time period as previous year  
 3/11/2024 12:13:57PM

\*\* Case Type Categories are defined in the 2017 Virginia Judicial Workload Assessment  
 Source: SCV-SQL-Information

**CPSS - GCMS CASELOAD STATISTICS OF THE GENERAL DISTRICT COURTS**  
 January 2024 thru February 2024 Dispositions (Compared to January 2023 thru February 2023)

Other	175	▲	+9.4%	+15
Protective Orders	21	▲	+5.0%	+1
<b>GRAND TOTAL</b>	<b>2,927</b>	▲	27.9%	+639

\* Compared to same time period as previous year  
 3/11/2024 12:13:57PM

\*\* Case Type Categories are defined in the 2017 Virginia Judicial Workload Assessment  
 Source: SCV-SQL-Information

2024 Overall GRAND TOTAL		Distribution of Caseload			Change*		Percentage (%) of Caseload		
<b>2,522</b>	+840 49.9%	<b>Criminal</b>	208	8%	9.5% ▲	+18	<b>Criminal</b>	2023 11.3%	2024 8.2%
2024		<b>Traffic</b>	1,882	75%	85.6% ▲	+868	<b>Traffic</b>	60.3%	74.6%
2023		<b>Civil</b>	412	16%	-13.8% ▼	-66	<b>Civil</b>	28.4%	16.3%
		<b>Civil Commitments</b>	20	1%	- ▲	+20	<b>Civil Commitments</b>	0.0%	0.8%
		<b>GRAND TOTAL</b>	<b>2,522</b>	100%	49.9% ▲	+840	<b>GRAND TOTAL</b>	100%	100%

**Dispositions by Division & Code**

Division	Case Type Description	Code	Summary	Change	% Change	Absolute Change
<b>Criminal</b>	Misdemeanor	M	102	▲	+22.9%	+19
	Felony	F	58	▼	-20.5%	-15
	Capias	CA	26	▲	+30.0%	+6
	Civil Violation	CV	11	▲	+175.0%	+7
	Show Cause	SC	9	▼	-10.0%	-1
	Restricted Operators License	RL	2	▲	-	+2
	<b>Total</b>			<b>208</b>	<b>▲</b>	<b>9.5%</b>
<b>Traffic</b>	Infraction	I	1,566	▲	+107.1%	+810
	Misdemeanor	M	276	▲	+29.0%	+62
	Capias	CA	31	↔	-	-
	Show Cause	SC	4	▼	-55.6%	-5
	Felony	F	3	▼	-25.0%	-1
	Restricted Operators License	RL	2	▲	-	+2
	<b>Total</b>			<b>1,882</b>	<b>▲</b>	<b>85.6%</b>
<b>Civil</b>	Warrant in Debt	WD	148	▼	-19.1%	-35
	Garnishment	GA	140	▲	+12.9%	+16
	Unlawful Detainer	UD	79	▼	-41.0%	-55
	Other	OT	14	▲	+366.7%	+11
	Preliminary Protective Order	PP	7	↔	-	-
	Protective Order	PO	7	▲	+75.0%	+3
	Admin License	AL	4	▲	+300.0%	+3
	Show Cause	SC	4	▼	-60.0%	-6
	Impoundment	IM	3	▲	+50.0%	+1
	Motion for Judgment	MJ	2	▲	+100.0%	+1
	Overweight	OC	2	▲	+100.0%	+1
	Petition-Restore Arms	PR	1	↔	-	-
	Tenants Assertion	TA	1	▲	-	+1
	Detinue	DT	0	▼	-100.0%	-1
	Interrogatory	IN	0	▼	-100.0%	-4
	Restricted Operators License	RL	0	▼	-100.0%	-2
<b>Total</b>			<b>412</b>	<b>▼</b>	<b>-13.8%</b>	<b>-66</b>
<b>Civil Commitments</b>	Emergency Custody Order	EC	10	▲	-	+10
	Temporary Detention Order	TD	10	▲	-	+10
	<b>Total</b>		<b>20</b>	<b>▲</b>	<b>-</b>	<b>+20</b>
<b>GRAND TOTAL</b>			<b>2,522</b>	<b>▲</b>	<b>49.9%</b>	<b>+840</b>

**Dispositions by Major Case Category\*\***

Category	Summary	Change	% Change	Absolute Change
Felony	61	▼	-20.8%	-16
Garnishment	140	▼	+9.4%	+12
General Civil	156	▲	-17.0%	-32
Infraction/Civil Violation	1,579	▲	+107.5%	+818
Landlord /Tenant	80	▲	-40.3%	-54
Misdemeanor	382	▲	+27.8%	+83
Other	110	▲	+31.0%	+26
Protective Orders	14	▲	+27.3%	+3
<b>GRAND TOTAL</b>	<b>2,522</b>	<b>▲</b>	<b>49.9%</b>	<b>+840</b>

\* Compared to same time period as previous year  
 3/11/2024 12:13:57PM

\*\* Case Type Categories are defined in the 2017 Virginia Judicial Workload Assessment  
 Source: SCV-SQL-Information



2024 Overall GRAND TOTAL		Distribution of Caseload		Change*		Percentage (%) of Caseload		
<b>203</b>	+27 15.3%	<b>Criminal</b>	15 7%	-46.4% ▼	-13	<b>Criminal</b>	2023 15.9%	2024 7.4%
2024	↑	<b>Traffic</b>	153 75%	41.7% ▲	+45	<b>Traffic</b>	61.4%	75.4%
2023		<b>Civil</b>	34 17%	-15.0% ▼	-6	<b>Civil</b>	22.7%	16.7%
		<b>Civil Commitments</b>	1 0%	- ▲	+1	<b>Civil Commitments</b>	0.0%	0.5%
		<b>GRAND TOTAL</b>	<b>203</b> 100%	15.3% ▲	+27	<b>GRAND TOTAL</b>	100%	100%

**Dispositions by Division & Code**

Division	Case Type Description	Code	Summary	Change	% Change	Absolute Change
<b>Criminal</b>	Misdemeanor	M	13	▼	-40.9%	-9
	Felony	F	1	▼	-75.0%	-3
	Show Cause	SC	1	↔		-
	Civil Violation	CV	0	▼	-100.0%	-1
	<b>Total</b>		<b>15</b>	▼	<b>-46.4%</b>	<b>-13</b>
<b>Traffic</b>	Infraction	I	132	▲	+57.1%	+48
	Misdemeanor	M	18	▲	+5.9%	+1
	Capias	CA	1	▲	-	+1
	Felony	F	1	▲	-	+1
	Show Cause	SC	1	▲	-	+1
	Restricted Operators License	RL	0	▼	-100.0%	-7
	<b>Total</b>		<b>153</b>	▲	<b>41.7%</b>	<b>+45</b>
<b>Civil</b>	Warrant in Debt	WD	16	▼	-11.1%	-2
	Garnishment	GA	14	▲	+27.3%	+3
	Unlawful Detainer	UD	3	▲	+50.0%	+1
	Admin License	AL	1	▲	-	+1
	Motion for Judgment	MJ	0	▼	-100.0%	-1
	Other	OT	0	▼	-100.0%	-4
	Overweight	OC	0	▼	-100.0%	-1
	Protective Order	PO	0	▼	-100.0%	-2
	Tenants Assertion	TA	0	▼	-100.0%	-1
	<b>Total</b>		<b>34</b>	▼	<b>-15.0%</b>	<b>-6</b>
<b>Civil Commitments</b>	Emergency Custody Order	EC	1	▲	-	+1
<b>Total</b>		<b>1</b>	▲	-	+1	
<b>GRAND TOTAL</b>			<b>203</b>	▲	15.3%	+27

**Dispositions by Major Case Category\*\***

Category	Summary	Change	% Change	Absolute Change
Felony	2	▲	-50.0%	-2
Garnishment	14	▲	+27.3%	+3
General Civil	16	▼	-15.8%	-3
Infraction/Civil Violation	132	▼	+53.5%	+46
Landlord /Tenant	3	▼		0
Misdemeanor	31	▼	-32.6%	-15
Other	5	▲		0
Protective Orders	0	▼	-100.0%	-2
<b>GRAND TOTAL</b>	<b>203</b>	▲	15.3%	+27

\* Compared to same time period as previous year  
 3/11/2024 12:13:57PM

\*\* Case Type Categories are defined in the 2017 Virginia Judicial Workload Assessment  
 Source: SCV-SQL-Information

2024 Overall GRAND TOTAL		Distribution of Caseload			Change*		Percentage (%) of Caseload			
<b>2,235</b>	-755 -25.3%	<b>Criminal</b>	64	3%	-8.6%	▼	-6	<b>Criminal</b>	2023 2.3%	2024 2.9%
2024		<b>Traffic</b>	2,056	92%	-26.5%	▼	-740	<b>Traffic</b>	93.5%	92.0%
2023		<b>Civil</b>	113	5%	-7.4%	▼	-9	<b>Civil</b>	4.1%	5.1%
		<b>Civil Commitments</b>	2	0%	0.0%		0	<b>Civil Commitments</b>	0.1%	0.1%
		<b>GRAND TOTAL</b>	<b>2,235</b>	100%	-25.3%	▼	-755	<b>GRAND TOTAL</b>	100%	100%

Dispositions by Division & Code

Division	Case Type Description	Code	Summary	Change	% Change	Absolute Change
<b>Criminal</b>	Misdemeanor	M	46	▲	+15.0%	+6
	Felony	F	8	▼	-68.0%	-17
	Capias	CA	5	▲	+25.0%	+1
	Civil Violation	CV	3	▲	+200.0%	+2
	Show Cause	SC	2	▲	-	+2
	<b>Total</b>			<b>64</b>	▼	<b>-8.6%</b>
<b>Traffic</b>	Infraction	I	1,613	▼	-19.6%	-393
	Misdemeanor	M	429	▼	-43.6%	-331
	Capias	CA	10	▼	-37.5%	-6
	Show Cause	SC	3	▼	-66.7%	-6
	Felony	F	1	▼	-50.0%	-1
	Civil Violation	CV	0	▼	-100.0%	-3
	<b>Total</b>			<b>2,056</b>	▼	<b>-26.5%</b>
<b>Civil</b>	Warrant in Debt	WD	75	▲	+177.8%	+48
	Garnishment	GA	24	▼	-63.1%	-41
	Unlawful Detainer	UD	5	▼	-73.7%	-14
	Admin License	AL	2	▲	+100.0%	+1
	Other	OT	2	▲	+100.0%	+1
	Detinue	DT	1	↔	-	-
	Impoundment	IM	1	↔	-	-
	Motion for Judgment	MJ	1	▲	-	+1
	Preliminary Protective Order	PP	1	↔	-	-
	Protective Order	PO	1	▼	-66.7%	-2
	Bond Forfeiture	BF	0	▼	-100.0%	-3
	<b>Total</b>			<b>113</b>	▼	<b>-7.4%</b>
<b>Civil Commitments</b>	Temporary Detention Order	TD	2	↔	-	-
<b>Total</b>			<b>2</b>		<b>0.0%</b>	<b>0</b>
<b>GRAND TOTAL</b>			<b>2,235</b>	▼	-25.3%	-755

Dispositions by Major Case Category\*\*

Category	Summary	Change	% Change	Absolute Change	
Felony	9	▼	-66.7%	-18	
Garnishment	24	▼	-63.1%	-41	
General Civil	77	▲	+165.5%	+48	
Infraction/Civil Violation	1,616	▲	-19.6%	-394	
Landlord /Tenant	5	▼	-73.7%	-14	
Misdemeanor	475	▼	-40.6%	-325	
Other	27	▲	-25.0%	-9	
Protective Orders	2	▼	-50.0%	-2	
<b>GRAND TOTAL</b>		<b>2,235</b>	▼	-25.3%	-755

\* Compared to same time period as previous year  
 3/11/2024 12:13:57PM

\*\* Case Type Categories are defined in the 2017 Virginia Judicial Workload Assessment  
 Source: SCV-SQL-Information



2024 Overall GRAND TOTAL		Distribution of Caseload			Change*		Percentage (%) of Caseload			
<b>4,258</b>	-1,185 -21.8%	<b>Civil</b>	4,258	100%	-18.8%	▼	-983	<b>Civil</b>	96.3%	100.0%
2024		<b>Civil Commitments</b>	0	0%	-100.0%	▼	-202	<b>Civil Commitments</b>	3.7%	0.0%
2023		<b>GRAND TOTAL</b>	<b>4,258</b>	100%	-21.8%	▼	-1,185	<b>GRAND TOTAL</b>	100%	100%

Dispositions by Division & Code

Division	Case Type Description	Code	Summary	Change	% Change	Absolute Change
<b>Civil</b>	Unlawful Detainer	UD	2,069	▲	+6.5%	+126
	Warrant in Debt	WD	1,151	▲	+45.7%	+361
	Garnishment	GA	715	▼	-62.2%	-1,176
	Motion for Judgment	MJ	105	▼	-22.8%	-31
	Preliminary Protective Order	PP	70	▲	+18.6%	+11
	Protective Order	PO	46	▲	+17.9%	+7
	Interrogatory	IN	34	▲	+17.2%	+5
	Detinue	DT	23	▲	+9.5%	+2
	Show Cause	SC	20	▼	-83.7%	-103
	Abstract	AJ	15	▼	-81.9%	-68
	Tenants Assertion	TA	6	↔		-
	Other	OT	4	▼	-96.7%	-116
	Counter Claim	CC	0	▼	-100.0%	-1
Total			<b>4,258</b>	▼	<b>-18.8%</b>	<b>-983</b>
<b>Civil Commitments</b>	Emergency Custody Order	EC	0	▼	-100.0%	-62
	Temporary Detention Order	TD	0	▼	-100.0%	-140
	Total			<b>0</b>	▼	<b>-100.0%</b>
<b>GRAND TOTAL</b>			<b>4,258</b>	▼	<b>-21.8%</b>	<b>-1,185</b>

Dispositions by Major Case Category\*\*

Category	Summary	Change	% Change	Absolute Change	
Garnishment	749	▼	-61.0%	-1,171	
General Civil	1,281	▼	+34.7%	+330	
Landlord /Tenant	2,075	▲	+6.5%	+126	
Other	37	▼	-93.0%	-488	
Protective Orders	116	▲	+18.4%	+18	
<b>GRAND TOTAL</b>		<b>4,258</b>	▼	<b>-21.8%</b>	<b>-1,185</b>

\* Compared to same time period as previous year  
 3/11/2024 12:13:57PM

\*\* Case Type Categories are defined in the 2017 Virginia Judicial Workload Assessment  
 Source: SCV-SQL-Information

2024 Overall GRAND TOTAL		Distribution of Caseload			Change*		Percentage (%) of Caseload		
<b>1,868</b>	+255 15.8%	<b>Criminal</b>	1,811	97%	17.0% ▲	+263	<b>Criminal</b>	2023 96.0%	2024 96.9%
2024	↑	<b>Traffic</b>	53	3%	-13.1% ▼	-8	<b>Traffic</b>	3.8%	2.8%
2023		<b>Civil</b>	4	0%	0.0% ↔	0	<b>Civil</b>	0.2%	0.2%
		<b>GRAND TOTAL</b>	<b>1,868</b>	100%	15.8% ▲	+255	<b>GRAND TOTAL</b>	100%	100%

Dispositions by Division & Code

Division	Case Type Description	Code	Summary	Change	% Change	Absolute Change
<b>Criminal</b>	Misdemeanor	M	1,222	▲	+27.7%	+265
	Felony	F	507	▼	-4.0%	-21
	Show Cause	SC	34	▲	+13.3%	+4
	Capias	CA	25	▲	+8.7%	+2
	Civil Violation	CV	23	▲	+130.0%	+13
	<b>Total</b>		<b>1,811</b>	▲	<b>17.0%</b>	<b>+263</b>
<b>Traffic</b>	Infraction	I	35	▲	+6.1%	+2
	Misdemeanor	M	17	▼	-19.0%	-4
	Felony	F	1	▼	-85.7%	-6
	<b>Total</b>		<b>53</b>	▼	<b>-13.1%</b>	<b>-8</b>
<b>Civil</b>	Bond Forfeiture	BF	4	↔		-
	<b>Total</b>		<b>4</b>		<b>0.0%</b>	<b>0</b>
<b>GRAND TOTAL</b>			<b>1,868</b>	▲	15.8%	+255

Dispositions by Major Case Category\*\*

Category	Summary	Change	% Change	Absolute Change
Felony	508	▼	-5.0%	-27
Infraction/Civil Violation	58	▲	+34.9%	+15
Misdemeanor	1,239	▲	+26.7%	+261
Other	63	▲	+10.5%	+6
<b>GRAND TOTAL</b>	<b>1,868</b>	▲	15.8%	+255

\* Compared to same time period as previous year  
 3/11/2024 12:13:57PM

\*\* Case Type Categories are defined in the 2017 Virginia Judicial Workload Assessment  
 Source: SCV-SQL-Information

2024 Overall GRAND TOTAL		Distribution of Caseload			Change*		Percentage (%) of Caseload		
<b>3,644</b>	+728 25.0%	<b>Criminal</b>	360	10%	35.3% ▲	+94	<b>Criminal</b>	2023 9.1%	2024 9.9%
2024	↑	<b>Traffic</b>	3,197	88%	25.6% ▲	+652	<b>Traffic</b>	87.3%	87.7%
2023		<b>Civil</b>	87	2%	-17.1% ▼	-18	<b>Civil</b>	3.6%	2.4%
		<b>GRAND TOTAL</b>	<b>3,644</b>	100%	25.0% ▲	+728	<b>GRAND TOTAL</b>	100%	100%

Dispositions by Division & Code

Division	Case Type Description	Code	Summary	Change	% Change	Absolute Change
<b>Criminal</b>	Misdemeanor	M	247	▲	+27.3%	+53
	Civil Violation	CV	49	▲	+96.0%	+24
	Show Cause	SC	30	▲	+57.9%	+11
	Felony	F	26	▲	+100.0%	+13
	Capias	CA	6	▼	-40.0%	-4
	Restricted Operators License	RL	2	▼	-60.0%	-3
	<b>Total</b>			<b>360</b>	<b>▲</b>	<b>35.3%</b>
<b>Traffic</b>	Infraction	I	2,245	▲	+30.5%	+525
	Misdemeanor	M	840	▲	+16.5%	+119
	Other	O	64	▼	-27.3%	-24
	Civil Violation	CV	25	▲	+2,400.0%	+24
	Felony	F	16	▲	+77.8%	+7
	Capias	CA	5	▲	+66.7%	+2
	Restricted Operators License	RL	1	▲	-	+1
	Show Cause	SC	1	▼	-66.7%	-2
<b>Total</b>			<b>3,197</b>	<b>▲</b>	<b>25.6%</b>	<b>+652</b>
<b>Civil</b>	Admin License	AL	63	▼	-31.5%	-29
	Impoundment	IM	13	▲	+30.0%	+3
	Bond Forfeiture	BF	7	▲	+600.0%	+6
	Other	OT	4	▲	+100.0%	+2
<b>Total</b>			<b>87</b>	<b>▼</b>	<b>-17.1%</b>	<b>-18</b>
<b>GRAND TOTAL</b>			<b>3,644</b>	<b>▲</b>	<b>25.0%</b>	<b>+728</b>

Dispositions by Major Case Category\*\*

Category	Summary	Change	% Change	Absolute Change
Felony	42	▲	+90.9%	+20
General Civil	4	▲	+100.0%	+2
Infraction/Civil Violation	2,383	▲	+29.9%	+549
Misdemeanor	1,090	▲	+18.5%	+170
Other	125	▲	-9.4%	-13
<b>GRAND TOTAL</b>	<b>3,644</b>	<b>▲</b>	<b>25.0%</b>	<b>+728</b>

\* Compared to same time period as previous year  
 3/11/2024 12:13:57PM

\*\* Case Type Categories are defined in the 2017 Virginia Judicial Workload Assessment  
 Source: SCV-SQL-Information

2024 Overall GRAND TOTAL		Distribution of Caseload			Change*		Percentage (%) of Caseload																																																													
2024	8,485	<table border="1"> <tr><td>Criminal</td><td>1,032</td><td>12%</td></tr> <tr><td>Traffic</td><td>2,755</td><td>32%</td></tr> <tr><td>Civil</td><td>4,244</td><td>50%</td></tr> <tr><td>Civil Commitments</td><td>454</td><td>5%</td></tr> <tr><td><b>GRAND TOTAL</b></td><td><b>8,485</b></td><td><b>100%</b></td></tr> </table>	Criminal	1,032	12%	Traffic	2,755	32%	Civil	4,244	50%	Civil Commitments	454	5%	<b>GRAND TOTAL</b>	<b>8,485</b>	<b>100%</b>	<table border="1"> <tr><td>Criminal</td><td>12.0%</td><td>12.2%</td></tr> <tr><td>Traffic</td><td>27.5%</td><td>32.5%</td></tr> <tr><td>Civil</td><td>54.3%</td><td>50.0%</td></tr> <tr><td>Civil Commitments</td><td>6.2%</td><td>5.4%</td></tr> <tr><td><b>GRAND TOTAL</b></td><td><b>100%</b></td><td><b>100%</b></td></tr> </table>	Criminal	12.0%	12.2%	Traffic	27.5%	32.5%	Civil	54.3%	50.0%	Civil Commitments	6.2%	5.4%	<b>GRAND TOTAL</b>	<b>100%</b>	<b>100%</b>	<table border="1"> <tr><td>2023</td><td>7,044</td></tr> <tr><td>2024</td><td>8,485</td></tr> <tr><td>Change</td><td>+1,441</td></tr> <tr><td>% Change</td><td>20.5%</td></tr> </table>	2023	7,044	2024	8,485	Change	+1,441	% Change	20.5%	<table border="1"> <tr><td>2023</td><td>31.1%</td><td>31.1%</td></tr> <tr><td>2024</td><td>31.1%</td><td>53.1%</td></tr> <tr><td>Change</td><td>0.0%</td><td>+22.0%</td></tr> <tr><td>% Change</td><td>0.0%</td><td>+71.0%</td></tr> </table>	2023	31.1%	31.1%	2024	31.1%	53.1%	Change	0.0%	+22.0%	% Change	0.0%	+71.0%	<table border="1"> <tr><td>2023</td><td>31.1%</td><td>31.1%</td></tr> <tr><td>2024</td><td>29.7%</td><td>53.1%</td></tr> <tr><td>Change</td><td>-1.4%</td><td>+22.0%</td></tr> <tr><td>% Change</td><td>-4.5%</td><td>+71.0%</td></tr> </table>	2023	31.1%	31.1%	2024	29.7%	53.1%	Change	-1.4%	+22.0%	% Change	-4.5%	+71.0%
Criminal	1,032		12%																																																																	
Traffic	2,755		32%																																																																	
Civil	4,244		50%																																																																	
Civil Commitments	454		5%																																																																	
<b>GRAND TOTAL</b>	<b>8,485</b>	<b>100%</b>																																																																		
Criminal	12.0%	12.2%																																																																		
Traffic	27.5%	32.5%																																																																		
Civil	54.3%	50.0%																																																																		
Civil Commitments	6.2%	5.4%																																																																		
<b>GRAND TOTAL</b>	<b>100%</b>	<b>100%</b>																																																																		
2023	7,044																																																																			
2024	8,485																																																																			
Change	+1,441																																																																			
% Change	20.5%																																																																			
2023	31.1%	31.1%																																																																		
2024	31.1%	53.1%																																																																		
Change	0.0%	+22.0%																																																																		
% Change	0.0%	+71.0%																																																																		
2023	31.1%	31.1%																																																																		
2024	29.7%	53.1%																																																																		
Change	-1.4%	+22.0%																																																																		
% Change	-4.5%	+71.0%																																																																		
2023	7,044																																																																			
	+1,441																																																																			
	29.7%																																																																			
	↑																																																																			

Dispositions by Division & Code

Division	Case Type Description	Code	Summary	Change	% Change	Absolute Change
<b>Criminal</b>	Misdemeanor	M	661	▲	+32.2%	+161
	Felony	F	237	▲	+41.1%	+69
	Show Cause	SC	59	▼	-15.7%	-11
	Capias	CA	42	▲	+75.0%	+18
	Civil Violation	CV	33	▲	+32.0%	+8
	<b>Total</b>			<b>1,032</b>	<b>▲</b>	<b>31.1%</b>
<b>Traffic</b>	Infraction	I	1,937	▲	+53.1%	+672
	Misdemeanor	M	777	▲	+50.0%	+259
	Felony	F	19	▲	+216.7%	+13
	Show Cause	SC	10	▲	+233.3%	+7
	Capias	CA	9	▲	-	+9
	Restricted Operators License	RL	3	▼	-57.1%	-4
	<b>Total</b>			<b>2,755</b>	<b>▲</b>	<b>53.1%</b>
<b>Civil</b>	Warrant in Debt	WD	1,345	▲	+23.7%	+258
	Unlawful Detainer	UD	1,284	▲	+3.0%	+37
	Garnishment	GA	1,084	▲	+48.9%	+356
	Other	OT	84	▼	-17.6%	-18
	Preliminary Protective Order	PP	76	▼	-18.3%	-17
	Bond Forfeiture	BF	67	▲	+294.1%	+50
	Protective Order	PO	56	▲	+3.7%	+2
	Show Cause	SC	53	▲	+55.9%	+19
	Admin License	AL	45	▼	-4.3%	-2
	Motion for Judgment	MJ	40	▼	-9.1%	-4
	Abstract	AJ	39	▲	+11.4%	+4
	Detinue	DT	33	▲	+6.5%	+2
	Interrogatory	IN	20	▼	-20.0%	-5
	Tenants Assertion	TA	10	▲	+25.0%	+2
	Counter Claim	CC	7	▲	+600.0%	+6
	Impoundment	IM	1	↔	-	-
Capias	CA	0	▼	-100.0%	-1	
<b>Total</b>			<b>4,244</b>	<b>▲</b>	<b>19.4%</b>	<b>+689</b>
<b>Civil Commitments</b>	Mental Commitment	MC	199	▼	-16.4%	-39
	Temporary Detention Order	TD	146	▲	+28.1%	+32
	Emergency Custody Order	EC	75	▲	+212.5%	+51
	Other	OT	23	▲	+43.8%	+7
	Medical Emergency Temporary Detention Order	MT	11	▲	+10.0%	+1
	Medical Emergency Custody Order	ME	0	▼	-100.0%	-1
<b>Total</b>			<b>454</b>	<b>▲</b>	<b>12.7%</b>	<b>+51</b>
<b>GRAND TOTAL</b>			<b>8,485</b>	<b>▲</b>	<b>29.7%</b>	<b>+1,941</b>

Dispositions by Major Case Category\*\*

Category	Summary	Change	% Change	Absolute Change
Felony	256	▲	+47.1%	+82
Garnishment	1,104	▲	+46.6%	+351
General Civil	1,446	▲	+22.0%	+261
Infraction/Civil Violation	1,970	▲	+52.7%	+680
Involuntary Civil Commitments	23	▲	+43.8%	+7
Landlord /Tenant	1,294	▲	+3.1%	+39

\* Compared to same time period as previous year  
 3/11/2024 12:13:57PM

\*\* Case Type Categories are defined in the 2017 Virginia Judicial Workload Assessment  
 Source: SCV-SQL-Information

**CPSS - GCMS CASELOAD STATISTICS OF THE GENERAL DISTRICT COURTS**  
 January 2024 thru February 2024 Dispositions (Compared to January 2023 thru February 2023)

Misdemeanor	1,441	▲	+40.6%	+416
Other	819	▲	+17.2%	+120
Protective Orders	132	▼	-10.2%	-15
<b>GRAND TOTAL</b>	<b>8,485</b>	▲	29.7%	+1,941

\* Compared to same time period as previous year  
 3/11/2024 12:13:57PM

\*\* Case Type Categories are defined in the 2017 Virginia Judicial Workload Assessment  
 Source: SCV-SQL-Information

2024 Overall GRAND TOTAL		Distribution of Caseload			Change*		Percentage (%) of Caseload		
<p>2024 <b>190</b> 2023 <b>107</b> ↑ +83 77.6%</p>	<b>Criminal</b>	27	14%	-30.8% ▼	-12	<b>Criminal</b>	2023 36.4%	2024 14.2%	
	<b>Traffic</b>	114	60%	322.2% ▲	+87	<b>Traffic</b>	25.2%	60.0%	
	<b>Civil</b>	49	26%	19.5% ▲	+8	<b>Civil</b>	38.3%	25.8%	
	<b>GRAND TOTAL</b>	<b>190</b>	100%	77.6% ▲	+83	<b>GRAND TOTAL</b>	100%	100%	

**Dispositions by Division & Code**

Division	Case Type Description	Code	Summary	Change	% Change	Absolute Change
<b>Criminal</b>	Misdemeanor	M	16	▼	-48.4%	-15
	Capias	CA	5	▲	+66.7%	+2
	Felony	F	4	▲	+100.0%	+2
	Restricted Operators License	RL	1	▲	-	+1
	Show Cause	SC	1	↔	-	-
	Civil Violation	CV	0	▼	-100.0%	-2
	<b>Total</b>			<b>27</b>	▼	<b>-30.8%</b>
<b>Traffic</b>	Infraction	I	96	▲	+500.0%	+80
	Misdemeanor	M	15	▲	+50.0%	+5
	Felony	F	1	↔	-	-
	Restricted Operators License	RL	1	▲	-	+1
	Show Cause	SC	1	▲	-	+1
	<b>Total</b>			<b>114</b>	▲	<b>322.2%</b>
<b>Civil</b>	Garnishment	GA	21	▼	-4.5%	-1
	Warrant in Debt	WD	19	▲	+171.4%	+12
	Unlawful Detainer	UD	3	▲	+50.0%	+1
	Preliminary Protective Order	PP	2	▼	-33.3%	-1
	Protective Order	PO	2	▼	-50.0%	-2
	Counter Claim	CC	1	▲	-	+1
	Other	OT	1	▼	-66.7%	-2
	<b>Total</b>			<b>49</b>	▲	<b>19.5%</b>
<b>GRAND TOTAL</b>			<b>190</b>	▲	77.6%	+83

**Dispositions by Major Case Category\*\***

Category	Summary	Change	% Change	Absolute Change
Felony	5	▲	+66.7%	+2
Garnishment	21	▼	-4.5%	-1
General Civil	19	▲	+171.4%	+12
Infraction/Civil Violation	96	▲	+433.3%	+78
Landlord /Tenant	3	▲	+50.0%	+1
Misdemeanor	33	▲	-19.5%	-8
Other	9	▲	+28.6%	+2
Protective Orders	4	▼	-42.9%	-3
<b>GRAND TOTAL</b>	<b>190</b>	▲	77.6%	+83

\* Compared to same time period as previous year  
 3/11/2024 12:13:57PM

\*\* Case Type Categories are defined in the 2017 Virginia Judicial Workload Assessment  
 Source: SCV-SQL-Information

2024 Overall GRAND TOTAL		Distribution of Caseload			Change*		Percentage (%) of Caseload		
<b>2,117</b>	+31 1.5%	<b>Criminal</b>	321	15%	23.0% ▲	+60	<b>Criminal</b>	2023 12.5%	2024 15.2%
2024	↑	<b>Traffic</b>	1,444	68%	5.5% ▲	+75	<b>Traffic</b>	65.6%	68.2%
2023		<b>Civil</b>	347	16%	-21.1% ▼	-93	<b>Civil</b>	21.1%	16.4%
		<b>Civil Commitments</b>	5	0%	-68.8% ▼	-11	<b>Civil Commitments</b>	0.8%	0.2%
		<b>GRAND TOTAL</b>	<b>2,117</b>	100%	1.5% ▲	+31	<b>GRAND TOTAL</b>	100%	100%

Dispositions by Division & Code

Division	Case Type Description	Code	Summary	Change	% Change	Absolute Change
<b>Criminal</b>	Misdemeanor	M	202	▲	+28.7%	+45
	Felony	F	66	▼	-1.5%	-1
	Capias	CA	24	▲	+26.3%	+5
	Show Cause	SC	18	▲	+50.0%	+6
	Civil Violation	CV	11	▲	+83.3%	+5
	<b>Total</b>			<b>321</b>	<b>▲</b>	<b>23.0%</b>
<b>Traffic</b>	Infraction	I	1,270	▲	+3.4%	+42
	Misdemeanor	M	161	▲	+32.0%	+39
	Show Cause	SC	5	↔		-
	Felony	F	4	▼	-33.3%	-2
	Capias	CA	3	▼	-62.5%	-5
	Restricted Operators License	RL	1	▲	-	+1
	<b>Total</b>			<b>1,444</b>	<b>▲</b>	<b>5.5%</b>
<b>Civil</b>	Warrant in Debt	WD	144	▼	-4.0%	-6
	Garnishment	GA	93	▼	-3.1%	-3
	Unlawful Detainer	UD	52	▼	-28.8%	-21
	Admin License	AL	17	▼	-5.6%	-1
	Other	OT	10	▲	-63.0%	-17
	Preliminary Protective Order	PP	10	▼	-52.4%	-11
	Impoundment	IM	6	▼	-50.0%	-6
	Bond Forfeiture	BF	3	▼	-25.0%	-1
	Protective Order	PO	3	▼	-62.5%	-5
	Abstract	AJ	2	↔		-
	Detinue	DT	2	▼	-89.5%	-17
	Interrogatory	IN	2	▼	-33.3%	-1
	Motion for Judgment	MJ	1	▼	-66.7%	-2
	Petition-Restore Arms	PR	1	▲	-	+1
	Show Cause	SC	1	▲	-	+1
	Counter Claim	CC	0	▼	-100.0%	-3
	Tenants Assertion	TA	0	▼	-100.0%	-1
<b>Total</b>			<b>347</b>	<b>▼</b>	<b>-21.1%</b>	<b>-93</b>
<b>Civil Commitments</b>	Temporary Detention Order	TD	3	▼	-66.7%	-6
	Emergency Custody Order	EC	1	▼	-85.7%	-6
	Mental Commitment	MC	1	▲	-	+1
<b>Total</b>			<b>5</b>	<b>▼</b>	<b>-68.8%</b>	<b>-11</b>
<b>GRAND TOTAL</b>			<b>2,117</b>	<b>▲</b>	<b>1.5%</b>	<b>+31</b>

Dispositions by Major Case Category\*\*

Category	Summary	Change	% Change	Absolute Change
Felony	70	▼	-4.1%	-3
Garnishment	95	▼	-4.0%	-4
General Civil	149	▲	-13.4%	-23
Infraction/Civil Violation	1,281	▲	+3.8%	+47
Landlord /Tenant	52	▼	-29.7%	-22
Misdemeanor	364	▲	+30.5%	+85
Other	93	▲	-26.2%	-33
Protective Orders	13	▼	-55.2%	-16

\* Compared to same time period as previous year  
 3/11/2024 12:13:57PM

\*\* Case Type Categories are defined in the 2017 Virginia Judicial Workload Assessment  
 Source: SCV-SQL-Information

---

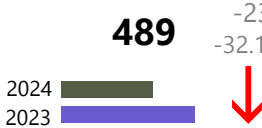
<i><b>GRAND TOTAL</b></i>	<b>2,117</b>	▲	1.5%	+31
---------------------------	--------------	---	------	-----

---

\* Compared to same time period as previous year  
3/11/2024 12:13:57PM

\*\* Case Type Categories are defined in the 2017 Virginia Judicial Workload Assessment  
Source: SCV-SQL-Information



2024 Overall GRAND TOTAL		Distribution of Caseload			Change*		Percentage (%) of Caseload		
<b>489</b>	-231 -32.1%	<b>Criminal</b>	63	13%	40.0% ▲	+18	<b>Criminal</b>	2023 6.3%	2024 12.9%
		<b>Traffic</b>	384	79%	-38.1% ▼	-236	<b>Traffic</b>	86.1%	78.5%
2024		<b>Civil</b>	41	8%	-21.2% ▼	-11	<b>Civil</b>	7.2%	8.4%
2023		<b>Civil Commitments</b>	1	0%	-66.7% ▼	-2	<b>Civil Commitments</b>	0.4%	0.2%
		<b>GRAND TOTAL</b>	<b>489</b>	100%	-32.1% ▼	-231	<b>GRAND TOTAL</b>	100%	100%

Dispositions by Division & Code

Division	Case Type Description	Code	Summary	Change	% Change	Absolute Change
<b>Criminal</b>	Misdemeanor	M	51	▲	+64.5%	+20
	Felony	F	8	▲	+166.7%	+5
	Civil Violation	CV	2	▼	-33.3%	-1
	Capias	CA	1	▼	-80.0%	-4
	Show Cause	SC	1	▼	-66.7%	-2
	<b>Total</b>			<b>63</b>	<b>▲</b>	<b>40.0%</b>
<b>Traffic</b>	Infraction	I	322	▼	-41.1%	-225
	Misdemeanor	M	61	▼	-14.1%	-10
	Restricted Operators License	RL	1	▲	-	+1
	Capias	CA	0	▼	-100.0%	-2
	<b>Total</b>			<b>384</b>	<b>▼</b>	<b>-38.1%</b>
<b>Civil</b>	Warrant in Debt	WD	17	▼	-19.0%	-4
	Garnishment	GA	10	▼	-9.1%	-1
	Unlawful Detainer	UD	4	▼	-42.9%	-3
	Other	OT	3	▼	-57.1%	-4
	Detinue	DT	2	▲	-	+2
	Preliminary Protective Order	PP	2	▲	+100.0%	+1
	Admin License	AL	1	▼	-50.0%	-1
	Counter Claim	CC	1	▲	-	+1
	Protective Order	PO	1	▼	-50.0%	-1
	Impoundment	IM	0	▼	-100.0%	-1
<b>Total</b>			<b>41</b>	<b>▼</b>	<b>-21.2%</b>	<b>-11</b>
<b>Civil Commitments</b>	Temporary Detention Order	TD	1	▼	-66.7%	-2
	<b>Total</b>			<b>1</b>	<b>▼</b>	<b>-66.7%</b>
<b>GRAND TOTAL</b>			<b>489</b>	<b>▼</b>	<b>-32.1%</b>	<b>-231</b>

Dispositions by Major Case Category\*\*

Category	Summary	Change	% Change	Absolute Change
Felony	8	▲	+166.7%	+5
Garnishment	10	▼	-9.1%	-1
General Civil	19	▲	-13.6%	-3
Infraction/Civil Violation	324	▼	-41.1%	-226
Landlord /Tenant	4	▼	-42.9%	-3
Misdemeanor	113	▲	+10.8%	+11
Other	8	▲	-63.6%	-14
Protective Orders	3	▲	-	0
<b>GRAND TOTAL</b>	<b>489</b>	<b>▼</b>	<b>-32.1%</b>	<b>-231</b>

\* Compared to same time period as previous year  
 3/11/2024 12:13:57PM

\*\* Case Type Categories are defined in the 2017 Virginia Judicial Workload Assessment  
 Source: SCV-SQL-Information

2024 Overall GRAND TOTAL		Distribution of Caseload			Change*		Percentage (%) of Caseload		
<b>729</b>	+67 10.1%	<b>Criminal</b>	75	10%	47.1% ▲	+24	<b>Criminal</b>	2023 7.7%	2024 10.3%
2024	↑	<b>Traffic</b>	540	74%	7.6% ▲	+38	<b>Traffic</b>	75.8%	74.1%
2023		<b>Civil</b>	114	16%	7.5% ▲	+8	<b>Civil</b>	16.0%	15.6%
		<b>Civil Commitments</b>	0	0%	-100.0% ▼	-3	<b>Civil Commitments</b>	0.5%	0.0%
		<b>GRAND TOTAL</b>	<b>729</b>	100%	10.1% ▲	+67	<b>GRAND TOTAL</b>	100%	100%

Dispositions by Division & Code

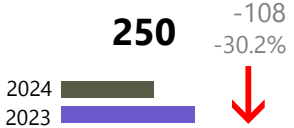
Division	Case Type Description	Code	Summary	Change	% Change	Absolute Change
<b>Criminal</b>	Misdemeanor	M	51	▲	+82.1%	+23
	Felony	F	15	▲	+66.7%	+6
	Capias	CA	6	↔		-
	Show Cause	SC	2	▼	-66.7%	-4
	Restricted Operators License	RL	1	↔		-
	Civil Violation	CV	0	▼	-100.0%	-1
	<b>Total</b>			<b>75</b>	<b>▲</b>	<b>47.1%</b>
<b>Traffic</b>	Infraction	I	463	▲	+6.2%	+27
	Misdemeanor	M	76	▲	+20.6%	+13
	Capias	CA	1	↔		-
	Show Cause	SC	0	▼	-100.0%	-2
	<b>Total</b>			<b>540</b>	<b>▲</b>	<b>7.6%</b>
<b>Civil</b>	Warrant in Debt	WD	48	▼	-9.4%	-5
	Garnishment	GA	35	▲	+40.0%	+10
	Unlawful Detainer	UD	18	▼	-5.3%	-1
	Other	OT	6	▲	+50.0%	+2
	Protective Order	PO	3	▲	+200.0%	+2
	Admin License	AL	2	▲	-	+2
	Abstract	AJ	1	▲	-	+1
	Preliminary Protective Order	PP	1	▼	-75.0%	-3
	<b>Total</b>			<b>114</b>	<b>▲</b>	<b>7.5%</b>
<b>Civil Commitments</b>	Emergency Custody Order	EC	0	▼	-100.0%	-1
	Temporary Detention Order	TD	0	▼	-100.0%	-2
	<b>Total</b>			<b>0</b>	<b>▼</b>	<b>-100.0%</b>
<b>GRAND TOTAL</b>			<b>729</b>	<b>▲</b>	<b>10.1%</b>	<b>+67</b>

Dispositions by Major Case Category\*\*

Category	Summary	Change	% Change	Absolute Change
Felony	15	▲	+66.7%	+6
Garnishment	35	▲	+40.0%	+10
General Civil	49	▲	-7.5%	-4
Infraction/Civil Violation	463	▼	+5.9%	+26
Landlord /Tenant	18	▼	-5.3%	-1
Misdemeanor	128	▲	+39.1%	+36
Other	17	▲	-22.7%	-5
Protective Orders	4	▲	-20.0%	-1
<b>GRAND TOTAL</b>	<b>729</b>	<b>▲</b>	<b>10.1%</b>	<b>+67</b>

\* Compared to same time period as previous year  
 3/11/2024 12:13:57PM

\*\* Case Type Categories are defined in the 2017 Virginia Judicial Workload Assessment  
 Source: SCV-SQL-Information

2024 Overall GRAND TOTAL		Distribution of Caseload			Change*		Percentage (%) of Caseload		
<b>250</b>	-108 -30.2%	<b>Criminal</b>	43	17%	48.3% ▲	+14	<b>Criminal</b>	2023 8.1%	2024 17.2%
		<b>Traffic</b>	139	56%	-52.4% ▼	-153	<b>Traffic</b>	81.6%	55.6%
		<b>Civil</b>	67	27%	86.1% ▲	+31	<b>Civil</b>	10.1%	26.8%
		<b>Civil Commitments</b>	1	0%	0.0%	0	<b>Civil Commitments</b>	0.3%	0.4%
		<b>GRAND TOTAL</b>	<b>250</b>	100%	-30.2% ▼	-108	<b>GRAND TOTAL</b>	100%	100%

Dispositions by Division & Code

Division	Case Type Description	Code	Summary	Change	% Change	Absolute Change
<b>Criminal</b>	Misdemeanor	M	31	▲	+47.6%	+10
	Felony	F	7	▲	+250.0%	+5
	Capias	CA	2	▲	-	+2
	Show Cause	SC	2	↔	-	-
	Civil Violation	CV	1	▼	-75.0%	-3
	<b>Total</b>			<b>43</b>	▲	<b>48.3%</b>
<b>Traffic</b>	Infraction	I	107	▼	-54.3%	-127
	Misdemeanor	M	32	▼	-41.8%	-23
	Capias	CA	0	▼	-100.0%	-1
	Felony	F	0	▼	-100.0%	-1
	Show Cause	SC	0	▼	-100.0%	-1
	<b>Total</b>			<b>139</b>	▼	<b>-52.4%</b>
<b>Civil</b>	Warrant in Debt	WD	25	▲	+150.0%	+15
	Garnishment	GA	14	▲	+16.7%	+2
	Unlawful Detainer	UD	8	▲	+60.0%	+3
	Other	OT	7	▲	+250.0%	+5
	Admin License	AL	6	▲	+500.0%	+5
	Preliminary Protective Order	PP	5	▲	+400.0%	+4
	Detinue	DT	1	▼	-50.0%	-1
	Impoundment	IM	1	▲	-	+1
	Interrogatory	IN	0	▼	-100.0%	-1
	Protective Order	PO	0	▼	-100.0%	-1
	Show Cause	SC	0	▼	-100.0%	-1
	<b>Total</b>			<b>67</b>	▲	<b>86.1%</b>
<b>Civil Commitments</b>	Temporary Detention Order	TD	1	▲	-	+1
	Emergency Custody Order	EC	0	▼	-100.0%	-1
	<b>Total</b>		<b>1</b>		<b>0.0%</b>	<b>0</b>
<b>GRAND TOTAL</b>			<b>250</b>	▼	-30.2%	-108

Dispositions by Major Case Category\*\*

Category	Summary	Change	% Change	Absolute Change
Felony	7	▲	+133.3%	+4
Garnishment	14	▼	+7.7%	+1
General Civil	27	▲	+125.0%	+15
Infraction/Civil Violation	108	▼	-54.6%	-130
Landlord /Tenant	8	▲	+60.0%	+3
Misdemeanor	63	▲	-17.1%	-13
Other	18	▲	+100.0%	+9
Protective Orders	5	▲	+150.0%	+3
<b>GRAND TOTAL</b>	<b>250</b>	▼	-30.2%	-108

\* Compared to same time period as previous year  
 3/11/2024 12:13:57PM

\*\* Case Type Categories are defined in the 2017 Virginia Judicial Workload Assessment  
 Source: SCV-SQL-Information

2024 Overall GRAND TOTAL		Distribution of Caseload			Change*		Percentage (%) of Caseload				
2024	283	Criminal	39	14%	56.0%	▲	+14	2023	14.2%	2024	13.8%
2023	+107 60.8%	Traffic	180	64%	80.0%	▲	+80	Traffic	56.8%	63.6%	
	↑	Civil	60	21%	20.0%	▲	+10	Civil	28.4%	21.2%	
		Civil Commitments	4	1%	300.0%	▲	+3	Civil Commitments	0.6%	1.4%	
		<b>GRAND TOTAL</b>	<b>283</b>	<b>100%</b>	<b>60.8%</b>	<b>▲</b>	<b>+107</b>	<b>GRAND TOTAL</b>	<b>100%</b>	<b>100%</b>	

Dispositions by Division & Code

Division	Case Type Description	Code	Summary	Change	% Change	Absolute Change
<b>Criminal</b>	Misdemeanor	M	21	▲	+10.5%	+2
	Felony	F	10	▲	+900.0%	+9
	Civil Violation	CV	4	▲	-	+4
	Capias	CA	2	▼	-50.0%	-2
	Show Cause	SC	2	▲	+100.0%	+1
	<b>Total</b>			<b>39</b>	<b>▲</b>	<b>56.0%</b>
<b>Traffic</b>	Infraction	I	147	▲	+83.8%	+67
	Misdemeanor	M	32	▲	+68.4%	+13
	Felony	F	1	▲	-	+1
	Show Cause	SC	0	▼	-100.0%	-1
	<b>Total</b>			<b>180</b>	<b>▲</b>	<b>80.0%</b>
<b>Civil</b>	Warrant in Debt	WD	26	▲	+18.2%	+4
	Unlawful Detainer	UD	9	▲	+125.0%	+5
	Garnishment	GA	6	▼	-25.0%	-2
	Other	OT	5	▲	+25.0%	+1
	Preliminary Protective Order	PP	4	▼	-20.0%	-1
	Admin License	AL	3	▼	-25.0%	-1
	Abstract	AJ	2	▲	-	+2
	Impoundment	IM	2	▲	-	+2
	Bond Forfeiture	BF	1	▲	-	+1
	Detinue	DT	1	▼	-50.0%	-1
	Protective Order	PO	1	↔	-	-
	<b>Total</b>			<b>60</b>	<b>▲</b>	<b>20.0%</b>
<b>Civil Commitments</b>	Emergency Custody Order	EC	3	▲	-	+3
	Temporary Detention Order	TD	1	↔	-	-
	<b>Total</b>			<b>4</b>	<b>▲</b>	<b>300.0%</b>
<b>GRAND TOTAL</b>			<b>283</b>	<b>▲</b>	<b>60.8%</b>	<b>+107</b>

Dispositions by Major Case Category\*\*

Category	Summary	Change	% Change	Absolute Change	
Felony	11	▲	+1,000.0%	+10	
Garnishment	6	▼	-25.0%	-2	
General Civil	28	▲	+16.7%	+4	
Infraction/Civil Violation	151	▲	+88.8%	+71	
Landlord /Tenant	9	▲	+125.0%	+5	
Misdemeanor	53	▲	+39.5%	+15	
Other	20	▲	+33.3%	+5	
Protective Orders	5	▼	-16.7%	-1	
<b>GRAND TOTAL</b>		<b>283</b>	<b>▲</b>	<b>60.8%</b>	<b>+107</b>

\* Compared to same time period as previous year  
 3/11/2024 12:13:57PM

\*\* Case Type Categories are defined in the 2017 Virginia Judicial Workload Assessment  
 Source: SCV-SQL-Information

2024 Overall GRAND TOTAL		Distribution of Caseload			Change*		Percentage (%) of Caseload		
<b>2,043</b>	-33 -1.6%	<b>Criminal</b>	286	14%	97.2% ▲	+141	<b>Criminal</b>	2023 7.0%	2024 14.0%
2024		<b>Traffic</b>	1,551	76%	-13.3% ▼	-237	<b>Traffic</b>	86.1%	75.9%
2023		<b>Civil</b>	205	10%	46.4% ▲	+65	<b>Civil</b>	6.7%	10.0%
		<b>Civil Commitments</b>	1	0%	-66.7% ▼	-2	<b>Civil Commitments</b>	0.1%	0.0%
		<b>GRAND TOTAL</b>	<b>2,043</b>	100%	-1.6% ▼	-33	<b>GRAND TOTAL</b>	100%	100%

Dispositions by Division & Code

Division	Case Type Description	Code	Summary	Change	% Change	Absolute Change
<b>Criminal</b>	Misdemeanor	M	142	▲	+42.0%	+42
	Felony	F	106	▲	+278.6%	+78
	Capias	CA	23	▲	+187.5%	+15
	Show Cause	SC	11	▲	+266.7%	+8
	Civil Violation	CV	4	▼	-33.3%	-2
	<b>Total</b>			<b>286</b>	<b>▲</b>	<b>97.2%</b>
<b>Traffic</b>	Infraction	I	974	▼	-22.9%	-289
	Misdemeanor	M	521	▲	+8.8%	+42
	Capias	CA	33	▲	+22.2%	+6
	Show Cause	SC	16	▲	+33.3%	+4
	Felony	F	6	▼	-14.3%	-1
	Civil Violation	CV	1	▲	-	+1
	<b>Total</b>			<b>1,551</b>	<b>▼</b>	<b>-13.3%</b>
<b>Civil</b>	Warrant in Debt	WD	95	▲	+53.2%	+33
	Garnishment	GA	53	▲	+47.2%	+17
	Admin License	AL	17	▲	+142.9%	+10
	Other	OT	11	▼	-8.3%	-1
	Preliminary Protective Order	PP	10	▲	+233.3%	+7
	Unlawful Detainer	UD	8	▼	-11.1%	-1
	Protective Order	PO	3	▲	+50.0%	+1
	Abstract	AJ	2	▲	+100.0%	+1
	Motion for Judgment	MJ	2	▲	-	+2
	Show Cause	SC	2	▲	-	+2
	Impoundment	IM	1	▼	-85.7%	-6
	Interrogatory	IN	1	▲	-	+1
	Counter Claim	CC	0	▼	-100.0%	-1
	<b>Total</b>			<b>205</b>	<b>▲</b>	<b>46.4%</b>
<b>Civil Commitments</b>	Temporary Detention Order	TD	1	↔	-	-
	Emergency Custody Order	EC	0	▼	-100.0%	-2
	<b>Total</b>			<b>1</b>	<b>▼</b>	<b>-66.7%</b>
<b>GRAND TOTAL</b>			<b>2,043</b>	<b>▼</b>	<b>-1.6%</b>	<b>-33</b>

Dispositions by Major Case Category\*\*

Category	Summary	Change	% Change	Absolute Change
Felony	112	▲	+220.0%	+77
Garnishment	54	▲	+50.0%	+18
General Civil	100	▲	+51.5%	+34
Infraction/Civil Violation	979	▲	-22.9%	-290
Landlord /Tenant	8	▼	-11.1%	-1
Misdemeanor	663	▲	+14.5%	+84
Other	114	▲	+48.1%	+37
Protective Orders	13	▲	+160.0%	+8
<b>GRAND TOTAL</b>	<b>2,043</b>	<b>▼</b>	<b>-1.6%</b>	<b>-33</b>

\* Compared to same time period as previous year  
 3/11/2024 12:13:57PM

\*\* Case Type Categories are defined in the 2017 Virginia Judicial Workload Assessment  
 Source: SCV-SQL-Information

2024 Overall GRAND TOTAL		Distribution of Caseload			Change*		Percentage (%) of Caseload		
<b>2,897</b>	+312 12.1%	<b>Criminal</b>	397	14%	-2.9% ▼	-12	<b>Criminal</b>	2023 15.8%	2024 13.7%
2024	↑	<b>Traffic</b>	1,370	47%	27.0% ▲	+291	<b>Traffic</b>	41.7%	47.3%
2023		<b>Civil</b>	779	27%	6.9% ▲	+50	<b>Civil</b>	28.2%	26.9%
		<b>Civil Commitments</b>	351	12%	-4.6% ▼	-17	<b>Civil Commitments</b>	14.2%	12.1%
		<b>GRAND TOTAL</b>	<b>2,897</b>	100%	12.1% ▲	+312	<b>GRAND TOTAL</b>	100%	100%

**Dispositions by Division & Code**

Division	Case Type Description	Code	Summary	Change	% Change	Absolute Change
<b>Criminal</b>	Misdemeanor	M	210	▼	-11.4%	-27
	Felony	F	87	▲	+42.6%	+26
	Capias	CA	66	▲	+32.0%	+16
	Show Cause	SC	19	▼	-53.7%	-22
	Civil Violation	CV	10	▼	-28.6%	-4
	Motion	MO	5	▼	-16.7%	-1
	<b>Total</b>			<b>397</b>	▼	<b>-2.9%</b>
<b>Traffic</b>	Infraction	I	1,044	▲	+29.5%	+238
	Misdemeanor	M	284	▲	+19.8%	+47
	Capias	CA	16	▲	+6.7%	+1
	Show Cause	SC	12	▼	-25.0%	-4
	Felony	F	8	▲	+60.0%	+3
	Civil Violation	CV	6	▲	-	+6
	<b>Total</b>			<b>1,370</b>	▲	<b>27.0%</b>
<b>Civil</b>	Warrant in Debt	WD	273	▲	+25.2%	+55
	Unlawful Detainer	UD	223	▲	+6.7%	+14
	Garnishment	GA	148	▼	-0.7%	-1
	Other	OT	44	▼	-36.2%	-25
	Preliminary Protective Order	PP	18	▼	-18.2%	-4
	Interrogatory	IN	17	▲	+183.3%	+11
	Admin License	AL	15	▲	+25.0%	+3
	Protective Order	PO	10	▼	-41.2%	-7
	Show Cause	SC	10	▲	+233.3%	+7
	Impoundment	IM	7	▲	+600.0%	+6
	Abstract	AJ	5	▼	-16.7%	-1
	Motion for Judgment	MJ	4	▼	-50.0%	-4
	Tenants Assertion	TA	3	▼	-57.1%	-4
	Counter Claim	CC	1	↔	-	-
	Overweight	OC	1	▲	-	+1
	Detinue	DT	0	▼	-100.0%	-1
<b>Total</b>			<b>779</b>	▲	<b>6.9%</b>	<b>+50</b>
<b>Civil Commitments</b>	Mental Commitment	MC	211	▼	-9.4%	-22
	Other	OT	103	▲	+9.6%	+9
	Temporary Detention Order	TD	30	▼	-14.3%	-5
	Emergency Custody Order	EC	7	▲	+16.7%	+1
<b>Total</b>			<b>351</b>	▼	<b>-4.6%</b>	<b>-17</b>
<b>GRAND TOTAL</b>			<b>2,897</b>	▲	12.1%	+312

**Dispositions by Major Case Category\*\***

Category	Summary	Change	% Change	Absolute Change
Felony	95	▲	+43.9%	+29
Garnishment	165	▲	+6.5%	+10
General Civil	280	▼	+21.2%	+49
Infraction/Civil Violation	1,061	▲	+29.4%	+241
Involuntary Civil Commitments	103	▲	+9.6%	+9
Landlord /Tenant	226	▼	+4.6%	+10
Misdemeanor	494	▲	+4.2%	+20

\* Compared to same time period as previous year  
 3/11/2024 12:13:57PM

\*\* Case Type Categories are defined in the 2017 Virginia Judicial Workload Assessment  
 Source: SCV-SQL-Information

**CPSS - GCMS CASELOAD STATISTICS OF THE GENERAL DISTRICT COURTS**  
January 2024 thru February 2024 Dispositions (Compared to January 2023 thru February 2023)

Other	445	▲	-9.2%	-45
Protective Orders	28	▼	-28.2%	-11
<b>GRAND TOTAL</b>	<b>2,897</b>	▲	12.1%	+312

\* Compared to same time period as previous year  
3/11/2024 12:13:57PM

\*\* Case Type Categories are defined in the 2017 Virginia Judicial Workload Assessment  
Source: SCV-SQL-Information

2024 Overall GRAND TOTAL		Distribution of Caseload			Change*		Percentage (%) of Caseload			
2024	4,273	Criminal	392	9%	23.3%	▲	+74	Criminal	2023	2024
2023	+1,819 74.1%	Traffic	3,246	76%	109.4%	▲	+1,696	Traffic	13.0%	9.2%
		Civil	620	15%	8.0%	▲	+46	Civil	63.2%	76.0%
		Civil Commitments	15	0%	25.0%	▲	+3	Civil Commitments	23.4%	14.5%
		<b>GRAND TOTAL</b>	<b>4,273</b>	<b>100%</b>	<b>74.1%</b>	<b>▲</b>	<b>+1,819</b>	<b>GRAND TOTAL</b>	<b>100%</b>	<b>100%</b>

Dispositions by Division & Code

Division	Case Type Description	Code	Summary	Change	% Change	Absolute Change
<b>Criminal</b>	Misdemeanor	M	192	▲	+11.6%	+20
	Felony	F	107	▲	+32.1%	+26
	Capias	CA	58	▲	+65.7%	+23
	Show Cause	SC	23	▼	-11.5%	-3
	Civil Violation	CV	12	▲	+200.0%	+8
	<b>Total</b>			<b>392</b>	<b>▲</b>	<b>23.3%</b>
<b>Traffic</b>	Infraction	I	2,620	▲	+115.3%	+1,403
	Misdemeanor	M	608	▲	+94.2%	+295
	Capias	CA	13	▲	+44.4%	+4
	Show Cause	SC	3	▼	-62.5%	-5
	Felony	F	2	▼	-33.3%	-1
	<b>Total</b>			<b>3,246</b>	<b>▲</b>	<b>109.4%</b>
<b>Civil</b>	Warrant in Debt	WD	195	▲	+7.1%	+13
	Garnishment	GA	161	▼	-4.2%	-7
	Unlawful Detainer	UD	152	▲	+19.7%	+25
	Other	OT	33	▲	+43.5%	+10
	Admin License	AL	16	▼	-5.9%	-1
	Impoundment	IM	15	▲	+25.0%	+3
	Preliminary Protective Order	PP	14	▲	+40.0%	+4
	Abstract	AJ	11	▲	+175.0%	+7
	Interrogatory	IN	6	▲	+200.0%	+4
	Detinue	DT	4	▲	-	+4
	Show Cause	SC	3	▲	+50.0%	+1
	Zoning Violation	ZO	3	▼	-50.0%	-3
	Motion for Judgment	MJ	2	▼	-75.0%	-6
	Protective Order	PO	2	▼	-75.0%	-6
	Counter Claim	CC	1	▲	-	+1
	Petition-Restore Arms	PR	1	▲	-	+1
	Tenants Assertion	TA	1	▼	-50.0%	-1
	Capias	CA	0	▼	-100.0%	-2
	Restricted Operators License	RL	0	▼	-100.0%	-1
<b>Total</b>			<b>620</b>	<b>▲</b>	<b>8.0%</b>	<b>+46</b>
<b>Civil Commitments</b>	Temporary Detention Order	TD	10	▲	+11.1%	+1
	Emergency Custody Order	EC	5	▲	+66.7%	+2
	<b>Total</b>			<b>15</b>	<b>▲</b>	<b>25.0%</b>
<b>GRAND TOTAL</b>			<b>4,273</b>	<b>▲</b>	<b>74.1%</b>	<b>+1,819</b>

Dispositions by Major Case Category\*\*

Category	Summary	Change	% Change	Absolute Change
Felony	109	▼	+29.8%	+25
Garnishment	167	▲	-1.8%	-3
General Civil	207	▲	+5.6%	+11
Infraction/Civil Violation	2,632	▲	+115.6%	+1,411
Landlord /Tenant	153	▼	+18.6%	+24
Misdemeanor	803	▼	+63.2%	+311
Other	186	▲	+29.2%	+42
Protective Orders	16	▼	-11.1%	-2

\* Compared to same time period as previous year  
 3/11/2024 12:13:57PM

\*\* Case Type Categories are defined in the 2017 Virginia Judicial Workload Assessment  
 Source: SCV-SQL-Information



**CPSS - GCMS CASELOAD STATISTICS OF THE GENERAL DISTRICT COURTS**  
January 2024 thru February 2024 Dispositions (Compared to January 2023 thru February 2023)

---

<i><b>GRAND TOTAL</b></i>	<b>4,273</b>	▲	74.1%	+1,819
---------------------------	--------------	---	-------	--------

---

\* Compared to same time period as previous year  
3/11/2024 12:13:57PM

\*\* Case Type Categories are defined in the 2017 Virginia Judicial Workload Assessment  
Source: SCV-SQL-Information

2024 Overall GRAND TOTAL		Distribution of Caseload			Change*		Percentage (%) of Caseload			
<b>701</b>	+46 7.0%	<b>Criminal</b>	116	17%	-6.5%	▼	-8	<b>Criminal</b>	2023 18.9%	2024 16.5%
2024	↑	<b>Traffic</b>	442	63%	12.2%	▲	+48	<b>Traffic</b>	60.2%	63.1%
2023		<b>Civil</b>	141	20%	6.0%	▲	+8	<b>Civil</b>	20.3%	20.1%
		<b>Civil Commitments</b>	2	0%	-50.0%	▼	-2	<b>Civil Commitments</b>	0.6%	0.3%
		<b>GRAND TOTAL</b>	<b>701</b>	100%	7.0%	▲	+46	<b>GRAND TOTAL</b>	100%	100%

Dispositions by Division & Code

Division	Case Type Description	Code	Summary	Change	% Change	Absolute Change
<b>Criminal</b>	Misdemeanor	M	67	▲	+4.7%	+3
	Felony	F	27	▼	-25.0%	-9
	Capias	CA	11	▼	-21.4%	-3
	Show Cause	SC	8	▲	+14.3%	+1
	Civil Violation	CV	3	↔		-
	<b>Total</b>			<b>116</b>	▼	<b>-6.5%</b>
<b>Traffic</b>	Infraction	I	325	▼	-1.2%	-4
	Misdemeanor	M	105	▲	+81.0%	+47
	Felony	F	5	▲	+150.0%	+3
	Show Cause	SC	5	▲	+25.0%	+1
	Capias	CA	2	▲	+100.0%	+1
	<b>Total</b>			<b>442</b>	▲	<b>12.2%</b>
<b>Civil</b>	Warrant in Debt	WD	51	▲	+13.3%	+6
	Garnishment	GA	31	▼	-35.4%	-17
	Protective Order	PO	11	▲	+175.0%	+7
	Other	OT	9	▲	+200.0%	+6
	Preliminary Protective Order	PP	9	▲	+350.0%	+7
	Unlawful Detainer	UD	9	▼	-40.0%	-6
	Detinue	DT	8	▼	-11.1%	-1
	Admin License	AL	4	▲	+33.3%	+1
	Zoning Violation	ZO	4	▲	-	+4
	Show Cause	SC	3	▲	+50.0%	+1
	Bond Forfeiture	BF	2	▲	-	+2
	Abstract	AJ	0	▼	-100.0%	-1
	Impoundment	IM	0	▼	-100.0%	-1
	<b>Total</b>			<b>141</b>	▲	<b>6.0%</b>
<b>Civil Commitments</b>	Emergency Custody Order	EC	2	▲	+100.0%	+1
	Temporary Detention Order	TD	0	▼	-100.0%	-3
	<b>Total</b>			<b>2</b>	▼	<b>-50.0%</b>
<b>GRAND TOTAL</b>			<b>701</b>	▲	7.0%	+46

Dispositions by Major Case Category\*\*

Category	Summary	Change	% Change	Absolute Change
Felony	32	▲	-15.8%	-6
Garnishment	31	▼	-35.4%	-17
General Civil	59	▲	+9.3%	+5
Infraction/Civil Violation	328	▼	-1.2%	-4
Landlord /Tenant	9	▼	-40.0%	-6
Misdemeanor	176	▲	+44.3%	+54
Other	46	▲	+15.0%	+6
Protective Orders	20	▲	+233.3%	+14
<b>GRAND TOTAL</b>	<b>701</b>	▲	7.0%	+46

\* Compared to same time period as previous year  
 3/11/2024 12:13:57PM

\*\* Case Type Categories are defined in the 2017 Virginia Judicial Workload Assessment  
 Source: SCV-SQL-Information

2024 Overall GRAND TOTAL		Distribution of Caseload			Change*		Percentage (%) of Caseload		
	<b>695</b>	<b>Criminal</b>	127	18%	42.7% ▲	+38	<b>Criminal</b>	2023	2024
	+204 41.5%	<b>Traffic</b>	439	63%	60.8% ▲	+166	<b>Traffic</b>	18.1%	18.3%
2024		<b>Civil</b>	125	18%	3.3% ▲	+4	<b>Civil</b>	55.6%	63.2%
2023		<b>Civil Commitments</b>	4	1%	-50.0% ▼	-4	<b>Civil Commitments</b>	24.6%	18.0%
		<b>GRAND TOTAL</b>	<b>695</b>	100%	41.5% ▲	+204	<b>GRAND TOTAL</b>	1.6%	0.6%
							<b>GRAND TOTAL</b>	100%	100%

**Dispositions by Division & Code**

Division	Case Type Description	Code	Summary	Change	% Change	Absolute Change
<b>Criminal</b>	Misdemeanor	M	88	▲	+69.2%	+36
	Felony	F	14	▼	-44.0%	-11
	Capias	CA	12	▲	+300.0%	+9
	Show Cause	SC	10	▲	+11.1%	+1
	Civil Violation	CV	3	▲	-	+3
	<b>Total</b>			<b>127</b>	<b>▲</b>	<b>42.7%</b>
<b>Traffic</b>	Infraction	I	353	▲	+58.3%	+130
	Misdemeanor	M	82	▲	+82.2%	+37
	Show Cause	SC	2	▼	-50.0%	-2
	Capias	CA	1	▲	-	+1
	Felony	F	1	↔	-	-
	<b>Total</b>			<b>439</b>	<b>▲</b>	<b>60.8%</b>
<b>Civil</b>	Warrant in Debt	WD	51	▲	+18.6%	+8
	Garnishment	GA	37	▲	+15.6%	+5
	Impoundment	IM	11	▲	+266.7%	+8
	Admin License	AL	7	▲	+133.3%	+4
	Other	OT	6	▼	-40.0%	-4
	Preliminary Protective Order	PP	5	▼	-44.4%	-4
	Unlawful Detainer	UD	5	▼	-61.5%	-8
	Protective Order	PO	2	▼	-50.0%	-2
	Motion for Judgment	MJ	1	▲	-	+1
	Detinue	DT	0	▼	-100.0%	-2
	Show Cause	SC	0	▼	-100.0%	-2
	<b>Total</b>			<b>125</b>	<b>▲</b>	<b>3.3%</b>
<b>Civil Commitments</b>	Temporary Detention Order	TD	3	▼	-57.1%	-4
	Emergency Custody Order	EC	1	↔	-	-
	<b>Total</b>		<b>4</b>	<b>▼</b>	<b>-50.0%</b>	<b>-4</b>
<b>GRAND TOTAL</b>			<b>695</b>	<b>▲</b>	<b>41.5%</b>	<b>+204</b>

**Dispositions by Major Case Category\*\***

Category	Summary	Change	% Change	Absolute Change	
Felony	15	▼	-42.3%	-11	
Garnishment	37	▲	+15.6%	+5	
General Civil	53	▲	+15.2%	+7	
Infraction/Civil Violation	356	▲	+59.6%	+133	
Landlord /Tenant	5	▼	-61.5%	-8	
Misdemeanor	170	▲	+75.3%	+73	
Other	52	▲	+26.8%	+11	
Protective Orders	7	▼	-46.2%	-6	
<b>GRAND TOTAL</b>		<b>695</b>	<b>▲</b>	<b>41.5%</b>	<b>+204</b>

\* Compared to same time period as previous year  
 3/11/2024 12:13:57PM

\*\* Case Type Categories are defined in the 2017 Virginia Judicial Workload Assessment  
 Source: SCV-SQL-Information

2024 Overall GRAND TOTAL		Distribution of Caseload			Change*		Percentage (%) of Caseload		
<b>751</b>	-66 -8.1%	<b>Criminal</b>	79	11%	-25.5% ▼	-27	<b>Criminal</b>	2023 13.0%	2024 10.5%
2024		<b>Traffic</b>	586	78%	1.0% ▲	+6	<b>Traffic</b>	71.0%	78.0%
2023		<b>Civil</b>	83	11%	-35.7% ▼	-46	<b>Civil</b>	15.8%	11.1%
		<b>Civil Commitments</b>	3	0%	50.0% ▲	+1	<b>Civil Commitments</b>	0.2%	0.4%
		<b>GRAND TOTAL</b>	<b>751</b>	100%	-8.1% ▼	-66	<b>GRAND TOTAL</b>	100%	100%

Dispositions by Division & Code

Division	Case Type Description	Code	Summary	Change	% Change	Absolute Change
<b>Criminal</b>	Misdemeanor	M	66	▲	+4.8%	+3
	Felony	F	8	↔		-
	Show Cause	SC	4	▼	-33.3%	-2
	Civil Violation	CV	1	↔		-
	Capias	CA	0	▼	-100.0%	-28
	<b>Total</b>			<b>79</b>	▼	<b>-25.5%</b>
<b>Traffic</b>	Infraction	I	469	▲	+9.1%	+39
	Misdemeanor	M	107	▲	+17.6%	+16
	Show Cause	SC	5	▼	-72.2%	-13
	Capias	CA	4	▼	-89.5%	-34
	Felony	F	1	▼	-66.7%	-2
	<b>Total</b>			<b>586</b>	▲	<b>1.0%</b>
<b>Civil</b>	Warrant in Debt	WD	41	▼	-4.7%	-2
	Garnishment	GA	26	▼	-23.5%	-8
	Unlawful Detainer	UD	4	▼	-69.2%	-9
	Admin License	AL	3	▲	+50.0%	+1
	Other	OT	3	▼	-78.6%	-11
	Preliminary Protective Order	PP	2	▼	-71.4%	-5
	Protective Order	PO	2	▼	-77.8%	-7
	Impoundment	IM	1	▼	-75.0%	-3
	Tenants Assertion	TA	1	▲	-	+1
	Interrogatory	IN	0	▼	-100.0%	-1
	Show Cause	SC	0	▼	-100.0%	-2
	<b>Total</b>			<b>83</b>	▼	<b>-35.7%</b>
<b>Civil Commitments</b>	Temporary Detention Order	TD	2	↔		-
	Emergency Custody Order	EC	1	▲	-	+1
	<b>Total</b>			<b>3</b>	▲	<b>50.0%</b>
<b>GRAND TOTAL</b>			<b>751</b>	▼	-8.1%	-66

Dispositions by Major Case Category\*\*

Category	Summary	Change	% Change	Absolute Change	
Felony	9	▼	-18.2%	-2	
Garnishment	26	▼	-25.7%	-9	
General Civil	41	▼	-6.8%	-3	
Infraction/Civil Violation	470	▲	+9.0%	+39	
Landlord /Tenant	5	▲	-61.5%	-8	
Misdemeanor	173	▲	+12.3%	+19	
Other	23	▲	-79.6%	-90	
Protective Orders	4	▼	-75.0%	-12	
<b>GRAND TOTAL</b>		<b>751</b>	▼	-8.1%	-66

\* Compared to same time period as previous year  
 3/11/2024 12:13:57PM

\*\* Case Type Categories are defined in the 2017 Virginia Judicial Workload Assessment  
 Source: SCV-SQL-Information

2024 Overall GRAND TOTAL		Distribution of Caseload			Change*		Percentage (%) of Caseload			
<b>566</b>	+23 4.2%	<b>Criminal</b>	24	4%	20.0%	▲	+4	<b>Criminal</b>	2023 3.7%	2024 4.2%
2024	↑	<b>Traffic</b>	444	78%	-6.3%	▼	-30	<b>Traffic</b>	87.3%	78.4%
2023		<b>Civil</b>	95	17%	106.5%	▲	+49	<b>Civil</b>	8.5%	16.8%
		<b>Civil Commitments</b>	3	1%	0.0%		0	<b>Civil Commitments</b>	0.6%	0.5%
		<b>GRAND TOTAL</b>	<b>566</b>	100%	4.2%	▲	+23	<b>GRAND TOTAL</b>	100%	100%

Dispositions by Division & Code

Division	Case Type Description	Code	Summary	Change	% Change	Absolute Change
<b>Criminal</b>	Misdemeanor	M	16	▲	+33.3%	+4
	Show Cause	SC	4	▲	+33.3%	+1
	Felony	F	3	▼	-25.0%	-1
	Capias	CA	1	↔		-
	<b>Total</b>		<b>24</b>	<b>▲</b>	<b>20.0%</b>	<b>+4</b>
<b>Traffic</b>	Infraction	I	385	▼	-4.2%	-17
	Misdemeanor	M	59	▼	-15.7%	-11
	Show Cause	SC	0	▼	-100.0%	-2
	<b>Total</b>		<b>444</b>	<b>▼</b>	<b>-6.3%</b>	<b>-30</b>
<b>Civil</b>	Warrant in Debt	WD	51	▲	+410.0%	+41
	Garnishment	GA	28	▲	+86.7%	+13
	Other	OT	6	▲	+200.0%	+4
	Preliminary Protective Order	PP	3	▼	-70.0%	-7
	Protective Order	PO	2	▲	-	+2
	Unlawful Detainer	UD	2	▼	-60.0%	-3
	Abstract	AJ	1	▲	-	+1
	Restricted Operators License	RL	1	▲	-	+1
	Show Cause	SC	1	▲	-	+1
	Detinue	DT	0	▼	-100.0%	-1
	Impoundment	IM	0	▼	-100.0%	-3
<b>Total</b>		<b>95</b>	<b>▲</b>	<b>106.5%</b>	<b>+49</b>	
<b>Civil Commitments</b>	Temporary Detention Order	TD	2	▼	-33.3%	-1
	Emergency Custody Order	EC	1	▲	-	+1
	<b>Total</b>		<b>3</b>		<b>0.0%</b>	<b>0</b>
<b>GRAND TOTAL</b>			<b>566</b>	<b>▲</b>	<b>4.2%</b>	<b>+23</b>

Dispositions by Major Case Category\*\*

Category	Summary	Change	% Change	Absolute Change
Felony	3	▼	-25.0%	-1
Garnishment	28	▲	+86.7%	+13
General Civil	51	▲	+325.0%	+39
Infraction/Civil Violation	385	▼	-4.2%	-17
Landlord /Tenant	2	▼	-60.0%	-3
Misdemeanor	76	▲	-7.3%	-6
Other	16	▲	+23.1%	+3
Protective Orders	5	▲	-50.0%	-5
<b>GRAND TOTAL</b>	<b>566</b>	<b>▲</b>	<b>4.2%</b>	<b>+23</b>

\* Compared to same time period as previous year  
 3/11/2024 12:13:57PM

\*\* Case Type Categories are defined in the 2017 Virginia Judicial Workload Assessment  
 Source: SCV-SQL-Information

2024 Overall GRAND TOTAL		Distribution of Caseload			Change*		Percentage (%) of Caseload		
<b>1,787</b>	+464 35.1%	<b>Criminal</b>	314	18%	11.3% ▲	+32	<b>Criminal</b>	2023 21.3%	2024 17.6%
2024	↑	<b>Traffic</b>	1,163	65%	65.9% ▲	+462	<b>Traffic</b>	53.0%	65.1%
2023		<b>Civil</b>	293	16%	-9.8% ▼	-32	<b>Civil</b>	24.6%	16.4%
		<b>Civil Commitments</b>	17	1%	13.3% ▲	+2	<b>Civil Commitments</b>	1.1%	1.0%
		<b>GRAND TOTAL</b>	<b>1,787</b>	100%	35.1% ▲	+464	<b>GRAND TOTAL</b>	100%	100%

Dispositions by Division & Code

Division	Case Type Description	Code	Summary	Change	% Change	Absolute Change
<b>Criminal</b>	Misdemeanor	M	201	▲	+24.1%	+39
	Felony	F	64	▲	+8.5%	+5
	Capias	CA	21	▼	-41.7%	-15
	Show Cause	SC	18	▼	-10.0%	-2
	Civil Violation	CV	9	▲	+80.0%	+4
	Restricted Operators License	RL	1	▲	-	+1
	<b>Total</b>			<b>314</b>	<b>▲</b>	<b>11.3%</b>
<b>Traffic</b>	Infraction	I	936	▲	+69.0%	+382
	Misdemeanor	M	209	▲	+72.7%	+88
	Show Cause	SC	9	▼	-18.2%	-2
	Capias	CA	5	▼	-58.3%	-7
	Felony	F	3	▲	+50.0%	+1
	Civil Violation	CV	1	▲	-	+1
	Restricted Operators License	RL	0	▼	-100.0%	-1
<b>Total</b>			<b>1,163</b>	<b>▲</b>	<b>65.9%</b>	<b>+462</b>
<b>Civil</b>	Garnishment	GA	103	▲	+58.5%	+38
	Warrant in Debt	WD	100	▼	-38.3%	-62
	Admin License	AL	20	▲	+53.8%	+7
	Other	OT	20	▼	-4.8%	-1
	Unlawful Detainer	UD	16	▼	-23.8%	-5
	Detinue	DT	11	▼	-38.9%	-7
	Preliminary Protective Order	PP	7	▼	-41.7%	-5
	Protective Order	PO	5	↔	-	-
	Impoundment	IM	4	▲	+100.0%	+2
	Bond Forfeiture	BF	3	▼	-25.0%	-1
	Interrogatory	IN	2	▲	-	+2
	Show Cause	SC	2	▲	-	+2
	Abstract	AJ	0	▼	-100.0%	-2
<b>Total</b>			<b>293</b>	<b>▼</b>	<b>-9.8%</b>	<b>-32</b>
<b>Civil Commitments</b>	Temporary Detention Order	TD	10	▲	+25.0%	+2
	Emergency Custody Order	EC	6	▼	-14.3%	-1
	Mental Commitment	MC	1	▲	-	+1
<b>Total</b>			<b>17</b>	<b>▲</b>	<b>13.3%</b>	<b>+2</b>
<b>GRAND TOTAL</b>			<b>1,787</b>	<b>▲</b>	<b>35.1%</b>	<b>+464</b>

Dispositions by Major Case Category\*\*

Category	Summary	Change	% Change	Absolute Change
Felony	67	▲	+9.8%	+6
Garnishment	105	▲	+61.5%	+40
General Civil	112	▼	-38.1%	-69
Infraction/Civil Violation	946	▲	+69.2%	+387
Landlord /Tenant	16	▼	-23.8%	-5
Misdemeanor	411	▲	+44.7%	+127
Other	118	▲	-12.6%	-17
Protective Orders	12	▼	-29.4%	-5
<b>GRAND TOTAL</b>	<b>1,787</b>	<b>▲</b>	<b>35.1%</b>	<b>+464</b>

\* Compared to same time period as previous year  
 3/11/2024 12:13:57PM

\*\* Case Type Categories are defined in the 2017 Virginia Judicial Workload Assessment  
 Source: SCV-SQL-Information



2024 Overall GRAND TOTAL		Distribution of Caseload			Change*		Percentage (%) of Caseload			
<b>361</b>	-62 -14.7%	<b>Criminal</b>	67	19%	-33.0%	▼	-33	<b>Criminal</b>	2023 23.6%	2024 18.6%
2024		<b>Traffic</b>	211	58%	-14.2%	▼	-35	<b>Traffic</b>	58.2%	58.4%
2023		<b>Civil</b>	82	23%	6.5%	▲	+5	<b>Civil</b>	18.2%	22.7%
		<b>Civil Commitments</b>	1	0%	-	▲	+1	<b>Civil Commitments</b>	0.0%	0.3%
		<b>GRAND TOTAL</b>	<b>361</b>	100%	-14.7%	▼	-62	<b>GRAND TOTAL</b>	100%	100%

Dispositions by Division & Code

Division	Case Type Description	Code	Summary	Change	% Change	Absolute Change
<b>Criminal</b>	Misdemeanor	M	41	▼	-19.6%	-10
	Felony	F	16	▲	+33.3%	+4
	Show Cause	SC	6	▼	-66.7%	-12
	Capias	CA	2	▼	-88.2%	-15
	Civil Violation	CV	2	↔		-
	<b>Total</b>			<b>67</b>	▼	<b>-33.0%</b>
<b>Traffic</b>	Infraction	I	171	▲	+41.3%	+50
	Misdemeanor	M	40	▼	-40.3%	-27
	Capias	CA	0	▼	-100.0%	-32
	Felony	F	0	▼	-100.0%	-1
	Show Cause	SC	0	▼	-100.0%	-25
	<b>Total</b>			<b>211</b>	▼	<b>-14.2%</b>
<b>Civil</b>	Garnishment	GA	25	▲	+13.6%	+3
	Warrant in Debt	WD	25	▲	+8.7%	+2
	Other	OT	11	▲		-
	Unlawful Detainer	UD	11	▲	+10.0%	+1
	Preliminary Protective Order	PP	5	↔		-
	Protective Order	PO	3	▲	+50.0%	+1
	Detinue	DT	1	↔		-
	Motion for Judgment	MJ	1	↔		-
	Abstract	AJ	0	▼	-100.0%	-1
	Admin License	AL	0	▼	-100.0%	-1
	<b>Total</b>			<b>82</b>	▲	<b>6.5%</b>
<b>Civil Commitments</b>	Temporary Detention Order	TD	1	▲	-	+1
<b>Total</b>			<b>1</b>	▲	-	<b>+1</b>
<b>GRAND TOTAL</b>			<b>361</b>	▼	-14.7%	-62

Dispositions by Major Case Category\*\*

Category	Summary	Change	% Change	Absolute Change
Felony	16	▼	+23.1%	+3
Garnishment	25	▲	+13.6%	+3
General Civil	28	▲	+12.0%	+3
Infraction/Civil Violation	173	▲	+40.7%	+50
Landlord /Tenant	11	▲	+10.0%	+1
Misdemeanor	81	▼	-31.4%	-37
Other	19	▲	-81.9%	-86
Protective Orders	8	▲	+14.3%	+1
<b>GRAND TOTAL</b>	<b>361</b>	▼	-14.7%	-62

\* Compared to same time period as previous year  
 3/11/2024 12:13:57PM

\*\* Case Type Categories are defined in the 2017 Virginia Judicial Workload Assessment  
 Source: SCV-SQL-Information



2024 Overall GRAND TOTAL		Distribution of Caseload			Change*		Percentage (%) of Caseload		
<b>2,506</b>	+473 23.3%	<b>Criminal</b>	265	11%	21.0% ▲	+46	<b>Criminal</b>	2023 10.8%	2024 10.6%
2024		<b>Traffic</b>	1,896	76%	23.8% ▲	+364	<b>Traffic</b>	75.4%	75.7%
2023		<b>Civil</b>	323	13%	20.1% ▲	+54	<b>Civil</b>	13.2%	12.9%
		<b>Civil Commitments</b>	22	1%	69.2% ▲	+9	<b>Civil Commitments</b>	0.6%	0.9%
		<b>GRAND TOTAL</b>	<b>2,506</b>	100%	23.3% ▲	+473	<b>GRAND TOTAL</b>	100%	100%

**Dispositions by Division & Code**

Division	Case Type Description	Code	Summary	Change	% Change	Absolute Change
<b>Criminal</b>	Misdemeanor	M	139	▲	+27.5%	+30
	Felony	F	58	▲	+16.0%	+8
	Capias	CA	31	▼	-6.1%	-2
	Show Cause	SC	30	▲	+42.9%	+9
	Civil Violation	CV	7	▲	+16.7%	+1
	<b>Total</b>			<b>265</b>	<b>▲</b>	<b>21.0%</b>
<b>Traffic</b>	Infraction	I	1,376	▲	+20.9%	+238
	Misdemeanor	M	499	▲	+38.2%	+138
	Capias	CA	12	▼	-52.0%	-13
	Felony	F	5	▼	-16.7%	-1
	Show Cause	SC	4	▲	+300.0%	+3
	Civil Violation	CV	0	▼	-100.0%	-1
	<b>Total</b>			<b>1,896</b>	<b>▲</b>	<b>23.8%</b>
<b>Civil</b>	Warrant in Debt	WD	117	▲	+50.0%	+39
	Garnishment	GA	77	▼	-1.3%	-1
	Unlawful Detainer	UD	41	▲	+46.4%	+13
	Detinue	DT	23	▼	-20.7%	-6
	Other	OT	15	▲	+7.1%	+1
	Bond Forfeiture	BF	14	▲	+40.0%	+4
	Admin License	AL	11	▲	+37.5%	+3
	Preliminary Protective Order	PP	8	↔		-
	Abstract	AJ	4	▲	+33.3%	+1
	Impoundment	IM	4	▲	+100.0%	+2
	Protective Order	PO	3	▼	-50.0%	-3
	Interrogatory	IN	2	▼	-50.0%	-2
	Motion for Judgment	MJ	2	▲	+100.0%	+1
	Show Cause	SC	2	▲	-	+2
	<b>Total</b>			<b>323</b>	<b>▲</b>	<b>20.1%</b>
<b>Civil Commitments</b>	Temporary Detention Order	TD	14	▲	+40.0%	+4
	Emergency Custody Order	EC	8	▲	+166.7%	+5
	<b>Total</b>			<b>22</b>	<b>▲</b>	<b>69.2%</b>
<b>GRAND TOTAL</b>			<b>2,506</b>	<b>▲</b>	<b>23.3%</b>	<b>+473</b>

**Dispositions by Major Case Category\*\***

Category	Summary	Change	% Change	Absolute Change
Felony	63	▼	+12.5%	+7
Garnishment	79	▼	-3.7%	-3
General Civil	144	▲	+33.3%	+36
Infraction/Civil Violation	1,383	▼	+20.8%	+238
Landlord /Tenant	41	▲	+46.4%	+13
Misdemeanor	638	▲	+35.7%	+168
Other	147	▲	+13.1%	+17
Protective Orders	11	▼	-21.4%	-3
<b>GRAND TOTAL</b>	<b>2,506</b>	<b>▲</b>	<b>23.3%</b>	<b>+473</b>

\* Compared to same time period as previous year  
 3/11/2024 12:13:57PM

\*\* Case Type Categories are defined in the 2017 Virginia Judicial Workload Assessment  
 Source: SCV-SQL-Information

2024 Overall GRAND TOTAL		Distribution of Caseload			Change*	Percentage (%) of Caseload			
<b>1,274</b>	-145 -10.2%	<b>Criminal</b>	196	15%	25.6% ▲	+40	<b>Criminal</b>	2023 11.0%	2024 15.4%
2024		<b>Traffic</b>	795	62%	-19.1% ▼	-188	<b>Traffic</b>	69.3%	62.4%
2023		<b>Civil</b>	269	21%	3.9% ▲	+10	<b>Civil</b>	18.3%	21.1%
		<b>Civil Commitments</b>	14	1%	-33.3% ▼	-7	<b>Civil Commitments</b>	1.5%	1.1%
		<b>GRAND TOTAL</b>	<b>1,274</b>	100%	-10.2% ▼	-145	<b>GRAND TOTAL</b>	100%	100%

Dispositions by Division & Code

Division	Case Type Description	Code	Summary	Change	% Change	Absolute Change
<b>Criminal</b>	Misdemeanor	M	136	▲	+86.3%	+63
	Show Cause	SC	23	▼	-11.5%	-3
	Capias	CA	18	▼	-25.0%	-6
	Felony	F	13	▼	-51.9%	-14
	Civil Violation	CV	6	↔		-
	<b>Total</b>			<b>196</b>	<b>▲</b>	<b>25.6%</b>
<b>Traffic</b>	Infraction	I	665	▼	-23.4%	-203
	Misdemeanor	M	123	▲	+10.8%	+12
	Capias	CA	6	▲	+500.0%	+5
	Show Cause	SC	1	▼	-66.7%	-2
	<b>Total</b>			<b>795</b>	<b>▼</b>	<b>-19.1%</b>
<b>Civil</b>	Warrant in Debt	WD	68	▲	+3.0%	+2
	Garnishment	GA	65	▼	-3.0%	-2
	Unlawful Detainer	UD	57	▼	-1.7%	-1
	Detinue	DT	28	▼	-6.7%	-2
	Admin License	AL	20	▲	+66.7%	+8
	Other	OT	17	▼	+13.3%	+2
	Protective Order	PO	6	▲	+20.0%	+1
	Preliminary Protective Order	PP	5	↔		-
	Interrogatory	IN	2	▲	-	+2
	Show Cause	SC	1	▲	-	+1
	Impoundment	IM	0	▼	-100.0%	-1
	<b>Total</b>			<b>269</b>	<b>▲</b>	<b>3.9%</b>
<b>Civil Commitments</b>	Temporary Detention Order	TD	8	▼	-33.3%	-4
	Emergency Custody Order	EC	5	▼	-37.5%	-3
	Medical Emergency Temporary Detention Order	MT	1	▲	-	+1
	Medical Emergency Custody Order	ME	0	▼	-100.0%	-1
	<b>Total</b>			<b>14</b>	<b>▼</b>	<b>-33.3%</b>
<b>GRAND TOTAL</b>			<b>1,274</b>	<b>▼</b>	<b>-10.2%</b>	<b>-145</b>

Dispositions by Major Case Category\*\*

Category	Summary	Change	% Change	Absolute Change
Felony	13	▼	-51.9%	-14
Garnishment	67	▲		0
General Civil	96	▼	-2.0%	-2
Infraction/Civil Violation	671	▼	-23.2%	-203
Landlord /Tenant	57	▼	-1.7%	-1
Misdemeanor	259	▲	+40.8%	+75
Other	100	▲	-1.0%	-1
Protective Orders	11	▲	+10.0%	+1
<b>GRAND TOTAL</b>	<b>1,274</b>	<b>▼</b>	<b>-10.2%</b>	<b>-145</b>

\* Compared to same time period as previous year  
 3/11/2024 12:13:57PM

\*\* Case Type Categories are defined in the 2017 Virginia Judicial Workload Assessment  
 Source: SCV-SQL-Information

2024 Overall GRAND TOTAL		Distribution of Caseload			Change*		Percentage (%) of Caseload			
2024	491									
2023										
	+60									
	13.9%									
	↑									
		<b>Criminal</b>	66	13%	46.7%	▲	+21	<b>Criminal</b>	10.4%	13.4%
		<b>Traffic</b>	320	65%	11.5%	▲	+33	<b>Traffic</b>	66.6%	65.2%
		<b>Civil</b>	105	21%	8.2%	▲	+8	<b>Civil</b>	22.5%	21.4%
		<b>Civil Commitments</b>	0	0%	-100.0%	▼	-2	<b>Civil Commitments</b>	0.5%	0.0%
		<b>GRAND TOTAL</b>	<b>491</b>	<b>100%</b>	<b>13.9%</b>	<b>▲</b>	<b>+60</b>	<b>GRAND TOTAL</b>	<b>100%</b>	<b>100%</b>

Dispositions by Division & Code

Division	Case Type Description	Code	Summary	Change	% Change	Absolute Change
<b>Criminal</b>	Misdemeanor	M	37	▲	+12.1%	+4
	Felony	F	18	▲	+125.0%	+10
	Show Cause	SC	6	▲	+500.0%	+5
	Capias	CA	4	▲	+300.0%	+3
	Civil Violation	CV	1	▼	-50.0%	-1
	<b>Total</b>			<b>66</b>	<b>▲</b>	<b>46.7%</b>
<b>Traffic</b>	Infraction	I	246	▲	+15.5%	+33
	Misdemeanor	M	66	▼	-5.7%	-4
	Show Cause	SC	5	▲	+66.7%	+2
	Capias	CA	2	▲	+100.0%	+1
	Felony	F	1	▲	-	+1
	<b>Total</b>			<b>320</b>	<b>▲</b>	<b>11.5%</b>
<b>Civil</b>	Warrant in Debt	WD	53	▲	+43.2%	+16
	Garnishment	GA	31	↔	-	-
	Admin License	AL	7	▼	-12.5%	-1
	Unlawful Detainer	UD	4	▼	-55.6%	-5
	Detinue	DT	3	▲	-	+3
	Protective Order	PO	3	▲	+50.0%	+1
	Abstract	AJ	2	▲	+100.0%	+1
	Impoundment	IM	1	▼	-50.0%	-1
	Petition-Restore Arms	PR	1	▲	-	+1
	Other	OT	0	▼	-100.0%	-4
	Preliminary Protective Order	PP	0	▼	-100.0%	-1
	Show Cause	SC	0	▼	-100.0%	-2
	<b>Total</b>			<b>105</b>	<b>▲</b>	<b>8.2%</b>
<b>Civil Commitments</b>	Emergency Custody Order	EC	0	▼	-100.0%	-1
	Temporary Detention Order	TD	0	▼	-100.0%	-1
	<b>Total</b>		<b>0</b>	<b>▼</b>	<b>-100.0%</b>	<b>-2</b>
<b>GRAND TOTAL</b>			<b>491</b>	<b>▲</b>	<b>13.9%</b>	<b>+60</b>

Dispositions by Major Case Category\*\*

Category	Summary	Change	% Change	Absolute Change	
Felony	19	▲	+137.5%	+11	
Garnishment	31	↔	-	0	
General Civil	57	▲	+54.1%	+20	
Infraction/Civil Violation	247	▼	+14.9%	+32	
Landlord /Tenant	4	▼	-55.6%	-5	
Misdemeanor	103	▲	-	0	
Other	27	▲	+8.0%	+2	
Protective Orders	3	▼	-	0	
<b>GRAND TOTAL</b>		<b>491</b>	<b>▲</b>	<b>13.9%</b>	<b>+60</b>

\* Compared to same time period as previous year  
 3/11/2024 12:13:57PM

\*\* Case Type Categories are defined in the 2017 Virginia Judicial Workload Assessment  
 Source: SCV-SQL-Information

2024 Overall GRAND TOTAL		Distribution of Caseload			Change*		Percentage (%) of Caseload		
<b>2,311</b>	+526 29.5%	<b>Criminal</b>	159	7%	67.4% ▲	+64	<b>Criminal</b>	2023 5.3%	2024 6.9%
2024		<b>Traffic</b>	1,700	74%	29.4% ▲	+386	<b>Traffic</b>	73.6%	73.6%
2023		<b>Civil</b>	303	13%	10.6% ▲	+29	<b>Civil</b>	15.4%	13.1%
		<b>Civil Commitments</b>	149	6%	46.1% ▲	+47	<b>Civil Commitments</b>	5.7%	6.4%
		<b>GRAND TOTAL</b>	<b>2,311</b>	100%	29.5% ▲	+526	<b>GRAND TOTAL</b>	100%	100%

Dispositions by Division & Code

Division	Case Type Description	Code	Summary	Change	% Change	Absolute Change
<b>Criminal</b>	Misdemeanor	M	99	▲	+90.4%	+47
	Felony	F	40	▲	+73.9%	+17
	Capias	CA	12	▲	+20.0%	+2
	Civil Violation	CV	6	▼	-14.3%	-1
	Show Cause	SC	2	▼	-33.3%	-1
	<b>Total</b>			<b>159</b>	<b>▲</b>	<b>67.4%</b>
<b>Traffic</b>	Infraction	I	1,205	▲	+27.5%	+260
	Misdemeanor	M	461	▲	+32.9%	+114
	Capias	CA	34	▲	+78.9%	+15
	Restricted Operators License	RL	0	▼	-100.0%	-1
	Show Cause	SC	0	▼	-100.0%	-2
	<b>Total</b>			<b>1,700</b>	<b>▲</b>	<b>29.4%</b>
<b>Civil</b>	Warrant in Debt	WD	132	▲	+83.3%	+60
	Garnishment	GA	96	▲	+18.5%	+15
	Unlawful Detainer	UD	38	▼	-42.4%	-28
	Other	OT	16	▼	-20.0%	-4
	Motion for Judgment	MJ	4	▲	+300.0%	+3
	Preliminary Protective Order	PP	4	▼	-55.6%	-5
	Protective Order	PO	4	▼	-20.0%	-1
	Admin License	AL	3	▼	-50.0%	-3
	Abstract	AJ	2	▼	-33.3%	-1
	Detinue	DT	2	↔		-
	Interrogatory-Not	IC	1	▲	-	+1
	Show Cause	SC	1	▼	-87.5%	-7
	Petition-Restore Arms	PR	0	▼	-100.0%	-1
	<b>Total</b>			<b>303</b>	<b>▲</b>	<b>10.6%</b>
<b>Civil Commitments</b>	Other	OT	80	▲	+66.7%	+32
	Mental Commitment	MC	55	▲	+41.0%	+16
	Emergency Custody Order	EC	7	▼	-50.0%	-7
	Temporary Detention Order	TD	7	▲	+600.0%	+6
	<b>Total</b>			<b>149</b>	<b>▲</b>	<b>46.1%</b>
<b>GRAND TOTAL</b>			<b>2,311</b>	<b>▲</b>	<b>29.5%</b>	<b>+526</b>

Dispositions by Major Case Category\*\*

Category	Summary	Change	% Change	Absolute Change
Felony	40	▲	+73.9%	+17
Garnishment	96	▲	+18.5%	+15
General Civil	138	▲	+81.6%	+62
Infraction/Civil Violation	1,211	▲	+27.2%	+259
Involuntary Civil Commitments	80	▲	+66.7%	+32
Landlord /Tenant	38	▼	-42.4%	-28
Misdemeanor	560	▲	+40.0%	+160
Other	140	▲	+12.0%	+15
Protective Orders	8	▼	-42.9%	-6
<b>GRAND TOTAL</b>	<b>2,311</b>	<b>▲</b>	<b>29.5%</b>	<b>+526</b>

\* Compared to same time period as previous year  
 3/11/2024 12:13:57PM

\*\* Case Type Categories are defined in the 2017 Virginia Judicial Workload Assessment  
 Source: SCV-SQL-Information



2024 Overall GRAND TOTAL		Distribution of Caseload			Change*		Percentage (%) of Caseload		
<b>905</b>	+153 20.3%	<b>Criminal</b>	123	14%	-10.2% ▼	-14	<b>Criminal</b>	2023 18.2%	2024 13.6%
2024		<b>Traffic</b>	547	60%	27.5% ▲	+118	<b>Traffic</b>	57.0%	60.4%
2023		<b>Civil</b>	144	16%	13.4% ▲	+17	<b>Civil</b>	16.9%	15.9%
		<b>Civil Commitments</b>	91	10%	54.2% ▲	+32	<b>Civil Commitments</b>	7.8%	10.1%
		<b>GRAND TOTAL</b>	<b>905</b>	100%	20.3% ▲	+153	<b>GRAND TOTAL</b>	100%	100%

**Dispositions by Division & Code**

Division	Case Type Description	Code	Summary	Change	% Change	Absolute Change
<b>Criminal</b>	Misdemeanor	M	82	▲	+34.4%	+21
	Felony	F	21	▼	-63.2%	-36
	Show Cause	SC	10	▲	+100.0%	+5
	Capias	CA	6	↔		-
	Civil Violation	CV	4	▼	-50.0%	-4
	<b>Total</b>			<b>123</b>	▼	<b>-10.2%</b>
<b>Traffic</b>	Infraction	I	417	▲	+24.5%	+82
	Misdemeanor	M	113	▲	+39.5%	+32
	Show Cause	SC	10	▲	+25.0%	+2
	Capias	CA	6	▲	+100.0%	+3
	Felony	F	1	▼	-50.0%	-1
	<b>Total</b>			<b>547</b>	▲	<b>27.5%</b>
<b>Civil</b>	Warrant in Debt	WD	61	▲	+41.9%	+18
	Garnishment	GA	23	▼	-32.4%	-11
	Detinue	DT	22	▲	+266.7%	+16
	Unlawful Detainer	UD	14	▼	-50.0%	-14
	Other	OT	9	▲	+28.6%	+2
	Preliminary Protective Order	PP	7	▲	+250.0%	+5
	Protective Order	PO	3	▲	+200.0%	+2
	Admin License	AL	2	↔		-
	Abstract	AJ	1	▲	-	+1
	Motion for Judgment	MJ	1	▼	-50.0%	-1
	Show Cause	SC	1	▲	-	+1
	Interrogatory	IN	0	▼	-100.0%	-2
	<b>Total</b>			<b>144</b>	▲	<b>13.4%</b>
<b>Civil Commitments</b>	Mental Commitment	MC	64	▲	+28.0%	+14
	Other	OT	13	▲	-	+13
	Temporary Detention Order	TD	10	▲	+42.9%	+3
	Emergency Custody Order	EC	4	▲	+100.0%	+2
	<b>Total</b>			<b>91</b>	▲	<b>54.2%</b>
<b>GRAND TOTAL</b>			<b>905</b>	▲	20.3%	+153

**Dispositions by Major Case Category\*\***

Category	Summary	Change	% Change	Absolute Change
Felony	22	▼	-62.7%	-37
Garnishment	23	▼	-36.1%	-13
General Civil	84	▲	+64.7%	+33
Infraction/Civil Violation	421	▼	+22.7%	+78
Involuntary Civil Commitments	13	▲	-	+13
Landlord /Tenant	14	▼	-50.0%	-14
Misdemeanor	195	▲	+37.3%	+53
Other	123	▲	+36.7%	+33
Protective Orders	10	▲	+233.3%	+7
<b>GRAND TOTAL</b>	<b>905</b>	▲	20.3%	+153

\* Compared to same time period as previous year  
 3/11/2024 12:13:57PM

\*\* Case Type Categories are defined in the 2017 Virginia Judicial Workload Assessment  
 Source: SCV-SQL-Information

2024 Overall GRAND TOTAL		Distribution of Caseload			Change*		Percentage (%) of Caseload		
	<b>4,196</b>	<b>Criminal</b>	608	14%	74.7% ▲	+260	<b>Criminal</b>	2023: 8.9%	2024: 14.5%
		<b>Traffic</b>	1,600	38%	-9.6% ▼	-170	<b>Traffic</b>	45.0%	38.1%
		<b>Civil</b>	1,382	33%	2.5% ▲	+34	<b>Civil</b>	34.3%	32.9%
		<b>Civil Commitments</b>	606	14%	30.0% ▲	+140	<b>Civil Commitments</b>	11.9%	14.4%
		<b>GRAND TOTAL</b>	<b>4,196</b>	100%	6.7% ▲	+264	<b>GRAND TOTAL</b>	100%	100%

**Dispositions by Division & Code**

Division	Case Type Description	Code	Summary	Change	% Change	Absolute Change
<b>Criminal</b>	Misdemeanor	M	302	▲	+74.6%	+129
	Felony	F	170	▲	+70.0%	+70
	Capias	CA	78	▲	+69.6%	+32
	Show Cause	SC	54	▲	+145.5%	+32
	Civil Violation	CV	4	▼	-42.9%	-3
	<b>Total</b>			<b>608</b>	<b>▲</b>	<b>74.7%</b>
<b>Traffic</b>	Infraction	I	1,018	▼	-21.6%	-280
	Misdemeanor	M	527	▲	+20.3%	+89
	Capias	CA	19	▲	+46.2%	+6
	Felony	F	12	▲	+71.4%	+5
	Show Cause	SC	12	▲	+1,100.0%	+11
	Restricted Operators License	RL	9	▲	+200.0%	+6
	Other	O	2	▼	-71.4%	-5
	Civil Violation	CV	1	▼	-66.7%	-2
	<b>Total</b>			<b>1,600</b>	<b>▼</b>	<b>-9.6%</b>
<b>Civil</b>	Unlawful Detainer	UD	563	▼	-7.7%	-47
	Garnishment	GA	395	▲	+21.9%	+71
	Warrant in Debt	WD	292	▲	+11.0%	+29
	Other	OT	30	▼	-33.3%	-15
	Bond Forfeiture	BF	24	▲	+700.0%	+21
	Preliminary Protective Order	PP	21	▲	+31.3%	+5
	Protective Order	PO	16	▲	+45.5%	+5
	Show Cause	SC	16	▼	-38.5%	-10
	Abstract	AJ	10	▼	-50.0%	-10
	Motion for Judgment	MJ	6	▼	-25.0%	-2
	Tenants Assertion	TA	4	▲	+300.0%	+3
	Interrogatory	IN	3	▲	-	+3
	Detinue	DT	1	▼	-92.9%	-13
	Petition-Restore Arms	PR	1	▼	-75.0%	-3
	Admin License	AL	0	▼	-100.0%	-2
	Mechanic's Lien	ML	0	▼	-100.0%	-1
<b>Total</b>			<b>1,382</b>	<b>▲</b>	<b>2.5%</b>	<b>+34</b>
<b>Civil Commitments</b>	Mental Commitment	MC	406	▲	+22.7%	+75
	Other	OT	166	▲	+39.5%	+47
	Temporary Detention Order	TD	22	▲	+120.0%	+12
	Emergency Custody Order	EC	11	▲	+83.3%	+5
	Medical Emergency Temporary Detention Order	MT	1	▲	-	+1
<b>Total</b>			<b>606</b>	<b>▲</b>	<b>30.0%</b>	<b>+140</b>
<b>GRAND TOTAL</b>			<b>4,196</b>	<b>▲</b>	<b>6.7%</b>	<b>+264</b>

**Dispositions by Major Case Category\*\***

Category	Summary	Change	% Change	Absolute Change
Felony	182	▲	+70.1%	+75
Garnishment	398	▲	+22.8%	+74
General Civil	300	▼	+2.0%	+6
Infraction/Civil Violation	1,025	▼	-22.1%	-290
Involuntary Civil Commitments	166	▲	+39.5%	+47
Landlord /Tenant	567	▲	-7.2%	-44

\* Compared to same time period as previous year  
 3/11/2024 12:13:57PM

\*\* Case Type Categories are defined in the 2017 Virginia Judicial Workload Assessment  
 Source: SCV-SQL-Information

**CPSS - GCMS CASELOAD STATISTICS OF THE GENERAL DISTRICT COURTS**  
 January 2024 thru February 2024 Dispositions (Compared to January 2023 thru February 2023)

Misdemeanor	838	▲	+36.5%	+224
Other	683	▲	+31.1%	+162
Protective Orders	37	▲	+37.0%	+10
<b>GRAND TOTAL</b>	<b>4,196</b>	▲	6.7%	+264

\* Compared to same time period as previous year  
 3/11/2024 12:13:57PM

\*\* Case Type Categories are defined in the 2017 Virginia Judicial Workload Assessment  
 Source: SCV-SQL-Information



2024 Overall GRAND TOTAL		Distribution of Caseload			Change*		Percentage (%) of Caseload		
2024	931	Criminal	119	13%	88.9% ▲	+56	Criminal	2023	2024
2023	+345 58.9%	Traffic	624	67%	61.2% ▲	+237	Traffic	10.8%	12.8%
	↑	Civil	185	20%	44.5% ▲	+57	Civil	66.0%	67.0%
		Civil Commitments	3	0%	-62.5% ▼	-5	Civil Commitments	21.8%	19.9%
		<b>GRAND TOTAL</b>	<b>931</b>	<b>100%</b>	<b>58.9% ▲</b>	<b>+345</b>	<b>GRAND TOTAL</b>	<b>100%</b>	<b>100%</b>

Dispositions by Division & Code




Division	Case Type Description	Code	Summary	Change	% Change	Absolute Change
<b>Criminal</b>	Misdemeanor	M	51	▲	+30.8%	+12
	Felony	F	40	▲	+1,233.3%	+37
	Show Cause	SC	10	▼	-28.6%	-4
	Capias	CA	9	▲	+200.0%	+6
	Civil Violation	CV	9	▲	+125.0%	+5
	<b>Total</b>			<b>119</b>	<b>▲</b>	<b>88.9%</b>
<b>Traffic</b>	Infraction	I	497	▲	+68.5%	+202
	Misdemeanor	M	110	▲	+39.2%	+31
	Capias	CA	8	▲	+60.0%	+3
	Show Cause	SC	7	↔		-
	Felony	F	2	▲	+100.0%	+1
	<b>Total</b>			<b>624</b>	<b>▲</b>	<b>61.2%</b>
<b>Civil</b>	Warrant in Debt	WD	110	▲	+144.4%	+65
	Garnishment	GA	37	▼	-9.8%	-4
	Admin License	AL	8	↔		-
	Unlawful Detainer	UD	7	▼	-36.4%	-4
	Impoundment	IM	6	↔		-
	Preliminary Protective Order	PP	6	▲	+200.0%	+4
	Other	OT	5	↔		-
	Protective Order	PO	3	▲	+200.0%	+2
	Abstract	AJ	1	↔		-
	Motion for Judgment	MJ	1	↔		-
	Tenants Assertion	TA	1	▲	-	+1
	Zoning Violation	ZO	0	▼	-100.0%	-7
	<b>Total</b>			<b>185</b>	<b>▲</b>	<b>44.5%</b>
<b>Civil Commitments</b>	Temporary Detention Order	TD	2	▼	-60.0%	-3
	Emergency Custody Order	EC	1	↔		-
	Other	OT	0	▼	-100.0%	-2
<b>Total</b>			<b>3</b>	<b>▼</b>	<b>-62.5%</b>	<b>-5</b>
<b>GRAND TOTAL</b>			<b>931</b>	<b>▲</b>	<b>58.9%</b>	<b>+345</b>

Dispositions by Major Case Category\*\*

Category	Summary	Change	% Change	Absolute Change
Felony	42	▲	+950.0%	+38
Garnishment	37	▼	-9.8%	-4
General Civil	111	▲	+141.3%	+65
Infraction/Civil Violation	506	▲	+69.2%	+207
Involuntary Civil Commitments	0	▼	-100.0%	-2
Landlord /Tenant	8	▲	-27.3%	-3
Misdemeanor	161	▼	+28.8%	+36
Other	57	▲	+3.6%	+2
Protective Orders	9	▲	+200.0%	+6
<b>GRAND TOTAL</b>	<b>931</b>	<b>▲</b>	<b>58.9%</b>	<b>+345</b>

\* Compared to same time period as previous year  
 3/11/2024 12:13:57PM

\*\* Case Type Categories are defined in the 2017 Virginia Judicial Workload Assessment  
 Source: SCV-SQL-Information

2024 Overall GRAND TOTAL		Distribution of Caseload			Change*		Percentage (%) of Caseload		
<b>13,398</b>	-1,118 -7.7%	<b>Criminal</b>	1,906	14%	-4.3% ▼	-86	<b>Criminal</b>	2023 13.7%	2024 14.2%
2024 		<b>Traffic</b>	5,355	40%	-24.8% ▼	-1,766	<b>Traffic</b>	49.1%	40.0%
2023 		<b>Civil</b>	6,065	45%	14.1% ▲	+749	<b>Civil</b>	36.6%	45.3%
		<b>Civil Commitments</b>	72	1%	-17.2% ▼	-15	<b>Civil Commitments</b>	0.6%	0.5%
		<b>GRAND TOTAL</b>	<b>13,398</b>	100%	-7.7% ▼	-1,118	<b>GRAND TOTAL</b>	100%	100%

**Dispositions by Division & Code**

Division	Case Type Description	Code	Summary	Change	% Change	Absolute Change
<b>Criminal</b>	Misdemeanor	M	921	▼	-1.9%	-18
	Felony	F	550	▼	-14.1%	-90
	Capias	CA	310	▲	+5.1%	+15
	Show Cause	SC	103	▲	+35.5%	+27
	Civil Violation	CV	16	▼	-57.9%	-22
	Motion	MO	5	▲	+25.0%	+1
	Restricted Operators License	RL	1	▲	-	+1
	<b>Total</b>			<b>1,906</b>	▼	<b>-4.3%</b>
<b>Traffic</b>	Infraction	I	2,944	▼	-30.1%	-1,265
	Misdemeanor	M	1,948	▼	-18.5%	-442
	Capias	CA	171	▼	-30.8%	-76
	Show Cause	SC	140	▲	+13.8%	+17
	Felony	F	71	▲	+7.6%	+5
	Civil Violation	CV	34	▼	-10.5%	-4
	Motion	MO	34	▼	-5.6%	-2
	Restricted Operators License	RL	13	▲	+18.2%	+2
	Other	O	0	▼	-100.0%	-1
<b>Total</b>			<b>5,355</b>	▼	<b>-24.8%</b>	<b>-1,766</b>
<b>Civil</b>	Warrant in Debt	WD	2,475	▲	+35.1%	+643
	Garnishment	GA	1,539	▲	+2.7%	+41
	Unlawful Detainer	UD	1,430	▲	+9.7%	+126
	Other	OT	135	▲	-11.8%	-18
	Admin License	AL	95	▼	-27.5%	-36
	Preliminary Protective Order	PP	81	▲	+11.0%	+8
	Protective Order	PO	71	▼	-11.3%	-9
	Show Cause	SC	71	▲	+39.2%	+20
	Abstract	AJ	42	▼	-25.0%	-14
	Motion for Judgment	MJ	34	↔	-	-
	Interrogatory	IN	25	▲	+19.0%	+4
	Bond Forfeiture	BF	21	▼	-46.2%	-18
	Impoundment	IM	16	▲	+128.6%	+9
	Detinue	DT	15	▼	-25.0%	-5
	Counter Claim	CC	6	▲	+100.0%	+3
	Capias	CA	3	▲	+50.0%	+1
	Tenants Assertion	TA	3	↔	-	-
	Petition-Restore Arms	PR	2	▼	-50.0%	-2
Interrogatory-Not	IC	1	▼	-80.0%	-4	
<b>Total</b>			<b>6,065</b>	▲	<b>14.1%</b>	<b>+749</b>
<b>Civil Commitments</b>	Temporary Detention Order	TD	55	▲	+12.2%	+6
	Emergency Custody Order	EC	17	▼	-54.1%	-20
	Medical Emergency Custody Order	ME	0	▼	-100.0%	-1
<b>Total</b>			<b>72</b>	▼	<b>-17.2%</b>	<b>-15</b>
<b>GRAND TOTAL</b>			<b>13,398</b>	▼	-7.7%	-1,118

**Dispositions by Major Case Category\*\***

Category	Summary	Change	% Change	Absolute Change
Felony	621	▼	-12.0%	-85
Garnishment	1,564	▲	+3.0%	+45

\* Compared to same time period as previous year  
 3/11/2024 12:13:57PM

\*\* Case Type Categories are defined in the 2017 Virginia Judicial Workload Assessment  
 Source: SCV-SQL-Information

**CPSS - GCMS CASELOAD STATISTICS OF THE GENERAL DISTRICT COURTS**  
 January 2024 thru February 2024 Dispositions (Compared to January 2023 thru February 2023)

General Civil	2,570	▲	+34.1%	+654
Infraction/Civil Violation	2,994	▼	-30.1%	-1,292
Landlord /Tenant	1,433	▲	+9.6%	+126
Misdemeanor	2,883	▲	-13.7%	-457
Other	1,181	▲	-8.4%	-108
Protective Orders	152	▼	-0.7%	-1
<b>GRAND TOTAL</b>	<b>13,398</b>	▼	-7.7%	-1,118

\* Compared to same time period as previous year  
 3/11/2024 12:13:57PM

\*\* Case Type Categories are defined in the 2017 Virginia Judicial Workload Assessment  
 Source: SCV-SQL-Information

2024 Overall GRAND TOTAL		Distribution of Caseload		Change*		Percentage (%) of Caseload			
<b>1,301</b>	-231 -15.1%	<b>Criminal</b>	421	32%	22.0% ▲	+76	<b>Criminal</b>	2023 22.5%	2024 32.4%
2024		<b>Traffic</b>	536	41%	-35.7% ▼	-297	<b>Traffic</b>	54.4%	41.2%
2023		<b>Civil</b>	334	26%	-2.9% ▼	-10	<b>Civil</b>	22.5%	25.7%
		<b>Civil Commitments</b>	10	1%	0.0%	0	<b>Civil Commitments</b>	0.7%	0.8%
		<b>GRAND TOTAL</b>	<b>1,301</b>	100%	-15.1% ▼	-231	<b>GRAND TOTAL</b>	100%	100%

Dispositions by Division & Code

Division	Case Type Description	Code	Summary	Change	% Change	Absolute Change
<b>Criminal</b>	Misdemeanor	M	202	▲	+0.5%	+1
	Felony	F	101	▲	+55.4%	+36
	Capias	CA	77	▲	+40.0%	+22
	Show Cause	SC	29	▲	+70.6%	+12
	Civil Violation	CV	12	▲	+71.4%	+5
	<b>Total</b>			<b>421</b>	▲	<b>22.0%</b>
<b>Traffic</b>	Infraction	I	353	▼	-42.7%	-263
	Misdemeanor	M	157	▼	-23.0%	-47
	Capias	CA	18	▲	+100.0%	+9
	Felony	F	4	▲	+300.0%	+3
	Show Cause	SC	4	▲	+33.3%	+1
	<b>Total</b>			<b>536</b>	▼	<b>-35.7%</b>
<b>Civil</b>	Warrant in Debt	WD	115	▲	+1.8%	+2
	Garnishment	GA	102	▲	+7.4%	+7
	Unlawful Detainer	UD	82	▲	+2.5%	+2
	Other	OT	11	▼	-21.4%	-3
	Admin License	AL	8	▼	-33.3%	-4
	Bond Forfeiture	BF	3	▲	+200.0%	+2
	Motion for Judgment	MJ	3	▲	+50.0%	+1
	Preliminary Protective Order	PP	3	▼	-25.0%	-1
	Impoundment	IM	2	▲	+100.0%	+1
	Detinue	DT	1	▼	-85.7%	-6
	Interrogatory	IN	1	▲	-	+1
	Protective Order	PO	1	▼	-80.0%	-4
	Show Cause	SC	1	▼	-80.0%	-4
	Tenants Assertion	TA	1	▲	-	+1
	Abstract	AJ	0	▼	-100.0%	-5
<b>Total</b>			<b>334</b>	▼	<b>-2.9%</b>	<b>-10</b>
<b>Civil Commitments</b>	Emergency Custody Order	EC	6	▲	+20.0%	+1
	Temporary Detention Order	TD	4	▼	-20.0%	-1
	<b>Total</b>			<b>10</b>		<b>0.0%</b>
<b>GRAND TOTAL</b>			<b>1,301</b>	▼	-15.1%	-231

Dispositions by Major Case Category\*\*

Category	Summary	Change	% Change	Absolute Change
Felony	105	▲	+59.1%	+39
Garnishment	103	▲	+8.4%	+8
General Civil	119	▼	-2.5%	-3
Infraction/Civil Violation	365	▲	-41.4%	-258
Landlord /Tenant	83	▲	+3.8%	+3
Misdemeanor	359	▼	-11.4%	-46
Other	163	▲	+23.5%	+31
Protective Orders	4	▼	-55.6%	-5
<b>GRAND TOTAL</b>	<b>1,301</b>	▼	-15.1%	-231

\* Compared to same time period as previous year  
 3/11/2024 12:13:57PM

\*\* Case Type Categories are defined in the 2017 Virginia Judicial Workload Assessment  
 Source: SCV-SQL-Information

2024 Overall GRAND TOTAL		Distribution of Caseload			Change*		Percentage (%) of Caseload		
<b>15,885</b>	+4,379 38.1%	<b>Criminal</b>	1,715	11%	6.8% ▲	+109	<b>Criminal</b>	2023 14.0%	2024 10.8%
2024		<b>Traffic</b>	6,144	39%	101.7% ▲	+3,098	<b>Traffic</b>	26.5%	38.7%
2023		<b>Civil</b>	7,513	47%	16.7% ▲	+1,077	<b>Civil</b>	55.9%	47.3%
		<b>Civil Commitments</b>	513	3%	22.7% ▲	+95	<b>Civil Commitments</b>	3.6%	3.2%
		<b>GRAND TOTAL</b>	<b>15,885</b>	100%	38.1% ▲	+4,379	<b>GRAND TOTAL</b>	100%	100%

**Dispositions by Division & Code**

Division	Case Type Description	Code	Summary	Change	% Change	Absolute Change
<b>Criminal</b>	Misdemeanor	M	961	▼	+4.7%	+43
	Felony	F	430	▼	+5.7%	+23
	Capias	CA	254	▼	+36.6%	+68
	Show Cause	SC	46	▼	-4.2%	-2
	Civil Violation	CV	24	▼	-48.9%	-23
	<b>Total</b>			<b>1,715</b>	<b>▲</b>	<b>6.8%</b>
<b>Traffic</b>	Infraction	I	4,706	▲	+153.6%	+2,850
	Misdemeanor	M	1,234	▼	+30.0%	+285
	Other	O	99	▼	-36.1%	-56
	Capias	CA	41	▼	-	-
	Show Cause	SC	30	▲	+57.9%	+11
	Felony	F	23	▲	+27.8%	+5
	Restricted Operators License	RL	11	▲	+37.5%	+3
	<b>Total</b>			<b>6,144</b>	<b>▲</b>	<b>101.7%</b>
<b>Civil</b>	Unlawful Detainer	UD	2,317	▲	+7.4%	+160
	Warrant in Debt	WD	2,283	▼	+20.9%	+395
	Garnishment	GA	2,224	▲	+25.8%	+456
	Other	OT	216	▲	-1.4%	-3
	Preliminary Protective Order	PP	102	▲	+39.7%	+29
	Motion for Judgment	MJ	100	▼	+3.1%	+3
	Show Cause	SC	86	▲	+2.4%	+2
	Detinue	DT	71	▲	+36.5%	+19
	Interrogatory	IN	34	▲	+112.5%	+18
	Protective Order	PO	31	▲	+520.0%	+26
	Tenants Assertion	TA	13	▼	-35.0%	-7
	Abstract	AJ	10	▼	-60.0%	-15
	Counter Claim	CC	10	▲	+150.0%	+6
	Admin License	AL	5	▼	-73.7%	-14
	Capias	CA	5	▲	+66.7%	+2
	Petition-Restore Arms	PR	2	▼	-50.0%	-2
	Cross Claim	CR	1	▲	-	+1
	Impoundment	IM	1	▲	-	+1
	Mechanic's Lien	ML	1	▲	-	+1
	Third Party Claim	TH	1	▲	-	+1
	Bond Forfeiture	BF	0	▼	-100.0%	-1
	Restricted Operators License	RL	0	▼	-100.0%	-1
<b>Total</b>			<b>7,513</b>	<b>▲</b>	<b>16.7%</b>	<b>+1,077</b>
<b>Civil Commitments</b>	Mental Commitment	MC	277	▲	+24.8%	+55
	Temporary Detention Order	TD	211	▲	+21.3%	+37
	Emergency Custody Order	EC	25	▲	+13.6%	+3
	<b>Total</b>			<b>513</b>	<b>▲</b>	<b>22.7%</b>
<b>GRAND TOTAL</b>			<b>15,885</b>	<b>▲</b>	<b>38.1%</b>	<b>+4,379</b>

**Dispositions by Major Case Category\*\***

Category	Summary	Change	% Change	Absolute Change
Felony	453	▼	+6.6%	+28
Garnishment	2,258	▲	+26.6%	+474
General Civil	2,557	▲	+17.9%	+389

\* Compared to same time period as previous year  
 3/11/2024 12:13:57PM

\*\* Case Type Categories are defined in the 2017 Virginia Judicial Workload Assessment  
 Source: SCV-SQL-Information

**CPSS - GCMS CASELOAD STATISTICS OF THE GENERAL DISTRICT COURTS**

**Richmond**

January 2024 thru February 2024 Dispositions (Compared to January 2023 thru February 2023)

District: 13 FIPS: 760

Infraction/Civil Violation	4,829	▼	+134.6%	+2,771
Landlord /Tenant	2,330	▲	+7.0%	+153
Misdemeanor	2,206	▼	+17.6%	+330
Other	1,119	▲	+19.0%	+179
Protective Orders	133	▲	+70.5%	+55
<b>GRAND TOTAL</b>	<b>15,885</b>	▲	38.1%	+4,379

\* Compared to same time period as previous year  
3/11/2024 12:13:57PM

\*\* Case Type Categories are defined in the 2017 Virginia Judicial Workload Assessment  
Source: SCV-SQL-Information

2024 Overall GRAND TOTAL		Distribution of Caseload			Change*		Percentage (%) of Caseload		
<b>18,223</b>	+1,494 8.9%	<b>Criminal</b>	2,286	13%	7.1% ▲	+151	<b>Criminal</b>	2023 12.8%	2024 12.5%
2024		<b>Traffic</b>	9,022	50%	8.7% ▲	+723	<b>Traffic</b>	49.6%	49.5%
2023		<b>Civil</b>	6,746	37%	10.6% ▲	+647	<b>Civil</b>	36.5%	37.0%
		<b>Civil Commitments</b>	169	1%	-13.8% ▼	-27	<b>Civil Commitments</b>	1.2%	0.9%
		<b>GRAND TOTAL</b>	<b>18,223</b>	100%	8.9% ▲	+1,494	<b>GRAND TOTAL</b>	100%	100%

Dispositions by Division & Code

Division	Case Type Description	Code	Summary	Change	% Change	Absolute Change
<b>Criminal</b>	Misdemeanor	M	1,204	▲	+11.6%	+125
	Felony	F	576	▼	-11.1%	-72
	Capias	CA	392	▲	+37.5%	+107
	Show Cause	SC	88	▼	-13.7%	-14
	Civil Violation	CV	26	▲	+23.8%	+5
	<b>Total</b>			<b>2,286</b>	<b>▲</b>	<b>7.1%</b>
<b>Traffic</b>	Infraction	I	6,865	▲	+7.0%	+448
	Misdemeanor	M	1,993	▲	+12.9%	+228
	Capias	CA	93	▲	+50.0%	+31
	Show Cause	SC	29	▲	+16.0%	+4
	Felony	F	26	▲	+36.8%	+7
	Restricted Operators License	RL	16	▲	+60.0%	+6
	Civil Violation	CV	0	▼	-100.0%	-1
	<b>Total</b>			<b>9,022</b>	<b>▲</b>	<b>8.7%</b>
<b>Civil</b>	Warrant in Debt	WD	2,575	▲	+23.3%	+487
	Unlawful Detainer	UD	1,988	▲	+9.1%	+166
	Garnishment	GA	1,680	▼	-1.8%	-30
	Admin License	AL	89	▲	+11.3%	+9
	Preliminary Protective Order	PP	78	▲	+69.6%	+32
	Protective Order	PO	57	▲	+18.8%	+9
	Other	OT	54	▲	-5.3%	-3
	Motion for Judgment	MJ	51	▲	+10.9%	+5
	Abstract	AJ	50	▼	-19.4%	-12
	Detinue	DT	38	▼	-9.5%	-4
	Show Cause	SC	22	▼	-18.5%	-5
	Interrogatory	IN	16	↔	-	-
	Impoundment	IM	10	▲	+42.9%	+3
	Tenants Assertion	TA	9	▼	-10.0%	-1
	Bond Forfeiture	BF	8	▼	-38.5%	-5
	Overweight	OC	7	▲	+133.3%	+4
	Counter Claim	CC	6	▼	-50.0%	-6
	Interrogatory-Not	IC	4	▲	+100.0%	+2
	Capias	CA	1	▼	-50.0%	-1
	Emergency Substantial Risk Order	SR	1	▲	-	+1
	Petition-Restore Arms	PR	1	▼	-80.0%	-4
	Restricted Operators License	RL	1	▲	-	+1
	Third Party Claim	TH	0	▼	-100.0%	-1
	<b>Total</b>			<b>6,746</b>	<b>▲</b>	<b>10.6%</b>
<b>Civil Commitments</b>	Temporary Detention Order	TD	94	▼	-4.1%	-4
	Mental Commitment	MC	64	▼	-14.7%	-11
	Emergency Custody Order	EC	8	▼	-33.3%	-4
	Other	OT	3	▼	-66.7%	-6
	Medical Emergency Temporary Detention Order	MT	0	▼	-100.0%	-2
<b>Total</b>			<b>169</b>	<b>▼</b>	<b>-13.8%</b>	<b>-27</b>
<b>GRAND TOTAL</b>			<b>18,223</b>	<b>▲</b>	<b>8.9%</b>	<b>+1,494</b>

\* Compared to same time period as previous year  
 3/11/2024 12:13:57PM

\*\* Case Type Categories are defined in the 2017 Virginia Judicial Workload Assessment  
 Source: SCV-SQL-Information

**Dispositions by Major Case Category\*\***

Category	Summary	Change	% Change	Absolute Change
Felony	602	▲	-9.7%	-65
Garnishment	1,696	▼	-1.7%	-30
General Civil	2,675	▼	+22.1%	+485
Infraction/Civil Violation	6,898	▲	+7.1%	+456
Involuntary Civil Commitments	3	▼	-66.7%	-6
Landlord /Tenant	1,997	▼	+9.0%	+165
Misdemeanor	3,214	▲	+12.6%	+360
New to Workload Study	1	▲	-	+1
Other	1,002	▼	+9.5%	+87
Protective Orders	135	▲	+43.6%	+41
<b>GRAND TOTAL</b>	<b>18,223</b>	▲	8.9%	+1,494

\* Compared to same time period as previous year  
 3/11/2024 12:13:57PM

\*\* Case Type Categories are defined in the 2017 Virginia Judicial Workload Assessment  
 Source: SCV-SQL-Information



2024 Overall GRAND TOTAL		Distribution of Caseload			Change*		Percentage (%) of Caseload		
<b>1,531</b>	-184 -10.7%	<b>Criminal</b>	229	15%	42.2% ▲	+68	<b>Criminal</b>	2023 9.4%	2024 15.0%
2024		<b>Traffic</b>	1,091	71%	-15.6% ▼	-201	<b>Traffic</b>	75.3%	71.3%
2023		<b>Civil</b>	197	13%	-18.9% ▼	-46	<b>Civil</b>	14.2%	12.9%
		<b>Civil Commitments</b>	14	1%	-26.3% ▼	-5	<b>Civil Commitments</b>	1.1%	0.9%
		<b>GRAND TOTAL</b>	<b>1,531</b>	100%	-10.7% ▼	-184	<b>GRAND TOTAL</b>	100%	100%

Dispositions by Division & Code

Division	Case Type Description	Code	Summary	Change	% Change	Absolute Change
<b>Criminal</b>	Misdemeanor	M	144	▲	+38.5%	+40
	Felony	F	48	▲	+37.1%	+13
	Capias	CA	25	▲	+127.3%	+14
	Civil Violation	CV	6	↔		-
	Show Cause	SC	6	▲	+20.0%	+1
	<b>Total</b>			<b>229</b>	▲	<b>42.2%</b>
<b>Traffic</b>	Infraction	I	878	▼	-19.7%	-216
	Misdemeanor	M	191	▲	+1.6%	+3
	Capias	CA	16	▲	+128.6%	+9
	Felony	F	4	▲	-	+4
	Show Cause	SC	2	▼	-33.3%	-1
	<b>Total</b>			<b>1,091</b>	▼	<b>-15.6%</b>
<b>Civil</b>	Warrant in Debt	WD	90	▼	-25.0%	-30
	Garnishment	GA	59	▲	+5.4%	+3
	Unlawful Detainer	UD	14	↔		-
	Admin License	AL	8	▲	+14.3%	+1
	Preliminary Protective Order	PP	7	▼	-41.7%	-5
	Other	OT	6	▼	-57.1%	-8
	Abstract	AJ	4	↔		-
	Protective Order	PO	4	▼	-20.0%	-1
	Detinue	DT	2	▲	+100.0%	+1
	Interrogatory	IN	2	↔		-
	Show Cause	SC	1	▼	-75.0%	-3
	Impoundment	IM	0	▼	-100.0%	-3
	Overweight	OC	0	▼	-100.0%	-1
	<b>Total</b>			<b>197</b>	▼	<b>-18.9%</b>
<b>Civil Commitments</b>	Temporary Detention Order	TD	11	▼	-15.4%	-2
	Emergency Custody Order	EC	3	▼	-50.0%	-3
	<b>Total</b>		<b>14</b>	▼	<b>-26.3%</b>	<b>-5</b>
<b>GRAND TOTAL</b>			<b>1,531</b>	▼	-10.7%	-184

Dispositions by Major Case Category\*\*

Category	Summary	Change	% Change	Absolute Change
Felony	52	▲	+48.6%	+17
Garnishment	61	▲	+5.2%	+3
General Civil	92	▲	-24.0%	-29
Infraction/Civil Violation	884	▼	-19.7%	-217
Landlord /Tenant	14	↔		0
Misdemeanor	335	▲	+14.7%	+43
Other	82	▼	+6.5%	+5
Protective Orders	11	▼	-35.3%	-6
<b>GRAND TOTAL</b>	<b>1,531</b>	▼	-10.7%	-184

\* Compared to same time period as previous year  
 3/11/2024 12:13:57PM

\*\* Case Type Categories are defined in the 2017 Virginia Judicial Workload Assessment  
 Source: SCV-SQL-Information

2024 Overall GRAND TOTAL		Distribution of Caseload			Change*		Percentage (%) of Caseload			
<b>1,178</b>	+31 2.7%	<b>Criminal</b>	76	6%	-37.2%	▼	-45	<b>Criminal</b>	2023 10.5%	2024 6.5%
2024	↑	<b>Traffic</b>	948	80%	12.6%	▲	+106	<b>Traffic</b>	73.4%	80.5%
2023		<b>Civil</b>	148	13%	-19.1%	▼	-35	<b>Civil</b>	16.0%	12.6%
		<b>Civil Commitments</b>	6	1%	500.0%	▲	+5	<b>Civil Commitments</b>	0.1%	0.5%
		<b>GRAND TOTAL</b>	<b>1,178</b>	100%	2.7%	▲	+31	<b>GRAND TOTAL</b>	100%	100%

**Dispositions by Division & Code**

Division	Case Type Description	Code	Summary	Change	% Change	Absolute Change
<b>Criminal</b>	Misdemeanor	M	64	▼	-13.5%	-10
	Felony	F	5	▼	-86.5%	-32
	Civil Violation	CV	3	▼	-25.0%	-1
	Capias	CA	2	▼	-50.0%	-2
	Show Cause	SC	2	↔		-
	<b>Total</b>			<b>76</b>	▼	<b>-37.2%</b>
<b>Traffic</b>	Infraction	I	828	▲	+14.4%	+104
	Misdemeanor	M	115	▲	+4.5%	+5
	Show Cause	SC	3	▲	+200.0%	+2
	Civil Violation	CV	1	↔		-
	Felony	F	1	▼	-80.0%	-4
	Capias	CA	0	▼	-100.0%	-1
<b>Total</b>			<b>948</b>	▲	<b>12.6%</b>	<b>+106</b>
<b>Civil</b>	Garnishment	GA	46	▲	+24.3%	+9
	Warrant in Debt	WD	40	▼	-11.1%	-5
	Detinue	DT	25	▼	-3.8%	-1
	Unlawful Detainer	UD	18	▼	-35.7%	-10
	Admin License	AL	5	▲	+400.0%	+4
	Impoundment	IM	5	▲	+150.0%	+3
	Other	OT	5	▼	-81.5%	-22
	Abstract	AJ	3	▲	-	+3
	Show Cause	SC	1	▼	-93.8%	-15
	Protective Order	PO	0	▼	-100.0%	-1
<b>Total</b>			<b>148</b>	▼	<b>-19.1%</b>	<b>-35</b>
<b>Civil Commitments</b>	Emergency Custody Order	EC	3	▲	-	+3
	Temporary Detention Order	TD	3	▲	+200.0%	+2
<b>Total</b>			<b>6</b>	▲	<b>500.0%</b>	<b>+5</b>
<b>GRAND TOTAL</b>			<b>1,178</b>	▲	2.7%	+31

**Dispositions by Major Case Category\*\***

Category	Summary	Change	% Change	Absolute Change
Felony	6	▼	-85.7%	-36
Garnishment	46	▲	+24.3%	+9
General Civil	65	▼	-27.8%	-25
Infraction/Civil Violation	832	▼	+14.1%	+103
Landlord /Tenant	18	▼	-35.7%	-10
Misdemeanor	179	▼	-2.7%	-5
Other	32	▲	-11.1%	-4
Protective Orders	0	▼	-100.0%	-1
<b>GRAND TOTAL</b>	<b>1,178</b>	▲	2.7%	+31

\* Compared to same time period as previous year  
 3/11/2024 12:13:57PM

\*\* Case Type Categories are defined in the 2017 Virginia Judicial Workload Assessment  
 Source: SCV-SQL-Information

2024 Overall GRAND TOTAL		Distribution of Caseload			Change*		Percentage (%) of Caseload		
<b>3,177</b>	+269 9.3%	<b>Criminal</b>	485	15%	-0.2% ▼	-1	<b>Criminal</b>	2023 16.7%	2024 15.3%
2024		<b>Traffic</b>	1,347	42%	0.1% ▲	+2	<b>Traffic</b>	46.3%	42.4%
2023		<b>Civil</b>	1,155	36%	31.8% ▲	+279	<b>Civil</b>	30.1%	36.4%
		<b>Civil Commitments</b>	190	6%	-5.5% ▼	-11	<b>Civil Commitments</b>	6.9%	6.0%
		<b>GRAND TOTAL</b>	<b>3,177</b>	100%	9.3% ▲	+269	<b>GRAND TOTAL</b>	100%	100%

**Dispositions by Division & Code**

Division	Case Type Description	Code	Summary	Change	% Change	Absolute Change
<b>Criminal</b>	Misdemeanor	M	300	▲	+7.9%	+22
	Felony	F	120	▼	-10.4%	-14
	Capias	CA	37	▼	-17.8%	-8
	Show Cause	SC	16	▼	-23.8%	-5
	Civil Violation	CV	12	▲	+50.0%	+4
	<b>Total</b>			<b>485</b>	▼	<b>-0.2%</b>
<b>Traffic</b>	Infraction	I	1,070	▼	-0.8%	-9
	Misdemeanor	M	254	▲	+1.6%	+4
	Capias	CA	14	▲	+16.7%	+2
	Felony	F	5	▲	+400.0%	+4
	Restricted Operators License	RL	2	▲	-	+2
	Show Cause	SC	2	▼	-33.3%	-1
	<b>Total</b>			<b>1,347</b>	▲	<b>0.1%</b>
<b>Civil</b>	Warrant in Debt	WD	581	▲	+62.7%	+224
	Unlawful Detainer	UD	199	▲	+17.1%	+29
	Garnishment	GA	192	▼	-10.3%	-22
	Bond Forfeiture	BF	35	▲	+105.9%	+18
	Admin License	AL	33	▲	+135.7%	+19
	Other	OT	32	↔	-	-
	Show Cause	SC	23	▲	+283.3%	+17
	Impoundment	IM	21	▲	+50.0%	+7
	Preliminary Protective Order	PP	16	▼	-11.1%	-2
	Abstract	AJ	8	▼	-20.0%	-2
	Detinue	DT	8	▼	-38.5%	-5
	Protective Order	PO	5	▼	-37.5%	-3
	Interrogatory	IN	2	▼	-33.3%	-1
	<b>Total</b>			<b>1,155</b>	▲	<b>31.8%</b>
<b>Civil Commitments</b>	Mental Commitment	MC	111	▼	-7.5%	-9
	Other	OT	31	▲	+40.9%	+9
	Temporary Detention Order	TD	26	▼	-16.1%	-5
	Emergency Custody Order	EC	21	▼	-22.2%	-6
	Medical Emergency Temporary Detention Order	MT	1	▲	-	+1
	Petition	PT	0	▼	-100.0%	-1
<b>Total</b>			<b>190</b>	▼	<b>-5.5%</b>	<b>-11</b>
<b>GRAND TOTAL</b>			<b>3,177</b>	▲	9.3%	+269

**Dispositions by Major Case Category\*\***

Category	Summary	Change	% Change	Absolute Change
Felony	125	▲	-7.4%	-10
Garnishment	194	▼	-10.6%	-23
General Civil	598	▲	+57.8%	+219
Infraction/Civil Violation	1,082	▲	-0.5%	-5
Involuntary Civil Commitments	31	▼	+34.8%	+8
Landlord /Tenant	199	▲	+17.1%	+29
Misdemeanor	556	▲	+5.3%	+28
Other	371	▲	+8.2%	+28
Protective Orders	21	▼	-19.2%	-5

\* Compared to same time period as previous year  
 3/11/2024 12:13:57PM

\*\* Case Type Categories are defined in the 2017 Virginia Judicial Workload Assessment  
 Source: SCV-SQL-Information

---

<i><b>GRAND TOTAL</b></i>	<b>3,177</b>	▲	9.3%	+269
---------------------------	--------------	---	------	------

---

\* Compared to same time period as previous year  
3/11/2024 12:13:57PM

\*\* Case Type Categories are defined in the 2017 Virginia Judicial Workload Assessment  
Source: SCV-SQL-Information

2024 Overall GRAND TOTAL		Distribution of Caseload			Change*		Percentage (%) of Caseload			
<b>4,260</b>	+825 24.0%	<b>Criminal</b>	688	16%	45.5%	▲	+215	<b>Criminal</b>	2023: 13.8%	2024: 16.2%
2024	↑	<b>Traffic</b>	2,565	60%	25.0%	▲	+513	<b>Traffic</b>	59.7%	60.2%
2023		<b>Civil</b>	989	23%	11.6%	▲	+103	<b>Civil</b>	25.8%	23.2%
		<b>Civil Commitments</b>	18	0%	-25.0%	▼	-6	<b>Civil Commitments</b>	0.7%	0.4%
		<b>GRAND TOTAL</b>	<b>4,260</b>	100%	24.0%	▲	+825	<b>GRAND TOTAL</b>	100%	100%

**Dispositions by Division & Code**

Division	Case Type Description	Code	Summary	Change	% Change	Absolute Change
<b>Criminal</b>	Misdemeanor	M	372	▲	+44.2%	+114
	Felony	F	196	▲	+32.4%	+48
	Capias	CA	79	▲	+88.1%	+37
	Show Cause	SC	25	▲	+38.9%	+7
	Civil Violation	CV	16	▲	+128.6%	+9
	<b>Total</b>			<b>688</b>	▲	<b>45.5%</b>
<b>Traffic</b>	Infraction	I	1,575	▲	+15.8%	+215
	Misdemeanor	M	932	▲	+46.5%	+296
	Capias	CA	35	▲	+25.0%	+7
	Felony	F	13	↔		-
	Restricted Operators License	RL	5	▼	-16.7%	-1
	Show Cause	SC	5	▼	-37.5%	-3
	Civil Violation	CV	0	▼	-100.0%	-1
	<b>Total</b>			<b>2,565</b>	▲	<b>25.0%</b>
<b>Civil</b>	Warrant in Debt	WD	432	▲	+29.0%	+97
	Garnishment	GA	272	▼	-13.7%	-43
	Unlawful Detainer	UD	102	▼	-1.9%	-2
	Admin License	AL	29	▲	+107.1%	+15
	Other	OT	28	▲	+86.7%	+13
	Show Cause	SC	28	▲	+12.0%	+3
	Bond Forfeiture	BF	25	▼	-10.7%	-3
	Preliminary Protective Order	PP	22	▲	+120.0%	+12
	Impoundment	IM	17	▲	+70.0%	+7
	Protective Order	PO	15	▲	+36.4%	+4
	Abstract	AJ	6	↔		-
	Motion for Judgment	MJ	5	↔		-
	Interrogatory	IN	4	↔		-
	Detinue	DT	3	▼	-25.0%	-1
	Tenants Assertion	TA	1	▲	-	+1
	<b>Total</b>			<b>989</b>	▲	<b>11.6%</b>
<b>Civil Commitments</b>	Temporary Detention Order	TD	12	▼	-29.4%	-5
	Emergency Custody Order	EC	4	▼	-42.9%	-3
	Mental Commitment	MC	2	▲	-	+2
	<b>Total</b>			<b>18</b>	▼	<b>-25.0%</b>
<b>GRAND TOTAL</b>			<b>4,260</b>	▲	24.0%	+825

**Dispositions by Major Case Category\*\***

Category	Summary	Change	% Change	Absolute Change
Felony	209	▲	+29.8%	+48
Garnishment	276	▼	-13.5%	-43
General Civil	445	▲	+28.2%	+98
Infraction/Civil Violation	1,591	▲	+16.3%	+223
Landlord /Tenant	103	▲	-1.0%	-1
Misdemeanor	1,309	▲	+45.4%	+409
Other	290	▲	+34.9%	+75
Protective Orders	37	▲	+76.2%	+16
<b>GRAND TOTAL</b>	<b>4,260</b>	▲	24.0%	+825

\* Compared to same time period as previous year  
 3/11/2024 12:13:57PM

\*\* Case Type Categories are defined in the 2017 Virginia Judicial Workload Assessment  
 Source: SCV-SQL-Information



2024 Overall GRAND TOTAL		Distribution of Caseload			Change*		Percentage (%) of Caseload		
<b>1,267</b>	-180 -12.4%	<b>Criminal</b>	196	15%	29.8% ▲	+45	<b>Criminal</b>	2023 10.4%	2024 15.5%
2024		<b>Traffic</b>	891	70%	-20.7% ▼	-233	<b>Traffic</b>	77.7%	70.3%
2023		<b>Civil</b>	175	14%	6.7% ▲	+11	<b>Civil</b>	11.3%	13.8%
		<b>Civil Commitments</b>	5	0%	-37.5% ▼	-3	<b>Civil Commitments</b>	0.6%	0.4%
		<b>GRAND TOTAL</b>	<b>1,267</b>	100%	-12.4% ▼	-180	<b>GRAND TOTAL</b>	100%	100%

Dispositions by Division & Code

Division	Case Type Description	Code	Summary	Change	% Change	Absolute Change
<b>Criminal</b>	Misdemeanor	M	107	▲	+10.3%	+10
	Felony	F	41	▲	+86.4%	+19
	Civil Violation	CV	19	▲	+11.8%	+2
	Capias	CA	17	▲	+54.5%	+6
	Show Cause	SC	12	▲	+200.0%	+8
	<b>Total</b>			<b>196</b>	<b>▲</b>	<b>29.8%</b>
<b>Traffic</b>	Infraction	I	708	▼	-25.4%	-241
	Misdemeanor	M	170	▲	+2.4%	+4
	Felony	F	7	▲	+250.0%	+5
	Capias	CA	6	↔		-
	Show Cause	SC	0	▼	-100.0%	-1
	<b>Total</b>			<b>891</b>	<b>▼</b>	<b>-20.7%</b>
<b>Civil</b>	Warrant in Debt	WD	70	▼	-2.8%	-2
	Garnishment	GA	30	▼	-28.6%	-12
	Unlawful Detainer	UD	28	▲	+27.3%	+6
	Admin License	AL	14	▲	+40.0%	+4
	Other	OT	5	▼	-37.5%	-3
	Preliminary Protective Order	PP	5	↔		-
	Impoundment	IM	4	▲	-	+4
	Overweight	OC	4	▲	+300.0%	+3
	Protective Order	PO	4	▲	+300.0%	+3
	Show Cause	SC	4	▲	+100.0%	+2
	Detinue	DT	2	▲	-	+2
	Abstract	AJ	1	▲	-	+1
	Capias	CA	1	▲	-	+1
	Interrogatory	IN	1	↔		-
	Motion for Judgment	MJ	1	▲	-	+1
	Petition-Restore Arms	PR	1	▲	-	+1
<b>Total</b>			<b>175</b>	<b>▲</b>	<b>6.7%</b>	<b>+11</b>
<b>Civil Commitments</b>	Temporary Detention Order	TD	3	▼	-57.1%	-4
	Emergency Custody Order	EC	2	▲	+100.0%	+1
	<b>Total</b>			<b>5</b>	<b>▼</b>	<b>-37.5%</b>
<b>GRAND TOTAL</b>			<b>1,267</b>	<b>▼</b>	<b>-12.4%</b>	<b>-180</b>

Dispositions by Major Case Category\*\*

Category	Summary	Change	% Change	Absolute Change
Felony	48	▲	+100.0%	+24
Garnishment	31	▼	-27.9%	-12
General Civil	75	▲	+2.7%	+2
Infraction/Civil Violation	731	▲	-24.4%	-236
Landlord /Tenant	28	▲	+27.3%	+6
Misdemeanor	277	▲	+5.3%	+14
Other	68	▲	+38.8%	+19
Protective Orders	9	▲	+50.0%	+3
<b>GRAND TOTAL</b>	<b>1,267</b>	<b>▼</b>	<b>-12.4%</b>	<b>-180</b>

\* Compared to same time period as previous year  
 3/11/2024 12:13:57PM

\*\* Case Type Categories are defined in the 2017 Virginia Judicial Workload Assessment  
 Source: SCV-SQL-Information

2024 Overall GRAND TOTAL		Distribution of Caseload			Change*		Percentage (%) of Caseload		
<b>508</b>	+67 15.2%	<b>Criminal</b>	100	20%	11.1% ▲	+10	<b>Criminal</b>	20.4%	19.7%
2024	↑	<b>Traffic</b>	283	56%	4.8% ▲	+13	<b>Traffic</b>	61.2%	55.7%
2023		<b>Civil</b>	117	23%	64.8% ▲	+46	<b>Civil</b>	16.1%	23.0%
		<b>Civil Commitments</b>	8	2%	-20.0% ▼	-2	<b>Civil Commitments</b>	2.3%	1.6%
		<b>GRAND TOTAL</b>	<b>508</b>	100%	15.2% ▲	+67	<b>GRAND TOTAL</b>	100%	100%

Dispositions by Division & Code

Division	Case Type Description	Code	Summary	Change	% Change	Absolute Change
<b>Criminal</b>	Misdemeanor	M	74	▲	+10.4%	+7
	Felony	F	13	▼	-13.3%	-2
	Capias	CA	9	▲	+125.0%	+5
	Civil Violation	CV	3	▲	+200.0%	+2
	Show Cause	SC	1	▼	-66.7%	-2
	<b>Total</b>			<b>100</b>	<b>▲</b>	<b>11.1%</b>
<b>Traffic</b>	Infraction	I	228	▲	+0.9%	+2
	Misdemeanor	M	47	▲	+14.6%	+6
	Capias	CA	4	▲	+300.0%	+3
	Show Cause	SC	2	▲	+100.0%	+1
	Felony	F	1	▲	-	+1
	Restricted Operators License	RL	1	↔	-	-
	<b>Total</b>			<b>283</b>	<b>▲</b>	<b>4.8%</b>
<b>Civil</b>	Warrant in Debt	WD	46	▲	+64.3%	+18
	Garnishment	GA	27	▲	+107.7%	+14
	Unlawful Detainer	UD	16	▲	+45.5%	+5
	Detinue	DT	9	▲	-	+9
	Admin License	AL	8	▲	+33.3%	+2
	Other	OT	5	▼	-28.6%	-2
	Preliminary Protective Order	PP	3	↔	-	-
	Abstract	AJ	1	▲	-	+1
	Capias	CA	1	▲	-	+1
	Interrogatory	IN	1	↔	-	-
	Overweight	OC	0	▼	-100.0%	-1
	Show Cause	SC	0	▼	-100.0%	-1
	<b>Total</b>			<b>117</b>	<b>▲</b>	<b>64.8%</b>
<b>Civil Commitments</b>	Mental Commitment	MC	4	▼	-33.3%	-2
	Temporary Detention Order	TD	3	↔	-	-
	Emergency Custody Order	EC	1	↔	-	-
<b>Total</b>			<b>8</b>	<b>▼</b>	<b>-20.0%</b>	<b>-2</b>
<b>GRAND TOTAL</b>			<b>508</b>	<b>▲</b>	<b>15.2%</b>	<b>+67</b>

Dispositions by Major Case Category\*\*

Category	Summary	Change	% Change	Absolute Change
Felony	14	▲	-6.7%	-1
Garnishment	28	▲	+100.0%	+14
General Civil	56	▲	+93.1%	+27
Infraction/Civil Violation	231	▲	+1.3%	+3
Landlord /Tenant	16	▲	+45.5%	+5
Misdemeanor	122	▲	+11.9%	+13
Other	38	▲	+18.8%	+6
Protective Orders	3	↔	-	0
<b>GRAND TOTAL</b>	<b>508</b>	<b>▲</b>	<b>15.2%</b>	<b>+67</b>

\* Compared to same time period as previous year  
 3/11/2024 12:13:57PM

\*\* Case Type Categories are defined in the 2017 Virginia Judicial Workload Assessment  
 Source: SCV-SQL-Information



2024 Overall GRAND TOTAL		Distribution of Caseload			Change*		Percentage (%) of Caseload		
<b>328</b>	-33 -9.1%	<b>Criminal</b>	58	18%	7.4% ▲	+4	<b>Criminal</b>	2023 15.0%	2024 17.7%
2024		<b>Traffic</b>	192	59%	-19.0% ▼	-45	<b>Traffic</b>	65.7%	58.5%
2023		<b>Civil</b>	75	23%	7.1% ▲	+5	<b>Civil</b>	19.4%	22.9%
		<b>Civil Commitments</b>	3	1%	- ▲	+3	<b>Civil Commitments</b>	0.0%	0.9%
		<b>GRAND TOTAL</b>	<b>328</b>	100%	-9.1% ▼	-33	<b>GRAND TOTAL</b>	100%	100%

Dispositions by Division & Code

Division	Case Type Description	Code	Summary	Change	% Change	Absolute Change
<b>Criminal</b>	Misdemeanor	M	37	▲	+15.6%	+5
	Felony	F	9	▼	-55.0%	-11
	Show Cause	SC	7	▲	+600.0%	+6
	Capias	CA	3	▲	+200.0%	+2
	Civil Violation	CV	2	▲	-	+2
	<b>Total</b>			<b>58</b>	▲	<b>7.4%</b>
<b>Traffic</b>	Infraction	I	139	▼	-32.5%	-67
	Misdemeanor	M	52	▲	+73.3%	+22
	Capias	CA	1	▲	-	+1
	Show Cause	SC	0	▼	-100.0%	-1
	<b>Total</b>			<b>192</b>	▼	<b>-19.0%</b>
<b>Civil</b>	Warrant in Debt	WD	47	▲	+135.0%	+27
	Garnishment	GA	15	▼	-40.0%	-10
	Unlawful Detainer	UD	5	▼	-50.0%	-5
	Interrogatory	IN	2	▲	+100.0%	+1
	Other	OT	2	↔	-	-
	Abstract	AJ	1	▼	-66.7%	-2
	Admin License	AL	1	▼	-75.0%	-3
	Preliminary Protective Order	PP	1	↔	-	-
	Show Cause	SC	1	▲	-	+1
	Bond Forfeiture	BF	0	▼	-100.0%	-2
	Impoundment	IM	0	▼	-100.0%	-1
	Tenants Assertion	TA	0	▼	-100.0%	-1
	<b>Total</b>			<b>75</b>	▲	<b>7.1%</b>
<b>Civil Commitments</b>	Temporary Detention Order	TD	3	▲	-	+3
<b>Total</b>			<b>3</b>	▲	-	<b>+3</b>
<b>GRAND TOTAL</b>			<b>328</b>	▼	-9.1%	-33

Dispositions by Major Case Category\*\*

Category	Summary	Change	% Change	Absolute Change	
Felony	9	▼	-55.0%	-11	
Garnishment	17	▲	-34.6%	-9	
General Civil	47	▲	+123.8%	+26	
Infraction/Civil Violation	141	▲	-31.6%	-65	
Landlord /Tenant	5	▼	-54.5%	-6	
Misdemeanor	89	▲	+43.5%	+27	
Other	19	▲	+35.7%	+5	
Protective Orders	1	↔	-	0	
<b>GRAND TOTAL</b>		<b>328</b>	▼	-9.1%	-33

\* Compared to same time period as previous year  
 3/11/2024 12:13:57PM

\*\* Case Type Categories are defined in the 2017 Virginia Judicial Workload Assessment  
 Source: SCV-SQL-Information

2024 Overall GRAND TOTAL		Distribution of Caseload			Change*		Percentage (%) of Caseload			
<b>343</b>	-148 -30.1%	<b>Criminal</b>	30	9%	-55.9%	▼	-38	<b>Criminal</b>	2023 13.8%	2024 8.7%
2024		<b>Traffic</b>	263	77%	-28.3%	▼	-104	<b>Traffic</b>	74.7%	76.7%
2023		<b>Civil</b>	49	14%	-12.5%	▼	-7	<b>Civil</b>	11.4%	14.3%
		<b>Civil Commitments</b>	1	0%	-	▲	+1	<b>Civil Commitments</b>	0.0%	0.3%
		<b>GRAND TOTAL</b>	<b>343</b>	100%	-30.1%	▼	-148	<b>GRAND TOTAL</b>	100%	100%

**Dispositions by Division & Code**




Division	Case Type Description	Code	Summary	Change	% Change	Absolute Change
<b>Criminal</b>	Misdemeanor	M	17	▼	-56.4%	-22
	Felony	F	6	▼	-57.1%	-8
	Capias	CA	5	▼	-44.4%	-4
	Show Cause	SC	2	▼	-50.0%	-2
	Civil Violation	CV	0	▼	-100.0%	-2
	<b>Total</b>			<b>30</b>	▼	<b>-55.9%</b>
<b>Traffic</b>	Infraction	I	226	▼	-28.9%	-92
	Misdemeanor	M	37	▼	-21.3%	-10
	Civil Violation	CV	0	▼	-100.0%	-1
	Show Cause	SC	0	▼	-100.0%	-1
	<b>Total</b>			<b>263</b>	▼	<b>-28.3%</b>
<b>Civil</b>	Garnishment	GA	14	▼	-12.5%	-2
	Unlawful Detainer	UD	13	▲	+30.0%	+3
	Warrant in Debt	WD	13	▼	-38.1%	-8
	Other	OT	3	▲	+200.0%	+2
	Admin License	AL	2	▼	-50.0%	-2
	Interrogatory	IN	2	▲	+100.0%	+1
	Detinue	DT	1	▲	-	+1
	Preliminary Protective Order	PP	1	▼	-50.0%	-1
	Show Cause	SC	0	▼	-100.0%	-1
<b>Total</b>			<b>49</b>	▼	<b>-12.5%</b>	<b>-7</b>
<b>Civil Commitments</b>	Temporary Detention Order	TD	1	▲	-	+1
	<b>Total</b>		<b>1</b>	▲	-	<b>+1</b>
	<b>GRAND TOTAL</b>		<b>343</b>	▼	<b>-30.1%</b>	<b>-148</b>

**Dispositions by Major Case Category\*\***

Category	Summary	Change	% Change	Absolute Change
Felony	6	▼	-57.1%	-8
Garnishment	16	▲	-5.9%	-1
General Civil	14	▲	-36.4%	-8
Infraction/Civil Violation	226	▼	-29.6%	-95
Landlord /Tenant	13	▲	+30.0%	+3
Misdemeanor	54	▼	-37.2%	-32
Other	13	▲	-31.6%	-6
Protective Orders	1	▼	-50.0%	-1
<b>GRAND TOTAL</b>	<b>343</b>	▼	<b>-30.1%</b>	<b>-148</b>

\* Compared to same time period as previous year  
 3/11/2024 12:13:57PM

\*\* Case Type Categories are defined in the 2017 Virginia Judicial Workload Assessment  
 Source: SCV-SQL-Information

2024 Overall GRAND TOTAL		Distribution of Caseload			Change*		Percentage (%) of Caseload			
<b>4,110</b> 2024  2023  +174 4.4% 		<b>Criminal</b>	623	15%	-12.4%	▼	-88	<b>Criminal</b>	2023: 18.1%	2024: 15.2%
		<b>Traffic</b>	1,825	44%	8.4%	▲	+141	<b>Traffic</b>	42.8%	44.4%
		<b>Civil</b>	1,594	39%	7.3%	▲	+108	<b>Civil</b>	37.8%	38.8%
		<b>Civil Commitments</b>	68	2%	23.6%	▲	+13	<b>Civil Commitments</b>	1.4%	1.7%
		<b>GRAND TOTAL</b>	<b>4,110</b>	100%	4.4%	▲	+174	<b>GRAND TOTAL</b>	100%	100%

Dispositions by Division & Code

Division	Case Type Description	Code	Summary	Change	% Change	Absolute Change
<b>Criminal</b>	Misdemeanor	M	363	▼	-16.2%	-70
	Felony	F	177	▼	-5.3%	-10
	Capias	CA	64	▼	-1.5%	-1
	Civil Violation	CV	10	▼	-33.3%	-5
	Show Cause	SC	9	▼	-18.2%	-2
	<b>Total</b>			<b>623</b>	▼	<b>-12.4%</b>
<b>Traffic</b>	Infraction	I	1,417	▲	+18.5%	+221
	Misdemeanor	M	396	▼	-17.0%	-81
	Capias	CA	9	▲	+28.6%	+2
	Felony	F	3	↔		-
	Show Cause	SC	0	▼	-100.0%	-1
	<b>Total</b>			<b>1,825</b>	▲	<b>8.4%</b>
<b>Civil</b>	Warrant in Debt	WD	743	▲	+13.6%	+89
	Garnishment	GA	411	▲	+4.8%	+19
	Unlawful Detainer	UD	245	▲	+12.4%	+27
	Other	OT	30	▲	+15.4%	+4
	Show Cause	SC	27	▲	+92.9%	+13
	Preliminary Protective Order	PP	24	▼	-51.0%	-25
	Detinue	DT	21	▼	-8.7%	-2
	Admin License	AL	20	▼	-35.5%	-11
	Protective Order	PO	20	▲	+11.1%	+2
	Interrogatory	IN	18	▲	+125.0%	+10
	Abstract	AJ	12	▼	-52.0%	-13
	Motion for Judgment	MJ	12	▲	+300.0%	+9
	Impoundment	IM	4	▼	-80.0%	-16
	Capias	CA	2	▲	-	+2
	Tenants Assertion	TA	2	▼	-33.3%	-1
	Bond Forfeiture	BF	1	▲	-	+1
	Counter Claim	CC	1	▼	-50.0%	-1
	Petition-Restore Arms	PR	1	▲	-	+1
<b>Total</b>			<b>1,594</b>	▲	<b>7.3%</b>	<b>+108</b>
<b>Civil Commitments</b>	Temporary Detention Order	TD	43	▲	+22.9%	+8
	Emergency Custody Order	EC	14	▲	+133.3%	+8
	Mental Commitment	MC	11	▼	-8.3%	-1
	Other	OT	0	▼	-100.0%	-2
	<b>Total</b>			<b>68</b>	▲	<b>23.6%</b>
<b>GRAND TOTAL</b>			<b>4,110</b>	▲	4.4%	+174

Dispositions by Major Case Category\*\*

Category	Summary	Change	% Change	Absolute Change
Felony	180	▼	-5.3%	-10
Garnishment	429	▲	+7.3%	+29
General Civil	782	▲	+15.0%	+102
Infraction/Civil Violation	1,427	▼	+17.8%	+216
Involuntary Civil Commitments	0	▼	-100.0%	-2
Landlord /Tenant	247	▼	+11.8%	+26
Misdemeanor	759	▼	-16.6%	-151

\* Compared to same time period as previous year  
 3/11/2024 12:13:57PM

\*\* Case Type Categories are defined in the 2017 Virginia Judicial Workload Assessment  
 Source: SCV-SQL-Information

**CPSS - GCMS CASELOAD STATISTICS OF THE GENERAL DISTRICT COURTS**  
 January 2024 thru February 2024 Dispositions (Compared to January 2023 thru February 2023)

Other	242	▲	-5.1%	-13
Protective Orders	44	▼	-34.3%	-23
<b>GRAND TOTAL</b>	<b>4,110</b>	▲	4.4%	+174

\* Compared to same time period as previous year  
 3/11/2024 12:13:57PM

\*\* Case Type Categories are defined in the 2017 Virginia Judicial Workload Assessment  
 Source: SCV-SQL-Information

2024 Overall GRAND TOTAL		Distribution of Caseload			Change*		Percentage (%) of Caseload		
<b>4,770</b>	+761 19.0%	<b>Criminal</b>	1,188	25%	47.8% ▲	+384	<b>Criminal</b>	20.1%	24.9%
2024	↑	<b>Traffic</b>	2,160	45%	10.6% ▲	+207	<b>Traffic</b>	48.7%	45.3%
2023		<b>Civil</b>	1,410	30%	16.0% ▲	+195	<b>Civil</b>	30.3%	29.6%
		<b>Civil Commitments</b>	12	0%	-67.6% ▼	-25	<b>Civil Commitments</b>	0.9%	0.3%
		<b>GRAND TOTAL</b>	<b>4,770</b>	100%	19.0% ▲	+761	<b>GRAND TOTAL</b>	100%	100%

**Dispositions by Division & Code**

Division	Case Type Description	Code	Summary	Change	% Change	Absolute Change
<b>Criminal</b>	Misdemeanor	M	623	▲	+45.6%	+195
	Felony	F	352	▲	+44.3%	+108
	Capias	CA	159	▲	+93.9%	+77
	Show Cause	SC	34	▲	+41.7%	+10
	Civil Violation	CV	20	▼	-23.1%	-6
	<b>Total</b>			<b>1,188</b>	<b>▲</b>	<b>47.8%</b>
<b>Traffic</b>	Infraction	I	1,572	▲	+10.4%	+148
	Misdemeanor	M	547	▲	+11.4%	+56
	Capias	CA	18	▼	-18.2%	-4
	Felony	F	15	▲	+66.7%	+6
	Civil Violation	CV	6	▲	+20.0%	+1
	Show Cause	SC	2	↔	-	-
<b>Total</b>			<b>2,160</b>	<b>▲</b>	<b>10.6%</b>	<b>+207</b>
<b>Civil</b>	Warrant in Debt	WD	594	▲	+30.5%	+139
	Garnishment	GA	313	▲	+9.8%	+28
	Unlawful Detainer	UD	234	▲	+13.0%	+27
	Impoundment	IM	46	▼	-2.1%	-1
	Show Cause	SC	41	▼	-2.4%	-1
	Other	OT	37	▲	+8.8%	+3
	Admin License	AL	34	▼	-38.2%	-21
	Bond Forfeiture	BF	28	▲	+460.0%	+23
	Interrogatory	IN	21	▼	-19.2%	-5
	Preliminary Protective Order	PP	20	▲	+42.9%	+6
	Motion for Judgment	MJ	15	▲	+200.0%	+10
	Abstract	AJ	13	▼	-45.8%	-11
	Protective Order	PO	8	▲	+33.3%	+2
	Counter Claim	CC	2	▲	-	+2
	Detinue	DT	1	▼	-80.0%	-4
	Restricted Operators License	RL	1	▲	-	+1
	Tenants Assertion	TA	1	▼	-50.0%	-1
	Zoning Violation	ZO	1	▲	-	+1
	Capias	CA	0	▼	-100.0%	-3
<b>Total</b>			<b>1,410</b>	<b>▲</b>	<b>16.0%</b>	<b>+195</b>
<b>Civil Commitments</b>	Emergency Custody Order	EC	7	▼	-61.1%	-11
	Temporary Detention Order	TD	5	▼	-72.2%	-13
	Medical Emergency Temporary Detention Order	MT	0	▼	-100.0%	-1
	<b>Total</b>			<b>12</b>	<b>▼</b>	<b>-67.6%</b>
<b>GRAND TOTAL</b>			<b>4,770</b>	<b>▲</b>	<b>19.0%</b>	<b>+761</b>

**Dispositions by Major Case Category\*\***

Category	Summary	Change	% Change	Absolute Change
Felony	367	▲	+45.1%	+114
Garnishment	334	▼	+7.4%	+23
General Civil	627	▲	+31.7%	+151
Infraction/Civil Violation	1,598	▲	+9.8%	+143
Landlord /Tenant	235	▼	+12.4%	+26
Misdemeanor	1,172	▲	+27.5%	+253
Other	409	▲	+11.7%	+43

\* Compared to same time period as previous year  
 3/11/2024 12:13:57PM

\*\* Case Type Categories are defined in the 2017 Virginia Judicial Workload Assessment  
 Source: SCV-SQL-Information

**CPSS - GCMS CASELOAD STATISTICS OF THE GENERAL DISTRICT COURTS**  
 January 2024 thru February 2024 Dispositions (Compared to January 2023 thru February 2023)

**Stafford**

District: 15 FIPS: 179

Protective Orders	28	▲	+40.0%	+8
<b>GRAND TOTAL</b>	<b>4,770</b>	▲	19.0%	+761

\* Compared to same time period as previous year  
 3/11/2024 12:13:57PM

\*\* Case Type Categories are defined in the 2017 Virginia Judicial Workload Assessment  
 Source: SCV-SQL-Information

2024 Overall GRAND TOTAL		Distribution of Caseload			Change*		Percentage (%) of Caseload		
<b>780</b>	-173 -18.2%	<b>Criminal</b>	100	13%	14.9% ▲	+13	<b>Criminal</b>	2023 9.1%	2024 12.8%
2024		<b>Traffic</b>	527	68%	-29.2% ▼	-217	<b>Traffic</b>	78.1%	67.6%
2023		<b>Civil</b>	146	19%	25.9% ▲	+30	<b>Civil</b>	12.2%	18.7%
		<b>Civil Commitments</b>	7	1%	16.7% ▲	+1	<b>Civil Commitments</b>	0.6%	0.9%
		<b>GRAND TOTAL</b>	<b>780</b>	100%	-18.2% ▼	-173	<b>GRAND TOTAL</b>	100%	100%

**Dispositions by Division & Code**

Division	Case Type Description	Code	Summary	Change	% Change	Absolute Change
<b>Criminal</b>	Misdemeanor	M	57	↔		-
	Felony	F	35	▲	+45.8%	+11
	Capias	CA	5	▲	+150.0%	+3
	Show Cause	SC	2	↔		-
	Civil Violation	CV	1	▼	-50.0%	-1
	<b>Total</b>			<b>100</b>	<b>▲</b>	<b>14.9%</b>
<b>Traffic</b>	Infraction	I	429	▼	-33.5%	-216
	Misdemeanor	M	91	▲	+3.4%	+3
	Capias	CA	3	▼	-40.0%	-2
	Felony	F	2	▲	+100.0%	+1
	Civil Violation	CV	1	▼	-66.7%	-2
	Show Cause	SC	1	▼	-50.0%	-1
	<b>Total</b>			<b>527</b>	<b>▼</b>	<b>-29.2%</b>
<b>Civil</b>	Warrant in Debt	WD	53	▲	+23.3%	+10
	Unlawful Detainer	UD	29	▲	+107.1%	+15
	Garnishment	GA	27	▼	-12.9%	-4
	Impoundment	IM	11	↔		-
	Other	OT	11	▲	+83.3%	+5
	Admin License	AL	8	▲	+100.0%	+4
	Protective Order	PO	4	↔		-
	Interrogatory	IN	1	▲	-	+1
	Preliminary Protective Order	PP	1	▲	-	+1
	Show Cause	SC	1	▲	-	+1
	Abstract	AJ	0	▼	-100.0%	-3
	<b>Total</b>			<b>146</b>	<b>▲</b>	<b>25.9%</b>
<b>Civil Commitments</b>	Temporary Detention Order	TD	7	▲	+16.7%	+1
<b>Total</b>			<b>7</b>	<b>▲</b>	<b>16.7%</b>	<b>+1</b>
<b>GRAND TOTAL</b>			<b>780</b>	<b>▼</b>	<b>-18.2%</b>	<b>-173</b>

**Dispositions by Major Case Category\*\***

Category	Summary	Change	% Change	Absolute Change
Felony	37	▲	+48.0%	+12
Garnishment	28	▲	-9.7%	-3
General Civil	55	▲	+25.0%	+11
Infraction/Civil Violation	431	▼	-33.7%	-219
Landlord /Tenant	29	▲	+107.1%	+15
Misdemeanor	148	▲	+2.1%	+3
Other	47	▲	+17.5%	+7
Protective Orders	5	▲	+25.0%	+1
<b>GRAND TOTAL</b>		<b>780</b>	<b>▼</b>	<b>-18.2%</b>

\* Compared to same time period as previous year  
 3/11/2024 12:13:57PM

\*\* Case Type Categories are defined in the 2017 Virginia Judicial Workload Assessment  
 Source: SCV-SQL-Information

2024 Overall GRAND TOTAL		Distribution of Caseload			Change*		Percentage (%) of Caseload			
<b>2,647</b>	-605 -18.6%	<b>Criminal</b>	369	14%	-9.6%	▼	-39	<b>Criminal</b>	2023 12.5%	2024 13.9%
		<b>Traffic</b>	1,317	50%	-28.7%	▼	-529	<b>Traffic</b>	56.8%	49.8%
2024		<b>Civil</b>	917	35%	-4.0%	▼	-38	<b>Civil</b>	29.4%	34.6%
2023		<b>Civil Commitments</b>	44	2%	2.3%	▲	+1	<b>Civil Commitments</b>	1.3%	1.7%
		<b>GRAND TOTAL</b>	<b>2,647</b>	100%	-18.6%	▼	-605	<b>GRAND TOTAL</b>	100%	100%

Dispositions by Division & Code

Division	Case Type Description	Code	Summary	Change	% Change	Absolute Change
<b>Criminal</b>	Misdemeanor	M	210	▼	-18.6%	-48
	Felony	F	67	▼	-18.3%	-15
	Capias	CA	51	▲	+45.7%	+16
	Show Cause	SC	34	▲	+21.4%	+6
	Civil Violation	CV	7	▲	+40.0%	+2
	<b>Total</b>			<b>369</b>	▼	<b>-9.6%</b>
<b>Traffic</b>	Infraction	I	1,014	▼	-33.0%	-499
	Misdemeanor	M	269	▼	-12.9%	-40
	Capias	CA	20	▲	+150.0%	+12
	Show Cause	SC	8	↔		-
	Felony	F	5	▼	-28.6%	-2
	Civil Violation	CV	1	↔		-
<b>Total</b>			<b>1,317</b>	▼	<b>-28.7%</b>	<b>-529</b>
<b>Civil</b>	Warrant in Debt	WD	329	▲	+13.1%	+38
	Garnishment	GA	249	▲	+36.8%	+67
	Unlawful Detainer	UD	213	▼	-9.0%	-21
	Other	OT	38	▼	-2.6%	-1
	Detinue	DT	18	▼	-72.3%	-47
	Preliminary Protective Order	PP	17	▼	-22.7%	-5
	Protective Order	PO	14	↔		-
	Admin License	AL	11	▼	-26.7%	-4
	Interrogatory	IN	9	▼	-79.1%	-34
	Show Cause	SC	7	▼	-75.0%	-21
	Abstract	AJ	4	▼	-33.3%	-2
	Zoning Violation	ZO	3	▲	-	+3
	Distress Seizure	DS	1	▲	-	+1
	Impoundment	IM	1	▼	-75.0%	-3
	Motion for Judgment	MJ	1	▼	-83.3%	-5
	Petition to Require Blood Test	BT	1	▲	-	+1
	Tenants Assertion	TA	1	▼	-66.7%	-2
	Capias	CA	0	▼	-100.0%	-1
Counter Claim	CC	0	▼	-100.0%	-2	
<b>Total</b>			<b>917</b>	▼	<b>-4.0%</b>	<b>-38</b>
<b>Civil Commitments</b>	Temporary Detention Order	TD	29	↔		-
	Emergency Custody Order	EC	15	▲	+7.1%	+1
<b>Total</b>			<b>44</b>	▲	<b>2.3%</b>	<b>+1</b>
<b>GRAND TOTAL</b>			<b>2,647</b>	▼	-18.6%	-605

Dispositions by Major Case Category\*\*

Category	Summary	Change	% Change	Absolute Change
Felony	72	▼	-19.1%	-17
Garnishment	258	▼	+14.7%	+33
General Civil	362	▲	-3.7%	-14
Infraction/Civil Violation	1,022	▲	-32.7%	-497
Landlord /Tenant	214	▼	-9.7%	-23
Misdemeanor	482	▲	-15.0%	-85
Other	206	▲	+1.5%	+3

\* Compared to same time period as previous year  
 3/11/2024 12:13:57PM

\*\* Case Type Categories are defined in the 2017 Virginia Judicial Workload Assessment  
 Source: SCV-SQL-Information



**CPSS - GCMS CASELOAD STATISTICS OF THE GENERAL DISTRICT COURTS**  
January 2024 thru February 2024 Dispositions (Compared to January 2023 thru February 2023)

Protective Orders	31	▼	-13.9%	-5
<b>GRAND TOTAL</b>	<b>2,647</b>	▼	-18.6%	-605

\* Compared to same time period as previous year  
3/11/2024 12:13:57PM

\*\* Case Type Categories are defined in the 2017 Virginia Judicial Workload Assessment  
Source: SCV-SQL-Information

2024 Overall GRAND TOTAL		Distribution of Caseload			Change*		Percentage (%) of Caseload			
<b>1,209</b>	-83 -6.4%	<b>Criminal</b>	305	25%	-1.9%	▼	-6	<b>Criminal</b>	2023: 24.1%	2024: 25.2%
2024		<b>Traffic</b>	369	31%	-21.2%	▼	-99	<b>Traffic</b>	36.2%	30.5%
2023		<b>Civil</b>	401	33%	8.4%	▲	+31	<b>Civil</b>	28.6%	33.2%
		<b>Civil Commitments</b>	134	11%	-6.3%	▼	-9	<b>Civil Commitments</b>	11.1%	11.1%
		<b>GRAND TOTAL</b>	<b>1,209</b>	100%	-6.4%	▼	-83	<b>GRAND TOTAL</b>	100%	100%

**Dispositions by Division & Code**

Division	Case Type Description	Code	Summary	Change	% Change	Absolute Change
<b>Criminal</b>	Misdemeanor	M	160	▼	-8.6%	-15
	Felony	F	60	▼	-14.3%	-10
	Capias	CA	49	▲	+28.9%	+11
	Show Cause	SC	33	▲	+43.5%	+10
	Civil Violation	CV	3	▼	-40.0%	-2
	<b>Total</b>			<b>305</b>	▼	<b>-1.9%</b>
<b>Traffic</b>	Infraction	I	312	▼	-17.0%	-64
	Misdemeanor	M	50	▼	-43.2%	-38
	Show Cause	SC	6	▲	+500.0%	+5
	Capias	CA	1	▼	-66.7%	-2
	<b>Total</b>			<b>369</b>	▼	<b>-21.2%</b>
<b>Civil</b>	Warrant in Debt	WD	166	▲	+30.7%	+39
	Garnishment	GA	99	▲	+32.0%	+24
	Unlawful Detainer	UD	54	▼	-21.7%	-15
	Other	OT	38	▲		-
	Preliminary Protective Order	PP	12	▼	-7.7%	-1
	Protective Order	PO	12	↔		-
	Motion for Judgment	MJ	5	↔		-
	Interrogatory	IN	4	▼	-50.0%	-4
	Impoundment	IM	3	▲	-	+3
	Show Cause	SC	3	▼	-50.0%	-3
	Abstract	AJ	2	▲	+100.0%	+1
	Admin License	AL	2	▼	-77.8%	-7
	Detinue	DT	1	▼	-66.7%	-2
	Counter Claim	CC	0	▼	-100.0%	-1
	Tenants Assertion	TA	0	▼	-100.0%	-3
<b>Total</b>			<b>401</b>	▲	<b>8.4%</b>	<b>+31</b>
<b>Civil Commitments</b>	Mental Commitment	MC	52	▲	+26.8%	+11
	Temporary Detention Order	TD	34	▼	-24.4%	-11
	Emergency Custody Order	EC	29	▼	-17.1%	-6
	Other	OT	18	▼	-14.3%	-3
	Medical Emergency Temporary Detention Order	MT	1	↔		-
<b>Total</b>			<b>134</b>	▼	<b>-6.3%</b>	<b>-9</b>
<b>GRAND TOTAL</b>			<b>1,209</b>	▼	-6.4%	-83

**Dispositions by Major Case Category\*\***

Category	Summary	Change	% Change	Absolute Change
Felony	60	▼	-14.3%	-10
Garnishment	103	▼	+24.1%	+20
General Civil	190	▲	+30.1%	+44
Infraction/Civil Violation	315	▼	-17.3%	-66
Involuntary Civil Commitments	18	▼	-14.3%	-3
Landlord /Tenant	54	▼	-25.0%	-18
Misdemeanor	210	▼	-20.2%	-53
Other	235	▲	+1.7%	+4
Protective Orders	24	▼	-4.0%	-1

\* Compared to same time period as previous year  
 3/11/2024 12:13:57PM

\*\* Case Type Categories are defined in the 2017 Virginia Judicial Workload Assessment  
 Source: SCV-SQL-Information

---

<i><b>GRAND TOTAL</b></i>	<b>1,209</b>	▼	-6.4%	-83
---------------------------	--------------	---	-------	-----

---

\* Compared to same time period as previous year  
3/11/2024 12:13:57PM

\*\* Case Type Categories are defined in the 2017 Virginia Judicial Workload Assessment  
Source: SCV-SQL-Information

2024 Overall GRAND TOTAL		Distribution of Caseload			Change*		Percentage (%) of Caseload			
<b>2,018</b>	-37 -1.8%	<b>Criminal</b>	277	14%	-1.1%	▼	-3	<b>Criminal</b>	2023 13.6%	2024 13.7%
2024		<b>Traffic</b>	1,193	59%	-9.2%	▼	-121	<b>Traffic</b>	63.9%	59.1%
2023		<b>Civil</b>	543	27%	19.9%	▲	+90	<b>Civil</b>	22.0%	26.9%
		<b>Civil Commitments</b>	5	0%	-37.5%	▼	-3	<b>Civil Commitments</b>	0.4%	0.2%
		<b>GRAND TOTAL</b>	<b>2,018</b>	100%	-1.8%	▼	-37	<b>GRAND TOTAL</b>	100%	100%

Dispositions by Division & Code

Division	Case Type Description	Code	Summary	Change	% Change	Absolute Change
<b>Criminal</b>	Misdemeanor	M	154	▲	+29.4%	+35
	Felony	F	72	▼	-25.0%	-24
	Show Cause	SC	28	▼	-12.5%	-4
	Capias	CA	21	▼	-27.6%	-8
	Civil Violation	CV	2	▼	-50.0%	-2
	<b>Total</b>			<b>277</b>	▼	<b>-1.1%</b>
<b>Traffic</b>	Infraction	I	746	▼	-13.0%	-111
	Misdemeanor	M	361	▲	+0.6%	+2
	Show Cause	SC	46	▼	-11.5%	-6
	Capias	CA	28	▼	-17.6%	-6
	Felony	F	8	▲	+33.3%	+2
	Civil Violation	CV	4	↔		-
	Restricted Operators License	RL	0	▼	-100.0%	-2
	<b>Total</b>			<b>1,193</b>	▼	<b>-9.2%</b>
<b>Civil</b>	Warrant in Debt	WD	214	▲	+40.8%	+62
	Garnishment	GA	158	▼	-3.1%	-5
	Unlawful Detainer	UD	77	▲	+35.1%	+20
	Other	OT	17	▲	+70.0%	+7
	Impoundment	IM	13	▲	+8.3%	+1
	Detinue	DT	10	▼	-37.5%	-6
	Preliminary Protective Order	PP	10	▲	+66.7%	+4
	Protective Order	PO	9	▲	+200.0%	+6
	Admin License	AL	8	▲	+33.3%	+2
	Show Cause	SC	8	▼	-11.1%	-1
	Abstract	AJ	6	▲	+100.0%	+3
	Interrogatory	IN	6	▼	-25.0%	-2
	Bond Forfeiture	BF	4	↔		-
	Motion for Judgment	MJ	1	▼	-75.0%	-3
	Overweight	OC	1	▲	-	+1
Petition-Restore Arms	PR	1	▲	-	+1	
<b>Total</b>			<b>543</b>	▲	<b>19.9%</b>	<b>+90</b>
<b>Civil Commitments</b>	Temporary Detention Order	TD	5	▼	-28.6%	-2
	Emergency Custody Order	EC	0	▼	-100.0%	-1
	<b>Total</b>		<b>5</b>	▼	<b>-37.5%</b>	<b>-3</b>
<b>GRAND TOTAL</b>			<b>2,018</b>	▼	-1.8%	-37

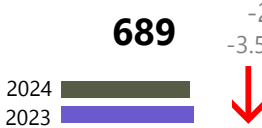
Dispositions by Major Case Category\*\*

Category	Summary	Change	% Change	Absolute Change
Felony	80	▲	-21.6%	-22
Garnishment	164	▼	-4.1%	-7
General Civil	230	▲	+32.9%	+57
Infraction/Civil Violation	753	▲	-12.9%	-112
Landlord /Tenant	77	▲	+35.1%	+20
Misdemeanor	515	▼	+7.3%	+35
Other	180	▼	-9.1%	-18
Protective Orders	19	▲	+111.1%	+10
<b>GRAND TOTAL</b>	<b>2,018</b>	▼	-1.8%	-37

\* Compared to same time period as previous year  
 3/11/2024 12:13:57PM

\*\* Case Type Categories are defined in the 2017 Virginia Judicial Workload Assessment  
 Source: SCV-SQL-Information



2024 Overall GRAND TOTAL		Distribution of Caseload			Change*		Percentage (%) of Caseload			
<b>689</b>	-25 -3.5%	<b>Criminal</b>	77	11%	-20.6%	▼	-20	<b>Criminal</b>	2023 13.6%	2024 11.2%
		<b>Traffic</b>	466	68%	-1.9%	▼	-9	<b>Traffic</b>	66.5%	67.6%
		<b>Civil</b>	137	20%	3.0%	▲	+4	<b>Civil</b>	18.6%	19.9%
		<b>Civil Commitments</b>	9	1%	0.0%		0	<b>Civil Commitments</b>	1.3%	1.3%
		<b>GRAND TOTAL</b>	<b>689</b>	100%	-3.5%	▼	-25	<b>GRAND TOTAL</b>	100%	100%

**Dispositions by Division & Code**

Division	Case Type Description	Code	Summary	Change	% Change	Absolute Change
<b>Criminal</b>	Misdemeanor	M	40	▼	-13.0%	-6
	Felony	F	19	▲	+26.7%	+4
	Capias	CA	9	▼	-10.0%	-1
	Show Cause	SC	8	▼	-55.6%	-10
	Civil Violation	CV	1	▼	-87.5%	-7
	<b>Total</b>			<b>77</b>	▼	<b>-20.6%</b>
<b>Traffic</b>	Infraction	I	356	▼	-11.4%	-46
	Misdemeanor	M	88	▲	+37.5%	+24
	Capias	CA	12	▲	-	+12
	Show Cause	SC	9	▲	+12.5%	+1
	Felony	F	1	↔	-	-
	<b>Total</b>			<b>466</b>	▼	<b>-1.9%</b>
<b>Civil</b>	Warrant in Debt	WD	54	▲	+31.7%	+13
	Garnishment	GA	44	▲	+10.0%	+4
	Impoundment	IM	15	▼	-25.0%	-5
	Preliminary Protective Order	PP	8	▲	+300.0%	+6
	Interrogatory	IN	4	▼	-20.0%	-1
	Other	OT	3	▼	-66.7%	-6
	Show Cause	SC	3	▲	+50.0%	+1
	Unlawful Detainer	UD	3	▼	-57.1%	-4
	Admin License	AL	1	▲	-	+1
	Detinue	DT	1	↔	-	-
	Motion for Judgment	MJ	1	▲	-	+1
	Protective Order	PO	0	▼	-100.0%	-5
	Tenants Assertion	TA	0	▼	-100.0%	-1
	<b>Total</b>			<b>137</b>	▲	<b>3.0%</b>
<b>Civil Commitments</b>	Temporary Detention Order	TD	6	↔	-	-
	Mental Commitment	MC	2	▲	+100.0%	+1
	Emergency Custody Order	EC	1	▼	-50.0%	-1
	<b>Total</b>			<b>9</b>		<b>0.0%</b>
<b>GRAND TOTAL</b>			<b>689</b>	▼	-3.5%	-25

**Dispositions by Major Case Category\*\***

Category	Summary	Change	% Change	Absolute Change	
Felony	20	▲	+25.0%	+4	
Garnishment	48	▼	+6.7%	+3	
General Civil	56	▲	+21.7%	+10	
Infraction/Civil Violation	357	▼	-12.9%	-53	
Landlord /Tenant	3	▼	-62.5%	-5	
Misdemeanor	128	▲	+16.4%	+18	
Other	69	▲	-4.2%	-3	
Protective Orders	8	▲	+14.3%	+1	
<b>GRAND TOTAL</b>		<b>689</b>	▼	-3.5%	-25

\* Compared to same time period as previous year  
 3/11/2024 12:13:57PM

\*\* Case Type Categories are defined in the 2017 Virginia Judicial Workload Assessment  
 Source: SCV-SQL-Information

2024 Overall GRAND TOTAL		Distribution of Caseload			Change*		Percentage (%) of Caseload		
<b>1,011</b>	+141 16.2%	<b>Criminal</b>	75	7%	56.3% ▲	+27	<b>Criminal</b>	2023 5.5%	2024 7.4%
2024	↑	<b>Traffic</b>	817	81%	13.6% ▲	+98	<b>Traffic</b>	82.6%	80.8%
2023		<b>Civil</b>	116	11%	12.6% ▲	+13	<b>Civil</b>	11.8%	11.5%
		<b>Civil Commitments</b>	3	0%	- ▲	+3	<b>Civil Commitments</b>	0.0%	0.3%
		<b>GRAND TOTAL</b>	<b>1,011</b>	100%	16.2% ▲	+141	<b>GRAND TOTAL</b>	100%	100%

Dispositions by Division & Code

Division	Case Type Description	Code	Summary	Change	% Change	Absolute Change
<b>Criminal</b>	Misdemeanor	M	59	▲	+96.7%	+29
	Felony	F	10	▼	-23.1%	-3
	Civil Violation	CV	4	▲	+33.3%	+1
	Capias	CA	2	↔	-	-
	<b>Total</b>		<b>75</b>	<b>▲</b>	<b>56.3%</b>	<b>+27</b>
<b>Traffic</b>	Infraction	I	641	▲	+15.9%	+88
	Misdemeanor	M	169	▲	+3.0%	+5
	Capias	CA	2	▲	-	+2
	Show Cause	SC	2	▲	+100.0%	+1
	Civil Violation	CV	1	▲	-	+1
	Felony	F	1	↔	-	-
	Other	O	1	▲	-	+1
	<b>Total</b>		<b>817</b>	<b>▲</b>	<b>13.6%</b>	<b>+98</b>
<b>Civil</b>	Warrant in Debt	WD	64	▲	+68.4%	+26
	Garnishment	GA	24	▼	-11.1%	-3
	Admin License	AL	12	▼	-25.0%	-4
	Unlawful Detainer	UD	7	▲	+75.0%	+3
	Impoundment	IM	4	▲	+33.3%	+1
	Other	OT	3	▼	-57.1%	-4
	Motion for Judgment	MJ	1	▼	-50.0%	-1
	Overweight	OC	1	▲	-	+1
	Counter Claim	CC	0	▼	-100.0%	-1
	Detinue	DT	0	▼	-100.0%	-2
	Interrogatory	IN	0	▼	-100.0%	-1
	Preliminary Protective Order	PP	0	▼	-100.0%	-2
	<b>Total</b>		<b>116</b>	<b>▲</b>	<b>12.6%</b>	<b>+13</b>
<b>Civil Commitments</b>	Temporary Detention Order	TD	2	▲	-	+2
	Emergency Custody Order	EC	1	▲	-	+1
	<b>Total</b>		<b>3</b>	<b>▲</b>	<b>-</b>	<b>+3</b>
<b>GRAND TOTAL</b>			<b>1,011</b>	<b>▲</b>	<b>16.2%</b>	<b>+141</b>

Dispositions by Major Case Category\*\*

Category	Summary	Change	% Change	Absolute Change
Felony	11	▼	-21.4%	-3
Garnishment	24	▼	-14.3%	-4
General Civil	66	▼	+53.5%	+23
Infraction/Civil Violation	648	▲	+16.5%	+92
Landlord /Tenant	7	▲	+75.0%	+3
Misdemeanor	228	▲	+17.5%	+34
Other	27	▲	-6.9%	-2
Protective Orders	0	▼	-100.0%	-2
<b>GRAND TOTAL</b>	<b>1,011</b>	<b>▲</b>	<b>16.2%</b>	<b>+141</b>

\* Compared to same time period as previous year  
 3/11/2024 12:13:57PM

\*\* Case Type Categories are defined in the 2017 Virginia Judicial Workload Assessment  
 Source: SCV-SQL-Information

2024 Overall GRAND TOTAL		Distribution of Caseload			Change*		Percentage (%) of Caseload			
2024	1,130	Criminal	66	6%	-16.5%	▼	-13	Criminal	2023	2024
			899	80%	196.7%	▲	+596		Traffic	16.0%
2023	+637 129.2%	Civil	156	14%	52.9%	▲	+54	Civil	61.5%	79.6%
		Civil Commitments	9	1%	0.0%		0	Civil Commitments	20.7%	13.8%
<b>GRAND TOTAL</b>			<b>1,130</b>	100%	129.2%	▲	+637	<b>GRAND TOTAL</b>	100%	100%

**Dispositions by Division & Code**

Division	Case Type Description	Code	Summary	Change	% Change	Absolute Change
<b>Criminal</b>	Misdemeanor	M	38	▼	-9.5%	-4
	Felony	F	15	▼	-44.4%	-12
	Capias	CA	5	▲	+66.7%	+2
	Civil Violation	CV	4	▲	+300.0%	+3
	Show Cause	SC	3	▼	-40.0%	-2
	Restricted Operators License	RL	1	↔		-
	<b>Total</b>			<b>66</b>	▼	<b>-16.5%</b>
<b>Traffic</b>	Infraction	I	801	▲	+252.9%	+574
	Misdemeanor	M	95	▲	+35.7%	+25
	Felony	F	2	▲	-	+2
	Show Cause	SC	1	▼	-50.0%	-1
	Capias	CA	0	▼	-100.0%	-3
	Restricted Operators License	RL	0	▼	-100.0%	-1
	<b>Total</b>			<b>899</b>	▲	<b>196.7%</b>
<b>Civil</b>	Warrant in Debt	WD	59	▲	+63.9%	+23
	Garnishment	GA	36	▲	+5.9%	+2
	Unlawful Detainer	UD	21	▲	+200.0%	+14
	Admin License	AL	11	↔		-
	Other	OT	9	▲	+200.0%	+6
	Impoundment	IM	4	▲	+300.0%	+3
	Protective Order	PO	4	▲	+100.0%	+2
	Show Cause	SC	4	▲	-	+4
	Abstract	AJ	3	↔		-
	Preliminary Protective Order	PP	3	▲	+50.0%	+1
	Interrogatory	IN	2	↔		-
	Zoning Violation	ZO	0	▼	-100.0%	-1
	<b>Total</b>			<b>156</b>	▲	<b>52.9%</b>
<b>Civil Commitments</b>	Temporary Detention Order	TD	6	▼	-33.3%	-3
	Emergency Custody Order	EC	3	▲	-	+3
	<b>Total</b>			<b>9</b>		<b>0.0%</b>
<b>GRAND TOTAL</b>			<b>1,130</b>	▲	129.2%	+637

**Dispositions by Major Case Category\*\***

Category	Summary	Change	% Change	Absolute Change
Felony	17	▲	-37.0%	-10
Garnishment	38	▲	+5.6%	+2
General Civil	63	▲	+75.0%	+27
Infraction/Civil Violation	805	▲	+253.1%	+577
Landlord /Tenant	21	▲	+200.0%	+14
Misdemeanor	134	▼	+16.5%	+19
Other	45	▲	+12.5%	+5
Protective Orders	7	▲	+75.0%	+3
<b>GRAND TOTAL</b>	<b>1,130</b>	▲	129.2%	+637

\* Compared to same time period as previous year  
 3/11/2024 12:13:57PM

\*\* Case Type Categories are defined in the 2017 Virginia Judicial Workload Assessment  
 Source: SCV-SQL-Information



2024 Overall GRAND TOTAL		Distribution of Caseload			Change*		Percentage (%) of Caseload			
2024	1,235	Criminal	220	18%	14.6%	▲	+28	Criminal	2023	2024
2023	+95 8.3%	Traffic	668	54%	-7.1%	▼	-51	Traffic	16.8%	17.8%
	▲	Civil	332	27%	50.2%	▲	+111	Civil	63.1%	54.1%
		Civil Commitments	15	1%	87.5%	▲	+7	Civil Commitments	19.4%	26.9%
		<b>GRAND TOTAL</b>	<b>1,235</b>	<b>100%</b>	<b>8.3%</b>	<b>▲</b>	<b>+95</b>	<b>GRAND TOTAL</b>	<b>100%</b>	<b>100%</b>

Dispositions by Division & Code


Division	Case Type Description	Code	Summary	Change	% Change	Absolute Change
<b>Criminal</b>	Misdemeanor	M	131	▲	+81.9%	+59
	Felony	F	53	▼	-34.6%	-28
	Capias	CA	18	▲	+12.5%	+2
	Show Cause	SC	13	▼	-7.1%	-1
	Civil Violation	CV	5	▼	-44.4%	-4
	<b>Total</b>			<b>220</b>	<b>▲</b>	<b>14.6%</b>
<b>Traffic</b>	Infraction	I	562	▲	+0.9%	+5
	Misdemeanor	M	100	▼	-34.2%	-52
	Capias	CA	4	↔	-	-
	Show Cause	SC	2	▼	-33.3%	-1
	Civil Violation	CV	0	▼	-100.0%	-1
	Felony	F	0	▼	-100.0%	-2
<b>Total</b>			<b>668</b>	<b>▼</b>	<b>-7.1%</b>	<b>-51</b>
<b>Civil</b>	Warrant in Debt	WD	145	▲	+74.7%	+62
	Garnishment	GA	79	▲	+43.6%	+24
	Impoundment	IM	44	▲	+109.5%	+23
	Unlawful Detainer	UD	24	▲	+14.3%	+3
	Other	OT	15	▲	+15.4%	+2
	Admin License	AL	10	▲	+100.0%	+5
	Preliminary Protective Order	PP	4	▼	-50.0%	-4
	Protective Order	PO	3	▼	-25.0%	-1
	Show Cause	SC	3	▲	-	+3
	Abstract	AJ	2	▼	-50.0%	-2
	Detinue	DT	1	↔	-	-
	Motion for Judgment	MJ	1	▼	-75.0%	-3
	Tenants Assertion	TA	1	▲	-	+1
	Counter Claim	CC	0	▼	-100.0%	-1
	Overweight	OC	0	▼	-100.0%	-1
<b>Total</b>			<b>332</b>	<b>▲</b>	<b>50.2%</b>	<b>+111</b>
<b>Civil Commitments</b>	Temporary Detention Order	TD	15	▲	+150.0%	+9
	Emergency Custody Order	EC	0	▼	-100.0%	-2
	<b>Total</b>		<b>15</b>	<b>▲</b>	<b>87.5%</b>	<b>+7</b>
<b>GRAND TOTAL</b>			<b>1,235</b>	<b>▲</b>	<b>8.3%</b>	<b>+95</b>

Dispositions by Major Case Category\*\*

Category	Summary	Change	% Change	Absolute Change
Felony	53	▼	-36.1%	-30
Garnishment	79	▲	+43.6%	+24
General Civil	151	▼	+64.1%	+59
Infraction/Civil Violation	567	▼	-0.2%	-1
Landlord /Tenant	25	▲	+19.0%	+4
Misdemeanor	231	▲	+3.1%	+7
Other	122	▲	+43.5%	+37
Protective Orders	7	▼	-41.7%	-5
<b>GRAND TOTAL</b>	<b>1,235</b>	<b>▲</b>	<b>8.3%</b>	<b>+95</b>

\* Compared to same time period as previous year  
 3/11/2024 12:13:57PM

\*\* Case Type Categories are defined in the 2017 Virginia Judicial Workload Assessment  
 Source: SCV-SQL-Information

2024 Overall GRAND TOTAL		Distribution of Caseload			Change*		Percentage (%) of Caseload		
<b>719</b>	+188 35.4%	<b>Criminal</b>	45	6%	28.6% ▲	+10	<b>Criminal</b>	2023 6.6%	2024 6.3%
2024 	↑	<b>Traffic</b>	622	87%	41.7% ▲	+183	<b>Traffic</b>	82.7%	86.5%
2023		<b>Civil</b>	52	7%	-5.5% ▼	-3	<b>Civil</b>	10.4%	7.2%
		<b>Civil Commitments</b>	0	0%	-100.0% ▼	-2	<b>Civil Commitments</b>	0.4%	0.0%
		<b>GRAND TOTAL</b>	<b>719</b>	100%	35.4% ▲	+188	<b>GRAND TOTAL</b>	100%	100%

Dispositions by Division & Code

Division	Case Type Description	Code	Summary	Change	% Change	Absolute Change
<b>Criminal</b>	Misdemeanor	M	27	▲	+58.8%	+10
	Felony	F	10	▼	-23.1%	-3
	Show Cause	SC	4	▲	+300.0%	+3
	Civil Violation	CV	3	↔		-
	Capias	CA	1	↔		-
	<b>Total</b>			<b>45</b>	<b>▲</b>	<b>28.6%</b>
<b>Traffic</b>	Infraction	I	524	▲	+38.6%	+146
	Misdemeanor	M	84	▲	+50.0%	+28
	Capias	CA	8	▲	+300.0%	+6
	Show Cause	SC	5	▲	+150.0%	+3
	Civil Violation	CV	1	▲	-	+1
	Felony	F	0	▼	-100.0%	-1
	<b>Total</b>			<b>622</b>	<b>▲</b>	<b>41.7%</b>
<b>Civil</b>	Warrant in Debt	WD	27	▼	-3.6%	-1
	Garnishment	GA	17	↔		-
	Preliminary Protective Order	PP	4	▲	-	+4
	Unlawful Detainer	UD	2	▲	+100.0%	+1
	Overweight	OC	1	▲	-	+1
	Protective Order	PO	1	▲	-	+1
	Admin License	AL	0	▼	-100.0%	-4
	Impoundment	IM	0	▼	-100.0%	-1
	Interrogatory	IN	0	▼	-100.0%	-3
	Other	OT	0	▼	-100.0%	-1
	<b>Total</b>			<b>52</b>	<b>▼</b>	<b>-5.5%</b>
<b>Civil Commitments</b>	Temporary Detention Order	TD	0	▼	-100.0%	-2
<b>Total</b>			<b>0</b>	<b>▼</b>	<b>-100.0%</b>	<b>-2</b>
<b>GRAND TOTAL</b>			<b>719</b>	<b>▲</b>	<b>35.4%</b>	<b>+188</b>

Dispositions by Major Case Category\*\*

Category	Summary	Change	% Change	Absolute Change	
Felony	10	▼	-28.6%	-4	
Garnishment	17	▼	-15.0%	-3	
General Civil	27	▼	-6.9%	-2	
Infraction/Civil Violation	529	▲	+38.8%	+148	
Landlord /Tenant	2	▲	+100.0%	+1	
Misdemeanor	111	▲	+52.1%	+38	
Other	18	▲	+38.5%	+5	
Protective Orders	5	▲	-	+5	
<b>GRAND TOTAL</b>		<b>719</b>	<b>▲</b>	<b>35.4%</b>	<b>+188</b>

\* Compared to same time period as previous year  
 3/11/2024 12:13:57PM

\*\* Case Type Categories are defined in the 2017 Virginia Judicial Workload Assessment  
 Source: SCV-SQL-Information

2024 Overall GRAND TOTAL		Distribution of Caseload			Change*		Percentage (%) of Caseload		
<b>1,583</b>	+331 26.4%	<b>Criminal</b>	236	15%	46.6% ▲	+75	<b>Criminal</b>	2023 12.9%	2024 14.9%
2024	↑	<b>Traffic</b>	914	58%	20.6% ▲	+156	<b>Traffic</b>	60.5%	57.7%
2023		<b>Civil</b>	415	26%	28.1% ▲	+91	<b>Civil</b>	25.9%	26.2%
		<b>Civil Commitments</b>	18	1%	100.0% ▲	+9	<b>Civil Commitments</b>	0.7%	1.1%
		<b>GRAND TOTAL</b>	<b>1,583</b>	100%	26.4% ▲	+331	<b>GRAND TOTAL</b>	100%	100%

Dispositions by Division & Code

Division	Case Type Description	Code	Summary	Change	% Change	Absolute Change
<b>Criminal</b>	Misdemeanor	M	155	▲	+72.2%	+65
	Felony	F	44	▲	+76.0%	+19
	Show Cause	SC	16	▲	+33.3%	+4
	Capias	CA	15	▼	-21.1%	-4
	Civil Violation	CV	6	▼	-60.0%	-9
	<b>Total</b>		<b>236</b>	<b>▲</b>	<b>46.6%</b>	<b>+75</b>
<b>Traffic</b>	Infraction	I	645	▲	+11.0%	+64
	Misdemeanor	M	186	▲	+39.8%	+53
	Other	O	73	▲	+102.8%	+37
	Capias	CA	5	▲	+150.0%	+3
	Felony	F	4	↔		-
	Show Cause	SC	1	▼	-50.0%	-1
	<b>Total</b>		<b>914</b>	<b>▲</b>	<b>20.6%</b>	<b>+156</b>
<b>Civil</b>	Warrant in Debt	WD	228	▲	+57.2%	+83
	Garnishment	GA	91	▲	+1.1%	+1
	Unlawful Detainer	UD	39	▲	+25.8%	+8
	Detinue	DT	12	▲	+100.0%	+6
	Admin License	AL	8	▲	+14.3%	+1
	Other	OT	8	▼	-11.1%	-1
	Preliminary Protective Order	PP	7	▲	+16.7%	+1
	Impoundment	IM	6	↔		-
	Protective Order	PO	6	↔		-
	Interrogatory	IN	5	▲	+25.0%	+1
	Show Cause	SC	3	▼	-40.0%	-2
	Abstract	AJ	1	▼	-83.3%	-5
	Motion for Judgment	MJ	1	▼	-50.0%	-1
	Capias	CA	0	▼	-100.0%	-1
	<b>Total</b>		<b>415</b>	<b>▲</b>	<b>28.1%</b>	<b>+91</b>
<b>Civil Commitments</b>	Temporary Detention Order	TD	17	▲	+112.5%	+9
	Emergency Custody Order	EC	1	↔		-
	<b>Total</b>		<b>18</b>	<b>▲</b>	<b>100.0%</b>	<b>+9</b>
<b>GRAND TOTAL</b>			<b>1,583</b>	<b>▲</b>	<b>26.4%</b>	<b>+331</b>

Dispositions by Major Case Category\*\*

Category	Summary	Change	% Change	Absolute Change
Felony	48	▲	+65.5%	+19
Garnishment	96	▲	+2.1%	+2
General Civil	241	▲	+54.5%	+85
Infraction/Civil Violation	724	▲	+14.6%	+92
Landlord /Tenant	39	▲	+25.8%	+8
Misdemeanor	341	▲	+52.9%	+118
Other	81	▲	+8.0%	+6
Protective Orders	13	▲	+8.3%	+1
<b>GRAND TOTAL</b>		<b>1,583</b>	<b>▲</b>	<b>26.4%</b>

\* Compared to same time period as previous year  
 3/11/2024 12:13:57PM

\*\* Case Type Categories are defined in the 2017 Virginia Judicial Workload Assessment  
 Source: SCV-SQL-Information

2024 Overall GRAND TOTAL		Distribution of Caseload			Change*		Percentage (%) of Caseload		
<b>7,103</b>	+752 11.8%	<b>Criminal</b>	1,372	19%	22.8% ▲	+255	<b>Criminal</b>	2023 17.6%	2024 19.3%
2024		<b>Traffic</b>	4,346	61%	4.6% ▲	+190	<b>Traffic</b>	65.4%	61.2%
2023		<b>Civil</b>	1,277	18%	31.8% ▲	+308	<b>Civil</b>	15.3%	18.0%
		<b>Civil Commitments</b>	108	2%	-0.9% ▼	-1	<b>Civil Commitments</b>	1.7%	1.5%
		<b>GRAND TOTAL</b>	<b>7,103</b>	100%	11.8% ▲	+752	<b>GRAND TOTAL</b>	100%	100%

**Dispositions by Division & Code**

Division	Case Type Description	Code	Summary	Change	% Change	Absolute Change
<b>Criminal</b>	Misdemeanor	M	616	▲	+18.0%	+94
	Felony	F	467	▲	+21.3%	+82
	Capias	CA	176	▲	+9.3%	+15
	Civil Violation	CV	78	▲	+1,014.3%	+71
	Show Cause	SC	35	▼	-16.7%	-7
	<b>Total</b>			<b>1,372</b>	<b>▲</b>	<b>22.8%</b>
<b>Traffic</b>	Infraction	I	3,615	▲	+6.7%	+226
	Misdemeanor	M	524	▼	-12.5%	-75
	Other	O	114	▲	+70.1%	+47
	Capias	CA	34	▼	-8.1%	-3
	Civil Violation	CV	27	▲	+80.0%	+12
	Show Cause	SC	21	▼	-8.7%	-2
	Felony	F	11	▼	-57.7%	-15
	<b>Total</b>			<b>4,346</b>	<b>▲</b>	<b>4.6%</b>
<b>Civil</b>	Unlawful Detainer	UD	518	▲	+63.9%	+202
	Warrant in Debt	WD	351	▲	+14.3%	+44
	Garnishment	GA	223	▲	+25.3%	+45
	Motion for Judgment	MJ	45	▲	-	+45
	Admin License	AL	41	▼	-33.9%	-21
	Protective Order	PO	25	▼	-13.8%	-4
	Preliminary Protective Order	PP	20	▼	-31.0%	-9
	Other	OT	13	▼	-13.3%	-2
	Show Cause	SC	13	▲	+30.0%	+3
	Interrogatory	IN	9	▲	+350.0%	+7
	Impoundment	IM	8	▼	-20.0%	-2
	Bond Forfeiture	BF	4	▲	+300.0%	+3
	Counter Claim	CC	2	▼	-33.3%	-1
	Detinue	DT	2	↔	-	-
	Tenants Assertion	TA	2	▼	-60.0%	-3
	Petition-Restore Arms	PR	1	▲	-	+1
<b>Total</b>			<b>1,277</b>	<b>▲</b>	<b>31.8%</b>	<b>+308</b>
<b>Civil Commitments</b>	Mental Commitment	MC	61	▲	+13.0%	+7
	Temporary Detention Order	TD	16	▼	-33.3%	-8
	Emergency Custody Order	EC	12	▼	-33.3%	-6
	Other	OT	12	↔	-	-
	Petition	PT	7	▲	-	+7
	Medical Emergency Temporary Detention Order	MT	0	▼	-100.0%	-1
<b>Total</b>			<b>108</b>	<b>▼</b>	<b>-0.9%</b>	<b>-1</b>
<b>GRAND TOTAL</b>			<b>7,103</b>	<b>▲</b>	<b>11.8%</b>	<b>+752</b>

**Dispositions by Major Case Category\*\***

Category	Summary	Change	% Change	Absolute Change
Felony	478	▼	+16.3%	+67
Garnishment	232	▲	+28.9%	+52
General Civil	400	▲	+28.6%	+89
Infraction/Civil Violation	3,834	▲	+10.2%	+356
Involuntary Civil Commitments	19	▲	+58.3%	+7
Landlord /Tenant	520	▲	+62.0%	+199

\* Compared to same time period as previous year  
 3/11/2024 12:13:57PM

\*\* Case Type Categories are defined in the 2017 Virginia Judicial Workload Assessment  
 Source: SCV-SQL-Information

**CPSS - GCMS CASELOAD STATISTICS OF THE GENERAL DISTRICT COURTS**  
 January 2024 thru February 2024 Dispositions (Compared to January 2023 thru February 2023)

**Arlington**

District: 17 FIPS: 013

Misdemeanor	1,140	▲	+1.7%	+19
Other	435	▲	-5.2%	-24
Protective Orders	45	▼	-22.4%	-13
<b>GRAND TOTAL</b>	<b>7,103</b>	▲	11.8%	+752

\* Compared to same time period as previous year  
 3/11/2024 12:13:57PM

\*\* Case Type Categories are defined in the 2017 Virginia Judicial Workload Assessment  
 Source: SCV-SQL-Information

2024 Overall GRAND TOTAL		Distribution of Caseload			Change*		Percentage (%) of Caseload			
<b>276</b>	-56 -16.9%	<b>Criminal</b>	46	17%	155.6%	▲	+28	<b>Criminal</b>	2023 5.4%	2024 16.7%
2024		<b>Traffic</b>	182	66%	-34.8%	▼	-97	<b>Traffic</b>	84.0%	65.9%
2023		<b>Civil</b>	48	17%	37.1%	▲	+13	<b>Civil</b>	10.5%	17.4%
		<b>GRAND TOTAL</b>	<b>276</b>	100%	-16.9%	▼	-56	<b>GRAND TOTAL</b>	100%	100%

**Dispositions by Division & Code**

Division	Case Type Description	Code	Summary	Change	% Change	Absolute Change
<b>Criminal</b>	Misdemeanor	M	35	▲	+250.0%	+25
	Capias	CA	7	▲	+600.0%	+6
	Felony	F	2	▼	-66.7%	-4
	Show Cause	SC	2	▲	+100.0%	+1
	<b>Total</b>		<b>46</b>	▲	<b>155.6%</b>	<b>+28</b>
<b>Traffic</b>	Infraction	I	138	▼	-42.3%	-101
	Misdemeanor	M	30	▲	+50.0%	+10
	Other	O	8	▼	-50.0%	-8
	Show Cause	SC	3	▲	+200.0%	+2
	Civil Violation	CV	2	▲	+100.0%	+1
	Capias	CA	1	↔	-	-
	Felony	F	0	▼	-100.0%	-1
<b>Total</b>		<b>182</b>	▼	<b>-34.8%</b>	<b>-97</b>	
<b>Civil</b>	Unlawful Detainer	UD	25	▲	+400.0%	+20
	Warrant in Debt	WD	16	▲	+23.1%	+3
	Garnishment	GA	4	▼	-66.7%	-8
	Admin License	AL	2	▼	-33.3%	-1
	Counter Claim	CC	1	▲	-	+1
	Interrogatory	IN	0	▼	-100.0%	-1
	Petition-Restore Arms	PR	0	▼	-100.0%	-1
<b>Total</b>		<b>48</b>	▲	<b>37.1%</b>	<b>+13</b>	
<b>GRAND TOTAL</b>			<b>276</b>	▼	-16.9%	-56

**Dispositions by Major Case Category\*\***

Category	Summary	Change	% Change	Absolute Change
Felony	2	▼	-71.4%	-5
Garnishment	4	▼	-69.2%	-9
General Civil	16	▼	+14.3%	+2
Infraction/Civil Violation	148	▲	-42.2%	-108
Landlord /Tenant	25	▲	+400.0%	+20
Misdemeanor	65	▲	+116.7%	+35
Other	16	▲	+128.6%	+9
<b>GRAND TOTAL</b>	<b>276</b>	▼	-16.9%	-56

\* Compared to same time period as previous year  
 3/11/2024 12:13:57PM

\*\* Case Type Categories are defined in the 2017 Virginia Judicial Workload Assessment  
 Source: SCV-SQL-Information

2024 Overall GRAND TOTAL		Distribution of Caseload			Change*		Percentage (%) of Caseload		
<b>3,652</b>	-181 -4.7%	<b>Criminal</b>	810	22%	75.3% ▲	+348	<b>Criminal</b>	2023 12.1%	2024 22.2%
2024		<b>Traffic</b>	1,171	32%	-36.7% ▼	-679	<b>Traffic</b>	48.3%	32.1%
2023		<b>Civil</b>	1,544	42%	12.6% ▲	+173	<b>Civil</b>	35.8%	42.3%
		<b>Civil Commitments</b>	127	3%	-15.3% ▼	-23	<b>Civil Commitments</b>	3.9%	3.5%
		<b>GRAND TOTAL</b>	<b>3,652</b>	100%	-4.7% ▼	-181	<b>GRAND TOTAL</b>	100%	100%

Dispositions by Division & Code

Division	Case Type Description	Code	Summary	Change	% Change	Absolute Change
<b>Criminal</b>	Misdemeanor	M	537	▲	+108.9%	+280
	Felony	F	194	▲	+47.0%	+62
	Capias	CA	47	▲	+62.1%	+18
	Show Cause	SC	27	▼	-34.1%	-14
	Civil Violation	CV	5	▲	+66.7%	+2
	<b>Total</b>			<b>810</b>	<b>▲</b>	<b>75.3%</b>
<b>Traffic</b>	Infraction	I	753	▼	-38.0%	-462
	Misdemeanor	M	245	▼	-22.2%	-70
	Other	O	141	▼	-49.3%	-137
	Felony	F	9	▼	-30.8%	-4
	Civil Violation	CV	8	▲	+166.7%	+5
	Show Cause	SC	8	▼	-57.9%	-11
	Capias	CA	7	↔		-
<b>Total</b>			<b>1,171</b>	<b>▼</b>	<b>-36.7%</b>	<b>-679</b>
<b>Civil</b>	Unlawful Detainer	UD	872	▲	+31.1%	+207
	Warrant in Debt	WD	347	▼	-8.4%	-32
	Garnishment	GA	165	▼	-13.2%	-25
	Other	OT	45	▼	+2.3%	+1
	Preliminary Protective Order	PP	39	▲	+30.0%	+9
	Protective Order	PO	27	▼	-10.0%	-3
	Bond Forfeiture	BF	17	▲	+70.0%	+7
	Interrogatory	IN	12	▲	+100.0%	+6
	Motion for Judgment	MJ	6	▲	+50.0%	+2
	Counter Claim	CC	4	▼	-20.0%	-1
	Admin License	AL	3	▼	-25.0%	-1
	Tenants Assertion	TA	3	▲	+50.0%	+1
	Abstract	AJ	2	▲	+100.0%	+1
	Detinue	DT	2	▲	-	+2
	Restricted Operators License	RL	0	▼	-100.0%	-1
<b>Total</b>			<b>1,544</b>	<b>▲</b>	<b>12.6%</b>	<b>+173</b>
<b>Civil Commitments</b>	Temporary Detention Order	TD	56	▼	-18.8%	-13
	Mental Commitment	MC	44	▼	-18.5%	-10
	Emergency Custody Order	EC	16	▼	-38.5%	-10
	Petition	PT	7	▲	+600.0%	+6
	Other	OT	4	▲	-	+4
<b>Total</b>			<b>127</b>	<b>▼</b>	<b>-15.3%</b>	<b>-23</b>
<b>GRAND TOTAL</b>			<b>3,652</b>	<b>▼</b>	<b>-4.7%</b>	<b>-181</b>

Dispositions by Major Case Category\*\*

Category	Summary	Change	% Change	Absolute Change
Felony	203	▲	+40.0%	+58
Garnishment	177	▲	-9.7%	-19
General Civil	356	▲	-8.0%	-31
Infraction/Civil Violation	907	▲	-39.5%	-592
Involuntary Civil Commitments	11	▲	+1,000.0%	+10
Landlord /Tenant	875	▲	+31.2%	+208
Misdemeanor	782	▼	+36.5%	+209

\* Compared to same time period as previous year  
 3/11/2024 12:13:57PM

\*\* Case Type Categories are defined in the 2017 Virginia Judicial Workload Assessment  
 Source: SCV-SQL-Information



**CPSS - GCMS CASELOAD STATISTICS OF THE GENERAL DISTRICT COURTS**  
 January 2024 thru February 2024 Dispositions (Compared to January 2023 thru February 2023)

Other	275	▲	-9.8%	-30
Protective Orders	66	▲	+10.0%	+6
<b>GRAND TOTAL</b>	<b>3,652</b>	▼	-4.7%	-181

\* Compared to same time period as previous year  
 3/11/2024 12:13:57PM

\*\* Case Type Categories are defined in the 2017 Virginia Judicial Workload Assessment  
 Source: SCV-SQL-Information



2024 Overall GRAND TOTAL		Distribution of Caseload			Change*		Percentage (%) of Caseload		
<b>35,223</b>	+2,910 9.0%	<b>Criminal</b>	4,518	13%	20.6% ▲	+771	<b>Criminal</b>	2023: 11.6%	2024: 12.8%
2024 	↑	<b>Traffic</b>	24,633	70%	5.7% ▲	+1,325	<b>Traffic</b>	72.1%	69.9%
2023 		<b>Civil</b>	5,363	15%	13.5% ▲	+637	<b>Civil</b>	14.6%	15.2%
		<b>Civil Commitments</b>	709	2%	33.3% ▲	+177	<b>Civil Commitments</b>	1.6%	2.0%
		<b>GRAND TOTAL</b>	<b>35,223</b>	100%	9.0% ▲	+2,910	<b>GRAND TOTAL</b>	100%	100%

**Dispositions by Division & Code**

Division	Case Type Description	Code	Summary	Change	% Change	Absolute Change
<b>Criminal</b>	Misdemeanor	M	2,484	▲	+27.3%	+533
	Felony	F	1,524	▲	+10.8%	+148
	Capias	CA	392	▲	+32.9%	+97
	Show Cause	SC	81	▼	-11.0%	-10
	Civil Violation	CV	35	▲	+2.9%	+1
	Motion	MO	2	▲	-	+2
	<b>Total</b>			<b>4,518</b>	<b>▲</b>	<b>20.6%</b>
<b>Traffic</b>	Infraction	I	21,066	▲	+6.1%	+1,214
	Misdemeanor	M	3,063	▲	+1.0%	+31
	Capias	CA	237	▲	+52.9%	+82
	Show Cause	SC	92	▼	-13.2%	-14
	Civil Violation	CV	75	▲	+19.0%	+12
	Felony	F	62	▲	+12.7%	+7
	Motion	MO	33	▼	-21.4%	-9
	Restricted Operators License	RL	5	▲	+66.7%	+2
<b>Total</b>			<b>24,633</b>	<b>▲</b>	<b>5.7%</b>	<b>+1,325</b>
<b>Civil</b>	Warrant in Debt	WD	2,068	▲	+12.6%	+232
	Unlawful Detainer	UD	1,696	▲	+41.7%	+499
	Garnishment	GA	885	▲	+2.0%	+17
	Admin License	AL	214	▼	-14.7%	-37
	Other	OT	83	▲	+27.7%	+18
	Preliminary Protective Order	PP	76	▼	-23.2%	-23
	Show Cause	SC	63	▼	-7.4%	-5
	Protective Order	PO	59	▼	-9.2%	-6
	Bond Forfeiture	BF	45	↔	-	-
	Interrogatory	IN	35	▼	-27.1%	-13
	Motion for Judgment	MJ	31	▼	-6.1%	-2
	Overweight	OC	27	▲	+58.8%	+10
	Zoning Violation	ZO	24	▼	-41.5%	-17
	Impoundment	IM	20	▲	+66.7%	+8
	Counter Claim	CC	11	▼	-54.2%	-13
	Tenants Assertion	TA	10	▼	-16.7%	-2
	Detinue	DT	8	▲	+100.0%	+4
	Abstract	AJ	4	▼	-89.5%	-34
	Capias	CA	2	▲	+100.0%	+1
	Petition-Restore Arms	PR	1	↔	-	-
Third Party Claim	TH	1	▲	-	+1	
Cross Claim	CR	0	▼	-100.0%	-1	
<b>Total</b>			<b>5,363</b>	<b>▲</b>	<b>13.5%</b>	<b>+637</b>
<b>Civil Commitments</b>	Temporary Detention Order	TD	323	▲	+37.4%	+88
	Mental Commitment	MC	293	▲	+32.6%	+72
	Emergency Custody Order	EC	53	▼	-8.6%	-5
	Other	OT	31	▲	+342.9%	+24
	Medical Emergency Temporary Detention Order	MT	7	▼	-36.4%	-4
	Petition	PT	2	▲	-	+2
<b>Total</b>			<b>709</b>	<b>▲</b>	<b>33.3%</b>	<b>+177</b>
<b>GRAND TOTAL</b>			<b>35,223</b>	<b>▲</b>	<b>9.0%</b>	<b>+2,910</b>

\* Compared to same time period as previous year  
 3/11/2024 12:13:57PM

\*\* Case Type Categories are defined in the 2017 Virginia Judicial Workload Assessment  
 Source: SCV-SQL-Information

**Dispositions by Major Case Category\*\***

Category	Summary	Change	% Change	Absolute Change
Felony	1,586	▲	+10.8%	+155
Garnishment	920	▼	+0.4%	+4
General Civil	2,112	▲	+12.6%	+236
Infraction/Civil Violation	21,203	▲	+6.2%	+1,237
Involuntary Civil Commitments	33	▲	+371.4%	+26
Landlord /Tenant	1,706	▲	+41.1%	+497
Misdemeanor	5,576	▲	+10.9%	+549
Other	1,952	▲	+13.7%	+235
Protective Orders	135	▼	-17.7%	-29
<b>GRAND TOTAL</b>	<b>35,223</b>	▲	9.0%	+2,910

\* Compared to same time period as previous year  
 3/11/2024 12:13:57PM

\*\* Case Type Categories are defined in the 2017 Virginia Judicial Workload Assessment  
 Source: SCV-SQL-Information

2024 Overall GRAND TOTAL		Distribution of Caseload			Change*		Percentage (%) of Caseload		
<b>813</b>	+90 12.4%	<b>Criminal</b>	117	14%	74.6% ▲	+50	<b>Criminal</b>	2023 9.3%	2024 14.4%
2024		<b>Traffic</b>	689	85%	6.3% ▲	+41	<b>Traffic</b>	89.6%	84.7%
2023		<b>Civil</b>	7	1%	-12.5% ▼	-1	<b>Civil</b>	1.1%	0.9%
		<b>GRAND TOTAL</b>	<b>813</b>	100%	12.4% ▲	+90	<b>GRAND TOTAL</b>	100%	100%

**Dispositions by Division & Code**

Division	Case Type Description	Code	Summary	Change	% Change	Absolute Change
<b>Criminal</b>	Misdemeanor	M	103	▲	+77.6%	+45
	Capias	CA	14	▲	+133.3%	+8
	Civil Violation	CV	0	▼	-100.0%	-1
	Felony	F	0	▼	-100.0%	-1
	Show Cause	SC	0	▼	-100.0%	-1
	<b>Total</b>			<b>117</b>	<b>▲</b>	<b>74.6%</b>
<b>Traffic</b>	Infraction	I	581	▲	+4.7%	+26
	Misdemeanor	M	86	▲	+36.5%	+23
	Civil Violation	CV	11	▼	-54.2%	-13
	Capias	CA	8	▲	+100.0%	+4
	Show Cause	SC	3	▲	+50.0%	+1
	<b>Total</b>			<b>689</b>	<b>▲</b>	<b>6.3%</b>
<b>Civil</b>	Zoning Violation	ZO	5	▲	-	+5
	Admin License	AL	1	▼	-87.5%	-7
	Protective Order	PO	1	▲	-	+1
	<b>Total</b>			<b>7</b>	<b>▼</b>	<b>-12.5%</b>
<b>GRAND TOTAL</b>			<b>813</b>	<b>▲</b>	<b>12.4%</b>	<b>+90</b>

**Dispositions by Major Case Category\*\***

Category	Summary	Change	% Change	Absolute Change
Felony	0	▼	-100.0%	-1
Infraction/Civil Violation	592	▼	+2.1%	+12
Misdemeanor	194	▲	+60.3%	+73
Other	26	▲	+23.8%	+5
Protective Orders	1	▲	-	+1
<b>GRAND TOTAL</b>	<b>813</b>	<b>▲</b>	<b>12.4%</b>	<b>+90</b>

\* Compared to same time period as previous year  
 3/11/2024 12:13:57PM

\*\* Case Type Categories are defined in the 2017 Virginia Judicial Workload Assessment  
 Source: SCV-SQL-Information

2024 Overall GRAND TOTAL		Distribution of Caseload			Change*		Percentage (%) of Caseload		
<b>4,199</b>	+368 9.6%	<b>Criminal</b>	379	9%	13.1% ▲	+44	<b>Criminal</b>	2023 8.7%	2024 9.0%
2024		<b>Traffic</b>	3,341	80%	8.2% ▲	+254	<b>Traffic</b>	80.6%	79.6%
2023		<b>Civil</b>	458	11%	14.5% ▲	+58	<b>Civil</b>	10.4%	10.9%
		<b>Civil Commitments</b>	21	1%	133.3% ▲	+12	<b>Civil Commitments</b>	0.2%	0.5%
		<b>GRAND TOTAL</b>	<b>4,199</b>	100%	9.6% ▲	+368	<b>GRAND TOTAL</b>	100%	100%

Dispositions by Division & Code

Division	Case Type Description	Code	Summary	Change	% Change	Absolute Change
<b>Criminal</b>	Misdemeanor	M	209	▲	+6.1%	+12
	Felony	F	103	▲	+35.5%	+27
	Show Cause	SC	26	▲	+62.5%	+10
	Capias	CA	21	▼	-4.5%	-1
	Civil Violation	CV	20	▼	-16.7%	-4
	<b>Total</b>			<b>379</b>	<b>▲</b>	<b>13.1%</b>
<b>Traffic</b>	Infraction	I	2,802	▲	+7.5%	+196
	Misdemeanor	M	515	▲	+11.0%	+51
	Capias	CA	10	▲	+42.9%	+3
	Show Cause	SC	7	▲	+600.0%	+6
	Felony	F	6	▼	-33.3%	-3
	Other	O	1	▲	-	+1
	<b>Total</b>			<b>3,341</b>	<b>▲</b>	<b>8.2%</b>
<b>Civil</b>	Warrant in Debt	WD	202	▲	+21.7%	+36
	Garnishment	GA	102	▼	-3.8%	-4
	Unlawful Detainer	UD	69	▲	+213.6%	+47
	Admin License	AL	23	▲	+4.5%	+1
	Preliminary Protective Order	PP	12	↔	-	-
	Protective Order	PO	12	▲	+9.1%	+1
	Abstract	AJ	6	↔	-	-
	Other	OT	6	▼	-64.7%	-11
	Show Cause	SC	6	▼	-33.3%	-3
	Detinue	DT	5	▼	-28.6%	-2
	Interrogatory	IN	5	▼	-16.7%	-1
	Tenants Assertion	TA	3	▼	-25.0%	-1
	Impoundment	IM	2	▼	-81.8%	-9
	Motion for Judgment	MJ	2	▲	-	+2
	Counter Claim	CC	1	▲	-	+1
	Overweight	OC	1	↔	-	-
Zoning Violation	ZO	1	▲	-	+1	
<b>Total</b>			<b>458</b>	<b>▲</b>	<b>14.5%</b>	<b>+58</b>
<b>Civil Commitments</b>	Temporary Detention Order	TD	15	▲	+275.0%	+11
	Emergency Custody Order	EC	6	▲	+20.0%	+1
	<b>Total</b>		<b>21</b>	<b>▲</b>	<b>133.3%</b>	<b>+12</b>
<b>GRAND TOTAL</b>			<b>4,199</b>	<b>▲</b>	<b>9.6%</b>	<b>+368</b>

Dispositions by Major Case Category\*\*

Category	Summary	Change	% Change	Absolute Change
Felony	109	▲	+28.2%	+24
Garnishment	107	▼	-4.5%	-5
General Civil	210	▲	+19.3%	+34
Infraction/Civil Violation	2,824	▲	+7.3%	+193
Landlord /Tenant	72	▲	+176.9%	+46
Misdemeanor	725	▲	+9.7%	+64
Other	128	▲	+9.4%	+11
Protective Orders	24	▲	+4.3%	+1
<b>GRAND TOTAL</b>	<b>4,199</b>	<b>▲</b>	<b>9.6%</b>	<b>+368</b>

\* Compared to same time period as previous year  
 3/11/2024 12:13:57PM

\*\* Case Type Categories are defined in the 2017 Virginia Judicial Workload Assessment  
 Source: SCV-SQL-Information



2024 Overall GRAND TOTAL		Distribution of Caseload			Change*		Percentage (%) of Caseload		
<b>9,414</b>	+1,290 15.9%	<b>Criminal</b>	1,128	12%	6.5% ▲	+69	<b>Criminal</b>	2023 13.0%	2024 12.0%
2024		<b>Traffic</b>	6,259	66%	29.8% ▲	+1,438	<b>Traffic</b>	59.3%	66.5%
2023		<b>Civil</b>	1,857	20%	-11.4% ▼	-238	<b>Civil</b>	25.8%	19.7%
		<b>Civil Commitments</b>	170	2%	14.1% ▲	+21	<b>Civil Commitments</b>	1.8%	1.8%
		<b>GRAND TOTAL</b>	<b>9,414</b>	100%	15.9% ▲	+1,290	<b>GRAND TOTAL</b>	100%	100%

**Dispositions by Division & Code**

Division	Case Type Description	Code	Summary	Change	% Change	Absolute Change
<b>Criminal</b>	Misdemeanor	M	629	▲	+10.7%	+61
	Felony	F	289	▼	-8.8%	-28
	Capias	CA	88	▲	+11.4%	+9
	Show Cause	SC	63	▲	+23.5%	+12
	Civil Violation	CV	59	▲	+34.1%	+15
	<b>Total</b>			<b>1,128</b>	<b>▲</b>	<b>6.5%</b>
<b>Traffic</b>	Infraction	I	5,400	▲	+28.4%	+1,193
	Misdemeanor	M	802	▲	+39.2%	+226
	Capias	CA	28	▲	+16.7%	+4
	Felony	F	13	▲	+30.0%	+3
	Show Cause	SC	13	▲	+333.3%	+10
	Civil Violation	CV	2	▲	-	+2
	Restricted Operators License	RL	1	↔	-	-
	<b>Total</b>			<b>6,259</b>	<b>▲</b>	<b>29.8%</b>
<b>Civil</b>	Warrant in Debt	WD	814	▲	+20.1%	+136
	Garnishment	GA	483	▼	-47.5%	-437
	Unlawful Detainer	UD	284	▲	+15.9%	+39
	Show Cause	SC	57	▲	+35.7%	+15
	Interrogatory	IN	48	▲	+2.1%	+1
	Admin License	AL	45	▼	-8.2%	-4
	Preliminary Protective Order	PP	31	↔	-	-
	Protective Order	PO	31	▲	+10.7%	+3
	Other	OT	23	▲	+35.3%	+6
	Bond Forfeiture	BF	13	▲	-	+13
	Impoundment	IM	10	▲	+400.0%	+8
	Counter Claim	CC	7	▲	+40.0%	+2
	Capias	CA	5	▼	-16.7%	-1
	Abstract	AJ	2	▼	-90.0%	-18
	Detinue	DT	1	▼	-50.0%	-1
	Overweight	OC	1	▲	-	+1
	Petition-Restore Arms	PR	1	▲	-	+1
	Tenants Assertion	TA	1	↔	-	-
	Interrogatory-Not	IC	0	▼	-100.0%	-1
	Mechanic's Lien	ML	0	▼	-100.0%	-1
<b>Total</b>			<b>1,857</b>	<b>▼</b>	<b>-11.4%</b>	<b>-238</b>
<b>Civil Commitments</b>	Mental Commitment	MC	71	▲	+54.3%	+25
	Temporary Detention Order	TD	68	▼	-8.1%	-6
	Emergency Custody Order	EC	21	▼	-4.5%	-1
	Other	OT	6	▲	+20.0%	+1
	Medical Emergency Temporary Detention Order	MT	3	▲	+50.0%	+1
	Petition	PT	1	▲	-	+1
<b>Total</b>			<b>170</b>	<b>▲</b>	<b>14.1%</b>	<b>+21</b>
<b>GRAND TOTAL</b>			<b>9,414</b>	<b>▲</b>	<b>15.9%</b>	<b>+1,290</b>

**Dispositions by Major Case Category\*\***

Category	Summary	Change	% Change	Absolute Change
Felony	302	▲	-7.6%	-25
Garnishment	531	▼	-45.1%	-436

\* Compared to same time period as previous year  
 3/11/2024 12:13:57PM

\*\* Case Type Categories are defined in the 2017 Virginia Judicial Workload Assessment  
 Source: SCV-SQL-Information

**CPSS - GCMS CASELOAD STATISTICS OF THE GENERAL DISTRICT COURTS**  
 January 2024 thru February 2024 Dispositions (Compared to January 2023 thru February 2023)

General Civil	824	▲	+20.5%	+140
Infraction/Civil Violation	5,462	▲	+28.5%	+1,211
Involuntary Civil Commitments	7	▲	+40.0%	+2
Landlord /Tenant	285	▲	+15.9%	+39
Misdemeanor	1,432	▲	+25.1%	+287
Other	509	▲	+15.7%	+69
Protective Orders	62	▲	+5.1%	+3
<b>GRAND TOTAL</b>	<b>9,414</b>	▲	15.9%	+1,290

\* Compared to same time period as previous year  
 3/11/2024 12:13:57PM

\*\* Case Type Categories are defined in the 2017 Virginia Judicial Workload Assessment  
 Source: SCV-SQL-Information

2024 Overall GRAND TOTAL		Distribution of Caseload			Change*		Percentage (%) of Caseload		
<b>654</b>	+201 44.4%	<b>Criminal</b>	29	4%	-27.5% ▼	-11	<b>Criminal</b>	2023 8.8%	2024 4.4%
2024	↑	<b>Traffic</b>	594	91%	53.9% ▲	+208	<b>Traffic</b>	85.2%	90.8%
2023		<b>Civil</b>	31	5%	19.2% ▲	+5	<b>Civil</b>	5.7%	4.7%
		<b>Civil Commitments</b>	0	0%	-100.0% ▼	-1	<b>Civil Commitments</b>	0.2%	0.0%
		<b>GRAND TOTAL</b>	<b>654</b>	100%	44.4% ▲	+201	<b>GRAND TOTAL</b>	100%	100%

Dispositions by Division & Code

Division	Case Type Description	Code	Summary	Change	% Change	Absolute Change
<b>Criminal</b>	Misdemeanor	M	10	▼	-54.5%	-12
	Felony	F	9	▲	+28.6%	+2
	Capias	CA	4	↔		-
	Show Cause	SC	4	▲	+33.3%	+1
	Civil Violation	CV	2	▼	-50.0%	-2
	<b>Total</b>			<b>29</b>	▼	<b>-27.5%</b>
<b>Traffic</b>	Infraction	I	477	▲	+41.5%	+140
	Misdemeanor	M	112	▲	+154.5%	+68
	Felony	F	2	▲	+100.0%	+1
	Show Cause	SC	2	↔		-
	Capias	CA	1	▼	-50.0%	-1
	<b>Total</b>			<b>594</b>	▲	<b>53.9%</b>
<b>Civil</b>	Warrant in Debt	WD	13	▲	+85.7%	+6
	Garnishment	GA	7	▲	+250.0%	+5
	Admin License	AL	6	▲	+100.0%	+3
	Impoundment	IM	2	▼	-50.0%	-2
	Abstract	AJ	1	▲	-	+1
	Preliminary Protective Order	PP	1	▼	-75.0%	-3
	Unlawful Detainer	UD	1	▼	-50.0%	-1
	Other	OT	0	▼	-100.0%	-1
	Protective Order	PO	0	▼	-100.0%	-3
	<b>Total</b>			<b>31</b>	▲	<b>19.2%</b>
<b>Civil Commitments</b>	Emergency Custody Order	EC	0	▼	-100.0%	-1
	<b>Total</b>		<b>0</b>	▼	<b>-100.0%</b>	<b>-1</b>
<b>GRAND TOTAL</b>			<b>654</b>	▲	44.4%	+201

Dispositions by Major Case Category\*\*

Category	Summary	Change	% Change	Absolute Change
Felony	11	▲	+37.5%	+3
Garnishment	7	▲	+250.0%	+5
General Civil	13	▼	+62.5%	+5
Infraction/Civil Violation	479	▼	+40.5%	+138
Landlord /Tenant	1	▼	-50.0%	-1
Misdemeanor	122	▲	+84.8%	+56
Other	20	▲	+5.3%	+1
Protective Orders	1	▼	-85.7%	-6
<b>GRAND TOTAL</b>	<b>654</b>	▲	44.4%	+201



2024 Overall GRAND TOTAL		Distribution of Caseload			Change*		Percentage (%) of Caseload		
<b>1,956</b>	+345 21.4%	<b>Criminal</b>	278	14%	4.1% ▲	+11	<b>Criminal</b>	2023 16.6%	2024 14.2%
2024	↑	<b>Traffic</b>	1,115	57%	32.7% ▲	+275	<b>Traffic</b>	52.1%	57.0%
2023		<b>Civil</b>	510	26%	9.0% ▲	+42	<b>Civil</b>	29.1%	26.1%
		<b>Civil Commitments</b>	53	3%	47.2% ▲	+17	<b>Civil Commitments</b>	2.2%	2.7%
		<b>GRAND TOTAL</b>	<b>1,956</b>	100%	21.4% ▲	+345	<b>GRAND TOTAL</b>	100%	100%

**Dispositions by Division & Code**

Division	Case Type Description	Code	Summary	Change	% Change	Absolute Change
<b>Criminal</b>	Misdemeanor	M	178	▲	+7.2%	+12
	Felony	F	61	▲	+7.0%	+4
	Capias	CA	18	▲	+20.0%	+3
	Civil Violation	CV	15	↔		-
	Show Cause	SC	6	▼	-57.1%	-8
	<b>Total</b>			<b>278</b>	<b>▲</b>	<b>4.1%</b>
<b>Traffic</b>	Infraction	I	831	▲	+44.5%	+256
	Misdemeanor	M	271	▲	+16.3%	+38
	Show Cause	SC	7	▲	+40.0%	+2
	Felony	F	4	▼	-42.9%	-3
	Capias	CA	1	▼	-94.1%	-16
	Civil Violation	CV	1	▼	-66.7%	-2
	<b>Total</b>			<b>1,115</b>	<b>▲</b>	<b>32.7%</b>
<b>Civil</b>	Warrant in Debt	WD	162	▲	+3.8%	+6
	Garnishment	GA	134	▲	+0.8%	+1
	Unlawful Detainer	UD	98	▲	+14.0%	+12
	Detinue	DT	25	▲	+108.3%	+13
	Other	OT	25	▲	+8.7%	+2
	Preliminary Protective Order	PP	23	▲	+109.1%	+12
	Bond Forfeiture	BF	15	↔		-
	Protective Order	PO	13	▼	-18.8%	-3
	Admin License	AL	8	▲	+33.3%	+2
	Abstract	AJ	3	▲	+50.0%	+1
	Overweight	OC	3	▲	-	+3
	Petition-Restore Arms	PR	1	▲	-	+1
	Counter Claim	CC	0	▼	-100.0%	-1
	Distress Seizure	DS	0	▼	-100.0%	-1
	Impoundment	IM	0	▼	-100.0%	-2
	Interrogatory	IN	0	▼	-100.0%	-2
	Motion for Judgment	MJ	0	▼	-100.0%	-1
	Tenants Assertion	TA	0	▼	-100.0%	-1
<b>Total</b>			<b>510</b>	<b>▲</b>	<b>9.0%</b>	<b>+42</b>
<b>Civil Commitments</b>	Temporary Detention Order	TD	28	▲	+55.6%	+10
	Emergency Custody Order	EC	16	▲	+45.5%	+5
	Mental Commitment	MC	9	▲	+28.6%	+2
	<b>Total</b>			<b>53</b>	<b>▲</b>	<b>47.2%</b>
<b>GRAND TOTAL</b>			<b>1,956</b>	<b>▲</b>	<b>21.4%</b>	<b>+345</b>

**Dispositions by Major Case Category\*\***

Category	Summary	Change	% Change	Absolute Change
Felony	65	▼	+1.6%	+1
Garnishment	134	▼	-0.7%	-1
General Civil	189	▲	+10.5%	+18
Infraction/Civil Violation	850	▲	+43.3%	+257
Landlord /Tenant	98	▼	+12.6%	+11
Misdemeanor	449	▲	+12.5%	+50
Other	135	▼		0

\* Compared to same time period as previous year  
 3/11/2024 12:13:57PM

\*\* Case Type Categories are defined in the 2017 Virginia Judicial Workload Assessment  
 Source: SCV-SQL-Information

**CPSS - GCMS CASELOAD STATISTICS OF THE GENERAL DISTRICT COURTS**  
January 2024 thru February 2024 Dispositions (Compared to January 2023 thru February 2023)

---

Protective Orders	36	▲	+33.3%	+9
<b>GRAND TOTAL</b>	<b>1,956</b>	▲	21.4%	+345

---

\* Compared to same time period as previous year  
3/11/2024 12:13:57PM

\*\* Case Type Categories are defined in the 2017 Virginia Judicial Workload Assessment  
Source: SCV-SQL-Information

2024 Overall GRAND TOTAL		Distribution of Caseload			Change*		Percentage (%) of Caseload			
<b>759</b>	-39 -4.9%	<b>Criminal</b>	129	17%	-22.8%	▼	-38	<b>Criminal</b>	20.9%	17.0%
2024		<b>Traffic</b>	343	45%	-15.7%	▼	-64	<b>Traffic</b>	51.0%	45.2%
2023		<b>Civil</b>	235	31%	22.4%	▲	+43	<b>Civil</b>	24.1%	31.0%
		<b>Civil Commitments</b>	52	7%	62.5%	▲	+20	<b>Civil Commitments</b>	4.0%	6.9%
		<b>GRAND TOTAL</b>	<b>759</b>	100%	-4.9%	▼	-39	<b>GRAND TOTAL</b>	100%	100%

Dispositions by Division & Code

Division	Case Type Description	Code	Summary	Change	% Change	Absolute Change
<b>Criminal</b>	Misdemeanor	M	72	▼	-29.4%	-30
	Felony	F	39	▼	-11.4%	-5
	Capias	CA	8	▼	-38.5%	-5
	Show Cause	SC	7	▼	-12.5%	-1
	Civil Violation	CV	3	▲	-	+3
	<b>Total</b>			<b>129</b>	▼	<b>-22.8%</b>
<b>Traffic</b>	Infraction	I	215	▼	-31.1%	-97
	Misdemeanor	M	97	▲	+11.5%	+10
	Show Cause	SC	13	▲	+550.0%	+11
	Capias	CA	10	▲	+400.0%	+8
	Civil Violation	CV	5	▲	+150.0%	+3
	Felony	F	3	▲	+50.0%	+1
<b>Total</b>			<b>343</b>	▼	<b>-15.7%</b>	<b>-64</b>
<b>Civil</b>	Unlawful Detainer	UD	111	▲	+88.1%	+52
	Warrant in Debt	WD	53	▲	+71.0%	+22
	Garnishment	GA	51	▼	-25.0%	-17
	Other	OT	7	▲	+16.7%	+1
	Bond Forfeiture	BF	4	▼	-63.6%	-7
	Protective Order	PO	3	↔	-	-
	Admin License	AL	2	▼	-50.0%	-2
	Preliminary Protective Order	PP	2	▼	-33.3%	-1
	Abstract	AJ	1	↔	-	-
	Impoundment	IM	1	▼	-50.0%	-1
	Counter Claim	CC	0	▼	-100.0%	-1
	Detinue	DT	0	▼	-100.0%	-2
	Interrogatory	IN	0	▼	-100.0%	-1
	<b>Total</b>			<b>235</b>	▲	<b>22.4%</b>
<b>Civil Commitments</b>	Temporary Detention Order	TD	23	▲	+130.0%	+13
	Emergency Custody Order	EC	19	▲	+5.6%	+1
	Mental Commitment	MC	10	▲	+150.0%	+6
<b>Total</b>			<b>52</b>	▲	<b>62.5%</b>	<b>+20</b>
<b>GRAND TOTAL</b>			<b>759</b>	▼	-4.9%	-39

Dispositions by Major Case Category\*\*

Category	Summary	Change	% Change	Absolute Change
Felony	42	▲	-8.7%	-4
Garnishment	51	▼	-26.1%	-18
General Civil	53	▼	+60.6%	+20
Infraction/Civil Violation	223	▲	-29.0%	-91
Landlord /Tenant	111	▲	+88.1%	+52
Misdemeanor	169	▼	-10.6%	-20
Other	105	▲	+28.0%	+23
Protective Orders	5	▼	-16.7%	-1
<b>GRAND TOTAL</b>	<b>759</b>	▼	-4.9%	-39

\* Compared to same time period as previous year  
 3/11/2024 12:13:57PM

\*\* Case Type Categories are defined in the 2017 Virginia Judicial Workload Assessment  
 Source: SCV-SQL-Information

2024 Overall GRAND TOTAL		Distribution of Caseload		Change*		Percentage (%) of Caseload				
<b>500</b>	-5 -1.0%	<b>Criminal</b>	66	13%	-23.3%	▼	-20	<b>Criminal</b>	2023 17.0%	2024 13.2%
2024		<b>Traffic</b>	372	74%	7.2%	▲	+25	<b>Traffic</b>	68.7%	74.4%
2023		<b>Civil</b>	62	12%	-10.1%	▼	-7	<b>Civil</b>	13.7%	12.4%
		<b>Civil Commitments</b>	0	0%	-100.0%	▼	-3	<b>Civil Commitments</b>	0.6%	0.0%
		<b>GRAND TOTAL</b>	<b>500</b>	100%	-1.0%	▼	-5	<b>GRAND TOTAL</b>	100%	100%

**Dispositions by Division & Code**

Division	Case Type Description	Code	Summary	Change	% Change	Absolute Change
<b>Criminal</b>	Misdemeanor	M	33	▼	-44.1%	-26
	Felony	F	26	▲	+85.7%	+12
	Civil Violation	CV	3	▲	+200.0%	+2
	Capias	CA	2	▼	-50.0%	-2
	Show Cause	SC	2	▼	-75.0%	-6
	<b>Total</b>			<b>66</b>	▼	<b>-23.3%</b>
<b>Traffic</b>	Infraction	I	288	▲	+5.9%	+16
	Misdemeanor	M	80	▲	+9.6%	+7
	Felony	F	4	▲	+100.0%	+2
	<b>Total</b>		<b>372</b>	▲	<b>7.2%</b>	<b>+25</b>
<b>Civil</b>	Warrant in Debt	WD	26	▼	-13.3%	-4
	Garnishment	GA	17	▲	+70.0%	+7
	Protective Order	PO	5	▼	-16.7%	-1
	Unlawful Detainer	UD	5	▼	-28.6%	-2
	Preliminary Protective Order	PP	4	↔		-
	Admin License	AL	3	▲	+50.0%	+1
	Other	OT	2	↔		-
	Bond Forfeiture	BF	0	▼	-100.0%	-2
	Capias	CA	0	▼	-100.0%	-2
	Interrogatory	IN	0	▼	-100.0%	-1
	Show Cause	SC	0	▼	-100.0%	-3
	<b>Total</b>			<b>62</b>	▼	<b>-10.1%</b>
<b>Civil Commitments</b>	Emergency Custody Order	EC	0	▼	-100.0%	-1
	Temporary Detention Order	TD	0	▼	-100.0%	-2
	<b>Total</b>		<b>0</b>	▼	<b>-100.0%</b>	<b>-3</b>
<b>GRAND TOTAL</b>			<b>500</b>	▼	-1.0%	-5

**Dispositions by Major Case Category\*\***

Category	Summary	Change	% Change	Absolute Change
Felony	30	▲	+87.5%	+14
Garnishment	17	▼	+54.5%	+6
General Civil	26	▼	-13.3%	-4
Infraction/Civil Violation	291	▲	+6.6%	+18
Landlord /Tenant	5	▼	-28.6%	-2
Misdemeanor	113	▼	-14.4%	-19
Other	9	▼	-65.4%	-17
Protective Orders	9	▼	-10.0%	-1
<b>GRAND TOTAL</b>	<b>500</b>	▼	-1.0%	-5

\* Compared to same time period as previous year  
 3/11/2024 12:13:57PM

\*\* Case Type Categories are defined in the 2017 Virginia Judicial Workload Assessment  
 Source: SCV-SQL-Information

2024 Overall GRAND TOTAL		Distribution of Caseload			Change*		Percentage (%) of Caseload		
<b>2,706</b>	+168 6.6%	<b>Criminal</b>	794	29%	14.9% ▲	+103	<b>Criminal</b>	2023 27.2%	2024 29.3%
2024	↑	<b>Traffic</b>	1,036	38%	28.5% ▲	+230	<b>Traffic</b>	31.8%	38.3%
2023		<b>Civil</b>	690	25%	-19.5% ▼	-167	<b>Civil</b>	33.8%	25.5%
		<b>Civil Commitments</b>	186	7%	1.1% ▲	+2	<b>Civil Commitments</b>	7.2%	6.9%
		<b>GRAND TOTAL</b>	<b>2,706</b>	100%	6.6% ▲	+168	<b>GRAND TOTAL</b>	100%	100%

**Dispositions by Division & Code**

Division	Case Type Description	Code	Summary	Change	% Change	Absolute Change
<b>Criminal</b>	Misdemeanor	M	483	▲	+11.0%	+48
	Felony	F	184	▲	+7.0%	+12
	Capias	CA	104	▲	+67.7%	+42
	Civil Violation	CV	11	▲	+266.7%	+8
	Show Cause	SC	11	▼	-26.7%	-4
	Motion	MO	1	▲	-	+1
	Restricted Operators License	RL	0	▼	-100.0%	-4
	<b>Total</b>			<b>794</b>	▲	<b>14.9%</b>
<b>Traffic</b>	Infraction	I	725	▲	+21.8%	+130
	Misdemeanor	M	287	▲	+50.3%	+96
	Capias	CA	13	↔	-	-
	Felony	F	10	▲	+100.0%	+5
	Other	O	1	▲	-	+1
	Restricted Operators License	RL	0	▼	-100.0%	-2
	<b>Total</b>			<b>1,036</b>	▲	<b>28.5%</b>
<b>Civil</b>	Unlawful Detainer	UD	185	▼	-12.7%	-27
	Warrant in Debt	WD	158	▼	-29.1%	-65
	Garnishment	GA	154	▼	-10.5%	-18
	Detinue	DT	77	▼	-46.2%	-66
	Other	OT	50	▼	+16.3%	+7
	Preliminary Protective Order	PP	25	▲	+56.3%	+9
	Protective Order	PO	25	▲	+78.6%	+11
	Admin License	AL	4	▼	-71.4%	-10
	Bond Forfeiture	BF	4	▼	-55.6%	-5
	Tenants Assertion	TA	4	▲	-	+4
	Interrogatory	IN	2	▲	+100.0%	+1
	Impoundment	IM	1	▼	-50.0%	-1
	Petition-Restore Arms	PR	1	▼	-50.0%	-1
	Abstract	AJ	0	▼	-100.0%	-4
Counter Claim	CC	0	▼	-100.0%	-2	
<b>Total</b>			<b>690</b>	▼	<b>-19.5%</b>	<b>-167</b>
<b>Civil Commitments</b>	Mental Commitment	MC	94	▲	+17.5%	+14
	Other	OT	43	▲	+19.4%	+7
	Temporary Detention Order	TD	36	▼	-10.0%	-4
	Emergency Custody Order	EC	12	▼	-55.6%	-15
	Petition	PT	1	↔	-	-
<b>Total</b>			<b>186</b>	▲	<b>1.1%</b>	<b>+2</b>
<b>GRAND TOTAL</b>			<b>2,706</b>	▲	6.6%	+168

**Dispositions by Major Case Category\*\***

Category	Summary	Change	% Change	Absolute Change
Felony	194	▲	+9.6%	+17
Garnishment	156	▲	-9.8%	-17
General Civil	238	▼	-35.8%	-133
Infraction/Civil Violation	737	▲	+23.2%	+139
Involuntary Civil Commitments	44	▲	+18.9%	+7
Landlord /Tenant	189	▲	-10.8%	-23
Misdemeanor	770	▼	+21.8%	+138

\* Compared to same time period as previous year  
 3/11/2024 12:13:57PM

\*\* Case Type Categories are defined in the 2017 Virginia Judicial Workload Assessment  
 Source: SCV-SQL-Information

**CPSS - GCMS CASELOAD STATISTICS OF THE GENERAL DISTRICT COURTS**  
 January 2024 thru February 2024 Dispositions (Compared to January 2023 thru February 2023)

**Danville**

District: 22 FIPS: 590

Other	328	▲	+6.5%	+20
Protective Orders	50	▲	+66.7%	+20
<b>GRAND TOTAL</b>	<b>2,706</b>	▲	6.6%	+168

\* Compared to same time period as previous year  
 3/11/2024 12:13:57PM

\*\* Case Type Categories are defined in the 2017 Virginia Judicial Workload Assessment  
 Source: SCV-SQL-Information

2024 Overall GRAND TOTAL		Distribution of Caseload			Change*		Percentage (%) of Caseload		
<b>1,978</b>	+594 42.9%	<b>Criminal</b>	343	17%	13.6% ▲	+41	<b>Criminal</b>	2023 21.8%	2024 17.3%
2024	↑	<b>Traffic</b>	1,222	62%	71.9% ▲	+511	<b>Traffic</b>	51.4%	61.8%
2023		<b>Civil</b>	379	19%	9.9% ▲	+34	<b>Civil</b>	24.9%	19.2%
		<b>Civil Commitments</b>	34	2%	30.8% ▲	+8	<b>Civil Commitments</b>	1.9%	1.7%
		<b>GRAND TOTAL</b>	<b>1,978</b>	100%	42.9% ▲	+594	<b>GRAND TOTAL</b>	100%	100%

**Dispositions by Division & Code**

Division	Case Type Description	Code	Summary	Change	% Change	Absolute Change
<b>Criminal</b>	Misdemeanor	M	203	▼	-2.9%	-6
	Felony	F	88	▲	+66.0%	+35
	Capias	CA	25	↔		-
	Show Cause	SC	14	▲	+27.3%	+3
	Civil Violation	CV	13	▲	+225.0%	+9
	<b>Total</b>			<b>343</b>	▲	<b>13.6%</b>
<b>Traffic</b>	Infraction	I	1,028	▲	+89.3%	+485
	Misdemeanor	M	182	▲	+20.5%	+31
	Capias	CA	6	▼	-45.5%	-5
	Felony	F	6	↔		-
	<b>Total</b>			<b>1,222</b>	▲	<b>71.9%</b>
<b>Civil</b>	Warrant in Debt	WD	136	▲	+2.3%	+3
	Garnishment	GA	107	▲	+9.2%	+9
	Unlawful Detainer	UD	44	▼	-8.3%	-4
	Other	OT	23	▲	+27.8%	+5
	Admin License	AL	13	▲	+85.7%	+6
	Detinue	DT	12	↔		-
	Bond Forfeiture	BF	9	▲	+200.0%	+6
	Impoundment	IM	8	▲	+700.0%	+7
	Interrogatory	IN	8	▲	+14.3%	+1
	Preliminary Protective Order	PP	8	▼	-11.1%	-1
	Show Cause	SC	5	▲	+25.0%	+1
	Protective Order	PO	3	↔		-
	Abstract	AJ	2	▲	-	+2
	Motion for Judgment	MJ	1	▲	-	+1
	Tenants Assertion	TA	0	▼	-100.0%	-2
<b>Total</b>			<b>379</b>	▲	<b>9.9%</b>	<b>+34</b>
<b>Civil Commitments</b>	Temporary Detention Order	TD	19	▲	+18.8%	+3
	Emergency Custody Order	EC	14	▲	+55.6%	+5
	Mental Commitment	MC	1	↔		-
<b>Total</b>			<b>34</b>	▲	<b>30.8%</b>	<b>+8</b>
<b>GRAND TOTAL</b>			<b>1,978</b>	▲	42.9%	+594

**Dispositions by Major Case Category\*\***

Category	Summary	Change	% Change	Absolute Change
Felony	94	▲	+59.3%	+35
Garnishment	115	▲	+9.5%	+10
General Civil	150	▲	+2.7%	+4
Infraction/Civil Violation	1,041	▲	+90.3%	+494
Landlord /Tenant	44	▼	-12.0%	-6
Misdemeanor	385	▲	+6.9%	+25
Other	138	▲	+31.4%	+33
Protective Orders	11	▼	-8.3%	-1
<b>GRAND TOTAL</b>	<b>1,978</b>	▲	42.9%	+594

\* Compared to same time period as previous year  
 3/11/2024 12:13:57PM

\*\* Case Type Categories are defined in the 2017 Virginia Judicial Workload Assessment  
 Source: SCV-SQL-Information

2024 Overall GRAND TOTAL		Distribution of Caseload			Change*		Percentage (%) of Caseload			
<b>2,191</b>	+732 50.2%	<b>Criminal</b>	168	8%	-4.0%	▼	-7	<b>Criminal</b>	12.0%	7.7%
2024		<b>Traffic</b>	1,492	68%	100.5%	▲	+748	<b>Traffic</b>	51.0%	68.1%
2023		<b>Civil</b>	505	23%	-2.5%	▲	-13	<b>Civil</b>	35.5%	23.0%
		<b>Civil Commitments</b>	26	1%	18.2%	▲	+4	<b>Civil Commitments</b>	1.5%	1.2%
		<b>GRAND TOTAL</b>	<b>2,191</b>	100%	50.2%	▲	+732	<b>GRAND TOTAL</b>	100%	100%

Dispositions by Division & Code

Division	Case Type Description	Code	Summary	Change	% Change	Absolute Change
<b>Criminal</b>	Misdemeanor	M	109	▼	-6.0%	-7
	Felony	F	36	▼	-12.2%	-5
	Capias	CA	18	▲	+50.0%	+6
	Civil Violation	CV	4	↔		-
	Show Cause	SC	1	▼	-50.0%	-1
	<b>Total</b>			<b>168</b>	▼	<b>-4.0%</b>
<b>Traffic</b>	Infraction	I	1,289	▲	+112.0%	+681
	Misdemeanor	M	198	▲	+55.9%	+71
	Capias	CA	5	▼	-28.6%	-2
	Felony	F	0	▼	-100.0%	-1
	Show Cause	SC	0	▼	-100.0%	-1
	<b>Total</b>			<b>1,492</b>	▲	<b>100.5%</b>
<b>Civil</b>	Warrant in Debt	WD	239	▼	-7.0%	-18
	Garnishment	GA	148	▲	+0.7%	+1
	Unlawful Detainer	UD	67	▼	-2.9%	-2
	Other	OT	15	▲		-
	Abstract	AJ	5	▼	-16.7%	-1
	Interrogatory	IN	5	↔		-
	Protective Order	PO	5	▲	+66.7%	+2
	Show Cause	SC	5	▲	-	+5
	Preliminary Protective Order	PP	4	▼	-20.0%	-1
	Detinue	DT	3	▲	+200.0%	+2
	Bond Forfeiture	BF	2	▼	-50.0%	-2
	Impoundment	IM	2	▲	-	+2
	Tenants Assertion	TA	2	▲	-	+2
	Admin License	AL	1	▼	-75.0%	-3
	Counter Claim	CC	1	↔		-
	Motion for Judgment	MJ	1	↔		-
<b>Total</b>			<b>505</b>	▼	<b>-2.5%</b>	<b>-13</b>
<b>Civil Commitments</b>	Temporary Detention Order	TD	16	▲	+60.0%	+6
	Emergency Custody Order	EC	10	▼	-9.1%	-1
	Medical Emergency Temporary Detention Order	MT	0	▼	-100.0%	-1
	<b>Total</b>			<b>26</b>	▲	<b>18.2%</b>
<b>GRAND TOTAL</b>			<b>2,191</b>	▲	50.2%	+732

Dispositions by Major Case Category\*\*

Category	Summary	Change	% Change	Absolute Change
Felony	36	▼	-14.3%	-6
Garnishment	153	▲	+0.7%	+1
General Civil	245	▲	-5.8%	-15
Infraction/Civil Violation	1,293	▲	+111.3%	+681
Landlord /Tenant	69	▲		0
Misdemeanor	307	▲	+26.3%	+64
Other	79	▲	+8.2%	+6
Protective Orders	9	▲	+12.5%	+1
<b>GRAND TOTAL</b>	<b>2,191</b>	▲	50.2%	+732

\* Compared to same time period as previous year  
 3/11/2024 12:13:57PM

\*\* Case Type Categories are defined in the 2017 Virginia Judicial Workload Assessment  
 Source: SCV-SQL-Information





2024 Overall GRAND TOTAL		Distribution of Caseload			Change*		Percentage (%) of Caseload		
<b>6,023</b>	+1,444 31.5%	<b>Criminal</b>	811	13%	6.0% ▲	+46	<b>Criminal</b>	2023 16.7%	2024 13.5%
2024		<b>Traffic</b>	3,096	51%	79.0% ▲	+1,366	<b>Traffic</b>	37.8%	51.4%
2023		<b>Civil</b>	1,885	31%	1.7% ▲	+31	<b>Civil</b>	40.5%	31.3%
		<b>Civil Commitments</b>	231	4%	0.4% ▲	+1	<b>Civil Commitments</b>	5.0%	3.8%
		<b>GRAND TOTAL</b>	<b>6,023</b>	100%	31.5% ▲	+1,444	<b>GRAND TOTAL</b>	100%	100%

**Dispositions by Division & Code**

Division	Case Type Description	Code	Summary	Change	% Change	Absolute Change
<b>Criminal</b>	Misdemeanor	M	583	▲	+14.1%	+72
	Felony	F	185	▼	-9.3%	-19
	Show Cause	SC	21	▼	-8.7%	-2
	Capias	CA	18	↔		-
	Civil Violation	CV	2	▼	-50.0%	-2
	Motion	MO	1	▼	-75.0%	-3
	Restricted Operators License	RL	1	↔		-
	<b>Total</b>			<b>811</b>	<b>▲</b>	<b>6.0%</b>
<b>Traffic</b>	Infraction	I	2,314	▲	+88.6%	+1,087
	Misdemeanor	M	740	▲	+73.3%	+313
	Felony	F	22	▼	-26.7%	-8
	Show Cause	SC	7	▼	-50.0%	-7
	Motion	MO	5	↔		-
	Capias	CA	4	↔		-
	Civil Violation	CV	4	▼	-69.2%	-9
	Other	O	0	▼	-100.0%	-1
	Restricted Operators License	RL	0	▼	-100.0%	-9
<b>Total</b>			<b>3,096</b>	<b>▲</b>	<b>79.0%</b>	<b>+1,366</b>
<b>Civil</b>	Warrant in Debt	WD	595	▲	+31.9%	+144
	Unlawful Detainer	UD	502	▲	+1.4%	+7
	Garnishment	GA	431	▼	-22.1%	-122
	Other	OT	91	▲	+2.2%	+2
	Detinue	DT	83	▼	-14.4%	-14
	Preliminary Protective Order	PP	70	▲	+52.2%	+24
	Protective Order	PO	48	▲	+152.6%	+29
	Interrogatory	IN	14	▼	-39.1%	-9
	Show Cause	SC	12	▼	-47.8%	-11
	Admin License	AL	11	↔		-
	Bond Forfeiture	BF	8	▼	-55.6%	-10
	Abstract	AJ	7	▼	-30.0%	-3
	Tenants Assertion	TA	7	▼	-30.0%	-3
	Impoundment	IM	3	↔		-
	Counter Claim	CC	2	▼	-50.0%	-2
Capias	CA	1	▼	-50.0%	-1	
<b>Total</b>			<b>1,885</b>	<b>▲</b>	<b>1.7%</b>	<b>+31</b>
<b>Civil Commitments</b>	Temporary Detention Order	TD	131	▲	+29.7%	+30
	Mental Commitment	MC	45	▼	-25.0%	-15
	Emergency Custody Order	EC	26	▼	-38.1%	-16
	Medical Emergency Temporary Detention Order	MT	22	▲	+29.4%	+5
	Other	OT	7	▼	-30.0%	-3
<b>Total</b>			<b>231</b>	<b>▲</b>	<b>0.4%</b>	<b>+1</b>
<b>GRAND TOTAL</b>			<b>6,023</b>	<b>▲</b>	<b>31.5%</b>	<b>+1,444</b>

**Dispositions by Major Case Category\*\***

Category	Summary	Change	% Change	Absolute Change
Felony	207	▼	-11.5%	-27
Garnishment	445	▼	-22.7%	-131
General Civil	684	▲	+23.5%	+130

\* Compared to same time period as previous year  
 3/11/2024 12:13:57PM

\*\* Case Type Categories are defined in the 2017 Virginia Judicial Workload Assessment  
 Source: SCV-SQL-Information

**CPSS - GCMS CASELOAD STATISTICS OF THE GENERAL DISTRICT COURTS**  
 January 2024 thru February 2024 Dispositions (Compared to January 2023 thru February 2023)

Infraction/Civil Violation	2,320	▼	+86.3%	+1,075
Involuntary Civil Commitments	7	▼	-30.0%	-3
Landlord /Tenant	509	▼	+0.8%	+4
Misdemeanor	1,324	▼	+39.7%	+376
Other	409	▼	-7.5%	-33
Protective Orders	118	▲	+81.5%	+53
<b>GRAND TOTAL</b>	<b>6,023</b>	▲	31.5%	+1,444

\* Compared to same time period as previous year  
 3/11/2024 12:13:57PM

\*\* Case Type Categories are defined in the 2017 Virginia Judicial Workload Assessment  
 Source: SCV-SQL-Information

2024 Overall GRAND TOTAL		Distribution of Caseload			Change*		Percentage (%) of Caseload		
<b>4,708</b>	+812 20.8%	<b>Criminal</b>	602	13%	11.7% ▲	+63	<b>Criminal</b>	2023 13.8%	2024 12.8%
2024	↑	<b>Traffic</b>	3,182	68%	23.3% ▲	+601	<b>Traffic</b>	66.2%	67.6%
2023		<b>Civil</b>	760	16%	20.8% ▲	+131	<b>Civil</b>	16.1%	16.1%
		<b>Civil Commitments</b>	164	3%	11.6% ▲	+17	<b>Civil Commitments</b>	3.8%	3.5%
		<b>GRAND TOTAL</b>	<b>4,708</b>	100%	20.8% ▲	+812	<b>GRAND TOTAL</b>	100%	100%

**Dispositions by Division & Code**

Division	Case Type Description	Code	Summary	Change	% Change	Absolute Change
<b>Criminal</b>	Misdemeanor	M	417	▲	+24.9%	+83
	Felony	F	127	▼	-22.6%	-37
	Capias	CA	42	▲	+121.1%	+23
	Show Cause	SC	15	▲	+7.1%	+1
	Civil Violation	CV	1	▼	-87.5%	-7
	<b>Total</b>			<b>602</b>	<b>▲</b>	<b>11.7%</b>
<b>Traffic</b>	Infraction	I	2,395	▲	+21.1%	+417
	Misdemeanor	M	715	▲	+29.5%	+163
	Capias	CA	29	▲	+81.3%	+13
	Show Cause	SC	24	▲	+100.0%	+12
	Civil Violation	CV	10	▲	+25.0%	+2
	Felony	F	9	▼	-35.7%	-5
	Restricted Operators License	RL	0	▼	-100.0%	-1
	<b>Total</b>			<b>3,182</b>	<b>▲</b>	<b>23.3%</b>
<b>Civil</b>	Warrant in Debt	WD	318	▲	+55.9%	+114
	Garnishment	GA	180	▲	+15.4%	+24
	Unlawful Detainer	UD	154	▲	+5.5%	+8
	Other	OT	20	▲	+42.9%	+6
	Admin License	AL	17	▼	-15.0%	-3
	Interrogatory	IN	12	↔		-
	Preliminary Protective Order	PP	10	▼	-23.1%	-3
	Show Cause	SC	10	▲	+11.1%	+1
	Bond Forfeiture	BF	9	▼	-35.7%	-5
	Protective Order	PO	9	▼	-30.8%	-4
	Abstract	AJ	8	▲	+100.0%	+4
	Impoundment	IM	6	▼	-62.5%	-10
	Detinue	DT	3	▲	+50.0%	+1
	Counter Claim	CC	1	▼	-50.0%	-1
	Petition-Restore Arms	PR	1	▼	-50.0%	-1
	Tenants Assertion	TA	1	↔		-
	Third Party Claim	TH	1	▲	-	+1
	Motion for Judgment	MJ	0	▼	-100.0%	-1
<b>Total</b>			<b>760</b>	<b>▲</b>	<b>20.8%</b>	<b>+131</b>
<b>Civil Commitments</b>	Mental Commitment	MC	92	▼	-8.9%	-9
	Temporary Detention Order	TD	34	▲	+61.9%	+13
	Other	OT	23	▲	+53.3%	+8
	Emergency Custody Order	EC	15	▲	+50.0%	+5
<b>Total</b>			<b>164</b>	<b>▲</b>	<b>11.6%</b>	<b>+17</b>
<b>GRAND TOTAL</b>			<b>4,708</b>	<b>▲</b>	<b>20.8%</b>	<b>+812</b>

**Dispositions by Major Case Category\*\***

Category	Summary	Change	% Change	Absolute Change
Felony	136	▼	-23.6%	-42
Garnishment	192	▲	+14.3%	+24
General Civil	325	▼	+53.3%	+113
Infraction/Civil Violation	2,406	▼	+20.7%	+412
Involuntary Civil Commitments	23	▲	+53.3%	+8
Landlord /Tenant	155	▲	+5.4%	+8

\* Compared to same time period as previous year  
 3/11/2024 12:13:57PM

\*\* Case Type Categories are defined in the 2017 Virginia Judicial Workload Assessment  
 Source: SCV-SQL-Information

**CPSS - GCMS CASELOAD STATISTICS OF THE GENERAL DISTRICT COURTS**  
 January 2024 thru February 2024 Dispositions (Compared to January 2023 thru February 2023)

Misdemeanor	1,132	▼	+27.6%	+245
Other	320	▲	+19.0%	+51
Protective Orders	19	▼	-26.9%	-7
<b>GRAND TOTAL</b>	<b>4,708</b>	▲	20.8%	+812

\* Compared to same time period as previous year  
 3/11/2024 12:13:57PM

\*\* Case Type Categories are defined in the 2017 Virginia Judicial Workload Assessment  
 Source: SCV-SQL-Information

2024 Overall GRAND TOTAL		Distribution of Caseload			Change*		Percentage (%) of Caseload		
<b>1,607</b>	+7 0.4%	<b>Criminal</b>	273	17%	-4.2% ▼	-12	<b>Criminal</b>	2023 17.8%	2024 17.0%
2024		<b>Traffic</b>	843	52%	-3.7% ▼	-32	<b>Traffic</b>	54.7%	52.5%
2023		<b>Civil</b>	324	20%	2.5% ▲	+8	<b>Civil</b>	19.8%	20.2%
		<b>Civil Commitments</b>	167	10%	34.7% ▲	+43	<b>Civil Commitments</b>	7.8%	10.4%
		<b>GRAND TOTAL</b>	<b>1,607</b>	100%	0.4% ▲	+7	<b>GRAND TOTAL</b>	100%	100%

Dispositions by Division & Code

Division	Case Type Description	Code	Summary	Change	% Change	Absolute Change
<b>Criminal</b>	Misdemeanor	M	189	▼	-1.6%	-3
	Felony	F	45	▼	-19.6%	-11
	Capias	CA	22	▲	+57.1%	+8
	Show Cause	SC	14	▼	-12.5%	-2
	Civil Violation	CV	3	▼	-57.1%	-4
	<b>Total</b>			<b>273</b>	▼	<b>-4.2%</b>
<b>Traffic</b>	Infraction	I	678	▼	-4.9%	-35
	Misdemeanor	M	151	▲	+4.9%	+7
	Show Cause	SC	7	▼	-36.4%	-4
	Felony	F	5	▲	+66.7%	+2
	Capias	CA	2	▼	-33.3%	-1
	Civil Violation	CV	0	▼	-100.0%	-1
<b>Total</b>			<b>843</b>	▼	<b>-3.7%</b>	<b>-32</b>
<b>Civil</b>	Unlawful Detainer	UD	100	▲	+4.2%	+4
	Warrant in Debt	WD	96	▼	-20.7%	-25
	Garnishment	GA	60	▲	+15.4%	+8
	Admin License	AL	22	▲	+450.0%	+18
	Other	OT	13	▼	+18.2%	+2
	Show Cause	SC	9	▲	+200.0%	+6
	Detinue	DT	8	▼	-27.3%	-3
	Impoundment	IM	5	▲	+400.0%	+4
	Preliminary Protective Order	PP	5	↔		-
	Interrogatory	IN	3	▲	+200.0%	+2
	Protective Order	PO	3	▼	-57.1%	-4
	Petition-Restore Arms	PR	0	▼	-100.0%	-1
	Tenants Assertion	TA	0	▼	-100.0%	-3
	<b>Total</b>			<b>324</b>	▲	<b>2.5%</b>
<b>Civil Commitments</b>	Mental Commitment	MC	103	▲	+43.1%	+31
	Temporary Detention Order	TD	32	▼	-13.5%	-5
	Emergency Custody Order	EC	17	▲	+112.5%	+9
	Other	OT	12	▲	+200.0%	+8
	Medical Emergency Temporary Detention Order	MT	3	↔		-
<b>Total</b>			<b>167</b>	▲	<b>34.7%</b>	<b>+43</b>
<b>GRAND TOTAL</b>			<b>1,607</b>	▲	0.4%	+7

Dispositions by Major Case Category\*\*

Category	Summary	Change	% Change	Absolute Change
Felony	50	▲	-15.3%	-9
Garnishment	63	▲	+18.9%	+10
General Civil	104	▼	-23.0%	-31
Infraction/Civil Violation	681	▼	-5.5%	-40
Involuntary Civil Commitments	12	▲	+200.0%	+8
Landlord /Tenant	100	▼	+1.0%	+1
Misdemeanor	340	▲	+1.2%	+4
Other	249	▲	+37.6%	+68
Protective Orders	8	▼	-33.3%	-4

\* Compared to same time period as previous year  
 3/11/2024 12:13:57PM

\*\* Case Type Categories are defined in the 2017 Virginia Judicial Workload Assessment  
 Source: SCV-SQL-Information

**CPSS - GCMS CASELOAD STATISTICS OF THE GENERAL DISTRICT COURTS**  
January 2024 thru February 2024 Dispositions (Compared to January 2023 thru February 2023)

---

<i><b>GRAND TOTAL</b></i>	<b>1,607</b>	▲	0.4%	+7
---------------------------	--------------	---	------	----

---

\* Compared to same time period as previous year  
3/11/2024 12:13:57PM

\*\* Case Type Categories are defined in the 2017 Virginia Judicial Workload Assessment  
Source: SCV-SQL-Information

2024 Overall GRAND TOTAL		Distribution of Caseload			Change*		Percentage (%) of Caseload			
2024	1,190	Criminal	176	15%	-17.4%	▼	-37	Criminal	19.1%	14.8%
			Traffic	700	59%	15.9%	▲		+96	Traffic
2023	+75 6.7%	Civil	293	25%	3.5%	▲	+10	Civil	25.4%	24.6%
		Civil Commitments	21	2%	40.0%	▲	+6	Civil Commitments	1.3%	1.8%
		<b>GRAND TOTAL</b>	<b>1,190</b>	100%	6.7%	▲	+75	<b>GRAND TOTAL</b>	100%	100%

Dispositions by Division & Code

Division	Case Type Description	Code	Summary	Change	% Change	Absolute Change
<b>Criminal</b>	Misdemeanor	M	84	▼	-25.7%	-29
	Felony	F	51	▼	-25.0%	-17
	Show Cause	SC	20	▲	+81.8%	+9
	Capias	CA	18	▲	+20.0%	+3
	Motion	MO	2	▼	-60.0%	-3
	Civil Violation	CV	1	↔		-
	<b>Total</b>			<b>176</b>	▼	<b>-17.4%</b>
<b>Traffic</b>	Infraction	I	533	▲	+13.2%	+62
	Misdemeanor	M	145	▲	+23.9%	+28
	Show Cause	SC	10	▲	+100.0%	+5
	Capias	CA	7	▲	+75.0%	+3
	Civil Violation	CV	3	▲	+50.0%	+1
	Felony	F	1	▼	-66.7%	-2
	Motion	MO	1	▼	-50.0%	-1
<b>Total</b>			<b>700</b>	▲	<b>15.9%</b>	<b>+96</b>
<b>Civil</b>	Warrant in Debt	WD	105	▲	+41.9%	+31
	Garnishment	GA	71	▼	-20.2%	-18
	Unlawful Detainer	UD	49	▼	-15.5%	-9
	Other	OT	14	▲	-12.5%	-2
	Preliminary Protective Order	PP	11	▲	+175.0%	+7
	Protective Order	PO	11	▲	+175.0%	+7
	Interrogatory	IN	9	▲	+28.6%	+2
	Show Cause	SC	9	▲	+125.0%	+5
	Detinue	DT	6	▼	-14.3%	-1
	Admin License	AL	4	▼	-42.9%	-3
	Abstract	AJ	2	▼	-50.0%	-2
	Bond Forfeiture	BF	1	▼	-83.3%	-5
	Capias	CA	1	↔		-
Impoundment	IM	0	▼	-100.0%	-2	
<b>Total</b>			<b>293</b>	▲	<b>3.5%</b>	<b>+10</b>
<b>Civil Commitments</b>	Temporary Detention Order	TD	15	▲	+15.4%	+2
	Emergency Custody Order	EC	6	▲	+200.0%	+4
<b>Total</b>			<b>21</b>	▲	<b>40.0%</b>	<b>+6</b>
<b>GRAND TOTAL</b>			<b>1,190</b>	▲	6.7%	+75

Dispositions by Major Case Category\*\*

Category	Summary	Change	% Change	Absolute Change
Felony	52	▼	-26.8%	-19
Garnishment	80	▲	-16.7%	-16
General Civil	113	▲	+37.8%	+31
Infraction/Civil Violation	537	▲	+13.3%	+63
Landlord /Tenant	49	▼	-15.5%	-9
Misdemeanor	229	▼	-0.4%	-1
Other	108	▲	+12.5%	+12
Protective Orders	22	▲	+175.0%	+14
<b>GRAND TOTAL</b>	<b>1,190</b>	▲	6.7%	+75

\* Compared to same time period as previous year  
 3/11/2024 12:13:57PM

\*\* Case Type Categories are defined in the 2017 Virginia Judicial Workload Assessment  
 Source: SCV-SQL-Information





2024 Overall GRAND TOTAL		Distribution of Caseload			Change*		Percentage (%) of Caseload		
<b>1,741</b>	+141 8.8%	<b>Criminal</b>	398	23%	19.2% ▲	+64	<b>Criminal</b>	20.9%	22.9%
2024	↑	<b>Traffic</b>	778	45%	-4.1% ▼	-33	<b>Traffic</b>	50.7%	44.7%
2023		<b>Civil</b>	545	31%	27.6% ▲	+118	<b>Civil</b>	26.7%	31.3%
		<b>Civil Commitments</b>	20	1%	-28.6% ▼	-8	<b>Civil Commitments</b>	1.8%	1.1%
		<b>GRAND TOTAL</b>	<b>1,741</b>	100%	8.8% ▲	+141	<b>GRAND TOTAL</b>	100%	100%

**Dispositions by Division & Code**

Division	Case Type Description	Code	Summary	Change	% Change	Absolute Change
<b>Criminal</b>	Misdemeanor	M	203	▲	+21.6%	+36
	Felony	F	107	▲	+35.4%	+28
	Capias	CA	46	▲	+84.0%	+21
	Show Cause	SC	33	▼	-23.3%	-10
	Civil Violation	CV	9	▼	-55.0%	-11
	<b>Total</b>			<b>398</b>	▲	<b>19.2%</b>
<b>Traffic</b>	Infraction	I	559	▼	-7.9%	-48
	Misdemeanor	M	147	▲	+5.8%	+8
	Capias	CA	35	▲	+20.7%	+6
	Show Cause	SC	33	▲	+13.8%	+4
	Felony	F	3	▼	-50.0%	-3
	Restricted Operators License	RL	1	▲	-	+1
	Civil Violation	CV	0	▼	-100.0%	-1
	<b>Total</b>			<b>778</b>	▼	<b>-4.1%</b>
<b>Civil</b>	Warrant in Debt	WD	264	▲	+48.3%	+86
	Garnishment	GA	130	▲	+34.0%	+33
	Unlawful Detainer	UD	45	▼	-22.4%	-13
	Other	OT	26	▲	+36.8%	+7
	Preliminary Protective Order	PP	23	▲	+76.9%	+10
	Protective Order	PO	14	▲	+7.7%	+1
	Impoundment	IM	12	▲	+140.0%	+7
	Interrogatory	IN	9	▼	-18.2%	-2
	Detinue	DT	6	▼	-64.7%	-11
	Abstract	AJ	5	▲	+66.7%	+2
	Admin License	AL	4	▲	+300.0%	+3
	Capias	CA	2	▲	-	+2
	Petition-Restore Arms	PR	2	▲	+100.0%	+1
	Show Cause	SC	2	▼	-80.0%	-8
	Counter Claim	CC	1	↔	-	-
	<b>Total</b>			<b>545</b>	▲	<b>27.6%</b>
<b>Civil Commitments</b>	Temporary Detention Order	TD	13	▼	-18.8%	-3
	Emergency Custody Order	EC	7	▼	-41.7%	-5
<b>Total</b>			<b>20</b>	▼	<b>-28.6%</b>	<b>-8</b>
<b>GRAND TOTAL</b>			<b>1,741</b>	▲	8.8%	+141

**Dispositions by Major Case Category\*\***

Category	Summary	Change	% Change	Absolute Change
Felony	110	▼	+29.4%	+25
Garnishment	139	▲	+28.7%	+31
General Civil	279	▲	+40.2%	+80
Infraction/Civil Violation	568	▼	-9.6%	-60
Landlord /Tenant	45	▼	-22.4%	-13
Misdemeanor	351	▲	+14.7%	+45
Other	212	▲	+11.6%	+22
Protective Orders	37	▲	+42.3%	+11
<b>GRAND TOTAL</b>	<b>1,741</b>	▲	8.8%	+141

\* Compared to same time period as previous year  
 3/11/2024 12:13:57PM

\*\* Case Type Categories are defined in the 2017 Virginia Judicial Workload Assessment  
 Source: SCV-SQL-Information



2024 Overall GRAND TOTAL		Distribution of Caseload			Change*		Percentage (%) of Caseload		
<b>1,854</b>	+97 5.5%	<b>Criminal</b>	249	13%	-12.9% ▼	-37	<b>Criminal</b>	2023 16.3%	2024 13.4%
2024	↑	<b>Traffic</b>	1,026	55%	20.3% ▲	+173	<b>Traffic</b>	48.5%	55.3%
2023		<b>Civil</b>	559	30%	-7.6% ▼	-46	<b>Civil</b>	34.4%	30.2%
		<b>Civil Commitments</b>	20	1%	53.8% ▲	+7	<b>Civil Commitments</b>	0.7%	1.1%
		<b>GRAND TOTAL</b>	<b>1,854</b>	100%	5.5% ▲	+97	<b>GRAND TOTAL</b>	100%	100%

Dispositions by Division & Code

Division	Case Type Description	Code	Summary	Change	% Change	Absolute Change
<b>Criminal</b>	Misdemeanor	M	139	▼	-8.6%	-13
	Felony	F	57	▼	-14.9%	-10
	Capias	CA	24	▼	-7.7%	-2
	Show Cause	SC	21	▼	-36.4%	-12
	Civil Violation	CV	5	▲	+66.7%	+2
	Restricted Operators License	RL	3	▼	-40.0%	-2
	<b>Total</b>			<b>249</b>	▼	<b>-12.9%</b>
<b>Traffic</b>	Infraction	I	862	▲	+28.3%	+190
	Misdemeanor	M	130	▼	-18.8%	-30
	Show Cause	SC	16	▲	+166.7%	+10
	Capias	CA	12	▲	+71.4%	+5
	Civil Violation	CV	4	▲	-	+4
	Felony	F	2	▼	-66.7%	-4
	Restricted Operators License	RL	0	▼	-100.0%	-2
<b>Total</b>			<b>1,026</b>	▲	<b>20.3%</b>	<b>+173</b>
<b>Civil</b>	Warrant in Debt	WD	276	▼	-14.0%	-45
	Unlawful Detainer	UD	109	▼	-19.9%	-27
	Garnishment	GA	92	▲	+33.3%	+23
	Other	OT	22	▲	-8.3%	-2
	Preliminary Protective Order	PP	18	▲	+38.5%	+5
	Protective Order	PO	10	▲	+42.9%	+3
	Impoundment	IM	9	▲	+800.0%	+8
	Admin License	AL	7	▲	+75.0%	+3
	Detinue	DT	6	▼	-33.3%	-3
	Interrogatory	IN	3	▼	-57.1%	-4
	Abstract	AJ	2	▼	-66.7%	-4
	Show Cause	SC	2	▼	-60.0%	-3
	Bond Forfeiture	BF	1	↔	-	-
	Counter Claim	CC	1	▲	-	+1
Petition-Restore Arms	PR	1	▼	-50.0%	-1	
<b>Total</b>			<b>559</b>	▼	<b>-7.6%</b>	<b>-46</b>
<b>Civil Commitments</b>	Temporary Detention Order	TD	13	▲	+333.3%	+10
	Emergency Custody Order	EC	7	▼	-30.0%	-3
<b>Total</b>			<b>20</b>	▲	<b>53.8%</b>	<b>+7</b>
<b>GRAND TOTAL</b>			<b>1,854</b>	▲	5.5%	+97

Dispositions by Major Case Category\*\*

Category	Summary	Change	% Change	Absolute Change
Felony	59	▼	-19.2%	-14
Garnishment	95	▼	+25.0%	+19
General Civil	288	▲	-13.5%	-45
Infraction/Civil Violation	871	▲	+29.0%	+196
Landlord /Tenant	109	▼	-19.9%	-27
Misdemeanor	272	▼	-14.7%	-47
Other	132	▲	+5.6%	+7
Protective Orders	28	▲	+40.0%	+8
<b>GRAND TOTAL</b>	<b>1,854</b>	▲	5.5%	+97

\* Compared to same time period as previous year  
 3/11/2024 12:13:57PM

\*\* Case Type Categories are defined in the 2017 Virginia Judicial Workload Assessment  
 Source: SCV-SQL-Information



2024 Overall GRAND TOTAL		Distribution of Caseload			Change*		Percentage (%) of Caseload		
<b>3,891</b>	+456 13.3%	<b>Criminal</b>	1,076	28%	18.1% ▲	+165	<b>Criminal</b>	2023 26.5%	2024 27.7%
2024		<b>Traffic</b>	1,034	27%	-6.4% ▼	-71	<b>Traffic</b>	32.2%	26.6%
2023		<b>Civil</b>	1,607	41%	26.9% ▲	+341	<b>Civil</b>	36.9%	41.3%
		<b>Civil Commitments</b>	174	4%	13.7% ▲	+21	<b>Civil Commitments</b>	4.5%	4.5%
		<b>GRAND TOTAL</b>	<b>3,891</b>	100%	13.3% ▲	+456	<b>GRAND TOTAL</b>	100%	100%

**Dispositions by Division & Code**

Division	Case Type Description	Code	Summary	Change	% Change	Absolute Change
<b>Criminal</b>	Misdemeanor	M	540	▲	+6.1%	+31
	Felony	F	272	▲	+34.0%	+69
	Capias	CA	150	▲	+44.2%	+46
	Show Cause	SC	97	▲	+22.8%	+18
	Motion	MO	9	▲	+125.0%	+5
	Civil Violation	CV	8	▼	-33.3%	-4
	<b>Total</b>			<b>1,076</b>	<b>▲</b>	<b>18.1%</b>
<b>Traffic</b>	Infraction	I	632	▼	-16.3%	-123
	Misdemeanor	M	345	▲	+17.7%	+52
	Capias	CA	25	▲	+38.9%	+7
	Show Cause	SC	22	▼	-12.0%	-3
	Felony	F	9	▲	+12.5%	+1
	Other	O	1	▲	-	+1
	Civil Violation	CV	0	▼	-100.0%	-1
	Motion	MO	0	▼	-100.0%	-2
	Restricted Operators License	RL	0	▼	-100.0%	-3
<b>Total</b>			<b>1,034</b>	<b>▼</b>	<b>-6.4%</b>	<b>-71</b>
<b>Civil</b>	Warrant in Debt	WD	548	▲	+24.3%	+107
	Unlawful Detainer	UD	361	▲	+17.6%	+54
	Garnishment	GA	257	▲	+32.5%	+63
	Detinue	DT	126	▲	+22.3%	+23
	Other	OT	75	▲	+38.9%	+21
	Preliminary Protective Order	PP	50	▲	+38.9%	+14
	Interrogatory	IN	38	▲	+65.2%	+15
	Protective Order	PO	32	▲	+23.1%	+6
	Bond Forfeiture	BF	29	▲	+61.1%	+11
	Show Cause	SC	25	▲	+177.8%	+16
	Impoundment	IM	24	▲	+14.3%	+3
	Abstract	AJ	16	▲	+33.3%	+4
	Admin License	AL	14	↔	-	-
	Capias	CA	4	▲	+300.0%	+3
	Tenants Assertion	TA	3	▲	+200.0%	+2
	Counter Claim	CC	2	▲	+100.0%	+1
	Motion for Judgment	MJ	2	▼	-50.0%	-2
	Petition-Restore Arms	PR	1	▲	-	+1
	Third Party Claim	TH	0	▼	-100.0%	-1
<b>Total</b>			<b>1,607</b>	<b>▲</b>	<b>26.9%</b>	<b>+341</b>
<b>Civil Commitments</b>	Mental Commitment	MC	73	▲	+52.1%	+25
	Temporary Detention Order	TD	58	▼	-4.9%	-3
	Emergency Custody Order	EC	41	▼	-6.8%	-3
	Medical Emergency Temporary Detention Order	MT	1	▲	-	+1
	Petition	PT	1	▲	-	+1
<b>Total</b>			<b>174</b>	<b>▲</b>	<b>13.7%</b>	<b>+21</b>
<b>GRAND TOTAL</b>			<b>3,891</b>	<b>▲</b>	13.3%	+456

**Dispositions by Major Case Category\*\***

Category	Summary	Change	% Change	Absolute Change
Felony	281	▲	+33.2%	+70
Garnishment	295	▲	+35.9%	+78
General Civil	683	▲	+22.6%	+126
Infraction/Civil Violation	641	▲	-16.5%	-127
Involuntary Civil Commitments	1	▲	-	+1
Landlord /Tenant	364	▲	+18.2%	+56
Misdemeanor	885	▼	+9.9%	+80
Other	659	▲	+30.0%	+152
Protective Orders	82	▲	+32.3%	+20
<b>GRAND TOTAL</b>	<b>3,891</b>	▲	13.3%	+456

\* Compared to same time period as previous year  
 3/11/2024 12:13:57PM

\*\* Case Type Categories are defined in the 2017 Virginia Judicial Workload Assessment  
 Source: SCV-SQL-Information

2024 Overall GRAND TOTAL		Distribution of Caseload			Change*		Percentage (%) of Caseload		
<b>799</b>	+157 24.5%	<b>Criminal</b>	144	18%	48.5% ▲	+47	<b>Criminal</b>	2023 15.1%	2024 18.0%
2024		<b>Traffic</b>	572	72%	29.7% ▲	+131	<b>Traffic</b>	68.7%	71.6%
2023		<b>Civil</b>	76	10%	-14.6% ▼	-13	<b>Civil</b>	13.9%	9.5%
		<b>Civil Commitments</b>	7	1%	-53.3% ▼	-8	<b>Civil Commitments</b>	2.3%	0.9%
		<b>GRAND TOTAL</b>	<b>799</b>	100%	24.5% ▲	+157	<b>GRAND TOTAL</b>	100%	100%

**Dispositions by Division & Code**

Division	Case Type Description	Code	Summary	Change	% Change	Absolute Change
<b>Criminal</b>	Misdemeanor	M	96	▲	+41.2%	+28
	Felony	F	34	▲	+112.5%	+18
	Show Cause	SC	7	▲	+40.0%	+2
	Capias	CA	4	▼	-33.3%	-2
	Civil Violation	CV	3	▲	+50.0%	+1
	<b>Total</b>			<b>144</b>	<b>▲</b>	<b>48.5%</b>
<b>Traffic</b>	Infraction	I	447	▲	+31.5%	+107
	Misdemeanor	M	113	▲	+21.5%	+20
	Capias	CA	6	▲	+200.0%	+4
	Felony	F	3	▲	+200.0%	+2
	Show Cause	SC	3	▼	-25.0%	-1
	Restricted Operators License	RL	0	▼	-100.0%	-1
	<b>Total</b>			<b>572</b>	<b>▲</b>	<b>29.7%</b>
<b>Civil</b>	Warrant in Debt	WD	28	▼	-22.2%	-8
	Garnishment	GA	21	▼	-16.0%	-4
	Other	OT	7	▼	-12.5%	-1
	Preliminary Protective Order	PP	6	▲	+200.0%	+4
	Unlawful Detainer	UD	6	▲	+50.0%	+2
	Abstract	AJ	2	↔	-	-
	Detinue	DT	2	▲	-	+2
	Protective Order	PO	2	▼	-50.0%	-2
	Interrogatory	IN	1	▼	-50.0%	-1
	Motion for Judgment	MJ	1	▲	-	+1
	Admin License	AL	0	▼	-100.0%	-5
	Impoundment	IM	0	▼	-100.0%	-1
	<b>Total</b>			<b>76</b>	<b>▼</b>	<b>-14.6%</b>
<b>Civil Commitments</b>	Temporary Detention Order	TD	5	▼	-44.4%	-4
	Emergency Custody Order	EC	2	▼	-66.7%	-4
	<b>Total</b>		<b>7</b>	<b>▼</b>	<b>-53.3%</b>	<b>-8</b>
<b>GRAND TOTAL</b>			<b>799</b>	<b>▲</b>	<b>24.5%</b>	<b>+157</b>

**Dispositions by Major Case Category\*\***

Category	Summary	Change	% Change	Absolute Change
Felony	37	▲	+117.6%	+20
Garnishment	22	▼	-18.5%	-5
General Civil	31	▲	-13.9%	-5
Infraction/Civil Violation	450	▲	+31.6%	+108
Landlord /Tenant	6	▲	+50.0%	+2
Misdemeanor	209	▼	+29.0%	+47
Other	36	▼	-25.0%	-12
Protective Orders	8	▲	+33.3%	+2
<b>GRAND TOTAL</b>	<b>799</b>	<b>▲</b>	<b>24.5%</b>	<b>+157</b>

\* Compared to same time period as previous year  
 3/11/2024 12:13:57PM

\*\* Case Type Categories are defined in the 2017 Virginia Judicial Workload Assessment  
 Source: SCV-SQL-Information



2024 Overall GRAND TOTAL		Distribution of Caseload			Change*		Percentage (%) of Caseload				
2024	1,319	Criminal	148	11%	-5.7%	▼	-9	Criminal	12.9%	2023	11.2%
2023	+102 8.4%	Traffic	900	68%	8.7%	▲	+72	Traffic	68.0%	2024	68.2%
		Civil	217	16%	14.2%	▲	+27	Civil	15.6%		16.5%
		Civil Commitments	54	4%	28.6%	▲	+12	Civil Commitments	3.5%		4.1%
		<b>GRAND TOTAL</b>	<b>1,319</b>	<b>100%</b>	<b>8.4%</b>	<b>▲</b>	<b>+102</b>	<b>GRAND TOTAL</b>	<b>100%</b>		<b>100%</b>

Dispositions by Division & Code

Division	Case Type Description	Code	Summary	Change	% Change	Absolute Change
<b>Criminal</b>	Misdemeanor	M	92	▼	-10.7%	-11
	Felony	F	37	▼	-21.3%	-10
	Capias	CA	12	▲	+140.0%	+7
	Civil Violation	CV	7	▲	+600.0%	+6
	Show Cause	SC	0	▼	-100.0%	-1
	<b>Total</b>			<b>148</b>	<b>▼</b>	<b>-5.7%</b>
<b>Traffic</b>	Infraction	I	734	▲	+7.0%	+48
	Misdemeanor	M	153	▲	+10.1%	+14
	Capias	CA	8	▲	+166.7%	+5
	Show Cause	SC	3	▲	-	+3
	Felony	F	2	▲	-	+2
	<b>Total</b>			<b>900</b>	<b>▲</b>	<b>8.7%</b>
<b>Civil</b>	Warrant in Debt	WD	85	▲	+37.1%	+23
	Garnishment	GA	53	▲	+1.9%	+1
	Unlawful Detainer	UD	43	▲	+48.3%	+14
	Admin License	AL	12	▲	+20.0%	+2
	Detinue	DT	10	▲	+42.9%	+3
	Other	OT	10	▼	-37.5%	-6
	Preliminary Protective Order	PP	3	▼	-50.0%	-3
	Protective Order	PO	1	▼	-50.0%	-1
	Impoundment	IM	0	▼	-100.0%	-2
	Interrogatory	IN	0	▼	-100.0%	-3
	Show Cause	SC	0	▼	-100.0%	-1
	<b>Total</b>			<b>217</b>	<b>▲</b>	<b>14.2%</b>
<b>Civil Commitments</b>	Mental Commitment	MC	22	▲	+15.8%	+3
	Temporary Detention Order	TD	13	▲	+8.3%	+1
	Emergency Custody Order	EC	9	▲	+200.0%	+6
	Other	OT	7	▼	-12.5%	-1
	Medical Emergency Temporary Detention Order	MT	3	▲	-	+3
	<b>Total</b>			<b>54</b>	<b>▲</b>	<b>28.6%</b>
<b>GRAND TOTAL</b>			<b>1,319</b>	<b>▲</b>	<b>8.4%</b>	<b>+102</b>

Dispositions by Major Case Category\*\*

Category	Summary	Change	% Change	Absolute Change
Felony	39	▲	-17.0%	-8
Garnishment	53	▼	-3.6%	-2
General Civil	95	▲	+37.7%	+26
Infraction/Civil Violation	741	▲	+7.9%	+54
Involuntary Civil Commitments	7	▼	-12.5%	-1
Landlord /Tenant	43	▲	+48.3%	+14
Misdemeanor	245	▼	+1.2%	+3
Other	92	▲	+27.8%	+20
Protective Orders	4	▼	-50.0%	-4
<b>GRAND TOTAL</b>	<b>1,319</b>	<b>▲</b>	<b>8.4%</b>	<b>+102</b>

\* Compared to same time period as previous year  
 3/11/2024 12:13:57PM

\*\* Case Type Categories are defined in the 2017 Virginia Judicial Workload Assessment  
 Source: SCV-SQL-Information

2024 Overall GRAND TOTAL		Distribution of Caseload			Change*		Percentage (%) of Caseload		
<b>2,685</b>	+80 3.1%	<b>Criminal</b>	458	17%	13.4% ▲	+54	<b>Criminal</b>	2023 15.5%	2024 17.1%
2024		<b>Traffic</b>	1,873	70%	3.7% ▲	+66	<b>Traffic</b>	69.4%	69.8%
2023		<b>Civil</b>	229	9%	-20.5% ▼	-59	<b>Civil</b>	11.1%	8.5%
		<b>Civil Commitments</b>	125	5%	17.9% ▲	+19	<b>Civil Commitments</b>	4.1%	4.7%
		<b>GRAND TOTAL</b>	<b>2,685</b>	100%	3.1% ▲	+80	<b>GRAND TOTAL</b>	100%	100%

**Dispositions by Division & Code**

Division	Case Type Description	Code	Summary	Change	% Change	Absolute Change
<b>Criminal</b>	Misdemeanor	M	235	▲	+9.3%	+20
	Felony	F	141	▲	+39.6%	+40
	Capias	CA	47	↔		-
	Show Cause	SC	27	▼	-18.2%	-6
	Civil Violation	CV	8	↔		-
	<b>Total</b>			<b>458</b>	<b>▲</b>	<b>13.4%</b>
<b>Traffic</b>	Infraction	I	1,463	▲	+2.8%	+40
	Misdemeanor	M	363	▲	+4.0%	+14
	Capias	CA	30	▲	+66.7%	+12
	Felony	F	8	▲	+60.0%	+3
	Show Cause	SC	8	▼	-33.3%	-4
	Civil Violation	CV	1	▲	-	+1
	<b>Total</b>			<b>1,873</b>	<b>▲</b>	<b>3.7%</b>
<b>Civil</b>	Garnishment	GA	78	▲	+32.2%	+19
	Unlawful Detainer	UD	44	▲	+15.8%	+6
	Warrant in Debt	WD	33	▼	-71.8%	-84
	Other	OT	21	▼	-22.2%	-6
	Admin License	AL	18	▲	+260.0%	+13
	Preliminary Protective Order	PP	18	▲	+20.0%	+3
	Abstract	AJ	5	▼	-37.5%	-3
	Protective Order	PO	4	▼	-20.0%	-1
	Detinue	DT	2	▼	-60.0%	-3
	Motion for Judgment	MJ	2	▲	-	+2
	Bond Forfeiture	BF	1	▲	-	+1
	Impoundment	IM	1	▼	-75.0%	-3
	Interrogatory	IN	1	▼	-50.0%	-1
	Petition-Restore Arms	PR	1	↔		-
	Show Cause	SC	0	▼	-100.0%	-2
<b>Total</b>			<b>229</b>	<b>▼</b>	<b>-20.5%</b>	<b>-59</b>
<b>Civil Commitments</b>	Mental Commitment	MC	52	▲	+20.9%	+9
	Temporary Detention Order	TD	33	▲	+43.5%	+10
	Emergency Custody Order	EC	27	↔		-
	Petition	PT	8	▲	+100.0%	+4
	Other	OT	3	▼	-66.7%	-6
	Medical Emergency Temporary Detention Order	MT	2	▲	-	+2
<b>Total</b>			<b>125</b>	<b>▲</b>	<b>17.9%</b>	<b>+19</b>
<b>GRAND TOTAL</b>			<b>2,685</b>	<b>▲</b>	<b>3.1%</b>	<b>+80</b>

**Dispositions by Major Case Category\*\***

Category	Summary	Change	% Change	Absolute Change
Felony	149	▲	+40.6%	+43
Garnishment	79	▼	+29.5%	+18
General Civil	38	▲	-69.6%	-87
Infraction/Civil Violation	1,472	▲	+2.9%	+41
Involuntary Civil Commitments	11	▲	-15.4%	-2
Landlord /Tenant	44	▲	+15.8%	+6
Misdemeanor	598	▲	+6.0%	+34

\* Compared to same time period as previous year  
 3/11/2024 12:13:57PM

\*\* Case Type Categories are defined in the 2017 Virginia Judicial Workload Assessment  
 Source: SCV-SQL-Information

**CPSS - GCMS CASELOAD STATISTICS OF THE GENERAL DISTRICT COURTS**  
January 2024 thru February 2024 Dispositions (Compared to January 2023 thru February 2023)

**Augusta**

District: 25 FIPS: 015

Other	272	▲	+10.1%	+25
Protective Orders	22	↔	+10.0%	+2
<b>GRAND TOTAL</b>	<b>2,685</b>	▲	3.1%	+80

\* Compared to same time period as previous year  
3/11/2024 12:13:57PM

\*\* Case Type Categories are defined in the 2017 Virginia Judicial Workload Assessment  
Source: SCV-SQL-Information

2024 Overall GRAND TOTAL		Distribution of Caseload		Change*		Percentage (%) of Caseload		
<b>533</b>	+222 71.4%	<b>Criminal</b>	31 6%	-48.3% ▼	-29	<b>Criminal</b>	2023 19.3%	2024 5.8%
2024	↑	<b>Traffic</b>	472 89%	99.2% ▲	+235	<b>Traffic</b>	76.2%	88.6%
2023		<b>Civil</b>	28 5%	180.0% ▲	+18	<b>Civil</b>	3.2%	5.3%
		<b>Civil Commitments</b>	2 0%	-50.0% ▼	-2	<b>Civil Commitments</b>	1.3%	0.4%
		<b>GRAND TOTAL</b>	<b>533</b> 100%	71.4% ▲	+222	<b>GRAND TOTAL</b>	100%	100%

**Dispositions by Division & Code**

Division	Case Type Description	Code	Summary	Change	% Change	Absolute Change
<b>Criminal</b>	Misdemeanor	M	24	▼	-57.9%	-33
	Capias	CA	2	▲	-	+2
	Felony	F	2	↔	-	-
	Show Cause	SC	2	▲	+100.0%	+1
	Civil Violation	CV	1	▲	-	+1
	<b>Total</b>			<b>31</b>	▼	<b>-48.3%</b>
<b>Traffic</b>	Infraction	I	433	▲	+91.6%	+207
	Misdemeanor	M	39	▲	+254.5%	+28
	<b>Total</b>		<b>472</b>	▲	<b>99.2%</b>	<b>+235</b>
<b>Civil</b>	Warrant in Debt	WD	10	▲	+400.0%	+8
	Garnishment	GA	4	▼	-20.0%	-1
	Other	OT	4	▲	+100.0%	+2
	Protective Order	PO	4	▲	-	+4
	Preliminary Protective Order	PP	3	▲	-	+3
	Interrogatory	IN	1	▲	-	+1
	Show Cause	SC	1	▲	-	+1
	Unlawful Detainer	UD	1	▲	-	+1
	Impoundment	IM	0	▼	-100.0%	-1
<b>Total</b>			<b>28</b>	▲	<b>180.0%</b>	<b>+18</b>
<b>Civil Commitments</b>	Emergency Custody Order	EC	2	↔	-	-
	Temporary Detention Order	TD	0	▼	-100.0%	-2
	<b>Total</b>		<b>2</b>	▼	<b>-50.0%</b>	<b>-2</b>
<b>GRAND TOTAL</b>			<b>533</b>	▲	71.4%	+222

**Dispositions by Major Case Category\*\***

Category	Summary	Change	% Change	Absolute Change
Felony	2	↔	-	0
Garnishment	5	▲	-	0
General Civil	10	▲	+400.0%	+8
Infraction/Civil Violation	434	▲	+92.0%	+208
Landlord /Tenant	1	▲	-	+1
Misdemeanor	63	▲	-7.4%	-5
Other	11	▲	+37.5%	+3
Protective Orders	7	▲	-	+7
<b>GRAND TOTAL</b>	<b>533</b>	▲	71.4%	+222

\* Compared to same time period as previous year  
 3/11/2024 12:13:57PM

\*\* Case Type Categories are defined in the 2017 Virginia Judicial Workload Assessment  
 Source: SCV-SQL-Information

2024 Overall GRAND TOTAL		Distribution of Caseload			Change*		Percentage (%) of Caseload		
<b>2,347</b>	+73 3.2%	<b>Criminal</b>	179	8%	10.5% ▲	+17	<b>Criminal</b>	2023 7.1%	2024 7.6%
2024		<b>Traffic</b>	1,963	84%	1.8% ▲	+35	<b>Traffic</b>	84.8%	83.6%
2023		<b>Civil</b>	196	8%	11.4% ▲	+20	<b>Civil</b>	7.7%	8.4%
		<b>Civil Commitments</b>	9	0%	12.5% ▲	+1	<b>Civil Commitments</b>	0.4%	0.4%
		<b>GRAND TOTAL</b>	<b>2,347</b>	100%	3.2% ▲	+73	<b>GRAND TOTAL</b>	100%	100%

**Dispositions by Division & Code**

Division	Case Type Description	Code	Summary	Change	% Change	Absolute Change
<b>Criminal</b>	Misdemeanor	M	127	▲	+30.9%	+30
	Felony	F	26	▼	-27.8%	-10
	Show Cause	SC	13	▲	+8.3%	+1
	Capias	CA	10	▼	-16.7%	-2
	Civil Violation	CV	3	▼	-25.0%	-1
	Restricted Operators License	RL	0	▼	-100.0%	-1
	<b>Total</b>			<b>179</b>	<b>▲</b>	<b>10.5%</b>
<b>Traffic</b>	Infraction	I	1,668	▲	+4.3%	+69
	Misdemeanor	M	282	▼	-11.9%	-38
	Show Cause	SC	7	▲	+75.0%	+3
	Capias	CA	6	▲	+500.0%	+5
	Felony	F	0	▼	-100.0%	-3
	Restricted Operators License	RL	0	▼	-100.0%	-1
	<b>Total</b>			<b>1,963</b>	<b>▲</b>	<b>1.8%</b>
<b>Civil</b>	Warrant in Debt	WD	84	▼	-3.4%	-3
	Garnishment	GA	45	▲	+21.6%	+8
	Unlawful Detainer	UD	24	▲	+60.0%	+9
	Other	OT	10	▲	+233.3%	+7
	Admin License	AL	8	↔		-
	Preliminary Protective Order	PP	7	▲	+75.0%	+3
	Protective Order	PO	6	▲	+20.0%	+1
	Impoundment	IM	5	▲	+66.7%	+2
	Detinue	DT	2	▲	+100.0%	+1
	Bond Forfeiture	BF	1	▲	-	+1
	Interrogatory	IN	1	▼	-75.0%	-3
	Overweight	OC	1	▼	-83.3%	-5
	Show Cause	SC	1	▲	-	+1
	Tenants Assertion	TA	1	▲	-	+1
	Abstract	AJ	0	▼	-100.0%	-1
Petition-Restore Arms	PR	0	▼	-100.0%	-2	
<b>Total</b>			<b>196</b>	<b>▲</b>	<b>11.4%</b>	<b>+20</b>
<b>Civil Commitments</b>	Temporary Detention Order	TD	5	▼	-16.7%	-1
	Emergency Custody Order	EC	4	▲	+100.0%	+2
	<b>Total</b>		<b>9</b>	<b>▲</b>	<b>12.5%</b>	<b>+1</b>
<b>GRAND TOTAL</b>			<b>2,347</b>	<b>▲</b>	<b>3.2%</b>	<b>+73</b>

**Dispositions by Major Case Category\*\***

Category	Summary	Change	% Change	Absolute Change
Felony	26	▼	-33.3%	-13
Garnishment	46	▼	+12.2%	+5
General Civil	88	▲	-3.3%	-3
Infraction/Civil Violation	1,672	▼	+3.9%	+63
Landlord /Tenant	25	▲	+66.7%	+10
Misdemeanor	409	▼	-2.4%	-10
Other	68	▲	+33.3%	+17
Protective Orders	13	▲	+44.4%	+4
<b>GRAND TOTAL</b>	<b>2,347</b>	<b>▲</b>	<b>3.2%</b>	<b>+73</b>

\* Compared to same time period as previous year  
 3/11/2024 12:13:57PM

\*\* Case Type Categories are defined in the 2017 Virginia Judicial Workload Assessment  
 Source: SCV-SQL-Information



2024 Overall GRAND TOTAL		Distribution of Caseload			Change*		Percentage (%) of Caseload		
<b>272</b>	-47 -14.7%	<b>Criminal</b>	56	21%	36.6% ▲	+15	<b>Criminal</b>	2023 12.9%	2024 20.6%
2024		<b>Traffic</b>	154	57%	-25.6% ▼	-53	<b>Traffic</b>	64.9%	56.6%
2023		<b>Civil</b>	59	22%	-11.9% ▼	-8	<b>Civil</b>	21.0%	21.7%
		<b>Civil Commitments</b>	3	1%	-25.0% ▼	-1	<b>Civil Commitments</b>	1.3%	1.1%
		<b>GRAND TOTAL</b>	<b>272</b>	100%	-14.7% ▼	-47	<b>GRAND TOTAL</b>	100%	100%

Dispositions by Division & Code

Division	Case Type Description	Code	Summary	Change	% Change	Absolute Change
<b>Criminal</b>	Misdemeanor	M	30	▲	+42.9%	+9
	Felony	F	15	▼	-11.8%	-2
	Capias	CA	5	▲	+150.0%	+3
	Show Cause	SC	4	▲	+300.0%	+3
	Civil Violation	CV	2	▲	-	+2
	<b>Total</b>			<b>56</b>	<b>▲</b>	<b>36.6%</b>
<b>Traffic</b>	Infraction	I	109	▼	-37.4%	-65
	Misdemeanor	M	34	▲	+21.4%	+6
	Capias	CA	9	▲	+80.0%	+4
	Civil Violation	CV	1	▲	-	+1
	Felony	F	1	▲	-	+1
	<b>Total</b>			<b>154</b>	<b>▼</b>	<b>-25.6%</b>
<b>Civil</b>	Unlawful Detainer	UD	17	▲	+13.3%	+2
	Warrant in Debt	WD	17	▼	-15.0%	-3
	Garnishment	GA	12	▼	-47.8%	-11
	Admin License	AL	3	▲	-	+3
	Other	OT	3	▼	-50.0%	-3
	Preliminary Protective Order	PP	3	↔	-	-
	Protective Order	PO	2	▲	-	+2
	Bond Forfeiture	BF	1	▲	-	+1
	Interrogatory	IN	1	▲	-	+1
	<b>Total</b>			<b>59</b>	<b>▼</b>	<b>-11.9%</b>
<b>Civil Commitments</b>	Temporary Detention Order	TD	2	▼	-33.3%	-1
	Emergency Custody Order	EC	1	↔	-	-
	<b>Total</b>		<b>3</b>	<b>▼</b>	<b>-25.0%</b>	<b>-1</b>
<b>GRAND TOTAL</b>			<b>272</b>	<b>▼</b>	<b>-14.7%</b>	<b>-47</b>

Dispositions by Major Case Category\*\*

Category	Summary	Change	% Change	Absolute Change
Felony	16	▲	-5.9%	-1
Garnishment	13	▲	-43.5%	-10
General Civil	17	▼	-15.0%	-3
Infraction/Civil Violation	112	▲	-35.6%	-62
Landlord /Tenant	17	▲	+13.3%	+2
Misdemeanor	64	▲	+30.6%	+15
Other	28	▲	+55.6%	+10
Protective Orders	5	▲	+66.7%	+2
<b>GRAND TOTAL</b>	<b>272</b>	<b>▼</b>	<b>-14.7%</b>	<b>-47</b>

\* Compared to same time period as previous year  
 3/11/2024 12:13:57PM

\*\* Case Type Categories are defined in the 2017 Virginia Judicial Workload Assessment  
 Source: SCV-SQL-Information

2024 Overall GRAND TOTAL		Distribution of Caseload			Change*		Percentage (%) of Caseload			
<b>139</b>	-3 -2.1%	<b>Criminal</b>	25	18%	-21.9%	▼	-7	<b>Criminal</b>	2023: 22.5%	2024: 18.0%
2024		<b>Traffic</b>	81	58%	-5.8%	▼	-5	<b>Traffic</b>	60.6%	58.3%
2023		<b>Civil</b>	33	24%	37.5%	▲	+9	<b>Civil</b>	16.9%	23.7%
		<b>GRAND TOTAL</b>	<b>139</b>	100%	-2.1%	▼	-3	<b>GRAND TOTAL</b>	100%	100%

**Dispositions by Division & Code**

Division	Case Type Description	Code	Summary	Change	% Change	Absolute Change
<b>Criminal</b>	Misdemeanor	M	19	▼	-9.5%	-2
	Felony	F	4	▼	-50.0%	-4
	Show Cause	SC	2	↔	-	-
	Capias	CA	0	▼	-100.0%	-1
	<b>Total</b>		<b>25</b>	▼	<b>-21.9%</b>	<b>-7</b>
<b>Traffic</b>	Infraction	I	71	▲	+4.4%	+3
	Misdemeanor	M	9	▼	-30.8%	-4
	Capias	CA	1	▼	-66.7%	-2
	Restricted Operators License	RL	0	▼	-100.0%	-1
	Show Cause	SC	0	▼	-100.0%	-1
	<b>Total</b>		<b>81</b>	▼	<b>-5.8%</b>	<b>-5</b>
<b>Civil</b>	Unlawful Detainer	UD	10	▲	+66.7%	+4
	Warrant in Debt	WD	9	▲	+28.6%	+2
	Tenants Assertion	TA	4	▲	-	+4
	Garnishment	GA	3	▼	-50.0%	-3
	Admin License	AL	2	▲	-	+2
	Detinue	DT	1	▲	-	+1
	Impoundment	IM	1	▲	-	+1
	Interrogatory	IN	1	▲	-	+1
	Other	OT	1	▲	-75.0%	-3
	Protective Order	PO	1	▲	-	+1
	Petition-Restore Arms	PR	0	▼	-100.0%	-1
	<b>Total</b>		<b>33</b>	▲	<b>37.5%</b>	<b>+9</b>
<b>GRAND TOTAL</b>			<b>139</b>	▼	<b>-2.1%</b>	<b>-3</b>

**Dispositions by Major Case Category\*\***

Category	Summary	Change	% Change	Absolute Change
Felony	4	▼	-50.0%	-4
Garnishment	4	▲	-33.3%	-2
General Civil	11	▲	+37.5%	+3
Infraction/Civil Violation	71	▲	+4.4%	+3
Landlord /Tenant	14	▲	+133.3%	+8
Misdemeanor	28	▼	-20.0%	-7
Other	6	▲	-45.5%	-5
Protective Orders	1	▲	-	+1
<b>GRAND TOTAL</b>	<b>139</b>	▼	<b>-2.1%</b>	<b>-3</b>

\* Compared to same time period as previous year  
 3/11/2024 12:13:57PM

\*\* Case Type Categories are defined in the 2017 Virginia Judicial Workload Assessment  
 Source: SCV-SQL-Information



2024 Overall GRAND TOTAL		Distribution of Caseload			Change*		Percentage (%) of Caseload			
2024	156	Criminal	16	10%	100.0%	▲	+8	Criminal	2023	2024
									34.5%	6.9%
2023	↑	Traffic	132	85%	40.4%	▲	+38	Traffic	81.0%	84.6%
		Civil	7	4%	-50.0%	▼	-7	Civil	12.1%	4.5%
		Civil Commitments	1	1%	-	▲	+1	Civil Commitments	0.0%	0.6%
<b>GRAND TOTAL</b>		<b>GRAND TOTAL</b>	<b>156</b>	<b>100%</b>	<b>34.5%</b>	<b>▲</b>	<b>+40</b>	<b>GRAND TOTAL</b>	<b>100%</b>	<b>100%</b>

**Dispositions by Division & Code**

Division	Case Type Description	Code	Summary	Change	% Change	Absolute Change
<b>Criminal</b>	Misdemeanor	M	14	▲	+100.0%	+7
	Civil Violation	CV	1	▲	-	+1
	Show Cause	SC	1	▲	-	+1
	Felony	F	0	▼	-100.0%	-1
	<b>Total</b>		<b>16</b>	<b>▲</b>	<b>100.0%</b>	<b>+8</b>
<b>Traffic</b>	Infraction	I	121	▲	+37.5%	+33
	Misdemeanor	M	11	▲	+83.3%	+5
	<b>Total</b>		<b>132</b>	<b>▲</b>	<b>40.4%</b>	<b>+38</b>
<b>Civil</b>	Warrant in Debt	WD	5	↔	-	-
	Admin License	AL	1	▲	-	+1
	Counter Claim	CC	1	▲	-	+1
	Garnishment	GA	0	▼	-100.0%	-4
	Other	OT	0	▼	-100.0%	-1
	Preliminary Protective Order	PP	0	▼	-100.0%	-1
	Protective Order	PO	0	▼	-100.0%	-1
	Unlawful Detainer	UD	0	▼	-100.0%	-2
<b>Total</b>		<b>7</b>	<b>▼</b>	<b>-50.0%</b>	<b>-7</b>	
<b>Civil Commitments</b>	Temporary Detention Order	TD	1	▲	-	+1
<b>Total</b>		<b>1</b>	<b>▲</b>	<b>-</b>	<b>+1</b>	
<b>GRAND TOTAL</b>			<b>156</b>	<b>▲</b>	<b>34.5%</b>	<b>+40</b>

**Dispositions by Major Case Category\*\***

Category	Summary	Change	% Change	Absolute Change
Felony	0	▼	-100.0%	-1
Garnishment	0	▼	-100.0%	-4
General Civil	5	↔	-	0
Infraction/Civil Violation	122	▲	+38.6%	+34
Landlord /Tenant	0	▼	-100.0%	-2
Misdemeanor	25	▲	+92.3%	+12
Other	4	▲	+300.0%	+3
Protective Orders	0	▼	-100.0%	-2
<b>GRAND TOTAL</b>	<b>156</b>	<b>▲</b>	<b>34.5%</b>	<b>+40</b>

\* Compared to same time period as previous year  
 3/11/2024 12:13:57PM

\*\* Case Type Categories are defined in the 2017 Virginia Judicial Workload Assessment  
 Source: SCV-SQL-Information

2024 Overall GRAND TOTAL		Distribution of Caseload			Change*		Percentage (%) of Caseload			
<b>1,492</b>	-149 -9.1%	<b>Criminal</b>	247	17%	-1.6%	▼	-4	<b>Criminal</b>	2023 15.3%	2024 16.6%
2024		<b>Traffic</b>	1,062	71%	-5.9%	▼	-67	<b>Traffic</b>	68.8%	71.2%
2023		<b>Civil</b>	162	11%	-32.2%	▼	-77	<b>Civil</b>	14.6%	10.9%
		<b>Civil Commitments</b>	21	1%	-4.5%	▼	-1	<b>Civil Commitments</b>	1.3%	1.4%
		<b>GRAND TOTAL</b>	<b>1,492</b>	100%	-9.1%	▼	-149	<b>GRAND TOTAL</b>	100%	100%

Dispositions by Division & Code

Division	Case Type Description	Code	Summary	Change	% Change	Absolute Change
<b>Criminal</b>	Misdemeanor	M	134	▲	+6.3%	+8
	Felony	F	76	▼	-13.6%	-12
	Capias	CA	21	▼	-30.0%	-9
	Civil Violation	CV	10	▲	+400.0%	+8
	Show Cause	SC	6	▲	+20.0%	+1
	<b>Total</b>			<b>247</b>	▼	<b>-1.6%</b>
<b>Traffic</b>	Infraction	I	766	▲	+14.7%	+98
	Misdemeanor	M	280	▼	-33.2%	-139
	Capias	CA	11	▼	-56.0%	-14
	Felony	F	3	▼	-76.9%	-10
	Show Cause	SC	2	▼	-50.0%	-2
	<b>Total</b>			<b>1,062</b>	▼	<b>-5.9%</b>
<b>Civil</b>	Warrant in Debt	WD	50	▼	-40.5%	-34
	Garnishment	GA	39	▼	-40.0%	-26
	Unlawful Detainer	UD	23	▼	-8.0%	-2
	Other	OT	17	▲	+183.3%	+11
	Detinue	DT	13	▼	-68.3%	-28
	Preliminary Protective Order	PP	5	▲	+25.0%	+1
	Admin License	AL	3	↔		-
	Protective Order	PO	3	↔		-
	Impoundment	IM	2	▲		+2
	Abstract	AJ	1	▲		+1
	Counter Claim	CC	1	▲		+1
	Interrogatory	IN	1	↔		-
	Motion for Judgment	MJ	1	↔		-
	Petition-Restore Arms	PR	1	▲		+1
	Show Cause	SC	1	▼	-66.7%	-2
	Tenants Assertion	TA	1	▲		+1
	Bond Forfeiture	BF	0	▼	-100.0%	-1
	Capias	CA	0	▼	-100.0%	-1
	Zoning Violation	ZO	0	▼	-100.0%	-1
<b>Total</b>			<b>162</b>	▼	<b>-32.2%</b>	<b>-77</b>
<b>Civil Commitments</b>	Temporary Detention Order	TD	14	▲	+7.7%	+1
	Emergency Custody Order	EC	7	▼	-22.2%	-2
	<b>Total</b>		<b>21</b>	▼	<b>-4.5%</b>	<b>-1</b>
<b>GRAND TOTAL</b>			<b>1,492</b>	▼	<b>-9.1%</b>	<b>-149</b>

Dispositions by Major Case Category\*\*

Category	Summary	Change	% Change	Absolute Change
Felony	79	▼	-21.8%	-22
Garnishment	40	▼	-39.4%	-26
General Civil	66	▲	-47.6%	-60
Infraction/Civil Violation	776	▲	+15.8%	+106
Landlord /Tenant	24	▲	-4.0%	-1
Misdemeanor	414	▼	-24.2%	-132
Other	85	▲	-15.0%	-15
Protective Orders	8	▲	+14.3%	+1

\* Compared to same time period as previous year  
 3/11/2024 12:13:57PM

\*\* Case Type Categories are defined in the 2017 Virginia Judicial Workload Assessment  
 Source: SCV-SQL-Information

---

<i><b>GRAND TOTAL</b></i>	<b>1,492</b>	▼	-9.1%	-149
---------------------------	--------------	---	-------	------

---

\* Compared to same time period as previous year  
3/11/2024 12:13:57PM

\*\* Case Type Categories are defined in the 2017 Virginia Judicial Workload Assessment  
Source: SCV-SQL-Information

2024 Overall GRAND TOTAL		Distribution of Caseload			Change*		Percentage (%) of Caseload		
<b>1,639</b>	+174 11.9%	<b>Criminal</b>	245	15%	-7.9% ▼	-21	<b>Criminal</b>	2023 18.2%	2024 14.9%
2024	↑	<b>Traffic</b>	874	53%	19.4% ▲	+142	<b>Traffic</b>	50.0%	53.3%
2023		<b>Civil</b>	285	17%	17.3% ▲	+42	<b>Civil</b>	16.6%	17.4%
		<b>Civil Commitments</b>	235	14%	4.9% ▲	+11	<b>Civil Commitments</b>	15.3%	14.3%
		<b>GRAND TOTAL</b>	<b>1,639</b>	100%	11.9% ▲	+174	<b>GRAND TOTAL</b>	100%	100%

**Dispositions by Division & Code**

Division	Case Type Description	Code	Summary	Change	% Change	Absolute Change
<b>Criminal</b>	Misdemeanor	M	131	▲	+14.9%	+17
	Felony	F	62	▼	-36.7%	-36
	Capias	CA	26	▼	-35.0%	-14
	Civil Violation	CV	13	▲	+1,200.0%	+12
	Show Cause	SC	13	▲	+30.0%	+3
	Motion	MO	0	▼	-100.0%	-3
	<b>Total</b>			<b>245</b>	▼	<b>-7.9%</b>
<b>Traffic</b>	Infraction	I	712	▲	+22.1%	+129
	Misdemeanor	M	117	▲	+8.3%	+9
	Capias	CA	30	▲	+50.0%	+10
	Other	O	6	▼	-45.5%	-5
	Show Cause	SC	6	▲	+50.0%	+2
	Felony	F	1	▼	-66.7%	-2
	Motion	MO	1	▲	-	+1
	Restricted Operators License	RL	1	▲	-	+1
	Civil Violation	CV	0	▼	-100.0%	-3
<b>Total</b>			<b>874</b>	▲	<b>19.4%</b>	<b>+142</b>
<b>Civil</b>	Warrant in Debt	WD	82	▲	+2.5%	+2
	Garnishment	GA	73	▲	+1.4%	+1
	Unlawful Detainer	UD	52	▲	+2.0%	+1
	Preliminary Protective Order	PP	13	▲	+160.0%	+8
	Detinue	DT	11	▲	+57.1%	+4
	Protective Order	PO	10	▲	+150.0%	+6
	Show Cause	SC	10	▲	+233.3%	+7
	Interrogatory	IN	9	▲	+12.5%	+1
	Other	OT	8	▲	+100.0%	+4
	Abstract	AJ	6	▲	-	+6
	Bond Forfeiture	BF	4	▲	-	+4
	Impoundment	IM	4	▲	+300.0%	+3
	Admin License	AL	2	▼	-33.3%	-1
	Capias	CA	1	▼	-66.7%	-2
	Motion for Judgment	MJ	0	▼	-100.0%	-1
Petition-Restore Arms	PR	0	▼	-100.0%	-1	
<b>Total</b>			<b>285</b>	▲	<b>17.3%</b>	<b>+42</b>
<b>Civil Commitments</b>	Mental Commitment	MC	147	▲	+1.4%	+2
	Other	OT	45	▲	+4.7%	+2
	Temporary Detention Order	TD	23	▼	-4.2%	-1
	Petition	PT	11	▲	+175.0%	+7
	Emergency Custody Order	EC	9	▲	+12.5%	+1
<b>Total</b>			<b>235</b>	▲	<b>4.9%</b>	<b>+11</b>
<b>GRAND TOTAL</b>			<b>1,639</b>	▲	11.9%	+174

**Dispositions by Major Case Category\*\***

Category	Summary	Change	% Change	Absolute Change
Felony	63	▼	-37.6%	-38
Garnishment	82	▲	+2.5%	+2
General Civil	93	▼	+4.5%	+4
Infraction/Civil Violation	731	▲	+22.2%	+133

\* Compared to same time period as previous year  
 3/11/2024 12:13:57PM

\*\* Case Type Categories are defined in the 2017 Virginia Judicial Workload Assessment  
 Source: SCV-SQL-Information

**CPSS - GCMS CASELOAD STATISTICS OF THE GENERAL DISTRICT COURTS**  
 January 2024 thru February 2024 Dispositions (Compared to January 2023 thru February 2023)

**Staunton**

District: 25 FIPS: 790

Involuntary Civil Commitments	56	▲	+19.1%	+9
Landlord /Tenant	52	▲	+2.0%	+1
Misdemeanor	249	▲	+12.2%	+27
Other	290	▲	+8.2%	+22
Protective Orders	23	▲	+155.6%	+14
<b>GRAND TOTAL</b>	<b>1,639</b>	▲	11.9%	+174

\* Compared to same time period as previous year  
 3/11/2024 12:13:57PM

\*\* Case Type Categories are defined in the 2017 Virginia Judicial Workload Assessment  
 Source: SCV-SQL-Information

2024 Overall GRAND TOTAL		Distribution of Caseload			Change*		Percentage (%) of Caseload		
<b>1,068</b>	+49 4.8%	<b>Criminal</b>	159	15%	-8.1% ▼	-14	<b>Criminal</b>	2023 17.0%	2024 14.9%
2024	↑	<b>Traffic</b>	368	34%	64.3% ▲	+144	<b>Traffic</b>	22.0%	34.5%
2023		<b>Civil</b>	520	49%	-12.0% ▲	-71	<b>Civil</b>	58.0%	48.7%
		<b>Civil Commitments</b>	21	2%	-32.3% ▼	-10	<b>Civil Commitments</b>	3.0%	2.0%
		<b>GRAND TOTAL</b>	<b>1,068</b>	100%	4.8% ▲	+49	<b>GRAND TOTAL</b>	100%	100%

Dispositions by Division & Code

Division	Case Type Description	Code	Summary	Change	% Change	Absolute Change
<b>Criminal</b>	Misdemeanor	M	81	▲	+19.1%	+13
	Felony	F	46	▼	-19.3%	-11
	Capias	CA	25	▼	-32.4%	-12
	Show Cause	SC	7	▼	-22.2%	-2
	Civil Violation	CV	0	▼	-100.0%	-2
	<b>Total</b>			<b>159</b>	▼	<b>-8.1%</b>
<b>Traffic</b>	Infraction	I	276	▲	+137.9%	+160
	Misdemeanor	M	65	▼	-18.8%	-15
	Capias	CA	19	▲	+72.7%	+8
	Felony	F	3	↔		-
	Show Cause	SC	3	▼	-75.0%	-9
	Civil Violation	CV	1	↔		-
	Restricted Operators License	RL	1	↔		-
	<b>Total</b>			<b>368</b>	▲	<b>64.3%</b>
<b>Civil</b>	Warrant in Debt	WD	285	▼	-17.2%	-59
	Garnishment	GA	82	▲	+13.9%	+10
	Unlawful Detainer	UD	79	▲	+21.5%	+14
	Detinue	DT	28	▼	-51.7%	-30
	Other	OT	12	▼	-20.0%	-3
	Preliminary Protective Order	PP	8	▼	-42.9%	-6
	Abstract	AJ	6	▲	+100.0%	+3
	Admin License	AL	6	▲	+50.0%	+2
	Detinue Seizure	DZ	5	▲	-	+5
	Show Cause	SC	5	▲	+25.0%	+1
	Interrogatory	IN	2	▼	-66.7%	-4
	Motion for Judgment	MJ	1	▲	-	+1
	Protective Order	PO	1	▼	-50.0%	-1
	Capias	CA	0	▼	-100.0%	-2
	Impoundment	IM	0	▼	-100.0%	-2
<b>Total</b>			<b>520</b>	▼	<b>-12.0%</b>	<b>-71</b>
<b>Civil Commitments</b>	Temporary Detention Order	TD	17	▼	-29.2%	-7
	Emergency Custody Order	EC	4	▼	-42.9%	-3
	<b>Total</b>			<b>21</b>	▼	<b>-32.3%</b>
<b>GRAND TOTAL</b>			<b>1,068</b>	▲	4.8%	+49

Dispositions by Major Case Category\*\*

Category	Summary	Change	% Change	Absolute Change
Felony	49	▼	-18.3%	-11
Garnishment	84	▼	+7.7%	+6
General Civil	319	▲	-20.6%	-83
Infraction/Civil Violation	277	▲	+132.8%	+158
Landlord /Tenant	79	▲	+21.5%	+14
Misdemeanor	147	▲	-1.3%	-2
Other	104	▼	-20.0%	-26
Protective Orders	9	▼	-43.8%	-7
<b>GRAND TOTAL</b>	<b>1,068</b>	▲	4.8%	+49

\* Compared to same time period as previous year  
 3/11/2024 12:13:57PM

\*\* Case Type Categories are defined in the 2017 Virginia Judicial Workload Assessment  
 Source: SCV-SQL-Information



2024 Overall GRAND TOTAL		Distribution of Caseload			Change*		Percentage (%) of Caseload		
<b>561</b>	-105 -15.8%	<b>Criminal</b>	38	7%	-26.9% ▼	-14	<b>Criminal</b>	2023 7.8%	2024 6.8%
2024		<b>Traffic</b>	457	81%	-15.4% ▼	-83	<b>Traffic</b>	81.1%	81.5%
2023		<b>Civil</b>	63	11%	-12.5% ▼	-9	<b>Civil</b>	10.8%	11.2%
		<b>Civil Commitments</b>	3	1%	50.0% ▲	+1	<b>Civil Commitments</b>	0.3%	0.5%
		<b>GRAND TOTAL</b>	<b>561</b>	100%	-15.8% ▼	-105	<b>GRAND TOTAL</b>	100%	100%

**Dispositions by Division & Code**

Division	Case Type Description	Code	Summary	Change	% Change	Absolute Change
<b>Criminal</b>	Misdemeanor	M	23	▼	-39.5%	-15
	Capias	CA	6	▲	+500.0%	+5
	Show Cause	SC	5	▲	+25.0%	+1
	Felony	F	3	▼	-40.0%	-2
	Civil Violation	CV	1	▼	-50.0%	-1
	Motion	MO	0	▼	-100.0%	-2
	<b>Total</b>			<b>38</b>	▼	<b>-26.9%</b>
<b>Traffic</b>	Infraction	I	380	▼	-15.2%	-68
	Misdemeanor	M	73	▼	-16.1%	-14
	Capias	CA	2	↔		-
	Show Cause	SC	2	↔		-
	Felony	F	0	▼	-100.0%	-1
	<b>Total</b>			<b>457</b>	▼	<b>-15.4%</b>
<b>Civil</b>	Warrant in Debt	WD	25	▼	-28.6%	-10
	Garnishment	GA	13	▼	-38.1%	-8
	Admin License	AL	11	▲	+266.7%	+8
	Unlawful Detainer	UD	7	▼	-22.2%	-2
	Other	OT	4	▲	+100.0%	+2
	Preliminary Protective Order	PP	3	▲	-	+3
	Detinue	DT	0	▼	-100.0%	-1
	Show Cause	SC	0	▼	-100.0%	-1
<b>Total</b>			<b>63</b>	▼	<b>-12.5%</b>	<b>-9</b>
<b>Civil Commitments</b>	Temporary Detention Order	TD	2	▲	+100.0%	+1
	Emergency Custody Order	EC	1	↔		-
	<b>Total</b>		<b>3</b>	▲	<b>50.0%</b>	<b>+1</b>
<b>GRAND TOTAL</b>			<b>561</b>	▼	-15.8%	-105


**Dispositions by Major Case Category\*\***

Category	Summary	Change	% Change	Absolute Change
Felony	3	▼	-50.0%	-3
Garnishment	13	▼	-38.1%	-8
General Civil	26	▼	-29.7%	-11
Infraction/Civil Violation	381	▼	-15.3%	-69
Landlord /Tenant	7	▼	-22.2%	-2
Misdemeanor	96	▼	-23.2%	-29
Other	32	▲	+77.8%	+14
Protective Orders	3	▲	-	+3
<b>GRAND TOTAL</b>	<b>561</b>	▼	-15.8%	-105

\* Compared to same time period as previous year  
 3/11/2024 12:13:57PM

\*\* Case Type Categories are defined in the 2017 Virginia Judicial Workload Assessment  
 Source: SCV-SQL-Information



2024 Overall GRAND TOTAL		Distribution of Caseload			Change*		Percentage (%) of Caseload		
<b>2,760</b>	-118 -4.1%	<b>Criminal</b>	504	18%	0.2% ▲	+1	<b>Criminal</b>	2023 17.5%	2024 18.3%
		<b>Traffic</b>	1,679	61%	-5.1% ▼	-91	<b>Traffic</b>	61.5%	60.8%
		<b>Civil</b>	566	21%	-4.4% ▼	-26	<b>Civil</b>	20.6%	20.5%
		<b>Civil Commitments</b>	11	0%	-15.4% ▼	-2	<b>Civil Commitments</b>	0.5%	0.4%
		<b>GRAND TOTAL</b>	<b>2,760</b>	100%	-4.1% ▼	-118	<b>GRAND TOTAL</b>	100%	100%

Dispositions by Division & Code

Division	Case Type Description	Code	Summary	Change	% Change	Absolute Change
<b>Criminal</b>	Misdemeanor	M	277	▲	+1.1%	+3
	Felony	F	97	▼	-11.8%	-13
	Show Cause	SC	65	▲	+18.2%	+10
	Capias	CA	55	▲	+14.6%	+7
	Civil Violation	CV	10	▼	-37.5%	-6
	<b>Total</b>			<b>504</b>	▲	<b>0.2%</b>
<b>Traffic</b>	Infraction	I	1,279	▼	-6.2%	-85
	Misdemeanor	M	365	▼	-2.9%	-11
	Capias	CA	20	▲	+66.7%	+8
	Felony	F	8	▲	+300.0%	+6
	Show Cause	SC	6	▼	-57.1%	-8
	Civil Violation	CV	1	▼	-50.0%	-1
	<b>Total</b>			<b>1,679</b>	▼	<b>-5.1%</b>
<b>Civil</b>	Warrant in Debt	WD	264	▲	+6.0%	+15
	Garnishment	GA	182	▲	+6.4%	+11
	Unlawful Detainer	UD	38	▼	-26.9%	-14
	Admin License	AL	20	▼	-39.4%	-13
	Other	OT	11	↔		-
	Overweight	OC	10	▼	-23.1%	-3
	Bond Forfeiture	BF	7	▲	+16.7%	+1
	Protective Order	PO	7	▼	-12.5%	-1
	Preliminary Protective Order	PP	6	▲	+20.0%	+1
	Impoundment	IM	5	▼	-16.7%	-1
	Interrogatory	IN	5	▲	+150.0%	+3
	Show Cause	SC	5	▼	-64.3%	-9
	Abstract	AJ	2	▼	-71.4%	-5
	Motor Carrier	MC	2	▼	-83.3%	-10
	Detinue	DT	1	↔		-
	Petition-Restore Arms	PR	1	▲	-	+1
	Capias	CA	0	▼	-100.0%	-1
	Motion for Judgment	MJ	0	▼	-100.0%	-1
<b>Total</b>			<b>566</b>	▼	<b>-4.4%</b>	<b>-26</b>
<b>Civil Commitments</b>	Temporary Detention Order	TD	10	▼	-9.1%	-1
	Emergency Custody Order	EC	1	▼	-50.0%	-1
	<b>Total</b>		<b>11</b>	▼	<b>-15.4%</b>	<b>-2</b>
<b>GRAND TOTAL</b>			<b>2,760</b>	▼	-4.1%	-118

Dispositions by Major Case Category\*\*

Category	Summary	Change	% Change	Absolute Change
Felony	105	▲	-6.3%	-7
Garnishment	187	▲	+8.1%	+14
General Civil	267	▲	+5.5%	+14
Infraction/Civil Violation	1,302	▼	-7.5%	-105
Landlord /Tenant	38	▼	-26.9%	-14
Misdemeanor	642	▼	-1.2%	-8
Other	206	▼	-5.5%	-12
Protective Orders	13	▲		0

\* Compared to same time period as previous year  
 3/11/2024 12:13:57PM

\*\* Case Type Categories are defined in the 2017 Virginia Judicial Workload Assessment  
 Source: SCV-SQL-Information

---

<i><b>GRAND TOTAL</b></i>	<b>2,760</b>	▼	-4.1%	-118
---------------------------	--------------	---	-------	------

---

\* Compared to same time period as previous year  
3/11/2024 12:13:57PM

\*\* Case Type Categories are defined in the 2017 Virginia Judicial Workload Assessment  
Source: SCV-SQL-Information

2024 Overall GRAND TOTAL		Distribution of Caseload			Change*		Percentage (%) of Caseload			
<b>1,202</b>	+272 29.2%	<b>Criminal</b>	139	12%	-30.5%	▼	-61	<b>Criminal</b>	2023 21.5%	2024 11.6%
2024	↑	<b>Traffic</b>	856	71%	51.8%	▲	+292	<b>Traffic</b>	60.6%	71.2%
2023		<b>Civil</b>	193	16%	19.9%	▲	+32	<b>Civil</b>	17.3%	16.1%
		<b>Civil Commitments</b>	14	1%	180.0%	▲	+9	<b>Civil Commitments</b>	0.5%	1.2%
		<b>GRAND TOTAL</b>	<b>1,202</b>	100%	29.2%	▲	+272	<b>GRAND TOTAL</b>	100%	100%

Dispositions by Division & Code

Division	Case Type Description	Code	Summary	Change	% Change	Absolute Change
<b>Criminal</b>	Misdemeanor	M	65	▼	-20.7%	-17
	Felony	F	48	▼	-49.5%	-47
	Show Cause	SC	12	▲	+71.4%	+5
	Civil Violation	CV	9	▲	+80.0%	+4
	Capias	CA	5	▼	-54.5%	-6
	<b>Total</b>			<b>139</b>	▼	<b>-30.5%</b>
<b>Traffic</b>	Infraction	I	694	▲	+77.9%	+304
	Misdemeanor	M	151	▼	-8.5%	-14
	Show Cause	SC	6	▲	+100.0%	+3
	Capias	CA	3	▼	-25.0%	-1
	Felony	F	2	↔		-
	<b>Total</b>			<b>856</b>	▲	<b>51.8%</b>
<b>Civil</b>	Garnishment	GA	71	▲	+91.9%	+34
	Warrant in Debt	WD	54	▼	-23.9%	-17
	Unlawful Detainer	UD	14	▼	-33.3%	-7
	Interrogatory	IN	13	▲	+550.0%	+11
	Other	OT	8	▲	+14.3%	+1
	Detinue	DT	7	▲	+40.0%	+2
	Preliminary Protective Order	PP	6	▲	+50.0%	+2
	Show Cause	SC	6	▲	+200.0%	+4
	Abstract	AJ	4	▲	+100.0%	+2
	Protective Order	PO	4	▲	+33.3%	+1
	Admin License	AL	3	▼	-50.0%	-3
	Impoundment	IM	2	▲	+100.0%	+1
	Counter Claim	CC	1	▲	-	+1
	<b>Total</b>			<b>193</b>	▲	<b>19.9%</b>
<b>Civil Commitments</b>	Temporary Detention Order	TD	8	▲	+100.0%	+4
	Emergency Custody Order	EC	6	▲	+500.0%	+5
	<b>Total</b>		<b>14</b>	▲	<b>180.0%</b>	<b>+9</b>
<b>GRAND TOTAL</b>			<b>1,202</b>	▲	29.2%	+272

Dispositions by Major Case Category\*\*

Category	Summary	Change	% Change	Absolute Change
Felony	50	▼	-48.5%	-47
Garnishment	84	▲	+115.4%	+45
General Civil	61	▲	-19.7%	-15
Infraction/Civil Violation	703	▲	+78.0%	+308
Landlord /Tenant	14	▼	-33.3%	-7
Misdemeanor	216	▼	-12.6%	-31
Other	64	▲	+33.3%	+16
Protective Orders	10	▲	+42.9%	+3
<b>GRAND TOTAL</b>	<b>1,202</b>	▲	29.2%	+272

\* Compared to same time period as previous year  
 3/11/2024 12:13:57PM

\*\* Case Type Categories are defined in the 2017 Virginia Judicial Workload Assessment  
 Source: SCV-SQL-Information

2024 Overall GRAND TOTAL		Distribution of Caseload			Change*		Percentage (%) of Caseload		
<b>5,225</b>	-568 -9.8%	<b>Criminal</b>	935	18%	-8.0% ▼	-81	<b>Criminal</b>	2023 17.5%	2024 17.9%
2024		<b>Traffic</b>	3,011	58%	-8.7% ▼	-286	<b>Traffic</b>	56.9%	57.6%
2023		<b>Civil</b>	1,144	22%	-15.9% ▼	-217	<b>Civil</b>	23.5%	21.9%
		<b>Civil Commitments</b>	135	3%	13.4% ▲	+16	<b>Civil Commitments</b>	2.1%	2.6%
		<b>GRAND TOTAL</b>	<b>5,225</b>	100%	-9.8% ▼	-568	<b>GRAND TOTAL</b>	100%	100%

**Dispositions by Division & Code**

Division	Case Type Description	Code	Summary	Change	% Change	Absolute Change
<b>Criminal</b>	Misdemeanor	M	508	▼	-6.1%	-33
	Felony	F	299	▼	-0.7%	-2
	Capias	CA	68	▼	-33.3%	-34
	Show Cause	SC	49	▲	+4.3%	+2
	Civil Violation	CV	11	▼	-54.2%	-13
	Restricted Operators License	RL	0	▼	-100.0%	-1
	<b>Total</b>			<b>935</b>	▼	<b>-8.0%</b>
<b>Traffic</b>	Infraction	I	2,099	▼	-18.0%	-461
	Misdemeanor	M	798	▲	+11.1%	+80
	Civil Violation	CV	77	▲	+7,600.0%	+76
	Capias	CA	13	▲	+44.4%	+4
	Felony	F	13	▲	+333.3%	+10
	Show Cause	SC	9	▲	+50.0%	+3
	Restricted Operators License	RL	2	▲	-	+2
<b>Total</b>			<b>3,011</b>	▼	<b>-8.7%</b>	<b>-286</b>
<b>Civil</b>	Warrant in Debt	WD	371	▼	-20.0%	-93
	Garnishment	GA	261	▼	-7.1%	-20
	Unlawful Detainer	UD	216	▼	-9.2%	-22
	Admin License	AL	57	▲	+42.5%	+17
	Detinue	DT	44	▲	+12.8%	+5
	Impoundment	IM	40	▲	+66.7%	+16
	Other	OT	40	▲	-7.0%	-3
	Preliminary Protective Order	PP	25	▼	-51.0%	-26
	Abstract	AJ	19	▼	-53.7%	-22
	Bond Forfeiture	BF	19	▼	-29.6%	-8
	Protective Order	PO	17	▼	-52.8%	-19
	Interrogatory	IN	14	▼	-60.0%	-21
	Show Cause	SC	12	▼	-67.6%	-25
	Motion for Judgment	MJ	7	▲	+250.0%	+5
	Cross Claim	CR	1	▲	-	+1
	Petition-Restore Arms	PR	1	▲	-	+1
	Capias	CA	0	▼	-100.0%	-1
Counter Claim	CC	0	▼	-100.0%	-1	
Overweight	OC	0	▼	-100.0%	-1	
<b>Total</b>			<b>1,144</b>	▼	<b>-15.9%</b>	<b>-217</b>
<b>Civil Commitments</b>	Temporary Detention Order	TD	62	▲	+31.9%	+15
	Mental Commitment	MC	34	▲	+17.2%	+5
	Emergency Custody Order	EC	23	▼	-14.8%	-4
	Other	OT	9	▲	+200.0%	+6
	Petition	PT	6	▼	-53.8%	-7
	Medical Emergency Temporary Detention Order	MT	1	▲	-	+1
<b>Total</b>			<b>135</b>	▲	<b>13.4%</b>	<b>+16</b>
<b>GRAND TOTAL</b>			<b>5,225</b>	▼	<b>-9.8%</b>	<b>-568</b>

**Dispositions by Major Case Category\*\***

Category	Summary	Change	% Change	Absolute Change
Felony	312	▲	+2.6%	+8
Garnishment	275	▼	-13.0%	-41

\* Compared to same time period as previous year  
 3/11/2024 12:13:57PM

\*\* Case Type Categories are defined in the 2017 Virginia Judicial Workload Assessment  
 Source: SCV-SQL-Information

**CPSS - GCMS CASELOAD STATISTICS OF THE GENERAL DISTRICT COURTS**  
 January 2024 thru February 2024 Dispositions (Compared to January 2023 thru February 2023)

General Civil	433	▲	-15.1%	-77
Infraction/Civil Violation	2,187	▲	-15.4%	-399
Involuntary Civil Commitments	15	▲	-6.3%	-1
Landlord /Tenant	216	▼	-9.2%	-22
Misdemeanor	1,308	▲	+3.8%	+48
Other	437	▲	-8.2%	-39
Protective Orders	42	▼	-51.7%	-45
<b>GRAND TOTAL</b>	<b>5,225</b>	▼	-9.8%	-568

\* Compared to same time period as previous year  
 3/11/2024 12:13:57PM

\*\* Case Type Categories are defined in the 2017 Virginia Judicial Workload Assessment  
 Source: SCV-SQL-Information

2024 Overall GRAND TOTAL		Distribution of Caseload			Change*		Percentage (%) of Caseload		
<b>2,254</b>	+744 49.3%	<b>Criminal</b>	186	8%	-26.2% ▼	-66	<b>Criminal</b>	2023 16.7%	2024 8.3%
2024	↑	<b>Traffic</b>	1,746	77%	76.4% ▲	+756	<b>Traffic</b>	65.6%	77.5%
2023		<b>Civil</b>	312	14%	20.9% ▲	+54	<b>Civil</b>	17.1%	13.8%
		<b>Civil Commitments</b>	10	0%	0.0%	0	<b>Civil Commitments</b>	0.7%	0.4%
		<b>GRAND TOTAL</b>	<b>2,254</b>	100%	49.3% ▲	+744	<b>GRAND TOTAL</b>	100%	100%

Dispositions by Division & Code

Division	Case Type Description	Code	Summary	Change	% Change	Absolute Change
<b>Criminal</b>	Misdemeanor	M	103	▼	-28.5%	-41
	Felony	F	38	▼	-35.6%	-21
	Capias	CA	16	▼	-36.0%	-9
	Show Cause	SC	13	▼	-23.5%	-4
	Civil Violation	CV	12	▲	+140.0%	+7
	Motion	MO	4	▲	+100.0%	+2
	<b>Total</b>			<b>186</b>	▼	<b>-26.2%</b>
<b>Traffic</b>	Infraction	I	1,392	▲	+101.4%	+701
	Misdemeanor	M	340	▲	+21.9%	+61
	Capias	CA	6	▼	-40.0%	-4
	Show Cause	SC	5	▼	-16.7%	-1
	Felony	F	2	▼	-50.0%	-2
	Motion	MO	1	▲	-	+1
<b>Total</b>			<b>1,746</b>	▲	<b>76.4%</b>	<b>+756</b>
<b>Civil</b>	Garnishment	GA	125	▲	+58.2%	+46
	Warrant in Debt	WD	100	▼	-1.0%	-1
	Unlawful Detainer	UD	26	↔	-	-
	Show Cause	SC	14	▲	+366.7%	+11
	Admin License	AL	9	▼	-10.0%	-1
	Other	OT	8	▲	+60.0%	+3
	Interrogatory	IN	7	▲	+133.3%	+4
	Bond Forfeiture	BF	5	▼	-16.7%	-1
	Abstract	AJ	4	▼	-55.6%	-5
	Detinue	DT	4	▲	+300.0%	+3
	Preliminary Protective Order	PP	4	▲	+33.3%	+1
	Impoundment	IM	3	↔	-	-
	Protective Order	PO	2	▼	-33.3%	-1
	Capias	CA	1	▼	-75.0%	-3
	Counter Claim	CC	0	▼	-100.0%	-1
	Overweight	OC	0	▼	-100.0%	-1
<b>Total</b>			<b>312</b>	▲	<b>20.9%</b>	<b>+54</b>
<b>Civil Commitments</b>	Temporary Detention Order	TD	6	▼	-14.3%	-1
	Emergency Custody Order	EC	4	▲	+33.3%	+1
<b>Total</b>			<b>10</b>		<b>0.0%</b>	<b>0</b>
<b>GRAND TOTAL</b>			<b>2,254</b>	▲	49.3%	+744

Dispositions by Major Case Category\*\*

Category	Summary	Change	% Change	Absolute Change
Felony	40	▼	-36.5%	-23
Garnishment	132	▲	+61.0%	+50
General Civil	106	▲	+1.9%	+2
Infraction/Civil Violation	1,404	▲	+101.4%	+707
Landlord /Tenant	26	↔	-	0
Misdemeanor	443	▼	+4.7%	+20
Other	97	▲	-11.0%	-12
Protective Orders	6	↔	-	0
<b>GRAND TOTAL</b>	<b>2,254</b>	▲	49.3%	+744

\* Compared to same time period as previous year  
 3/11/2024 12:13:57PM

\*\* Case Type Categories are defined in the 2017 Virginia Judicial Workload Assessment  
 Source: SCV-SQL-Information



2024 Overall GRAND TOTAL		Distribution of Caseload			Change*		Percentage (%) of Caseload			
2024	1,768	Criminal	354	20%	-23.0%	▼	-106	Criminal	28.7%	20.0%
2023	+163 10.2%	Traffic	969	55%	20.8%	▲	+167	Traffic	50.0%	54.8%
		Civil	424	24%	27.7%	▲	+92	Civil	20.7%	24.0%
		Civil Commitments	21	1%	90.9%	▲	+10	Civil Commitments	0.7%	1.2%
		<b>GRAND TOTAL</b>	<b>1,768</b>	<b>100%</b>	<b>10.2%</b>	<b>▲</b>	<b>+163</b>	<b>GRAND TOTAL</b>	<b>100%</b>	<b>100%</b>

Dispositions by Division & Code

Division	Case Type Description	Code	Summary	Change	% Change	Absolute Change
<b>Criminal</b>	Misdemeanor	M	196	▼	-15.5%	-36
	Felony	F	91	▼	-21.6%	-25
	Capias	CA	32	▼	-37.3%	-19
	Show Cause	SC	27	▼	-50.0%	-27
	Civil Violation	CV	8	▲	+14.3%	+1
	<b>Total</b>			<b>354</b>	<b>▼</b>	<b>-23.0%</b>
<b>Traffic</b>	Infraction	I	710	▲	+23.7%	+136
	Misdemeanor	M	240	▲	+23.1%	+45
	Capias	CA	7	▼	-50.0%	-7
	Show Cause	SC	7	▼	-30.0%	-3
	Felony	F	5	▼	-44.4%	-4
	<b>Total</b>			<b>969</b>	<b>▲</b>	<b>20.8%</b>
<b>Civil</b>	Warrant in Debt	WD	142	▲	+0.7%	+1
	Garnishment	GA	137	▲	+50.5%	+46
	Unlawful Detainer	UD	41	▲	+20.6%	+7
	Impoundment	IM	33	▲	+83.3%	+15
	Admin License	AL	20	▲	+25.0%	+4
	Detinue	DT	10	▲	+150.0%	+6
	Interrogatory	IN	10	▲	+900.0%	+9
	Other	OT	8	▲	-20.0%	-2
	Abstract	AJ	7	▲	+40.0%	+2
	Preliminary Protective Order	PP	6	▲	+100.0%	+3
	Protective Order	PO	4	▲	+33.3%	+1
	Show Cause	SC	4	▲	+33.3%	+1
	Bond Forfeiture	BF	1	▼	-50.0%	-1
	Tenants Assertion	TA	1	▲	-	+1
	Petition-Restore Arms	PR	0	▼	-100.0%	-1
<b>Total</b>			<b>424</b>	<b>▲</b>	<b>27.7%</b>	<b>+92</b>
<b>Civil Commitments</b>	Temporary Detention Order	TD	11	▲	+22.2%	+2
	Emergency Custody Order	EC	10	▲	+400.0%	+8
	<b>Total</b>			<b>21</b>	<b>▲</b>	<b>90.9%</b>
<b>GRAND TOTAL</b>			<b>1,768</b>	<b>▲</b>	<b>10.2%</b>	<b>+163</b>

Dispositions by Major Case Category\*\*

Category	Summary	Change	% Change	Absolute Change
Felony	96	▼	-23.2%	-29
Garnishment	147	▲	+59.8%	+55
General Civil	154	▲	+4.8%	+7
Infraction/Civil Violation	718	▲	+23.6%	+137
Landlord /Tenant	42	▲	+23.5%	+8
Misdemeanor	436	▲	+2.1%	+9
Other	165	▲	-14.5%	-28
Protective Orders	10	▲	+66.7%	+4
<b>GRAND TOTAL</b>	<b>1,768</b>	<b>▲</b>	<b>10.2%</b>	<b>+163</b>

\* Compared to same time period as previous year  
 3/11/2024 12:13:57PM

\*\* Case Type Categories are defined in the 2017 Virginia Judicial Workload Assessment  
 Source: SCV-SQL-Information



2024 Overall GRAND TOTAL		Distribution of Caseload			Change*		Percentage (%) of Caseload		
<b>1,960</b>	+219 12.6%	<b>Criminal</b>	489	25%	25.4% ▲	+99	<b>Criminal</b>	2023 22.4%	2024 24.9%
2024	↑	<b>Traffic</b>	848	43%	27.1% ▲	+181	<b>Traffic</b>	38.3%	43.3%
2023		<b>Civil</b>	570	29%	-8.2% ▼	-51	<b>Civil</b>	35.7%	29.1%
		<b>Civil Commitments</b>	53	3%	-15.9% ▼	-10	<b>Civil Commitments</b>	3.6%	2.7%
		<b>GRAND TOTAL</b>	<b>1,960</b>	100%	12.6% ▲	+219	<b>GRAND TOTAL</b>	100%	100%

**Dispositions by Division & Code**

Division	Case Type Description	Code	Summary	Change	% Change	Absolute Change
<b>Criminal</b>	Misdemeanor	M	277	▲	+26.5%	+58
	Felony	F	90	▲	+25.0%	+18
	Capias	CA	73	▲	+69.8%	+30
	Show Cause	SC	41	▼	-21.2%	-11
	Civil Violation	CV	8	▲	+100.0%	+4
	<b>Total</b>			<b>489</b>	<b>▲</b>	<b>25.4%</b>
<b>Traffic</b>	Infraction	I	597	▲	+22.3%	+109
	Misdemeanor	M	183	▲	+45.2%	+57
	Other	O	49	▲	+22.5%	+9
	Capias	CA	12	▲	+100.0%	+6
	Show Cause	SC	4	▼	-33.3%	-2
	Felony	F	3	▲	+200.0%	+2
<b>Total</b>			<b>848</b>	<b>▲</b>	<b>27.1%</b>	<b>+181</b>
<b>Civil</b>	Garnishment	GA	213	▼	-12.3%	-30
	Warrant in Debt	WD	198	▼	-15.7%	-37
	Unlawful Detainer	UD	50	▼	-24.2%	-16
	Admin License	AL	30	▲	+130.8%	+17
	Detinue	DT	21	▲	+10.5%	+2
	Abstract	AJ	12	▲	+500.0%	+10
	Other	OT	12	▼	-20.0%	-3
	Preliminary Protective Order	PP	8	▲	+60.0%	+3
	Zoning Violation	ZO	7	▲	+16.7%	+1
	Protective Order	PO	6	▲	+20.0%	+1
	Impoundment	IM	5	▲	-	+5
	Bond Forfeiture	BF	4	▲	+33.3%	+1
	Interrogatory	IN	2	▼	-33.3%	-1
	Show Cause	SC	2	▼	-33.3%	-1
	Capias	CA	0	▼	-100.0%	-1
	Petition-Restore Arms	PR	0	▼	-100.0%	-1
Tenants Assertion	TA	0	▼	-100.0%	-1	
<b>Total</b>			<b>570</b>	<b>▼</b>	<b>-8.2%</b>	<b>-51</b>
<b>Civil Commitments</b>	Mental Commitment	MC	37	▼	-9.8%	-4
	Temporary Detention Order	TD	11	▼	-26.7%	-4
	Emergency Custody Order	EC	3	▼	-57.1%	-4
	Medical Emergency Temporary Detention Order	MT	1	▲	-	+1
	Other	OT	1	▲	-	+1
<b>Total</b>			<b>53</b>	<b>▼</b>	<b>-15.9%</b>	<b>-10</b>
<b>GRAND TOTAL</b>			<b>1,960</b>	<b>▲</b>	<b>12.6%</b>	<b>+219</b>

**Dispositions by Major Case Category\*\***

Category	Summary	Change	% Change	Absolute Change
Felony	93	▲	+27.4%	+20
Garnishment	215	▼	-12.6%	-31
General Civil	220	▼	-14.1%	-36
Infraction/Civil Violation	654	▲	+22.9%	+122
Involuntary Civil Commitments	1	▲	-	+1
Landlord /Tenant	50	▼	-25.4%	-17
Misdemeanor	467	▲	+33.0%	+116

\* Compared to same time period as previous year  
 3/11/2024 12:13:57PM

\*\* Case Type Categories are defined in the 2017 Virginia Judicial Workload Assessment  
 Source: SCV-SQL-Information

**CPSS - GCMS CASELOAD STATISTICS OF THE GENERAL DISTRICT COURTS**  
 January 2024 thru February 2024 Dispositions (Compared to January 2023 thru February 2023)

Other	246	▲	+19.4%	+40
Protective Orders	14	▲	+40.0%	+4
<b>GRAND TOTAL</b>	<b>1,960</b>	▲	12.6%	+219

\* Compared to same time period as previous year  
 3/11/2024 12:13:57PM

\*\* Case Type Categories are defined in the 2017 Virginia Judicial Workload Assessment  
 Source: SCV-SQL-Information

2024 Overall GRAND TOTAL		Distribution of Caseload			Change*		Percentage (%) of Caseload		
<b>1,058</b>	-239 -18.4%	<b>Criminal</b>	58	5%	190.0% ▲	+38	<b>Criminal</b>	2023 1.5%	2024 5.5%
2024		<b>Traffic</b>	934	88%	-24.6% ▼	-305	<b>Traffic</b>	95.5%	88.3%
2023		<b>Civil</b>	65	6%	85.7% ▲	+30	<b>Civil</b>	2.7%	6.1%
		<b>Civil Commitments</b>	1	0%	-66.7% ▼	-2	<b>Civil Commitments</b>	0.2%	0.1%
		<b>GRAND TOTAL</b>	<b>1,058</b>	100%	-18.4% ▼	-239	<b>GRAND TOTAL</b>	100%	100%

**Dispositions by Division & Code**

Division	Case Type Description	Code	Summary	Change	% Change	Absolute Change
<b>Criminal</b>	Felony	F	27	▲	+145.5%	+16
	Misdemeanor	M	20	▲	+150.0%	+12
	Show Cause	SC	7	▲	+600.0%	+6
	Capias	CA	4	▲	-	+4
	<b>Total</b>		<b>58</b>	<b>▲</b>	<b>190.0%</b>	<b>+38</b>
<b>Traffic</b>	Infraction	I	748	▼	-23.3%	-227
	Misdemeanor	M	183	▼	-29.3%	-76
	Civil Violation	CV	3	▲	+200.0%	+2
	Felony	F	0	▼	-100.0%	-1
	Show Cause	SC	0	▼	-100.0%	-3
	<b>Total</b>		<b>934</b>	<b>▼</b>	<b>-24.6%</b>	<b>-305</b>
<b>Civil</b>	Warrant in Debt	WD	36	▲	+157.1%	+22
	Garnishment	GA	9	▲	+12.5%	+1
	Bond Forfeiture	BF	4	▲	+300.0%	+3
	Unlawful Detainer	UD	4	▲	+300.0%	+3
	Admin License	AL	3	▼	-57.1%	-4
	Other	OT	3	▲	+50.0%	+1
	Motor Carrier	MC	2	▲	-	+2
	Overweight	OC	2	↔	-	-
	Detinue	DT	1	▲	-	+1
	Preliminary Protective Order	PP	1	▲	-	+1
	<b>Total</b>		<b>65</b>	<b>▲</b>	<b>85.7%</b>	<b>+30</b>
<b>Civil Commitments</b>	Temporary Detention Order	TD	1	▼	-50.0%	-1
	Emergency Custody Order	EC	0	▼	-100.0%	-1
	<b>Total</b>		<b>1</b>	<b>▼</b>	<b>-66.7%</b>	<b>-2</b>
<b>GRAND TOTAL</b>			<b>1,058</b>	<b>▼</b>	<b>-18.4%</b>	<b>-239</b>

**Dispositions by Major Case Category\*\***

Category	Summary	Change	% Change	Absolute Change
Felony	27	▲	+125.0%	+15
Garnishment	9	▲	+12.5%	+1
General Civil	37	▲	+164.3%	+23
Infraction/Civil Violation	755	▲	-22.8%	-223
Landlord /Tenant	4	▲	+300.0%	+3
Misdemeanor	203	▲	-24.0%	-64
Other	22	▲	+29.4%	+5
Protective Orders	1	▲	-	+1
<b>GRAND TOTAL</b>	<b>1,058</b>	<b>▼</b>	<b>-18.4%</b>	<b>-239</b>

\* Compared to same time period as previous year  
 3/11/2024 12:13:57PM

\*\* Case Type Categories are defined in the 2017 Virginia Judicial Workload Assessment  
 Source: SCV-SQL-Information

2024 Overall GRAND TOTAL		Distribution of Caseload			Change*		Percentage (%) of Caseload			
<b>2,773</b>	-419 -13.1%	<b>Criminal</b>	115	4%	-18.4%	▼	-26	<b>Criminal</b>	2023 4.4%	2024 4.1%
2024		<b>Traffic</b>	2,485	90%	-13.0%	▼	-371	<b>Traffic</b>	89.5%	89.6%
2023		<b>Civil</b>	161	6%	-11.0%	▼	-20	<b>Civil</b>	5.7%	5.8%
		<b>Civil Commitments</b>	12	0%	-14.3%	▼	-2	<b>Civil Commitments</b>	0.4%	0.4%
		<b>GRAND TOTAL</b>	<b>2,773</b>	100%	-13.1%	▼	-419	<b>GRAND TOTAL</b>	100%	100%

**Dispositions by Division & Code**


Division	Case Type Description	Code	Summary	Change	% Change	Absolute Change
<b>Criminal</b>	Misdemeanor	M	58	▼	-24.7%	-19
	Felony	F	43	▼	-14.0%	-7
	Capias	CA	10	▲	+42.9%	+3
	Show Cause	SC	4	▲	+33.3%	+1
	Civil Violation	CV	0	▼	-100.0%	-4
	<b>Total</b>			<b>115</b>	▼	<b>-18.4%</b>
<b>Traffic</b>	Infraction	I	2,155	▼	-14.1%	-354
	Misdemeanor	M	320	▼	-4.8%	-16
	Capias	CA	5	▲	+66.7%	+2
	Felony	F	3	↔		-
	Show Cause	SC	2	▼	-60.0%	-3
	<b>Total</b>			<b>2,485</b>	▼	<b>-13.0%</b>
<b>Civil</b>	Warrant in Debt	WD	51	▼	-8.9%	-5
	Garnishment	GA	50	▼	-13.8%	-8
	Unlawful Detainer	UD	22	▲	+10.0%	+2
	Impoundment	IM	12	▼	-14.3%	-2
	Other	OT	8	▼		-
	Admin License	AL	4	↔		-
	Preliminary Protective Order	PP	4	▼	-33.3%	-2
	Bond Forfeiture	BF	3	▼	-50.0%	-3
	Protective Order	PO	3	▲	+200.0%	+2
	Show Cause	SC	2	▲	-	+2
	Abstract	AJ	1	▼	-50.0%	-1
	Detinue	DT	1	▼	-75.0%	-3
	Petition-Restore Arms	PR	0	▼	-100.0%	-1
	Tenants Assertion	TA	0	▼	-100.0%	-1
	<b>Total</b>			<b>161</b>	▼	<b>-11.0%</b>
<b>Civil Commitments</b>	Temporary Detention Order	TD	8	↔		-
	Emergency Custody Order	EC	4	▼	-33.3%	-2
	<b>Total</b>			<b>12</b>	▼	<b>-14.3%</b>
<b>GRAND TOTAL</b>			<b>2,773</b>	▼	-13.1%	-419

**Dispositions by Major Case Category\*\***

Category	Summary	Change	% Change	Absolute Change	
Felony	46	▼	-13.2%	-7	
Garnishment	50	▼	-13.8%	-8	
General Civil	52	▼	-16.1%	-10	
Infraction/Civil Violation	2,155	▼	-14.2%	-358	
Landlord /Tenant	22	▼	+4.8%	+1	
Misdemeanor	378	▼	-8.5%	-35	
Other	63	▲	-3.1%	-2	
Protective Orders	7	▲		0	
<b>GRAND TOTAL</b>		<b>2,773</b>	▼	-13.1%	-419

\* Compared to same time period as previous year  
 3/11/2024 12:13:57PM

\*\* Case Type Categories are defined in the 2017 Virginia Judicial Workload Assessment  
 Source: SCV-SQL-Information

2024 Overall GRAND TOTAL		Distribution of Caseload		Change*		Percentage (%) of Caseload		
<b>386</b>	-29 -7.0%	<b>Criminal</b>	53 14%	8.2% ▲	+4	<b>Criminal</b>	2023 11.8%	2024 13.7%
		<b>Traffic</b>	246 64%	-11.5% ▼	-32	<b>Traffic</b>	67.0%	63.7%
		<b>Civil</b>	82 21%	12.3% ▲	+9	<b>Civil</b>	17.6%	21.2%
		<b>Civil Commitments</b>	5 1%	-66.7% ▼	-10	<b>Civil Commitments</b>	3.6%	1.3%
		<b>GRAND TOTAL</b>	<b>386</b> 100%	-7.0% ▼	-29	<b>GRAND TOTAL</b>	100%	100%

Dispositions by Division & Code

Division	Case Type Description	Code	Summary	Change	% Change	Absolute Change
<b>Criminal</b>	Misdemeanor	M	32	▲	+33.3%	+8
	Felony	F	15	▲	+87.5%	+7
	Capias	CA	3	▲	-	+3
	Show Cause	SC	2	▲	+100.0%	+1
	Civil Violation	CV	1	▼	-93.8%	-15
	<b>Total</b>			<b>53</b>	▲	<b>8.2%</b>
<b>Traffic</b>	Infraction	I	212	▼	-7.0%	-16
	Misdemeanor	M	30	▼	-28.6%	-12
	Show Cause	SC	2	▲	+100.0%	+1
	Capias	CA	1	▼	-66.7%	-2
	Felony	F	1	▼	-75.0%	-3
	<b>Total</b>			<b>246</b>	▼	<b>-11.5%</b>
<b>Civil</b>	Warrant in Debt	WD	40	▼	-4.8%	-2
	Garnishment	GA	17	▲	+21.4%	+3
	Unlawful Detainer	UD	7	▲	+75.0%	+3
	Preliminary Protective Order	PP	5	▲	-	+5
	Interrogatory	IN	4	▲	+33.3%	+1
	Show Cause	SC	3	▼	-25.0%	-1
	Other	OT	2	▲	-	+2
	Admin License	AL	1	▼	-66.7%	-2
	Detinue	DT	1	▲	-	+1
	Impoundment	IM	1	▲	-	+1
	Protective Order	PO	1	↔	-	-
	Abstract	AJ	0	▼	-100.0%	-2
	<b>Total</b>			<b>82</b>	▲	<b>12.3%</b>
<b>Civil Commitments</b>	Temporary Detention Order	TD	3	▼	-66.7%	-6
	Emergency Custody Order	EC	2	▼	-66.7%	-4
	<b>Total</b>		<b>5</b>	▼	<b>-66.7%</b>	<b>-10</b>
<b>GRAND TOTAL</b>			<b>386</b>	▼	-7.0%	-29

Dispositions by Major Case Category\*\*

Category	Summary	Change	% Change	Absolute Change	
Felony	16	▲	+33.3%	+4	
Garnishment	21	▲	+23.5%	+4	
General Civil	41	▲	-2.4%	-1	
Infraction/Civil Violation	213	▼	-12.7%	-31	
Landlord /Tenant	7	▲	+75.0%	+3	
Misdemeanor	62	▲	-6.1%	-4	
Other	20	▲	-31.0%	-9	
Protective Orders	6	▲	+500.0%	+5	
<b>GRAND TOTAL</b>		<b>386</b>	▼	-7.0%	-29

\* Compared to same time period as previous year  
 3/11/2024 12:13:57PM

\*\* Case Type Categories are defined in the 2017 Virginia Judicial Workload Assessment  
 Source: SCV-SQL-Information

2024 Overall GRAND TOTAL		Distribution of Caseload		Change*		Percentage (%) of Caseload		
<b>509</b>	-134 -20.8%	<b>Criminal</b>	175 34%	25.9% ▲	+36	<b>Criminal</b>	2023 21.6%	2024 34.4%
2024		<b>Traffic</b>	159 31%	-52.3% ▼	-174	<b>Traffic</b>	51.8%	31.2%
2023		<b>Civil</b>	147 29%	63.3% ▲	+57	<b>Civil</b>	14.0%	28.9%
		<b>Civil Commitments</b>	28 6%	-65.4% ▼	-53	<b>Civil Commitments</b>	12.6%	5.5%
		<b>GRAND TOTAL</b>	<b>509</b> 100%	-20.8% ▼	-134	<b>GRAND TOTAL</b>	100%	100%

**Dispositions by Division & Code**

Division	Case Type Description	Code	Summary	Change	% Change	Absolute Change
<b>Criminal</b>	Misdemeanor	M	103	▲	+12.0%	+11
	Felony	F	36	▲	+28.6%	+8
	Capias	CA	17	▲	+70.0%	+7
	Show Cause	SC	16	▲	+166.7%	+10
	Civil Violation	CV	3	↔		-
	<b>Total</b>			<b>175</b>	<b>▲</b>	<b>25.9%</b>
<b>Traffic</b>	Infraction	I	116	▼	-55.7%	-146
	Misdemeanor	M	41	▼	-38.8%	-26
	Capias	CA	1	▼	-50.0%	-1
	Show Cause	SC	1	↔		-
	Felony	F	0	▼	-100.0%	-1
	<b>Total</b>			<b>159</b>	<b>▼</b>	<b>-52.3%</b>
<b>Civil</b>	Garnishment	GA	44	▲	+158.8%	+27
	Warrant in Debt	WD	37	▼	-9.8%	-4
	Impoundment	IM	21	▲	+425.0%	+17
	Detinue	DT	17	▲	+54.5%	+6
	Other	OT	8	▲	+14.3%	+1
	Unlawful Detainer	UD	6	▲	+50.0%	+2
	Admin License	AL	5	▲	+400.0%	+4
	Protective Order	PO	4	▲	+300.0%	+3
	Abstract	AJ	2	▲	-	+2
	Bond Forfeiture	BF	1	↔		-
	Preliminary Protective Order	PP	1	▼	-66.7%	-2
	Show Cause	SC	1	▲	-	+1
	<b>Total</b>			<b>147</b>	<b>▲</b>	<b>63.3%</b>
<b>Civil Commitments</b>	Mental Commitment	MC	18	▼	-71.0%	-44
	Emergency Custody Order	EC	5	▼	-44.4%	-4
	Medical Emergency Temporary Detention Order	MT	3	▲	+50.0%	+1
	Temporary Detention Order	TD	2	▼	-75.0%	-6
	<b>Total</b>			<b>28</b>	<b>▼</b>	<b>-65.4%</b>
<b>GRAND TOTAL</b>			<b>509</b>	<b>▼</b>	<b>-20.8%</b>	<b>-134</b>

**Dispositions by Major Case Category\*\***

Category	Summary	Change	% Change	Absolute Change
Felony	36	▼	+24.1%	+7
Garnishment	44	▲	+158.8%	+27
General Civil	58	▲	+9.4%	+5
Infraction/Civil Violation	119	▼	-55.1%	-146
Landlord /Tenant	6	▲	+50.0%	+2
Misdemeanor	144	▼	-9.4%	-15
Other	97	▲	-13.4%	-15
Protective Orders	5	▲	+25.0%	+1
<b>GRAND TOTAL</b>	<b>509</b>	<b>▼</b>	<b>-20.8%</b>	<b>-134</b>

\* Compared to same time period as previous year  
 3/11/2024 12:13:57PM

\*\* Case Type Categories are defined in the 2017 Virginia Judicial Workload Assessment  
 Source: SCV-SQL-Information

2024 Overall GRAND TOTAL		Distribution of Caseload			Change*		Percentage (%) of Caseload		
<b>1,064</b>	-115 -9.8%	<b>Criminal</b>	96	9%	39.1% ▲	+27	<b>Criminal</b>	2023 5.9%	2024 9.0%
2024		<b>Traffic</b>	849	80%	-12.8% ▼	-125	<b>Traffic</b>	82.6%	79.8%
2023		<b>Civil</b>	113	11%	-11.0% ▼	-14	<b>Civil</b>	10.8%	10.6%
		<b>Civil Commitments</b>	6	1%	-33.3% ▼	-3	<b>Civil Commitments</b>	0.8%	0.6%
		<b>GRAND TOTAL</b>	<b>1,064</b>	100%	-9.8% ▼	-115	<b>GRAND TOTAL</b>	100%	100%

**Dispositions by Division & Code**

Division	Case Type Description	Code	Summary	Change	% Change	Absolute Change
<b>Criminal</b>	Misdemeanor	M	71	▲	+73.2%	+30
	Felony	F	10	▼	-28.6%	-4
	Civil Violation	CV	7	▲	+600.0%	+6
	Show Cause	SC	5	▼	-44.4%	-4
	Capias	CA	3	▼	-25.0%	-1
	<b>Total</b>			<b>96</b>	<b>▲</b>	<b>39.1%</b>
<b>Traffic</b>	Infraction	I	763	▼	-13.1%	-115
	Misdemeanor	M	84	▼	-10.6%	-10
	Show Cause	SC	2	▲	+100.0%	+1
	Capias	CA	0	▼	-100.0%	-1
	<b>Total</b>			<b>849</b>	<b>▼</b>	<b>-12.8%</b>
<b>Civil</b>	Garnishment	GA	37	▲	+8.8%	+3
	Warrant in Debt	WD	34	▼	-45.2%	-28
	Unlawful Detainer	UD	25	▲	+19.0%	+4
	Preliminary Protective Order	PP	4	▲	+300.0%	+3
	Abstract	AJ	3	▲	+200.0%	+2
	Other	OT	3	▲	+50.0%	+1
	Admin License	AL	2	▼	-33.3%	-1
	Bond Forfeiture	BF	2	↔	-	-
	Protective Order	PO	2	▲	-	+2
	Detinue	DT	1	↔	-	-
<b>Total</b>			<b>113</b>	<b>▼</b>	<b>-11.0%</b>	<b>-14</b>
<b>Civil Commitments</b>	Temporary Detention Order	TD	4	▼	-20.0%	-1
	Emergency Custody Order	EC	2	▼	-50.0%	-2
	<b>Total</b>			<b>6</b>	<b>▼</b>	<b>-33.3%</b>
<b>GRAND TOTAL</b>			<b>1,064</b>	<b>▼</b>	<b>-9.8%</b>	<b>-115</b>

**Dispositions by Major Case Category\*\***

Category	Summary	Change	% Change	Absolute Change
Felony	10	▼	-28.6%	-4
Garnishment	37	▲	+8.8%	+3
General Civil	36	▲	-42.9%	-27
Infraction/Civil Violation	770	▲	-12.4%	-109
Landlord /Tenant	25	▲	+19.0%	+4
Misdemeanor	155	▲	+14.8%	+20
Other	25	▲	-21.9%	-7
Protective Orders	6	▲	+500.0%	+5
<b>GRAND TOTAL</b>	<b>1,064</b>	<b>▼</b>	<b>-9.8%</b>	<b>-115</b>

\* Compared to same time period as previous year  
 3/11/2024 12:13:57PM

\*\* Case Type Categories are defined in the 2017 Virginia Judicial Workload Assessment  
 Source: SCV-SQL-Information

2024 Overall GRAND TOTAL		Distribution of Caseload			Change*		Percentage (%) of Caseload			
<b>240</b>	-129 -35.0%	<b>Criminal</b>	41	17%	-69.2%	▼	-92	<b>Criminal</b>	2023 36.0%	2024 17.1%
2024		<b>Traffic</b>	114	48%	-23.5%	▼	-35	<b>Traffic</b>	40.4%	47.5%
2023		<b>Civil</b>	80	33%	-1.2%	▼	-1	<b>Civil</b>	22.0%	33.3%
		<b>Civil Commitments</b>	5	2%	-16.7%	▼	-1	<b>Civil Commitments</b>	1.6%	2.1%
		<b>GRAND TOTAL</b>	<b>240</b>	100%	-35.0%	▼	-129	<b>GRAND TOTAL</b>	100%	100%

Dispositions by Division & Code

Division	Case Type Description	Code	Summary	Change	% Change	Absolute Change
<b>Criminal</b>	Misdemeanor	M	17	▼	-76.1%	-54
	Felony	F	14	▼	-70.2%	-33
	Capias	CA	7	▼	-41.7%	-5
	Show Cause	SC	2	▼	-33.3%	-1
	Civil Violation	CV	1	▲	-	+1
	<b>Total</b>			<b>41</b>	▼	<b>-69.2%</b>
<b>Traffic</b>	Infraction	I	84	▼	-1.2%	-1
	Misdemeanor	M	30	▼	-50.8%	-31
	Felony	F	0	▼	-100.0%	-2
	Show Cause	SC	0	▼	-100.0%	-1
	<b>Total</b>			<b>114</b>	▼	<b>-23.5%</b>
<b>Civil</b>	Warrant in Debt	WD	44	▲	+22.2%	+8
	Garnishment	GA	16	▼	-36.0%	-9
	Unlawful Detainer	UD	4	▼	-50.0%	-4
	Detinue	DT	3	▲	+50.0%	+1
	Impoundment	IM	3	▲	-	+3
	Preliminary Protective Order	PP	3	↔	-	-
	Admin License	AL	2	↔	-	-
	Bond Forfeiture	BF	2	▲	-	+2
	Other	OT	2	▲	+100.0%	+1
	Protective Order	PO	1	↔	-	-
	Abstract	AJ	0	▼	-100.0%	-2
	Petition-Restore Arms	PR	0	▼	-100.0%	-1
	<b>Total</b>			<b>80</b>	▼	<b>-1.2%</b>
<b>Civil Commitments</b>	Emergency Custody Order	EC	4	▲	+33.3%	+1
	Temporary Detention Order	TD	1	▼	-66.7%	-2
	<b>Total</b>			<b>5</b>	▼	<b>-16.7%</b>
<b>GRAND TOTAL</b>			<b>240</b>	▼	<b>-35.0%</b>	<b>-129</b>

Dispositions by Major Case Category\*\*

Category	Summary	Change	% Change	Absolute Change	
Felony	14	▼	-71.4%	-35	
Garnishment	16	▼	-36.0%	-9	
General Civil	47	▼	+20.5%	+8	
Infraction/Civil Violation	85	▲	-	0	
Landlord /Tenant	4	▼	-50.0%	-4	
Misdemeanor	47	▼	-64.4%	-85	
Other	23	▲	-14.8%	-4	
Protective Orders	4	↔	-	0	
<b>GRAND TOTAL</b>		<b>240</b>	▼	<b>-35.0%</b>	<b>-129</b>

\* Compared to same time period as previous year  
 3/11/2024 12:13:57PM

\*\* Case Type Categories are defined in the 2017 Virginia Judicial Workload Assessment  
 Source: SCV-SQL-Information



2024 Overall GRAND TOTAL		Distribution of Caseload			Change*		Percentage (%) of Caseload		
<b>3,791</b>	+647 20.6%	<b>Criminal</b>	649	17%	11.9% ▲	+69	<b>Criminal</b>	2023 18.4%	2024 17.1%
2024	↑	<b>Traffic</b>	2,260	60%	33.5% ▲	+567	<b>Traffic</b>	53.8%	59.6%
2023		<b>Civil</b>	737	19%	-0.3% ▼	-2	<b>Civil</b>	23.5%	19.4%
		<b>Civil Commitments</b>	145	4%	9.8% ▲	+13	<b>Civil Commitments</b>	4.2%	3.8%
		<b>GRAND TOTAL</b>	<b>3,791</b>	100%	20.6% ▲	+647	<b>GRAND TOTAL</b>	100%	100%

Dispositions by Division & Code

Division	Case Type Description	Code	Summary	Change	% Change	Absolute Change
<b>Criminal</b>	Misdemeanor	M	421	▲	+12.9%	+48
	Felony	F	141	▲	+21.6%	+25
	Capias	CA	37	▼	-14.0%	-6
	Show Cause	SC	32	▲	+10.3%	+3
	Civil Violation	CV	18	▼	-5.3%	-1
	<b>Total</b>			<b>649</b>	<b>▲</b>	<b>11.9%</b>
<b>Traffic</b>	Infraction	I	1,913	▲	+35.4%	+500
	Misdemeanor	M	336	▲	+27.3%	+72
	Capias	CA	4	▲	+100.0%	+2
	Show Cause	SC	4	▼	-50.0%	-4
	Felony	F	1	▼	-50.0%	-1
	Other	O	1	▲	-	+1
	Restricted Operators License	RL	1	▼	-75.0%	-3
	<b>Total</b>			<b>2,260</b>	<b>▲</b>	<b>33.5%</b>
<b>Civil</b>	Garnishment	GA	246	▲	+12.8%	+28
	Warrant in Debt	WD	195	▼	-7.6%	-16
	Unlawful Detainer	UD	145	▼	-9.4%	-15
	Admin License	AL	55	▲	+77.4%	+24
	Other	OT	24	▼	-7.7%	-2
	Bond Forfeiture	BF	19	▲	+46.2%	+6
	Impoundment	IM	14	▲	+100.0%	+7
	Abstract	AJ	11	▲	+10.0%	+1
	Preliminary Protective Order	PP	8	▼	-55.6%	-10
	Protective Order	PO	8	▼	-33.3%	-4
	Interrogatory	IN	5	▼	-28.6%	-2
	Detinue	DT	4	▼	-33.3%	-2
	Show Cause	SC	2	▼	-50.0%	-2
	Tenants Assertion	TA	1	▼	-92.3%	-12
	Motion for Judgment	MJ	0	▼	-100.0%	-2
	Petition-Restore Arms	PR	0	▼	-100.0%	-1
<b>Total</b>			<b>737</b>	<b>▼</b>	<b>-0.3%</b>	<b>-2</b>
<b>Civil Commitments</b>	Mental Commitment	MC	74	▲	+42.3%	+22
	Temporary Detention Order	TD	36	▼	-12.2%	-5
	Emergency Custody Order	EC	20	▲	+25.0%	+4
	Other	OT	10	▼	-52.4%	-11
	Medical Emergency Temporary Detention Order	MT	5	▲	+150.0%	+3
<b>Total</b>			<b>145</b>	<b>▲</b>	<b>9.8%</b>	<b>+13</b>
<b>GRAND TOTAL</b>			<b>3,791</b>	<b>▲</b>	<b>20.6%</b>	<b>+647</b>

Dispositions by Major Case Category\*\*

Category	Summary	Change	% Change	Absolute Change
Felony	142	▼	+20.3%	+24
Garnishment	251	▼	+11.6%	+26
General Civil	200	▼	-9.9%	-22
Infraction/Civil Violation	1,932	▲	+34.9%	+500
Involuntary Civil Commitments	10	▼	-52.4%	-11
Landlord /Tenant	146	▼	-15.6%	-27
Misdemeanor	758	▼	+18.3%	+117

\* Compared to same time period as previous year  
 3/11/2024 12:13:57PM

\*\* Case Type Categories are defined in the 2017 Virginia Judicial Workload Assessment  
 Source: SCV-SQL-Information

**CPSS - GCMS CASELOAD STATISTICS OF THE GENERAL DISTRICT COURTS**  
 January 2024 thru February 2024 Dispositions (Compared to January 2023 thru February 2023)

Other	336	▲	+19.1%	+54
Protective Orders	16	▼	-46.7%	-14
<b>GRAND TOTAL</b>	<b>3,791</b>	▲	20.6%	+647

\* Compared to same time period as previous year  
 3/11/2024 12:13:57PM

\*\* Case Type Categories are defined in the 2017 Virginia Judicial Workload Assessment  
 Source: SCV-SQL-Information

2024 Overall GRAND TOTAL		Distribution of Caseload			Change*		Percentage (%) of Caseload		
<b>3,156</b>	+890 39.3%	<b>Criminal</b>	490	16%	6.5% ▲	+30	<b>Criminal</b>	20.3%	15.5%
2024	↑	<b>Traffic</b>	2,231	71%	66.1% ▲	+888	<b>Traffic</b>	59.3%	70.7%
2023		<b>Civil</b>	364	12%	-9.5% ▼	-38	<b>Civil</b>	17.7%	11.5%
		<b>Civil Commitments</b>	71	2%	16.4% ▲	+10	<b>Civil Commitments</b>	2.7%	2.2%
		<b>GRAND TOTAL</b>	<b>3,156</b>	100%	39.3% ▲	+890	<b>GRAND TOTAL</b>	100%	100%

Dispositions by Division & Code

Division	Case Type Description	Code	Summary	Change	% Change	Absolute Change
<b>Criminal</b>	Misdemeanor	M	309	▲	+26.1%	+64
	Felony	F	99	▼	-16.8%	-20
	Show Cause	SC	44	↔		-
	Capias	CA	31	▼	-24.4%	-10
	Civil Violation	CV	7	▼	-30.0%	-3
	Motion	MO	0	▼	-100.0%	-1
	<b>Total</b>			<b>490</b>	<b>▲</b>	<b>6.5%</b>
<b>Traffic</b>	Infraction	I	1,957	▲	+77.3%	+853
	Misdemeanor	M	274	▲	+17.1%	+40
	Restricted Operators License	RL	0	▼	-100.0%	-2
	Show Cause	SC	0	▼	-100.0%	-3
<b>Total</b>			<b>2,231</b>	<b>▲</b>	<b>66.1%</b>	<b>+888</b>
<b>Civil</b>	Warrant in Debt	WD	142	↔		-
	Unlawful Detainer	UD	73	▼	-8.8%	-7
	Garnishment	GA	63	▼	-3.1%	-2
	Other	OT	34	▲	-5.6%	-2
	Detinue	DT	19	▲	+90.0%	+9
	Preliminary Protective Order	PP	11	▼	-15.4%	-2
	Bond Forfeiture	BF	7	▼	-56.3%	-9
	Protective Order	PO	7	▼	-30.0%	-3
	Show Cause	SC	3	▼	-76.9%	-10
	Admin License	AL	2	▼	-66.7%	-4
	Impoundment	IM	1	↔		-
	Interrogatory	IN	1	▼	-85.7%	-6
	Petition-Restore Arms	PR	1	↔		-
	Abstract	AJ	0	▼	-100.0%	-1
	Tenants Assertion	TA	0	▼	-100.0%	-1
<b>Total</b>			<b>364</b>	<b>▼</b>	<b>-9.5%</b>	<b>-38</b>
<b>Civil Commitments</b>	Temporary Detention Order	TD	34	▲	+70.0%	+14
	Emergency Custody Order	EC	24	▲	+20.0%	+4
	Mental Commitment	MC	13	▼	-35.0%	-7
	Other	OT	0	▼	-100.0%	-1
<b>Total</b>			<b>71</b>	<b>▲</b>	<b>16.4%</b>	<b>+10</b>
<b>GRAND TOTAL</b>			<b>3,156</b>	<b>▲</b>	<b>39.3%</b>	<b>+890</b>

Dispositions by Major Case Category\*\*

Category	Summary	Change	% Change	Absolute Change
Felony	99	▼	-16.8%	-20
Garnishment	64	▼	-11.1%	-8
General Civil	164	▲	+7.2%	+11
Infraction/Civil Violation	1,964	▲	+76.3%	+850
Involuntary Civil Commitments	0	▼	-100.0%	-1
Landlord /Tenant	73	▼	-9.9%	-8
Misdemeanor	583	▼	+21.2%	+102
Other	191	▼	-14.0%	-31
Protective Orders	18	▼	-21.7%	-5

\* Compared to same time period as previous year  
 3/11/2024 12:13:57PM

\*\* Case Type Categories are defined in the 2017 Virginia Judicial Workload Assessment  
 Source: SCV-SQL-Information

**CPSS - GCMS CASELOAD STATISTICS OF THE GENERAL DISTRICT COURTS**  
January 2024 thru February 2024 Dispositions (Compared to January 2023 thru February 2023)

---

<i><b>GRAND TOTAL</b></i>	<b>3,156</b>	▲	39.3%	+890
---------------------------	--------------	---	-------	------

---

\* Compared to same time period as previous year  
3/11/2024 12:13:57PM

\*\* Case Type Categories are defined in the 2017 Virginia Judicial Workload Assessment  
Source: SCV-SQL-Information

2024 Overall GRAND TOTAL		Distribution of Caseload			Change*		Percentage (%) of Caseload		
<b>571</b> +66 13.1% 		<b>Criminal</b>	88	15%	-24.1% ▼	-28	<b>Criminal</b>	23.0%	15.4%
		<b>Traffic</b>	327	57%	79.7% ▲	+145	<b>Traffic</b>	36.0%	57.3%
		<b>Civil</b>	134	23%	-30.9% ▼	-60	<b>Civil</b>	38.4%	23.5%
		<b>Civil Commitments</b>	22	4%	69.2% ▲	+9	<b>Civil Commitments</b>	2.6%	3.9%
		<b>GRAND TOTAL</b>	<b>571</b>	100%	13.1% ▲	+66	<b>GRAND TOTAL</b>	100%	100%

Dispositions by Division & Code

Division	Case Type Description	Code	Summary	Change	% Change	Absolute Change
<b>Criminal</b>	Misdemeanor	M	63	▼	-22.2%	-18
	Show Cause	SC	12	▼	-40.0%	-8
	Felony	F	7	▼	-36.4%	-4
	Capias	CA	4	▲	-	+4
	Civil Violation	CV	2	▼	-50.0%	-2
	<b>Total</b>			<b>88</b>	▼	<b>-24.1%</b>
<b>Traffic</b>	Infraction	I	261	▲	+76.4%	+113
	Misdemeanor	M	61	▲	+125.9%	+34
	Other	O	3	▲	-	+3
	Capias	CA	1	▲	-	+1
	Civil Violation	CV	1	▼	-50.0%	-1
	Restricted Operators License	RL	0	▼	-100.0%	-4
	Show Cause	SC	0	▼	-100.0%	-1
<b>Total</b>			<b>327</b>	▲	<b>79.7%</b>	<b>+145</b>
<b>Civil</b>	Warrant in Debt	WD	38	▼	-11.6%	-5
	Garnishment	GA	33	▲	+3.1%	+1
	Unlawful Detainer	UD	24	▼	-65.7%	-46
	Preliminary Protective Order	PP	9	▼	-25.0%	-3
	Other	OT	8	▼	-52.9%	-9
	Protective Order	PO	7	▼	-30.0%	-3
	Admin License	AL	4	▼	-55.6%	-5
	Capias	CA	3	▲	-	+3
	Interrogatory	IN	3	▲	-	+3
	Show Cause	SC	3	▲	-	+3
	Detinue	DT	1	▲	-	+1
	Tenants Assertion	TA	1	▲	-	+1
	Abstract	AJ	0	▼	-100.0%	-1
<b>Total</b>			<b>134</b>	▼	<b>-30.9%</b>	<b>-60</b>
<b>Civil Commitments</b>	Mental Commitment	MC	10	▲	-	+10
	Temporary Detention Order	TD	7	▼	-22.2%	-2
	Emergency Custody Order	EC	5	▲	+25.0%	+1
<b>Total</b>			<b>22</b>	▲	<b>69.2%</b>	<b>+9</b>
<b>GRAND TOTAL</b>			<b>571</b>	▲	13.1%	+66

Dispositions by Major Case Category\*\*

Category	Summary	Change	% Change	Absolute Change
Felony	7	▼	-36.4%	-4
Garnishment	36	▲	+12.5%	+4
General Civil	39	▲	-9.3%	-4
Infraction/Civil Violation	267	▲	+73.4%	+113
Landlord /Tenant	25	▲	-64.3%	-45
Misdemeanor	124	▲	+10.7%	+12
Other	57	▲	-6.6%	-4
Protective Orders	16	▼	-27.3%	-6
<b>GRAND TOTAL</b>	<b>571</b>	▲	13.1%	+66

\* Compared to same time period as previous year  
 3/11/2024 12:13:57PM

\*\* Case Type Categories are defined in the 2017 Virginia Judicial Workload Assessment  
 Source: SCV-SQL-Information

2024 Overall GRAND TOTAL		Distribution of Caseload			Change*		Percentage (%) of Caseload		
<b>2,544</b>	+642 33.8%	<b>Criminal</b>	284	11%	0.7% ▲	+2	<b>Criminal</b>	2023 14.8%	2024 11.2%
2024	↑	<b>Traffic</b>	1,978	78%	47.8% ▲	+640	<b>Traffic</b>	70.3%	77.8%
2023		<b>Civil</b>	253	10%	1.2% ▲	+3	<b>Civil</b>	13.1%	9.9%
		<b>Civil Commitments</b>	29	1%	-9.4% ▼	-3	<b>Civil Commitments</b>	1.7%	1.1%
		<b>GRAND TOTAL</b>	<b>2,544</b>	100%	33.8% ▲	+642	<b>GRAND TOTAL</b>	100%	100%

Dispositions by Division & Code

Division	Case Type Description	Code	Summary	Change	% Change	Absolute Change
<b>Criminal</b>	Misdemeanor	M	185	▲	+11.4%	+19
	Felony	F	51	▼	-32.9%	-25
	Capias	CA	28	▲	+27.3%	+6
	Show Cause	SC	15	▲	+150.0%	+9
	Civil Violation	CV	5	▼	-58.3%	-7
	<b>Total</b>			<b>284</b>	▲	<b>0.7%</b>
<b>Traffic</b>	Infraction	I	1,614	▲	+47.8%	+522
	Misdemeanor	M	342	▲	+46.2%	+108
	Capias	CA	8	▲	+166.7%	+5
	Felony	F	5	↔		-
	Show Cause	SC	5	▲	+400.0%	+4
	Civil Violation	CV	4	▲	+33.3%	+1
	<b>Total</b>			<b>1,978</b>	▲	<b>47.8%</b>
<b>Civil</b>	Warrant in Debt	WD	97	▼	-13.4%	-15
	Garnishment	GA	78	▲	+14.7%	+10
	Unlawful Detainer	UD	21	▼	-12.5%	-3
	Detinue	DT	13	▲	+85.7%	+6
	Other	OT	12	▼	-7.7%	-1
	Protective Order	PO	12	▲	+500.0%	+10
	Preliminary Protective Order	PP	10	▲	+25.0%	+2
	Abstract	AJ	3	▲	-	+3
	Admin License	AL	3	▼	-40.0%	-2
	Bond Forfeiture	BF	1	▼	-85.7%	-6
	Cross Claim	CR	1	▲	-	+1
	Motion for Judgment	MJ	1	▲	-	+1
	Show Cause	SC	1	▼	-50.0%	-1
	Counter Claim	CC	0	▼	-100.0%	-1
	Petition-Restore Arms	PR	0	▼	-100.0%	-1
<b>Total</b>			<b>253</b>	▲	<b>1.2%</b>	<b>+3</b>
<b>Civil Commitments</b>	Temporary Detention Order	TD	17	▼	-10.5%	-2
	Emergency Custody Order	EC	12	▼	-7.7%	-1
	<b>Total</b>			<b>29</b>	▼	<b>-9.4%</b>
<b>GRAND TOTAL</b>			<b>2,544</b>	▲	33.8%	+642

Dispositions by Major Case Category\*\*

Category	Summary	Change	% Change	Absolute Change
Felony	56	▼	-30.9%	-25
Garnishment	78	▲	+14.7%	+10
General Civil	111	▲	-7.5%	-9
Infraction/Civil Violation	1,623	▲	+46.6%	+516
Landlord /Tenant	21	▼	-12.5%	-3
Misdemeanor	527	▲	+31.8%	+127
Other	106	▲	+15.2%	+14
Protective Orders	22	▲	+120.0%	+12
<b>GRAND TOTAL</b>	<b>2,544</b>	▲	33.8%	+642

\* Compared to same time period as previous year  
 3/11/2024 12:13:57PM

\*\* Case Type Categories are defined in the 2017 Virginia Judicial Workload Assessment  
 Source: SCV-SQL-Information

2024 Overall GRAND TOTAL		Distribution of Caseload			Change*		Percentage (%) of Caseload		
<b>1,638</b>	-207 -11.2%	<b>Criminal</b>	436	27%	19.8% ▲	+72	<b>Criminal</b>	2023 19.7%	2024 26.6%
2024		<b>Traffic</b>	920	56%	-18.8% ▼	-213	<b>Traffic</b>	61.4%	56.2%
2023		<b>Civil</b>	213	13%	-21.7% ▼	-59	<b>Civil</b>	14.7%	13.0%
		<b>Civil Commitments</b>	69	4%	-9.2% ▼	-7	<b>Civil Commitments</b>	4.1%	4.2%
		<b>GRAND TOTAL</b>	<b>1,638</b>	100%	-11.2% ▼	-207	<b>GRAND TOTAL</b>	100%	100%

**Dispositions by Division & Code**

Division	Case Type Description	Code	Summary	Change	% Change	Absolute Change
<b>Criminal</b>	Misdemeanor	M	202	▲	+5.8%	+11
	Felony	F	145	▲	+27.2%	+31
	Capias	CA	67	▲	+55.8%	+24
	Show Cause	SC	12	▲	+20.0%	+2
	Civil Violation	CV	10	▲	+66.7%	+4
	<b>Total</b>			<b>436</b>	<b>▲</b>	<b>19.8%</b>
<b>Traffic</b>	Infraction	I	740	▼	-19.4%	-178
	Misdemeanor	M	173	▼	-9.4%	-18
	Capias	CA	4	▼	-71.4%	-10
	Felony	F	3	▼	-62.5%	-5
	Show Cause	SC	0	▼	-100.0%	-2
	<b>Total</b>			<b>920</b>	<b>▼</b>	<b>-18.8%</b>
<b>Civil</b>	Warrant in Debt	WD	64	▲	+1.6%	+1
	Garnishment	GA	59	▲	+90.3%	+28
	Unlawful Detainer	UD	30	▼	-70.6%	-72
	Admin License	AL	13	▲	+225.0%	+9
	Other	OT	12	▼	-33.3%	-6
	Protective Order	PO	11	▲	+22.2%	+2
	Preliminary Protective Order	PP	10	↔		
	Bond Forfeiture	BF	8	▼	-57.9%	-11
	Abstract	AJ	2	▲	+100.0%	+1
	Show Cause	SC	2	▼	-50.0%	-2
	Restricted Operators License	RL	1	▲	-	+1
	Tenants Assertion	TA	1	▲	-	+1
	Counter Claim	CC	0	▼	-100.0%	-1
	Detinue	DT	0	▼	-100.0%	-7
	Impoundment	IM	0	▼	-100.0%	-2
Interrogatory	IN	0	▼	-100.0%	-1	
<b>Total</b>			<b>213</b>	<b>▼</b>	<b>-21.7%</b>	<b>-59</b>
<b>Civil Commitments</b>	Mental Commitment	MC	64	▼	-5.9%	-4
	Emergency Custody Order	EC	3	▲	+50.0%	+1
	Temporary Detention Order	TD	2	▼	-66.7%	-4
<b>Total</b>			<b>69</b>	<b>▼</b>	<b>-9.2%</b>	<b>-7</b>
<b>GRAND TOTAL</b>			<b>1,638</b>	<b>▼</b>	<b>-11.2%</b>	<b>-207</b>

**Dispositions by Major Case Category\*\***

Category	Summary	Change	% Change	Absolute Change
Felony	148	▼	+21.3%	+26
Garnishment	59	▼	+84.4%	+27
General Civil	64	▼	-9.9%	-7
Infraction/Civil Violation	750	▲	-18.8%	-174
Landlord /Tenant	31	▲	-69.6%	-71
Misdemeanor	376	▲	-1.6%	-6
Other	189	▼	-2.1%	-4
Protective Orders	21	▲	+10.5%	+2
<b>GRAND TOTAL</b>	<b>1,638</b>	<b>▼</b>	<b>-11.2%</b>	<b>-207</b>

\* Compared to same time period as previous year  
 3/11/2024 12:13:57PM

\*\* Case Type Categories are defined in the 2017 Virginia Judicial Workload Assessment  
 Source: SCV-SQL-Information





2024 Overall GRAND TOTAL		Distribution of Caseload			Change*		Percentage (%) of Caseload		
<b>3,529</b>	+768 27.8%	<b>Criminal</b>	303	9%	65.6% ▲	+120	<b>Criminal</b>	2023 6.6%	2024 8.6%
2024	↑	<b>Traffic</b>	2,684	76%	24.9% ▲	+535	<b>Traffic</b>	77.8%	76.1%
2023		<b>Civil</b>	344	10%	40.4% ▲	+99	<b>Civil</b>	8.9%	9.7%
		<b>Civil Commitments</b>	198	6%	7.6% ▲	+14	<b>Civil Commitments</b>	6.7%	5.6%
		<b>GRAND TOTAL</b>	<b>3,529</b>	100%	27.8% ▲	+768	<b>GRAND TOTAL</b>	100%	100%

**Dispositions by Division & Code**

Division	Case Type Description	Code	Summary	Change	% Change	Absolute Change
<b>Criminal</b>	Misdemeanor	M	177	▲	+59.5%	+66
	Felony	F	61	▲	+69.4%	+25
	Capias	CA	53	▲	+103.8%	+27
	Civil Violation	CV	6	▲	+20.0%	+1
	Show Cause	SC	6	▲	+20.0%	+1
	<b>Total</b>			<b>303</b>	▲	<b>65.6%</b>
<b>Traffic</b>	Infraction	I	1,951	▲	+17.2%	+287
	Misdemeanor	M	698	▲	+51.4%	+237
	Capias	CA	22	▲	+22.2%	+4
	Civil Violation	CV	8	▲	-	+8
	Felony	F	3	▲	-	+3
	Show Cause	SC	2	▼	-66.7%	-4
	<b>Total</b>			<b>2,684</b>	▲	<b>24.9%</b>
<b>Civil</b>	Garnishment	GA	154	▲	+161.0%	+95
	Warrant in Debt	WD	92	▼	-9.8%	-10
	Other	OT	32	▼	+68.4%	+13
	Unlawful Detainer	UD	27	▼	-35.7%	-15
	Preliminary Protective Order	PP	15	▲	+50.0%	+5
	Protective Order	PO	8	▲	+300.0%	+6
	Show Cause	SC	5	▲	-	+5
	Abstract	AJ	2	▲	+100.0%	+1
	Admin License	AL	2	▲	+100.0%	+1
	Bond Forfeiture	BF	2	▲	-	+2
	Detinue	DT	2	▼	-33.3%	-1
	Impoundment	IM	2	▼	-50.0%	-2
	Interrogatory	IN	1	▲	-	+1
	Petition-Restore Arms	PR	0	▼	-100.0%	-2
	<b>Total</b>			<b>344</b>	▲	<b>40.4%</b>
<b>Civil Commitments</b>	Mental Commitment	MC	174	▲	+26.1%	+36
	Temporary Detention Order	TD	10	▼	-23.1%	-3
	Other	OT	9	▼	-57.1%	-12
	Emergency Custody Order	EC	5	▼	-58.3%	-7
	<b>Total</b>			<b>198</b>	▲	<b>7.6%</b>
<b>GRAND TOTAL</b>			<b>3,529</b>	▲	27.8%	+768

**Dispositions by Major Case Category\*\***

Category	Summary	Change	% Change	Absolute Change
Felony	64	▲	+77.8%	+28
Garnishment	155	▲	+162.7%	+96
General Civil	94	▼	-13.8%	-15
Infraction/Civil Violation	1,965	▲	+17.7%	+296
Involuntary Civil Commitments	9	▼	-57.1%	-12
Landlord /Tenant	27	▼	-35.7%	-15
Misdemeanor	875	▲	+53.0%	+303
Other	317	▲	+31.5%	+76
Protective Orders	23	▲	+91.7%	+11

\* Compared to same time period as previous year  
 3/11/2024 12:13:57PM

\*\* Case Type Categories are defined in the 2017 Virginia Judicial Workload Assessment  
 Source: SCV-SQL-Information

**CPSS - GCMS CASELOAD STATISTICS OF THE GENERAL DISTRICT COURTS**  
January 2024 thru February 2024 Dispositions (Compared to January 2023 thru February 2023)

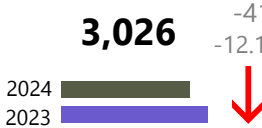
---

<i><b>GRAND TOTAL</b></i>	<b>3,529</b>	▲	27.8%	+768
---------------------------	--------------	---	-------	------

---

\* Compared to same time period as previous year  
3/11/2024 12:13:57PM

\*\* Case Type Categories are defined in the 2017 Virginia Judicial Workload Assessment  
Source: SCV-SQL-Information

2024 Overall GRAND TOTAL		Distribution of Caseload			Change*		Percentage (%) of Caseload		
<b>3,026</b>	-417 -12.1%	<b>Criminal</b>	409	14%	-5.1% ▼	-22	<b>Criminal</b>	2023 12.5%	2024 13.5%
		<b>Traffic</b>	2,096	69%	-17.0% ▼	-429	<b>Traffic</b>	73.3%	69.3%
2024		<b>Civil</b>	475	16%	7.2% ▲	+32	<b>Civil</b>	12.9%	15.7%
2023		<b>Civil Commitments</b>	46	2%	4.5% ▲	+2	<b>Civil Commitments</b>	1.3%	1.5%
		<b>GRAND TOTAL</b>	<b>3,026</b>	100%	-12.1% ▼	-417	<b>GRAND TOTAL</b>	100%	100%

Dispositions by Division & Code

Division	Case Type Description	Code	Summary	Change	% Change	Absolute Change
<b>Criminal</b>	Misdemeanor	M	223	▲	+8.3%	+17
	Felony	F	127	▼	-8.6%	-12
	Capias	CA	34	▼	-37.0%	-20
	Show Cause	SC	18	▼	-30.8%	-8
	Civil Violation	CV	7	▲	+16.7%	+1
	<b>Total</b>			<b>409</b>	▼	<b>-5.1%</b>
<b>Traffic</b>	Infraction	I	1,776	▼	-19.8%	-439
	Misdemeanor	M	300	▲	+0.7%	+2
	Capias	CA	9	▲	-	+9
	Felony	F	9	▼	-10.0%	-1
	Show Cause	SC	2	▲	+100.0%	+1
	Civil Violation	CV	0	▼	-100.0%	-1
	<b>Total</b>			<b>2,096</b>	▼	<b>-17.0%</b>
<b>Civil</b>	Garnishment	GA	192	▲	+42.2%	+57
	Warrant in Debt	WD	189	▲	+2.2%	+4
	Unlawful Detainer	UD	38	▼	-20.8%	-10
	Other	OT	23	▲	-11.5%	-3
	Protective Order	PO	12	↔	-	-
	Preliminary Protective Order	PP	6	▼	-57.1%	-8
	Abstract	AJ	4	▲	+100.0%	+2
	Impoundment	IM	4	▲	-	+4
	Admin License	AL	3	▼	-66.7%	-6
	Detinue	DT	3	▼	-25.0%	-1
	Petition-Restore Arms	PR	1	↔	-	-
	Bond Forfeiture	BF	0	▼	-100.0%	-3
	Interrogatory	IN	0	▼	-100.0%	-2
	Overweight	OC	0	▼	-100.0%	-1
	Show Cause	SC	0	▼	-100.0%	-1
	<b>Total</b>			<b>475</b>	▲	<b>7.2%</b>
<b>Civil Commitments</b>	Temporary Detention Order	TD	29	▲	+38.1%	+8
	Emergency Custody Order	EC	17	▼	-26.1%	-6
	<b>Total</b>			<b>46</b>	▲	<b>4.5%</b>
<b>GRAND TOTAL</b>			<b>3,026</b>	▼	<b>-12.1%</b>	<b>-417</b>

Dispositions by Major Case Category\*\*

Category	Summary	Change	% Change	Absolute Change
Felony	136	▼	-8.7%	-13
Garnishment	192	▼	+40.1%	+55
General Civil	195	▲	+2.6%	+5
Infraction/Civil Violation	1,783	▼	-19.8%	-440
Landlord /Tenant	38	▼	-20.8%	-10
Misdemeanor	523	▲	+3.8%	+19
Other	141	▲	-15.1%	-25
Protective Orders	18	▼	-30.8%	-8
<b>GRAND TOTAL</b>	<b>3,026</b>	▼	<b>-12.1%</b>	<b>-417</b>

\* Compared to same time period as previous year  
 3/11/2024 12:13:57PM

\*\* Case Type Categories are defined in the 2017 Virginia Judicial Workload Assessment  
 Source: SCV-SQL-Information

2024 Overall GRAND TOTAL		Distribution of Caseload			Change*		Percentage (%) of Caseload			
2024	1,017	Criminal	183	18%	22.0%	▲	+33	Criminal	20.6%	18.0%
2023	+288 39.5%	Traffic	523	51%	46.5%	▲	+166	Traffic	49.0%	51.4%
	↑	Civil	306	30%	47.1%	▲	+98	Civil	28.5%	30.1%
		Civil Commitments	5	0%	-64.3%	▼	-9	Civil Commitments	1.9%	0.5%
		<b>GRAND TOTAL</b>	<b>1,017</b>	<b>100%</b>	<b>39.5%</b>	<b>▲</b>	<b>+288</b>	<b>GRAND TOTAL</b>	<b>100%</b>	<b>100%</b>

Dispositions by Division & Code

Division	Case Type Description	Code	Summary	Change	% Change	Absolute Change
<b>Criminal</b>	Misdemeanor	M	78	▼	-9.3%	-8
	Felony	F	49	▲	+25.6%	+10
	Show Cause	SC	29	▲	+625.0%	+25
	Capias	CA	24	▲	+41.2%	+7
	Civil Violation	CV	3	▼	-25.0%	-1
	<b>Total</b>			<b>183</b>	<b>▲</b>	<b>22.0%</b>
<b>Traffic</b>	Infraction	I	318	▲	+7.4%	+22
	Show Cause	SC	126	▲	+6,200.0%	+124
	Misdemeanor	M	62	▲	+26.5%	+13
	Capias	CA	17	▲	+112.5%	+9
	Felony	F	0	▼	-100.0%	-2
	<b>Total</b>			<b>523</b>	<b>▲</b>	<b>46.5%</b>
<b>Civil</b>	Warrant in Debt	WD	216	▲	+107.7%	+112
	Garnishment	GA	53	▼	-5.4%	-3
	Other	OT	15	▼	-6.3%	-1
	Bond Forfeiture	BF	5	▲	+150.0%	+3
	Preliminary Protective Order	PP	5	▼	-58.3%	-7
	Unlawful Detainer	UD	4	▼	-20.0%	-1
	Abstract	AJ	3	▲	-	+3
	Detinue	DT	1	↔	-	-
	Impoundment	IM	1	▲	-	+1
	Overweight	OC	1	▲	-	+1
	Protective Order	PO	1	▼	-88.9%	-8
	Show Cause	SC	1	↔	-	-
	Admin License	AL	0	▼	-100.0%	-2
	<b>Total</b>			<b>306</b>	<b>▲</b>	<b>47.1%</b>
<b>Civil Commitments</b>	Temporary Detention Order	TD	4	▼	-50.0%	-4
	Emergency Custody Order	EC	1	▼	-83.3%	-5
	<b>Total</b>		<b>5</b>	<b>▼</b>	<b>-64.3%</b>	<b>-9</b>
<b>GRAND TOTAL</b>			<b>1,017</b>	<b>▲</b>	<b>39.5%</b>	<b>+288</b>

Dispositions by Major Case Category\*\*

Category	Summary	Change	% Change	Absolute Change
Felony	49	▼	+19.5%	+8
Garnishment	53	▼	-5.4%	-3
General Civil	217	▲	+104.7%	+111
Infraction/Civil Violation	322	▲	+7.3%	+22
Landlord /Tenant	4	▼	-20.0%	-1
Misdemeanor	140	▲	+3.7%	+5
Other	226	▲	+247.7%	+161
Protective Orders	6	▼	-71.4%	-15
<b>GRAND TOTAL</b>	<b>1,017</b>	<b>▲</b>	<b>39.5%</b>	<b>+288</b>

\* Compared to same time period as previous year  
 3/11/2024 12:13:57PM

\*\* Case Type Categories are defined in the 2017 Virginia Judicial Workload Assessment  
 Source: SCV-SQL-Information

2024 Overall GRAND TOTAL		Distribution of Caseload		Change*		Percentage (%) of Caseload			
<b>324</b>	-220 -40.4%	<b>Criminal</b>	106	33%	-26.4% ▼	-38	<b>Criminal</b>	2023 26.5%	2024 32.7%
2024		<b>Traffic</b>	87	27%	-66.9% ▼	-176	<b>Traffic</b>	48.3%	26.9%
2023		<b>Civil</b>	103	32%	4.0% ▲	+4	<b>Civil</b>	18.2%	31.8%
		<b>Civil Commitments</b>	28	9%	-26.3% ▼	-10	<b>Civil Commitments</b>	7.0%	8.6%
		<b>GRAND TOTAL</b>	<b>324</b>	100%	-40.4% ▼	-220	<b>GRAND TOTAL</b>	100%	100%

**Dispositions by Division & Code**

Division	Case Type Description	Code	Summary	Change	% Change	Absolute Change
<b>Criminal</b>	Misdemeanor	M	51	▼	-40.7%	-35
	Felony	F	31	▼	-18.4%	-7
	Capias	CA	18	▲	+12.5%	+2
	Show Cause	SC	4	▲	+300.0%	+3
	Civil Violation	CV	1	▼	-50.0%	-1
	Restricted Operators License	RL	1	↔		-
	<b>Total</b>			<b>106</b>	▼	<b>-26.4%</b>
<b>Traffic</b>	Infraction	I	66	▼	-68.1%	-141
	Misdemeanor	M	19	▼	-61.2%	-30
	Capias	CA	2	▼	-66.7%	-4
	Show Cause	SC	0	▼	-100.0%	-1
<b>Total</b>			<b>87</b>	▼	<b>-66.9%</b>	<b>-176</b>
<b>Civil</b>	Garnishment	GA	47	▲	+88.0%	+22
	Warrant in Debt	WD	39	▼	-25.0%	-13
	Impoundment	IM	5	▲	+150.0%	+3
	Other	OT	4	▼	-33.3%	-2
	Detinue	DT	3	▲	+200.0%	+2
	Unlawful Detainer	UD	3	▼	-25.0%	-1
	Protective Order	PO	1	▼	-50.0%	-1
	Show Cause	SC	1	▼	-80.0%	-4
	Admin License	AL	0	▼	-100.0%	-1
	Preliminary Protective Order	PP	0	▼	-100.0%	-1
<b>Total</b>			<b>103</b>	▲	<b>4.0%</b>	<b>+4</b>
<b>Civil Commitments</b>	Mental Commitment	MC	15	↔		-
	Temporary Detention Order	TD	8	▼	-46.7%	-7
	Emergency Custody Order	EC	3	▼	-62.5%	-5
	Other	OT	2	▲	-	+2
<b>Total</b>			<b>28</b>	▼	<b>-26.3%</b>	<b>-10</b>
<b>GRAND TOTAL</b>			<b>324</b>	▼	<b>-40.4%</b>	<b>-220</b>

**Dispositions by Major Case Category\*\***

Category	Summary	Change	% Change	Absolute Change
Felony	31	▼	-18.4%	-7
Garnishment	47	▲	+88.0%	+22
General Civil	43	▲	-20.4%	-11
Infraction/Civil Violation	67	▼	-67.9%	-142
Involuntary Civil Commitments	2	▲	-	+2
Landlord /Tenant	3	▼	-25.0%	-1
Misdemeanor	71	▼	-47.8%	-65
Other	59	▼	-21.3%	-16
Protective Orders	1	▼	-66.7%	-2
<b>GRAND TOTAL</b>	<b>324</b>	▼	<b>-40.4%</b>	<b>-220</b>

\* Compared to same time period as previous year  
 3/11/2024 12:13:57PM

\*\* Case Type Categories are defined in the 2017 Virginia Judicial Workload Assessment  
 Source: SCV-SQL-Information

2024 Overall GRAND TOTAL		Distribution of Caseload			Change*		Percentage (%) of Caseload			
<b>1,091</b>	+8 0.7%	<b>Criminal</b>	272	25%	-9.9%	▼	-30	<b>Criminal</b>	2023: 27.9%	2024: 24.9%
2024	↑	<b>Traffic</b>	499	46%	-2.3%	▼	-12	<b>Traffic</b>	47.2%	45.7%
2023		<b>Civil</b>	265	24%	28.6%	▲	+59	<b>Civil</b>	19.0%	24.3%
		<b>Civil Commitments</b>	55	5%	-14.1%	▼	-9	<b>Civil Commitments</b>	5.9%	5.0%
		<b>GRAND TOTAL</b>	<b>1,091</b>	100%	0.7%	▲	+8	<b>GRAND TOTAL</b>	100%	100%

Dispositions by Division & Code

Division	Case Type Description	Code	Summary	Change	% Change	Absolute Change
<b>Criminal</b>	Misdemeanor	M	96	▲	+3.2%	+3
	Felony	F	94	▲	+5.6%	+5
	Show Cause	SC	43	▼	-52.2%	-47
	Capias	CA	38	▲	+58.3%	+14
	Civil Violation	CV	1	▼	-83.3%	-5
	<b>Total</b>			<b>272</b>	▼	<b>-9.9%</b>
<b>Traffic</b>	Infraction	I	283	▲	+18.4%	+44
	Show Cause	SC	108	▼	-46.3%	-93
	Misdemeanor	M	84	▲	+64.7%	+33
	Capias	CA	18	▲	+38.5%	+5
	Felony	F	6	▲	+50.0%	+2
	Civil Violation	CV	0	▼	-100.0%	-2
	Restricted Operators License	RL	0	▼	-100.0%	-1
	<b>Total</b>			<b>499</b>	▼	<b>-2.3%</b>
<b>Civil</b>	Warrant in Debt	WD	138	▲	+24.3%	+27
	Garnishment	GA	77	▲	+51.0%	+26
	Other	OT	23	▲	+228.6%	+16
	Bond Forfeiture	BF	8	▼	-38.5%	-5
	Preliminary Protective Order	PP	7	▲	+75.0%	+3
	Unlawful Detainer	UD	7	▼	-46.2%	-6
	Overweight	OC	2	▲	-	+2
	Impoundment	IM	1	↔	-	-
	Motion for Judgment	MJ	1	▲	-	+1
	Protective Order	PO	1	▼	-50.0%	-1
	Abstract	AJ	0	▼	-100.0%	-1
	Detinue	DT	0	▼	-100.0%	-2
	Show Cause	SC	0	▼	-100.0%	-1
	<b>Total</b>			<b>265</b>	▲	<b>28.6%</b>
<b>Civil Commitments</b>	Mental Commitment	MC	40	▼	-23.1%	-12
	Temporary Detention Order	TD	8	▲	+33.3%	+2
	Emergency Custody Order	EC	6	▲	+50.0%	+2
	Other	OT	1	▼	-50.0%	-1
	<b>Total</b>			<b>55</b>	▼	<b>-14.1%</b>
<b>GRAND TOTAL</b>			<b>1,091</b>	▲	0.7%	+8

Dispositions by Major Case Category\*\*

Category	Summary	Change	% Change	Absolute Change
Felony	100	▲	+7.5%	+7
Garnishment	77	▲	+51.0%	+26
General Civil	143	▲	+26.5%	+30
Infraction/Civil Violation	286	▲	+15.8%	+39
Involuntary Civil Commitments	1	▼	-50.0%	-1
Landlord /Tenant	7	▼	-46.2%	-6
Misdemeanor	180	▼	+24.1%	+35
Other	289	▼	-30.0%	-124
Protective Orders	8	▲	+33.3%	+2

\* Compared to same time period as previous year  
 3/11/2024 12:13:57PM

\*\* Case Type Categories are defined in the 2017 Virginia Judicial Workload Assessment  
 Source: SCV-SQL-Information

**CPSS - GCMS CASELOAD STATISTICS OF THE GENERAL DISTRICT COURTS**  
January 2024 thru February 2024 Dispositions (Compared to January 2023 thru February 2023)

---

<i><b>GRAND TOTAL</b></i>	<b>1,091</b>	▲	0.7%	+8
---------------------------	--------------	---	------	----

---

\* Compared to same time period as previous year  
3/11/2024 12:13:57PM

\*\* Case Type Categories are defined in the 2017 Virginia Judicial Workload Assessment  
Source: SCV-SQL-Information

2024 Overall GRAND TOTAL		Distribution of Caseload			Change*		Percentage (%) of Caseload			
<b>1,587</b>	-391 -19.8%	<b>Criminal</b>	527	33%	-8.7%	▼	-50	<b>Criminal</b>	29.2%	33.2%
2024		<b>Traffic</b>	705	44%	-30.2%	▼	-305	<b>Traffic</b>	51.1%	44.4%
2023		<b>Civil</b>	339	21%	-8.1%	▼	-30	<b>Civil</b>	18.7%	21.4%
		<b>Civil Commitments</b>	16	1%	-27.3%	▼	-6	<b>Civil Commitments</b>	1.1%	1.0%
		<b>GRAND TOTAL</b>	<b>1,587</b>	100%	-19.8%	▼	-391	<b>GRAND TOTAL</b>	100%	100%

**Dispositions by Division & Code**

Division	Case Type Description	Code	Summary	Change	% Change	Absolute Change
<b>Criminal</b>	Misdemeanor	M	312	▼	-2.5%	-8
	Felony	F	118	▼	-23.4%	-36
	Capias	CA	69	▲	+6.2%	+4
	Civil Violation	CV	16	▼	-38.5%	-10
	Show Cause	SC	11	▼	-8.3%	-1
	Restricted Operators License	RL	1	▲	-	+1
	<b>Total</b>			<b>527</b>	▼	<b>-8.7%</b>
<b>Traffic</b>	Infraction	I	539	▼	-33.2%	-268
	Misdemeanor	M	146	▼	-20.7%	-38
	Capias	CA	10	▼	-23.1%	-3
	Felony	F	8	▲	-	+8
	Restricted Operators License	RL	1	▲	-	+1
	Show Cause	SC	1	▼	-83.3%	-5
	<b>Total</b>			<b>705</b>	▼	<b>-30.2%</b>
<b>Civil</b>	Warrant in Debt	WD	116	▼	-20.0%	-29
	Garnishment	GA	87	▲	+33.8%	+22
	Unlawful Detainer	UD	38	▼	-24.0%	-12
	Other	OT	33	▲	+22.2%	+6
	Preliminary Protective Order	PP	18	▲	+80.0%	+8
	Detinue	DT	15	▼	-44.4%	-12
	Bond Forfeiture	BF	13	▼	-45.8%	-11
	Protective Order	PO	11	▲	+450.0%	+9
	Admin License	AL	4	▲	+100.0%	+2
	Abstract	AJ	2	▼	-33.3%	-1
	Impoundment	IM	1	▼	-88.9%	-8
	Petition-Restore Arms	PR	1	↔	-	-
	Counter Claim	CC	0	▼	-100.0%	-1
	Interrogatory	IN	0	▼	-100.0%	-3
<b>Total</b>			<b>339</b>	▼	<b>-8.1%</b>	<b>-30</b>
<b>Civil Commitments</b>	Temporary Detention Order	TD	10	▼	-44.4%	-8
	Emergency Custody Order	EC	5	▲	+66.7%	+2
	Mental Commitment	MC	1	↔	-	-
<b>Total</b>			<b>16</b>	▼	<b>-27.3%</b>	<b>-6</b>
<b>GRAND TOTAL</b>			<b>1,587</b>	▼	-19.8%	-391

**Dispositions by Major Case Category\*\***

Category	Summary	Change	% Change	Absolute Change
Felony	126	▲	-18.2%	-28
Garnishment	87	▼	+27.9%	+19
General Civil	135	▼	-23.7%	-42
Infraction/Civil Violation	555	▼	-33.4%	-278
Landlord /Tenant	38	▼	-24.0%	-12
Misdemeanor	460	▲	-8.7%	-44
Other	157	▼	-12.8%	-23
Protective Orders	29	▲	+141.7%	+17
<b>GRAND TOTAL</b>	<b>1,587</b>	▼	-19.8%	-391

\* Compared to same time period as previous year  
 3/11/2024 12:13:57PM

\*\* Case Type Categories are defined in the 2017 Virginia Judicial Workload Assessment  
 Source: SCV-SQL-Information





2024 Overall GRAND TOTAL		Distribution of Caseload			Change*		Percentage (%) of Caseload			
	<b>905</b>	<b>Criminal</b>	175	19%	-22.9%	▼	-52	<b>Criminal</b>	26.0%	19.3%
	+31 3.5%	<b>Traffic</b>	577	64%	17.3%	▲	+85	<b>Traffic</b>	56.3%	63.8%
2024		<b>Civil</b>	147	16%	3.5%	▲	+5	<b>Civil</b>	16.2%	16.2%
2023		<b>Civil Commitments</b>	6	1%	-53.8%	▼	-7	<b>Civil Commitments</b>	1.5%	0.7%
		<b>GRAND TOTAL</b>	<b>905</b>	100%	3.5%	▲	+31	<b>GRAND TOTAL</b>	100%	100%

**Dispositions by Division & Code**

Division	Case Type Description	Code	Summary	Change	% Change	Absolute Change
<b>Criminal</b>	Misdemeanor	M	96	▼	-4.0%	-4
	Felony	F	52	▼	-38.1%	-32
	Capias	CA	15	▼	-44.4%	-12
	Show Cause	SC	9	▼	-18.2%	-2
	Civil Violation	CV	2	▼	-60.0%	-3
	Restricted Operators License	RL	1	▲	-	+1
	<b>Total</b>			<b>175</b>	▼	<b>-22.9%</b>
<b>Traffic</b>	Infraction	I	466	▲	+13.7%	+56
	Misdemeanor	M	100	▲	+38.9%	+28
	Capias	CA	6	▲	+20.0%	+1
	Felony	F	3	▲	-	+3
	Show Cause	SC	2	▼	-60.0%	-3
	<b>Total</b>			<b>577</b>	▲	<b>17.3%</b>
<b>Civil</b>	Warrant in Debt	WD	50	▼	-15.3%	-9
	Garnishment	GA	46	▲	+17.9%	+7
	Other	OT	15	▲	+15.4%	+2
	Unlawful Detainer	UD	11	▼	-26.7%	-4
	Preliminary Protective Order	PP	8	▲	+166.7%	+5
	Protective Order	PO	7	▲	+16.7%	+1
	Impoundment	IM	3	▲	-	+3
	Show Cause	SC	3	▲	+50.0%	+1
	Detinue	DT	2	↔	-	-
	Admin License	AL	1	▲	-	+1
	Interrogatory	IN	1	▲	-	+1
	Abstract	AJ	0	▼	-100.0%	-1
	Motion for Judgment	MJ	0	▼	-100.0%	-1
	Overweight	OC	0	▼	-100.0%	-1
<b>Total</b>			<b>147</b>	▲	<b>3.5%</b>	<b>+5</b>
<b>Civil Commitments</b>	Emergency Custody Order	EC	5	▼	-44.4%	-4
	Temporary Detention Order	TD	1	▼	-75.0%	-3
	<b>Total</b>		<b>6</b>	▼	<b>-53.8%</b>	<b>-7</b>
<b>GRAND TOTAL</b>			<b>905</b>	▲	3.5%	+31

**Dispositions by Major Case Category\*\***

Category	Summary	Change	% Change	Absolute Change
Felony	55	▲	-34.5%	-29
Garnishment	47	▲	+20.5%	+8
General Civil	55	▲	-12.7%	-8
Infraction/Civil Violation	468	▼	+12.5%	+52
Landlord /Tenant	11	▼	-26.7%	-4
Misdemeanor	197	▲	+14.5%	+25
Other	57	▲	-25.0%	-19
Protective Orders	15	▲	+66.7%	+6
<b>GRAND TOTAL</b>	<b>905</b>	▲	3.5%	+31

\* Compared to same time period as previous year  
 3/11/2024 12:13:57PM

\*\* Case Type Categories are defined in the 2017 Virginia Judicial Workload Assessment  
 Source: SCV-SQL-Information

2024 Overall GRAND TOTAL		Distribution of Caseload			Change*		Percentage (%) of Caseload			
<b>1,048</b>	-131 -11.1%	<b>Criminal</b>	198	19%	-23.3%	▼	-60	<b>Criminal</b>	2023 21.9%	2024 18.9%
2024		<b>Traffic</b>	751	72%	-7.7%	▼	-63	<b>Traffic</b>	69.0%	71.7%
2023		<b>Civil</b>	95	9%	-9.5%	▼	-10	<b>Civil</b>	8.9%	9.1%
		<b>Civil Commitments</b>	4	0%	100.0%	▲	+2	<b>Civil Commitments</b>	0.2%	0.4%
		<b>GRAND TOTAL</b>	<b>1,048</b>	100%	-11.1%	▼	-131	<b>GRAND TOTAL</b>	100%	100%

**Dispositions by Division & Code**

Division	Case Type Description	Code	Summary	Change	% Change	Absolute Change
<b>Criminal</b>	Misdemeanor	M	115	▼	-12.2%	-16
	Felony	F	60	▼	-23.1%	-18
	Capias	CA	15	▼	-50.0%	-15
	Show Cause	SC	6	▼	-62.5%	-10
	Civil Violation	CV	2	▼	-33.3%	-1
	<b>Total</b>			<b>198</b>	▼	<b>-23.3%</b>
<b>Traffic</b>	Infraction	I	606	▼	-3.0%	-19
	Misdemeanor	M	135	▼	-20.6%	-35
	Felony	F	5	▲	+25.0%	+1
	Show Cause	SC	3	▼	-25.0%	-1
	Capias	CA	2	▼	-80.0%	-8
	Civil Violation	CV	0	▼	-100.0%	-1
	<b>Total</b>			<b>751</b>	▼	<b>-7.7%</b>
<b>Civil</b>	Garnishment	GA	34	▼	-2.9%	-1
	Warrant in Debt	WD	30	▼	-30.2%	-13
	Other	OT	9	▼	-	-
	Preliminary Protective Order	PP	8	▲	+166.7%	+5
	Unlawful Detainer	UD	5	▼	-28.6%	-2
	Protective Order	PO	3	▼	-25.0%	-1
	Detinue	DT	2	▲	-	+2
	Abstract	AJ	1	▲	-	+1
	Admin License	AL	1	▼	-50.0%	-1
	Overweight	OC	1	▲	-	+1
	Restricted Operators License	RL	1	▲	-	+1
	Impoundment	IM	0	▼	-100.0%	-1
	Show Cause	SC	0	▼	-100.0%	-1
	<b>Total</b>			<b>95</b>	▼	<b>-9.5%</b>
<b>Civil Commitments</b>	Emergency Custody Order	EC	2	▲	+100.0%	+1
	Temporary Detention Order	TD	2	▲	+100.0%	+1
	<b>Total</b>			<b>4</b>	▲	<b>100.0%</b>
<b>GRAND TOTAL</b>			<b>1,048</b>	▼	-11.1%	-131

**Dispositions by Major Case Category\*\***

Category	Summary	Change	% Change	Absolute Change
Felony	65	▲	-20.7%	-17
Garnishment	34	▼	-2.9%	-1
General Civil	33	▲	-26.7%	-12
Infraction/Civil Violation	609	▲	-3.2%	-20
Landlord /Tenant	5	▼	-28.6%	-2
Misdemeanor	251	▲	-16.6%	-50
Other	40	▲	-45.2%	-33
Protective Orders	11	▲	+57.1%	+4
<b>GRAND TOTAL</b>	<b>1,048</b>	▼	-11.1%	-131

\* Compared to same time period as previous year  
 3/11/2024 12:13:57PM

\*\* Case Type Categories are defined in the 2017 Virginia Judicial Workload Assessment  
 Source: SCV-SQL-Information

2024 Overall GRAND TOTAL		Distribution of Caseload			Change*		Percentage (%) of Caseload		
<b>2,092</b>	+60 3.0%	<b>Criminal</b>	588	28%	0.5% ▲	+3	<b>Criminal</b>	28.8%	28.1%
2024	↑	<b>Traffic</b>	1,097	52%	8.1% ▲	+82	<b>Traffic</b>	50.0%	52.4%
2023		<b>Civil</b>	383	18%	-6.1% ▼	-25	<b>Civil</b>	20.1%	18.3%
		<b>Civil Commitments</b>	24	1%	0.0%	0	<b>Civil Commitments</b>	1.2%	1.1%
		<b>GRAND TOTAL</b>	<b>2,092</b>	100%	3.0% ▲	+60	<b>GRAND TOTAL</b>	100%	100%

Dispositions by Division & Code

Division	Case Type Description	Code	Summary	Change	% Change	Absolute Change
<b>Criminal</b>	Misdemeanor	M	388	▲	+7.8%	+28
	Felony	F	75	▼	-33.6%	-38
	Capias	CA	67	▼	-4.3%	-3
	Show Cause	SC	49	▲	+69.0%	+20
	Civil Violation	CV	9	▼	-30.8%	-4
	<b>Total</b>			<b>588</b>	▲	<b>0.5%</b>
<b>Traffic</b>	Infraction	I	747	▲	+7.6%	+53
	Misdemeanor	M	309	▲	+8.0%	+23
	Capias	CA	20	▲	+25.0%	+4
	Show Cause	SC	16	▲	+23.1%	+3
	Felony	F	4	▼	-20.0%	-1
	Civil Violation	CV	1	↔		-
	<b>Total</b>			<b>1,097</b>	▲	<b>8.1%</b>
<b>Civil</b>	Garnishment	GA	137	▼	-1.4%	-2
	Warrant in Debt	WD	116	▲	+3.6%	+4
	Other	OT	54	▼	+5.9%	+3
	Unlawful Detainer	UD	39	▼	-23.5%	-12
	Preliminary Protective Order	PP	14	▲	+55.6%	+5
	Bond Forfeiture	BF	5	▼	-50.0%	-5
	Detinue	DT	5	↔		-
	Impoundment	IM	4	▲	+100.0%	+2
	Admin License	AL	2	↔		-
	Protective Order	PO	2	▼	-50.0%	-2
	Restricted Operators License	RL	2	▲	-	+2
	Show Cause	SC	2	▼	-75.0%	-6
	Motion for Judgment	MJ	1	▼	-80.0%	-4
	Capias	CA	0	▼	-100.0%	-9
	Petition-Restore Arms	PR	0	▼	-100.0%	-1
<b>Total</b>			<b>383</b>	▼	<b>-6.1%</b>	<b>-25</b>
<b>Civil Commitments</b>	Emergency Custody Order	EC	12	↔		-
	Temporary Detention Order	TD	11	▲	+57.1%	+4
	Other	OT	1	▲	-	+1
	Mental Commitment	MC	0	▼	-100.0%	-5
<b>Total</b>			<b>24</b>		<b>0.0%</b>	<b>0</b>
<b>GRAND TOTAL</b>			<b>2,092</b>	▲	3.0%	+60

Dispositions by Major Case Category\*\*

Category	Summary	Change	% Change	Absolute Change
Felony	79	▼	-33.1%	-39
Garnishment	137	▼	-1.4%	-2
General Civil	132	▼	-7.7%	-11
Infraction/Civil Violation	757	▼	+6.9%	+49
Involuntary Civil Commitments	1	▲	-	+1
Landlord /Tenant	39	▼	-23.5%	-12
Misdemeanor	699	▲	+8.2%	+53
Other	232	▼	+8.4%	+18
Protective Orders	16	▲	+23.1%	+3

\* Compared to same time period as previous year  
 3/11/2024 12:13:57PM

\*\* Case Type Categories are defined in the 2017 Virginia Judicial Workload Assessment  
 Source: SCV-SQL-Information

**CPSS - GCMS CASELOAD STATISTICS OF THE GENERAL DISTRICT COURTS**  
January 2024 thru February 2024 Dispositions (Compared to January 2023 thru February 2023)

---

<i><b>GRAND TOTAL</b></i>	<b>2,092</b>	▲	3.0%	+60
---------------------------	--------------	---	------	-----

---

\* Compared to same time period as previous year  
3/11/2024 12:13:57PM

\*\* Case Type Categories are defined in the 2017 Virginia Judicial Workload Assessment  
Source: SCV-SQL-Information

2024 Overall GRAND TOTAL		Distribution of Caseload			Change*		Percentage (%) of Caseload		
<b>20,036</b>	+2,827 16.4%	<b>Criminal</b>	3,538	18%	28.6% ▲	+786	<b>Criminal</b>	2023 16.0%	2024 17.7%
2024	↑	<b>Traffic</b>	11,644	58%	17.8% ▲	+1,757	<b>Traffic</b>	57.5%	58.1%
2023		<b>Civil</b>	4,684	23%	6.5% ▲	+284	<b>Civil</b>	25.6%	23.4%
		<b>Civil Commitments</b>	170	1%	0.0%	0	<b>Civil Commitments</b>	1.0%	0.8%
		<b>GRAND TOTAL</b>	<b>20,036</b>	100%	16.4% ▲	+2,827	<b>GRAND TOTAL</b>	100%	100%

**Dispositions by Division & Code**

Division	Case Type Description	Code	Summary	Change	% Change	Absolute Change
<b>Criminal</b>	Misdemeanor	M	1,642	▲	+15.1%	+216
	Felony	F	860	▲	+19.4%	+140
	Capias	CA	778	▲	+104.7%	+398
	Show Cause	SC	161	▲	+11.8%	+17
	Civil Violation	CV	97	▲	+18.3%	+15
	<b>Total</b>			<b>3,538</b>	<b>▲</b>	<b>28.6%</b>
<b>Traffic</b>	Infraction	I	9,584	▲	+19.0%	+1,532
	Misdemeanor	M	1,939	▲	+14.3%	+243
	Capias	CA	55	▲	+129.2%	+31
	Felony	F	24	▼	-53.8%	-28
	Civil Violation	CV	17	▼	-22.7%	-5
	Show Cause	SC	11	▼	-8.3%	-1
	Other	O	8	▼	-69.2%	-18
	Restricted Operators License	RL	6	▲	+100.0%	+3
	<b>Total</b>			<b>11,644</b>	<b>▲</b>	<b>17.8%</b>
<b>Civil</b>	Warrant in Debt	WD	1,857	▲	+14.1%	+229
	Garnishment	GA	1,142	▼	-9.3%	-117
	Unlawful Detainer	UD	925	▲	+31.2%	+220
	Admin License	AL	155	▲	+2.0%	+3
	Zoning Violation	ZO	121	▼	-23.9%	-38
	Other	OT	111	▲	+32.1%	+27
	Preliminary Protective Order	PP	74	↔		-
	Show Cause	SC	69	▼	-22.5%	-20
	Abstract	AJ	54	▲	+20.0%	+9
	Protective Order	PO	53	▼	-18.5%	-12
	Interrogatory	IN	52	▼	-18.8%	-12
	Impoundment	IM	24	▼	-25.0%	-8
	Counter Claim	CC	12	▲	+500.0%	+10
	Tenants Assertion	TA	9	▲	+28.6%	+2
	Capias	CA	6	↔		-
	Motion for Judgment	MJ	6	▲	+20.0%	+1
	Detinue	DT	4	▼	-69.2%	-9
	Overweight	OC	4	▼	-42.9%	-3
	Bond Forfeiture	BF	2	↔		-
	Petition-Restore Arms	PR	2	▲		+2
	Motor Carrier	MC	1	▲		+1
Third Party Claim	TH	1	▼	-50.0%	-1	
<b>Total</b>			<b>4,684</b>	<b>▲</b>	<b>6.5%</b>	<b>+284</b>
<b>Civil Commitments</b>	Mental Commitment	MC	76	▲	+33.3%	+19
	Temporary Detention Order	TD	72	▼	-5.3%	-4
	Emergency Custody Order	EC	17	▼	-50.0%	-17
	Petition	PT	5	▲	+400.0%	+4
	Medical Emergency Custody Order	ME	0	▼	-100.0%	-2
<b>Total</b>			<b>170</b>	<b>▲</b>	<b>0.0%</b>	<b>0</b>
<b>GRAND TOTAL</b>			<b>20,036</b>	<b>▲</b>	16.4%	+2,827

\* Compared to same time period as previous year  
 3/11/2024 12:13:57PM

\*\* Case Type Categories are defined in the 2017 Virginia Judicial Workload Assessment  
 Source: SCV-SQL-Information

**Dispositions by Major Case Category\*\***

Category	Summary	Change	% Change	Absolute Change
Felony	884	▼	+14.5%	+112
Garnishment	1,194	▼	-9.8%	-129
General Civil	1,929	▲	+14.1%	+239
Infraction/Civil Violation	9,711	▲	+18.6%	+1,522
Involuntary Civil Commitments	5	▲	+400.0%	+4
Landlord /Tenant	934	▲	+31.2%	+222
Misdemeanor	3,708	▲	+12.9%	+424
Other	1,544	▲	+40.5%	+445
Protective Orders	127	▼	-8.6%	-12
<b>GRAND TOTAL</b>	<b>20,036</b>	▲	16.4%	+2,827

\* Compared to same time period as previous year  
 3/11/2024 12:13:57PM

\*\* Case Type Categories are defined in the 2017 Virginia Judicial Workload Assessment  
 Source: SCV-SQL-Information

2024 Overall GRAND TOTAL		Distribution of Caseload			Change*		Percentage (%) of Caseload		
<b>2,541</b>	+549 27.6%	<b>Criminal</b>	212	8%	0.5% ▲	+1	<b>Criminal</b>	2023 10.6%	2024 8.3%
2024		<b>Traffic</b>	1,828	72%	43.0% ▲	+550	<b>Traffic</b>	64.2%	71.9%
2023		<b>Civil</b>	479	19%	-2.8% ▼	-14	<b>Civil</b>	24.7%	18.9%
		<b>Civil Commitments</b>	22	1%	120.0% ▲	+12	<b>Civil Commitments</b>	0.5%	0.9%
		<b>GRAND TOTAL</b>	<b>2,541</b>	100%	27.6% ▲	+549	<b>GRAND TOTAL</b>	100%	100%

Dispositions by Division & Code

Division	Case Type Description	Code	Summary	Change	% Change	Absolute Change
<b>Criminal</b>	Misdemeanor	M	148	▲	+35.8%	+39
	Felony	F	28	▼	-61.6%	-45
	Show Cause	SC	20	▲	+33.3%	+5
	Capias	CA	12	▲	+33.3%	+3
	Civil Violation	CV	4	▼	-20.0%	-1
	<b>Total</b>			<b>212</b>	▲	<b>0.5%</b>
<b>Traffic</b>	Infraction	I	1,389	▲	+39.2%	+391
	Misdemeanor	M	424	▲	+60.6%	+160
	Capias	CA	7	▼	-30.0%	-3
	Felony	F	4	▲	+300.0%	+3
	Show Cause	SC	4	↔	-	-
	Civil Violation	CV	0	▼	-100.0%	-1
	<b>Total</b>			<b>1,828</b>	▲	<b>43.0%</b>
<b>Civil</b>	Warrant in Debt	WD	195	▼	-13.3%	-30
	Garnishment	GA	183	▲	+4.6%	+8
	Unlawful Detainer	UD	37	▲	+37.0%	+10
	Detinue	DT	17	↔	-	-
	Other	OT	14	▼	-22.2%	-4
	Preliminary Protective Order	PP	12	▲	+9.1%	+1
	Protective Order	PO	10	▼	-28.6%	-4
	Admin License	AL	4	▲	+300.0%	+3
	Impoundment	IM	2	▲	-	+2
	Abstract	AJ	1	▼	-75.0%	-3
	Motion for Judgment	MJ	1	▲	-	+1
	Overweight	OC	1	▲	-	+1
	Tenants Assertion	TA	1	▲	-	+1
	Third Party Claim	TH	1	▲	-	+1
	Counter Claim	CC	0	▼	-100.0%	-1
<b>Total</b>			<b>479</b>	▼	<b>-2.8%</b>	<b>-14</b>
<b>Civil Commitments</b>	Temporary Detention Order	TD	15	▲	+66.7%	+6
	Emergency Custody Order	EC	6	▲	+500.0%	+5
	Mental Commitment	MC	1	▲	-	+1
<b>Total</b>			<b>22</b>	▲	<b>120.0%</b>	<b>+12</b>
<b>GRAND TOTAL</b>			<b>2,541</b>	▲	27.6%	+549

Dispositions by Major Case Category\*\*

Category	Summary	Change	% Change	Absolute Change
Felony	32	▲	-56.8%	-42
Garnishment	183	▲	+4.6%	+8
General Civil	215	▲	-11.9%	-29
Infraction/Civil Violation	1,394	▲	+38.8%	+390
Landlord /Tenant	38	▲	+40.7%	+11
Misdemeanor	572	▲	+53.4%	+199
Other	85	▲	+21.4%	+15
Protective Orders	22	▼	-12.0%	-3
<b>GRAND TOTAL</b>	<b>2,541</b>	▲	27.6%	+549

\* Compared to same time period as previous year  
 3/11/2024 12:13:57PM

\*\* Case Type Categories are defined in the 2017 Virginia Judicial Workload Assessment  
 Source: SCV-SQL-Information





2024 Overall GRAND TOTAL		Distribution of Caseload			Change*		Percentage (%) of Caseload		
<b>5,099</b>	+1,265 33.0%	<b>Criminal</b>	150	3%	22.0% ▲	+27	<b>Criminal</b>	2023 3.2%	2024 2.9%
2024	↑	<b>Traffic</b>	4,764	93%	35.6% ▲	+1,251	<b>Traffic</b>	91.6%	93.4%
2023		<b>Civil</b>	183	4%	-4.7% ▼	-9	<b>Civil</b>	5.0%	3.6%
		<b>Civil Commitments</b>	2	0%	-66.7% ▼	-4	<b>Civil Commitments</b>	0.2%	0.0%
		<b>GRAND TOTAL</b>	<b>5,099</b>	100%	33.0% ▲	+1,265	<b>GRAND TOTAL</b>	100%	100%

Dispositions by Division & Code

Division	Case Type Description	Code	Summary	Change	% Change	Absolute Change
<b>Criminal</b>	Misdemeanor	M	83	▲	+27.7%	+18
	Felony	F	54	▲	+25.6%	+11
	Capias	CA	5	▼	-44.4%	-4
	Show Cause	SC	5	▲	+25.0%	+1
	Civil Violation	CV	3	▲	+50.0%	+1
	<b>Total</b>			<b>150</b>	▲	<b>22.0%</b>
<b>Traffic</b>	Infraction	I	3,954	▲	+36.2%	+1,050
	Misdemeanor	M	778	▲	+31.6%	+187
	Capias	CA	25	▲	+56.3%	+9
	Felony	F	6	▲	+500.0%	+5
	Show Cause	SC	1	↔		-
	<b>Total</b>			<b>4,764</b>	▲	<b>35.6%</b>
<b>Civil</b>	Warrant in Debt	WD	76	▼	-3.8%	-3
	Garnishment	GA	54	▼	-28.0%	-21
	Unlawful Detainer	UD	17	▲	+21.4%	+3
	Other	OT	14	▲	+100.0%	+7
	Detinue	DT	6	▲	+200.0%	+4
	Preliminary Protective Order	PP	6	▲	+500.0%	+5
	Abstract	AJ	3	▼	-40.0%	-2
	Admin License	AL	3	▼	-25.0%	-1
	Protective Order	PO	3	▲	+50.0%	+1
	Impoundment	IM	1	▼	-50.0%	-1
	Show Cause	SC	0	▼	-100.0%	-1
	<b>Total</b>			<b>183</b>	▼	<b>-4.7%</b>
<b>Civil Commitments</b>	Emergency Custody Order	EC	1	▼	-50.0%	-1
	Temporary Detention Order	TD	1	▼	-75.0%	-3
	<b>Total</b>		<b>2</b>	▼	<b>-66.7%</b>	<b>-4</b>
<b>GRAND TOTAL</b>			<b>5,099</b>	▲	33.0%	+1,265

Dispositions by Major Case Category\*\*

Category	Summary	Change	% Change	Absolute Change	
Felony	60	▲	+36.4%	+16	
Garnishment	54	▼	-28.0%	-21	
General Civil	84	▲	+2.4%	+2	
Infraction/Civil Violation	3,957	▲	+36.2%	+1,051	
Landlord /Tenant	17	▲	+21.4%	+3	
Misdemeanor	861	▲	+31.3%	+205	
Other	57	▼	+5.6%	+3	
Protective Orders	9	▲	+200.0%	+6	
<b>GRAND TOTAL</b>		<b>5,099</b>	▲	33.0%	+1,265

\* Compared to same time period as previous year  
 3/11/2024 12:13:57PM

\*\* Case Type Categories are defined in the 2017 Virginia Judicial Workload Assessment  
 Source: SCV-SQL-Information