



2024 Overall GRAND TOTAL		Distribution of Caseload			Change*		Percentage (%) of Caseload		
197,899	+16,160 8.9%	Criminal	27,397	14%	8.3% ▲	+2,110	Criminal	2023 13.9%	2024 13.8%
2024 	↑	Traffic	114,021	58%	12.1% ▲	+12,270	Traffic	56.0%	57.6%
2023 		Civil	52,455	27%	3.5% ▲	+1,770	Civil	27.9%	26.5%
		Civil Commitments	4,026	2%	0.2% ▲	+10	Civil Commitments	2.2%	2.0%
		GRAND TOTAL	197,899	100%	8.9% ▲	+16,160	GRAND TOTAL	100%	100%

Dispositions by Division & Code

Division	Case Type Description	Code	Summary	Change	% Change	Absolute Change
Criminal	Misdemeanor	M	15,698	▲	+11.3%	+1,595
	Felony	F	6,947	▼	-3.6%	-256
	Capias	CA	2,924	▲	+32.1%	+710
	Show Cause	SC	1,224	▼	-1.8%	-22
	Civil Violation	CV	590	▲	+19.9%	+98
	Motion	MO	9	▼	-43.8%	-7
	Restricted Operators License	RL	5	▼	-61.5%	-8
	Total			27,397	▲	8.3%
Traffic	Infraction	I	89,376	▲	+13.8%	+10,809
	Misdemeanor	M	21,784	▲	+7.0%	+1,429
	Capias	CA	1,070	▲	+7.2%	+72
	Show Cause	SC	606	▼	-4.0%	-25
	Civil Violation	CV	422	▲	+65.5%	+167
	Other	O	346	▼	-34.7%	-184
	Felony	F	333	▲	+4.4%	+14
	Restricted Operators License	RL	46	▼	-19.3%	-11
Motion	MO	38	▼	-2.6%	-1	
Total			114,021	▲	12.1%	+12,270
Civil	Warrant in Debt	WD	18,157	▲	+16.7%	+2,599
	Garnishment	GA	13,545	▼	-8.0%	-1,178
	Unlawful Detainer	UD	13,053	▲	+8.4%	+1,014
	Other	OT	1,503	▲	-3.3%	-52
	Admin License	AL	1,040	↔		-
	Preliminary Protective Order	PP	988	▼	-0.3%	-3
	Protective Order	PO	717	▲	+20.1%	+120
	Detinue	DT	626	▼	-18.9%	-146
	Show Cause	SC	514	▼	-32.3%	-245
	Interrogatory	IN	470	▼	-9.4%	-49
	Motion for Judgment	MJ	419	▼	-21.1%	-112
	Abstract	AJ	368	▼	-23.5%	-113
	Bond Forfeiture	BF	340	▼	-4.0%	-14
	Impoundment	IM	329	▲	+9.7%	+29
	Zoning Violation	ZO	148	▼	-28.8%	-60
	Tenants Assertion	TA	88	▼	-3.3%	-3
	Counter Claim	CC	47	▼	-21.7%	-13
	Overweight	OC	38	▲	+15.2%	+5
	Petition-Restore Arms	PR	20	▼	-16.7%	-4
	Capias	CA	16	▼	-60.0%	-24
	Motor Carrier	MC	7	▲	+600.0%	+6
	Detinue Seizure	DZ	5	▲	-	+5
	Restricted Operators License	RL	5	▲	+400.0%	+4
	Third Party Claim	TH	5	▲	+25.0%	+1
	Cross Claim	CR	2	↔		-
	Interrogatory-Not	IC	2	▲	+100.0%	+1
	Distress Seizure	DS	1	▲	-	+1
	Emergency Substantial Risk Order	SR	1	▲	-	+1
	Petition to Require Blood Test	BT	1	▲	-	+1
	Mechanic's Lien	ML	0	▼	-100.0%	-1
Total			52,455	▲	3.5%	+1,770
Civil Commitments	Mental Commitment	MC	1,831	▲	+6.6%	+114
	Temporary Detention Order	TD	1,197	▼	-6.4%	-82
	Emergency Custody Order	EC	545	▼	-16.4%	-107

* Compared to same time period as previous year
 2/15/2024 10:07:08AM

** Case Type Categories are defined in the 2017 Virginia Judicial Workload Assessment
 Source: SCV-SQL-Information

			Summary	Change	% Change	Absolute Change
Civil Commitments	Other	OT	376	▲	+20.1%	+63
	Medical Emergency Temporary Detention Order	MT	41	▲	+32.3%	+10
	Petition	PT	36	▲	+80.0%	+16
	Medical Emergency Custody Order	ME	0	▼	-100.0%	-4
	Total		4,026	▲	0.2%	+10
GRAND TOTAL			197,899	▲	8.9%	+16,160

Dispositions by Major Case Category**

Category	Summary	Change	% Change	Absolute Change
Felony	7,280	▲	-3.2%	-242
Garnishment	14,015	▼	-8.1%	-1,227
General Civil	19,499	▲	+14.1%	+2,403
Infraction/Civil Violation	90,779	▲	+13.6%	+10,901
Involuntary Civil Commitments	412	▲	+23.7%	+79
Landlord /Tenant	13,141	▲	+8.3%	+1,011
Misdemeanor	37,686	▲	+8.5%	+2,949
New to Workload Study	1	▲	-	+1
Other	13,381	▲	+1.3%	+168
Protective Orders	1,705	▲	+7.4%	+117
GRAND TOTAL	197,899	▲	8.9%	+16,160

* Compared to same time period as previous year
 2/15/2024 10:07:08AM

** Case Type Categories are defined in the 2017 Virginia Judicial Workload Assessment
 Source: SCV-SQL-Information

2024 Overall GRAND TOTAL		Distribution of Caseload			Change*		Percentage (%) of Caseload		
4,331	+812 23.1%	Criminal	566	13%	17.9% ▲	+86	Criminal	2023 13.6%	2024 13.1%
2024		Traffic	1,451	34%	62.1% ▲	+556	Traffic	25.4%	33.5%
2023		Civil	2,244	52%	9.6% ▲	+197	Civil	58.2%	51.8%
		Civil Commitments	70	2%	-27.8% ▼	-27	Civil Commitments	2.8%	1.6%
		GRAND TOTAL	4,331	100%	23.1% ▲	+812	GRAND TOTAL	100%	100%

Dispositions by Division & Code

Division	Case Type Description	Code	Summary	Change	% Change	Absolute Change
Criminal	Misdemeanor	M	302	▲	+33.0%	+75
	Felony	F	187	↔		-
	Capias	CA	65	▲	+62.5%	+25
	Show Cause	SC	11	▼	-50.0%	-11
	Civil Violation	CV	1	▼	-75.0%	-3
	Total			566	▲	17.9%
Traffic	Infraction	I	755	▲	+65.6%	+299
	Misdemeanor	M	399	▲	+53.5%	+139
	Civil Violation	CV	196	▲	+104.2%	+100
	Capias	CA	43	▼	-2.3%	-1
	Felony	F	27	▲	+28.6%	+6
	Other	O	22	▲	+450.0%	+18
	Show Cause	SC	9	▼	-35.7%	-5
	Total			1,451	▲	62.1%
Civil	Warrant in Debt	WD	844	▲	+53.2%	+293
	Garnishment	GA	749	▲	+1.2%	+9
	Unlawful Detainer	UD	384	▼	-7.2%	-30
	Zoning Violation	ZO	55	▼	-25.7%	-19
	Other	OT	38	▲	-2.6%	-1
	Preliminary Protective Order	PP	32	▲	+33.3%	+8
	Show Cause	SC	29	▼	-14.7%	-5
	Admin License	AL	28	▼	-30.0%	-12
	Protective Order	PO	26	▼	-7.1%	-2
	Detinue	DT	12	▼	-57.1%	-16
	Impoundment	IM	11	▲	+10.0%	+1
	Interrogatory	IN	10	▼	-37.5%	-6
	Abstract	AJ	9	▲	+125.0%	+5
	Bond Forfeiture	BF	8	▼	-42.9%	-6
	Motion for Judgment	MJ	4	▼	-83.3%	-20
	Tenants Assertion	TA	3	▲	+200.0%	+2
	Counter Claim	CC	1	↔		-
	Third Party Claim	TH	1	▲	-	+1
	Capias	CA	0	▼	-100.0%	-2
	Overweight	OC	0	▼	-100.0%	-3
Total			2,244	▲	9.6%	+197
Civil Commitments	Emergency Custody Order	EC	27	▼	-32.5%	-13
	Temporary Detention Order	TD	24	▼	-14.3%	-4
	Mental Commitment	MC	18	▼	-35.7%	-10
	Other	OT	1	▲	-	+1
	Medical Emergency Custody Order	ME	0	▼	-100.0%	-1
Total			70	▼	-27.8%	-27
GRAND TOTAL			4,331	▲	23.1%	+812

Dispositions by Major Case Category**

Category	Summary	Change	% Change	Absolute Change
Felony	214	▲	+2.9%	+6
Garnishment	759	▼	+0.4%	+3
General Civil	863	▲	+43.1%	+260

* Compared to same time period as previous year
 2/15/2024 10:07:08AM

** Case Type Categories are defined in the 2017 Virginia Judicial Workload Assessment
 Source: SCV-SQL-Information

CPSS - GCMS CASELOAD STATISTICS OF THE GENERAL DISTRICT COURTS

January 2024 thru January 2024 Dispositions (Compared to January 2023 thru January 2023)

Infraction/Civil Violation	974	▲	+73.0%	+411
Involuntary Civil Commitments	1	▲	-	+1
Landlord /Tenant	387	▲	-6.7%	-28
Misdemeanor	756	▲	+34.8%	+195
Other	319	▲	-11.6%	-42
Protective Orders	58	▲	+11.5%	+6
GRAND TOTAL	4,331	▲	23.1%	+812

* Compared to same time period as previous year
2/15/2024 10:07:08AM

** Case Type Categories are defined in the 2017 Virginia Judicial Workload Assessment
Source: SCV-SQL-Information

2024 Overall GRAND TOTAL		Distribution of Caseload			Change*		Percentage (%) of Caseload		
10,437	+475 4.8%	Criminal	1,343	13%	6.2% ▲	+78	Criminal	2023 12.7%	2024 12.9%
2024	↑	Traffic	4,223	40%	14.1% ▲	+521	Traffic	37.2%	40.5%
2023		Civil	4,724	45%	-2.0% ▼	-98	Civil	48.4%	45.3%
		Civil Commitments	147	1%	-15.0% ▼	-26	Civil Commitments	1.7%	1.4%
		GRAND TOTAL	10,437	100%	4.8% ▲	+475	GRAND TOTAL	100%	100%

Dispositions by Division & Code

Division	Case Type Description	Code	Summary	Change	% Change	Absolute Change
Criminal	Misdemeanor	M	817	▲	+13.3%	+96
	Felony	F	370	▼	-13.3%	-57
	Capias	CA	79	▲	+16.2%	+11
	Civil Violation	CV	53	▲	+71.0%	+22
	Show Cause	SC	24	▲	+33.3%	+6
	Total			1,343	▲	6.2%
Traffic	Infraction	I	3,050	▲	+25.6%	+621
	Misdemeanor	M	996	▼	-10.6%	-118
	Capias	CA	86	▲	+19.4%	+14
	Other	O	34	▲	+17.2%	+5
	Show Cause	SC	33	▲	+17.9%	+5
	Civil Violation	CV	22	▼	-26.7%	-8
	Restricted Operators License	RL	2	▲	-	+2
	Total			4,223	▲	14.1%
Civil	Garnishment	GA	1,628	▼	-2.4%	-40
	Warrant in Debt	WD	1,339	▲	+19.4%	+218
	Unlawful Detainer	UD	1,053	▼	-7.0%	-79
	Motion for Judgment	MJ	166	▼	-22.8%	-49
	Admin License	AL	117	▲	+10.4%	+11
	Other	OT	75	▲	-5.1%	-4
	Abstract	AJ	62	▼	-47.9%	-57
	Protective Order	PO	55	▲	+71.9%	+23
	Preliminary Protective Order	PP	53	▼	-30.3%	-23
	Show Cause	SC	49	▼	-31.9%	-23
	Bond Forfeiture	BF	35	▼	-37.5%	-21
	Interrogatory	IN	31	▼	-3.1%	-1
	Detinue	DT	28	▼	-44.0%	-22
	Tenants Assertion	TA	12	▲	+50.0%	+4
	Overweight	OC	8	▲	+60.0%	+3
	Impoundment	IM	5	▼	-86.8%	-33
	Counter Claim	CC	4	▼	-33.3%	-2
	Capias	CA	1	▼	-66.7%	-2
	Petition-Restore Arms	PR	1	▼	-66.7%	-2
	Restricted Operators License	RL	1	▲	-	+1
	Third Party Claim	TH	1	▲	-	+1
	Cross Claim	CR	0	▼	-100.0%	-1
Total			4,724	▼	-2.0%	-98
Civil Commitments	Mental Commitment	MC	73	▼	-29.8%	-31
	Temporary Detention Order	TD	50	▼	-3.8%	-2
	Other	OT	17	▲	+70.0%	+7
	Emergency Custody Order	EC	6	▼	-14.3%	-1
	Medical Emergency Temporary Detention Order	MT	1	▲	-	+1
Total			147	▼	-15.0%	-26
GRAND TOTAL			10,437	▲	4.8%	+475

* Compared to same time period as previous year
 2/15/2024 10:07:08AM

** Case Type Categories are defined in the 2017 Virginia Judicial Workload Assessment
 Source: SCV-SQL-Information

Dispositions by Major Case Category**

Category	Summary	Change	% Change	Absolute Change
Felony	370	▼	-13.3%	-57
Garnishment	1,659	▼	-2.4%	-41
General Civil	1,537	▲	+10.6%	+147
Infraction/Civil Violation	3,167	▲	+25.5%	+643
Involuntary Civil Commitments	17	▲	+70.0%	+7
Landlord /Tenant	1,065	▲	-6.6%	-75
Misdemeanor	1,816	▲	-1.0%	-19
Other	698	▲	-15.7%	-130
Protective Orders	108	▲		0
GRAND TOTAL	10,437	▲	4.8%	+475

* Compared to same time period as previous year
 2/15/2024 10:07:08AM

** Case Type Categories are defined in the 2017 Virginia Judicial Workload Assessment
 Source: SCV-SQL-Information

2024 Overall GRAND TOTAL		Distribution of Caseload			Change*		Percentage (%) of Caseload		
2,646	+593 28.9%	Criminal	359	14%	-10.9% ▼	-44	Criminal	2023 19.6%	2024 13.6%
2024	↑	Traffic	1,144	43%	51.9% ▲	+391	Traffic	36.7%	43.2%
2023		Civil	1,093	41%	28.0% ▲	+239	Civil	41.6%	41.3%
		Civil Commitments	50	2%	16.3% ▲	+7	Civil Commitments	2.1%	1.9%
		GRAND TOTAL	2,646	100%	28.9% ▲	+593	GRAND TOTAL	100%	100%

Dispositions by Division & Code

Division	Case Type Description	Code	Summary	Change	% Change	Absolute Change
Criminal	Misdemeanor	M	205	▼	-14.9%	-36
	Felony	F	111	▼	-7.5%	-9
	Capias	CA	34	▲	+3.0%	+1
	Show Cause	SC	8	▲	+166.7%	+5
	Civil Violation	CV	1	▼	-83.3%	-5
	Total			359	▼	-10.9%
Traffic	Infraction	I	984	▲	+72.0%	+412
	Misdemeanor	M	107	▼	-28.2%	-42
	Capias	CA	33	▲	+175.0%	+21
	Show Cause	SC	20	▲	+5.3%	+1
	Restricted Operators License	RL	0	▼	-100.0%	-1
	Total			1,144	▲	51.9%
Civil	Unlawful Detainer	UD	424	▲	+13.7%	+51
	Garnishment	GA	308	▲	+136.9%	+178
	Warrant in Debt	WD	245	▲	+5.6%	+13
	Preliminary Protective Order	PP	29	▼	-37.0%	-17
	Other	OT	25	▲	+127.3%	+14
	Protective Order	PO	24	▲	+20.0%	+4
	Detinue	DT	11	▲	-	+11
	Show Cause	SC	10	↔	-	-
	Interrogatory	IN	8	▲	+100.0%	+4
	Abstract	AJ	4	▼	-20.0%	-1
	Counter Claim	CC	3	▲	+200.0%	+2
	Admin License	AL	1	↔	-	-
	Capias	CA	1	▼	-50.0%	-1
	Motion for Judgment	MJ	0	▼	-100.0%	-17
	Petition-Restore Arms	PR	0	▼	-100.0%	-1
	Tenants Assertion	TA	0	▼	-100.0%	-1
Total			1,093	▲	28.0%	+239
Civil Commitments	Mental Commitment	MC	34	▲	+385.7%	+27
	Emergency Custody Order	EC	15	▼	-55.9%	-19
	Other	OT	1	▼	-50.0%	-1
Total			50	▲	16.3%	+7
GRAND TOTAL			2,646	▲	28.9%	+593

Dispositions by Major Case Category**

Category	Summary	Change	% Change	Absolute Change
Felony	111	▼	-7.5%	-9
Garnishment	316	▲	+135.8%	+182
General Civil	258	▲	+3.2%	+8
Infraction/Civil Violation	985	▼	+70.4%	+407
Involuntary Civil Commitments	1	▼	-50.0%	-1
Landlord /Tenant	424	▼	+13.4%	+50
Misdemeanor	312	▼	-20.2%	-79
Other	186	▲	+34.8%	+48
Protective Orders	53	▼	-19.7%	-13

* Compared to same time period as previous year
 2/15/2024 10:07:08AM

** Case Type Categories are defined in the 2017 Virginia Judicial Workload Assessment
 Source: SCV-SQL-Information

CPSS - GCMS CASELOAD STATISTICS OF THE GENERAL DISTRICT COURTS
January 2024 thru January 2024 Dispositions (Compared to January 2023 thru January 2023)

<i>GRAND TOTAL</i>	2,646	▲	28.9%	+593
---------------------------	--------------	---	-------	------

* Compared to same time period as previous year
2/15/2024 10:07:08AM

** Case Type Categories are defined in the 2017 Virginia Judicial Workload Assessment
Source: SCV-SQL-Information

CPSS - GCMS CASELOAD STATISTICS OF THE GENERAL DISTRICT COURTS

January 2024 thru January 2024 Dispositions (Compared to January 2023 thru January 2023)

Norfolk

District: 4 FIPS: 710

2024 Overall GRAND TOTAL		Distribution of Caseload			Change*		Percentage (%) of Caseload		
7,743	+940 13.8%	Criminal	974	13%	11.3% ▲	+99	Criminal	2023 12.9%	2024 12.6%
2024		Traffic	3,079	40%	53.5% ▲	+1,073	Traffic	29.5%	39.8%
2023		Civil	3,651	47%	-5.5% ▼	-213	Civil	56.8%	47.2%
		Civil Commitments	39	1%	-32.8% ▼	-19	Civil Commitments	0.9%	0.5%
		GRAND TOTAL	7,743	100%	13.8% ▲	+940	GRAND TOTAL	100%	100%

Dispositions by Division & Code

Division	Case Type Description	Code	Summary	Change	% Change	Absolute Change
Criminal	Misdemeanor	M	636	▲	+24.7%	+126
	Felony	F	275	▼	-9.2%	-28
	Show Cause	SC	32	▼	-15.8%	-6
	Capias	CA	23	▲	+43.8%	+7
	Civil Violation	CV	8	↔		-
	Total			974	▲	11.3%
Traffic	Infraction	I	2,600	▲	+66.9%	+1,042
	Misdemeanor	M	431	▲	+43.2%	+130
	Show Cause	SC	18	▲	+80.0%	+8
	Other	O	15	▼	-87.9%	-109
	Felony	F	12	▲	+71.4%	+5
	Restricted Operators License	RL	2	▼	-50.0%	-2
	Capias	CA	1	▼	-50.0%	-1
Total			3,079	▲	53.5%	+1,073
Civil	Garnishment	GA	1,194	▼	-35.2%	-649
	Unlawful Detainer	UD	961	▲	+3.6%	+33
	Warrant in Debt	WD	960	▼	+38.3%	+266
	Other	OT	137	▲	+31.7%	+33
	Preliminary Protective Order	PP	93	▲	+47.6%	+30
	Protective Order	PO	83	▲	+72.9%	+35
	Abstract	AJ	82	▲	+290.5%	+61
	Show Cause	SC	30	▼	-55.2%	-37
	Interrogatory	IN	22	▼	+46.7%	+7
	Bond Forfeiture	BF	21	▼	-34.4%	-11
	Admin License	AL	20	▲	+53.8%	+7
	Detinue	DT	20	▲	+11.1%	+2
	Motion for Judgment	MJ	17	▲	+54.5%	+6
	Tenants Assertion	TA	8	▲	+60.0%	+3
	Counter Claim	CC	2	▲	+100.0%	+1
	Impoundment	IM	1	▲	-	+1
	Overweight	OC	0	▼	-100.0%	-1
Total			3,651	▼	-5.5%	-213
Civil Commitments	Mental Commitment	MC	20	▼	-28.6%	-8
	Other	OT	6	▲	+20.0%	+1
	Temporary Detention Order	TD	6	↔		-
	Petition	PT	4	▼	-42.9%	-3
	Emergency Custody Order	EC	3	▼	-75.0%	-9
Total			39	▼	-32.8%	-19
GRAND TOTAL			7,743	▲	13.8%	+940

Dispositions by Major Case Category**

Category	Summary	Change	% Change	Absolute Change
Felony	287	▲	-7.4%	-23
Garnishment	1,216	▼	-34.6%	-642
General Civil	1,033	▲	+41.1%	+301
Infraction/Civil Violation	2,623	▼	+55.1%	+932
Involuntary Civil Commitments	10	▼	-16.7%	-2
Landlord /Tenant	969	▲	+3.9%	+36

* Compared to same time period as previous year
2/15/2024 10:07:08AM

** Case Type Categories are defined in the 2017 Virginia Judicial Workload Assessment
Source: SCV-SQL-Information

CPSS - GCMS CASELOAD STATISTICS OF THE GENERAL DISTRICT COURTS

January 2024 thru January 2024 Dispositions (Compared to January 2023 thru January 2023)

District: 4 FIPS: 710

Misdemeanor	1,069	▲	+31.2%	+254
Other	360	▲	+5.6%	+19
Protective Orders	176	▲	+58.6%	+65
GRAND TOTAL	7,743	▲	13.8%	+940

* Compared to same time period as previous year
2/15/2024 10:07:08AM

** Case Type Categories are defined in the 2017 Virginia Judicial Workload Assessment
Source: SCV-SQL-Information

2024 Overall GRAND TOTAL		Distribution of Caseload			Change*		Percentage (%) of Caseload			
287	+31 12.1%	Criminal	58	20%	-10.8%	▼	-7	Criminal	2023 25.4%	2024 20.2%
2024	↑	Traffic	175	61%	59.1%	▲	+65	Traffic	43.0%	61.0%
2023		Civil	54	19%	-30.8%	▼	-24	Civil	30.5%	18.8%
		Civil Commitments	0	0%	-100.0%	▼	-3	Civil Commitments	1.2%	0.0%
		GRAND TOTAL	287	100%	12.1%	▲	+31	GRAND TOTAL	100%	100%

Dispositions by Division & Code

Division	Case Type Description	Code	Summary	Change	% Change	Absolute Change
Criminal	Misdemeanor	M	26	▼	-23.5%	-8
	Capias	CA	21	▲	+133.3%	+12
	Felony	F	6	▼	-60.0%	-9
	Show Cause	SC	5	↔	-	-
	Civil Violation	CV	0	▼	-100.0%	-2
	Total		58	▼	-10.8%	-7
Traffic	Infraction	I	124	▲	+72.2%	+52
	Misdemeanor	M	45	▲	+18.4%	+7
	Capias	CA	3	▲	-	+3
	Civil Violation	CV	3	▲	-	+3
	Total		175	▲	59.1%	+65
Civil	Garnishment	GA	18	▼	-35.7%	-10
	Warrant in Debt	WD	11	▼	-21.4%	-3
	Unlawful Detainer	UD	8	▼	-57.9%	-11
	Other	OT	7	▲	+133.3%	+4
	Detinue	DT	4	▼	-55.6%	-5
	Preliminary Protective Order	PP	3	▲	+200.0%	+2
	Abstract	AJ	1	▲	-	+1
	Admin License	AL	1	↔	-	-
	Protective Order	PO	1	▼	-50.0%	-1
	Bond Forfeiture	BF	0	▼	-100.0%	-1
	Total		54	▼	-30.8%	-24
Civil Commitments	Emergency Custody Order	EC	0	▼	-100.0%	-1
	Mental Commitment	MC	0	▼	-100.0%	-2
	Total		0	▼	-100.0%	-3
	GRAND TOTAL		287	▲	12.1%	+31

Dispositions by Major Case Category**

Category	Summary	Change	% Change	Absolute Change
Felony	6	▼	-60.0%	-9
Garnishment	18	▼	-35.7%	-10
General Civil	15	▼	-34.8%	-8
Infraction/Civil Violation	127	▲	+71.6%	+53
Landlord /Tenant	8	▼	-57.9%	-11
Misdemeanor	71	▼	-1.4%	-1
Other	38	▲	+72.7%	+16
Protective Orders	4	▲	+33.3%	+1
	GRAND TOTAL	▲	12.1%	+31

* Compared to same time period as previous year
 2/15/2024 10:07:08AM

** Case Type Categories are defined in the 2017 Virginia Judicial Workload Assessment
 Source: SCV-SQL-Information

2024 Overall GRAND TOTAL		Distribution of Caseload			Change*		Percentage (%) of Caseload		
852	-135 -13.7%	Criminal	102	12%	96.2% ▲	+50	Criminal	2023 5.3%	2024 12.0%
2024		Traffic	584	69%	-18.9% ▼	-136	Traffic	72.9%	68.5%
2023		Civil	162	19%	-23.9% ▼	-51	Civil	21.6%	19.0%
		Civil Commitments	4	0%	100.0% ▲	+2	Civil Commitments	0.2%	0.5%
		GRAND TOTAL	852	100%	-13.7% ▼	-135	GRAND TOTAL	100%	100%

Dispositions by Division & Code

Division	Case Type Description	Code	Summary	Change	% Change	Absolute Change
Criminal	Misdemeanor	M	45	▲	+15.4%	+6
	Felony	F	38	▲	+660.0%	+33
	Show Cause	SC	10	▲	+66.7%	+4
	Capias	CA	9	▲	+800.0%	+8
	Civil Violation	CV	0	▼	-100.0%	-1
	Total			102	▲	96.2%
Traffic	Infraction	I	401	▼	-30.4%	-175
	Misdemeanor	M	149	▲	+21.1%	+26
	Capias	CA	28	▲	+75.0%	+12
	Show Cause	SC	5	▲	+66.7%	+2
	Felony	F	1	↔		-
	Civil Violation	CV	0	▼	-100.0%	-1
Total			584	▼	-18.9%	-136
Civil	Warrant in Debt	WD	53	▲	+17.8%	+8
	Unlawful Detainer	UD	48	▼	-51.0%	-50
	Garnishment	GA	44	▼	-12.0%	-6
	Admin License	AL	5	▲	+66.7%	+2
	Abstract	AJ	3	↔		-
	Show Cause	SC	3	▲	+50.0%	+1
	Detinue	DT	2	▲	+100.0%	+1
	Interrogatory	IN	2	▼	-50.0%	-2
	Other	OT	2	▲	+100.0%	+1
	Capias	CA	0	▼	-100.0%	-1
	Impoundment	IM	0	▼	-100.0%	-1
	Preliminary Protective Order	PP	0	▼	-100.0%	-2
	Protective Order	PO	0	▼	-100.0%	-2
	Total			162	▼	-23.9%
Civil Commitments	Temporary Detention Order	TD	4	▲	+100.0%	+2
Total			4	▲	100.0%	+2
GRAND TOTAL			852	▼	-13.7%	-135

Dispositions by Major Case Category**

Category	Summary	Change	% Change	Absolute Change
Felony	39	▲	+550.0%	+33
Garnishment	46	▼	-14.8%	-8
General Civil	55	▲	+17.0%	+8
Infraction/Civil Violation	401	▼	-30.6%	-177
Landlord /Tenant	48	▼	-51.0%	-50
Misdemeanor	194	▲	+19.8%	+32
Other	69	▲	+81.6%	+31
Protective Orders	0	▼	-100.0%	-4
GRAND TOTAL	852	▼	-13.7%	-135

* Compared to same time period as previous year
 2/15/2024 10:07:08AM

** Case Type Categories are defined in the 2017 Virginia Judicial Workload Assessment
 Source: SCV-SQL-Information

2024 Overall GRAND TOTAL		Distribution of Caseload			Change*		Percentage (%) of Caseload			
1,219	+62 5.4%	Criminal	33	3%	-49.2%	▼	-32	Criminal	2023: 5.6%	2024: 2.7%
2024	↑	Traffic	1,077	88%	5.7%	▲	+58	Traffic	88.1%	88.4%
2023		Civil	109	9%	60.3%	▲	+41	Civil	5.9%	8.9%
		Civil Commitments	0	0%	-100.0%	▼	-5	Civil Commitments	0.4%	0.0%
		GRAND TOTAL	1,219	100%	5.4%	▲	+62	GRAND TOTAL	100%	100%

Dispositions by Division & Code

Division	Case Type Description	Code	Summary	Change	% Change	Absolute Change
Criminal	Misdemeanor	M	18	▼	-43.8%	-14
	Felony	F	8	▼	-65.2%	-15
	Civil Violation	CV	3	▼	-25.0%	-1
	Show Cause	SC	3	▲	+200.0%	+2
	Capias	CA	1	▼	-80.0%	-4
	Total			33	▼	-49.2%
Traffic	Infraction	I	938	▲	+6.8%	+60
	Misdemeanor	M	117	▼	-0.8%	-1
	Capias	CA	20	▲	+5.3%	+1
	Show Cause	SC	2	▼	-50.0%	-2
	Total			1,077	▲	5.7%
Civil	Warrant in Debt	WD	40	▲	+90.5%	+19
	Garnishment	GA	32	▲	+33.3%	+8
	Unlawful Detainer	UD	23	▲	+155.6%	+14
	Other	OT	5	▼	-16.7%	-1
	Overweight	OC	2	▲	-	+2
	Preliminary Protective Order	PP	2	↔	-	-
	Show Cause	SC	2	▲	-	+2
	Interrogatory	IN	1	▲	-	+1
	Motion for Judgment	MJ	1	▲	-	+1
	Petition-Restore Arms	PR	1	▲	-	+1
	Bond Forfeiture	BF	0	▼	-100.0%	-1
	Detinue	DT	0	▼	-100.0%	-3
	Impoundment	IM	0	▼	-100.0%	-1
	Protective Order	PO	0	▼	-100.0%	-1
	Total			109	▲	60.3%
Civil Commitments	Emergency Custody Order	EC	0	▼	-100.0%	-2
	Temporary Detention Order	TD	0	▼	-100.0%	-3
	Total			0	▼	-100.0%
GRAND TOTAL			1,219	▲	5.4%	+62

Dispositions by Major Case Category**

Category	Summary	Change	% Change	Absolute Change
Felony	8	▼	-65.2%	-15
Garnishment	33	▲	+37.5%	+9
General Civil	42	▲	+68.0%	+17
Infraction/Civil Violation	943	▲	+6.9%	+61
Landlord /Tenant	23	▲	+155.6%	+14
Misdemeanor	135	▼	-10.0%	-15
Other	33	▲	-19.5%	-8
Protective Orders	2	▼	-33.3%	-1
GRAND TOTAL	1,219	▲	5.4%	+62

* Compared to same time period as previous year
 2/15/2024 10:07:08AM

** Case Type Categories are defined in the 2017 Virginia Judicial Workload Assessment
 Source: SCV-SQL-Information

2024 Overall GRAND TOTAL		Distribution of Caseload			Change*		Percentage (%) of Caseload		
1,571	-201 -11.3%	Criminal	262	17%	-22.9% ▼	-78	Criminal	2023 19.2%	2024 16.7%
2024		Traffic	529	34%	-34.1% ▼	-274	Traffic	45.3%	33.7%
2023		Civil	730	46%	26.1% ▲	+151	Civil	32.7%	46.5%
		Civil Commitments	50	3%	0.0%	0	Civil Commitments	2.8%	3.2%
		GRAND TOTAL	1,571	100%	-11.3% ▼	-201	GRAND TOTAL	100%	100%

Dispositions by Division & Code

Division	Case Type Description	Code	Summary	Change	% Change	Absolute Change
Criminal	Misdemeanor	M	169	▼	-15.5%	-31
	Felony	F	57	▼	-42.4%	-42
	Capias	CA	18	▼	-28.0%	-7
	Show Cause	SC	10	▼	-16.7%	-2
	Civil Violation	CV	8	▲	+100.0%	+4
	Total			262	▼	-22.9%
Traffic	Infraction	I	303	▼	-44.3%	-241
	Misdemeanor	M	145	▼	-32.6%	-70
	Civil Violation	CV	52	▲	+940.0%	+47
	Capias	CA	21	▼	-19.2%	-5
	Show Cause	SC	8	▼	-33.3%	-4
	Felony	F	0	▼	-100.0%	-1
Total			529	▼	-34.1%	-274
Civil	Garnishment	GA	249	▲	+35.3%	+65
	Warrant in Debt	WD	231	▲	+30.5%	+54
	Unlawful Detainer	UD	152	▲	+28.8%	+34
	Abstract	AJ	21	▲	+162.5%	+13
	Protective Order	PO	15	▲	+650.0%	+13
	Other	OT	11	▼	-26.7%	-4
	Preliminary Protective Order	PP	11	▲	+120.0%	+6
	Zoning Violation	ZO	10	▲	+11.1%	+1
	Admin License	AL	7	▼	-53.3%	-8
	Show Cause	SC	7	▼	-41.7%	-5
	Interrogatory	IN	5	▼	-44.4%	-4
	Motor Carrier	MC	5	▲	-	+5
	Detinue	DT	4	▼	-82.6%	-19
	Overweight	OC	2	▲	-	+2
	Capias	CA	0	▼	-100.0%	-2
Total			730	▲	26.1%	+151
Civil Commitments	Emergency Custody Order	EC	21	▲	+31.3%	+5
	Temporary Detention Order	TD	15	▼	-31.8%	-7
	Mental Commitment	MC	12	↔	-	-
	Medical Emergency Temporary Detention Order	MT	2	▲	-	+2
Total			50		0.0%	0
GRAND TOTAL			1,571	▼	-11.3%	-201

Dispositions by Major Case Category**

Category	Summary	Change	% Change	Absolute Change
Felony	57	▼	-43.0%	-43
Garnishment	254	▼	+31.6%	+61
General Civil	235	▼	+16.9%	+34
Infraction/Civil Violation	370	▲	-33.1%	-183
Landlord /Tenant	152	▲	+28.8%	+34
Misdemeanor	324	▼	-23.6%	-100
Other	153	▲	-13.1%	-23
Protective Orders	26	▲	+271.4%	+19
GRAND TOTAL	1,571	▼	-11.3%	-201

* Compared to same time period as previous year
 2/15/2024 10:07:08AM

** Case Type Categories are defined in the 2017 Virginia Judicial Workload Assessment
 Source: SCV-SQL-Information

2024 Overall GRAND TOTAL		Distribution of Caseload			Change*		Percentage (%) of Caseload		
2,379	+625 35.6%	Criminal	38	2%	58.3% ▲	+14	Criminal	2023 1.4%	2024 1.6%
2024		Traffic	2,250	95%	34.3% ▲	+575	Traffic	95.5%	94.6%
2023		Civil	89	4%	61.8% ▲	+34	Civil	3.1%	3.7%
		Civil Commitments	2	0%	- ▲	+2	Civil Commitments	0.0%	0.1%
		GRAND TOTAL	2,379	100%	35.6% ▲	+625	GRAND TOTAL	100%	100%

Dispositions by Division & Code

Division	Case Type Description	Code	Summary	Change	% Change	Absolute Change
Criminal	Misdemeanor	M	31	▲	+93.8%	+15
	Felony	F	7	▲	+133.3%	+4
	Capias	CA	0	▼	-100.0%	-3
	Show Cause	SC	0	▼	-100.0%	-2
	Total		38	▲	58.3%	+14
Traffic	Infraction	I	1,724	▲	+38.8%	+482
	Misdemeanor	M	521	▲	+20.9%	+90
	Felony	F	3	▲	-	+3
	Capias	CA	1	▼	-50.0%	-1
	Restricted Operators License	RL	1	▲	-	+1
	Total		2,250	▲	34.3%	+575
Civil	Garnishment	GA	38	▲	+216.7%	+26
	Warrant in Debt	WD	23	▼	-17.9%	-5
	Unlawful Detainer	UD	20	▲	+185.7%	+13
	Admin License	AL	4	▲	-	+4
	Overweight	OC	2	▲	-	+2
	Motion for Judgment	MJ	1	↔	-	-
	Preliminary Protective Order	PP	1	↔	-	-
	Bond Forfeiture	BF	0	▼	-100.0%	-3
	Other	OT	0	▼	-100.0%	-1
	Protective Order	PO	0	▼	-100.0%	-1
	Tenants Assertion	TA	0	▼	-100.0%	-1
Total		89	▲	61.8%	+34	
Civil Commitments	Emergency Custody Order	EC	1	▲	-	+1
	Temporary Detention Order	TD	1	▲	-	+1
	Total		2	▲	-	+2
GRAND TOTAL			2,379	▲	35.6%	+625

Dispositions by Major Case Category**

Category	Summary	Change	% Change	Absolute Change
Felony	10	▲	+233.3%	+7
Garnishment	38	▲	+216.7%	+26
General Civil	24	▼	-17.2%	-5
Infraction/Civil Violation	1,726	▲	+39.0%	+484
Landlord /Tenant	20	▲	+150.0%	+12
Misdemeanor	553	▲	+23.7%	+106
Other	7	▲	-36.4%	-4
Protective Orders	1	▼	-50.0%	-1
GRAND TOTAL	2,379	▲	35.6%	+625

* Compared to same time period as previous year
 2/15/2024 10:07:08AM

** Case Type Categories are defined in the 2017 Virginia Judicial Workload Assessment
 Source: SCV-SQL-Information

2024 Overall GRAND TOTAL		Distribution of Caseload			Change*		Percentage (%) of Caseload			
635	+20 3.3%	Criminal	43	7%	10.3%	▲	+4	Criminal	2023 6.3%	2024 6.8%
2024	↑	Traffic	491	77%	21.5%	▲	+87	Traffic	65.7%	77.3%
2023		Civil	101	16%	-40.6%	▼	-69	Civil	27.6%	15.9%
		Civil Commitments	0	0%	-100.0%	▼	-2	Civil Commitments	0.3%	0.0%
		GRAND TOTAL	635	100%	3.3%	▲	+20	GRAND TOTAL	100%	100%

Dispositions by Division & Code


Division	Case Type Description	Code	Summary	Change	% Change	Absolute Change
Criminal	Misdemeanor	M	18	▼	-18.2%	-4
	Felony	F	14	▲	+7.7%	+1
	Capias	CA	9	▲	+350.0%	+7
	Show Cause	SC	2	▲	+100.0%	+1
	Civil Violation	CV	0	▼	-100.0%	-1
	Total			43	▲	10.3%
Traffic	Infraction	I	394	▲	+20.1%	+66
	Misdemeanor	M	95	▲	+30.1%	+22
	Capias	CA	2	▼	-33.3%	-1
	Total		491	▲	21.5%	+87
Civil	Interrogatory	IN	33	▼	-60.7%	-51
	Garnishment	GA	21	▲	+10.5%	+2
	Warrant in Debt	WD	19	▼	-60.4%	-29
	Detinue	DT	17	▲	+183.3%	+11
	Unlawful Detainer	UD	8	▲	+33.3%	+2
	Bond Forfeiture	BF	1	▲	-	+1
	Motion for Judgment	MJ	1	▲	-	+1
	Other	OT	1	▼	-50.0%	-1
	Admin License	AL	0	▼	-100.0%	-1
	Impoundment	IM	0	▼	-100.0%	-1
	Preliminary Protective Order	PP	0	▼	-100.0%	-2
	Show Cause	SC	0	▼	-100.0%	-1
	Total			101	▼	-40.6%
Civil Commitments	Emergency Custody Order	EC	0	▼	-100.0%	-1
	Temporary Detention Order	TD	0	▼	-100.0%	-1
	Total		0	▼	-100.0%	-2
GRAND TOTAL			635	▲	3.3%	+20

Dispositions by Major Case Category**

Category	Summary	Change	% Change	Absolute Change
Felony	14	▲	+7.7%	+1
Garnishment	54	▼	-47.6%	-49
General Civil	37	▲	-31.5%	-17
Infraction/Civil Violation	394	▼	+19.8%	+65
Landlord /Tenant	8	▲	+33.3%	+2
Misdemeanor	113	▲	+18.9%	+18
Other	15	▲	+15.4%	+2
Protective Orders	0	▼	-100.0%	-2
GRAND TOTAL	635	▲	3.3%	+20

* Compared to same time period as previous year
 2/15/2024 10:07:08AM

** Case Type Categories are defined in the 2017 Virginia Judicial Workload Assessment
 Source: SCV-SQL-Information

2024 Overall GRAND TOTAL		Distribution of Caseload			Change*		Percentage (%) of Caseload		
1,399	-91 -6.1%	Criminal	38	3%	-5.0% ▼	-2	Criminal	2023 2.7%	2024 2.7%
		Traffic	1,236	88%	-10.4% ▼	-143	Traffic	92.6%	88.3%
2024		Civil	115	8%	82.5% ▲	+52	Civil	4.2%	8.2%
2023		Civil Commitments	10	1%	25.0% ▲	+2	Civil Commitments	0.5%	0.7%
		GRAND TOTAL	1,399	100%	-6.1% ▼	-91	GRAND TOTAL	100%	100%

Dispositions by Division & Code

Division	Case Type Description	Code	Summary	Change	% Change	Absolute Change
Criminal	Felony	F	20	▲	+42.9%	+6
	Misdemeanor	M	15	▼	-16.7%	-3
	Capias	CA	3	▼	-25.0%	-1
	Show Cause	SC	0	▼	-100.0%	-4
	Total		38	▼	-5.0%	-2
Traffic	Infraction	I	778	▼	-11.0%	-96
	Misdemeanor	M	447	▼	-10.8%	-54
	Capias	CA	9	▲	+125.0%	+5
	Felony	F	2	▲	-	+2
	Total		1,236	▼	-10.4%	-143
Civil	Interrogatory	IN	67	▲	+1,575.0%	+63
	Garnishment	GA	18	▼	-21.7%	-5
	Warrant in Debt	WD	13	▼	-18.8%	-3
	Unlawful Detainer	UD	10	▲	+11.1%	+1
	Other	OT	2	▼	-33.3%	-1
	Preliminary Protective Order	PP	2	▲	+100.0%	+1
	Protective Order	PO	2	▲	-	+2
	Detinue	DT	1	▲	-	+1
	Overweight	OC	0	▼	-100.0%	-1
	Show Cause	SC	0	▼	-100.0%	-6
Total		115	▲	82.5%	+52	
Civil Commitments	Mental Commitment	MC	5	▲	+150.0%	+3
	Emergency Custody Order	EC	4	▲	+33.3%	+1
	Temporary Detention Order	TD	1	▼	-66.7%	-2
Total		10	▲	25.0%	+2	
GRAND TOTAL			1,399	▼	-6.1%	-91

Dispositions by Major Case Category**

Category	Summary	Change	% Change	Absolute Change
Felony	22	▲	+57.1%	+8
Garnishment	85	▲	+214.8%	+58
General Civil	14	▲	-12.5%	-2
Infraction/Civil Violation	778	▼	-11.1%	-97
Landlord /Tenant	10	▲	+11.1%	+1
Misdemeanor	462	▼	-11.0%	-57
Other	24	▼	-17.2%	-5
Protective Orders	4	▲	+300.0%	+3
GRAND TOTAL	1,399	▼	-6.1%	-91

* Compared to same time period as previous year
 2/15/2024 10:07:08AM

** Case Type Categories are defined in the 2017 Virginia Judicial Workload Assessment
 Source: SCV-SQL-Information

2024 Overall GRAND TOTAL		Distribution of Caseload			Change*		Percentage (%) of Caseload		
1,495	+443 42.1%	Criminal	121	8%	34.4% ▲	+31	Criminal	2023 8.6%	2024 8.1%
2024	↑	Traffic	1,001	67%	53.3% ▲	+348	Traffic	62.1%	67.0%
2023		Civil	332	22%	23.0% ▲	+62	Civil	25.7%	22.2%
		Civil Commitments	41	3%	5.1% ▲	+2	Civil Commitments	3.7%	2.7%
		GRAND TOTAL	1,495	100%	42.1% ▲	+443	GRAND TOTAL	100%	100%

Dispositions by Division & Code

Division	Case Type Description	Code	Summary	Change	% Change	Absolute Change
Criminal	Misdemeanor	M	73	▲	+87.2%	+34
	Felony	F	34	▼	-2.9%	-1
	Capias	CA	10	▲	+150.0%	+6
	Show Cause	SC	4	▼	-55.6%	-5
	Civil Violation	CV	0	▼	-100.0%	-3
	Total			121	▲	34.4%
Traffic	Infraction	I	777	▲	+77.0%	+338
	Misdemeanor	M	202	▲	+7.4%	+14
	Capias	CA	19	▲	+35.7%	+5
	Show Cause	SC	2	▼	-80.0%	-8
	Felony	F	1	↔		-
	Civil Violation	CV	0	▼	-100.0%	-1
Total			1,001	▲	53.3%	+348
Civil	Warrant in Debt	WD	110	▲	+44.7%	+34
	Garnishment	GA	103	▲	+18.4%	+16
	Unlawful Detainer	UD	90	▲	+8.4%	+7
	Other	OT	11	▲	-	+11
	Show Cause	SC	5	▼	-16.7%	-1
	Preliminary Protective Order	PP	3	▼	-62.5%	-5
	Protective Order	PO	3	▲	+50.0%	+1
	Admin License	AL	2	↔		-
	Motion for Judgment	MJ	2	↔		-
	Capias	CA	1	▲	-	+1
	Detinue	DT	1	▲	-	+1
	Tenants Assertion	TA	1	↔		-
	Abstract	AJ	0	▼	-100.0%	-2
	Petition-Restore Arms	PR	0	▼	-100.0%	-1
Total			332	▲	23.0%	+62
Civil Commitments	Mental Commitment	MC	20	▼	-9.1%	-2
	Emergency Custody Order	EC	14	▲	+100.0%	+7
	Temporary Detention Order	TD	6	▲	+100.0%	+3
	Other	OT	1	▼	-85.7%	-6
Total			41	▲	5.1%	+2
GRAND TOTAL			1,495	▲	42.1%	+443

Dispositions by Major Case Category**

Category	Summary	Change	% Change	Absolute Change
Felony	35	▼	-2.8%	-1
Garnishment	103	▲	+18.4%	+16
General Civil	113	▲	+43.0%	+34
Infraction/Civil Violation	777	▼	+75.4%	+334
Involuntary Civil Commitments	1	▼	-85.7%	-6
Landlord /Tenant	91	▲	+8.3%	+7
Misdemeanor	275	▲	+21.1%	+48
Other	94	▲	+19.0%	+15
Protective Orders	6	▼	-40.0%	-4

* Compared to same time period as previous year
 2/15/2024 10:07:08AM

** Case Type Categories are defined in the 2017 Virginia Judicial Workload Assessment
 Source: SCV-SQL-Information

CPSS - GCMS CASELOAD STATISTICS OF THE GENERAL DISTRICT COURTS
January 2024 thru January 2024 Dispositions (Compared to January 2023 thru January 2023)

<i>GRAND TOTAL</i>	1,495	▲	42.1%	+443
---------------------------	--------------	---	-------	------

* Compared to same time period as previous year
2/15/2024 10:07:08AM

** Case Type Categories are defined in the 2017 Virginia Judicial Workload Assessment
Source: SCV-SQL-Information

2024 Overall GRAND TOTAL		Distribution of Caseload			Change*		Percentage (%) of Caseload			
1,312	+527 67.1%	Criminal	78	6%	-23.5%	▼	-24	Criminal	2023 13.0%	2024 5.9%
2024		Traffic	1,031	79%	102.6%	▲	+522	Traffic	64.8%	78.6%
2023		Civil	203	15%	16.7%	▲	+29	Civil	22.2%	15.5%
		GRAND TOTAL	1,312	100%	67.1%	▲	+527	GRAND TOTAL	100%	100%

Dispositions by Division & Code

Division	Case Type Description	Code	Summary	Change	% Change	Absolute Change
Criminal	Misdemeanor	M	37	▼	-21.3%	-10
	Felony	F	18	▼	-47.1%	-16
	Capias	CA	14	▲	+7.7%	+1
	Show Cause	SC	5	▼	-28.6%	-2
	Civil Violation	CV	3	▲	+200.0%	+2
	Restricted Operators License	RL	1	▲	-	+1
	Total			78	▼	-23.5%
Traffic	Infraction	I	858	▲	+128.8%	+483
	Misdemeanor	M	148	▲	+31.0%	+35
	Capias	CA	20	▲	+25.0%	+4
	Felony	F	2	↔	-	-
	Restricted Operators License	RL	2	▲	-	+2
	Show Cause	SC	1	▼	-66.7%	-2
	Total			1,031	▲	102.6%
Civil	Warrant in Debt	WD	79	▲	+16.2%	+11
	Garnishment	GA	78	▲	+85.7%	+36
	Unlawful Detainer	UD	32	▼	-38.5%	-20
	Protective Order	PO	3	▲	+200.0%	+2
	Show Cause	SC	3	▲	+50.0%	+1
	Overweight	OC	2	▲	-	+2
	Preliminary Protective Order	PP	2	↔	-	-
	Admin License	AL	1	▲	-	+1
	Motion for Judgment	MJ	1	↔	-	-
	Other	OT	1	▼	-50.0%	-1
	Tenants Assertion	TA	1	▲	-	+1
	Detinue	DT	0	▼	-100.0%	-1
	Impoundment	IM	0	▼	-100.0%	-1
	Interrogatory	IN	0	▼	-100.0%	-1
	Restricted Operators License	RL	0	▼	-100.0%	-1
Total			203	▲	16.7%	+29
GRAND TOTAL			1,312	▲	67.1%	+527

Dispositions by Major Case Category**

Category	Summary	Change	% Change	Absolute Change
Felony	20	▼	-44.4%	-16
Garnishment	78	▼	+81.4%	+35
General Civil	81	▼	+14.1%	+10
Infraction/Civil Violation	863	▲	+129.5%	+487
Landlord /Tenant	33	▲	-36.5%	-19
Misdemeanor	188	▲	+16.8%	+27
Other	44	▲	+2.3%	+1
Protective Orders	5	▲	+66.7%	+2
GRAND TOTAL	1,312	▲	67.1%	+527

* Compared to same time period as previous year
 2/15/2024 10:07:08AM

** Case Type Categories are defined in the 2017 Virginia Judicial Workload Assessment
 Source: SCV-SQL-Information

2024 Overall GRAND TOTAL		Distribution of Caseload			Change*		Percentage (%) of Caseload		
110	+36 48.6%	Criminal	8	7%	14.3% ▲	+1	Criminal	2023 9.5%	2024 7.3%
2024	↑	Traffic	88	80%	125.6% ▲	+49	Traffic	52.7%	80.0%
2023		Civil	14	13%	-50.0% ▼	-14	Civil	37.8%	12.7%
		GRAND TOTAL	110	100%	48.6% ▲	+36	GRAND TOTAL	100%	100%

Dispositions by Division & Code

Division	Case Type Description	Code	Summary	Change	% Change	Absolute Change
Criminal	Misdemeanor	M	6	▼	-14.3%	-1
	Felony	F	1	▲	-	+1
	Show Cause	SC	1	▲	-	+1
	Total		8	▲	14.3%	+1
Traffic	Infraction	I	76	▲	+181.5%	+49
	Misdemeanor	M	9	▼	-25.0%	-3
	Capias	CA	1	▲	-	+1
	Felony	F	1	▲	-	+1
	Show Cause	SC	1	▲	-	+1
	Total		88	▲	125.6%	+49
Civil	Warrant in Debt	WD	9	▼	-30.8%	-4
	Garnishment	GA	2	▼	-71.4%	-5
	Unlawful Detainer	UD	2	▲	+100.0%	+1
	Admin License	AL	1	▲	-	+1
	Other	OT	0	▼	-100.0%	-4
	Overweight	OC	0	▼	-100.0%	-1
	Protective Order	PO	0	▼	-100.0%	-2
	Total		14	▼	-50.0%	-14
GRAND TOTAL		110	▲	48.6%	+36	

Dispositions by Major Case Category**

Category	Summary	Change	% Change	Absolute Change
Felony	2	▲	-	+2
Garnishment	2	▼	-71.4%	-5
General Civil	9	▼	-30.8%	-4
Infraction/Civil Violation	76	▲	+171.4%	+48
Landlord /Tenant	2	▲	+100.0%	+1
Misdemeanor	15	▼	-21.1%	-4
Other	4	▲	-	0
Protective Orders	0	▼	-100.0%	-2
GRAND TOTAL	110	▲	48.6%	+36

* Compared to same time period as previous year
 2/15/2024 10:07:08AM

** Case Type Categories are defined in the 2017 Virginia Judicial Workload Assessment
 Source: SCV-SQL-Information

2024 Overall GRAND TOTAL		Distribution of Caseload			Change*		Percentage (%) of Caseload		
1,320	-483 -26.8%	Criminal	42	3%	-8.7% ▼	-4	Criminal	2023 2.6%	2024 3.2%
2024		Traffic	1,206	91%	-29.2% ▼	-498	Traffic	94.5%	91.4%
2023		Civil	71	5%	36.5% ▲	+19	Civil	2.9%	5.4%
		Civil Commitments	1	0%	0.0%	0	Civil Commitments	0.1%	0.1%
		GRAND TOTAL	1,320	100%	-26.8% ▼	-483	GRAND TOTAL	100%	100%

Dispositions by Division & Code

Division	Case Type Description	Code	Summary	Change	% Change	Absolute Change
Criminal	Misdemeanor	M	34	▲	+25.9%	+7
	Felony	F	4	▼	-73.3%	-11
	Capias	CA	2	▼	-33.3%	-1
	Show Cause	SC	2	▲	-	+2
	Civil Violation	CV	0	▼	-100.0%	-1
	Total			42	▼	-8.7%
Traffic	Infraction	I	959	▼	-20.1%	-241
	Misdemeanor	M	242	▼	-50.0%	-242
	Capias	CA	3	▼	-75.0%	-9
	Felony	F	1	▲	-	+1
	Show Cause	SC	1	▼	-85.7%	-6
	Civil Violation	CV	0	▼	-100.0%	-1
	Total			1,206	▼	-29.2%
Civil	Warrant in Debt	WD	50	▲	+233.3%	+35
	Garnishment	GA	15	▼	-21.1%	-4
	Other	OT	2	▲	+100.0%	+1
	Detinue	DT	1	↔	-	-
	Motion for Judgment	MJ	1	▲	-	+1
	Protective Order	PO	1	▼	-50.0%	-1
	Unlawful Detainer	UD	1	▼	-91.7%	-11
	Bond Forfeiture	BF	0	▼	-100.0%	-1
	Impoundment	IM	0	▼	-100.0%	-1
Total			71	▲	36.5%	+19
Civil Commitments	Temporary Detention Order	TD	1	↔	-	-
	Total		1		0.0%	0
GRAND TOTAL			1,320	▼	-26.8%	-483

Dispositions by Major Case Category**

Category	Summary	Change	% Change	Absolute Change
Felony	5	▲	-66.7%	-10
Garnishment	15	▼	-21.1%	-4
General Civil	52	▲	+205.9%	+35
Infraction/Civil Violation	959	▼	-20.2%	-243
Landlord /Tenant	1	▼	-91.7%	-11
Misdemeanor	276	▼	-46.0%	-235
Other	11	▲	-56.0%	-14
Protective Orders	1	▼	-50.0%	-1
GRAND TOTAL	1,320	▼	-26.8%	-483

* Compared to same time period as previous year
 2/15/2024 10:07:08AM

** Case Type Categories are defined in the 2017 Virginia Judicial Workload Assessment
 Source: SCV-SQL-Information

2024 Overall GRAND TOTAL		Distribution of Caseload			Change*		Percentage (%) of Caseload			
2,044	-880 -30.1%	Civil	2,044	100%	-27.4%	▼	-772	Civil	96.3%	100.0%
2024		Civil Commitments	0	0%	-100.0%	▼	-108	Civil Commitments	3.7%	0.0%
2023		GRAND TOTAL	2,044	100%	-30.1%	▼	-880	GRAND TOTAL	100%	100%

Dispositions by Division & Code

Division	Case Type Description	Code	Summary	Change	% Change	Absolute Change
Civil	Unlawful Detainer	UD	1,106	▲	+5.1%	+54
	Warrant in Debt	WD	588	▲	+50.8%	+198
	Garnishment	GA	151	▼	-85.5%	-891
	Motion for Judgment	MJ	71	▲	+9.2%	+6
	Preliminary Protective Order	PP	38	▲	+11.8%	+4
	Protective Order	PO	25	▲	+4.2%	+1
	Interrogatory	IN	22	▲	+46.7%	+7
	Detinue	DT	17	▲	+41.7%	+5
	Abstract	AJ	12	▼	-69.2%	-27
	Show Cause	SC	7	▼	-89.2%	-58
	Tenants Assertion	TA	4	▼	-20.0%	-1
	Other	OT	3	▼	-95.9%	-70
	Total		2,044	▼	-27.4%	-772
Civil Commitments	Emergency Custody Order	EC	0	▼	-100.0%	-36
	Temporary Detention Order	TD	0	▼	-100.0%	-72
	Total		0	▼	-100.0%	-108
GRAND TOTAL			2,044	▼	-30.1%	-880

Dispositions by Major Case Category**

Category	Summary	Change	% Change	Absolute Change	
Garnishment	173	▼	-83.6%	-884	
General Civil	677	▲	+44.3%	+208	
Landlord /Tenant	1,110	▼	+5.0%	+53	
Other	21	▼	-92.6%	-262	
Protective Orders	63	▲	+8.6%	+5	
GRAND TOTAL		2,044	▼	-30.1%	-880

* Compared to same time period as previous year
 2/15/2024 10:07:08AM

** Case Type Categories are defined in the 2017 Virginia Judicial Workload Assessment
 Source: SCV-SQL-Information

2024 Overall GRAND TOTAL		Distribution of Caseload			Change*		Percentage (%) of Caseload		
946	+146 18.3%	Criminal	914	97%	18.2% ▲	+141	Criminal	2023 96.6%	2024 96.6%
2024	↑	Traffic	29	3%	7.4% ▲	+2	Traffic	3.4%	3.1%
2023		Civil	3	0%	- ▲	+3	Civil	0.0%	0.3%
		GRAND TOTAL	946	100%	18.3% ▲	+146	GRAND TOTAL	100%	100%

Dispositions by Division & Code

Division	Case Type Description	Code	Summary	Change	% Change	Absolute Change
Criminal	Misdemeanor	M	594	▲	+39.4%	+168
	Felony	F	282	▼	-11.0%	-35
	Show Cause	SC	19	▲	+18.8%	+3
	Capias	CA	12	▲	+71.4%	+5
	Civil Violation	CV	7	↔		-
	Total		914	▲	18.2%	+141
Traffic	Infraction	I	17	▲	+6.3%	+1
	Misdemeanor	M	11	▲	+10.0%	+1
	Felony	F	1	↔		-
	Total		29	▲	7.4%	+2
Civil	Bond Forfeiture	BF	3	▲	-	+3
	Total		3	▲	-	+3
GRAND TOTAL			946	▲	18.3%	+146

Dispositions by Major Case Category**

Category	Summary	Change	% Change	Absolute Change
Felony	283	▼	-11.0%	-35
Infraction/Civil Violation	24	▲	+4.3%	+1
Misdemeanor	605	▲	+38.8%	+169
Other	34	▲	+47.8%	+11
GRAND TOTAL	946	▲	18.3%	+146

* Compared to same time period as previous year
 2/15/2024 10:07:08AM

** Case Type Categories are defined in the 2017 Virginia Judicial Workload Assessment
 Source: SCV-SQL-Information

2024 Overall GRAND TOTAL		Distribution of Caseload			Change*		Percentage (%) of Caseload		
1,853	+356 23.8%	Criminal	197	11%	51.5% ▲	+67	Criminal	2023 8.7%	2024 10.6%
2024	↑	Traffic	1,607	87%	21.1% ▲	+280	Traffic	88.6%	86.7%
2023		Civil	49	3%	22.5% ▲	+9	Civil	2.7%	2.6%
		GRAND TOTAL	1,853	100%	23.8% ▲	+356	GRAND TOTAL	100%	100%

Dispositions by Division & Code

Division	Case Type Description	Code	Summary	Change	% Change	Absolute Change
Criminal	Misdemeanor	M	140	▲	+38.6%	+39
	Civil Violation	CV	22	▲	+175.0%	+14
	Felony	F	17	▲	+466.7%	+14
	Show Cause	SC	15	▲	+15.4%	+2
	Capias	CA	3	↔		-
	Restricted Operators License	RL	0	▼	-100.0%	-2
	Total			197	▲	51.5%
Traffic	Infraction	I	1,137	▲	+22.7%	+210
	Misdemeanor	M	416	▲	+15.9%	+57
	Other	O	32	▼	-3.0%	-1
	Felony	F	11	▲	+266.7%	+8
	Civil Violation	CV	6	▲	+500.0%	+5
	Capias	CA	3	▲	+50.0%	+1
	Restricted Operators License	RL	1	▲	-	+1
	Show Cause	SC	1	▼	-50.0%	-1
Total			1,607	▲	21.1%	+280
Civil	Admin License	AL	38	▲	+15.2%	+5
	Impoundment	IM	5	↔		-
	Bond Forfeiture	BF	4	▲	+300.0%	+3
	Other	OT	2	▲	+100.0%	+1
Total			49	▲	22.5%	+9
GRAND TOTAL			1,853	▲	23.8%	+356

Dispositions by Major Case Category**

Category	Summary	Change	% Change	Absolute Change
Felony	28	▲	+366.7%	+22
General Civil	2	▲	+100.0%	+1
Infraction/Civil Violation	1,197	▲	+23.5%	+228
Misdemeanor	557	▲	+20.6%	+95
Other	69	▲	+16.9%	+10
GRAND TOTAL	1,853	▲	23.8%	+356

* Compared to same time period as previous year
 2/15/2024 10:07:08AM

** Case Type Categories are defined in the 2017 Virginia Judicial Workload Assessment
 Source: SCV-SQL-Information

2024 Overall GRAND TOTAL		Distribution of Caseload			Change*		Percentage (%) of Caseload		
<p>2024 4,458</p> <p>2023 3,317</p> <p>+1,141 34.4%</p>	Criminal	579	13%	35.6% ▲	+152	Criminal	2023 12.9%	2024 13.0%	
	Traffic	1,415	32%	58.1% ▲	+520	Traffic	27.0%	31.7%	
	Civil	2,233	50%	24.0% ▲	+432	Civil	54.3%	50.1%	
	Civil Commitments	231	5%	19.1% ▲	+37	Civil Commitments	5.8%	5.2%	
	GRAND TOTAL	4,458	100%	34.4% ▲	+1,141	GRAND TOTAL	100%	100%	

Dispositions by Division & Code

Division	Case Type Description	Code	Summary	Change	% Change	Absolute Change
Criminal	Misdemeanor	M	391	▲	+58.9%	+145
	Felony	F	112	▲	+0.9%	+1
	Show Cause	SC	31	▼	-32.6%	-15
	Capias	CA	26	▲	+85.7%	+12
	Civil Violation	CV	19	▲	+90.0%	+9
	Total			579	▲	35.6%
Traffic	Infraction	I	1,020	▲	+66.1%	+406
	Misdemeanor	M	375	▲	+37.9%	+103
	Show Cause	SC	7	▲	+250.0%	+5
	Capias	CA	6	▲	-	+6
	Felony	F	6	▲	+200.0%	+4
	Restricted Operators License	RL	1	▼	-80.0%	-4
Total			1,415	▲	58.1%	+520
Civil	Unlawful Detainer	UD	723	▲	+32.4%	+177
	Warrant in Debt	WD	685	▲	+18.3%	+106
	Garnishment	GA	579	▲	+35.9%	+153
	Preliminary Protective Order	PP	48	▲	+9.1%	+4
	Other	OT	47	▲	-2.1%	-1
	Admin License	AL	28	▲	+33.3%	+7
	Bond Forfeiture	BF	26	▲	+225.0%	+18
	Protective Order	PO	26	▲	+13.0%	+3
	Show Cause	SC	23	▲	+43.8%	+7
	Abstract	AJ	17	▼	-5.6%	-1
	Detinue	DT	14	▼	-44.0%	-11
	Tenants Assertion	TA	8	▲	+100.0%	+4
	Interrogatory	IN	6	▼	-45.5%	-5
	Counter Claim	CC	3	▲	+200.0%	+2
	Capias	CA	0	▼	-100.0%	-1
Motion for Judgment	MJ	0	▼	-100.0%	-30	
Total			2,233	▲	24.0%	+432
Civil Commitments	Mental Commitment	MC	101	▼	-12.9%	-15
	Temporary Detention Order	TD	75	▲	+44.2%	+23
	Emergency Custody Order	EC	37	▲	+184.6%	+24
	Other	OT	11	▲	+120.0%	+6
	Medical Emergency Temporary Detention Order	MT	7	↔	-	-
	Medical Emergency Custody Order	ME	0	▼	-100.0%	-1
Total			231	▲	19.1%	+37
GRAND TOTAL			4,458	▲	34.4%	+1,141

Dispositions by Major Case Category**

Category	Summary	Change	% Change	Absolute Change
Felony	118	▲	+4.4%	+5
Garnishment	585	▼	+33.9%	+148
General Civil	713	▲	+11.4%	+73
Infraction/Civil Violation	1,039	▲	+66.5%	+415
Involuntary Civil Commitments	11	▲	+120.0%	+6
Landlord /Tenant	731	▲	+32.9%	+181
Misdemeanor	767	▲	+46.7%	+244

* Compared to same time period as previous year
 2/15/2024 10:07:08AM

** Case Type Categories are defined in the 2017 Virginia Judicial Workload Assessment
 Source: SCV-SQL-Information

CPSS - GCMS CASELOAD STATISTICS OF THE GENERAL DISTRICT COURTS
 January 2024 thru January 2024 Dispositions (Compared to January 2023 thru January 2023)

Hampton

District: 8 FIPS: 650

Other	420	▲	+17.3%	+62
Protective Orders	74	▲	+10.4%	+7
GRAND TOTAL	4,458	▲	34.4%	+1,141

* Compared to same time period as previous year
 2/15/2024 10:07:08AM

** Case Type Categories are defined in the 2017 Virginia Judicial Workload Assessment
 Source: SCV-SQL-Information

2024 Overall GRAND TOTAL		Distribution of Caseload			Change*		Percentage (%) of Caseload			
2024	88									
2023										
	+23 35.4%	Criminal	10	11%	-47.4%	▼	-9	Criminal	29.2%	11.4%
	↑	Traffic	50	57%	138.1%	▲	+29	Traffic	32.3%	56.8%
		Civil	28	32%	12.0%	▲	+3	Civil	38.5%	31.8%
		GRAND TOTAL	88	100%	35.4%	▲	+23	GRAND TOTAL	100%	100%

Dispositions by Division & Code

Division	Case Type Description	Code	Summary	Change	% Change	Absolute Change
Criminal	Misdemeanor	M	9	▼	-35.7%	-5
	Restricted Operators License	RL	1	▲	-	+1
	Capias	CA	0	▼	-100.0%	-2
	Felony	F	0	▼	-100.0%	-2
	Show Cause	SC	0	▼	-100.0%	-1
	Total			10	▼	-47.4%
Traffic	Infraction	I	47	▲	+261.5%	+34
	Misdemeanor	M	3	▼	-57.1%	-4
	Felony	F	0	▼	-100.0%	-1
	Total			50	▲	138.1%
Civil	Garnishment	GA	15	▲	+25.0%	+3
	Warrant in Debt	WD	7	▲	+16.7%	+1
	Preliminary Protective Order	PP	2	▼	-33.3%	-1
	Protective Order	PO	2	▲	+100.0%	+1
	Other	OT	1	▼	-50.0%	-1
	Unlawful Detainer	UD	1	↔	-	-
	Total			28	▲	12.0%
GRAND TOTAL			88	▲	35.4%	+23

Dispositions by Major Case Category**

Category	Summary	Change	% Change	Absolute Change	
Felony	0	▼	-100.0%	-3	
Garnishment	15	▲	+25.0%	+3	
General Civil	7	▲	+16.7%	+1	
Infraction/Civil Violation	47	▲	+261.5%	+34	
Landlord /Tenant	1	↔	-	0	
Misdemeanor	13	▲	-38.1%	-8	
Other	1	▼	-80.0%	-4	
Protective Orders	4	▲	-	0	
GRAND TOTAL		88	▲	35.4%	+23

* Compared to same time period as previous year
 2/15/2024 10:07:08AM

** Case Type Categories are defined in the 2017 Virginia Judicial Workload Assessment
 Source: SCV-SQL-Information

2024 Overall GRAND TOTAL		Distribution of Caseload			Change*		Percentage (%) of Caseload		
1,099	-30 -2.7%	Criminal	164	15%	21.5% ▲	+29	Criminal	2023 12.0%	2024 14.9%
2024		Traffic	755	69%	-0.3% ▼	-2	Traffic	67.1%	68.7%
2023		Civil	175	16%	-24.2% ▼	-56	Civil	20.5%	15.9%
		Civil Commitments	5	0%	-16.7% ▼	-1	Civil Commitments	0.5%	0.5%
		GRAND TOTAL	1,099	100%	-2.7% ▼	-30	GRAND TOTAL	100%	100%

Dispositions by Division & Code

Division	Case Type Description	Code	Summary	Change	% Change	Absolute Change
Criminal	Misdemeanor	M	111	▲	+42.3%	+33
	Felony	F	36	▼	-5.3%	-2
	Capias	CA	9	▼	-10.0%	-1
	Show Cause	SC	5	▼	-44.4%	-4
	Civil Violation	CV	3	▲	-	+3
	Total			164	▲	21.5%
Traffic	Infraction	I	681	▲	+0.3%	+2
	Misdemeanor	M	70	▲	+4.5%	+3
	Show Cause	SC	2	▼	-50.0%	-2
	Capias	CA	1	▼	-75.0%	-3
	Restricted Operators License	RL	1	▲	-	+1
	Felony	F	0	▼	-100.0%	-3
	Total			755	▼	-0.3%
Civil	Warrant in Debt	WD	70	▲	+18.6%	+11
	Garnishment	GA	48	▼	-5.9%	-3
	Unlawful Detainer	UD	24	▼	-45.5%	-20
	Admin License	AL	11	▼	-15.4%	-2
	Other	OT	9	▲	-52.6%	-10
	Preliminary Protective Order	PP	4	▼	-66.7%	-8
	Impoundment	IM	3	▼	-57.1%	-4
	Bond Forfeiture	BF	2	▲	-	+2
	Protective Order	PO	2	▼	-60.0%	-3
	Detinue	DT	1	▼	-90.0%	-9
	Motion for Judgment	MJ	1	▼	-66.7%	-2
	Abstract	AJ	0	▼	-100.0%	-2
	Counter Claim	CC	0	▼	-100.0%	-2
	Interrogatory	IN	0	▼	-100.0%	-3
	Tenants Assertion	TA	0	▼	-100.0%	-1
Total			175	▼	-24.2%	-56
Civil Commitments	Temporary Detention Order	TD	3	↔	-	-
	Emergency Custody Order	EC	1	▼	-66.7%	-2
	Mental Commitment	MC	1	▲	-	+1
Total			5	▼	-16.7%	-1
GRAND TOTAL			1,099	▼	-2.7%	-30

Dispositions by Major Case Category**

Category	Summary	Change	% Change	Absolute Change
Felony	36	▼	-12.2%	-5
Garnishment	48	▼	-11.1%	-6
General Civil	73	▲	+1.4%	+1
Infraction/Civil Violation	684	▲	+0.7%	+5
Landlord /Tenant	24	▼	-46.7%	-21
Misdemeanor	182	▲	+25.5%	+37
Other	46	▲	-39.5%	-30
Protective Orders	6	▼	-64.7%	-11
GRAND TOTAL	1,099	▼	-2.7%	-30

* Compared to same time period as previous year
 2/15/2024 10:07:08AM

** Case Type Categories are defined in the 2017 Virginia Judicial Workload Assessment
 Source: SCV-SQL-Information

* Compared to same time period as previous year
2/15/2024 10:07:08AM

** Case Type Categories are defined in the 2017 Virginia Judicial Workload Assessment
Source: SCV-SQL-Information

2024 Overall GRAND TOTAL		Distribution of Caseload			Change*		Percentage (%) of Caseload		
280	-92 -24.7%	Criminal	47	17%	56.7% ▲	+17	Criminal	2023 8.1%	2024 16.8%
2024		Traffic	217	78%	-31.5% ▼	-100	Traffic	85.2%	77.5%
2023		Civil	15	5%	-37.5% ▼	-9	Civil	6.5%	5.4%
		Civil Commitments	1	0%	0.0%	0	Civil Commitments	0.3%	0.4%
		GRAND TOTAL	280	100%	-24.7% ▼	-92	GRAND TOTAL	100%	100%

Dispositions by Division & Code

Division	Case Type Description	Code	Summary	Change	% Change	Absolute Change
Criminal	Misdemeanor	M	36	▲	+71.4%	+15
	Felony	F	8	▲	+166.7%	+5
	Civil Violation	CV	2	▲	+100.0%	+1
	Capias	CA	1	▼	-75.0%	-3
	Show Cause	SC	0	▼	-100.0%	-1
	Total			47	▲	56.7%
Traffic	Infraction	I	188	▼	-30.6%	-83
	Misdemeanor	M	29	▼	-34.1%	-15
	Capias	CA	0	▼	-100.0%	-2
	Total		217	▼	-31.5%	-100
Civil	Garnishment	GA	6	▼	-14.3%	-1
	Warrant in Debt	WD	4	▼	-50.0%	-4
	Admin License	AL	1	▼	-50.0%	-1
	Detinue	DT	1	▲	-	+1
	Other	OT	1	↔	-	-
	Preliminary Protective Order	PP	1	▲	-	+1
	Unlawful Detainer	UD	1	▼	-75.0%	-3
	Protective Order	PO	0	▼	-100.0%	-2
Total		15	▼	-37.5%	-9	
Civil Commitments	Temporary Detention Order	TD	1	↔	-	-
Total		1			0.0%	0
GRAND TOTAL			280	▼	-24.7%	-92

Dispositions by Major Case Category**

Category	Summary	Change	% Change	Absolute Change
Felony	8	▲	+166.7%	+5
Garnishment	6	▼	-14.3%	-1
General Civil	5	▲	-37.5%	-3
Infraction/Civil Violation	190	▲	-30.1%	-82
Landlord /Tenant	1	▼	-75.0%	-3
Misdemeanor	65	▲	-	0
Other	4	▼	-63.6%	-7
Protective Orders	1	▲	-50.0%	-1
GRAND TOTAL	280	▼	-24.7%	-92

* Compared to same time period as previous year
 2/15/2024 10:07:08AM

** Case Type Categories are defined in the 2017 Virginia Judicial Workload Assessment
 Source: SCV-SQL-Information

2024 Overall GRAND TOTAL		Distribution of Caseload			Change*		Percentage (%) of Caseload		
371	-44 -10.6%	Criminal	48	13%	23.1% ▲	+9	Criminal	2023 9.4%	2024 12.9%
2024		Traffic	264	71%	-14.0% ▼	-43	Traffic	74.0%	71.2%
2023		Civil	59	16%	-14.5% ▼	-10	Civil	16.6%	15.9%
		GRAND TOTAL	371	100%	-10.6% ▼	-44	GRAND TOTAL	100%	100%

Dispositions by Division & Code

Division	Case Type Description	Code	Summary	Change	% Change	Absolute Change
Criminal	Misdemeanor	M	30	▲	+36.4%	+8
	Felony	F	10	▲	+42.9%	+3
	Capias	CA	6	▲	+50.0%	+2
	Show Cause	SC	2	▼	-50.0%	-2
	Civil Violation	CV	0	▼	-100.0%	-1
	Restricted Operators License	RL	0	▼	-100.0%	-1
	Total			48	▲	23.1%
Traffic	Infraction	I	223	▼	-14.9%	-39
	Misdemeanor	M	39	▼	-9.3%	-4
	Capias	CA	2	▲	-	+2
	Show Cause	SC	0	▼	-100.0%	-2
	Total			264	▼	-14.0%
Civil	Garnishment	GA	24	▲	+50.0%	+8
	Warrant in Debt	WD	19	▼	-40.6%	-13
	Unlawful Detainer	UD	7	▼	-53.3%	-8
	Other	OT	4	▲	+100.0%	+2
	Admin License	AL	2	▲	-	+2
	Protective Order	PO	2	▲	+100.0%	+1
	Preliminary Protective Order	PP	1	▼	-66.7%	-2
	Total			59	▼	-14.5%
GRAND TOTAL			371	▼	-10.6%	-44

Dispositions by Major Case Category**

Category	Summary	Change	% Change	Absolute Change
Felony	10	▲	+42.9%	+3
Garnishment	24	▲	+50.0%	+8
General Civil	20	▲	-37.5%	-12
Infraction/Civil Violation	223	▼	-15.2%	-40
Landlord /Tenant	7	▼	-53.3%	-8
Misdemeanor	69	▼	+4.5%	+3
Other	15	▲	+25.0%	+3
Protective Orders	3	▲	-25.0%	-1
GRAND TOTAL	371	▼	-10.6%	-44

* Compared to same time period as previous year
 2/15/2024 10:07:08AM

** Case Type Categories are defined in the 2017 Virginia Judicial Workload Assessment
 Source: SCV-SQL-Information

2024 Overall GRAND TOTAL		Distribution of Caseload		Change*		Percentage (%) of Caseload		
157	-21 -11.8%	Criminal	32 20%	88.2% ▲	+15	Criminal	2023 9.6%	2024 20.4%
2024		Traffic	96 61%	-30.9% ▼	-43	Traffic	78.1%	61.1%
2023		Civil	28 18%	33.3% ▲	+7	Civil	11.8%	17.8%
		Civil Commitments	1 1%	0.0%	0	Civil Commitments	0.6%	0.6%
		GRAND TOTAL	157 100%	-11.8% ▼	-21	GRAND TOTAL	100%	100%

Dispositions by Division & Code

Division	Case Type Description	Code	Summary	Change	% Change	Absolute Change
Criminal	Misdemeanor	M	23	▲	+64.3%	+9
	Felony	F	4	▲	+300.0%	+3
	Capias	CA	2	▲	-	+2
	Show Cause	SC	2	▲	+100.0%	+1
	Civil Violation	CV	1	↔	-	-
	Total			32	▲	88.2%
Traffic	Infraction	I	77	▼	-34.7%	-41
	Misdemeanor	M	19	▼	-5.0%	-1
	Capias	CA	0	▼	-100.0%	-1
	Total		96	▼	-30.9%	-43
Civil	Warrant in Debt	WD	14	▲	+133.3%	+8
	Garnishment	GA	7	▲	+16.7%	+1
	Unlawful Detainer	UD	3	↔	-	-
	Admin License	AL	2	▲	-	+2
	Detinue	DT	1	▼	-50.0%	-1
	Other	OT	1	↔	-	-
	Interrogatory	IN	0	▼	-100.0%	-1
	Preliminary Protective Order	PP	0	▼	-100.0%	-1
	Protective Order	PO	0	▼	-100.0%	-1
Total		28	▲	33.3%	+7	
Civil Commitments	Temporary Detention Order	TD	1	▲	-	+1
	Emergency Custody Order	EC	0	▼	-100.0%	-1
	Total		1		0.0%	0
GRAND TOTAL			157	▼	-11.8%	-21

Dispositions by Major Case Category**

Category	Summary	Change	% Change	Absolute Change
Felony	4	▲	+300.0%	+3
Garnishment	7	▼	-	0
General Civil	15	▲	+87.5%	+7
Infraction/Civil Violation	78	▼	-34.5%	-41
Landlord /Tenant	3	↔	-	0
Misdemeanor	42	▲	+23.5%	+8
Other	8	▲	+100.0%	+4
Protective Orders	0	▼	-100.0%	-2
GRAND TOTAL	157	▼	-11.8%	-21

* Compared to same time period as previous year
 2/15/2024 10:07:08AM

** Case Type Categories are defined in the 2017 Virginia Judicial Workload Assessment
 Source: SCV-SQL-Information

2024 Overall GRAND TOTAL		Distribution of Caseload		Change*		Percentage (%) of Caseload				
	109	Criminal	21	19%	320.0%	▲	+16	Criminal	2023	2024
	34.6%	Traffic	65	60%	1.6%	▲	+1	Traffic	6.2%	19.3%
		Civil	20	18%	66.7%	▲	+8	Civil	79.0%	59.6%
		Civil Commitments	3	3%	-	▲	+3	Civil Commitments	14.8%	18.3%
		GRAND TOTAL	109	100%	34.6%	▲	+28	GRAND TOTAL	100%	100%

Dispositions by Division & Code

Division	Case Type Description	Code	Summary	Change	% Change	Absolute Change
Criminal	Misdemeanor	M	11	▲	+266.7%	+8
	Felony	F	6	▲	-	+6
	Civil Violation	CV	2	▲	-	+2
	Capias	CA	1	▼	-50.0%	-1
	Show Cause	SC	1	▲	-	+1
	Total			21	▲	320.0%
Traffic	Infraction	I	53	▼	-3.6%	-2
	Misdemeanor	M	11	▲	+22.2%	+2
	Felony	F	1	▲	-	+1
Total			65	▲	1.6%	+1
Civil	Warrant in Debt	WD	7	▲	+250.0%	+5
	Other	OT	3	▲	-	-
	Abstract	AJ	2	▲	-	+2
	Garnishment	GA	2	▲	-	+2
	Preliminary Protective Order	PP	2	▼	-50.0%	-2
	Admin License	AL	1	▲	-	+1
	Bond Forfeiture	BF	1	▲	-	+1
	Impoundment	IM	1	▲	-	+1
	Unlawful Detainer	UD	1	▼	-66.7%	-2
Total			20	▲	66.7%	+8
Civil Commitments	Emergency Custody Order	EC	2	▲	-	+2
	Temporary Detention Order	TD	1	▲	-	+1
Total			3	▲	-	+3
GRAND TOTAL			109	▲	34.6%	+28

Dispositions by Major Case Category**

Category	Summary	Change	% Change	Absolute Change
Felony	7	▲	-	+7
Garnishment	2	▲	-	+2
General Civil	8	▲	+300.0%	+6
Infraction/Civil Violation	55	▲	-	0
Landlord /Tenant	1	▼	-66.7%	-2
Misdemeanor	22	▲	+83.3%	+10
Other	12	▲	+140.0%	+7
Protective Orders	2	▼	-50.0%	-2
GRAND TOTAL	109	▲	34.6%	+28

* Compared to same time period as previous year
 2/15/2024 10:07:08AM

** Case Type Categories are defined in the 2017 Virginia Judicial Workload Assessment
 Source: SCV-SQL-Information

2024 Overall GRAND TOTAL		Distribution of Caseload			Change*		Percentage (%) of Caseload		
1,047	-95 -8.3%	Criminal	136	13%	72.2% ▲	+57	Criminal	2023 6.9%	2024 13.0%
2024		Traffic	810	77%	-17.6% ▼	-173	Traffic	86.1%	77.4%
2023		Civil	100	10%	29.9% ▲	+23	Civil	6.7%	9.6%
		Civil Commitments	1	0%	-66.7% ▼	-2	Civil Commitments	0.3%	0.1%
		GRAND TOTAL	1,047	100%	-8.3% ▼	-95	GRAND TOTAL	100%	100%

Dispositions by Division & Code

Division	Case Type Description	Code	Summary	Change	% Change	Absolute Change
Criminal	Misdemeanor	M	59	▲	+9.3%	+5
	Felony	F	57	▲	+216.7%	+39
	Capias	CA	12	▲	+1,100.0%	+11
	Show Cause	SC	5	▲	+150.0%	+3
	Civil Violation	CV	3	▼	-25.0%	-1
	Total			136	▲	72.2%
Traffic	Infraction	I	531	▼	-23.3%	-161
	Misdemeanor	M	250	▼	-7.7%	-21
	Show Cause	SC	15	▲	+150.0%	+9
	Capias	CA	10	▼	-9.1%	-1
	Felony	F	3	↔	-	-
	Civil Violation	CV	1	▲	-	+1
	Total			810	▼	-17.6%
Civil	Warrant in Debt	WD	44	▲	+33.3%	+11
	Garnishment	GA	32	▲	+45.5%	+10
	Admin License	AL	7	▲	+133.3%	+4
	Other	OT	6	▼	+20.0%	+1
	Preliminary Protective Order	PP	5	▲	+400.0%	+4
	Protective Order	PO	2	↔	-	-
	Abstract	AJ	1	▲	-	+1
	Interrogatory	IN	1	▲	-	+1
	Show Cause	SC	1	▲	-	+1
	Unlawful Detainer	UD	1	▼	-83.3%	-5
	Counter Claim	CC	0	▼	-100.0%	-1
	Impoundment	IM	0	▼	-100.0%	-4
	Total			100	▲	29.9%
Civil Commitments	Temporary Detention Order	TD	1	↔	-	-
	Emergency Custody Order	EC	0	▼	-100.0%	-2
	Total		1	▼	-66.7%	-2
GRAND TOTAL			1,047	▼	-8.3%	-95

Dispositions by Major Case Category**

Category	Summary	Change	% Change	Absolute Change
Felony	60	▲	+185.7%	+39
Garnishment	33	▲	+50.0%	+11
General Civil	44	▼	+29.4%	+10
Infraction/Civil Violation	535	▲	-23.1%	-161
Landlord /Tenant	1	▼	-83.3%	-5
Misdemeanor	309	▲	-4.9%	-16
Other	58	▲	+65.7%	+23
Protective Orders	7	▲	+133.3%	+4
GRAND TOTAL	1,047	▼	-8.3%	-95

* Compared to same time period as previous year
 2/15/2024 10:07:08AM

** Case Type Categories are defined in the 2017 Virginia Judicial Workload Assessment
 Source: SCV-SQL-Information

2024 Overall GRAND TOTAL		Distribution of Caseload			Change*		Percentage (%) of Caseload			
	1,616	Criminal	185	11%	-28.8%	▼	-75	Criminal	2023	2024
	+241 17.5%	Traffic	841	52%	57.5%	▲	+307	Traffic	18.9%	11.4%
2024		Civil	393	24%	4.2%	▲	+16	Civil	38.8%	52.0%
2023		Civil Commitments	197	12%	-3.4%	▼	-7	Civil Commitments	27.4%	24.3%
		GRAND TOTAL	1,616	100%	17.5%	▲	+241	GRAND TOTAL	14.8%	12.2%
								GRAND TOTAL	100%	100%

Dispositions by Division & Code

Division	Case Type Description	Code	Summary	Change	% Change	Absolute Change
Criminal	Misdemeanor	M	94	▼	-35.6%	-52
	Felony	F	41	↔		-
	Capias	CA	36	▼	-2.7%	-1
	Show Cause	SC	11	▼	-56.0%	-14
	Civil Violation	CV	3	▼	-66.7%	-6
	Motion	MO	0	▼	-100.0%	-2
	Total			185	▼	-28.8%
Traffic	Infraction	I	646	▲	+66.9%	+259
	Misdemeanor	M	171	▲	+30.5%	+40
	Capias	CA	12	▲	+100.0%	+6
	Show Cause	SC	6	▲	+20.0%	+1
	Felony	F	5	↔		-
	Civil Violation	CV	1	▲	-	+1
	Total			841	▲	57.5%
Civil	Warrant in Debt	WD	143	▲	+43.0%	+43
	Unlawful Detainer	UD	108	▼	-11.5%	-14
	Garnishment	GA	70	▲	+16.7%	+10
	Other	OT	30	▼	-44.4%	-24
	Preliminary Protective Order	PP	10	↔		-
	Admin License	AL	7	▼	-30.0%	-3
	Interrogatory	IN	5	▲	+400.0%	+4
	Protective Order	PO	5	▼	-16.7%	-1
	Show Cause	SC	5	▲	+66.7%	+2
	Abstract	AJ	4	▲	+300.0%	+3
	Impoundment	IM	3	▲	+200.0%	+2
	Counter Claim	CC	1	▲	-	+1
	Motion for Judgment	MJ	1	▼	-66.7%	-2
	Tenants Assertion	TA	1	▼	-80.0%	-4
	Detinue	DT	0	▼	-100.0%	-1
Total			393	▲	4.2%	+16
Civil Commitments	Mental Commitment	MC	122	▼	-3.9%	-5
	Other	OT	57	▲	+7.5%	+4
	Temporary Detention Order	TD	15	▼	-21.1%	-4
	Emergency Custody Order	EC	3	▼	-40.0%	-2
Total			197	▼	-3.4%	-7
GRAND TOTAL			1,616	▲	17.5%	+241

Dispositions by Major Case Category**

Category	Summary	Change	% Change	Absolute Change
Felony	46	↔		0
Garnishment	75	▲	+23.0%	+14
General Civil	146	▼	+36.4%	+39
Infraction/Civil Violation	650	▲	+64.1%	+254
Involuntary Civil Commitments	57	▲	+7.5%	+4
Landlord /Tenant	109	▼	-14.2%	-18
Misdemeanor	265	▼	-4.3%	-12
Other	253	▲	-13.4%	-39

* Compared to same time period as previous year
 2/15/2024 10:07:08AM

** Case Type Categories are defined in the 2017 Virginia Judicial Workload Assessment
 Source: SCV-SQL-Information

CPSS - GCMS CASELOAD STATISTICS OF THE GENERAL DISTRICT COURTS
January 2024 thru January 2024 Dispositions (Compared to January 2023 thru January 2023)

Protective Orders	15	▼	-6.3%	-1
GRAND TOTAL	1,616	▲	17.5%	+241

* Compared to same time period as previous year
2/15/2024 10:07:08AM

** Case Type Categories are defined in the 2017 Virginia Judicial Workload Assessment
Source: SCV-SQL-Information

CPSS - GCMS CASELOAD STATISTICS OF THE GENERAL DISTRICT COURTS

January 2024 thru January 2024 Dispositions (Compared to January 2023 thru January 2023)

York

District: 9 FIPS: 199

2024 Overall GRAND TOTAL		Distribution of Caseload			Change*		Percentage (%) of Caseload		
2,290	+1,006 78.3%	Criminal	165	7%	35.2% ▲	+43	Criminal	2023 9.5%	2024 7.2%
2024	↑	Traffic	1,810	79%	114.2% ▲	+965	Traffic	65.8%	79.0%
2023		Civil	308	13%	-1.6% ▼	-5	Civil	24.4%	13.4%
		Civil Commitments	7	0%	75.0% ▲	+3	Civil Commitments	0.3%	0.3%
		GRAND TOTAL	2,290	100%	78.3% ▲	+1,006	GRAND TOTAL	100%	100%

Dispositions by Division & Code

Division	Case Type Description	Code	Summary	Change	% Change	Absolute Change
Criminal	Misdemeanor	M	83	▲	+27.7%	+18
	Felony	F	42	▲	+100.0%	+21
	Capias	CA	28	▲	+47.4%	+9
	Show Cause	SC	9	▼	-40.0%	-6
	Civil Violation	CV	3	▲	+50.0%	+1
	Total			165	▲	35.2%
Traffic	Infraction	I	1,495	▲	+120.5%	+817
	Misdemeanor	M	306	▲	+94.9%	+149
	Capias	CA	5	▲	+66.7%	+2
	Show Cause	SC	3	▼	-40.0%	-2
	Felony	F	1	▼	-50.0%	-1
	Total			1,810	▲	114.2%
Civil	Warrant in Debt	WD	128	▼	-6.6%	-9
	Unlawful Detainer	UD	62	▲	+26.5%	+13
	Garnishment	GA	59	▼	-24.4%	-19
	Other	OT	16	▲	+60.0%	+6
	Impoundment	IM	10	▲	+25.0%	+2
	Admin License	AL	9	↔		-
	Abstract	AJ	8	▲	+300.0%	+6
	Preliminary Protective Order	PP	5	↔		-
	Interrogatory	IN	4	▲	+100.0%	+2
	Motion for Judgment	MJ	2	↔		-
	Counter Claim	CC	1	▲	-	+1
	Detinue	DT	1	▲	-	+1
	Petition-Restore Arms	PR	1	▲	-	+1
	Protective Order	PO	1	▼	-66.7%	-2
	Show Cause	SC	1	▼	-50.0%	-1
	Capias	CA	0	▼	-100.0%	-2
	Tenants Assertion	TA	0	▼	-100.0%	-2
	Zoning Violation	ZO	0	▼	-100.0%	-2
Total			308	▼	-1.6%	-5
Civil Commitments	Temporary Detention Order	TD	4	▲	+33.3%	+1
	Emergency Custody Order	EC	3	▲	+200.0%	+2
	Total		7	▲	75.0%	+3
GRAND TOTAL			2,290	▲	78.3%	+1,006

Dispositions by Major Case Category**

Category	Summary	Change	% Change	Absolute Change
Felony	43	▲	+87.0%	+20
Garnishment	63	▲	-21.3%	-17
General Civil	133	▲	-5.7%	-8
Infraction/Civil Violation	1,498	▲	+120.3%	+818
Landlord /Tenant	62	▼	+21.6%	+11
Misdemeanor	389	▲	+73.7%	+165
Other	96	▲	+24.7%	+19
Protective Orders	6	▼	-25.0%	-2
GRAND TOTAL	2,290	▲	78.3%	+1,006

* Compared to same time period as previous year
2/15/2024 10:07:08AM

** Case Type Categories are defined in the 2017 Virginia Judicial Workload Assessment
Source: SCV-SQL-Information

2024 Overall GRAND TOTAL		Distribution of Caseload			Change*		Percentage (%) of Caseload		
384	+23 6.4%	Criminal	56	15%	-27.3% ▼	-21	Criminal	2023 21.3%	2024 14.6%
2024	↑	Traffic	259	67%	8.8% ▲	+21	Traffic	65.9%	67.4%
2023		Civil	68	18%	54.5% ▲	+24	Civil	12.2%	17.7%
		Civil Commitments	1	0%	-50.0% ▼	-1	Civil Commitments	0.6%	0.3%
		GRAND TOTAL	384	100%	6.4% ▲	+23	GRAND TOTAL	100%	100%

Dispositions by Division & Code

Division	Case Type Description	Code	Summary	Change	% Change	Absolute Change
Criminal	Misdemeanor	M	40	▼	-7.0%	-3
	Felony	F	10	▼	-56.5%	-13
	Capias	CA	4	▼	-42.9%	-3
	Show Cause	SC	2	↔	-	-
	Civil Violation	CV	0	▼	-100.0%	-2
	Total			56	▼	-27.3%
Traffic	Infraction	I	190	▼	-7.3%	-15
	Misdemeanor	M	62	▲	+100.0%	+31
	Felony	F	3	▲	-	+3
	Capias	CA	2	▲	+100.0%	+1
	Show Cause	SC	2	▲	+100.0%	+1
	Total			259	▲	8.8%
Civil	Warrant in Debt	WD	24	▲	+60.0%	+9
	Garnishment	GA	11	↔	-	-
	Unlawful Detainer	UD	9	▲	+28.6%	+2
	Preliminary Protective Order	PP	7	▲	+600.0%	+6
	Protective Order	PO	6	▲	+200.0%	+4
	Other	OT	5	▲	+150.0%	+3
	Detinue	DT	3	▼	-25.0%	-1
	Bond Forfeiture	BF	2	▲	-	+2
	Admin License	AL	1	↔	-	-
	Show Cause	SC	0	▼	-100.0%	-1
	Total			68	▲	54.5%
Civil Commitments	Emergency Custody Order	EC	1	↔	-	-
	Temporary Detention Order	TD	0	▼	-100.0%	-1
	Total		1	▼	-50.0%	-1
GRAND TOTAL			384	▲	6.4%	+23

Dispositions by Major Case Category**

Category	Summary	Change	% Change	Absolute Change	
Felony	13	▲	-43.5%	-10	
Garnishment	11	↔	-	0	
General Civil	27	▲	+42.1%	+8	
Infraction/Civil Violation	190	▼	-8.2%	-17	
Landlord /Tenant	9	▲	+28.6%	+2	
Misdemeanor	102	▲	+37.8%	+28	
Other	19	▲	+11.8%	+2	
Protective Orders	13	▲	+333.3%	+10	
GRAND TOTAL		384	▲	6.4%	+23

* Compared to same time period as previous year
 2/15/2024 10:07:08AM

** Case Type Categories are defined in the 2017 Virginia Judicial Workload Assessment
 Source: SCV-SQL-Information

2024 Overall GRAND TOTAL		Distribution of Caseload			Change*		Percentage (%) of Caseload			
375	+117 45.3%	Criminal	74	20%	23.3%	▲	+14	Criminal	2023 23.3%	2024 19.7%
2024	↑	Traffic	215	57%	85.3%	▲	+99	Traffic	45.0%	57.3%
2023		Civil	86	23%	10.3%	▲	+8	Civil	30.2%	22.9%
		Civil Commitments	0	0%	-100.0%	▼	-4	Civil Commitments	1.6%	0.0%
		GRAND TOTAL	375	100%	45.3%	▲	+117	GRAND TOTAL	100%	100%

Dispositions by Division & Code

Division	Case Type Description	Code	Summary	Change	% Change	Absolute Change
Criminal	Misdemeanor	M	62	▲	+67.6%	+25
	Show Cause	SC	5	▲	+25.0%	+1
	Capias	CA	3	▲	-	+3
	Felony	F	3	▼	-84.2%	-16
	Civil Violation	CV	1	▲	-	+1
	Total			74	▲	23.3%
Traffic	Infraction	I	177	▲	+98.9%	+88
	Misdemeanor	M	37	▲	+54.2%	+13
	Felony	F	1	↔	-	-
	Show Cause	SC	0	▼	-100.0%	-2
	Total			215	▲	85.3%
Civil	Warrant in Debt	WD	38	▲	+5.6%	+2
	Garnishment	GA	30	▲	+25.0%	+6
	Impoundment	IM	8	▲	+700.0%	+7
	Admin License	AL	3	▲	+50.0%	+1
	Other	OT	3	▼	-25.0%	-1
	Motion for Judgment	MJ	1	▲	-	+1
	Preliminary Protective Order	PP	1	▼	-66.7%	-2
	Protective Order	PO	1	↔	-	-
	Unlawful Detainer	UD	1	▼	-80.0%	-4
	Show Cause	SC	0	▼	-100.0%	-2
	Total			86	▲	10.3%
Civil Commitments	Emergency Custody Order	EC	0	▼	-100.0%	-1
	Temporary Detention Order	TD	0	▼	-100.0%	-3
	Total			0	▼	-100.0%
GRAND TOTAL			375	▲	45.3%	+117

Dispositions by Major Case Category**

Category	Summary	Change	% Change	Absolute Change
Felony	4	▼	-80.0%	-16
Garnishment	30	▲	+25.0%	+6
General Civil	39	▲	+8.3%	+3
Infraction/Civil Violation	178	▲	+100.0%	+89
Landlord /Tenant	1	▼	-80.0%	-4
Misdemeanor	99	▲	+62.3%	+38
Other	22	▲	+15.8%	+3
Protective Orders	2	▼	-50.0%	-2
GRAND TOTAL	375	▲	45.3%	+117

* Compared to same time period as previous year
 2/15/2024 10:07:08AM

** Case Type Categories are defined in the 2017 Virginia Judicial Workload Assessment
 Source: SCV-SQL-Information

2024 Overall GRAND TOTAL		Distribution of Caseload			Change*		Percentage (%) of Caseload			
514 	+43 9.1% ↑	Criminal	68	13%	-10.5%	▼	-8	Criminal	2023: 16.1%	2024: 13.2%
		Traffic	408	79%	20.0%	▲	+68	Traffic	72.2%	79.4%
		Civil	36	7%	-33.3%	▲	-18	Civil	11.5%	7.0%
		Civil Commitments	2	0%	100.0%	▲	+1	Civil Commitments	0.2%	0.4%
		GRAND TOTAL	514	100%	9.1%	▲	+43	GRAND TOTAL	100%	100%

Dispositions by Division & Code

Division	Case Type Description	Code	Summary	Change	% Change	Absolute Change
Criminal	Misdemeanor	M	56	▲	+40.0%	+16
	Felony	F	6	▲	+20.0%	+1
	Show Cause	SC	5	▲	+25.0%	+1
	Capias	CA	1	▼	-96.3%	-26
	Total		68	▼	-10.5%	-8
Traffic	Infraction	I	325	▲	+43.8%	+99
	Misdemeanor	M	73	▲	+25.9%	+15
	Show Cause	SC	5	▼	-68.8%	-11
	Capias	CA	4	▼	-89.5%	-34
	Felony	F	1	▼	-50.0%	-1
	Total		408	▲	20.0%	+68
Civil	Warrant in Debt	WD	21	▲	+133.3%	+12
	Garnishment	GA	9	▼	-40.0%	-6
	Unlawful Detainer	UD	3	▼	-40.0%	-2
	Other	OT	1	▼	-88.9%	-8
	Preliminary Protective Order	PP	1	▼	-83.3%	-5
	Protective Order	PO	1	▼	-83.3%	-5
	Admin License	AL	0	▼	-100.0%	-1
	Impoundment	IM	0	▼	-100.0%	-3
Total		36	▼	-33.3%	-18	
Civil Commitments	Emergency Custody Order	EC	1	▲	-	+1
	Temporary Detention Order	TD	1	↔	-	-
	Total		2	▲	100.0%	+1
GRAND TOTAL			514	▲	9.1%	+43

Dispositions by Major Case Category**

Category	Summary	Change	% Change	Absolute Change
Felony	7	▼		0
Garnishment	9	▼	-40.0%	-6
General Civil	21	▲	+110.0%	+11
Infraction/Civil Violation	325	▲	+43.8%	+99
Landlord /Tenant	3	▼	-40.0%	-2
Misdemeanor	129	▲	+31.6%	+31
Other	18	▲	-81.6%	-80
Protective Orders	2	▼	-83.3%	-10
GRAND TOTAL	514	▲	9.1%	+43

* Compared to same time period as previous year
 2/15/2024 10:07:08AM

** Case Type Categories are defined in the 2017 Virginia Judicial Workload Assessment
 Source: SCV-SQL-Information

2024 Overall GRAND TOTAL		Distribution of Caseload		Change*		Percentage (%) of Caseload		
294	-4 -1.3%	Criminal	11 4%	266.7% ▲	+8	Criminal	2023 1.0%	2024 3.7%
2024		Traffic	235 80%	-11.3% ▼	-30	Traffic	88.9%	79.9%
2023		Civil	47 16%	62.1% ▲	+18	Civil	9.7%	16.0%
		Civil Commitments	1 0%	0.0%	0	Civil Commitments	0.3%	0.3%
		GRAND TOTAL	294 100%	-1.3% ▼	-4	GRAND TOTAL	100%	100%

Dispositions by Division & Code

Division	Case Type Description	Code	Summary	Change	% Change	Absolute Change
Criminal	Misdemeanor	M	4	▲	+100.0%	+2
	Felony	F	3	▲	-	+3
	Show Cause	SC	3	▲	+200.0%	+2
	Capias	CA	1	▲	-	+1
	Total		11	▲	266.7%	+8
Traffic	Infraction	I	199	▼	-10.4%	-23
	Misdemeanor	M	36	▼	-16.3%	-7
	Total		235	▼	-11.3%	-30
Civil	Warrant in Debt	WD	26	▲	+333.3%	+20
	Garnishment	GA	15	▲	+25.0%	+3
	Other	OT	2	▲	+100.0%	+1
	Abstract	AJ	1	▲	-	+1
	Preliminary Protective Order	PP	1	▼	-87.5%	-7
	Show Cause	SC	1	▲	-	+1
	Unlawful Detainer	UD	1	↔	-	-
	Impoundment	IM	0	▼	-100.0%	-1
Total		47	▲	62.1%	+18	
Civil Commitments	Emergency Custody Order	EC	1	▲	-	+1
	Temporary Detention Order	TD	0	▼	-100.0%	-1
	Total		1		0.0%	0
GRAND TOTAL			294	▼	-1.3%	-4

Dispositions by Major Case Category**

Category	Summary	Change	% Change	Absolute Change
Felony	3	▲	-	+3
Garnishment	15	▲	+25.0%	+3
General Civil	26	▲	+271.4%	+19
Infraction/Civil Violation	199	▼	-10.4%	-23
Landlord /Tenant	1	↔	-	0
Misdemeanor	40	▲	-11.1%	-5
Other	9	▲	+200.0%	+6
Protective Orders	1	▼	-87.5%	-7
GRAND TOTAL	294	▼	-1.3%	-4

* Compared to same time period as previous year
 2/15/2024 10:07:08AM

** Case Type Categories are defined in the 2017 Virginia Judicial Workload Assessment
 Source: SCV-SQL-Information

2024 Overall GRAND TOTAL		Distribution of Caseload		Change*		Percentage (%) of Caseload		
884	+161 22.3%	Criminal	175 20%	5.4% ▲	+9	Criminal	2023 23.0%	2024 19.8%
2024	↑	Traffic	571 65%	39.6% ▲	+162	Traffic	56.6%	64.6%
2023		Civil	127 14%	-7.3% ▼	-10	Civil	18.9%	14.4%
		Civil Commitments	11 1%	0.0%	0	Civil Commitments	1.5%	1.2%
		GRAND TOTAL	884 100%	22.3% ▲	+161	GRAND TOTAL	100%	100%

Dispositions by Division & Code

Division	Case Type Description	Code	Summary	Change	% Change	Absolute Change
Criminal	Misdemeanor	M	107	▲	+5.9%	+6
	Felony	F	43	▲	+43.3%	+13
	Capias	CA	13	▼	-31.6%	-6
	Show Cause	SC	10	▼	-23.1%	-3
	Civil Violation	CV	2	▼	-33.3%	-1
	Total			175	▲	5.4%
Traffic	Infraction	I	456	▲	+39.9%	+130
	Misdemeanor	M	105	▲	+52.2%	+36
	Capias	CA	4	▼	-42.9%	-3
	Show Cause	SC	4	▼	-42.9%	-3
	Civil Violation	CV	1	▲	-	+1
	Felony	F	1	▲	-	+1
Total			571	▲	39.6%	+162
Civil	Garnishment	GA	44	▲	+51.7%	+15
	Warrant in Debt	WD	40	▼	-35.5%	-22
	Admin License	AL	12	▲	+71.4%	+5
	Other	OT	9	▲	-	-
	Unlawful Detainer	UD	8	▼	-20.0%	-2
	Preliminary Protective Order	PP	4	▼	-33.3%	-2
	Detinue	DT	3	▼	-40.0%	-2
	Impoundment	IM	3	▲	-	+3
	Protective Order	PO	3	↔	-	-
	Bond Forfeiture	BF	1	▼	-75.0%	-3
	Abstract	AJ	0	▼	-100.0%	-2
Total			127	▼	-7.3%	-10
Civil Commitments	Temporary Detention Order	TD	7	▲	+16.7%	+1
	Emergency Custody Order	EC	3	▼	-40.0%	-2
	Mental Commitment	MC	1	▲	-	+1
Total			11		0.0%	0
GRAND TOTAL			884	▲	22.3%	+161

Dispositions by Major Case Category**

Category	Summary	Change	% Change	Absolute Change
Felony	44	▲	+46.7%	+14
Garnishment	44	▲	+51.7%	+15
General Civil	44	▲	-34.3%	-23
Infraction/Civil Violation	459	▲	+39.5%	+130
Landlord /Tenant	8	▼	-20.0%	-2
Misdemeanor	212	▲	+24.7%	+42
Other	66	▲	-16.5%	-13
Protective Orders	7	▼	-22.2%	-2
GRAND TOTAL	884	▲	22.3%	+161

* Compared to same time period as previous year
 2/15/2024 10:07:08AM

** Case Type Categories are defined in the 2017 Virginia Judicial Workload Assessment
 Source: SCV-SQL-Information

2024 Overall GRAND TOTAL		Distribution of Caseload		Change*		Percentage (%) of Caseload		
179	-102 -36.3%	Criminal	27 15%	-65.4% ▼	-51	Criminal	2023 27.8%	2024 15.1%
2024		Traffic	100 56%	-35.1% ▼	-54	Traffic	54.8%	55.9%
2023		Civil	52 29%	6.1% ▲	+3	Civil	17.4%	29.1%
		GRAND TOTAL	179 100%	-36.3% ▼	-102	GRAND TOTAL	100%	100%

Dispositions by Division & Code

Division	Case Type Description	Code	Summary	Change	% Change	Absolute Change
Criminal	Misdemeanor	M	20	▼	-50.0%	-20
	Felony	F	5	▼	-28.6%	-2
	Capias	CA	1	▼	-93.3%	-14
	Show Cause	SC	1	▼	-93.8%	-15
	Total		27	▼	-65.4%	-51
Traffic	Infraction	I	79	▲	+61.2%	+30
	Misdemeanor	M	21	▼	-55.3%	-26
	Capias	CA	0	▼	-100.0%	-32
	Felony	F	0	▼	-100.0%	-1
	Show Cause	SC	0	▼	-100.0%	-25
	Total		100	▼	-35.1%	-54
Civil	Warrant in Debt	WD	18	▲	+12.5%	+2
	Garnishment	GA	17	▲	+21.4%	+3
	Unlawful Detainer	UD	8	▲	+60.0%	+3
	Other	OT	6	▼	-25.0%	-2
	Motion for Judgment	MJ	1	↔	-	-
	Preliminary Protective Order	PP	1	▼	-75.0%	-3
	Protective Order	PO	1	▲	-	+1
	Admin License	AL	0	▼	-100.0%	-1
	Total		52	▲	6.1%	+3
GRAND TOTAL		179	▼	-36.3%	-102	

Dispositions by Major Case Category**

Category	Summary	Change	% Change	Absolute Change
Felony	5	▼	-37.5%	-3
Garnishment	17	▲	+21.4%	+3
General Civil	19	▲	+11.8%	+2
Infraction/Civil Violation	79	▲	+61.2%	+30
Landlord /Tenant	8	▲	+60.0%	+3
Misdemeanor	41	▼	-52.9%	-46
Other	8	▼	-91.8%	-89
Protective Orders	2	▲	-50.0%	-2
GRAND TOTAL	179	▼	-36.3%	-102

* Compared to same time period as previous year
 2/15/2024 10:07:08AM

** Case Type Categories are defined in the 2017 Virginia Judicial Workload Assessment
 Source: SCV-SQL-Information

2024 Overall GRAND TOTAL		Distribution of Caseload			Change*		Percentage (%) of Caseload		
1,324	+226 20.6%	Criminal	120	9%	10.1% ▲	+11	Criminal	2023 9.9%	2024 9.1%
2024		Traffic	1,000	76%	18.6% ▲	+157	Traffic	76.8%	75.5%
2023		Civil	194	15%	35.7% ▲	+51	Civil	13.0%	14.7%
		Civil Commitments	10	1%	233.3% ▲	+7	Civil Commitments	0.3%	0.8%
		GRAND TOTAL	1,324	100%	20.6% ▲	+226	GRAND TOTAL	100%	100%

Dispositions by Division & Code

Division	Case Type Description	Code	Summary	Change	% Change	Absolute Change
Criminal	Misdemeanor	M	59	▲	+1.7%	+1
	Felony	F	30	▲	+130.8%	+17
	Capias	CA	15	▼	-28.6%	-6
	Show Cause	SC	14	▼	-12.5%	-2
	Civil Violation	CV	2	▲	+100.0%	+1
	Total			120	▲	10.1%
Traffic	Infraction	I	703	▲	+15.4%	+94
	Misdemeanor	M	283	▲	+35.4%	+74
	Capias	CA	10	▼	-56.5%	-13
	Felony	F	2	▲	+100.0%	+1
	Show Cause	SC	2	▲	+100.0%	+1
	Total			1,000	▲	18.6%
Civil	Warrant in Debt	WD	91	▲	+106.8%	+47
	Garnishment	GA	43	▲	+30.3%	+10
	Unlawful Detainer	UD	20	▲	+25.0%	+4
	Detinue	DT	14	▼	-17.6%	-3
	Admin License	AL	6	▲	+20.0%	+1
	Other	OT	6	▲	-25.0%	-2
	Bond Forfeiture	BF	5	▼	-37.5%	-3
	Preliminary Protective Order	PP	4	↔	-	-
	Impoundment	IM	3	▲	+200.0%	+2
	Abstract	AJ	1	↔	-	-
	Show Cause	SC	1	▲	-	+1
	Interrogatory	IN	0	▼	-100.0%	-4
	Protective Order	PO	0	▼	-100.0%	-2
	Total			194	▲	35.7%
Civil Commitments	Temporary Detention Order	TD	6	▲	+100.0%	+3
	Emergency Custody Order	EC	4	▲	-	+4
	Total		10	▲	233.3%	+7
GRAND TOTAL			1,324	▲	20.6%	+226

Dispositions by Major Case Category**

Category	Summary	Change	% Change	Absolute Change
Felony	32	▲	+128.6%	+18
Garnishment	43	▼	+16.2%	+6
General Civil	107	▲	+75.4%	+46
Infraction/Civil Violation	705	▲	+15.6%	+95
Landlord /Tenant	20	▲	+25.0%	+4
Misdemeanor	342	▲	+28.1%	+75
Other	71	▲	-18.4%	-16
Protective Orders	4	▼	-33.3%	-2
GRAND TOTAL	1,324	▲	20.6%	+226

* Compared to same time period as previous year
 2/15/2024 10:07:08AM

** Case Type Categories are defined in the 2017 Virginia Judicial Workload Assessment
 Source: SCV-SQL-Information

2024 Overall GRAND TOTAL		Distribution of Caseload			Change*		Percentage (%) of Caseload		
573	-99 -14.7%	Criminal	86	15%	14.7% ▲	+11	Criminal	2023 11.2%	2024 15.0%
2024		Traffic	340	59%	-23.6% ▼	-105	Traffic	66.2%	59.3%
2023		Civil	140	24%	0.0% ↔	0	Civil	20.8%	24.4%
		Civil Commitments	7	1%	-41.7% ▼	-5	Civil Commitments	1.8%	1.2%
		GRAND TOTAL	573	100%	-14.7% ▼	-99	GRAND TOTAL	100%	100%

Dispositions by Division & Code

Division	Case Type Description	Code	Summary	Change	% Change	Absolute Change
Criminal	Misdemeanor	M	55	▲	+129.2%	+31
	Show Cause	SC	15	▲	+36.4%	+4
	Capias	CA	11	▼	-31.3%	-5
	Felony	F	3	▼	-85.7%	-18
	Civil Violation	CV	2	▼	-33.3%	-1
	Total			86	▲	14.7%
Traffic	Infraction	I	285	▼	-28.2%	-112
	Misdemeanor	M	53	▲	+15.2%	+7
	Capias	CA	2	▲	+100.0%	+1
	Show Cause	SC	0	▼	-100.0%	-1
	Total			340	▼	-23.6%
Civil	Warrant in Debt	WD	35	▲	+25.0%	+7
	Garnishment	GA	26	▼	-27.8%	-10
	Unlawful Detainer	UD	25	▼	-32.4%	-12
	Admin License	AL	17	▲	+142.9%	+10
	Detinue	DT	17	▲	+6.3%	+1
	Other	OT	9	▼	-	-
	Protective Order	PO	5	▲	+150.0%	+3
	Preliminary Protective Order	PP	4	↔	-	-
	Interrogatory	IN	2	▲	-	+2
	Impoundment	IM	0	▼	-100.0%	-1
Total			140		0.0%	0
Civil Commitments	Temporary Detention Order	TD	4	▼	-33.3%	-2
	Emergency Custody Order	EC	3	▼	-40.0%	-2
	Medical Emergency Custody Order	ME	0	▼	-100.0%	-1
	Total			7	▼	-41.7%
GRAND TOTAL			573	▼	-14.7%	-99

Dispositions by Major Case Category**

Category	Summary	Change	% Change	Absolute Change
Felony	3	▼	-85.7%	-18
Garnishment	28	▲	-22.2%	-8
General Civil	52	▼	+15.6%	+7
Infraction/Civil Violation	287	▼	-28.3%	-113
Landlord /Tenant	25	▼	-32.4%	-12
Misdemeanor	108	▲	+54.3%	+38
Other	61	▼	+7.0%	+4
Protective Orders	9	▲	+50.0%	+3
GRAND TOTAL	573	▼	-14.7%	-99

* Compared to same time period as previous year
 2/15/2024 10:07:08AM

** Case Type Categories are defined in the 2017 Virginia Judicial Workload Assessment
 Source: SCV-SQL-Information

2024 Overall GRAND TOTAL		Distribution of Caseload			Change*		Percentage (%) of Caseload		
324	+68 26.6%	Criminal	44	14%	69.2% ▲	+18	Criminal	2023 10.2%	2024 13.6%
2024	↑	Traffic	222	69%	26.9% ▲	+47	Traffic	68.4%	68.5%
2023		Civil	58	18%	7.4% ▲	+4	Civil	21.1%	17.9%
		Civil Commitments	0	0%	-100.0% ▼	-1	Civil Commitments	0.4%	0.0%
		GRAND TOTAL	324	100%	26.6% ▲	+68	GRAND TOTAL	100%	100%

Dispositions by Division & Code

Division	Case Type Description	Code	Summary	Change	% Change	Absolute Change
Criminal	Misdemeanor	M	23	▲	+9.5%	+2
	Felony	F	13	▲	+225.0%	+9
	Show Cause	SC	5	▲	-	+5
	Capias	CA	3	▲	+200.0%	+2
	Total		44	▲	69.2%	+18
Traffic	Infraction	I	176	▲	+30.4%	+41
	Misdemeanor	M	44	▲	+15.8%	+6
	Capias	CA	1	▲	-	+1
	Felony	F	1	▲	-	+1
	Show Cause	SC	0	▼	-100.0%	-2
	Total		222	▲	26.9%	+47
Civil	Warrant in Debt	WD	28	▲	+47.4%	+9
	Garnishment	GA	16	▼	-20.0%	-4
	Admin License	AL	5	▲	+150.0%	+3
	Abstract	AJ	2	▲	+100.0%	+1
	Protective Order	PO	2	↔	-	-
	Unlawful Detainer	UD	2	▼	-66.7%	-4
	Detinue	DT	1	▲	-	+1
	Impoundment	IM	1	▲	-	+1
	Petition-Restore Arms	PR	1	▲	-	+1
	Other	OT	0	▼	-100.0%	-2
	Show Cause	SC	0	▼	-100.0%	-2
	Total		58	▲	7.4%	+4
Civil Commitments	Emergency Custody Order	EC	0	▼	-100.0%	-1
	Total		0	▼	-100.0%	-1
GRAND TOTAL			324	▲	26.6%	+68

Dispositions by Major Case Category**

Category	Summary	Change	% Change	Absolute Change
Felony	14	▲	+250.0%	+10
Garnishment	16	▼	-20.0%	-4
General Civil	30	▲	+57.9%	+11
Infraction/Civil Violation	176	▲	+30.4%	+41
Landlord /Tenant	2	▼	-66.7%	-4
Misdemeanor	67	▲	+13.6%	+8
Other	17	▲	+54.5%	+6
Protective Orders	2	↔	-	0
GRAND TOTAL	324	▲	26.6%	+68

* Compared to same time period as previous year
 2/15/2024 10:07:08AM

** Case Type Categories are defined in the 2017 Virginia Judicial Workload Assessment
 Source: SCV-SQL-Information

2024 Overall GRAND TOTAL		Distribution of Caseload			Change*		Percentage (%) of Caseload		
1,181	+218 22.6%	Criminal	80	7%	29.0% ▲	+18	Criminal	2023 6.4%	2024 6.8%
2024	↑	Traffic	879	74%	25.2% ▲	+177	Traffic	72.9%	74.4%
2023		Civil	152	13%	4.1% ▲	+6	Civil	15.2%	12.9%
		Civil Commitments	70	6%	32.1% ▲	+17	Civil Commitments	5.5%	5.9%
		GRAND TOTAL	1,181	100%	22.6% ▲	+218	GRAND TOTAL	100%	100%

Dispositions by Division & Code

Division	Case Type Description	Code	Summary	Change	% Change	Absolute Change
Criminal	Misdemeanor	M	48	▲	+50.0%	+16
	Felony	F	20	▲	+5.3%	+1
	Capias	CA	8	▲	+100.0%	+4
	Civil Violation	CV	2	▼	-60.0%	-3
	Show Cause	SC	2	↔		-
	Total			80	▲	29.0%
Traffic	Infraction	I	620	▲	+20.6%	+106
	Misdemeanor	M	235	▲	+34.3%	+60
	Capias	CA	24	▲	+118.2%	+13
	Restricted Operators License	RL	0	▼	-100.0%	-1
	Show Cause	SC	0	▼	-100.0%	-1
	Total			879	▲	25.2%
Civil	Warrant in Debt	WD	72	▲	+94.6%	+35
	Garnishment	GA	44	▲	+4.8%	+2
	Unlawful Detainer	UD	18	▼	-61.7%	-29
	Other	OT	7	▲	+40.0%	+2
	Motion for Judgment	MJ	3	▲	-	+3
	Preliminary Protective Order	PP	3	▼	-40.0%	-2
	Admin License	AL	2	▼	-33.3%	-1
	Abstract	AJ	1	↔		-
	Detinue	DT	1	↔		-
	Protective Order	PO	1	▼	-50.0%	-1
	Show Cause	SC	0	▼	-100.0%	-3
	Total			152	▲	4.1%
Civil Commitments	Other	OT	37	▲	+54.2%	+13
	Mental Commitment	MC	24	▲	+14.3%	+3
	Temporary Detention Order	TD	5	▲	+400.0%	+4
	Emergency Custody Order	EC	4	▼	-42.9%	-3
Total			70	▲	32.1%	+17
GRAND TOTAL			1,181	▲	22.6%	+218

Dispositions by Major Case Category**

Category	Summary	Change	% Change	Absolute Change
Felony	20	▲	+5.3%	+1
Garnishment	44	▲	+4.8%	+2
General Civil	76	▲	+100.0%	+38
Infraction/Civil Violation	622	▼	+19.8%	+103
Involuntary Civil Commitments	37	▲	+54.2%	+13
Landlord /Tenant	18	▼	-61.7%	-29
Misdemeanor	283	▼	+36.1%	+75
Other	77	▲	+30.5%	+18
Protective Orders	4	▼	-42.9%	-3
GRAND TOTAL	1,181	▲	22.6%	+218

* Compared to same time period as previous year
 2/15/2024 10:07:08AM

** Case Type Categories are defined in the 2017 Virginia Judicial Workload Assessment
 Source: SCV-SQL-Information

2024 Overall GRAND TOTAL		Distribution of Caseload			Change*		Percentage (%) of Caseload		
525	+131 33.2%	Criminal	71	14%	-2.7% ▼	-2	Criminal	2023 18.5%	2024 13.5%
2024	↑	Traffic	329	63%	43.7% ▲	+100	Traffic	58.1%	62.7%
2023		Civil	78	15%	18.2% ▲	+12	Civil	16.8%	14.9%
		Civil Commitments	47	9%	80.8% ▲	+21	Civil Commitments	6.6%	9.0%
		GRAND TOTAL	525	100%	33.2% ▲	+131	GRAND TOTAL	100%	100%

Dispositions by Division & Code

Division	Case Type Description	Code	Summary	Change	% Change	Absolute Change
Criminal	Misdemeanor	M	45	▲	+15.4%	+6
	Felony	F	16	▼	-42.9%	-12
	Show Cause	SC	6	▲	+500.0%	+5
	Capias	CA	3	▲	+200.0%	+2
	Civil Violation	CV	1	▼	-75.0%	-3
	Total			71	▼	-2.7%
Traffic	Infraction	I	252	▲	+37.0%	+68
	Misdemeanor	M	67	▲	+59.5%	+25
	Show Cause	SC	6	▲	+200.0%	+4
	Capias	CA	3	▲	+200.0%	+2
	Felony	F	1	▲	-	+1
	Total			329	▲	43.7%
Civil	Warrant in Debt	WD	33	▲	+22.2%	+6
	Garnishment	GA	15	↔	-	-
	Detinue	DT	13	▲	+550.0%	+11
	Preliminary Protective Order	PP	6	▲	-	+6
	Other	OT	5	▼	-16.7%	-1
	Unlawful Detainer	UD	3	▼	-75.0%	-9
	Protective Order	PO	2	▲	-	+2
	Motion for Judgment	MJ	1	▼	-50.0%	-1
	Interrogatory	IN	0	▼	-100.0%	-2
	Total			78	▲	18.2%
Civil Commitments	Mental Commitment	MC	31	▲	+24.0%	+6
	Other	OT	11	▲	-	+11
	Temporary Detention Order	TD	4	▲	+300.0%	+3
	Emergency Custody Order	EC	1	▲	-	+1
	Total			47	▲	80.8%
GRAND TOTAL			525	▲	33.2%	+131

Dispositions by Major Case Category**

Category	Summary	Change	% Change	Absolute Change	
Felony	17	▲	-39.3%	-11	
Garnishment	15	▼	-11.8%	-2	
General Civil	47	▲	+51.6%	+16	
Infraction/Civil Violation	253	▼	+34.6%	+65	
Involuntary Civil Commitments	11	▲	-	+11	
Landlord /Tenant	3	▼	-75.0%	-9	
Misdemeanor	112	▲	+38.3%	+31	
Other	59	▲	+59.5%	+22	
Protective Orders	8	▲	-	+8	
GRAND TOTAL		525	▲	33.2%	+131

2024 Overall GRAND TOTAL		Distribution of Caseload			Change*		Percentage (%) of Caseload		
2,050	-80 -3.8%	Criminal	352	17%	69.2% ▲	+144	Criminal	2023 9.8%	2024 17.2%
2024		Traffic	728	36%	-28.5% ▼	-290	Traffic	47.8%	35.5%
2023		Civil	641	31%	0.6% ▲	+4	Civil	29.9%	31.3%
		Civil Commitments	329	16%	23.2% ▲	+62	Civil Commitments	12.5%	16.0%
		GRAND TOTAL	2,050	100%	-3.8% ▼	-80	GRAND TOTAL	100%	100%

Dispositions by Division & Code

Division	Case Type Description	Code	Summary	Change	% Change	Absolute Change
Criminal	Misdemeanor	M	194	▲	+86.5%	+90
	Felony	F	70	▲	+25.0%	+14
	Capias	CA	54	▲	+86.2%	+25
	Show Cause	SC	31	▲	+93.8%	+15
	Civil Violation	CV	3	↔		-
	Total			352	▲	69.2%
Traffic	Infraction	I	467	▼	-37.2%	-277
	Misdemeanor	M	242	▼	-3.2%	-8
	Capias	CA	11	▲	+57.1%	+4
	Restricted Operators License	RL	5	▲	+66.7%	+2
	Show Cause	SC	2	▲	+100.0%	+1
	Other	O	1	▼	-83.3%	-5
	Civil Violation	CV	0	▼	-100.0%	-3
	Felony	F	0	▼	-100.0%	-4
Total			728	▼	-28.5%	-290
Civil	Unlawful Detainer	UD	270	▼	-10.3%	-31
	Garnishment	GA	181	▲	+19.1%	+29
	Warrant in Debt	WD	132	▲	+32.0%	+32
	Show Cause	SC	15	▼	-31.8%	-7
	Bond Forfeiture	BF	14	▲	+366.7%	+11
	Other	OT	10	▼	-61.5%	-16
	Protective Order	PO	7	▲	+133.3%	+4
	Preliminary Protective Order	PP	6	▼	-40.0%	-4
	Motion for Judgment	MJ	2	▼	-50.0%	-2
	Tenants Assertion	TA	2	▲	+100.0%	+1
	Interrogatory	IN	1	▲	-	+1
	Petition-Restore Arms	PR	1	↔		-
	Abstract	AJ	0	▼	-100.0%	-8
	Admin License	AL	0	▼	-100.0%	-1
	Detinue	DT	0	▼	-100.0%	-5
Total			641	▲	0.6%	+4
Civil Commitments	Mental Commitment	MC	213	▲	+10.4%	+20
	Other	OT	97	▲	+44.8%	+30
	Temporary Detention Order	TD	14	▲	+133.3%	+8
	Emergency Custody Order	EC	5	▲	+400.0%	+4
Total			329	▲	23.2%	+62
GRAND TOTAL			2,050	▼	-3.8%	-80

Dispositions by Major Case Category**

Category	Summary	Change	% Change	Absolute Change
Felony	70	▼	+16.7%	+10
Garnishment	182	▲	+19.7%	+30
General Civil	135	▼	+20.5%	+23
Infraction/Civil Violation	471	▼	-37.7%	-285
Involuntary Civil Commitments	97	▲	+44.8%	+30
Landlord /Tenant	272	▲	-9.9%	-30
Misdemeanor	441	▲	+23.5%	+84

* Compared to same time period as previous year
 2/15/2024 10:07:08AM

** Case Type Categories are defined in the 2017 Virginia Judicial Workload Assessment
 Source: SCV-SQL-Information

CPSS - GCMS CASELOAD STATISTICS OF THE GENERAL DISTRICT COURTS
 January 2024 thru January 2024 Dispositions (Compared to January 2023 thru January 2023)

Other	369	▲	+18.6%	+58
Protective Orders	13	▲		0
GRAND TOTAL	2,050	▼	-3.8%	-80

* Compared to same time period as previous year
 2/15/2024 10:07:08AM

** Case Type Categories are defined in the 2017 Virginia Judicial Workload Assessment
 Source: SCV-SQL-Information

2024 Overall GRAND TOTAL		Distribution of Caseload			Change*		Percentage (%) of Caseload			
2024	450	Criminal	51	11%	59.4%	▲	+19	Criminal	2023	2024
2023	+135 42.9%	Traffic	337	75%	75.5%	▲	+145	Traffic	61.0%	74.9%
		Civil	59	13%	-32.2%	▼	-28	Civil	27.6%	13.1%
		Civil Commitments	3	1%	-25.0%	▼	-1	Civil Commitments	1.3%	0.7%
		GRAND TOTAL	450	100%	42.9%	▲	+135	GRAND TOTAL	100%	100%

Dispositions by Division & Code

Division	Case Type Description	Code	Summary	Change	% Change	Absolute Change
Criminal	Misdemeanor	M	20	▼	-4.8%	-1
	Felony	F	15	▲	+1,400.0%	+14
	Capias	CA	7	▲	-	+7
	Show Cause	SC	6	↔	-	-
	Civil Violation	CV	3	▼	-25.0%	-1
	Total			51	▲	59.4%
Traffic	Infraction	I	271	▲	+71.5%	+113
	Misdemeanor	M	57	▲	+72.7%	+24
	Capias	CA	5	▲	-	+5
	Show Cause	SC	3	▲	+200.0%	+2
	Felony	F	1	▲	-	+1
	Total			337	▲	75.5%
Civil	Warrant in Debt	WD	30	▲	+7.1%	+2
	Garnishment	GA	13	▼	-53.6%	-15
	Admin License	AL	5	▲	+66.7%	+2
	Unlawful Detainer	UD	5	▼	-44.4%	-4
	Impoundment	IM	3	▼	-25.0%	-1
	Preliminary Protective Order	PP	1	▼	-50.0%	-1
	Protective Order	PO	1	↔	-	-
	Tenants Assertion	TA	1	▲	-	+1
	Motion for Judgment	MJ	0	▼	-100.0%	-1
	Other	OT	0	▼	-100.0%	-5
	Zoning Violation	ZO	0	▼	-100.0%	-6
	Total			59	▼	-32.2%
Civil Commitments	Temporary Detention Order	TD	2	▲	+100.0%	+1
	Emergency Custody Order	EC	1	↔	-	-
	Other	OT	0	▼	-100.0%	-2
Total			3	▼	-25.0%	-1
GRAND TOTAL			450	▲	42.9%	+135

Dispositions by Major Case Category**

Category	Summary	Change	% Change	Absolute Change
Felony	16	▲	+1,500.0%	+15
Garnishment	13	▼	-53.6%	-15
General Civil	30	▼	+3.4%	+1
Infraction/Civil Violation	274	▲	+69.1%	+112
Involuntary Civil Commitments	0	▼	-100.0%	-2
Landlord /Tenant	6	▲	-33.3%	-3
Misdemeanor	77	▼	+28.3%	+17
Other	32	▲	+52.4%	+11
Protective Orders	2	▼	-33.3%	-1
GRAND TOTAL	450	▲	42.9%	+135

* Compared to same time period as previous year
 2/15/2024 10:07:08AM

** Case Type Categories are defined in the 2017 Virginia Judicial Workload Assessment
 Source: SCV-SQL-Information

2024 Overall GRAND TOTAL		Distribution of Caseload			Change*		Percentage (%) of Caseload			
6,742	-773 -10.3%	Criminal	917	14%	-8.2%	▼	-82	Criminal	2023 13.3%	2024 13.6%
2024		Traffic	2,796	41%	-25.9%	▼	-979	Traffic	50.2%	41.5%
2023		Civil	2,999	44%	11.3%	▲	+305	Civil	35.8%	44.5%
		Civil Commitments	30	0%	-36.2%	▼	-17	Civil Commitments	0.6%	0.4%
		GRAND TOTAL	6,742	100%	-10.3%	▼	-773	GRAND TOTAL	100%	100%

Dispositions by Division & Code

Division	Case Type Description	Code	Summary	Change	% Change	Absolute Change
Criminal	Misdemeanor	M	457	▲	+0.4%	+2
	Felony	F	251	▼	-26.6%	-91
	Capias	CA	150	▲	+5.6%	+8
	Show Cause	SC	48	▲	+23.1%	+9
	Civil Violation	CV	9	▼	-52.6%	-10
	Motion	MO	2	↔		-
	Total			917	▼	-8.2%
Traffic	Infraction	I	1,541	▼	-32.8%	-751
	Misdemeanor	M	1,041	▼	-14.5%	-176
	Capias	CA	90	▼	-29.1%	-37
	Show Cause	SC	65	▲	+10.2%	+6
	Felony	F	24	▼	-35.1%	-13
	Motion	MO	17	▼	-10.5%	-2
	Civil Violation	CV	14	▼	-17.6%	-3
	Restricted Operators License	RL	4	▼	-33.3%	-2
	Other	O	0	▼	-100.0%	-1
Total			2,796	▼	-25.9%	-979
Civil	Warrant in Debt	WD	1,282	▲	+28.8%	+287
	Garnishment	GA	727	▲	+0.1%	+1
	Unlawful Detainer	UD	711	▲	+11.8%	+75
	Other	OT	62	▲	-25.3%	-21
	Admin License	AL	43	▼	-27.1%	-16
	Preliminary Protective Order	PP	37	▼	-2.6%	-1
	Protective Order	PO	31	▼	-27.9%	-12
	Show Cause	SC	31	▲	+24.0%	+6
	Motion for Judgment	MJ	20	▲	+33.3%	+5
	Interrogatory	IN	14	▲	+40.0%	+4
	Detinue	DT	10	▼	-37.5%	-6
	Impoundment	IM	10	▲	+233.3%	+7
	Bond Forfeiture	BF	9	▼	-55.0%	-11
	Abstract	AJ	7	▼	-65.0%	-13
	Counter Claim	CC	2	↔		-
	Tenants Assertion	TA	2	↔		-
Petition-Restore Arms	PR	1	↔		-	
Total			2,999	▲	11.3%	+305
Civil Commitments	Temporary Detention Order	TD	22	▼	-18.5%	-5
	Emergency Custody Order	EC	8	▼	-57.9%	-11
	Medical Emergency Custody Order	ME	0	▼	-100.0%	-1
	Total			30	▼	-36.2%
GRAND TOTAL			6,742	▼	-10.3%	-773

Dispositions by Major Case Category**

Category	Summary	Change	% Change	Absolute Change
Felony	275	▼	-27.4%	-104
Garnishment	741	▲	+0.7%	+5
General Civil	1,330	▲	+28.5%	+295
Infraction/Civil Violation	1,564	▼	-32.8%	-765
Landlord /Tenant	713	▲	+11.8%	+75

* Compared to same time period as previous year
 2/15/2024 10:07:08AM

** Case Type Categories are defined in the 2017 Virginia Judicial Workload Assessment
 Source: SCV-SQL-Information

CPSS - GCMS CASELOAD STATISTICS OF THE GENERAL DISTRICT COURTS

January 2024 thru January 2024 Dispositions (Compared to January 2023 thru January 2023)

Misdemeanor	1,502	▼	-10.5%	-176
Other	549	▼	-14.1%	-90
Protective Orders	68	▼	-16.0%	-13
GRAND TOTAL	6,742	▼	-10.3%	-773

* Compared to same time period as previous year
2/15/2024 10:07:08AM

** Case Type Categories are defined in the 2017 Virginia Judicial Workload Assessment
Source: SCV-SQL-Information

2024 Overall GRAND TOTAL		Distribution of Caseload			Change*		Percentage (%) of Caseload		
709	-126 -15.1%	Criminal	240	34%	23.7% ▲	+46	Criminal	2023 23.2%	2024 33.9%
2024		Traffic	288	41%	-36.4% ▼	-165	Traffic	54.3%	40.6%
2023		Civil	177	25%	-2.2% ▼	-4	Civil	21.7%	25.0%
		Civil Commitments	4	1%	-42.9% ▼	-3	Civil Commitments	0.8%	0.6%
		GRAND TOTAL	709	100%	-15.1% ▼	-126	GRAND TOTAL	100%	100%

Dispositions by Division & Code

Division	Case Type Description	Code	Summary	Change	% Change	Absolute Change
Criminal	Misdemeanor	M	123	▲	+24.2%	+24
	Felony	F	49	▲	+2.1%	+1
	Capias	CA	42	▲	+50.0%	+14
	Show Cause	SC	21	▲	+75.0%	+9
	Civil Violation	CV	5	▼	-28.6%	-2
	Total			240	▲	23.7%
Traffic	Infraction	I	177	▼	-48.8%	-169
	Misdemeanor	M	96	▼	-5.9%	-6
	Capias	CA	13	▲	+225.0%	+9
	Felony	F	1	↔		-
	Show Cause	SC	1	▲	-	+1
	Total			288	▼	-36.4%
Civil	Warrant in Debt	WD	76	▲	+49.0%	+25
	Unlawful Detainer	UD	43	▼	-24.6%	-14
	Garnishment	GA	42	▼	-16.0%	-8
	Admin License	AL	5	▲	+66.7%	+2
	Bond Forfeiture	BF	3	▲	+200.0%	+2
	Impoundment	IM	2	▲	-	+2
	Motion for Judgment	MJ	2	↔		-
	Other	OT	2	▼	-50.0%	-2
	Protective Order	PO	1	▼	-75.0%	-3
	Tenants Assertion	TA	1	▲	-	+1
	Abstract	AJ	0	▼	-100.0%	-3
	Preliminary Protective Order	PP	0	▼	-100.0%	-2
	Show Cause	SC	0	▼	-100.0%	-4
	Total			177	▼	-2.2%
Civil Commitments	Emergency Custody Order	EC	3	↔		-
	Temporary Detention Order	TD	1	▼	-75.0%	-3
	Total		4	▼	-42.9%	-3
GRAND TOTAL			709	▼	-15.1%	-126

Dispositions by Major Case Category**

Category	Summary	Change	% Change	Absolute Change
Felony	50	▲	+2.0%	+1
Garnishment	42	▼	-16.0%	-8
General Civil	78	▲	+47.2%	+25
Infraction/Civil Violation	182	▼	-48.4%	-171
Landlord /Tenant	44	▲	-22.8%	-13
Misdemeanor	219	▲	+9.0%	+18
Other	93	▲	+40.9%	+27
Protective Orders	1	▼	-83.3%	-5
GRAND TOTAL	709	▼	-15.1%	-126

* Compared to same time period as previous year
 2/15/2024 10:07:08AM

** Case Type Categories are defined in the 2017 Virginia Judicial Workload Assessment
 Source: SCV-SQL-Information

2024 Overall GRAND TOTAL		Distribution of Caseload			Change*		Percentage (%) of Caseload																																													
2024	7,939	<table border="1"> <tr><td>Criminal</td><td>906</td><td>11%</td></tr> <tr><td>Traffic</td><td>2,983</td><td>38%</td></tr> <tr><td>Civil</td><td>3,785</td><td>48%</td></tr> <tr><td>Civil Commitments</td><td>265</td><td>3%</td></tr> <tr><td>GRAND TOTAL</td><td>7,939</td><td>100%</td></tr> </table>	Criminal	906	11%	Traffic	2,983	38%	Civil	3,785	48%	Civil Commitments	265	3%	GRAND TOTAL	7,939	100%	<table border="1"> <tr><td>2023</td><td>6,768</td></tr> <tr><td>Change</td><td>+1,171</td></tr> <tr><td>% Change</td><td>17.3%</td></tr> </table>	2023	6,768	Change	+1,171	% Change	17.3%	<table border="1"> <tr><td>2023</td><td>13.0%</td></tr> <tr><td>2024</td><td>11.4%</td></tr> <tr><td>Change</td><td>-1.6%</td></tr> </table>	2023	13.0%	2024	11.4%	Change	-1.6%	<table border="1"> <tr><td>2023</td><td>27.0%</td></tr> <tr><td>2024</td><td>37.6%</td></tr> <tr><td>Change</td><td>+10.6%</td></tr> </table>	2023	27.0%	2024	37.6%	Change	+10.6%	<table border="1"> <tr><td>2023</td><td>56.6%</td></tr> <tr><td>2024</td><td>47.7%</td></tr> <tr><td>Change</td><td>-8.9%</td></tr> </table>	2023	56.6%	2024	47.7%	Change	-8.9%	<table border="1"> <tr><td>2023</td><td>3.4%</td></tr> <tr><td>2024</td><td>3.3%</td></tr> <tr><td>Change</td><td>-0.1%</td></tr> </table>	2023	3.4%	2024	3.3%	Change	-0.1%
Criminal	906		11%																																																	
Traffic	2,983		38%																																																	
Civil	3,785		48%																																																	
Civil Commitments	265		3%																																																	
GRAND TOTAL	7,939	100%																																																		
2023	6,768																																																			
Change	+1,171																																																			
% Change	17.3%																																																			
2023	13.0%																																																			
2024	11.4%																																																			
Change	-1.6%																																																			
2023	27.0%																																																			
2024	37.6%																																																			
Change	+10.6%																																																			
2023	56.6%																																																			
2024	47.7%																																																			
Change	-8.9%																																																			
2023	3.4%																																																			
2024	3.3%																																																			
Change	-0.1%																																																			
2024	7,939	906	11%	16.5%	▲	+128	Criminal	13.0%	11.4%																																											
2023	6,768	2,983	38%	85.0%	▲	+1,371	Traffic	27.0%	37.6%																																											
		3,785	48%	12.1%	▲	+410	Civil	56.6%	47.7%																																											
		265	3%	30.5%	▲	+62	Civil Commitments	3.4%	3.3%																																											
		7,939	100%	33.0%	▲	+1,971	GRAND TOTAL	100%	100%																																											

Dispositions by Division & Code

Division	Case Type Description	Code	Summary	Change	% Change	Absolute Change
Criminal	Misdemeanor	M	519	▼	+17.7%	+78
	Felony	F	215	▼	+6.4%	+13
	Capias	CA	133	▼	+37.1%	+36
	Show Cause	SC	26	▼	+13.0%	+3
	Civil Violation	CV	13	▼	-13.3%	-2
	Total			906	▲	16.5%
Traffic	Infraction	I	2,205	▼	+133.1%	+1,259
	Misdemeanor	M	677	▼	+30.7%	+159
	Other	O	58	▼	-42.0%	-42
	Capias	CA	17	▼	-43.3%	-13
	Felony	F	13	▲	+116.7%	+7
	Show Cause	SC	7	▲	-	-
	Restricted Operators License	RL	6	▲	+20.0%	+1
	Total			2,983	▲	85.0%
Civil	Warrant in Debt	WD	1,178	▼	+26.4%	+246
	Garnishment	GA	1,145	▲	+22.7%	+212
	Unlawful Detainer	UD	1,140	▼	-4.7%	-56
	Other	OT	96	▼	-5.0%	-5
	Preliminary Protective Order	PP	53	▲	+43.2%	+16
	Motion for Judgment	MJ	44	▼	-18.5%	-10
	Show Cause	SC	43	▲	+7.5%	+3
	Protective Order	PO	22	▲	+2,100.0%	+21
	Detinue	DT	18	▼	-40.0%	-12
	Interrogatory	IN	18	▲	+200.0%	+12
	Tenants Assertion	TA	9	▼	-10.0%	-1
	Counter Claim	CC	6	▲	+100.0%	+3
	Capias	CA	4	▲	-	+4
	Admin License	AL	3	▼	-76.9%	-10
	Petition-Restore Arms	PR	2	▲	+100.0%	+1
	Abstract	AJ	1	▼	-94.1%	-16
	Cross Claim	CR	1	▲	-	+1
	Impoundment	IM	1	▲	-	+1
	Third Party Claim	TH	1	▲	-	+1
	Bond Forfeiture	BF	0	▼	-100.0%	-1
Total			3,785	▲	12.1%	+410
Civil Commitments	Mental Commitment	MC	149	▲	+29.6%	+34
	Temporary Detention Order	TD	105	▲	+31.3%	+25
	Emergency Custody Order	EC	11	▲	+37.5%	+3
	Total			265	▲	30.5%
GRAND TOTAL			7,939	▲	33.0%	+1,971

Dispositions by Major Case Category**

Category	Summary	Change	% Change	Absolute Change
Felony	228	▼	+9.6%	+20
Garnishment	1,163	▲	+23.9%	+224
General Civil	1,294	▼	+20.8%	+223
Infraction/Civil Violation	2,276	▼	+114.5%	+1,215
Landlord /Tenant	1,149	▼	-4.7%	-57

* Compared to same time period as previous year
 2/15/2024 10:07:08AM

** Case Type Categories are defined in the 2017 Virginia Judicial Workload Assessment
 Source: SCV-SQL-Information

CPSS - GCMS CASELOAD STATISTICS OF THE GENERAL DISTRICT COURTS

January 2024 thru January 2024 Dispositions (Compared to January 2023 thru January 2023)

Richmond

District: 13 FIPS: 760

Misdemeanor	1,202	▼	+24.7%	+238
Other	552	▲	+14.8%	+71
Protective Orders	75	▲	+97.4%	+37
GRAND TOTAL	7,939	▲	33.0%	+1,971

* Compared to same time period as previous year
2/15/2024 10:07:08AM

** Case Type Categories are defined in the 2017 Virginia Judicial Workload Assessment
Source: SCV-SQL-Information

CPSS - GCMS CASELOAD STATISTICS OF THE GENERAL DISTRICT COURTS

January 2024 thru January 2024 Dispositions (Compared to January 2023 thru January 2023)

2024 Overall GRAND TOTAL		Distribution of Caseload			Change*		Percentage (%) of Caseload		
9,626	+610 6.8%	Criminal	1,243	13%	19.9% ▲	+206	Criminal	2023 11.5%	2024 12.9%
2024	↑	Traffic	4,756	49%	2.3% ▲	+107	Traffic	51.6%	49.4%
2023		Civil	3,530	37%	9.5% ▲	+306	Civil	35.8%	36.7%
		Civil Commitments	97	1%	-8.5% ▼	-9	Civil Commitments	1.2%	1.0%
		GRAND TOTAL	9,626	100%	6.8% ▲	+610	GRAND TOTAL	100%	100%

Dispositions by Division & Code

Division	Case Type Description	Code	Summary	Change	% Change	Absolute Change
Criminal	Misdemeanor	M	648	▲	+19.8%	+107
	Felony	F	325	▲	+4.2%	+13
	Capias	CA	203	▲	+58.6%	+75
	Show Cause	SC	50	▲	+11.1%	+5
	Civil Violation	CV	17	▲	+54.5%	+6
	Total			1,243	▲	19.9%
Traffic	Infraction	I	3,630	▼	-1.4%	-51
	Misdemeanor	M	1,041	▲	+14.9%	+135
	Capias	CA	45	▲	+40.6%	+13
	Felony	F	19	▲	+72.7%	+8
	Show Cause	SC	11	▼	-15.4%	-2
	Restricted Operators License	RL	10	▲	+100.0%	+5
	Civil Violation	CV	0	▼	-100.0%	-1
Total			4,756	▲	2.3%	+107
Civil	Warrant in Debt	WD	1,327	▲	+24.6%	+262
	Unlawful Detainer	UD	1,105	▲	+13.8%	+134
	Garnishment	GA	862	▼	-8.3%	-78
	Admin License	AL	50	▲	+11.1%	+5
	Preliminary Protective Order	PP	33	▲	+57.1%	+12
	Other	OT	31	▲	+6.9%	+2
	Protective Order	PO	26	▲	+18.2%	+4
	Detinue	DT	22	▼	-15.4%	-4
	Motion for Judgment	MJ	22	▼	-8.3%	-2
	Show Cause	SC	17	▲	+21.4%	+3
	Interrogatory	IN	8	▲	+100.0%	+4
	Impoundment	IM	6	▲	+200.0%	+4
	Overweight	OC	5	▲	+66.7%	+2
	Abstract	AJ	4	▼	-88.6%	-31
	Tenants Assertion	TA	4	↔	-	-
	Bond Forfeiture	BF	3	▼	-57.1%	-4
	Interrogatory-Not	IC	2	▲	-	+2
	Counter Claim	CC	1	▼	-87.5%	-7
	Emergency Substantial Risk Order	SR	1	▲	-	+1
	Restricted Operators License	RL	1	▲	-	+1
	Capias	CA	0	▼	-100.0%	-1
	Petition-Restore Arms	PR	0	▼	-100.0%	-2
	Third Party Claim	TH	0	▼	-100.0%	-1
Total			3,530	▲	9.5%	+306
Civil Commitments	Temporary Detention Order	TD	51	▼	-10.5%	-6
	Mental Commitment	MC	39	▲	+2.6%	+1
	Emergency Custody Order	EC	5	▼	-28.6%	-2
	Other	OT	2	▼	-33.3%	-1
	Medical Emergency Temporary Detention Order	MT	0	▼	-100.0%	-1
Total			97	▼	-8.5%	-9
GRAND TOTAL			9,626	▲	6.8%	+610

* Compared to same time period as previous year

** Case Type Categories are defined in the 2017 Virginia Judicial Workload Assessment

Dispositions by Major Case Category**

Category	Summary	Change	% Change	Absolute Change
Felony	344	▲	+6.5%	+21
Garnishment	870	▲	-7.8%	-74
General Civil	1,376	▼	+22.9%	+256
Infraction/Civil Violation	3,652	▲	-1.2%	-44
Involuntary Civil Commitments	2	▼	-33.3%	-1
Landlord /Tenant	1,109	▲	+13.7%	+134
Misdemeanor	1,700	▲	+17.1%	+248
New to Workload Study	1	▲	-	+1
Other	513	▲	+11.5%	+53
Protective Orders	59	▲	+37.2%	+16
GRAND TOTAL	9,626	▲	6.8%	+610

* Compared to same time period as previous year
 2/15/2024 10:07:08AM

** Case Type Categories are defined in the 2017 Virginia Judicial Workload Assessment
 Source: SCV-SQL-Information

2024 Overall GRAND TOTAL		Distribution of Caseload			Change*		Percentage (%) of Caseload		
642	-343 -34.8%	Criminal	100	16%	14.9% ▲	+13	Criminal	2023 8.8%	2024 15.6%
2024		Traffic	521	81%	-34.2% ▼	-271	Traffic	80.4%	81.2%
2023		Civil	12	2%	-87.2% ▼	-82	Civil	9.5%	1.9%
		Civil Commitments	9	1%	-25.0% ▼	-3	Civil Commitments	1.2%	1.4%
		GRAND TOTAL	642	100%	-34.8% ▼	-343	GRAND TOTAL	100%	100%

Dispositions by Division & Code

Division	Case Type Description	Code	Summary	Change	% Change	Absolute Change
Criminal	Misdemeanor	M	69	▲	+4.5%	+3
	Felony	F	25	▲	+78.6%	+11
	Civil Violation	CV	4	↔		-
	Capias	CA	2	▲	+100.0%	+1
	Show Cause	SC	0	▼	-100.0%	-2
	Total			100	▲	14.9%
Traffic	Infraction	I	406	▼	-41.2%	-284
	Misdemeanor	M	111	▲	+16.8%	+16
	Felony	F	2	▲	-	+2
	Capias	CA	1	▼	-75.0%	-3
	Show Cause	SC	1	▼	-66.7%	-2
	Total			521	▼	-34.2%
Civil	Other	OT	5	▼	-28.6%	-2
	Admin License	AL	4	▲	+300.0%	+3
	Preliminary Protective Order	PP	2	▼	-66.7%	-4
	Protective Order	PO	1	▼	-75.0%	-3
	Garnishment	GA	0	▼	-100.0%	-25
	Impoundment	IM	0	▼	-100.0%	-1
	Interrogatory	IN	0	▼	-100.0%	-1
	Overweight	OC	0	▼	-100.0%	-1
	Unlawful Detainer	UD	0	▼	-100.0%	-7
	Warrant in Debt	WD	0	▼	-100.0%	-41
	Total			12	▼	-87.2%
Civil Commitments	Temporary Detention Order	TD	7	▼	-12.5%	-1
	Emergency Custody Order	EC	2	▼	-50.0%	-2
	Total			9	▼	-25.0%
GRAND TOTAL			642	▼	-34.8%	-343

Dispositions by Major Case Category**

Category	Summary	Change	% Change	Absolute Change
Felony	27	▲	+92.9%	+13
Garnishment	0	▼	-100.0%	-26
General Civil	0	▼	-100.0%	-41
Infraction/Civil Violation	410	▼	-41.0%	-285
Landlord /Tenant	0	▼	-100.0%	-7
Misdemeanor	180	▲	+11.8%	+19
Other	22	▼	-29.0%	-9
Protective Orders	3	▼	-70.0%	-7
GRAND TOTAL	642	▼	-34.8%	-343

* Compared to same time period as previous year
 2/15/2024 10:07:08AM

** Case Type Categories are defined in the 2017 Virginia Judicial Workload Assessment
 Source: SCV-SQL-Information

2024 Overall GRAND TOTAL		Distribution of Caseload			Change*		Percentage (%) of Caseload			
585	-24 -3.9%	Criminal	29	5%	-53.2%	▼	-33	Criminal	2023 10.2%	2024 5.0%
2024		Traffic	473	81%	4.9%	▲	+22	Traffic	74.1%	80.9%
2023		Civil	77	13%	-18.9%	▼	-18	Civil	15.6%	13.2%
		Civil Commitments	6	1%	500.0%	▲	+5	Civil Commitments	0.2%	1.0%
		GRAND TOTAL	585	100%	-3.9%	▼	-24	GRAND TOTAL	100%	100%

Dispositions by Division & Code

Division	Case Type Description	Code	Summary	Change	% Change	Absolute Change
Criminal	Misdemeanor	M	22	▼	-40.5%	-15
	Capias	CA	2	▼	-33.3%	-1
	Civil Violation	CV	2	▲	-	+2
	Felony	F	2	▼	-90.0%	-18
	Show Cause	SC	1	▼	-50.0%	-1
	Total			29	▼	-53.2%
Traffic	Infraction	I	418	▲	+6.9%	+27
	Misdemeanor	M	53	▼	-3.6%	-2
	Civil Violation	CV	1	↔	-	-
	Show Cause	SC	1	↔	-	-
	Capias	CA	0	▼	-100.0%	-1
	Felony	F	0	▼	-100.0%	-2
	Total			473	▲	4.9%
Civil	Garnishment	GA	20	▲	+81.8%	+9
	Warrant in Debt	WD	20	↔	-	-
	Detinue	DT	14	▲	+40.0%	+4
	Unlawful Detainer	UD	11	▲	+57.1%	+4
	Other	OT	4	▼	-85.2%	-23
	Abstract	AJ	3	▲	-	+3
	Impoundment	IM	3	▲	+50.0%	+1
	Admin License	AL	2	▲	+100.0%	+1
	Protective Order	PO	0	▼	-100.0%	-1
	Show Cause	SC	0	▼	-100.0%	-16
Total			77	▼	-18.9%	-18
Civil Commitments	Emergency Custody Order	EC	3	▲	-	+3
	Temporary Detention Order	TD	3	▲	+200.0%	+2
	Total			6	▲	500.0%
GRAND TOTAL			585	▼	-3.9%	-24

Dispositions by Major Case Category**

Category	Summary	Change	% Change	Absolute Change
Felony	2	▼	-90.9%	-20
Garnishment	20	▲	+81.8%	+9
General Civil	34	▼	-30.6%	-15
Infraction/Civil Violation	421	▲	+7.4%	+29
Landlord /Tenant	11	▲	+57.1%	+4
Misdemeanor	75	▼	-18.5%	-17
Other	22	▲	-37.1%	-13
Protective Orders	0	▼	-100.0%	-1
GRAND TOTAL	585	▼	-3.9%	-24

* Compared to same time period as previous year
2/15/2024 10:07:08AM

** Case Type Categories are defined in the 2017 Virginia Judicial Workload Assessment
Source: SCV-SQL-Information

2024 Overall GRAND TOTAL		Distribution of Caseload			Change*		Percentage (%) of Caseload			
1,685	+124 7.9%	Criminal	271	16%	-9.1%	▼	-27	Criminal	2023 19.1%	2024 16.1%
2024		Traffic	758	45%	5.9%	▲	+42	Traffic	45.9%	45.0%
2023		Civil	561	33%	32.3%	▲	+137	Civil	27.2%	33.3%
		Civil Commitments	95	6%	-22.8%	▼	-28	Civil Commitments	7.9%	5.6%
		GRAND TOTAL	1,685	100%	7.9%	▲	+124	GRAND TOTAL	100%	100%

Dispositions by Division & Code

Division	Case Type Description	Code	Summary	Change	% Change	Absolute Change
Criminal	Misdemeanor	M	167	▲	+7.7%	+12
	Felony	F	71	▼	-31.1%	-32
	Capias	CA	23	▼	-4.2%	-1
	Civil Violation	CV	5	↔		-
	Show Cause	SC	5	▼	-54.5%	-6
	Total			271	▼	-9.1%
Traffic	Infraction	I	597	▲	+5.5%	+31
	Misdemeanor	M	146	▲	+3.5%	+5
	Capias	CA	10	▲	+66.7%	+4
	Felony	F	2	▲	+100.0%	+1
	Restricted Operators License	RL	2	▲	-	+2
	Show Cause	SC	1	▼	-50.0%	-1
	Total			758	▲	5.9%
Civil	Warrant in Debt	WD	298	▲	+86.3%	+138
	Unlawful Detainer	UD	92	▲	+3.4%	+3
	Garnishment	GA	73	▼	-20.7%	-19
	Admin License	AL	20	▲	+233.3%	+14
	Other	OT	20	▲	-9.1%	-2
	Bond Forfeiture	BF	15	▲	+50.0%	+5
	Preliminary Protective Order	PP	12	▼	-14.3%	-2
	Impoundment	IM	10	▲	+11.1%	+1
	Show Cause	SC	8	▲	+300.0%	+6
	Abstract	AJ	7	▲	+16.7%	+1
	Detinue	DT	2	▼	-83.3%	-10
	Interrogatory	IN	2	▲	+100.0%	+1
	Protective Order	PO	2	▲	+100.0%	+1
	Total			561	▲	32.3%
Civil Commitments	Mental Commitment	MC	54	▼	-25.0%	-18
	Other	OT	18	▲	+28.6%	+4
	Temporary Detention Order	TD	12	▼	-42.9%	-9
	Emergency Custody Order	EC	11	▼	-26.7%	-4
	Petition	PT	0	▼	-100.0%	-1
Total			95	▼	-22.8%	-28
GRAND TOTAL			1,685	▲	7.9%	+124

Dispositions by Major Case Category**

Category	Summary	Change	% Change	Absolute Change
Felony	73	▲	-29.8%	-31
Garnishment	75	▲	-19.4%	-18
General Civil	306	▲	+72.9%	+129
Infraction/Civil Violation	602	▲	+5.4%	+31
Involuntary Civil Commitments	18	▼	+20.0%	+3
Landlord /Tenant	92	▲	+3.4%	+3
Misdemeanor	315	▲	+6.4%	+19
Other	190	▲	-5.5%	-11
Protective Orders	14	▲	-6.7%	-1

* Compared to same time period as previous year
 2/15/2024 10:07:08AM

** Case Type Categories are defined in the 2017 Virginia Judicial Workload Assessment
 Source: SCV-SQL-Information

<i>GRAND TOTAL</i>	1,685	▲	7.9%	+124
---------------------------	--------------	---	------	------

* Compared to same time period as previous year
2/15/2024 10:07:08AM

** Case Type Categories are defined in the 2017 Virginia Judicial Workload Assessment
Source: SCV-SQL-Information

2024 Overall GRAND TOTAL		Distribution of Caseload			Change*		Percentage (%) of Caseload		
1,942	+47 2.5%	Criminal	298	15%	26.3% ▲	+62	Criminal	2023 12.5%	2024 15.3%
2024	↑	Traffic	1,192	61%	2.1% ▲	+24	Traffic	61.6%	61.4%
2023		Civil	441	23%	-8.7% ▼	-42	Civil	25.5%	22.7%
		Civil Commitments	11	1%	37.5% ▲	+3	Civil Commitments	0.4%	0.6%
		GRAND TOTAL	1,942	100%	2.5% ▲	+47	GRAND TOTAL	100%	100%

Dispositions by Division & Code

Division	Case Type Description	Code	Summary	Change	% Change	Absolute Change
Criminal	Misdemeanor	M	161	▲	+35.3%	+42
	Felony	F	72	▼	-14.3%	-12
	Capias	CA	40	▲	+100.0%	+20
	Show Cause	SC	17	▲	+112.5%	+9
	Civil Violation	CV	8	▲	+60.0%	+3
	Total			298	▲	26.3%
Traffic	Infraction	I	740	▼	-4.6%	-36
	Misdemeanor	M	433	▲	+20.3%	+73
	Capias	CA	13	▼	-13.3%	-2
	Felony	F	4	▼	-42.9%	-3
	Restricted Operators License	RL	1	▼	-66.7%	-2
	Show Cause	SC	1	▼	-83.3%	-5
	Civil Violation	CV	0	▼	-100.0%	-1
	Total			1,192	▲	2.1%
Civil	Warrant in Debt	WD	187	▼	-1.1%	-2
	Garnishment	GA	123	▼	-21.7%	-34
	Unlawful Detainer	UD	48	▼	-15.8%	-9
	Admin License	AL	14	▲	+27.3%	+3
	Other	OT	13	▲	+62.5%	+5
	Bond Forfeiture	BF	11	▼	-15.4%	-2
	Show Cause	SC	10	▼	-44.4%	-8
	Preliminary Protective Order	PP	9	▲	+200.0%	+6
	Impoundment	IM	8	▲	+14.3%	+1
	Abstract	AJ	6	▲	+20.0%	+1
	Protective Order	PO	4	▼	-60.0%	-6
	Interrogatory	IN	3	▲	+50.0%	+1
	Motion for Judgment	MJ	3	▲	-	+3
	Detinue	DT	1	▼	-66.7%	-2
	Tenants Assertion	TA	1	▲	-	+1
Total			441	▼	-8.7%	-42
Civil Commitments	Temporary Detention Order	TD	7	▲	+16.7%	+1
	Emergency Custody Order	EC	2	↔	-	-
	Mental Commitment	MC	2	▲	-	+2
Total			11	▲	37.5%	+3
GRAND TOTAL			1,942	▲	2.5%	+47

Dispositions by Major Case Category**

Category	Summary	Change	% Change	Absolute Change
Felony	76	▼	-16.5%	-15
Garnishment	126	▲	-20.8%	-33
General Civil	193	▲	-1.0%	-2
Infraction/Civil Violation	748	▼	-4.3%	-34
Landlord /Tenant	49	▲	-14.0%	-8
Misdemeanor	595	▼	+23.4%	+113
Other	142	▲	+22.4%	+26
Protective Orders	13	▲	-	0
GRAND TOTAL	1,942	▲	2.5%	+47

* Compared to same time period as previous year
 2/15/2024 10:07:08AM

** Case Type Categories are defined in the 2017 Virginia Judicial Workload Assessment
 Source: SCV-SQL-Information

2024 Overall GRAND TOTAL		Distribution of Caseload			Change*		Percentage (%) of Caseload		
713	+60 9.2%	Criminal	135	19%	98.5% ▲	+67	Criminal	2023 10.4%	2024 18.9%
2024	↑	Traffic	551	77%	7.2% ▲	+37	Traffic	78.7%	77.3%
2023		Civil	24	3%	-61.9% ▼	-39	Civil	9.6%	3.4%
		Civil Commitments	3	0%	-62.5% ▼	-5	Civil Commitments	1.2%	0.4%
		GRAND TOTAL	713	100%	9.2% ▲	+60	GRAND TOTAL	100%	100%

Dispositions by Division & Code

Division	Case Type Description	Code	Summary	Change	% Change	Absolute Change
Criminal	Misdemeanor	M	73	▲	+37.7%	+20
	Felony	F	35	▲	+1,066.7%	+32
	Civil Violation	CV	13	▲	+62.5%	+5
	Capias	CA	10	▲	+233.3%	+7
	Show Cause	SC	4	▲	+300.0%	+3
	Total			135	▲	98.5%
Traffic	Infraction	I	438	▲	+1.6%	+7
	Misdemeanor	M	106	▲	+34.2%	+27
	Felony	F	4	▲	-	+4
	Capias	CA	3	▼	-25.0%	-1
	Total			551	▲	7.2%
Civil	Admin License	AL	8	▲	+14.3%	+1
	Other	OT	3	▲	-	+3
	Unlawful Detainer	UD	3	▼	-66.7%	-6
	Warrant in Debt	WD	3	▼	-85.7%	-18
	Impoundment	IM	2	▲	-	+2
	Protective Order	PO	2	▲	-	+2
	Motion for Judgment	MJ	1	▲	-	+1
	Overweight	OC	1	↔	-	-
	Preliminary Protective Order	PP	1	↔	-	-
	Garnishment	GA	0	▼	-100.0%	-23
	Show Cause	SC	0	▼	-100.0%	-1
Total			24	▼	-61.9%	-39
Civil Commitments	Temporary Detention Order	TD	2	▼	-71.4%	-5
	Emergency Custody Order	EC	1	↔	-	-
	Total			3	▼	-62.5%
GRAND TOTAL			713	▲	9.2%	+60

Dispositions by Major Case Category**

Category	Summary	Change	% Change	Absolute Change
Felony	39	▲	+1,200.0%	+36
Garnishment	0	▼	-100.0%	-23
General Civil	5	▲	-76.2%	-16
Infraction/Civil Violation	452	▲	+2.7%	+12
Landlord /Tenant	3	▼	-66.7%	-6
Misdemeanor	179	▲	+35.6%	+47
Other	32	▲	+33.3%	+8
Protective Orders	3	▲	+200.0%	+2
GRAND TOTAL	713	▲	9.2%	+60

* Compared to same time period as previous year
 2/15/2024 10:07:08AM

** Case Type Categories are defined in the 2017 Virginia Judicial Workload Assessment
 Source: SCV-SQL-Information

2024 Overall GRAND TOTAL		Distribution of Caseload			Change*		Percentage (%) of Caseload			
248	+12 5.1%	Criminal	49	20%	-2.0%	▼	-1	Criminal	2023 21.2%	2024 19.8%
2024	↑	Traffic	128	52%	-12.3%	▼	-18	Traffic	61.9%	51.6%
2023		Civil	65	26%	97.0%	▲	+32	Civil	14.0%	26.2%
		Civil Commitments	6	2%	-14.3%	▼	-1	Civil Commitments	3.0%	2.4%
		GRAND TOTAL	248	100%	5.1%	▲	+12	GRAND TOTAL	100%	100%

Dispositions by Division & Code

Division	Case Type Description	Code	Summary	Change	% Change	Absolute Change
Criminal	Misdemeanor	M	37	▲	+5.7%	+2
	Felony	F	5	▼	-54.5%	-6
	Capias	CA	4	▲	+100.0%	+2
	Civil Violation	CV	3	▲	+200.0%	+2
	Show Cause	SC	0	▼	-100.0%	-1
	Total			49	▼	-2.0%
Traffic	Infraction	I	104	▼	-14.0%	-17
	Misdemeanor	M	21	▼	-12.5%	-3
	Capias	CA	1	↔	-	-
	Restricted Operators License	RL	1	▲	-	+1
	Show Cause	SC	1	▲	-	+1
	Total			128	▼	-12.3%
Civil	Warrant in Debt	WD	22	▲	+57.1%	+8
	Garnishment	GA	20	▲	+233.3%	+14
	Unlawful Detainer	UD	11	▲	+120.0%	+6
	Detinue	DT	6	▲	-	+6
	Other	OT	3	▲	+50.0%	+1
	Admin License	AL	2	↔	-	-
	Abstract	AJ	1	▲	-	+1
	Interrogatory	IN	0	▼	-100.0%	-1
	Overweight	OC	0	▼	-100.0%	-1
	Preliminary Protective Order	PP	0	▼	-100.0%	-1
	Show Cause	SC	0	▼	-100.0%	-1
	Total			65	▲	97.0%
Civil Commitments	Temporary Detention Order	TD	3	▲	+50.0%	+1
	Mental Commitment	MC	2	▼	-60.0%	-3
	Emergency Custody Order	EC	1	▲	-	+1
	Total			6	▼	-14.3%
GRAND TOTAL			248	▲	5.1%	+12

Dispositions by Major Case Category**

Category	Summary	Change	% Change	Absolute Change
Felony	5	▼	-54.5%	-6
Garnishment	20	▲	+185.7%	+13
General Civil	29	▲	+107.1%	+15
Infraction/Civil Violation	107	▲	-13.0%	-16
Landlord /Tenant	11	▲	+120.0%	+6
Misdemeanor	59	▲	-	0
Other	17	▲	+6.3%	+1
Protective Orders	0	▼	-100.0%	-1
GRAND TOTAL	248	▲	5.1%	+12

* Compared to same time period as previous year
 2/15/2024 10:07:08AM

** Case Type Categories are defined in the 2017 Virginia Judicial Workload Assessment
 Source: SCV-SQL-Information

2024 Overall GRAND TOTAL		Distribution of Caseload		Change*		Percentage (%) of Caseload			
105	-73 -41.0%	Criminal	18	17%	-40.0%	-12	Criminal	2023 16.9%	2024 17.1%
2024		Traffic	39	37%	-67.8%	-82	Traffic	68.0%	37.1%
2023		Civil	46	44%	70.4%	+19	Civil	15.2%	43.8%
		Civil Commitments	2	2%	-	+2	Civil Commitments	0.0%	1.9%
		GRAND TOTAL	105	100%	-41.0%	-73	GRAND TOTAL	100%	100%

Dispositions by Division & Code

Division	Case Type Description	Code	Summary	Change	% Change	Absolute Change
Criminal	Misdemeanor	M	13	▼	-13.3%	-2
	Show Cause	SC	3	▲	-	+3
	Felony	F	2	▼	-86.7%	-13
	Total		18	▼	-40.0%	-12
Traffic	Infraction	I	29	▼	-72.4%	-76
	Misdemeanor	M	9	▼	-40.0%	-6
	Capias	CA	1	▲	-	+1
	Show Cause	SC	0	▼	-100.0%	-1
Total		39	▼	-67.8%	-82	
Civil	Warrant in Debt	WD	35	▲	+400.0%	+28
	Garnishment	GA	10	▲	+42.9%	+3
	Unlawful Detainer	UD	1	▼	-75.0%	-3
	Abstract	AJ	0	▼	-100.0%	-3
	Admin License	AL	0	▼	-100.0%	-2
	Impoundment	IM	0	▼	-100.0%	-1
	Other	OT	0	▼	-100.0%	-2
	Preliminary Protective Order	PP	0	▼	-100.0%	-1
Total		46	▲	70.4%	+19	
Civil Commitments	Temporary Detention Order	TD	2	▲	-	+2
Total		2	▲	-	+2	
GRAND TOTAL			105	▼	-41.0%	-73

Dispositions by Major Case Category**

Category	Summary	Change	% Change	Absolute Change
Felony	2	▼	-86.7%	-13
Garnishment	10	▲	+42.9%	+3
General Civil	35	▲	+337.5%	+27
Infraction/Civil Violation	29	▼	-72.4%	-76
Landlord /Tenant	1	▼	-75.0%	-3
Misdemeanor	22	▼	-26.7%	-8
Other	6	▲	-25.0%	-2
Protective Orders	0	▼	-100.0%	-1
GRAND TOTAL	105	▼	-41.0%	-73

* Compared to same time period as previous year
 2/15/2024 10:07:08AM

** Case Type Categories are defined in the 2017 Virginia Judicial Workload Assessment
 Source: SCV-SQL-Information

2024 Overall GRAND TOTAL		Distribution of Caseload			Change*		Percentage (%) of Caseload			
175 -83 -32.2% 		Criminal	15	9%	-37.5%	▼	-9	Criminal	2023 9.3%	2024 8.6%
		Traffic	139	79%	-33.8%	▼	-71	Traffic	81.4%	79.4%
		Civil	20	11%	-16.7%	▼	-4	Civil	9.3%	11.4%
		Civil Commitments	1	1%	-	▲	+1	Civil Commitments	0.0%	0.6%
		GRAND TOTAL	175	100%	-32.2%	▼	-83	GRAND TOTAL	100%	100%

Dispositions by Division & Code

Division	Case Type Description	Code	Summary	Change	% Change	Absolute Change
Criminal	Misdemeanor	M	9	▼	-47.1%	-8
	Capias	CA	3	▲	+50.0%	+1
	Felony	F	2	↔	-	-
	Show Cause	SC	1	▼	-50.0%	-1
	Civil Violation	CV	0	▼	-100.0%	-1
	Total			15	▼	-37.5%
Traffic	Infraction	I	118	▼	-36.9%	-69
	Misdemeanor	M	21	▼	-8.7%	-2
	Total		139	▼	-33.8%	-71
Civil	Unlawful Detainer	UD	7	▲	+16.7%	+1
	Warrant in Debt	WD	5	▼	-16.7%	-1
	Other	OT	3	▲	-	+3
	Interrogatory	IN	2	▲	+100.0%	+1
	Admin License	AL	1	↔	-	-
	Detinue	DT	1	▲	-	+1
	Garnishment	GA	1	▼	-88.9%	-8
	Show Cause	SC	0	▼	-100.0%	-1
Total			20	▼	-16.7%	-4
Civil Commitments	Temporary Detention Order	TD	1	▲	-	+1
Total			1	▲	-	+1
GRAND TOTAL			175	▼	-32.2%	-83

Dispositions by Major Case Category**

Category	Summary	Change	% Change	Absolute Change
Felony	2	↔	-	0
Garnishment	3	▲	-70.0%	-7
General Civil	6	▲	-	0
Infraction/Civil Violation	118	▼	-37.2%	-70
Landlord /Tenant	7	▲	+16.7%	+1
Misdemeanor	30	▼	-25.0%	-10
Other	9	▲	+50.0%	+3
GRAND TOTAL	175	▼	-32.2%	-83

* Compared to same time period as previous year
 2/15/2024 10:07:08AM

** Case Type Categories are defined in the 2017 Virginia Judicial Workload Assessment
 Source: SCV-SQL-Information

2024 Overall GRAND TOTAL		Distribution of Caseload			Change*		Percentage (%) of Caseload		
2,027	-128 -5.9%	Criminal	256	13%	-34.7% ▼	-136	Criminal	2023 18.2%	2024 12.6%
2024		Traffic	991	49%	2.7% ▲	+26	Traffic	44.8%	48.9%
2023		Civil	754	37%	-1.7% ▼	-13	Civil	35.6%	37.2%
		Civil Commitments	26	1%	-16.1% ▼	-5	Civil Commitments	1.4%	1.3%
		GRAND TOTAL	2,027	100%	-5.9% ▼	-128	GRAND TOTAL	100%	100%

Dispositions by Division & Code

Division	Case Type Description	Code	Summary	Change	% Change	Absolute Change
Criminal	Misdemeanor	M	173	▼	-26.1%	-61
	Felony	F	47	▼	-55.7%	-59
	Capias	CA	30	▼	-25.0%	-10
	Civil Violation	CV	3	▼	-57.1%	-4
	Show Cause	SC	3	▼	-40.0%	-2
	Total		256	▼	-34.7%	-136
Traffic	Infraction	I	786	▲	+12.1%	+85
	Misdemeanor	M	199	▼	-22.6%	-58
	Capias	CA	5	▼	-16.7%	-1
	Felony	F	1	↔		-
	Total		991	▲	2.7%	+26
Civil	Warrant in Debt	WD	393	▲	+13.3%	+46
	Garnishment	GA	174	▼	-13.4%	-27
	Unlawful Detainer	UD	103	▼	-21.4%	-28
	Other	OT	16	▲	+77.8%	+7
	Interrogatory	IN	13	▲	+85.7%	+6
	Protective Order	PO	11	▲	+266.7%	+8
	Show Cause	SC	11	▲	+120.0%	+6
	Admin License	AL	9	▼	-35.7%	-5
	Abstract	AJ	6	▼	-33.3%	-3
	Preliminary Protective Order	PP	6	▼	-80.6%	-25
	Motion for Judgment	MJ	4	▲	+33.3%	+1
	Detinue	DT	3	▲	-	+3
	Impoundment	IM	2	▼	-66.7%	-4
	Tenants Assertion	TA	2	▲	+100.0%	+1
	Petition-Restore Arms	PR	1	▲	-	+1
	Total		754	▼	-1.7%	-13
Civil Commitments	Temporary Detention Order	TD	16	▼	-20.0%	-4
	Emergency Custody Order	EC	6	▲	+100.0%	+3
	Mental Commitment	MC	4	▼	-33.3%	-2
	Other	OT	0	▼	-100.0%	-2
	Total		26	▼	-16.1%	-5
GRAND TOTAL			2,027	▼	-5.9%	-128

Dispositions by Major Case Category**

Category	Summary	Change	% Change	Absolute Change	
Felony	48	▼	-55.1%	-59	
Garnishment	187	▲	-10.1%	-21	
General Civil	403	▲	+15.1%	+53	
Infraction/Civil Violation	789	▼	+11.4%	+81	
Involuntary Civil Commitments	0	▼	-100.0%	-2	
Landlord /Tenant	105	▲	-20.5%	-27	
Misdemeanor	372	▼	-24.2%	-119	
Other	106	▲	-13.8%	-17	
Protective Orders	17	▲	-50.0%	-17	
GRAND TOTAL		2,027	▼	-5.9%	-128

* Compared to same time period as previous year
 2/15/2024 10:07:08AM

** Case Type Categories are defined in the 2017 Virginia Judicial Workload Assessment
 Source: SCV-SQL-Information

2024 Overall GRAND TOTAL		Distribution of Caseload			Change*		Percentage (%) of Caseload		
2,505	+416 19.9%	Criminal	584	23%	34.9% ▲	+151	Criminal	20.7%	23.3%
2024		Traffic	1,073	43%	11.5% ▲	+111	Traffic	46.1%	42.8%
2023		Civil	837	33%	24.0% ▲	+162	Civil	32.3%	33.4%
		Civil Commitments	11	0%	-42.1% ▼	-8	Civil Commitments	0.9%	0.4%
		GRAND TOTAL	2,505	100%	19.9% ▲	+416	GRAND TOTAL	100%	100%

Dispositions by Division & Code

Division	Case Type Description	Code	Summary	Change	% Change	Absolute Change
Criminal	Misdemeanor	M	284	▲	+24.0%	+55
	Felony	F	173	▲	+21.8%	+31
	Capias	CA	98	▲	+122.7%	+54
	Show Cause	SC	17	▲	+54.5%	+6
	Civil Violation	CV	12	▲	+71.4%	+5
	Total			584	▲	34.9%
Traffic	Infraction	I	812	▲	+15.3%	+108
	Misdemeanor	M	245	▲	+2.9%	+7
	Felony	F	6	▼	-14.3%	-1
	Capias	CA	4	▼	-50.0%	-4
	Civil Violation	CV	4	↔		-
	Show Cause	SC	2	▲	+100.0%	+1
Total			1,073	▲	11.5%	+111
Civil	Warrant in Debt	WD	373	▲	+56.7%	+135
	Garnishment	GA	189	▲	+18.1%	+29
	Unlawful Detainer	UD	129	▲	+7.5%	+9
	Bond Forfeiture	BF	26	▲	+2,500.0%	+25
	Impoundment	IM	26	▲	+23.8%	+5
	Other	OT	18	▲	-21.7%	-5
	Show Cause	SC	16	▼	-42.9%	-12
	Admin License	AL	13	▼	-61.8%	-21
	Preliminary Protective Order	PP	12	▲	+100.0%	+6
	Abstract	AJ	11	▼	-38.9%	-7
	Interrogatory	IN	11	▼	-26.7%	-4
	Motion for Judgment	MJ	5	▲	+66.7%	+2
	Protective Order	PO	4	▼	-20.0%	-1
	Counter Claim	CC	2	▲	-	+2
	Tenants Assertion	TA	1	▲	-	+1
	Zoning Violation	ZO	1	▲	-	+1
	Capias	CA	0	▼	-100.0%	-1
	Detinue	DT	0	▼	-100.0%	-2
Total			837	▲	24.0%	+162
Civil Commitments	Emergency Custody Order	EC	7	▼	-36.4%	-4
	Temporary Detention Order	TD	4	▼	-42.9%	-3
	Medical Emergency Temporary Detention Order	MT	0	▼	-100.0%	-1
Total			11	▼	-42.1%	-8
GRAND TOTAL			2,505	▲	19.9%	+416

Dispositions by Major Case Category**

Category	Summary	Change	% Change	Absolute Change
Felony	179	▲	+20.1%	+30
Garnishment	200	▼	+14.3%	+25
General Civil	389	▲	+56.9%	+141
Infraction/Civil Violation	828	▲	+15.8%	+113
Landlord /Tenant	130	▲	+8.3%	+10
Misdemeanor	530	▲	+13.5%	+63
Other	233	▲	+14.2%	+29

* Compared to same time period as previous year
2/15/2024 10:07:08AM

** Case Type Categories are defined in the 2017 Virginia Judicial Workload Assessment
Source: SCV-SQL-Information

CPSS - GCMS CASELOAD STATISTICS OF THE GENERAL DISTRICT COURTS
January 2024 thru January 2024 Dispositions (Compared to January 2023 thru January 2023)

Stafford

District: 15 FIPS: 179

Protective Orders	16	▲	+45.5%	+5
<i>GRAND TOTAL</i>	<u>2,505</u>	▲	19.9%	+416

* Compared to same time period as previous year
2/15/2024 10:07:08AM

** Case Type Categories are defined in the 2017 Virginia Judicial Workload Assessment
Source: SCV-SQL-Information

2024 Overall GRAND TOTAL		Distribution of Caseload		Change*		Percentage (%) of Caseload		
387	-113 -22.6%	Criminal	54 14%	8.0% ▲	+4	Criminal	2023 10.0%	2024 14.0%
2024		Traffic	257 66%	-33.8% ▼	-131	Traffic	77.6%	66.4%
2023		Civil	70 18%	14.8% ▲	+9	Civil	12.2%	18.1%
		Civil Commitments	6 2%	500.0% ▲	+5	Civil Commitments	0.2%	1.6%
		GRAND TOTAL	387 100%	-22.6% ▼	-113	GRAND TOTAL	100%	100%

Dispositions by Division & Code

Division	Case Type Description	Code	Summary	Change	% Change	Absolute Change
Criminal	Misdemeanor	M	29	▼	-12.1%	-4
	Felony	F	21	▲	+50.0%	+7
	Capias	CA	3	▲	+50.0%	+1
	Civil Violation	CV	1	▲	-	+1
	Show Cause	SC	0	▼	-100.0%	-1
	Total			54	▲	8.0%
Traffic	Infraction	I	208	▼	-37.2%	-123
	Misdemeanor	M	44	▼	-8.3%	-4
	Capias	CA	3	▼	-25.0%	-1
	Civil Violation	CV	1	▼	-66.7%	-2
	Felony	F	1	↔	-	-
	Show Cause	SC	0	▼	-100.0%	-1
	Total			257	▼	-33.8%
Civil	Warrant in Debt	WD	29	▲	+70.6%	+12
	Unlawful Detainer	UD	15	▲	+200.0%	+10
	Garnishment	GA	14	▼	-36.4%	-8
	Admin License	AL	4	▲	+33.3%	+1
	Impoundment	IM	3	▼	-50.0%	-3
	Other	OT	3	▲	-25.0%	-1
	Protective Order	PO	2	▼	-33.3%	-1
	Abstract	AJ	0	▼	-100.0%	-1
Total			70	▲	14.8%	+9
Civil Commitments	Temporary Detention Order	TD	6	▲	+500.0%	+5
	Total			6	▲	500.0%
GRAND TOTAL			387	▼	-22.6%	-113

Dispositions by Major Case Category**

Category	Summary	Change	% Change	Absolute Change
Felony	22	▲	+46.7%	+7
Garnishment	14	▼	-36.4%	-8
General Civil	30	▲	+76.5%	+13
Infraction/Civil Violation	210	▲	-37.1%	-124
Landlord /Tenant	15	▲	+200.0%	+10
Misdemeanor	73	▼	-9.9%	-8
Other	21	▲	-8.7%	-2
Protective Orders	2	▼	-33.3%	-1
GRAND TOTAL	387	▼	-22.6%	-113

* Compared to same time period as previous year
 2/15/2024 10:07:08AM

** Case Type Categories are defined in the 2017 Virginia Judicial Workload Assessment
 Source: SCV-SQL-Information

2024 Overall GRAND TOTAL		Distribution of Caseload			Change*		Percentage (%) of Caseload		
1,360	-268 -16.5%	Criminal	194	14%	3.7% ▲	+7	Criminal	2023 11.5%	2024 14.3%
2024		Traffic	715	53%	-25.1% ▼	-240	Traffic	58.7%	52.6%
2023		Civil	428	31%	-7.6% ▼	-35	Civil	28.4%	31.5%
		Civil Commitments	23	2%	0.0%	0	Civil Commitments	1.4%	1.7%
		GRAND TOTAL	1,360	100%	-16.5% ▼	-268	GRAND TOTAL	100%	100%

Dispositions by Division & Code

Division	Case Type Description	Code	Summary	Change	% Change	Absolute Change
Criminal	Misdemeanor	M	110	▼	-10.6%	-13
	Felony	F	40	▲	+17.6%	+6
	Capias	CA	24	▲	+26.3%	+5
	Show Cause	SC	19	▲	+72.7%	+8
	Civil Violation	CV	1	▲	-	+1
	Total			194	▲	3.7%
Traffic	Infraction	I	534	▼	-32.7%	-260
	Misdemeanor	M	166	▲	+8.5%	+13
	Capias	CA	10	▲	+900.0%	+9
	Show Cause	SC	3	↔	-	-
	Felony	F	2	▼	-33.3%	-1
	Civil Violation	CV	0	▼	-100.0%	-1
Total			715	▼	-25.1%	-240
Civil	Warrant in Debt	WD	172	▲	+52.2%	+59
	Garnishment	GA	116	▲	+28.9%	+26
	Unlawful Detainer	UD	73	▼	-18.0%	-16
	Other	OT	20	▼	-4.8%	-1
	Preliminary Protective Order	PP	10	▼	-16.7%	-2
	Admin License	AL	7	▼	-12.5%	-1
	Interrogatory	IN	6	▼	-85.0%	-34
	Protective Order	PO	6	▼	-33.3%	-3
	Show Cause	SC	6	▼	-77.8%	-21
	Detinue	DT	4	▼	-90.5%	-38
	Abstract	AJ	3	▼	-25.0%	-1
	Zoning Violation	ZO	2	▲	-	+2
	Distress Seizure	DS	1	▲	-	+1
	Motion for Judgment	MJ	1	↔	-	-
	Petition to Require Blood Test	BT	1	▲	-	+1
	Capias	CA	0	▼	-100.0%	-1
	Counter Claim	CC	0	▼	-100.0%	-2
	Impoundment	IM	0	▼	-100.0%	-2
	Tenants Assertion	TA	0	▼	-100.0%	-2
Total			428	▼	-7.6%	-35
Civil Commitments	Temporary Detention Order	TD	14	▼	-17.6%	-3
	Emergency Custody Order	EC	9	▲	+50.0%	+3
	Total		23		0.0%	0
GRAND TOTAL			1,360	▼	-16.5%	-268

Dispositions by Major Case Category**

Category	Summary	Change	% Change	Absolute Change
Felony	42	▼	+13.5%	+5
Garnishment	122	▼	-6.2%	-8
General Civil	185	▲	+13.5%	+22
Infraction/Civil Violation	535	▲	-32.7%	-260
Landlord /Tenant	73	▼	-19.8%	-18
Misdemeanor	278	▲	+0.7%	+2
Other	109	▲	-5.2%	-6

* Compared to same time period as previous year
 2/15/2024 10:07:08AM

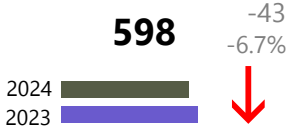
** Case Type Categories are defined in the 2017 Virginia Judicial Workload Assessment
 Source: SCV-SQL-Information

CPSS - GCMS CASELOAD STATISTICS OF THE GENERAL DISTRICT COURTS
January 2024 thru January 2024 Dispositions (Compared to January 2023 thru January 2023)

Protective Orders	16	▼	-23.8%	-5
GRAND TOTAL	1,360	▼	-16.5%	-268

* Compared to same time period as previous year
2/15/2024 10:07:08AM

** Case Type Categories are defined in the 2017 Virginia Judicial Workload Assessment
Source: SCV-SQL-Information

2024 Overall GRAND TOTAL		Distribution of Caseload		Change*		Percentage (%) of Caseload		
598	-43 -6.7%	Criminal	151 25%	-7.4% ▼	-12	Criminal	2023 25.4%	2024 25.3%
		Traffic	198 33%	-2.9% ▼	-6	Traffic	31.8%	33.1%
		Civil	190 32%	4.4% ▲	+8	Civil	28.4%	31.8%
		Civil Commitments	59 10%	-35.9% ▼	-33	Civil Commitments	14.4%	9.9%
		GRAND TOTAL	598 100%	-6.7% ▼	-43	GRAND TOTAL	100%	100%

Dispositions by Division & Code

Division	Case Type Description	Code	Summary	Change	% Change	Absolute Change
Criminal	Misdemeanor	M	85	▼	-12.4%	-12
	Felony	F	28	▼	-30.0%	-12
	Capias	CA	24	▲	+60.0%	+9
	Show Cause	SC	12	▲	+9.1%	+1
	Civil Violation	CV	2	▲	-	+2
	Total			151	▼	-7.4%
Traffic	Infraction	I	177	▲	+4.1%	+7
	Misdemeanor	M	20	▼	-41.2%	-14
	Capias	CA	1	▲	-	+1
	Total			198	▼	-2.9%
Civil	Warrant in Debt	WD	71	▲	+4.4%	+3
	Garnishment	GA	54	▲	+68.8%	+22
	Unlawful Detainer	UD	27	▼	-18.2%	-6
	Other	OT	21	▲	+5.0%	+1
	Protective Order	PO	5	▼	-16.7%	-1
	Preliminary Protective Order	PP	4	▼	-33.3%	-2
	Motion for Judgment	MJ	3	▼	-40.0%	-2
	Abstract	AJ	1	▲	-	+1
	Admin License	AL	1	▼	-75.0%	-3
	Detinue	DT	1	↔	-	-
	Impoundment	IM	1	▲	-	+1
	Interrogatory	IN	1	▼	-80.0%	-4
	Show Cause	SC	0	▼	-100.0%	-2
	Total			190	▲	4.4%
Civil Commitments	Mental Commitment	MC	25	▼	-3.8%	-1
	Temporary Detention Order	TD	15	▼	-46.4%	-13
	Emergency Custody Order	EC	10	▼	-54.5%	-12
	Other	OT	8	▼	-46.7%	-7
	Medical Emergency Temporary Detention Order	MT	1	↔	-	-
	Total			59	▼	-35.9%
GRAND TOTAL			598	▼	-6.7%	-43

Dispositions by Major Case Category**

Category	Summary	Change	% Change	Absolute Change
Felony	28	▼	-30.0%	-12
Garnishment	55	▼	+48.6%	+18
General Civil	84	▲	+5.0%	+4
Infraction/Civil Violation	179	▲	+5.3%	+9
Involuntary Civil Commitments	8	▼	-46.7%	-7
Landlord /Tenant	27	▼	-18.2%	-6
Misdemeanor	105	▼	-19.8%	-26
Other	103	▲	-16.3%	-20
Protective Orders	9	▼	-25.0%	-3
GRAND TOTAL	598	▼	-6.7%	-43

* Compared to same time period as previous year
 2/15/2024 10:07:08AM

** Case Type Categories are defined in the 2017 Virginia Judicial Workload Assessment
 Source: SCV-SQL-Information

2024 Overall GRAND TOTAL		Distribution of Caseload			Change*		Percentage (%) of Caseload			
2024	1,153	Criminal	146	13%	-10.4%	▼	-17	Criminal	15.7%	12.7%
2023	+116 11.2%	Traffic	718	62%	16.4%	▲	+101	Traffic	59.5%	62.3%
		Civil	284	25%	12.7%	▲	+32	Civil	24.3%	24.6%
		Civil Commitments	5	0%	0.0%		0	Civil Commitments	0.5%	0.4%
		GRAND TOTAL	1,153	100%	11.2%	▲	+116	GRAND TOTAL	100%	100%

Dispositions by Division & Code

Division	Case Type Description	Code	Summary	Change	% Change	Absolute Change
Criminal	Misdemeanor	M	82	▲	+18.8%	+13
	Felony	F	36	▼	-33.3%	-18
	Show Cause	SC	14	▼	-41.7%	-10
	Capias	CA	13	↔		-
	Civil Violation	CV	1	▼	-66.7%	-2
	Total			146	▼	-10.4%
Traffic	Infraction	I	464	▲	+24.1%	+90
	Misdemeanor	M	207	▲	+8.9%	+17
	Show Cause	SC	24	▼	-20.0%	-6
	Capias	CA	13	▼	-23.5%	-4
	Felony	F	7	▲	+133.3%	+4
	Civil Violation	CV	3	↔		-
Total			718	▲	16.4%	+101
Civil	Warrant in Debt	WD	108	▲	+21.3%	+19
	Garnishment	GA	86	▼	-8.5%	-8
	Unlawful Detainer	UD	49	▲	+113.0%	+26
	Other	OT	8	▲	+60.0%	+3
	Detinue	DT	7	▼	-30.0%	-3
	Preliminary Protective Order	PP	6	▲	+20.0%	+1
	Protective Order	PO	6	▲	+200.0%	+4
	Admin License	AL	4	↔		-
	Bond Forfeiture	BF	4	▲	+300.0%	+3
	Impoundment	IM	2	↔		-
	Interrogatory	IN	1	▼	-80.0%	-4
	Motion for Judgment	MJ	1	▼	-66.7%	-2
	Petition-Restore Arms	PR	1	▲	-	+1
	Show Cause	SC	1	▼	-85.7%	-6
	Abstract	AJ	0	▼	-100.0%	-2
Total			284	▲	12.7%	+32
Civil Commitments	Temporary Detention Order	TD	5	↔		-
Total			5		0.0%	0
GRAND TOTAL			1,153	▲	11.2%	+116

Dispositions by Major Case Category**

Category	Summary	Change	% Change	Absolute Change	
Felony	43	▲	-24.6%	-14	
Garnishment	87	▼	-12.1%	-12	
General Civil	118	▲	+15.7%	+16	
Infraction/Civil Violation	468	▼	+23.2%	+88	
Landlord /Tenant	49	▲	+113.0%	+26	
Misdemeanor	289	▲	+11.6%	+30	
Other	87	▲	-20.9%	-23	
Protective Orders	12	▲	+71.4%	+5	
GRAND TOTAL		1,153	▲	11.2%	+116

* Compared to same time period as previous year
 2/15/2024 10:07:08AM

** Case Type Categories are defined in the 2017 Virginia Judicial Workload Assessment
 Source: SCV-SQL-Information

2024 Overall GRAND TOTAL		Distribution of Caseload		Change*		Percentage (%) of Caseload			
248	-57 -18.7%	Criminal	29	12%	-3.3%	-1	Criminal	2023 9.8%	2024 11.7%
2024		Traffic	145	58%	-26.8%	-53	Traffic	64.9%	58.5%
2023		Civil	66	27%	-9.6%	-7	Civil	23.9%	26.6%
		Civil Commitments	8	3%	100.0%	+4	Civil Commitments	1.3%	3.2%
		GRAND TOTAL	248	100%	-18.7%	-57	GRAND TOTAL	100%	100%

Dispositions by Division & Code

Division	Case Type Description	Code	Summary	Change	% Change	Absolute Change
Criminal	Misdemeanor	M	15	▲	+15.4%	+2
	Felony	F	10	▲	+150.0%	+6
	Capias	CA	3	▲	-	+3
	Show Cause	SC	1	▼	-85.7%	-6
	Civil Violation	CV	0	▼	-100.0%	-6
	Total			29	▼	-3.3%
Traffic	Infraction	I	112	▼	-32.5%	-54
	Misdemeanor	M	25	▼	-10.7%	-3
	Capias	CA	6	▲	-	+6
	Felony	F	1	↔	-	-
	Show Cause	SC	1	▼	-66.7%	-2
	Total			145	▼	-26.8%
Civil	Garnishment	GA	27	▲	+22.7%	+5
	Warrant in Debt	WD	19	▼	-9.5%	-2
	Impoundment	IM	11	▼	-21.4%	-3
	Preliminary Protective Order	PP	4	▲	+300.0%	+3
	Interrogatory	IN	2	▲	+100.0%	+1
	Show Cause	SC	2	▲	+100.0%	+1
	Motion for Judgment	MJ	1	▲	-	+1
	Detinue	DT	0	▼	-100.0%	-1
	Other	OT	0	▼	-100.0%	-5
	Protective Order	PO	0	▼	-100.0%	-3
	Tenants Assertion	TA	0	▼	-100.0%	-1
	Unlawful Detainer	UD	0	▼	-100.0%	-3
	Total			66	▼	-9.6%
Civil Commitments	Temporary Detention Order	TD	6	▲	+100.0%	+3
	Emergency Custody Order	EC	1	↔	-	-
	Mental Commitment	MC	1	▲	-	+1
	Total			8	▲	100.0%
GRAND TOTAL			248	▼	-18.7%	-57

Dispositions by Major Case Category**

Category	Summary	Change	% Change	Absolute Change
Felony	11	▲	+120.0%	+6
Garnishment	29	▲	+26.1%	+6
General Civil	20	▲	-16.7%	-4
Infraction/Civil Violation	112	▼	-34.9%	-60
Landlord /Tenant	0	▼	-100.0%	-4
Misdemeanor	40	▲	-2.4%	-1
Other	32	▲	-	0
Protective Orders	4	▲	-	0
GRAND TOTAL	248	▼	-18.7%	-57

* Compared to same time period as previous year
 2/15/2024 10:07:08AM

** Case Type Categories are defined in the 2017 Virginia Judicial Workload Assessment
 Source: SCV-SQL-Information

2024 Overall GRAND TOTAL		Distribution of Caseload			Change*		Percentage (%) of Caseload		
524	+158 43.2%	Criminal	36	7%	9.1% ▲	+3	Criminal	2023 9.0%	2024 6.9%
2024	↑	Traffic	427	81%	46.7% ▲	+136	Traffic	79.5%	81.5%
2023		Civil	59	11%	40.5% ▲	+17	Civil	11.5%	11.3%
		Civil Commitments	2	0%	- ▲	+2	Civil Commitments	0.0%	0.4%
		GRAND TOTAL	524	100%	43.2% ▲	+158	GRAND TOTAL	100%	100%

Dispositions by Division & Code

Division	Case Type Description	Code	Summary	Change	% Change	Absolute Change
Criminal	Misdemeanor	M	25	▲	+8.7%	+2
	Felony	F	8	↔		-
	Civil Violation	CV	2	↔		-
	Capias	CA	1	▲	-	+1
	Total		36	▲	9.1%	+3
Traffic	Infraction	I	335	▲	+45.0%	+104
	Misdemeanor	M	87	▲	+47.5%	+28
	Capias	CA	2	▲	-	+2
	Civil Violation	CV	1	▲	-	+1
	Other	O	1	▲	-	+1
	Show Cause	SC	1	▲	-	+1
	Felony	F	0	▼	-100.0%	-1
	Total		427	▲	46.7%	+136
Civil	Warrant in Debt	WD	33	▲	+135.7%	+19
	Garnishment	GA	16	▲	+166.7%	+10
	Admin License	AL	5	▼	-44.4%	-4
	Unlawful Detainer	UD	3	▲	+200.0%	+2
	Impoundment	IM	1	↔		-
	Overweight	OC	1	▲	-	+1
	Counter Claim	CC	0	▼	-100.0%	-1
	Detinue	DT	0	▼	-100.0%	-2
	Interrogatory	IN	0	▼	-100.0%	-1
	Other	OT	0	▼	-100.0%	-6
	Preliminary Protective Order	PP	0	▼	-100.0%	-1
	Total		59	▲	40.5%	+17
Civil Commitments	Temporary Detention Order	TD	2	▲	-	+2
Total		2	▲	-	+2	
GRAND TOTAL			524	▲	43.2%	+158

Dispositions by Major Case Category**

Category	Summary	Change	% Change	Absolute Change	
Felony	8	▼	-11.1%	-1	
Garnishment	16	▲	+128.6%	+9	
General Civil	33	▼	+94.1%	+16	
Infraction/Civil Violation	340	▲	+45.9%	+107	
Landlord /Tenant	3	▲	+200.0%	+2	
Misdemeanor	112	▲	+36.6%	+30	
Other	12	▲	-25.0%	-4	
Protective Orders	0	▼	-100.0%	-1	
GRAND TOTAL		524	▲	43.2%	+158

2024 Overall GRAND TOTAL		Distribution of Caseload				Change*		Percentage (%) of Caseload		
600	+326 119.0%	Criminal	35	6%	2.9% ▲	+1	Criminal	2023 12.4%	2024 5.8%	
2024	↑	Traffic	478	80%	181.2% ▲	+308	Traffic	62.0%	79.7%	
2023		Civil	82	14%	32.3% ▲	+20	Civil	22.6%	13.7%	
		Civil Commitments	5	1%	-37.5% ▼	-3	Civil Commitments	2.9%	0.8%	
		GRAND TOTAL	600	100%	119.0% ▲	+326	GRAND TOTAL	100%	100%	

Dispositions by Division & Code

Division	Case Type Description	Code	Summary	Change	% Change	Absolute Change
Criminal	Misdemeanor	M	19	▼	-9.5%	-2
	Felony	F	7	▼	-36.4%	-4
	Capias	CA	3	▲	+200.0%	+2
	Civil Violation	CV	3	▲	-	+3
	Show Cause	SC	2	▲	-	+2
	Restricted Operators License	RL	1	↔	-	-
	Total			35	▲	2.9%
Traffic	Infraction	I	427	▲	+211.7%	+290
	Misdemeanor	M	49	▲	+48.5%	+16
	Felony	F	2	▲	-	+2
	Total		478	▲	181.2%	+308
Civil	Warrant in Debt	WD	41	▲	+57.7%	+15
	Garnishment	GA	19	▼	-9.5%	-2
	Unlawful Detainer	UD	10	▲	+150.0%	+6
	Admin License	AL	4	↔	-	-
	Protective Order	PO	2	▲	+100.0%	+1
	Show Cause	SC	2	▲	-	+2
	Abstract	AJ	1	▲	-	+1
	Impoundment	IM	1	↔	-	-
	Interrogatory	IN	1	▼	-50.0%	-1
	Other	OT	1	▼	-50.0%	-1
	Preliminary Protective Order	PP	0	▼	-100.0%	-1
	Total		82	▲	32.3%	+20
Civil Commitments	Emergency Custody Order	EC	3	▲	-	+3
	Temporary Detention Order	TD	2	▼	-75.0%	-6
	Total		5	▼	-37.5%	-3
GRAND TOTAL			600	▲	119.0%	+326

Dispositions by Major Case Category**

Category	Summary	Change	% Change	Absolute Change	
Felony	9	▲	-18.2%	-2	
Garnishment	20	▼	-13.0%	-3	
General Civil	41	▲	+57.7%	+15	
Infraction/Civil Violation	430	▲	+213.9%	+293	
Landlord /Tenant	10	▲	+150.0%	+6	
Misdemeanor	69	▲	+25.5%	+14	
Other	19	▲	+18.8%	+3	
Protective Orders	2	↔	-	0	
GRAND TOTAL		600	▲	119.0%	+326

* Compared to same time period as previous year
 2/15/2024 10:07:08AM

** Case Type Categories are defined in the 2017 Virginia Judicial Workload Assessment
 Source: SCV-SQL-Information

2024 Overall GRAND TOTAL		Distribution of Caseload			Change*		Percentage (%) of Caseload			
2024	611	Criminal	113	18%	-11.0%	▼	-14	Criminal	2023	2024
2023	+72 13.4%	Traffic	328	54%	8.6%	▲	+26	Traffic	23.6%	18.5%
		Civil	163	27%	53.8%	▲	+57	Civil	56.0%	53.7%
		Civil Commitments	7	1%	75.0%	▲	+3	Civil Commitments	19.7%	26.7%
		GRAND TOTAL	611	100%	13.4%	▲	+72	GRAND TOTAL	100%	100%

Dispositions by Division & Code

Division	Case Type Description	Code	Summary	Change	% Change	Absolute Change
Criminal	Misdemeanor	M	75	▲	+92.3%	+36
	Felony	F	14	▼	-76.7%	-46
	Capias	CA	11	▲	+10.0%	+1
	Show Cause	SC	10	▼	-23.1%	-3
	Civil Violation	CV	3	▼	-40.0%	-2
	Total			113	▼	-11.0%
Traffic	Infraction	I	285	▲	+24.5%	+56
	Misdemeanor	M	40	▼	-40.3%	-27
	Capias	CA	2	▼	-50.0%	-2
	Show Cause	SC	1	↔		-
	Felony	F	0	▼	-100.0%	-1
	Total			328	▲	8.6%
Civil	Warrant in Debt	WD	63	▲	+117.2%	+34
	Garnishment	GA	40	▲	+25.0%	+8
	Impoundment	IM	25	▲	+177.8%	+16
	Unlawful Detainer	UD	13	↔		-
	Other	OT	9	▲	+80.0%	+4
	Admin License	AL	6	▲	+100.0%	+3
	Show Cause	SC	3	▲	-	+3
	Preliminary Protective Order	PP	2	▼	-60.0%	-3
	Abstract	AJ	1	▼	-66.7%	-2
	Protective Order	PO	1	▼	-75.0%	-3
	Counter Claim	CC	0	▼	-100.0%	-1
	Motion for Judgment	MJ	0	▼	-100.0%	-1
	Overweight	OC	0	▼	-100.0%	-1
	Total			163	▲	53.8%
Civil Commitments	Temporary Detention Order	TD	7	▲	+133.3%	+4
	Emergency Custody Order	EC	0	▼	-100.0%	-1
	Total		7	▲	75.0%	+3
GRAND TOTAL			611	▲	13.4%	+72

Dispositions by Major Case Category**

Category	Summary	Change	% Change	Absolute Change
Felony	14	▼	-77.0%	-47
Garnishment	40	▲	+25.0%	+8
General Civil	66	▲	+112.9%	+35
Infraction/Civil Violation	288	▼	+22.6%	+53
Landlord /Tenant	13	↔		0
Misdemeanor	115	▲	+8.5%	+9
Other	72	▲	+38.5%	+20
Protective Orders	3	▼	-66.7%	-6
GRAND TOTAL	611	▲	13.4%	+72

* Compared to same time period as previous year
 2/15/2024 10:07:08AM

** Case Type Categories are defined in the 2017 Virginia Judicial Workload Assessment
 Source: SCV-SQL-Information

2024 Overall GRAND TOTAL		Distribution of Caseload			Change*		Percentage (%) of Caseload		
362	+122 50.8%	Criminal	13	4%	85.7% ▲	+6	Criminal	2023 2.9%	2024 3.6%
2024	↑	Traffic	328	91%	56.2% ▲	+118	Traffic	87.5%	90.6%
2023		Civil	21	6%	-4.5% ▼	-1	Civil	9.2%	5.8%
		Civil Commitments	0	0%	-100.0% ▼	-1	Civil Commitments	0.4%	0.0%
		GRAND TOTAL	362	100%	50.8% ▲	+122	GRAND TOTAL	100%	100%

Dispositions by Division & Code

Division	Case Type Description	Code	Summary	Change	% Change	Absolute Change
Criminal	Misdemeanor	M	7	▲	+133.3%	+4
	Civil Violation	CV	3	▲	-	+3
	Felony	F	3	↔	-	-
	Show Cause	SC	0	▼	-100.0%	-1
	Total		13	▲	85.7%	+6
Traffic	Infraction	I	297	▲	+73.7%	+126
	Misdemeanor	M	26	▼	-25.7%	-9
	Capias	CA	3	▲	+50.0%	+1
	Show Cause	SC	2	↔	-	-
	Total		328	▲	56.2%	+118
Civil	Garnishment	GA	11	▲	+83.3%	+5
	Warrant in Debt	WD	9	▼	-25.0%	-3
	Unlawful Detainer	UD	1	↔	-	-
	Admin License	AL	0	▼	-100.0%	-1
	Impoundment	IM	0	▼	-100.0%	-1
	Interrogatory	IN	0	▼	-100.0%	-1
	Total		21	▼	-4.5%	-1
Civil Commitments	Temporary Detention Order	TD	0	▼	-100.0%	-1
Total		0	▼	-100.0%	-1	
GRAND TOTAL			362	▲	50.8%	+122

Dispositions by Major Case Category**

Category	Summary	Change	% Change	Absolute Change
Felony	3	↔	-	0
Garnishment	11	▼	+57.1%	+4
General Civil	9	▼	-25.0%	-3
Infraction/Civil Violation	300	▲	+75.4%	+129
Landlord /Tenant	1	↔	-	0
Misdemeanor	33	▲	-13.2%	-5
Other	5	▼	-37.5%	-3
GRAND TOTAL	362	▲	50.8%	+122

* Compared to same time period as previous year
 2/15/2024 10:07:08AM

** Case Type Categories are defined in the 2017 Virginia Judicial Workload Assessment
 Source: SCV-SQL-Information

2024 Overall GRAND TOTAL		Distribution of Caseload			Change*		Percentage (%) of Caseload		
896	+337 60.3%	Criminal	153	17%	68.1% ▲	+62	Criminal	2023 16.3%	2024 17.1%
2024	↑	Traffic	509	57%	49.3% ▲	+168	Traffic	61.0%	56.8%
2023		Civil	229	26%	87.7% ▲	+107	Civil	21.8%	25.6%
		Civil Commitments	5	1%	0.0%	0	Civil Commitments	0.9%	0.6%
		GRAND TOTAL	896	100%	60.3% ▲	+337	GRAND TOTAL	100%	100%

Dispositions by Division & Code

Division	Case Type Description	Code	Summary	Change	% Change	Absolute Change
Criminal	Misdemeanor	M	107	▲	+137.8%	+62
	Felony	F	25	▲	+38.9%	+7
	Capias	CA	10	▼	-16.7%	-2
	Show Cause	SC	8	▼	-11.1%	-1
	Civil Violation	CV	3	▼	-57.1%	-4
	Total			153	▲	68.1%
Traffic	Infraction	I	347	▲	+28.5%	+77
	Misdemeanor	M	115	▲	+125.5%	+64
	Other	O	41	▲	+215.4%	+28
	Capias	CA	3	▲	+200.0%	+2
	Felony	F	3	▼	-25.0%	-1
	Show Cause	SC	0	▼	-100.0%	-2
	Total			509	▲	49.3%
Civil	Warrant in Debt	WD	133	▲	+209.3%	+90
	Garnishment	GA	48	▲	+23.1%	+9
	Unlawful Detainer	UD	17	▲	+88.9%	+8
	Admin License	AL	7	▲	+600.0%	+6
	Other	OT	7	▲	+75.0%	+3
	Detinue	DT	6	▲	+200.0%	+4
	Interrogatory	IN	3	▲	+50.0%	+1
	Preliminary Protective Order	PP	3	▼	-40.0%	-2
	Protective Order	PO	3	▼	-25.0%	-1
	Abstract	AJ	1	▼	-66.7%	-2
	Impoundment	IM	1	▼	-80.0%	-4
	Capias	CA	0	▼	-100.0%	-1
	Show Cause	SC	0	▼	-100.0%	-4
	Total			229	▲	87.7%
Civil Commitments	Temporary Detention Order	TD	4	▼	-20.0%	-1
	Emergency Custody Order	EC	1	▲	-	+1
	Total		5		0.0%	0
GRAND TOTAL			896	▲	60.3%	+337

Dispositions by Major Case Category**

Category	Summary	Change	% Change	Absolute Change
Felony	28	▲	+27.3%	+6
Garnishment	51	▲	+24.4%	+10
General Civil	139	▲	+208.9%	+94
Infraction/Civil Violation	391	▲	+34.8%	+101
Landlord /Tenant	17	▲	+88.9%	+8
Misdemeanor	222	▲	+131.3%	+126
Other	42	▲	-10.6%	-5
Protective Orders	6	▼	-33.3%	-3
GRAND TOTAL	896	▲	60.3%	+337

* Compared to same time period as previous year
 2/15/2024 10:07:08AM

** Case Type Categories are defined in the 2017 Virginia Judicial Workload Assessment
 Source: SCV-SQL-Information

2024 Overall GRAND TOTAL		Distribution of Caseload			Change*		Percentage (%) of Caseload		
3,583	+674 23.2%	Criminal	672	19%	35.2% ▲	+175	Criminal	2023 17.1%	2024 18.8%
2024		Traffic	2,222	62%	19.1% ▲	+356	Traffic	64.1%	62.0%
2023		Civil	634	18%	27.6% ▲	+137	Civil	17.1%	17.7%
		Civil Commitments	55	2%	12.2% ▲	+6	Civil Commitments	1.7%	1.5%
		GRAND TOTAL	3,583	100%	23.2% ▲	+674	GRAND TOTAL	100%	100%

Dispositions by Division & Code

Division	Case Type Description	Code	Summary	Change	% Change	Absolute Change
Criminal	Misdemeanor	M	292	▲	+22.2%	+53
	Felony	F	230	▲	+35.3%	+60
	Capias	CA	86	▲	+22.9%	+16
	Civil Violation	CV	52	▲	+1,633.3%	+49
	Show Cause	SC	12	▼	-20.0%	-3
	Total			672	▲	35.2%
Traffic	Infraction	I	1,856	▲	+22.3%	+338
	Misdemeanor	M	268	▼	-2.2%	-6
	Other	O	47	▲	+67.9%	+19
	Capias	CA	20	▼	-13.0%	-3
	Civil Violation	CV	15	▲	+150.0%	+9
	Show Cause	SC	11	↔		-
	Felony	F	5	▼	-16.7%	-1
Total			2,222	▲	19.1%	+356
Civil	Unlawful Detainer	UD	270	▲	+92.9%	+130
	Warrant in Debt	WD	180	▲	+4.0%	+7
	Garnishment	GA	104	▲	+6.1%	+6
	Admin License	AL	21	▼	-41.7%	-15
	Protective Order	PO	14	▲	+16.7%	+2
	Preliminary Protective Order	PP	11	▼	-31.3%	-5
	Other	OT	9	▼	+28.6%	+2
	Show Cause	SC	8	▲	+33.3%	+2
	Interrogatory	IN	7	▲	-	+7
	Impoundment	IM	4	↔		-
	Bond Forfeiture	BF	2	▲	-	+2
	Tenants Assertion	TA	2	↔		-
	Counter Claim	CC	1	▼	-50.0%	-1
	Detinue	DT	1	↔		-
Total			634	▲	27.6%	+137
Civil Commitments	Mental Commitment	MC	31	▲	+3.3%	+1
	Temporary Detention Order	TD	8	▼	-20.0%	-2
	Emergency Custody Order	EC	7	▲	+133.3%	+4
	Petition	PT	6	▲	-	+6
	Other	OT	3	▼	-50.0%	-3
Total			55	▲	12.2%	+6
GRAND TOTAL			3,583	▲	23.2%	+674

Dispositions by Major Case Category**

Category	Summary	Change	% Change	Absolute Change
Felony	235	▲	+33.5%	+59
Garnishment	111	▲	+13.3%	+13
General Civil	181	▼	+2.8%	+5
Infraction/Civil Violation	1,970	▲	+26.7%	+415
Involuntary Civil Commitments	9	▲	+50.0%	+3
Landlord /Tenant	272	▲	+91.5%	+130
Misdemeanor	560	▲	+9.2%	+47
Other	220	▲	+2.3%	+5

* Compared to same time period as previous year
 2/15/2024 10:07:08AM

** Case Type Categories are defined in the 2017 Virginia Judicial Workload Assessment
 Source: SCV-SQL-Information

CPSS - GCMS CASELOAD STATISTICS OF THE GENERAL DISTRICT COURTS
January 2024 thru January 2024 Dispositions (Compared to January 2023 thru January 2023)

Protective Orders	25	▼	-10.7%	-3
GRAND TOTAL	3,583	▲	23.2%	+674

* Compared to same time period as previous year
2/15/2024 10:07:08AM

** Case Type Categories are defined in the 2017 Virginia Judicial Workload Assessment
Source: SCV-SQL-Information

2024 Overall GRAND TOTAL		Distribution of Caseload			Change*		Percentage (%) of Caseload		
90	-76 -45.8%	Criminal	7	8%	0.0%	0	Criminal	2023 4.2%	2024 7.8%
2024		Traffic	62	69%	-53.7%	-72	Traffic	80.7%	68.9%
2023		Civil	21	23%	-16.0%	-4	Civil	15.1%	23.3%
		GRAND TOTAL	90	100%	-45.8%	-76	GRAND TOTAL	100%	100%

Dispositions by Division & Code

Division	Case Type Description	Code	Summary	Change	% Change	Absolute Change
Criminal	Misdemeanor	M	7	▲	+75.0%	+3
	Capias	CA	0	▼	-100.0%	-1
	Felony	F	0	▼	-100.0%	-1
	Show Cause	SC	0	▼	-100.0%	-1
	Total		7		0.0%	0
Traffic	Infraction	I	45	▼	-61.5%	-72
	Misdemeanor	M	13	▲	+62.5%	+5
	Other	O	3	▼	-62.5%	-5
	Civil Violation	CV	1	↔		-
Total		62	▼	-53.7%	-72	
Civil	Unlawful Detainer	UD	10	▲	+900.0%	+9
	Warrant in Debt	WD	8	▼	-38.5%	-5
	Garnishment	GA	2	▼	-77.8%	-7
	Admin License	AL	1	▼	-50.0%	-1
Total		21	▼	-16.0%	-4	
GRAND TOTAL			90	▼	-45.8%	-76

Dispositions by Major Case Category**

Category	Summary	Change	% Change	Absolute Change
Felony	0	▼	-100.0%	-1
Garnishment	2	▼	-77.8%	-7
General Civil	8	▼	-38.5%	-5
Infraction/Civil Violation	49	▼	-61.1%	-77
Landlord /Tenant	10	▲	+900.0%	+9
Misdemeanor	20	▲	+66.7%	+8
Other	1	▼	-75.0%	-3
GRAND TOTAL	90	▼	-45.8%	-76

* Compared to same time period as previous year
 2/15/2024 10:07:08AM

** Case Type Categories are defined in the 2017 Virginia Judicial Workload Assessment
 Source: SCV-SQL-Information

2024 Overall GRAND TOTAL		Distribution of Caseload			Change*		Percentage (%) of Caseload		
1,806	-17 -0.9%	Criminal	397	22%	71.9% ▲	+166	Criminal	2023 12.7%	2024 22.0%
2024		Traffic	568	31%	-35.5% ▼	-312	Traffic	48.3%	31.5%
2023		Civil	770	43%	19.9% ▲	+128	Civil	35.2%	42.6%
		Civil Commitments	71	4%	1.4% ▲	+1	Civil Commitments	3.8%	3.9%
		GRAND TOTAL	1,806	100%	-0.9% ▼	-17	GRAND TOTAL	100%	100%

Dispositions by Division & Code

Division	Case Type Description	Code	Summary	Change	% Change	Absolute Change
Criminal	Misdemeanor	M	258	▲	+96.9%	+127
	Felony	F	92	▲	+50.8%	+31
	Capias	CA	29	▲	+107.1%	+15
	Show Cause	SC	16	▼	-33.3%	-8
	Civil Violation	CV	2	▲	+100.0%	+1
	Total			397	▲	71.9%
Traffic	Infraction	I	383	▼	-29.3%	-159
	Misdemeanor	M	118	▼	-34.1%	-61
	Other	O	54	▼	-60.0%	-81
	Felony	F	5	▼	-28.6%	-2
	Show Cause	SC	4	▼	-66.7%	-8
	Civil Violation	CV	3	▲	+50.0%	+1
	Capias	CA	1	▼	-66.7%	-2
	Total			568	▼	-35.5%
Civil	Unlawful Detainer	UD	472	▲	+74.2%	+201
	Warrant in Debt	WD	147	▼	-17.9%	-32
	Garnishment	GA	64	▼	-45.3%	-53
	Other	OT	25	▼	-7.4%	-2
	Preliminary Protective Order	PP	23	▲	+9.5%	+2
	Protective Order	PO	15	▲	+25.0%	+3
	Bond Forfeiture	BF	9	▲	+200.0%	+6
	Interrogatory	IN	6	▲	+50.0%	+2
	Admin License	AL	3	↔		-
	Motion for Judgment	MJ	2	▲	+100.0%	+1
	Abstract	AJ	1	▲	-	+1
	Counter Claim	CC	1	▼	-66.7%	-2
	Detinue	DT	1	▲	-	+1
	Tenants Assertion	TA	1	↔		-
	Total			770	▲	19.9%
Civil Commitments	Mental Commitment	MC	28	▲	+21.7%	+5
	Temporary Detention Order	TD	27	▼	-20.6%	-7
	Emergency Custody Order	EC	8	▼	-33.3%	-4
	Petition	PT	6	▲	+500.0%	+5
	Other	OT	2	▲	-	+2
	Total			71	▲	1.4%
GRAND TOTAL			1,806	▼	-0.9%	-17

Dispositions by Major Case Category**

Category	Summary	Change	% Change	Absolute Change
Felony	97	▲	+42.6%	+29
Garnishment	70	▲	-42.1%	-51
General Civil	151	▲	-17.0%	-31
Infraction/Civil Violation	442	▲	-35.0%	-238
Involuntary Civil Commitments	8	▲	+700.0%	+7
Landlord /Tenant	473	▲	+73.9%	+201
Misdemeanor	376	▲	+21.3%	+66
Other	151	▲	-3.2%	-5

* Compared to same time period as previous year
 2/15/2024 10:07:08AM

** Case Type Categories are defined in the 2017 Virginia Judicial Workload Assessment
 Source: SCV-SQL-Information

CPSS - GCMS CASELOAD STATISTICS OF THE GENERAL DISTRICT COURTS
January 2024 thru January 2024 Dispositions (Compared to January 2023 thru January 2023)

Protective Orders	38	▲	+15.2%	+5
GRAND TOTAL	1,806	▼	-0.9%	-17

* Compared to same time period as previous year
2/15/2024 10:07:08AM

** Case Type Categories are defined in the 2017 Virginia Judicial Workload Assessment
Source: SCV-SQL-Information

2024 Overall GRAND TOTAL		Distribution of Caseload			Change*		Percentage (%) of Caseload		
18,889	+2,186 13.1%	Criminal	2,219	12%	9.5% ▲	+193	Criminal	2023 12.1%	2024 11.7%
2024		Traffic	13,786	73%	15.4% ▲	+1,838	Traffic	71.5%	73.0%
2023		Civil	2,610	14%	5.6% ▲	+139	Civil	14.8%	13.8%
		Civil Commitments	274	1%	6.2% ▲	+16	Civil Commitments	1.5%	1.5%
		GRAND TOTAL	18,889	100%	13.1% ▲	+2,186	GRAND TOTAL	100%	100%

Dispositions by Division & Code

Division	Case Type Description	Code	Summary	Change	% Change	Absolute Change
Criminal	Misdemeanor	M	1,224	▲	+19.5%	+200
	Felony	F	716	▼	-6.6%	-51
	Capias	CA	212	▲	+27.7%	+46
	Show Cause	SC	51	▼	-1.9%	-1
	Civil Violation	CV	16	▼	-5.9%	-1
	Total			2,219	▲	9.5%
Traffic	Infraction	I	12,034	▲	+18.0%	+1,840
	Misdemeanor	M	1,514	▼	-2.2%	-34
	Capias	CA	116	▲	+56.8%	+42
	Show Cause	SC	48	▼	-2.0%	-1
	Felony	F	28	▼	-17.6%	-6
	Civil Violation	CV	27	▼	-12.9%	-4
	Motion	MO	17	▲	+6.3%	+1
	Restricted Operators License	RL	2	↔		-
	Total			13,786	▲	15.4%
Civil	Warrant in Debt	WD	1,052	↔		-
	Unlawful Detainer	UD	833	▲	+46.4%	+264
	Garnishment	GA	365	▼	-11.8%	-49
	Admin License	AL	129	▲	+2.4%	+3
	Preliminary Protective Order	PP	40	▼	-29.8%	-17
	Other	OT	39	▲	-7.1%	-3
	Show Cause	SC	30	▼	-21.1%	-8
	Protective Order	PO	27	▼	-6.9%	-2
	Bond Forfeiture	BF	23	▼	-8.0%	-2
	Motion for Judgment	MJ	15	▼	-28.6%	-6
	Zoning Violation	ZO	14	▼	-36.4%	-8
	Interrogatory	IN	12	▼	-61.3%	-19
	Impoundment	IM	11	▲	+175.0%	+7
	Counter Claim	CC	5	▼	-58.3%	-7
	Detinue	DT	5	▲	+150.0%	+3
	Overweight	OC	3	▼	-50.0%	-3
	Abstract	AJ	2	▼	-87.5%	-14
	Tenants Assertion	TA	2	▼	-33.3%	-1
	Capias	CA	1	↔		-
	Petition-Restore Arms	PR	1	▲	-	+1
	Third Party Claim	TH	1	▲	-	+1
Cross Claim	CR	0	▼	-100.0%	-1	
Total			2,610	▲	5.6%	+139
Civil Commitments	Mental Commitment	MC	144	▲	+45.5%	+45
	Temporary Detention Order	TD	100	▼	-15.3%	-18
	Other	OT	14	▲	+133.3%	+8
	Emergency Custody Order	EC	10	▼	-65.5%	-19
	Medical Emergency Temporary Detention Order	MT	6	↔		-
Total			274	▲	6.2%	+16
GRAND TOTAL			18,889	▲	13.1%	+2,186

* Compared to same time period as previous year
 2/15/2024 10:07:08AM

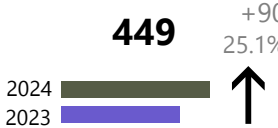
** Case Type Categories are defined in the 2017 Virginia Judicial Workload Assessment
 Source: SCV-SQL-Information

Dispositions by Major Case Category**

Category	Summary	Change	% Change	Absolute Change
Felony	744	▼	-7.1%	-57
Garnishment	377	▼	-15.3%	-68
General Civil	1,076	▲		0
Infraction/Civil Violation	12,080	▼	+17.9%	+1,832
Involuntary Civil Commitments	14	▲	+133.3%	+8
Landlord /Tenant	835	▲	+46.0%	+263
Misdemeanor	2,754	▼	+6.1%	+158
Other	942	▲	+7.9%	+69
Protective Orders	67	▼	-22.1%	-19
GRAND TOTAL	18,889	▲	13.1%	+2,186

* Compared to same time period as previous year
 2/15/2024 10:07:08AM

** Case Type Categories are defined in the 2017 Virginia Judicial Workload Assessment
 Source: SCV-SQL-Information

2024 Overall GRAND TOTAL		Distribution of Caseload			Change*		Percentage (%) of Caseload			
449 +90 25.1% 		Criminal	79	18%	192.6%	▲	+52	Criminal	2023: 7.5%	2024: 17.6%
2024		Traffic	368	82%	11.9%	▲	+39	Traffic	91.6%	82.0%
2023		Civil	2	0%	-33.3%	▼	-1	Civil	0.8%	0.4%
		GRAND TOTAL	449	100%	25.1%	▲	+90	GRAND TOTAL	100%	100%

Dispositions by Division & Code

Division	Case Type Description	Code	Summary	Change	% Change	Absolute Change
Criminal	Misdemeanor	M	70	▲	+233.3%	+49
	Capias	CA	9	▲	+200.0%	+6
	Civil Violation	CV	0	▼	-100.0%	-1
	Felony	F	0	▼	-100.0%	-1
	Show Cause	SC	0	▼	-100.0%	-1
	Total			79	▲	192.6%
Traffic	Infraction	I	319	▲	+13.5%	+38
	Misdemeanor	M	37	▲	+19.4%	+6
	Capias	CA	7	▲	+75.0%	+3
	Show Cause	SC	3	▲	+200.0%	+2
	Civil Violation	CV	2	▼	-83.3%	-10
	Total			368	▲	11.9%
Civil	Admin License	AL	1	▼	-66.7%	-2
	Zoning Violation	ZO	1	▲	-	+1
	Total		2	▼	-33.3%	-1
GRAND TOTAL			449	▲	25.1%	+90

Dispositions by Major Case Category**

Category	Summary	Change	% Change	Absolute Change
Felony	0	▼	-100.0%	-1
Infraction/Civil Violation	321	▼	+9.2%	+27
Misdemeanor	108	▲	+107.7%	+56
Other	20	▲	+66.7%	+8
GRAND TOTAL	449	▲	25.1%	+90

* Compared to same time period as previous year
 2/15/2024 10:07:08AM

** Case Type Categories are defined in the 2017 Virginia Judicial Workload Assessment
 Source: SCV-SQL-Information

2024 Overall GRAND TOTAL		Distribution of Caseload			Change*		Percentage (%) of Caseload		
2,154	+163 8.2%	Criminal	157	7%	-28.0% ▼	-61	Criminal	2023 10.9%	2024 7.3%
2024		Traffic	1,718	80%	9.8% ▲	+153	Traffic	78.6%	79.8%
		Civil	272	13%	32.7% ▲	+67	Civil	10.3%	12.6%
		Civil Commitments	7	0%	133.3% ▲	+4	Civil Commitments	0.2%	0.3%
		GRAND TOTAL	2,154	100%	8.2% ▲	+163	GRAND TOTAL	100%	100%

Dispositions by Division & Code

Division	Case Type Description	Code	Summary	Change	% Change	Absolute Change
Criminal	Misdemeanor	M	101	▼	-21.7%	-28
	Felony	F	33	▼	-38.9%	-21
	Civil Violation	CV	8	▼	-50.0%	-8
	Show Cause	SC	8	▲	+14.3%	+1
	Capias	CA	7	▼	-41.7%	-5
	Total			157	▼	-28.0%
Traffic	Infraction	I	1,392	▲	+2.1%	+29
	Misdemeanor	M	315	▲	+63.2%	+122
	Show Cause	SC	6	▲	+500.0%	+5
	Capias	CA	3	▼	-25.0%	-1
	Felony	F	1	▼	-75.0%	-3
	Other	O	1	▲	-	+1
	Total			1,718	▲	9.8%
Civil	Warrant in Debt	WD	120	▲	+23.7%	+23
	Garnishment	GA	61	▲	+13.0%	+7
	Unlawful Detainer	UD	39	▲	+290.0%	+29
	Admin License	AL	13	▼	-7.1%	-1
	Preliminary Protective Order	PP	9	▲	+12.5%	+1
	Protective Order	PO	8	▲	+300.0%	+6
	Show Cause	SC	6	▲	+200.0%	+4
	Detinue	DT	4	▲	+33.3%	+1
	Other	OT	4	▼	-50.0%	-4
	Abstract	AJ	3	▲	+200.0%	+2
	Tenants Assertion	TA	2	↔	-	-
	Impoundment	IM	1	↔	-	-
	Interrogatory	IN	1	▼	-66.7%	-2
	Motion for Judgment	MJ	1	▲	-	+1
Total			272	▲	32.7%	+67
Civil Commitments	Temporary Detention Order	TD	6	▲	-	+6
	Emergency Custody Order	EC	1	▼	-66.7%	-2
	Total		7	▲	133.3%	+4
GRAND TOTAL			2,154	▲	8.2%	+163

Dispositions by Major Case Category**

Category	Summary	Change	% Change	Absolute Change
Felony	34	▼	-41.4%	-24
Garnishment	62	▼	+8.8%	+5
General Civil	125	▲	+21.4%	+22
Infraction/Civil Violation	1,401	▲	+1.6%	+22
Landlord /Tenant	41	▲	+241.7%	+29
Misdemeanor	416	▲	+29.2%	+94
Other	58	▲	+16.0%	+8
Protective Orders	17	▲	+70.0%	+7
GRAND TOTAL	2,154	▲	8.2%	+163

* Compared to same time period as previous year
 2/15/2024 10:07:08AM

** Case Type Categories are defined in the 2017 Virginia Judicial Workload Assessment
 Source: SCV-SQL-Information

2024 Overall GRAND TOTAL		Distribution of Caseload			Change*		Percentage (%) of Caseload		
5,045	+593 13.3%	Criminal	596	12%	13.5% ▲	+71	Criminal	2023 11.8%	2024 11.8%
2024	↑	Traffic	3,412	68%	24.1% ▲	+662	Traffic	61.8%	67.6%
2023		Civil	935	19%	-14.9% ▼	-164	Civil	24.7%	18.5%
		Civil Commitments	102	2%	30.8% ▲	+24	Civil Commitments	1.8%	2.0%
		GRAND TOTAL	5,045	100%	13.3% ▲	+593	GRAND TOTAL	100%	100%

Dispositions by Division & Code

Division	Case Type Description	Code	Summary	Change	% Change	Absolute Change
Criminal	Misdemeanor	M	353	▲	+14.6%	+45
	Felony	F	142	▲	+3.6%	+5
	Capias	CA	43	▲	+7.5%	+3
	Civil Violation	CV	33	▲	+94.1%	+16
	Show Cause	SC	25	▲	+8.7%	+2
	Total			596	▲	13.5%
Traffic	Infraction	I	2,982	▲	+25.6%	+607
	Misdemeanor	M	402	▲	+14.2%	+50
	Capias	CA	14	▲	+16.7%	+2
	Felony	F	7	▼	-12.5%	-1
	Show Cause	SC	7	▲	+250.0%	+5
	Restricted Operators License	RL	0	▼	-100.0%	-1
	Total			3,412	▲	24.1%
Civil	Warrant in Debt	WD	412	▲	+12.6%	+46
	Garnishment	GA	248	▼	-49.4%	-242
	Unlawful Detainer	UD	139	▲	+19.8%	+23
	Show Cause	SC	33	▲	+65.0%	+13
	Interrogatory	IN	25	▼	-13.8%	-4
	Admin License	AL	17	▼	-5.6%	-1
	Preliminary Protective Order	PP	17	▲	+13.3%	+2
	Other	OT	15	▲	+66.7%	+6
	Protective Order	PO	11	▼	-8.3%	-1
	Impoundment	IM	7	▲	+250.0%	+5
	Bond Forfeiture	BF	5	▲	-	+5
	Counter Claim	CC	3	↔	-	-
	Abstract	AJ	2	▼	-81.8%	-9
	Capias	CA	1	▼	-75.0%	-3
	Detinue	DT	0	▼	-100.0%	-1
	Interrogatory-Not	IC	0	▼	-100.0%	-1
	Mechanic's Lien	ML	0	▼	-100.0%	-1
	Tenants Assertion	TA	0	▼	-100.0%	-1
Total			935	▼	-14.9%	-164
Civil Commitments	Mental Commitment	MC	39	▲	+50.0%	+13
	Temporary Detention Order	TD	37	▼	-9.8%	-4
	Emergency Custody Order	EC	19	▲	+90.0%	+9
	Other	OT	5	▲	+400.0%	+4
	Medical Emergency Temporary Detention Order	MT	1	▲	-	+1
	Petition	PT	1	▲	-	+1
Total			102	▲	30.8%	+24
GRAND TOTAL			5,045	▲	13.3%	+593

Dispositions by Major Case Category**

Category	Summary	Change	% Change	Absolute Change
Felony	149	▼	+2.8%	+4
Garnishment	273	▼	-47.4%	-246
General Civil	419	▲	+13.2%	+49
Infraction/Civil Violation	3,015	▲	+26.0%	+623
Involuntary Civil Commitments	6	▲	+500.0%	+5

* Compared to same time period as previous year
 2/15/2024 10:07:08AM

** Case Type Categories are defined in the 2017 Virginia Judicial Workload Assessment
 Source: SCV-SQL-Information



CPSS - GCMS CASELOAD STATISTICS OF THE GENERAL DISTRICT COURTS

January 2024 thru January 2024 Dispositions (Compared to January 2023 thru January 2023)

Landlord /Tenant	139	▼	+18.8%	+22
Misdemeanor	755	▼	+14.2%	+94
Other	261	▲	+18.6%	+41
Protective Orders	28	▲	+3.7%	+1
GRAND TOTAL	5,045	▲	13.3%	+593

* Compared to same time period as previous year
2/15/2024 10:07:08AM

** Case Type Categories are defined in the 2017 Virginia Judicial Workload Assessment
Source: SCV-SQL-Information

2024 Overall GRAND TOTAL		Distribution of Caseload			Change*		Percentage (%) of Caseload		
<p>275 +56 25.6%</p> <p>2024  ↑ 2023 </p>		Criminal	9	3%	-25.0% ▼	-3	Criminal	2023	2024
		Traffic	258	94%	31.0% ▲	+61	Traffic	5.5%	3.3%
		Civil	8	3%	-11.1% ▲	-1	Civil	90.0%	93.8%
		Civil Commitments	0	0%	-100.0% ▼	-1	Civil Commitments	4.1%	2.9%
		GRAND TOTAL	275	100%	25.6% ▲	+56	GRAND TOTAL	0.5%	0.0%
							GRAND TOTAL	100%	100%

Dispositions by Division & Code

Division	Case Type Description	Code	Summary	Change	% Change	Absolute Change
Criminal	Capias	CA	2	▲	-	+2
	Civil Violation	CV	2	▲	-	+2
	Felony	F	2	↔	-	-
	Misdemeanor	M	2	▼	-80.0%	-8
	Show Cause	SC	1	▲	-	+1
	Total			9	▼	-25.0%
Traffic	Infraction	I	225	▲	+27.1%	+48
	Misdemeanor	M	33	▲	+73.7%	+14
	Show Cause	SC	0	▼	-100.0%	-1
	Total		258	▲	31.0%	+61
Civil	Admin License	AL	3	▲	+50.0%	+1
	Warrant in Debt	WD	3	▲	-	+3
	Abstract	AJ	1	▲	-	+1
	Impoundment	IM	1	▼	-75.0%	-3
	Other	OT	0	▼	-100.0%	-1
	Preliminary Protective Order	PP	0	▼	-100.0%	-1
	Unlawful Detainer	UD	0	▼	-100.0%	-1
	Total		8	▼	-11.1%	-1
Civil Commitments	Emergency Custody Order	EC	0	▼	-100.0%	-1
Total		0	▼	-100.0%	-1	
GRAND TOTAL			275	▲	25.6%	+56

Dispositions by Major Case Category**

Category	Summary	Change	% Change	Absolute Change	
Felony	2	↔		0	
General Civil	3	▲	+200.0%	+2	
Infraction/Civil Violation	227	▲	+28.2%	+50	
Landlord /Tenant	0	▼	-100.0%	-1	
Misdemeanor	35	▼	+20.7%	+6	
Other	8	▲		0	
Protective Orders	0	▼	-100.0%	-1	
GRAND TOTAL		275	▲	25.6%	+56

* Compared to same time period as previous year
 2/15/2024 10:07:08AM

** Case Type Categories are defined in the 2017 Virginia Judicial Workload Assessment
 Source: SCV-SQL-Information

2024 Overall GRAND TOTAL		Distribution of Caseload			Change*		Percentage (%) of Caseload																																																				
2024	972	<table border="1"> <tr><td>Criminal</td><td>123</td><td>13%</td></tr> <tr><td>Traffic</td><td>560</td><td>58%</td></tr> <tr><td>Civil</td><td>259</td><td>27%</td></tr> <tr><td>Civil Commitments</td><td>30</td><td>3%</td></tr> <tr><td>GRAND TOTAL</td><td>972</td><td>100%</td></tr> </table>	Criminal	123	13%	Traffic	560	58%	Civil	259	27%	Civil Commitments	30	3%	GRAND TOTAL	972	100%	<table border="1"> <tr><td>Criminal</td><td>123</td><td>13%</td></tr> <tr><td>Traffic</td><td>560</td><td>58%</td></tr> <tr><td>Civil</td><td>259</td><td>27%</td></tr> <tr><td>Civil Commitments</td><td>30</td><td>3%</td></tr> <tr><td>GRAND TOTAL</td><td>972</td><td>100%</td></tr> </table>	Criminal	123	13%	Traffic	560	58%	Civil	259	27%	Civil Commitments	30	3%	GRAND TOTAL	972	100%	<table border="1"> <tr><td>2023</td><td>906</td><td>8.5%</td></tr> <tr><td>2024</td><td>972</td><td>8.5%</td></tr> <tr><td>Change</td><td>+76</td><td>+8.5%</td></tr> </table>	2023	906	8.5%	2024	972	8.5%	Change	+76	+8.5%	<table border="1"> <tr><td>Criminal</td><td>19.0%</td><td>12.7%</td></tr> <tr><td>Traffic</td><td>48.3%</td><td>57.6%</td></tr> <tr><td>Civil</td><td>31.0%</td><td>26.6%</td></tr> <tr><td>Civil Commitments</td><td>1.7%</td><td>3.1%</td></tr> <tr><td>GRAND TOTAL</td><td>100%</td><td>100%</td></tr> </table>	Criminal	19.0%	12.7%	Traffic	48.3%	57.6%	Civil	31.0%	26.6%	Civil Commitments	1.7%	3.1%	GRAND TOTAL	100%	100%
Criminal	123		13%																																																								
Traffic	560		58%																																																								
Civil	259		27%																																																								
Civil Commitments	30		3%																																																								
GRAND TOTAL	972	100%																																																									
Criminal	123	13%																																																									
Traffic	560	58%																																																									
Civil	259	27%																																																									
Civil Commitments	30	3%																																																									
GRAND TOTAL	972	100%																																																									
2023	906	8.5%																																																									
2024	972	8.5%																																																									
Change	+76	+8.5%																																																									
Criminal	19.0%	12.7%																																																									
Traffic	48.3%	57.6%																																																									
Civil	31.0%	26.6%																																																									
Civil Commitments	1.7%	3.1%																																																									
GRAND TOTAL	100%	100%																																																									

Dispositions by Division & Code

Division	Case Type Description	Code	Summary	Change	% Change	Absolute Change
Criminal	Misdemeanor	M	67	▼	-43.7%	-52
	Felony	F	28	↔		-
	Capias	CA	14	▲	+55.6%	+5
	Civil Violation	CV	10	▲	+25.0%	+2
	Show Cause	SC	4	▼	-33.3%	-2
	Total			123	▼	-27.6%
Traffic	Infraction	I	410	▲	+40.4%	+118
	Misdemeanor	M	144	▲	+18.0%	+22
	Felony	F	2	↔		-
	Show Cause	SC	2	↔		-
	Capias	CA	1	▼	-91.7%	-11
	Civil Violation	CV	1	▼	-66.7%	-2
	Total			560	▲	29.3%
Civil	Warrant in Debt	WD	76	▼	-14.6%	-13
	Garnishment	GA	72	▼	-6.5%	-5
	Unlawful Detainer	UD	44	▼	-10.2%	-5
	Other	OT	20	▲	+33.3%	+5
	Detinue	DT	16	▲	+45.5%	+5
	Bond Forfeiture	BF	12	▲	+9.1%	+1
	Preliminary Protective Order	PP	11	▲	+37.5%	+3
	Protective Order	PO	6	▼	-14.3%	-1
	Admin License	AL	1	▼	-83.3%	-5
	Petition-Restore Arms	PR	1	▲	-	+1
	Counter Claim	CC	0	▼	-100.0%	-1
	Impoundment	IM	0	▼	-100.0%	-1
	Interrogatory	IN	0	▼	-100.0%	-2
	Tenants Assertion	TA	0	▼	-100.0%	-1
Total			259	▼	-6.8%	-19
Civil Commitments	Temporary Detention Order	TD	16	▲	+100.0%	+8
	Emergency Custody Order	EC	10	▲	+66.7%	+4
	Mental Commitment	MC	4	▲	+300.0%	+3
	Total			30	▲	100.0%
GRAND TOTAL			972	▲	8.5%	+76

Dispositions by Major Case Category**

Category	Summary	Change	% Change	Absolute Change
Felony	30	↔		0
Garnishment	72	▼	-8.9%	-7
General Civil	93	▲	-7.0%	-7
Infraction/Civil Violation	421	▼	+38.9%	+118
Landlord /Tenant	44	▼	-12.0%	-6
Misdemeanor	211	▼	-12.4%	-30
Other	84	▲	+7.7%	+6
Protective Orders	17	▲	+13.3%	+2
GRAND TOTAL	972	▲	8.5%	+76

* Compared to same time period as previous year
 2/15/2024 10:07:08AM

** Case Type Categories are defined in the 2017 Virginia Judicial Workload Assessment
 Source: SCV-SQL-Information

2024 Overall GRAND TOTAL		Distribution of Caseload			Change*		Percentage (%) of Caseload			
2024	450	Criminal	64	14%	-16.9%	▼	-13	Criminal	20.3%	14.2%
2023	379	Traffic	205	46%	6.2%	▲	+12	Traffic	50.9%	45.6%
	+71 18.7%	Civil	154	34%	71.1%	▲	+64	Civil	23.7%	34.2%
	▲	Civil Commitments	27	6%	42.1%	▲	+8	Civil Commitments	5.0%	6.0%
		GRAND TOTAL	450	100%	18.7%	▲	+71	GRAND TOTAL	100%	100%

Dispositions by Division & Code

Division	Case Type Description	Code	Summary	Change	% Change	Absolute Change
Criminal	Misdemeanor	M	36	▼	-32.1%	-17
	Felony	F	17	▲	+13.3%	+2
	Show Cause	SC	5	↔		-
	Capias	CA	4	↔		-
	Civil Violation	CV	2	▲	-	+2
	Total			64	▼	-16.9%
Traffic	Infraction	I	130	▼	-10.3%	-15
	Misdemeanor	M	59	▲	+34.1%	+15
	Show Cause	SC	8	▲	+300.0%	+6
	Capias	CA	5	▲	-	+5
	Felony	F	2	▲	+100.0%	+1
	Civil Violation	CV	1	↔		-
Total			205	▲	6.2%	+12
Civil	Unlawful Detainer	UD	70	▲	+141.4%	+41
	Garnishment	GA	36	▲	+33.3%	+9
	Warrant in Debt	WD	35	▲	+118.8%	+19
	Other	OT	4	↔		-
	Bond Forfeiture	BF	3	▼	-50.0%	-3
	Protective Order	PO	2	▲	+100.0%	+1
	Abstract	AJ	1	▲	-	+1
	Admin License	AL	1	↔		-
	Impoundment	IM	1	↔		-
	Preliminary Protective Order	PP	1	▼	-66.7%	-2
	Detinue	DT	0	▼	-100.0%	-1
	Interrogatory	IN	0	▼	-100.0%	-1
	Total			154	▲	71.1%
Civil Commitments	Temporary Detention Order	TD	12	▲	+71.4%	+5
	Emergency Custody Order	EC	9	↔		-
	Mental Commitment	MC	6	▲	+100.0%	+3
Total			27	▲	42.1%	+8
GRAND TOTAL			450	▲	18.7%	+71

Dispositions by Major Case Category**

Category	Summary	Change	% Change	Absolute Change
Felony	19	▲	+18.8%	+3
Garnishment	36	▼	+28.6%	+8
General Civil	35	▲	+105.9%	+18
Infraction/Civil Violation	133	▲	-8.9%	-13
Landlord /Tenant	70	▲	+141.4%	+41
Misdemeanor	95	▲	-2.1%	-2
Other	59	▲	+40.5%	+17
Protective Orders	3	▲	-25.0%	-1
GRAND TOTAL	450	▲	18.7%	+71

* Compared to same time period as previous year
 2/15/2024 10:07:08AM

** Case Type Categories are defined in the 2017 Virginia Judicial Workload Assessment
 Source: SCV-SQL-Information

2024 Overall GRAND TOTAL		Distribution of Caseload		Change*		Percentage (%) of Caseload		
172	-96 -35.8%	Criminal	26 15%	-46.9% ▼	-23	Criminal	2023 18.3%	2024 15.1%
2024		Traffic	123 72%	-36.3% ▼	-70	Traffic	72.0%	71.5%
2023		Civil	23 13%	-8.0% ▼	-2	Civil	9.3%	13.4%
		Civil Commitments	0 0%	-100.0% ▼	-1	Civil Commitments	0.4%	0.0%
		GRAND TOTAL	172 100%	-35.8% ▼	-96	GRAND TOTAL	100%	100%

Dispositions by Division & Code

Division	Case Type Description	Code	Summary	Change	% Change	Absolute Change
Criminal	Misdemeanor	M	17	▼	-54.1%	-20
	Felony	F	7	↔		-
	Capias	CA	1	▼	-50.0%	-1
	Civil Violation	CV	1	↔		-
	Show Cause	SC	0	▼	-100.0%	-2
	Total		26	▼	-46.9%	-23
Traffic	Infraction	I	84	▼	-47.8%	-77
	Misdemeanor	M	37	▲	+19.4%	+6
	Felony	F	2	▲	+100.0%	+1
	Total		123	▼	-36.3%	-70
Civil	Garnishment	GA	9	▲	+80.0%	+4
	Warrant in Debt	WD	6	▲	+20.0%	+1
	Protective Order	PO	3	↔		-
	Unlawful Detainer	UD	3	▲	+200.0%	+2
	Preliminary Protective Order	PP	2	▲	+100.0%	+1
	Admin License	AL	0	▼	-100.0%	-2
	Bond Forfeiture	BF	0	▼	-100.0%	-1
	Capias	CA	0	▼	-100.0%	-2
	Interrogatory	IN	0	▼	-100.0%	-1
	Other	OT	0	▼	-100.0%	-1
	Show Cause	SC	0	▼	-100.0%	-3
	Total		23	▼	-8.0%	-2
Civil Commitments	Temporary Detention Order	TD	0	▼	-100.0%	-1
	Total		0	▼	-100.0%	-1
GRAND TOTAL			172	▼	-35.8%	-96

Dispositions by Major Case Category**

Category	Summary	Change	% Change	Absolute Change
Felony	9	▲	+12.5%	+1
Garnishment	9	▼	+50.0%	+3
General Civil	6	▲	+20.0%	+1
Infraction/Civil Violation	85	▼	-47.5%	-77
Landlord /Tenant	3	▲	+200.0%	+2
Misdemeanor	54	▼	-20.6%	-14
Other	1	▼	-92.9%	-13
Protective Orders	5	▲	+25.0%	+1
GRAND TOTAL	172	▼	-35.8%	-96

* Compared to same time period as previous year
 2/15/2024 10:07:08AM

** Case Type Categories are defined in the 2017 Virginia Judicial Workload Assessment
 Source: SCV-SQL-Information

2024 Overall GRAND TOTAL		Distribution of Caseload			Change*		Percentage (%) of Caseload		
1,641	+461 39.1%	Criminal	497	30%	26.1% ▲	+103	Criminal	2023 33.4%	2024 30.3%
2024	↑	Traffic	658	40%	203.2% ▲	+441	Traffic	18.4%	40.1%
2023		Civil	388	24%	-19.8% ▼	-96	Civil	41.0%	23.6%
		Civil Commitments	98	6%	15.3% ▲	+13	Civil Commitments	7.2%	6.0%
		GRAND TOTAL	1,641	100%	39.1% ▲	+461	GRAND TOTAL	100%	100%

Dispositions by Division & Code

Division	Case Type Description	Code	Summary	Change	% Change	Absolute Change
Criminal	Misdemeanor	M	293	▲	+24.2%	+57
	Felony	F	131	▲	+11.0%	+13
	Capias	CA	63	▲	+110.0%	+33
	Civil Violation	CV	7	▲	+133.3%	+4
	Show Cause	SC	3	↔		-
	Restricted Operators License	RL	0	▼	-100.0%	-4
	Total			497	▲	26.1%
Traffic	Infraction	I	454	▲	+288.0%	+337
	Misdemeanor	M	191	▲	+117.0%	+103
	Felony	F	7	▲	+40.0%	+2
	Capias	CA	6	↔		-
	Restricted Operators License	RL	0	▼	-100.0%	-1
Total			658	▲	203.2%	+441
Civil	Unlawful Detainer	UD	94	▼	-13.8%	-15
	Warrant in Debt	WD	93	▼	-21.8%	-26
	Garnishment	GA	91	▼	-28.3%	-36
	Detinue	DT	45	▼	-34.8%	-24
	Other	OT	25	▼	-7.4%	-2
	Protective Order	PO	17	▲	+183.3%	+11
	Preliminary Protective Order	PP	15	▲	+50.0%	+5
	Bond Forfeiture	BF	3	▼	-40.0%	-2
	Tenants Assertion	TA	2	▲	-	+2
	Admin License	AL	1	▼	-80.0%	-4
	Interrogatory	IN	1	↔		-
	Petition-Restore Arms	PR	1	▼	-50.0%	-1
	Abstract	AJ	0	▼	-100.0%	-2
	Impoundment	IM	0	▼	-100.0%	-2
Total			388	▼	-19.8%	-96
Civil Commitments	Mental Commitment	MC	49	▲	+44.1%	+15
	Other	OT	22	▲	+37.5%	+6
	Temporary Detention Order	TD	20	↔		-
	Emergency Custody Order	EC	7	▼	-53.3%	-8
Total			98	▲	15.3%	+13
GRAND TOTAL			1,641	▲	39.1%	+461

Dispositions by Major Case Category**

Category	Summary	Change	% Change	Absolute Change
Felony	138	▲	+12.2%	+15
Garnishment	92	▼	-28.1%	-36
General Civil	141	▼	-26.6%	-51
Infraction/Civil Violation	461	▲	+284.2%	+341
Involuntary Civil Commitments	22	▲	+37.5%	+6
Landlord /Tenant	96	▲	-11.9%	-13
Misdemeanor	484	▼	+47.1%	+155
Other	175	▼	+19.0%	+28
Protective Orders	32	▲	+100.0%	+16

* Compared to same time period as previous year
 2/15/2024 10:07:08AM

** Case Type Categories are defined in the 2017 Virginia Judicial Workload Assessment
 Source: SCV-SQL-Information

CPSS - GCMS CASELOAD STATISTICS OF THE GENERAL DISTRICT COURTS
January 2024 thru January 2024 Dispositions (Compared to January 2023 thru January 2023)

Danville

District: 22 FIPS: 590

<i>GRAND TOTAL</i>	1,641	▲	39.1%	+461
---------------------------	--------------	---	-------	------

* Compared to same time period as previous year
2/15/2024 10:07:08AM

** Case Type Categories are defined in the 2017 Virginia Judicial Workload Assessment
Source: SCV-SQL-Information

2024 Overall GRAND TOTAL		Distribution of Caseload			Change*		Percentage (%) of Caseload		
974	+277 39.7%	Criminal	210	22%	52.2% ▲	+72	Criminal	2023 19.8%	2024 21.6%
2024		Traffic	596	61%	45.4% ▲	+186	Traffic	58.8%	61.2%
2023		Civil	154	16%	16.7% ▲	+22	Civil	18.9%	15.8%
		Civil Commitments	14	1%	-17.6% ▼	-3	Civil Commitments	2.4%	1.4%
		GRAND TOTAL	974	100%	39.7% ▲	+277	GRAND TOTAL	100%	100%

Dispositions by Division & Code

Division	Case Type Description	Code	Summary	Change	% Change	Absolute Change
Criminal	Misdemeanor	M	122	▲	+25.8%	+25
	Felony	F	52	▲	+108.0%	+27
	Capias	CA	17	▲	+41.7%	+5
	Show Cause	SC	11	▲	+266.7%	+8
	Civil Violation	CV	8	▲	+700.0%	+7
	Total			210	▲	52.2%
Traffic	Infraction	I	494	▲	+55.8%	+177
	Misdemeanor	M	96	▲	+12.9%	+11
	Capias	CA	3	▼	-25.0%	-1
	Felony	F	3	▼	-25.0%	-1
	Total			596	▲	45.4%
Civil	Garnishment	GA	50	▲	+61.3%	+19
	Warrant in Debt	WD	40	▼	-20.0%	-10
	Unlawful Detainer	UD	24	▼	-11.1%	-3
	Other	OT	12	▲	+100.0%	+6
	Admin License	AL	7	▲	+40.0%	+2
	Detinue	DT	6	▼	-25.0%	-2
	Impoundment	IM	4	▲	-	+4
	Interrogatory	IN	3	▲	-	+3
	Preliminary Protective Order	PP	3	▲	+200.0%	+2
	Abstract	AJ	2	▲	-	+2
	Bond Forfeiture	BF	2	↔	-	-
	Protective Order	PO	1	↔	-	-
	Tenants Assertion	TA	0	▼	-100.0%	-1
	Total			154	▲	16.7%
Civil Commitments	Temporary Detention Order	TD	8	▼	-11.1%	-1
	Emergency Custody Order	EC	6	▼	-14.3%	-1
	Mental Commitment	MC	0	▼	-100.0%	-1
Total			14	▼	-17.6%	-3
GRAND TOTAL			974	▲	39.7%	+277

Dispositions by Major Case Category**

Category	Summary	Change	% Change	Absolute Change
Felony	55	▲	+89.7%	+26
Garnishment	53	▲	+71.0%	+22
General Civil	46	▼	-20.7%	-12
Infraction/Civil Violation	502	▲	+57.9%	+184
Landlord /Tenant	24	▼	-14.3%	-4
Misdemeanor	218	▲	+19.8%	+36
Other	72	▲	+46.9%	+23
Protective Orders	4	▲	+100.0%	+2
GRAND TOTAL	974	▲	39.7%	+277

* Compared to same time period as previous year
 2/15/2024 10:07:08AM

** Case Type Categories are defined in the 2017 Virginia Judicial Workload Assessment
 Source: SCV-SQL-Information

2024 Overall GRAND TOTAL		Distribution of Caseload			Change*		Percentage (%) of Caseload			
1,264	+378 42.7%	Criminal	82	6%	-17.2%	▼	-17	Criminal	2023 11.2%	2024 6.5%
2024	↑	Traffic	940	74%	101.3%	▲	+473	Traffic	52.7%	74.4%
2023		Civil	229	18%	-25.9%	▲	-80	Civil	34.9%	18.1%
		Civil Commitments	13	1%	18.2%	▲	+2	Civil Commitments	1.2%	1.0%
		GRAND TOTAL	1,264	100%	42.7%	▲	+378	GRAND TOTAL	100%	100%

Dispositions by Division & Code

Division	Case Type Description	Code	Summary	Change	% Change	Absolute Change
Criminal	Misdemeanor	M	47	▼	-21.7%	-13
	Felony	F	23	▼	-17.9%	-5
	Capias	CA	9	▼	-10.0%	-1
	Show Cause	SC	2	▲	+100.0%	+1
	Civil Violation	CV	1	▲	-	+1
	Total			82	▼	-17.2%
Traffic	Infraction	I	823	▲	+112.7%	+436
	Misdemeanor	M	116	▲	+50.6%	+39
	Capias	CA	1	▼	-66.7%	-2
	Total		940	▲	101.3%	+473
Civil	Warrant in Debt	WD	113	▼	-27.6%	-43
	Garnishment	GA	46	▼	-41.0%	-32
	Unlawful Detainer	UD	41	▼	-14.6%	-7
	Other	OT	8	▼	-20.0%	-2
	Interrogatory	IN	5	▲	-	+5
	Show Cause	SC	3	▲	-	+3
	Detinue	DT	2	▲	+100.0%	+1
	Impoundment	IM	2	▲	-	+2
	Preliminary Protective Order	PP	2	↔	-	-
	Tenants Assertion	TA	2	▲	-	+2
	Abstract	AJ	1	▼	-75.0%	-3
	Admin License	AL	1	▼	-75.0%	-3
	Bond Forfeiture	BF	1	▼	-75.0%	-3
	Motion for Judgment	MJ	1	▲	-	+1
	Protective Order	PO	1	↔	-	-
	Counter Claim	CC	0	▼	-100.0%	-1
Total			229	▼	-25.9%	-80
Civil Commitments	Temporary Detention Order	TD	9	▲	+50.0%	+3
	Emergency Custody Order	EC	4	▼	-20.0%	-1
	Total		13	▲	18.2%	+2
GRAND TOTAL			1,264	▲	42.7%	+378

Dispositions by Major Case Category**

Category	Summary	Change	% Change	Absolute Change
Felony	23	▼	-17.9%	-5
Garnishment	51	▲	-34.6%	-27
General Civil	117	▲	-25.9%	-41
Infraction/Civil Violation	824	▲	+112.9%	+437
Landlord /Tenant	43	▲	-10.4%	-5
Misdemeanor	163	▲	+19.0%	+26
Other	40	▲	-14.9%	-7
Protective Orders	3	↔	-	0
GRAND TOTAL	1,264	▲	42.7%	+378

* Compared to same time period as previous year
 2/15/2024 10:07:08AM

** Case Type Categories are defined in the 2017 Virginia Judicial Workload Assessment
 Source: SCV-SQL-Information

2024 Overall GRAND TOTAL		Distribution of Caseload			Change*		Percentage (%) of Caseload		
3,383	+946 38.8%	Criminal	378	11%	-4.1% ▼	-16	Criminal	2023 16.2%	2024 11.2%
2024	↑	Traffic	1,809	53%	97.9% ▲	+895	Traffic	37.5%	53.5%
2023		Civil	1,071	32%	7.0% ▲	+70	Civil	41.1%	31.7%
		Civil Commitments	125	4%	-2.3% ▼	-3	Civil Commitments	5.3%	3.7%
		GRAND TOTAL	3,383	100%	38.8% ▲	+946	GRAND TOTAL	100%	100%

Dispositions by Division & Code

Division	Case Type Description	Code	Summary	Change	% Change	Absolute Change
Criminal	Misdemeanor	M	253	▼	-7.7%	-21
	Felony	F	91	▼	-2.2%	-2
	Capias	CA	15	▲	+50.0%	+5
	Show Cause	SC	15	↔		-
	Civil Violation	CV	2	↔		-
	Motion	MO	1	▲	-	+1
	Restricted Operators License	RL	1	▲	-	+1
	Total			378	▼	-4.1%
Traffic	Infraction	I	1,310	▲	+99.4%	+653
	Misdemeanor	M	476	▲	+107.9%	+247
	Felony	F	13	▲	+30.0%	+3
	Capias	CA	3	▲	-	+3
	Civil Violation	CV	3	↔		-
	Motion	MO	2	↔		-
	Show Cause	SC	2	▼	-75.0%	-6
	Restricted Operators License	RL	0	▼	-100.0%	-5
Total			1,809	▲	97.9%	+895
Civil	Warrant in Debt	WD	347	▲	+43.4%	+105
	Unlawful Detainer	UD	317	▲	+34.9%	+82
	Garnishment	GA	233	▼	-28.7%	-94
	Other	OT	47	▼	-4.1%	-2
	Preliminary Protective Order	PP	38	▲	+81.0%	+17
	Detinue	DT	36	▼	-29.4%	-15
	Protective Order	PO	18	▲	+100.0%	+9
	Interrogatory	IN	9	▼	-30.8%	-4
	Bond Forfeiture	BF	7	▼	-30.0%	-3
	Show Cause	SC	7	▼	-61.1%	-11
	Admin License	AL	4	▼	-50.0%	-4
	Abstract	AJ	2	▼	-66.7%	-4
	Counter Claim	CC	2	▼	-33.3%	-1
	Impoundment	IM	2	▲	+100.0%	+1
	Tenants Assertion	TA	2	▼	-66.7%	-4
Capias	CA	0	▼	-100.0%	-2	
Total			1,071	▲	7.0%	+70
Civil Commitments	Temporary Detention Order	TD	67	▲	+28.8%	+15
	Mental Commitment	MC	29	▼	-9.4%	-3
	Emergency Custody Order	EC	13	▼	-48.0%	-12
	Medical Emergency Temporary Detention Order	MT	13	▲	+18.2%	+2
	Other	OT	3	▼	-62.5%	-5
Total			125	▼	-2.3%	-3
GRAND TOTAL			3,383	▲	38.8%	+946

Dispositions by Major Case Category**

Category	Summary	Change	% Change	Absolute Change
Felony	104	▲	+1.0%	+1
Garnishment	242	▼	-28.8%	-98
General Civil	386	▲	+30.4%	+90
Infraction/Civil Violation	1,315	▲	+98.6%	+653

* Compared to same time period as previous year
 2/15/2024 10:07:08AM

** Case Type Categories are defined in the 2017 Virginia Judicial Workload Assessment
 Source: SCV-SQL-Information

CPSS - GCMS CASELOAD STATISTICS OF THE GENERAL DISTRICT COURTS

Roanoke



January 2024 thru January 2024 Dispositions (Compared to January 2023 thru January 2023)

District: 23 FIPS: 770

Involuntary Civil Commitments	3	▼	-62.5%	-5
Landlord /Tenant	319	▼	+32.4%	+78
Misdemeanor	730	▲	+43.7%	+222
Other	228	▲	-8.4%	-21
Protective Orders	56	▲	+86.7%	+26
GRAND TOTAL	3,383	▲	38.8%	+946

* Compared to same time period as previous year
2/15/2024 10:07:08AM

** Case Type Categories are defined in the 2017 Virginia Judicial Workload Assessment
Source: SCV-SQL-Information

2024 Overall GRAND TOTAL		Distribution of Caseload			Change*		Percentage (%) of Caseload		
2,442	+395 19.3%	Criminal	291	12%	2.5% ▲	+7	Criminal	2023 13.9%	2024 11.9%
2024 		Traffic	1,670	68%	23.6% ▲	+319	Traffic	66.0%	68.4%
2023 		Civil	396	16%	17.9% ▲	+60	Civil	16.4%	16.2%
		Civil Commitments	85	3%	11.8% ▲	+9	Civil Commitments	3.7%	3.5%
		GRAND TOTAL	2,442	100%	19.3% ▲	+395	GRAND TOTAL	100%	100%

Dispositions by Division & Code

Division	Case Type Description	Code	Summary	Change	% Change	Absolute Change
Criminal	Misdemeanor	M	201	▲	+6.9%	+13
	Felony	F	57	▼	-21.9%	-16
	Capias	CA	23	▲	+109.1%	+12
	Show Cause	SC	9	▼	-10.0%	-1
	Civil Violation	CV	1	▼	-50.0%	-1
	Total			291	▲	2.5%
Traffic	Infraction	I	1,272	▲	+22.3%	+232
	Misdemeanor	M	364	▲	+26.4%	+76
	Capias	CA	12	▲	+71.4%	+5
	Show Cause	SC	10	▲	+100.0%	+5
	Felony	F	8	▲	+33.3%	+2
	Civil Violation	CV	4	↔		-
	Restricted Operators License	RL	0	▼	-100.0%	-1
	Total			1,670	▲	23.6%
Civil	Warrant in Debt	WD	183	▲	+81.2%	+82
	Garnishment	GA	94	▲	+22.1%	+17
	Unlawful Detainer	UD	67	▼	-26.4%	-24
	Other	OT	11	▲	+37.5%	+3
	Admin License	AL	10	▼	-33.3%	-5
	Protective Order	PO	6	▲	+50.0%	+2
	Abstract	AJ	5	▲	+150.0%	+3
	Preliminary Protective Order	PP	5	▼	-16.7%	-1
	Bond Forfeiture	BF	4	▼	-42.9%	-3
	Interrogatory	IN	4	▼	-33.3%	-2
	Show Cause	SC	4	↔		-
	Impoundment	IM	3	▼	-70.0%	-7
	Counter Claim	CC	0	▼	-100.0%	-1
	Detinue	DT	0	▼	-100.0%	-1
	Motion for Judgment	MJ	0	▼	-100.0%	-1
	Petition-Restore Arms	PR	0	▼	-100.0%	-1
	Tenants Assertion	TA	0	▼	-100.0%	-1
	Total			396	▲	17.9%
Civil Commitments	Mental Commitment	MC	52	↔		-
	Temporary Detention Order	TD	16	▲	+45.5%	+5
	Other	OT	9	▲	+28.6%	+2
	Emergency Custody Order	EC	8	▲	+33.3%	+2
	Total			85	▲	11.8%
GRAND TOTAL			2,442	▲	19.3%	+395

Dispositions by Major Case Category**

Category	Summary	Change	% Change	Absolute Change
Felony	65	▲	-17.7%	-14
Garnishment	98	▼	+18.1%	+15
General Civil	185	▼	+72.9%	+78
Infraction/Civil Violation	1,277	▼	+22.1%	+231
Involuntary Civil Commitments	9	▲	+28.6%	+2
Landlord /Tenant	67	▼	-27.2%	-25
Misdemeanor	565	▼	+18.4%	+88

* Compared to same time period as previous year
 2/15/2024 10:07:08AM

** Case Type Categories are defined in the 2017 Virginia Judicial Workload Assessment
 Source: SCV-SQL-Information

CPSS - GCMS CASELOAD STATISTICS OF THE GENERAL DISTRICT COURTS
 January 2024 thru January 2024 Dispositions (Compared to January 2023 thru January 2023)

Other	165	▲	+13.0%	+19
Protective Orders	11	▲	+10.0%	+1
GRAND TOTAL	2,442	▲	19.3%	+395

* Compared to same time period as previous year
 2/15/2024 10:07:08AM

** Case Type Categories are defined in the 2017 Virginia Judicial Workload Assessment
 Source: SCV-SQL-Information

2024 Overall GRAND TOTAL		Distribution of Caseload			Change*		Percentage (%) of Caseload			
2024	878	Criminal	123	14%	-23.6%	▼	-38	Criminal	18.5%	2023
2023	+10 1.2%	Traffic	504	57%	3.9%	▲	+19	Traffic	55.9%	2024
	▲	Civil	169	19%	15.8%	▲	+23	Civil	16.8%	19.2%
		Civil Commitments	82	9%	7.9%	▲	+6	Civil Commitments	8.8%	9.3%
		GRAND TOTAL	878	100%	1.2%	▲	+10	GRAND TOTAL	100%	100%

Dispositions by Division & Code

Division	Case Type Description	Code	Summary	Change	% Change	Absolute Change
Criminal	Misdemeanor	M	89	▼	-16.0%	-17
	Felony	F	16	▼	-57.9%	-22
	Capias	CA	9	▲	+28.6%	+2
	Show Cause	SC	8	▲	+33.3%	+2
	Civil Violation	CV	1	▼	-75.0%	-3
	Total			123	▼	-23.6%
Traffic	Infraction	I	411	▲	+2.0%	+8
	Misdemeanor	M	83	▲	+12.2%	+9
	Show Cause	SC	5	↔		-
	Felony	F	4	▲	+33.3%	+1
	Capias	CA	1	▲	-	+1
	Total			504	▲	3.9%
Civil	Unlawful Detainer	UD	67	▲	+131.0%	+38
	Warrant in Debt	WD	47	▼	-34.7%	-25
	Garnishment	GA	28	▲	+27.3%	+6
	Admin License	AL	13	▲	+333.3%	+10
	Detinue	DT	8	▲	+60.0%	+3
	Other	OT	2	▼	-50.0%	-2
	Impoundment	IM	1	↔		-
	Preliminary Protective Order	PP	1	▼	-66.7%	-2
	Protective Order	PO	1	▼	-75.0%	-3
	Show Cause	SC	1	↔		-
	Petition-Restore Arms	PR	0	▼	-100.0%	-1
	Tenants Assertion	TA	0	▼	-100.0%	-1
	Total			169	▲	15.8%
Civil Commitments	Mental Commitment	MC	51	▲	+18.6%	+8
	Emergency Custody Order	EC	11	▲	+83.3%	+5
	Temporary Detention Order	TD	11	▼	-54.2%	-13
	Other	OT	7	▲	+250.0%	+5
	Medical Emergency Temporary Detention Order	MT	2	▲	+100.0%	+1
Total			82	▲	7.9%	+6
GRAND TOTAL			878	▲	1.2%	+10

Dispositions by Major Case Category**

Category	Summary	Change	% Change	Absolute Change
Felony	20	▼	-51.2%	-21
Garnishment	28	▲	+27.3%	+6
General Civil	55	▼	-30.4%	-24
Infraction/Civil Violation	412	▼	+1.2%	+5
Involuntary Civil Commitments	7	▲	+250.0%	+5
Landlord /Tenant	67	▲	+123.3%	+37
Misdemeanor	172	▼	-4.4%	-8
Other	115	▲	+15.0%	+15
Protective Orders	2	▼	-71.4%	-5
GRAND TOTAL	878	▲	1.2%	+10

* Compared to same time period as previous year
 2/15/2024 10:07:08AM

** Case Type Categories are defined in the 2017 Virginia Judicial Workload Assessment
 Source: SCV-SQL-Information

2024 Overall GRAND TOTAL		Distribution of Caseload			Change*		Percentage (%) of Caseload			
525	-123 -19.0%	Criminal	82	16%	-31.1%	▼	-37	Criminal	2023 18.4%	2024 15.6%
2024		Traffic	283	54%	-27.1%	▼	-105	Traffic	59.9%	53.9%
2023		Civil	153	29%	15.0%	▲	+20	Civil	20.5%	29.1%
		Civil Commitments	7	1%	-12.5%	▼	-1	Civil Commitments	1.2%	1.3%
		GRAND TOTAL	525	100%	-19.0%	▼	-123	GRAND TOTAL	100%	100%

Dispositions by Division & Code

Division	Case Type Description	Code	Summary	Change	% Change	Absolute Change
Criminal	Misdemeanor	M	42	▼	-34.4%	-22
	Felony	F	21	▼	-44.7%	-17
	Show Cause	SC	10	▲	+233.3%	+7
	Capias	CA	7	▼	-36.4%	-4
	Motion	MO	2	▼	-33.3%	-1
	Total			82	▼	-31.1%
Traffic	Infraction	I	234	▼	-24.5%	-76
	Misdemeanor	M	43	▼	-35.8%	-24
	Show Cause	SC	4	▲	+33.3%	+1
	Capias	CA	2	↔		-
	Civil Violation	CV	0	▼	-100.0%	-2
	Felony	F	0	▼	-100.0%	-3
	Motion	MO	0	▼	-100.0%	-1
Total			283	▼	-27.1%	-105
Civil	Warrant in Debt	WD	46	▲	+4.5%	+2
	Garnishment	GA	42	▲	+40.0%	+12
	Unlawful Detainer	UD	25	▼	-10.7%	-3
	Other	OT	11	▲	+37.5%	+3
	Preliminary Protective Order	PP	9	▲	-	+9
	Interrogatory	IN	6	▲	+20.0%	+1
	Protective Order	PO	6	▲	+500.0%	+5
	Show Cause	SC	5	▲	+66.7%	+2
	Detinue	DT	2	▼	-33.3%	-1
	Admin License	AL	1	▼	-75.0%	-3
	Abstract	AJ	0	▼	-100.0%	-2
	Bond Forfeiture	BF	0	▼	-100.0%	-4
	Impoundment	IM	0	▼	-100.0%	-1
Total			153	▲	15.0%	+20
Civil Commitments	Temporary Detention Order	TD	4	▼	-42.9%	-3
	Emergency Custody Order	EC	3	▲	+200.0%	+2
	Total		7	▼	-12.5%	-1
GRAND TOTAL			525	▼	-19.0%	-123

Dispositions by Major Case Category**

Category	Summary	Change	% Change	Absolute Change
Felony	21	▼	-48.8%	-20
Garnishment	48	▲	+37.1%	+13
General Civil	49	▲	+4.3%	+2
Infraction/Civil Violation	234	▼	-25.0%	-78
Landlord /Tenant	25	▼	-10.7%	-3
Misdemeanor	85	▼	-35.1%	-46
Other	48	▼	-9.4%	-5
Protective Orders	15	▲	+1,400.0%	+14
GRAND TOTAL	525	▼	-19.0%	-123

* Compared to same time period as previous year
 2/15/2024 10:07:08AM

** Case Type Categories are defined in the 2017 Virginia Judicial Workload Assessment
 Source: SCV-SQL-Information

2024 Overall GRAND TOTAL		Distribution of Caseload			Change*		Percentage (%) of Caseload				
2024	998	Criminal	234	23%	16.4%	▲	+33	2023	20.8%	2024	23.4%
2023	968	Traffic	474	47%	-11.7%	▼	-63	Traffic	55.5%	47.5%	
	+30 3.1%	Civil	278	28%	29.3%	▲	+63	Civil	22.2%	27.9%	
	▲	Civil Commitments	12	1%	-20.0%	▼	-3	Civil Commitments	1.5%	1.2%	
		GRAND TOTAL	998	100%	3.1%	▲	+30	GRAND TOTAL	100%	100%	

Dispositions by Division & Code

Division	Case Type Description	Code	Summary	Change	% Change	Absolute Change
Criminal	Misdemeanor	M	117	▲	+14.7%	+15
	Felony	F	62	▲	+17.0%	+9
	Capias	CA	27	▲	+92.9%	+13
	Show Cause	SC	19	▼	-9.5%	-2
	Civil Violation	CV	9	▼	-18.2%	-2
	Total			234	▲	16.4%
Traffic	Infraction	I	351	▼	-18.2%	-78
	Misdemeanor	M	86	▲	+22.9%	+16
	Capias	CA	18	▲	+12.5%	+2
	Show Cause	SC	18	↔		-
	Felony	F	1	▼	-66.7%	-2
	Civil Violation	CV	0	▼	-100.0%	-1
Total			474	▼	-11.7%	-63
Civil	Warrant in Debt	WD	139	▲	+52.7%	+48
	Garnishment	GA	58	▲	+13.7%	+7
	Unlawful Detainer	UD	23	▼	-23.3%	-7
	Other	OT	16	▲	+166.7%	+10
	Preliminary Protective Order	PP	12	▲	+500.0%	+10
	Interrogatory	IN	7	↔		-
	Protective Order	PO	7	▲	+16.7%	+1
	Impoundment	IM	6	▲	+100.0%	+3
	Abstract	AJ	2	▲	+100.0%	+1
	Capias	CA	2	▲	-	+2
	Petition-Restore Arms	PR	2	▲	+100.0%	+1
	Show Cause	SC	2	▼	-66.7%	-4
	Admin License	AL	1	↔		-
	Detinue	DT	1	▼	-88.9%	-8
	Counter Claim	CC	0	▼	-100.0%	-1
Total			278	▲	29.3%	+63
Civil Commitments	Temporary Detention Order	TD	8	↔		-
	Emergency Custody Order	EC	4	▼	-42.9%	-3
	Total		12	▼	-20.0%	-3
GRAND TOTAL			998	▲	3.1%	+30

Dispositions by Major Case Category**

Category	Summary	Change	% Change	Absolute Change
Felony	63	▼	+12.5%	+7
Garnishment	65	▲	+12.1%	+7
General Civil	147	▲	+44.1%	+45
Infraction/Civil Violation	360	▼	-18.4%	-81
Landlord /Tenant	23	▼	-23.3%	-7
Misdemeanor	203	▲	+18.0%	+31
Other	118	▲	+16.8%	+17
Protective Orders	19	▲	+137.5%	+11
GRAND TOTAL	998	▲	3.1%	+30

* Compared to same time period as previous year
 2/15/2024 10:07:08AM

** Case Type Categories are defined in the 2017 Virginia Judicial Workload Assessment
 Source: SCV-SQL-Information

2024 Overall GRAND TOTAL		Distribution of Caseload			Change*		Percentage (%) of Caseload			
895	-72 -7.4%	Criminal	107	12%	-23.0%	▼	-32	Criminal	2023 14.4%	2024 12.0%
2024		Traffic	493	55%	-2.2%	▼	-11	Traffic	52.1%	55.1%
2023		Civil	288	32%	-9.4%	▼	-30	Civil	32.9%	32.2%
		Civil Commitments	7	1%	16.7%	▲	+1	Civil Commitments	0.6%	0.8%
		GRAND TOTAL	895	100%	-7.4%	▼	-72	GRAND TOTAL	100%	100%

Dispositions by Division & Code

Division	Case Type Description	Code	Summary	Change	% Change	Absolute Change
Criminal	Misdemeanor	M	66	▼	-20.5%	-17
	Felony	F	19	▼	-24.0%	-6
	Capias	CA	11	▼	-26.7%	-4
	Show Cause	SC	10	▼	-23.1%	-3
	Restricted Operators License	RL	1	▼	-66.7%	-2
	Total			107	▼	-23.0%
Traffic	Infraction	I	418	▲	+3.2%	+13
	Misdemeanor	M	56	▼	-34.1%	-29
	Show Cause	SC	11	▲	+175.0%	+7
	Capias	CA	7	▲	+40.0%	+2
	Civil Violation	CV	1	▲	-	+1
	Felony	F	0	▼	-100.0%	-4
	Restricted Operators License	RL	0	▼	-100.0%	-1
	Total			493	▼	-2.2%
Civil	Warrant in Debt	WD	145	▼	-19.0%	-34
	Unlawful Detainer	UD	67	▼	-18.3%	-15
	Garnishment	GA	34	▲	+61.9%	+13
	Other	OT	12	▲	-14.3%	-2
	Preliminary Protective Order	PP	10	▲	+25.0%	+2
	Admin License	AL	6	▲	+200.0%	+4
	Protective Order	PO	5	▲	+150.0%	+3
	Impoundment	IM	4	▲	+300.0%	+3
	Detinue	DT	2	▼	-66.7%	-4
	Counter Claim	CC	1	▲	-	+1
	Interrogatory	IN	1	▲	-	+1
	Petition-Restore Arms	PR	1	↔	-	-
	Abstract	AJ	0	▼	-100.0%	-1
	Bond Forfeiture	BF	0	▼	-100.0%	-1
	Total			288	▼	-9.4%
Civil Commitments	Temporary Detention Order	TD	6	▲	+200.0%	+4
	Emergency Custody Order	EC	1	▼	-75.0%	-3
	Total			7	▲	16.7%
GRAND TOTAL			895	▼	-7.4%	-72

Dispositions by Major Case Category**

Category	Summary	Change	% Change	Absolute Change
Felony	19	▼	-34.5%	-10
Garnishment	35	▲	+66.7%	+14
General Civil	150	▲	-19.8%	-37
Infraction/Civil Violation	419	▲	+3.5%	+14
Landlord /Tenant	67	▼	-18.3%	-15
Misdemeanor	123	▼	-28.5%	-49
Other	67	▲	+9.8%	+6
Protective Orders	15	▲	+50.0%	+5
GRAND TOTAL	895	▼	-7.4%	-72

* Compared to same time period as previous year
 2/15/2024 10:07:08AM

** Case Type Categories are defined in the 2017 Virginia Judicial Workload Assessment
 Source: SCV-SQL-Information

2024 Overall GRAND TOTAL		Distribution of Caseload			Change*		Percentage (%) of Caseload		
2,055	+246 13.6%	Criminal	564	27%	18.7% ▲	+89	Criminal	2023 26.3%	2024 27.4%
2024	↑	Traffic	542	26%	-5.4% ▼	-31	Traffic	31.7%	26.4%
2023		Civil	862	42%	27.9% ▲	+188	Civil	37.3%	41.9%
		Civil Commitments	87	4%	0.0%	0	Civil Commitments	4.8%	4.2%
		GRAND TOTAL	2,055	100%	13.6% ▲	+246	GRAND TOTAL	100%	100%

Dispositions by Division & Code

Division	Case Type Description	Code	Summary	Change	% Change	Absolute Change
Criminal	Misdemeanor	M	276	▲	+6.2%	+16
	Felony	F	147	▲	+21.5%	+26
	Capias	CA	80	▲	+70.2%	+33
	Show Cause	SC	52	▲	+33.3%	+13
	Civil Violation	CV	6	↔		-
	Motion	MO	3	▲	+50.0%	+1
	Total			564	▲	18.7%
Traffic	Infraction	I	327	▼	-19.7%	-80
	Misdemeanor	M	181	▲	+28.4%	+40
	Capias	CA	15	▲	+87.5%	+7
	Show Cause	SC	14	▲	+55.6%	+5
	Felony	F	4	↔		-
	Other	O	1	▲	-	+1
	Civil Violation	CV	0	▼	-100.0%	-1
	Motion	MO	0	▼	-100.0%	-1
	Restricted Operators License	RL	0	▼	-100.0%	-2
Total			542	▼	-5.4%	-31
Civil	Warrant in Debt	WD	253	▼	-6.3%	-17
	Unlawful Detainer	UD	186	▲	+16.3%	+26
	Garnishment	GA	172	▲	+93.3%	+83
	Detinue	DT	76	▲	+105.4%	+39
	Other	OT	43	▲	+65.4%	+17
	Preliminary Protective Order	PP	25	▲	+4.2%	+1
	Interrogatory	IN	20	▲	+100.0%	+10
	Protective Order	PO	19	▲	+46.2%	+6
	Bond Forfeiture	BF	17	▲	+88.9%	+8
	Impoundment	IM	15	▲	+25.0%	+3
	Show Cause	SC	11	▲	+120.0%	+6
	Admin License	AL	10	▲	+11.1%	+1
	Abstract	AJ	6	▼	-14.3%	-1
	Capias	CA	4	▲	-	+4
	Counter Claim	CC	2	▲	-	+2
	Motion for Judgment	MJ	2	↔		-
	Tenants Assertion	TA	1	▲	-	+1
	Third Party Claim	TH	0	▼	-100.0%	-1
Total			862	▲	27.9%	+188
Civil Commitments	Mental Commitment	MC	35	▲	+45.8%	+11
	Temporary Detention Order	TD	31	▼	-6.1%	-2
	Emergency Custody Order	EC	20	▼	-33.3%	-10
	Petition	PT	1	▲	-	+1
Total			87		0.0%	0
GRAND TOTAL			2,055	▲	13.6%	+246

Dispositions by Major Case Category**

Category	Summary	Change	% Change	Absolute Change
Felony	151	▲	+20.8%	+26
Garnishment	192	▲	+93.9%	+93
General Civil	333	▲	+7.4%	+23

* Compared to same time period as previous year
 2/15/2024 10:07:08AM

** Case Type Categories are defined in the 2017 Virginia Judicial Workload Assessment
 Source: SCV-SQL-Information

CPSS - GCMS CASELOAD STATISTICS OF THE GENERAL DISTRICT COURTS
 January 2024 thru January 2024 Dispositions (Compared to January 2023 thru January 2023)

Infraction/Civil Violation	334	▲	-19.3%	-80
Involuntary Civil Commitments	1	▲	-	+1
Landlord /Tenant	187	▲	+16.9%	+27
Misdemeanor	457	▼	+13.4%	+54
Other	356	▲	+36.4%	+95
Protective Orders	44	▲	+18.9%	+7
GRAND TOTAL	2,055	▲	13.6%	+246

* Compared to same time period as previous year
 2/15/2024 10:07:08AM

** Case Type Categories are defined in the 2017 Virginia Judicial Workload Assessment
 Source: SCV-SQL-Information

2024 Overall GRAND TOTAL		Distribution of Caseload			Change*		Percentage (%) of Caseload		
420	+11 2.7%	Criminal	66	16%	10.0% ▲	+6	Criminal	2023 14.7%	2024 15.7%
2024	↑	Traffic	305	73%	1.3% ▲	+4	Traffic	73.6%	72.6%
2023		Civil	44	10%	10.0% ▲	+4	Civil	9.8%	10.5%
		Civil Commitments	5	1%	-37.5% ▼	-3	Civil Commitments	2.0%	1.2%
		GRAND TOTAL	420	100%	2.7% ▲	+11	GRAND TOTAL	100%	100%

Dispositions by Division & Code

Division	Case Type Description	Code	Summary	Change	% Change	Absolute Change
Criminal	Misdemeanor	M	44	▼	-6.4%	-3
	Felony	F	14	▲	+75.0%	+6
	Capias	CA	3	↔	-	-
	Show Cause	SC	3	▲	+50.0%	+1
	Civil Violation	CV	2	▲	-	+2
	Total			66	▲	10.0%
Traffic	Infraction	I	249	▲	+8.7%	+20
	Misdemeanor	M	52	▼	-22.4%	-15
	Capias	CA	3	▲	+50.0%	+1
	Show Cause	SC	1	▼	-66.7%	-2
	Total			305	▲	1.3%
Civil	Warrant in Debt	WD	18	▼	-5.3%	-1
	Garnishment	GA	11	↔	-	-
	Other	OT	7	▲	+250.0%	+5
	Preliminary Protective Order	PP	5	▲	-	+5
	Unlawful Detainer	UD	2	▲	-	+2
	Motion for Judgment	MJ	1	▲	-	+1
	Abstract	AJ	0	▼	-100.0%	-1
	Admin License	AL	0	▼	-100.0%	-2
	Interrogatory	IN	0	▼	-100.0%	-2
	Protective Order	PO	0	▼	-100.0%	-3
	Total			44	▲	10.0%
Civil Commitments	Temporary Detention Order	TD	3	▼	-40.0%	-2
	Emergency Custody Order	EC	2	▼	-33.3%	-1
	Total			5	▼	-37.5%
GRAND TOTAL			420	▲	2.7%	+11

Dispositions by Major Case Category**

Category	Summary	Change	% Change	Absolute Change
Felony	14	▲	+75.0%	+6
Garnishment	11	▼	-15.4%	-2
General Civil	19	▲	-	0
Infraction/Civil Violation	251	▲	+9.6%	+22
Landlord /Tenant	2	▲	-	+2
Misdemeanor	96	▼	-15.8%	-18
Other	22	▲	-4.3%	-1
Protective Orders	5	▲	+66.7%	+2
GRAND TOTAL	420	▲	2.7%	+11

* Compared to same time period as previous year
 2/15/2024 10:07:08AM

** Case Type Categories are defined in the 2017 Virginia Judicial Workload Assessment
 Source: SCV-SQL-Information

2024 Overall GRAND TOTAL		Distribution of Caseload			Change*		Percentage (%) of Caseload		
576 +3 0.5% 		Criminal	44	8%	-46.3% ▼	-38	Criminal	2023: 14.3%	2024: 7.6%
		Traffic	399	69%	0.5% ▲	+2	Traffic	69.3%	69.3%
		Civil	104	18%	40.5% ▲	+30	Civil	12.9%	18.1%
		Civil Commitments	29	5%	45.0% ▲	+9	Civil Commitments	3.5%	5.0%
		GRAND TOTAL	576	100%	0.5% ▲	+3	GRAND TOTAL	100%	100%

Dispositions by Division & Code

Division	Case Type Description	Code	Summary	Change	% Change	Absolute Change
Criminal	Misdemeanor	M	25	▼	-57.6%	-34
	Felony	F	13	▼	-35.0%	-7
	Capias	CA	4	▲	+33.3%	+1
	Civil Violation	CV	2	▲	-	+2
	Total		44	▼	-46.3%	-38
Traffic	Infraction	I	325	▼	-1.5%	-5
	Misdemeanor	M	71	▲	+7.6%	+5
	Capias	CA	3	▲	+200.0%	+2
	Total		399	▲	0.5%	+2
Civil	Warrant in Debt	WD	41	▲	+156.3%	+25
	Garnishment	GA	28	▲	+27.3%	+6
	Unlawful Detainer	UD	15	▲	+25.0%	+3
	Admin License	AL	8	▲	+60.0%	+3
	Other	OT	6	▼	-25.0%	-2
	Detinue	DT	5	▲	+400.0%	+4
	Preliminary Protective Order	PP	1	▼	-75.0%	-3
	Impoundment	IM	0	▼	-100.0%	-2
	Interrogatory	IN	0	▼	-100.0%	-3
	Show Cause	SC	0	▼	-100.0%	-1
Total		104	▲	40.5%	+30	
Civil Commitments	Mental Commitment	MC	12	▲	+20.0%	+2
	Other	OT	5	▲	+150.0%	+3
	Temporary Detention Order	TD	5	▼	-28.6%	-2
	Emergency Custody Order	EC	4	▲	+300.0%	+3
	Medical Emergency Temporary Detention Order	MT	3	▲	-	+3
Total		29	▲	45.0%	+9	
GRAND TOTAL			576	▲	0.5%	+3

Dispositions by Major Case Category**

Category	Summary	Change	% Change	Absolute Change
Felony	13	▼	-35.0%	-7
Garnishment	28	▼	+12.0%	+3
General Civil	46	▲	+170.6%	+29
Infraction/Civil Violation	327	▲	-0.9%	-3
Involuntary Civil Commitments	5	▲	+150.0%	+3
Landlord /Tenant	15	▲	+25.0%	+3
Misdemeanor	96	▼	-23.2%	-29
Other	45	▲	+18.4%	+7
Protective Orders	1	▼	-75.0%	-3
GRAND TOTAL	576	▲	0.5%	+3

* Compared to same time period as previous year
 2/15/2024 10:07:08AM

** Case Type Categories are defined in the 2017 Virginia Judicial Workload Assessment
 Source: SCV-SQL-Information

2024 Overall GRAND TOTAL		Distribution of Caseload			Change*		Percentage (%) of Caseload		
1,182	-81 -6.4%	Criminal	231	20%	2.2% ▲	+5	Criminal	2023 17.9%	2024 19.5%
2024		Traffic	813	69%	-12.1% ▼	-112	Traffic	73.2%	68.8%
2023		Civil	78	7%	23.8% ▲	+15	Civil	5.0%	6.6%
		Civil Commitments	60	5%	22.4% ▲	+11	Civil Commitments	3.9%	5.1%
		GRAND TOTAL	1,182	100%	-6.4% ▼	-81	GRAND TOTAL	100%	100%

Dispositions by Division & Code

Division	Case Type Description	Code	Summary	Change	% Change	Absolute Change
Criminal	Misdemeanor	M	131	▲	+0.8%	+1
	Felony	F	60	▲	+25.0%	+12
	Capias	CA	26	▼	-7.1%	-2
	Show Cause	SC	12	▼	-14.3%	-2
	Civil Violation	CV	2	▼	-66.7%	-4
	Total			231	▲	2.2%
Traffic	Infraction	I	618	▼	-13.1%	-93
	Misdemeanor	M	169	▼	-12.9%	-25
	Capias	CA	16	▲	+33.3%	+4
	Show Cause	SC	6	▲	+20.0%	+1
	Felony	F	3	↔	-	-
	Civil Violation	CV	1	▲	-	+1
Total			813	▼	-12.1%	-112
Civil	Unlawful Detainer	UD	27	▲	+42.1%	+8
	Warrant in Debt	WD	14	▲	+75.0%	+6
	Preliminary Protective Order	PP	11	▲	+57.1%	+4
	Other	OT	9	▼	-30.8%	-4
	Admin License	AL	5	▲	+66.7%	+2
	Abstract	AJ	4	▲	+300.0%	+3
	Garnishment	GA	3	▲	+50.0%	+1
	Protective Order	PO	2	▼	-60.0%	-3
	Impoundment	IM	1	▼	-75.0%	-3
	Interrogatory	IN	1	▲	-	+1
	Petition-Restore Arms	PR	1	▲	-	+1
	Detinue	DT	0	▼	-100.0%	-1
	Total			78	▲	23.8%
Civil Commitments	Mental Commitment	MC	25	▲	+38.9%	+7
	Emergency Custody Order	EC	14	▼	-22.2%	-4
	Temporary Detention Order	TD	14	▲	+55.6%	+5
	Other	OT	3	▼	-25.0%	-1
	Petition	PT	3	▲	-	+3
	Medical Emergency Temporary Detention Order	MT	1	▲	-	+1
Total			60	▲	22.4%	+11
GRAND TOTAL			1,182	▼	-6.4%	-81

Dispositions by Major Case Category**

Category	Summary	Change	% Change	Absolute Change
Felony	63	▲	+23.5%	+12
Garnishment	4	▲	+100.0%	+2
General Civil	15	▲	+36.4%	+4
Infraction/Civil Violation	621	▲	-13.4%	-96
Involuntary Civil Commitments	6	▲	+50.0%	+2
Landlord /Tenant	27	▲	+42.1%	+8
Misdemeanor	300	▼	-7.4%	-24
Other	133	▲	+8.1%	+10
Protective Orders	13	▼	+8.3%	+1

* Compared to same time period as previous year
 2/15/2024 10:07:08AM

** Case Type Categories are defined in the 2017 Virginia Judicial Workload Assessment
 Source: SCV-SQL-Information

CPSS - GCMS CASELOAD STATISTICS OF THE GENERAL DISTRICT COURTS
January 2024 thru January 2024 Dispositions (Compared to January 2023 thru January 2023)

Augusta

District: 25 FIPS: 015

GRAND TOTAL

1,182



-6.4%

-81

* Compared to same time period as previous year
2/15/2024 10:07:08AM

** Case Type Categories are defined in the 2017 Virginia Judicial Workload Assessment
Source: SCV-SQL-Information

2024 Overall GRAND TOTAL		Distribution of Caseload		Change*		Percentage (%) of Caseload		
285	+110 62.9%	Criminal	17 6%	-51.4% ▼	-18	Criminal	2023 20.0%	2024 6.0%
2024	↑	Traffic	254 89%	92.4% ▲	+122	Traffic	75.4%	89.1%
2023		Civil	13 5%	85.7% ▲	+6	Civil	4.0%	4.6%
		Civil Commitments	1 0%	0.0%	0	Civil Commitments	0.6%	0.4%
		GRAND TOTAL	285 100%	62.9% ▲	+110	GRAND TOTAL	100%	100%

Dispositions by Division & Code

Division	Case Type Description	Code	Summary	Change	% Change	Absolute Change
Criminal	Misdemeanor	M	14	▼	-60.0%	-21
	Show Cause	SC	2	▲	-	+2
	Capias	CA	1	▲	-	+1
	Total		17	▼	-51.4%	-18
Traffic	Infraction	I	232	▲	+84.1%	+106
	Misdemeanor	M	22	▲	+266.7%	+16
	Total		254	▲	92.4%	+122
Civil	Warrant in Debt	WD	4	▲	+300.0%	+3
	Other	OT	3	▲	+50.0%	+1
	Garnishment	GA	2	▼	-33.3%	-1
	Preliminary Protective Order	PP	2	▲	-	+2
	Protective Order	PO	2	▲	-	+2
	Impoundment	IM	0	▼	-100.0%	-1
	Total		13	▲	85.7%	+6
Civil Commitments	Emergency Custody Order	EC	1	↔	-	-
	Total		1		0.0%	0
GRAND TOTAL			285	▲	62.9%	+110

Dispositions by Major Case Category**

Category	Summary	Change	% Change	Absolute Change
Garnishment	2	▼	-33.3%	-1
General Civil	4	▲	+300.0%	+3
Infraction/Civil Violation	232	▲	+84.1%	+106
Misdemeanor	36	▲	-12.2%	-5
Other	7	▲	+75.0%	+3
Protective Orders	4	▲	-	+4
GRAND TOTAL	285	▲	62.9%	+110

* Compared to same time period as previous year
 2/15/2024 10:07:08AM

** Case Type Categories are defined in the 2017 Virginia Judicial Workload Assessment
 Source: SCV-SQL-Information

2024 Overall GRAND TOTAL		Distribution of Caseload			Change*		Percentage (%) of Caseload		
1,461	+214 17.2%	Criminal	99	7%	16.5% ▲	+14	Criminal	2023 6.8%	2024 6.8%
2024	↑	Traffic	1,259	86%	17.8% ▲	+190	Traffic	85.7%	86.2%
2023		Civil	101	7%	13.5% ▲	+12	Civil	7.1%	6.9%
		Civil Commitments	2	0%	-50.0% ▼	-2	Civil Commitments	0.3%	0.1%
		GRAND TOTAL	1,461	100%	17.2% ▲	+214	GRAND TOTAL	100%	100%

Dispositions by Division & Code

Division	Case Type Description	Code	Summary	Change	% Change	Absolute Change
Criminal	Misdemeanor	M	80	▲	+50.9%	+27
	Felony	F	13	▼	-40.9%	-9
	Capias	CA	2	▼	-66.7%	-4
	Civil Violation	CV	2	▲	-	+2
	Show Cause	SC	2	▼	-33.3%	-1
	Restricted Operators License	RL	0	▼	-100.0%	-1
	Total			99	▲	16.5%
Traffic	Infraction	I	1,102	▲	+21.2%	+193
	Misdemeanor	M	151	▼	-3.2%	-5
	Capias	CA	3	▲	-	+3
	Show Cause	SC	3	▲	+50.0%	+1
	Felony	F	0	▼	-100.0%	-2
	Total			1,259	▲	17.8%
Civil	Warrant in Debt	WD	48	▲	+14.3%	+6
	Garnishment	GA	27	▲	+42.1%	+8
	Unlawful Detainer	UD	9	▲	+12.5%	+1
	Admin License	AL	6	↔	-	-
	Other	OT	3	▲	+200.0%	+2
	Preliminary Protective Order	PP	3	▲	+200.0%	+2
	Detinue	DT	1	↔	-	-
	Impoundment	IM	1	↔	-	-
	Overweight	OC	1	▼	-80.0%	-4
	Protective Order	PO	1	▼	-80.0%	-4
	Tenants Assertion	TA	1	▲	-	+1
	Total			101	▲	13.5%
Civil Commitments	Emergency Custody Order	EC	1	↔	-	-
	Temporary Detention Order	TD	1	▼	-66.7%	-2
Total			2	▼	-50.0%	-2
GRAND TOTAL			1,461	▲	17.2%	+214

Dispositions by Major Case Category**

Category	Summary	Change	% Change	Absolute Change
Felony	13	▼	-45.8%	-11
Garnishment	27	▲	+42.1%	+8
General Civil	50	▲	+13.6%	+6
Infraction/Civil Violation	1,105	▲	+20.9%	+191
Landlord /Tenant	10	▲	+25.0%	+2
Misdemeanor	231	▼	+10.0%	+21
Other	21	▲	-4.5%	-1
Protective Orders	4	▲	-33.3%	-2
GRAND TOTAL	1,461	▲	17.2%	+214

* Compared to same time period as previous year
 2/15/2024 10:07:08AM

** Case Type Categories are defined in the 2017 Virginia Judicial Workload Assessment
 Source: SCV-SQL-Information

2024 Overall GRAND TOTAL		Distribution of Caseload			Change*		Percentage (%) of Caseload		
169	+13 8.3%	Criminal	38	22%	72.7% ▲	+16	Criminal	2023 14.1%	2024 22.5%
2024	↑	Traffic	104	62%	1.0% ▲	+1	Traffic	66.0%	61.5%
2023		Civil	25	15%	-16.7% ▼	-5	Civil	19.2%	14.8%
		Civil Commitments	2	1%	100.0% ▲	+1	Civil Commitments	0.6%	1.2%
		GRAND TOTAL	169	100%	8.3% ▲	+13	GRAND TOTAL	100%	100%

Dispositions by Division & Code

Division	Case Type Description	Code	Summary	Change	% Change	Absolute Change
Criminal	Misdemeanor	M	21	▲	+162.5%	+13
	Felony	F	13	▲	+18.2%	+2
	Civil Violation	CV	2	▲	-	+2
	Capias	CA	1	▼	-50.0%	-1
	Show Cause	SC	1	↔	-	-
	Total			38	▲	72.7%
Traffic	Infraction	I	77	▼	-6.1%	-5
	Misdemeanor	M	23	▲	+27.8%	+5
	Capias	CA	4	▲	+33.3%	+1
	Total		104	▲	1.0%	+1
Civil	Unlawful Detainer	UD	9	▲	+50.0%	+3
	Garnishment	GA	6	▼	-50.0%	-6
	Warrant in Debt	WD	4	▼	-50.0%	-4
	Other	OT	2	▼	-50.0%	-2
	Preliminary Protective Order	PP	2	▲	-	+2
	Bond Forfeiture	BF	1	▲	-	+1
	Protective Order	PO	1	▲	-	+1
	Total		25	▼	-16.7%	-5
Civil Commitments	Emergency Custody Order	EC	1	▲	-	+1
	Temporary Detention Order	TD	1	↔	-	-
	Total		2	▲	100.0%	+1
GRAND TOTAL			169	▲	8.3%	+13

Dispositions by Major Case Category**

Category	Summary	Change	% Change	Absolute Change
Felony	13	▲	+18.2%	+2
Garnishment	6	▼	-50.0%	-6
General Civil	4	▼	-50.0%	-4
Infraction/Civil Violation	79	▲	-3.7%	-3
Landlord /Tenant	9	▲	+50.0%	+3
Misdemeanor	44	▲	+69.2%	+18
Other	11	▲	-	0
Protective Orders	3	▲	-	+3
GRAND TOTAL	169	▲	8.3%	+13

* Compared to same time period as previous year
 2/15/2024 10:07:08AM

** Case Type Categories are defined in the 2017 Virginia Judicial Workload Assessment
 Source: SCV-SQL-Information

2024 Overall GRAND TOTAL		Distribution of Caseload			Change*		Percentage (%) of Caseload			
81	-1 -1.2%	Criminal	17	21%	-26.1%	▼	-6	Criminal	2023 28.0%	2024 21.0%
2024		Traffic	48	59%	-7.7%	▼	-4	Traffic	63.4%	59.3%
2023		Civil	16	20%	128.6%	▲	+9	Civil	8.5%	19.8%
		GRAND TOTAL	81	100%	-1.2%	▼	-1	GRAND TOTAL	100%	100%

Dispositions by Division & Code

Division	Case Type Description	Code	Summary	Change	% Change	Absolute Change
Criminal	Misdemeanor	M	12	▼	-20.0%	-3
	Felony	F	3	▼	-50.0%	-3
	Show Cause	SC	2	▲	+100.0%	+1
	Capias	CA	0	▼	-100.0%	-1
	Total		17	▼	-26.1%	-6
Traffic	Infraction	I	42	▲	+10.5%	+4
	Misdemeanor	M	5	▼	-50.0%	-5
	Capias	CA	1	▼	-50.0%	-1
	Restricted Operators License	RL	0	▼	-100.0%	-1
	Show Cause	SC	0	▼	-100.0%	-1
	Total		48	▼	-7.7%	-4
Civil	Warrant in Debt	WD	7	▲	-	+7
	Tenants Assertion	TA	4	▲	-	+4
	Unlawful Detainer	UD	2	▲	+100.0%	+1
	Admin License	AL	1	▲	-	+1
	Garnishment	GA	1	▼	-75.0%	-3
	Interrogatory	IN	1	▲	-	+1
	Other	OT	0	▼	-100.0%	-1
	Petition-Restore Arms	PR	0	▼	-100.0%	-1
	Total		16	▲	128.6%	+9
GRAND TOTAL		81	▼	-1.2%	-1	

Dispositions by Major Case Category**

Category	Summary	Change	% Change	Absolute Change
Felony	3	▼	-50.0%	-3
Garnishment	2	▲	-50.0%	-2
General Civil	7	▲	+600.0%	+6
Infraction/Civil Violation	42	▲	+10.5%	+4
Landlord /Tenant	6	▲	+500.0%	+5
Misdemeanor	17	▼	-34.6%	-9
Other	4	▲	-33.3%	-2
GRAND TOTAL	81	▼	-1.2%	-1

* Compared to same time period as previous year
 2/15/2024 10:07:08AM

** Case Type Categories are defined in the 2017 Virginia Judicial Workload Assessment
 Source: SCV-SQL-Information

2024 Overall GRAND TOTAL		Distribution of Caseload		Change*		Percentage (%) of Caseload				
<p>39 -6</p> <p>-13.3%</p>		Criminal	11	28%	450.0%	▲	+9	Criminal	2023: 4.4%	2024: 28.2%
2024		Traffic	26	67%	-25.7%	▼	-9	Traffic	77.8%	66.7%
2023		Civil	1	3%	-87.5%	▼	-7	Civil	17.8%	2.6%
		Civil Commitments	1	3%	-	▲	+1	Civil Commitments	0.0%	2.6%
		GRAND TOTAL	39	100%	-13.3%	▼	-6	GRAND TOTAL	100%	100%

Dispositions by Division & Code

Division	Case Type Description	Code	Summary	Change	% Change	Absolute Change
Criminal	Misdemeanor	M	10	▲	+400.0%	+8
	Civil Violation	CV	1	▲	-	+1
	Total		11	▲	450.0%	+9
Traffic	Infraction	I	20	▼	-39.4%	-13
	Misdemeanor	M	6	▲	+200.0%	+4
	Total		26	▼	-25.7%	-9
Civil	Admin License	AL	1	▲	-	+1
	Garnishment	GA	0	▼	-100.0%	-4
	Unlawful Detainer	UD	0	▼	-100.0%	-1
	Warrant in Debt	WD	0	▼	-100.0%	-3
	Total		1	▼	-87.5%	-7
Civil Commitments	Temporary Detention Order	TD	1	▲	-	+1
	Total		1	▲	-	+1
GRAND TOTAL			39	▼	-13.3%	-6

Dispositions by Major Case Category**

Category	Summary	Change	% Change	Absolute Change
Garnishment	0	▼	-100.0%	-4
General Civil	0	▼	-100.0%	-3
Infraction/Civil Violation	21	▲	-36.4%	-12
Landlord /Tenant	0	▼	-100.0%	-1
Misdemeanor	16	▲	+300.0%	+12
Other	2	▲	-	+2
GRAND TOTAL	39	▼	-13.3%	-6

* Compared to same time period as previous year
 2/15/2024 10:07:08AM

** Case Type Categories are defined in the 2017 Virginia Judicial Workload Assessment
 Source: SCV-SQL-Information

2024 Overall GRAND TOTAL		Distribution of Caseload			Change*		Percentage (%) of Caseload		
821	+57 7.5%	Criminal	140	17%	3.7% ▲	+5	Criminal	2023 17.7%	2024 17.1%
2024		Traffic	576	70%	10.6% ▲	+55	Traffic	68.2%	70.2%
2023		Civil	94	11%	-1.1% ▼	-1	Civil	12.4%	11.4%
		Civil Commitments	11	1%	-15.4% ▼	-2	Civil Commitments	1.7%	1.3%
		GRAND TOTAL	821	100%	7.5% ▲	+57	GRAND TOTAL	100%	100%

Dispositions by Division & Code

Division	Case Type Description	Code	Summary	Change	% Change	Absolute Change
Criminal	Misdemeanor	M	78	▲	+11.4%	+8
	Felony	F	37	▼	-5.1%	-2
	Capias	CA	13	▼	-43.5%	-10
	Civil Violation	CV	9	▲	+800.0%	+8
	Show Cause	SC	3	▲	+50.0%	+1
	Total		140	▲	3.7%	+5
Traffic	Infraction	I	452	▲	+43.9%	+138
	Misdemeanor	M	118	▼	-34.1%	-61
	Capias	CA	6	▼	-66.7%	-12
	Felony	F	0	▼	-100.0%	-7
	Show Cause	SC	0	▼	-100.0%	-3
	Total		576	▲	10.6%	+55
Civil	Warrant in Debt	WD	27	▲	+42.1%	+8
	Garnishment	GA	23	▼	-17.9%	-5
	Unlawful Detainer	UD	13	▼	-7.1%	-1
	Detinue	DT	12	▼	-47.8%	-11
	Other	OT	9	▲	+800.0%	+8
	Preliminary Protective Order	PP	2	▲	-	+2
	Admin License	AL	1	▼	-50.0%	-1
	Counter Claim	CC	1	▲	-	+1
	Impoundment	IM	1	▲	-	+1
	Interrogatory	IN	1	↔	-	-
	Motion for Judgment	MJ	1	▲	-	+1
	Petition-Restore Arms	PR	1	▲	-	+1
	Show Cause	SC	1	▼	-66.7%	-2
	Tenants Assertion	TA	1	▲	-	+1
	Bond Forfeiture	BF	0	▼	-100.0%	-1
	Capias	CA	0	▼	-100.0%	-1
	Protective Order	PO	0	▼	-100.0%	-1
Zoning Violation	ZO	0	▼	-100.0%	-1	
	Total		94	▼	-1.1%	-1
Civil Commitments	Temporary Detention Order	TD	7	▼	-12.5%	-1
	Emergency Custody Order	EC	4	▼	-20.0%	-1
	Total		11	▼	-15.4%	-2
	GRAND TOTAL		821	▲	7.5%	+57

Dispositions by Major Case Category**

Category	Summary	Change	% Change	Absolute Change
Felony	37	▼	-19.6%	-9
Garnishment	24	▼	-17.2%	-5
General Civil	41	▲	-2.4%	-1
Infraction/Civil Violation	461	▲	+46.3%	+146
Landlord /Tenant	14	▲	-	0
Misdemeanor	196	▼	-21.6%	-54
Other	46	▲	-31.3%	-21
Protective Orders	2	▲	+100.0%	+1
	GRAND TOTAL	▲	7.5%	+57

* Compared to same time period as previous year
 2/15/2024 10:07:08AM

** Case Type Categories are defined in the 2017 Virginia Judicial Workload Assessment
 Source: SCV-SQL-Information

2024 Overall GRAND TOTAL		Distribution of Caseload			Change*		Percentage (%) of Caseload		
753	-8 -1.1%	Criminal	102	14%	6.3% ▲	+6	Criminal	2023 12.6%	2024 13.5%
2024		Traffic	389	52%	-5.4% ▼	-22	Traffic	54.0%	51.7%
2023		Civil	138	18%	3.0% ▲	+4	Civil	17.6%	18.3%
		Civil Commitments	124	16%	3.3% ▲	+4	Civil Commitments	15.8%	16.5%
		GRAND TOTAL	753	100%	-1.1% ▼	-8	GRAND TOTAL	100%	100%

Dispositions by Division & Code

Division	Case Type Description	Code	Summary	Change	% Change	Absolute Change
Criminal	Misdemeanor	M	54	▲	+20.0%	+9
	Felony	F	25	▼	-3.8%	-1
	Capias	CA	9	▼	-43.8%	-7
	Civil Violation	CV	9	▲	+800.0%	+8
	Show Cause	SC	5	▼	-16.7%	-1
	Motion	MO	0	▼	-100.0%	-2
	Total			102	▲	6.3%
Traffic	Infraction	I	304	▼	-9.8%	-33
	Misdemeanor	M	62	▲	+14.8%	+8
	Capias	CA	14	▲	+100.0%	+7
	Show Cause	SC	4	▲	+100.0%	+2
	Other	O	3	▼	-40.0%	-2
	Felony	F	1	▼	-66.7%	-2
	Motion	MO	1	▲	-	+1
	Civil Violation	CV	0	▼	-100.0%	-3
Total			389	▼	-5.4%	-22
Civil	Warrant in Debt	WD	55	▲	+27.9%	+12
	Garnishment	GA	30	▼	-23.1%	-9
	Unlawful Detainer	UD	25	▼	-24.2%	-8
	Detinue	DT	7	▲	+16.7%	+1
	Preliminary Protective Order	PP	5	▲	+25.0%	+1
	Other	OT	4	▲	+33.3%	+1
	Protective Order	PO	4	▲	-	+4
	Show Cause	SC	3	▲	+50.0%	+1
	Impoundment	IM	2	▲	-	+2
	Abstract	AJ	1	▲	-	+1
	Admin License	AL	1	▲	-	+1
	Interrogatory	IN	1	▼	-66.7%	-2
	Motion for Judgment	MJ	0	▼	-100.0%	-1
Total			138	▲	3.0%	+4
Civil Commitments	Mental Commitment	MC	81	▲	+3.8%	+3
	Other	OT	20	▼	-20.0%	-5
	Temporary Detention Order	TD	12	▲	+9.1%	+1
	Petition	PT	6	▲	+200.0%	+4
	Emergency Custody Order	EC	5	▲	+25.0%	+1
Total			124	▲	3.3%	+4
GRAND TOTAL			753	▼	-1.1%	-8

Dispositions by Major Case Category**

Category	Summary	Change	% Change	Absolute Change
Felony	26	▼	-10.3%	-3
Garnishment	31	▼	-26.2%	-11
General Civil	62	▼	+24.0%	+12
Infraction/Civil Violation	316	▲	-8.7%	-30
Involuntary Civil Commitments	26	▲	-3.7%	-1
Landlord /Tenant	25	▼	-24.2%	-8
Misdemeanor	116	▲	+17.2%	+17

* Compared to same time period as previous year
 2/15/2024 10:07:08AM

** Case Type Categories are defined in the 2017 Virginia Judicial Workload Assessment
 Source: SCV-SQL-Information

CPSS - GCMS CASELOAD STATISTICS OF THE GENERAL DISTRICT COURTS
January 2024 thru January 2024 Dispositions (Compared to January 2023 thru January 2023)

Staunton

District: 25 FIPS: 790

Other	142	▲	+8.4%	+11
Protective Orders	9	▲	+125.0%	+5
<i>GRAND TOTAL</i>	<u>753</u>	▼	-1.1%	-8

* Compared to same time period as previous year
2/15/2024 10:07:08AM

** Case Type Categories are defined in the 2017 Virginia Judicial Workload Assessment
Source: SCV-SQL-Information

2024 Overall GRAND TOTAL		Distribution of Caseload		Change*		Percentage (%) of Caseload				
571	-2 -0.3%	Criminal	90	16%	-10.0%	▼	-10	Criminal	2023 17.5%	2024 15.8%
2024		Traffic	238	42%	88.9%	▲	+112	Traffic	22.0%	41.7%
2023		Civil	232	41%	-29.9%	▼	-99	Civil	57.8%	40.6%
		Civil Commitments	11	2%	-31.3%	▼	-5	Civil Commitments	2.8%	1.9%
		GRAND TOTAL	571	100%	-0.3%	▼	-2	GRAND TOTAL	100%	100%

Dispositions by Division & Code

Division	Case Type Description	Code	Summary	Change	% Change	Absolute Change
Criminal	Misdemeanor	M	48	▲	+6.7%	+3
	Felony	F	23	▼	-14.8%	-4
	Capias	CA	17	▼	-10.5%	-2
	Show Cause	SC	2	▼	-71.4%	-5
	Civil Violation	CV	0	▼	-100.0%	-2
	Total			90	▼	-10.0%
Traffic	Infraction	I	174	▲	+167.7%	+109
	Misdemeanor	M	41	▼	-6.8%	-3
	Capias	CA	18	▲	+157.1%	+11
	Show Cause	SC	3	▼	-50.0%	-3
	Felony	F	2	↔	-	-
	Civil Violation	CV	0	▼	-100.0%	-1
	Restricted Operators License	RL	0	▼	-100.0%	-1
	Total			238	▲	88.9%
Civil	Warrant in Debt	WD	128	▼	-34.4%	-67
	Unlawful Detainer	UD	41	▲	+17.1%	+6
	Garnishment	GA	31	▲	+6.9%	+2
	Detinue	DT	10	▼	-71.4%	-25
	Other	OT	7	▼	-22.2%	-2
	Detinue Seizure	DZ	5	▲	-	+5
	Admin License	AL	4	▲	+100.0%	+2
	Preliminary Protective Order	PP	3	▼	-72.7%	-8
	Abstract	AJ	1	↔	-	-
	Motion for Judgment	MJ	1	▲	-	+1
	Protective Order	PO	1	↔	-	-
	Capias	CA	0	▼	-100.0%	-2
	Impoundment	IM	0	▼	-100.0%	-2
	Interrogatory	IN	0	▼	-100.0%	-5
	Show Cause	SC	0	▼	-100.0%	-4
Total			232	▼	-29.9%	-99
Civil Commitments	Temporary Detention Order	TD	9	▼	-30.8%	-4
	Emergency Custody Order	EC	2	▼	-33.3%	-1
	Total		11	▼	-31.3%	-5
GRAND TOTAL			571	▼	-0.3%	-2

Dispositions by Major Case Category**

Category	Summary	Change	% Change	Absolute Change
Felony	25	▼	-13.8%	-4
Garnishment	31	▼	-8.8%	-3
General Civil	144	▲	-37.4%	-86
Infraction/Civil Violation	174	▼	+155.9%	+106
Landlord /Tenant	41	▲	+17.1%	+6
Misdemeanor	89	▼	-1.1%	-1
Other	63	▼	-16.0%	-12
Protective Orders	4	▼	-66.7%	-8
GRAND TOTAL	571	▼	-0.3%	-2

* Compared to same time period as previous year
 2/15/2024 10:07:08AM

** Case Type Categories are defined in the 2017 Virginia Judicial Workload Assessment
 Source: SCV-SQL-Information

2024 Overall GRAND TOTAL		Distribution of Caseload			Change*		Percentage (%) of Caseload			
261	-54 -17.1%	Criminal	18	7%	-43.8%	▼	-14	Criminal	2023: 10.2%	2024: 6.9%
2024		Traffic	218	84%	-13.1%	▼	-33	Traffic	79.7%	83.5%
2023		Civil	23	9%	-23.3%	▼	-7	Civil	9.5%	8.8%
		Civil Commitments	2	1%	0.0%	↔	0	Civil Commitments	0.6%	0.8%
		GRAND TOTAL	261	100%	-17.1%	▼	-54	GRAND TOTAL	100%	100%

Dispositions by Division & Code

Division	Case Type Description	Code	Summary	Change	% Change	Absolute Change
Criminal	Misdemeanor	M	13	▼	-43.5%	-10
	Show Cause	SC	2	▲	+100.0%	+1
	Capias	CA	1	↔		-
	Civil Violation	CV	1	▼	-50.0%	-1
	Felony	F	1	▼	-66.7%	-2
	Motion	MO	0	▼	-100.0%	-2
	Total			18	▼	-43.8%
Traffic	Infraction	I	180	▼	-13.9%	-29
	Misdemeanor	M	37	▼	-7.5%	-3
	Show Cause	SC	1	↔		-
	Capias	CA	0	▼	-100.0%	-1
	Total			218	▼	-13.1%
Civil	Garnishment	GA	6	▼	-33.3%	-3
	Warrant in Debt	WD	6	▼	-53.8%	-7
	Admin License	AL	4	▲	-	+4
	Other	OT	3	▲	+200.0%	+2
	Preliminary Protective Order	PP	3	▲	-	+3
	Unlawful Detainer	UD	1	▼	-85.7%	-6
	Total			23	▼	-23.3%
Civil Commitments	Emergency Custody Order	EC	1	↔		-
	Temporary Detention Order	TD	1	↔		-
	Total			2		0.0%
GRAND TOTAL			261	▼	-17.1%	-54

Dispositions by Major Case Category**

Category	Summary	Change	% Change	Absolute Change
Felony	1	▼	-66.7%	-2
Garnishment	6	▼	-33.3%	-3
General Civil	6	▼	-57.1%	-8
Infraction/Civil Violation	181	▼	-14.2%	-30
Landlord /Tenant	1	▼	-85.7%	-6
Misdemeanor	50	▼	-20.6%	-13
Other	13	▲	+62.5%	+5
Protective Orders	3	▲	-	+3
GRAND TOTAL	261	▼	-17.1%	-54

* Compared to same time period as previous year
 2/15/2024 10:07:08AM

** Case Type Categories are defined in the 2017 Virginia Judicial Workload Assessment
 Source: SCV-SQL-Information

2024 Overall GRAND TOTAL		Distribution of Caseload			Change*		Percentage (%) of Caseload		
1,321	-358 -21.3%	Criminal	282	21%	6.0% ▲	+16	Criminal	2023 15.8%	2024 21.3%
2024		Traffic	754	57%	-32.4% ▼	-362	Traffic	66.5%	57.1%
2023		Civil	280	21%	-3.8% ▼	-11	Civil	17.3%	21.2%
		Civil Commitments	5	0%	-16.7% ▼	-1	Civil Commitments	0.4%	0.4%
		GRAND TOTAL	1,321	100%	-21.3% ▼	-358	GRAND TOTAL	100%	100%

Dispositions by Division & Code

Division	Case Type Description	Code	Summary	Change	% Change	Absolute Change
Criminal	Misdemeanor	M	174	▲	+13.0%	+20
	Felony	F	56	▼	-3.4%	-2
	Show Cause	SC	28	▲	+12.0%	+3
	Capias	CA	20	▼	-4.8%	-1
	Civil Violation	CV	4	▼	-50.0%	-4
	Total			282	▲	6.0%
Traffic	Infraction	I	565	▼	-35.6%	-313
	Misdemeanor	M	172	▼	-20.7%	-45
	Capias	CA	9	↔		-
	Felony	F	6	▲	+500.0%	+5
	Show Cause	SC	2	▼	-77.8%	-7
	Civil Violation	CV	0	▼	-100.0%	-2
	Total			754	▼	-32.4%
Civil	Warrant in Debt	WD	130	↔		-
	Garnishment	GA	95	▲	+20.3%	+16
	Admin License	AL	10	▼	-44.4%	-8
	Unlawful Detainer	UD	9	▼	-67.9%	-19
	Other	OT	7	▼	-22.2%	-2
	Overweight	OC	6	▲	-	+6
	Bond Forfeiture	BF	5	▲	+25.0%	+1
	Preliminary Protective Order	PP	4	▲	+100.0%	+2
	Protective Order	PO	4	▼	-20.0%	-1
	Show Cause	SC	4	▼	-60.0%	-6
	Impoundment	IM	3	▲	+200.0%	+2
	Abstract	AJ	1	▼	-50.0%	-1
	Interrogatory	IN	1	▲	-	+1
	Motor Carrier	MC	1	↔		-
	Detinue	DT	0	▼	-100.0%	-1
	Motion for Judgment	MJ	0	▼	-100.0%	-1
Total			280	▼	-3.8%	-11
Civil Commitments	Temporary Detention Order	TD	5	↔		-
	Emergency Custody Order	EC	0	▼	-100.0%	-1
	Total		5	▼	-16.7%	-1
GRAND TOTAL			1,321	▼	-21.3%	-358

Dispositions by Major Case Category**

Category	Summary	Change	% Change	Absolute Change
Felony	62	▲	+5.1%	+3
Garnishment	96	▲	+21.5%	+17
General Civil	130	▼	-2.3%	-3
Infraction/Civil Violation	576	▲	-35.2%	-313
Landlord /Tenant	9	▼	-67.9%	-19
Misdemeanor	346	▼	-6.7%	-25
Other	94	▼	-16.8%	-19
Protective Orders	8	▲	+14.3%	+1
GRAND TOTAL	1,321	▼	-21.3%	-358

* Compared to same time period as previous year
 2/15/2024 10:07:08AM

** Case Type Categories are defined in the 2017 Virginia Judicial Workload Assessment
 Source: SCV-SQL-Information

2024 Overall GRAND TOTAL		Distribution of Caseload		Change*		Percentage (%) of Caseload		
552	+80 16.9%	Criminal	64 12%	-39.6% ▼	-42	Criminal	2023 22.5%	2024 11.6%
2024	↑	Traffic	402 73%	37.2% ▲	+109	Traffic	62.1%	72.8%
2023		Civil	76 14%	8.6% ▲	+6	Civil	14.8%	13.8%
		Civil Commitments	10 2%	233.3% ▲	+7	Civil Commitments	0.6%	1.8%
		GRAND TOTAL	552 100%	16.9% ▲	+80	GRAND TOTAL	100%	100%

Dispositions by Division & Code

Division	Case Type Description	Code	Summary	Change	% Change	Absolute Change
Criminal	Felony	F	28	▼	-50.0%	-28
	Misdemeanor	M	28	▼	-30.0%	-12
	Capias	CA	4	▼	-42.9%	-3
	Show Cause	SC	4	▲	+100.0%	+2
	Civil Violation	CV	0	▼	-100.0%	-1
	Total			64	▼	-39.6%
Traffic	Infraction	I	325	▲	+63.3%	+126
	Misdemeanor	M	69	▼	-24.2%	-22
	Show Cause	SC	4	▲	+300.0%	+3
	Capias	CA	2	↔		-
	Felony	F	2	▲		+2
	Total			402	▲	37.2%
Civil	Garnishment	GA	20	▼	-9.1%	-2
	Warrant in Debt	WD	15	▼	-25.0%	-5
	Interrogatory	IN	13	▲		+13
	Other	OT	5	▲	+150.0%	+3
	Show Cause	SC	5	▲		+5
	Preliminary Protective Order	PP	4	↔		-
	Unlawful Detainer	UD	4	▼	-69.2%	-9
	Abstract	AJ	3	▲		+3
	Detinue	DT	3	↔		-
	Impoundment	IM	2	▲	+100.0%	+1
	Protective Order	PO	2	▼	-33.3%	-1
	Admin License	AL	0	▼	-100.0%	-2
	Total			76	▲	8.6%
Civil Commitments	Temporary Detention Order	TD	7	▲	+250.0%	+5
	Emergency Custody Order	EC	3	▲	+200.0%	+2
	Total		10	▲	233.3%	+7
GRAND TOTAL			552	▲	16.9%	+80

Dispositions by Major Case Category**

Category	Summary	Change	% Change	Absolute Change
Felony	30	▲	-46.4%	-26
Garnishment	33	▲	+50.0%	+11
General Civil	18	▼	-21.7%	-5
Infraction/Civil Violation	325	▼	+62.5%	+125
Landlord /Tenant	4	▼	-69.2%	-9
Misdemeanor	97	▼	-26.0%	-34
Other	39	▲	+95.0%	+19
Protective Orders	6	▼	-14.3%	-1
GRAND TOTAL	552	▲	16.9%	+80

* Compared to same time period as previous year
 2/15/2024 10:07:08AM

** Case Type Categories are defined in the 2017 Virginia Judicial Workload Assessment
 Source: SCV-SQL-Information

2024 Overall GRAND TOTAL		Distribution of Caseload			Change*		Percentage (%) of Caseload			
2,477	-625 -20.1%	Criminal	358	14%	-16.2%	▼	-69	Criminal	2023 13.8%	2024 14.5%
2024		Traffic	1,523	61%	-21.9%	▼	-428	Traffic	62.9%	61.5%
2023		Civil	521	21%	-22.0%	▼	-147	Civil	21.5%	21.0%
		Civil Commitments	75	3%	33.9%	▲	+19	Civil Commitments	1.8%	3.0%
		GRAND TOTAL	2,477	100%	-20.1%	▼	-625	GRAND TOTAL	100%	100%

Dispositions by Division & Code

Division	Case Type Description	Code	Summary	Change	% Change	Absolute Change
Criminal	Misdemeanor	M	204	▼	-18.7%	-47
	Felony	F	95	▼	-5.0%	-5
	Capias	CA	31	▼	-27.9%	-12
	Show Cause	SC	25	↔		-
	Civil Violation	CV	3	▼	-62.5%	-5
	Total			358	▼	-16.2%
Traffic	Infraction	I	1,074	▼	-29.5%	-449
	Misdemeanor	M	393	▼	-5.8%	-24
	Civil Violation	CV	42	▲	+4,100.0%	+41
	Capias	CA	6	↔		-
	Felony	F	3	▲	+50.0%	+1
	Show Cause	SC	3	▲	+50.0%	+1
	Restricted Operators License	RL	2	▲	-	+2
	Total			1,523	▼	-21.9%
Civil	Garnishment	GA	142	▲	+23.5%	+27
	Warrant in Debt	WD	127	▼	-47.5%	-115
	Unlawful Detainer	UD	93	▼	-7.9%	-8
	Admin License	AL	29	▲	+20.8%	+5
	Detinue	DT	26	↔		-
	Other	OT	26	▲	+52.9%	+9
	Impoundment	IM	21	▲	+110.0%	+11
	Preliminary Protective Order	PP	14	▼	-41.7%	-10
	Show Cause	SC	11	▼	-60.7%	-17
	Interrogatory	IN	10	▼	-61.5%	-16
	Protective Order	PO	9	▼	-50.0%	-9
	Bond Forfeiture	BF	6	▼	-57.1%	-8
	Abstract	AJ	3	▼	-85.0%	-17
	Motion for Judgment	MJ	3	▲	+200.0%	+2
	Petition-Restore Arms	PR	1	▲	-	+1
	Counter Claim	CC	0	▼	-100.0%	-1
	Overweight	OC	0	▼	-100.0%	-1
Total			521	▼	-22.0%	-147
Civil Commitments	Temporary Detention Order	TD	33	▲	+50.0%	+11
	Mental Commitment	MC	18	▲	+38.5%	+5
	Emergency Custody Order	EC	16	▲	+45.5%	+5
	Petition	PT	4	▼	-55.6%	-5
	Other	OT	3	▲	+200.0%	+2
	Medical Emergency Temporary Detention Order	MT	1	▲	-	+1
Total			75	▲	33.9%	+19
GRAND TOTAL			2,477	▼	-20.1%	-625

Dispositions by Major Case Category**

Category	Summary	Change	% Change	Absolute Change
Felony	98	▲	-3.9%	-4
Garnishment	152	▼	+7.8%	+11
General Civil	163	▲	-39.4%	-106
Infraction/Civil Violation	1,119	▲	-27.0%	-414
Involuntary Civil Commitments	7	▲	-30.0%	-3

* Compared to same time period as previous year
 2/15/2024 10:07:08AM

** Case Type Categories are defined in the 2017 Virginia Judicial Workload Assessment
 Source: SCV-SQL-Information

CPSS - GCMS CASELOAD STATISTICS OF THE GENERAL DISTRICT COURTS
 January 2024 thru January 2024 Dispositions (Compared to January 2023 thru January 2023)

Landlord /Tenant	93	▼	-7.9%	-8
Misdemeanor	599	▲	-10.3%	-69
Other	223	▲	-5.5%	-13
Protective Orders	23	▼	-45.2%	-19
GRAND TOTAL	2,477	▼	-20.1%	-625

* Compared to same time period as previous year
 2/15/2024 10:07:08AM

** Case Type Categories are defined in the 2017 Virginia Judicial Workload Assessment
 Source: SCV-SQL-Information

2024 Overall GRAND TOTAL		Distribution of Caseload			Change*		Percentage (%) of Caseload			
2024	1,237	Criminal	72	6%	-39.5%	▼	-47	Criminal	17.0%	5.8%
2023	+537 76.7%	Traffic	1,033	84%	130.1%	▲	+584	Traffic	64.1%	83.5%
	↑	Civil	128	10%	0.0%	↔	0	Civil	18.3%	10.3%
		Civil Commitments	4	0%	0.0%	↔	0	Civil Commitments	0.6%	0.3%
		GRAND TOTAL	1,237	100%	76.7%	▲	+537	GRAND TOTAL	100%	100%

Dispositions by Division & Code

Division	Case Type Description	Code	Summary	Change	% Change	Absolute Change
Criminal	Misdemeanor	M	37	▼	-57.0%	-49
	Felony	F	13	▲	+18.2%	+2
	Show Cause	SC	11	↔		-
	Capias	CA	8	↔		-
	Civil Violation	CV	2	▲	+100.0%	+1
	Motion	MO	1	▼	-50.0%	-1
	Total			72	▼	-39.5%
Traffic	Infraction	I	855	▲	+207.6%	+577
	Misdemeanor	M	175	▲	+7.4%	+12
	Capias	CA	1	▼	-66.7%	-2
	Motion	MO	1	▲	-	+1
	Show Cause	SC	1	▼	-66.7%	-2
	Felony	F	0	▼	-100.0%	-2
Total			1,033	▲	130.1%	+584
Civil	Garnishment	GA	60	▲	+27.7%	+13
	Warrant in Debt	WD	38	▼	-38.7%	-24
	Unlawful Detainer	UD	13	▲	+160.0%	+8
	Admin License	AL	3	▼	-50.0%	-3
	Other	OT	3	▲	+50.0%	+1
	Abstract	AJ	2	↔		-
	Protective Order	PO	2	▲	+100.0%	+1
	Show Cause	SC	2	▲	-	+2
	Bond Forfeiture	BF	1	↔		-
	Detinue	DT	1	↔		-
	Impoundment	IM	1	↔		-
	Interrogatory	IN	1	▲	-	+1
	Preliminary Protective Order	PP	1	▲	-	+1
	Total			128		0.0%
Civil Commitments	Temporary Detention Order	TD	3	↔		-
	Emergency Custody Order	EC	1	↔		-
Total			4		0.0%	0
GRAND TOTAL			1,237	▲	76.7%	+537

Dispositions by Major Case Category**

Category	Summary	Change	% Change	Absolute Change
Felony	13	▼		0
Garnishment	61	▲	+29.8%	+14
General Civil	39	▼	-39.1%	-25
Infraction/Civil Violation	857	▲	+207.2%	+578
Landlord /Tenant	13	▲	+160.0%	+8
Misdemeanor	212	▼	-14.9%	-37
Other	39	▲	-7.1%	-3
Protective Orders	3	▲	+200.0%	+2
GRAND TOTAL	1,237	▲	76.7%	+537

* Compared to same time period as previous year
 2/15/2024 10:07:08AM

** Case Type Categories are defined in the 2017 Virginia Judicial Workload Assessment
 Source: SCV-SQL-Information

2024 Overall GRAND TOTAL		Distribution of Caseload			Change*		Percentage (%) of Caseload		
889	-13 -1.4%	Criminal	185	21%	-33.9% ▼	-95	Criminal	2023 31.0%	2024 20.8%
2024		Traffic	556	63%	26.4% ▲	+116	Traffic	48.8%	62.5%
2023		Civil	137	15%	-21.7% ▼	-38	Civil	19.4%	15.4%
		Civil Commitments	11	1%	57.1% ▲	+4	Civil Commitments	0.8%	1.2%
		GRAND TOTAL	889	100%	-1.4% ▼	-13	GRAND TOTAL	100%	100%

Dispositions by Division & Code

Division	Case Type Description	Code	Summary	Change	% Change	Absolute Change
Criminal	Misdemeanor	M	107	▼	-20.7%	-28
	Felony	F	47	▼	-28.8%	-19
	Capias	CA	16	▼	-54.3%	-19
	Show Cause	SC	10	▼	-74.4%	-29
	Civil Violation	CV	5	↔		-
	Total			185	▼	-33.9%
Traffic	Infraction	I	424	▲	+33.3%	+106
	Misdemeanor	M	122	▲	+15.1%	+16
	Felony	F	4	↔		-
	Capias	CA	3	▼	-50.0%	-3
	Show Cause	SC	3	▼	-50.0%	-3
	Total			556	▲	26.4%
Civil	Garnishment	GA	46	▼	-16.4%	-9
	Warrant in Debt	WD	35	▼	-55.1%	-43
	Unlawful Detainer	UD	19	▲	+58.3%	+7
	Admin License	AL	10	↔		-
	Impoundment	IM	9	▲	+50.0%	+3
	Detinue	DT	5	▲	+400.0%	+4
	Abstract	AJ	4	▲	+100.0%	+2
	Preliminary Protective Order	PP	3	▲	+200.0%	+2
	Other	OT	2	▼	-60.0%	-3
	Show Cause	SC	2	▼	-33.3%	-1
	Bond Forfeiture	BF	1	▲	-	+1
	Interrogatory	IN	1	▲	-	+1
	Protective Order	PO	0	▼	-100.0%	-2
	Total			137	▼	-21.7%
Civil Commitments	Emergency Custody Order	EC	6	▲	+500.0%	+5
	Temporary Detention Order	TD	5	▼	-16.7%	-1
	Total			11	▲	57.1%
GRAND TOTAL			889	▼	-1.4%	-13

Dispositions by Major Case Category**

Category	Summary	Change	% Change	Absolute Change
Felony	51	▼	-27.1%	-19
Garnishment	47	▲	-14.5%	-8
General Civil	40	▲	-50.0%	-40
Infraction/Civil Violation	429	▲	+32.8%	+106
Landlord /Tenant	19	▲	+58.3%	+7
Misdemeanor	229	▼	-5.0%	-12
Other	71	▲	-39.8%	-47
Protective Orders	3	▲		0
GRAND TOTAL	889	▼	-1.4%	-13

* Compared to same time period as previous year
 2/15/2024 10:07:08AM

** Case Type Categories are defined in the 2017 Virginia Judicial Workload Assessment
 Source: SCV-SQL-Information

2024 Overall GRAND TOTAL		Distribution of Caseload			Change*		Percentage (%) of Caseload		
1,056	+93 9.7%	Criminal	230	22%	18.6% ▲	+36	Criminal	20.1%	21.8%
2024		Traffic	534	51%	25.9% ▲	+110	Traffic	44.0%	50.6%
2023		Civil	263	25%	-16.2% ▼	-51	Civil	32.6%	24.9%
		Civil Commitments	29	3%	-6.5% ▼	-2	Civil Commitments	3.2%	2.7%
		GRAND TOTAL	1,056	100%	9.7% ▲	+93	GRAND TOTAL	100%	100%

Dispositions by Division & Code

Division	Case Type Description	Code	Summary	Change	% Change	Absolute Change
Criminal	Misdemeanor	M	136	▲	+40.2%	+39
	Felony	F	48	▼	-2.0%	-1
	Capias	CA	33	▲	+50.0%	+11
	Show Cause	SC	9	▼	-60.9%	-14
	Civil Violation	CV	4	▲	+33.3%	+1
	Total			230	▲	18.6%
Traffic	Infraction	I	400	▲	+23.5%	+76
	Misdemeanor	M	95	▲	+30.1%	+22
	Other	O	28	▲	+27.3%	+6
	Capias	CA	7	▲	+250.0%	+5
	Felony	F	3	▲	-	+3
	Show Cause	SC	1	▼	-66.7%	-2
	Total			534	▲	25.9%
Civil	Garnishment	GA	101	▲	+3.1%	+3
	Warrant in Debt	WD	81	▼	-40.0%	-54
	Admin License	AL	20	▲	+122.2%	+11
	Unlawful Detainer	UD	19	▼	-44.1%	-15
	Detinue	DT	7	▼	-12.5%	-1
	Other	OT	7	▼	-41.7%	-5
	Abstract	AJ	6	▲	+500.0%	+5
	Zoning Violation	ZO	6	▲	+20.0%	+1
	Impoundment	IM	5	▲	-	+5
	Preliminary Protective Order	PP	3	▼	-40.0%	-2
	Bond Forfeiture	BF	2	▲	+100.0%	+1
	Interrogatory	IN	2	▲	-	+2
	Protective Order	PO	2	↔	-	-
	Show Cause	SC	2	↔	-	-
	Capias	CA	0	▼	-100.0%	-1
	Tenants Assertion	TA	0	▼	-100.0%	-1
Total			263	▼	-16.2%	-51
Civil Commitments	Mental Commitment	MC	19	▼	-5.0%	-1
	Temporary Detention Order	TD	6	▼	-14.3%	-1
	Emergency Custody Order	EC	3	▼	-25.0%	-1
	Other	OT	1	▲	-	+1
Total			29	▼	-6.5%	-2
GRAND TOTAL			1,056	▲	9.7%	+93

Dispositions by Major Case Category**

Category	Summary	Change	% Change	Absolute Change
Felony	51	▲	+4.1%	+2
Garnishment	103	▲	+5.1%	+5
General Civil	89	▼	-38.2%	-55
Infraction/Civil Violation	432	▲	+23.8%	+83
Involuntary Civil Commitments	1	▲	-	+1
Landlord /Tenant	19	▼	-45.7%	-16
Misdemeanor	237	▲	+35.4%	+62
Other	119	▲	+12.3%	+13

* Compared to same time period as previous year
 2/15/2024 10:07:08AM

** Case Type Categories are defined in the 2017 Virginia Judicial Workload Assessment
 Source: SCV-SQL-Information

CPSS - GCMS CASELOAD STATISTICS OF THE GENERAL DISTRICT COURTS
January 2024 thru January 2024 Dispositions (Compared to January 2023 thru January 2023)

Protective Orders	5	▼	-28.6%	-2
GRAND TOTAL	1,056	▲	9.7%	+93

* Compared to same time period as previous year
2/15/2024 10:07:08AM

** Case Type Categories are defined in the 2017 Virginia Judicial Workload Assessment
Source: SCV-SQL-Information

2024 Overall GRAND TOTAL		Distribution of Caseload			Change*	Percentage (%) of Caseload			
756	-23 -3.0%	Criminal	28	4%	1,300.0% ▲	+26	Criminal	2023 0.3%	2024 3.7%
2024		Traffic	680	90%	-9.8% ▼	-74	Traffic	96.8%	89.9%
2023		Civil	47	6%	104.3% ▲	+24	Civil	3.0%	6.2%
		Civil Commitments	1	0%	- ▲	+1	Civil Commitments	0.0%	0.1%
		GRAND TOTAL	756	100%	-3.0% ▼	-23	GRAND TOTAL	100%	100%

Dispositions by Division & Code

Division	Case Type Description	Code	Summary	Change	% Change	Absolute Change
Criminal	Felony	F	16	▲	+1,500.0%	+15
	Misdemeanor	M	9	▲	-	+9
	Show Cause	SC	2	▲	+100.0%	+1
	Capias	CA	1	▲	-	+1
	Total		28	▲	1,300.0%	+26
Traffic	Infraction	I	541	▼	-11.3%	-69
	Misdemeanor	M	139	▼	-3.5%	-5
	Total		680	▼	-9.8%	-74
Civil	Warrant in Debt	WD	32	▲	+220.0%	+22
	Garnishment	GA	6	▲	+20.0%	+1
	Bond Forfeiture	BF	2	▲	+100.0%	+1
	Other	OT	2	▲	+100.0%	+1
	Unlawful Detainer	UD	2	▲	+100.0%	+1
	Admin License	AL	1	▼	-80.0%	-4
	Detinue	DT	1	▲	-	+1
	Overweight	OC	1	▲	-	+1
Total		47	▲	104.3%	+24	
Civil Commitments	Temporary Detention Order	TD	1	▲	-	+1
Total		1	▲	-	+1	
GRAND TOTAL			756	▼	-3.0%	-23

Dispositions by Major Case Category**

Category	Summary	Change	% Change	Absolute Change
Felony	16	▲	+1,500.0%	+15
Garnishment	6	▲	+20.0%	+1
General Civil	33	▲	+230.0%	+23
Infraction/Civil Violation	542	▲	-11.1%	-68
Landlord /Tenant	2	▲	+100.0%	+1
Misdemeanor	148	▲	+2.8%	+4
Other	9	▲	+12.5%	+1
GRAND TOTAL	756	▼	-3.0%	-23

* Compared to same time period as previous year
 2/15/2024 10:07:08AM

** Case Type Categories are defined in the 2017 Virginia Judicial Workload Assessment
 Source: SCV-SQL-Information

2024 Overall GRAND TOTAL		Distribution of Caseload			Change*		Percentage (%) of Caseload		
1,293	-115 -8.2%	Criminal	73	6%	15.9% ▲	+10	Criminal	2023 4.5%	2024 5.6%
2024		Traffic	1,157	89%	-9.3% ▼	-119	Traffic	90.6%	89.5%
2023		Civil	58	4%	-9.4% ▼	-6	Civil	4.5%	4.5%
		Civil Commitments	5	0%	0.0%	0	Civil Commitments	0.4%	0.4%
		GRAND TOTAL	1,293	100%	-8.2% ▼	-115	GRAND TOTAL	100%	100%

Dispositions by Division & Code

Division	Case Type Description	Code	Summary	Change	% Change	Absolute Change
Criminal	Misdemeanor	M	37	▲	+2.8%	+1
	Felony	F	30	▲	+36.4%	+8
	Capias	CA	4	▲	+33.3%	+1
	Show Cause	SC	2	▲	+100.0%	+1
	Civil Violation	CV	0	▼	-100.0%	-1
	Total			73	▲	15.9%
Traffic	Infraction	I	976	▼	-12.3%	-137
	Misdemeanor	M	174	▲	+10.1%	+16
	Capias	CA	4	▲	-	+4
	Felony	F	2	▲	+100.0%	+1
	Show Cause	SC	1	▼	-75.0%	-3
	Total			1,157	▼	-9.3%
Civil	Garnishment	GA	23	▲	+21.1%	+4
	Unlawful Detainer	UD	11	▼	-8.3%	-1
	Warrant in Debt	WD	9	▲	+50.0%	+3
	Impoundment	IM	6	▼	-50.0%	-6
	Protective Order	PO	3	▲	-	+3
	Admin License	AL	2	↔	-	-
	Bond Forfeiture	BF	1	▼	-75.0%	-3
	Detinue	DT	1	↔	-	-
	Other	OT	1	▼	-75.0%	-3
	Preliminary Protective Order	PP	1	▼	-50.0%	-1
	Abstract	AJ	0	▼	-100.0%	-1
	Petition-Restore Arms	PR	0	▼	-100.0%	-1
	Total			58	▼	-9.4%
Civil Commitments	Temporary Detention Order	TD	4	▲	+33.3%	+1
	Emergency Custody Order	EC	1	▼	-50.0%	-1
	Total			5		0.0%
GRAND TOTAL			1,293	▼	-8.2%	-115

Dispositions by Major Case Category**

Category	Summary	Change	% Change	Absolute Change	
Felony	32	▲	+39.1%	+9	
Garnishment	23	▲	+21.1%	+4	
General Civil	10	▼	+25.0%	+2	
Infraction/Civil Violation	976	▼	-12.4%	-138	
Landlord /Tenant	11	▼	-8.3%	-1	
Misdemeanor	211	▲	+8.8%	+17	
Other	26	▲	-27.8%	-10	
Protective Orders	4	▲	+100.0%	+2	
GRAND TOTAL		1,293	▼	-8.2%	-115

* Compared to same time period as previous year
 2/15/2024 10:07:08AM

** Case Type Categories are defined in the 2017 Virginia Judicial Workload Assessment
 Source: SCV-SQL-Information

2024 Overall GRAND TOTAL		Distribution of Caseload			Change*		Percentage (%) of Caseload		
179	-14 -7.3%	Criminal	27	15%	0.0%	0	Criminal	2023 14.0%	2024 15.1%
2024		Traffic	129	72%	-7.9%	▼ -11	Traffic	72.5%	72.1%
2023		Civil	23	13%	64.3%	▲ +9	Civil	7.3%	12.8%
		Civil Commitments	0	0%	-100.0%	▼ -12	Civil Commitments	6.2%	0.0%
		GRAND TOTAL	179	100%	-7.3%	▼ -14	GRAND TOTAL	100%	100%

Dispositions by Division & Code

Division	Case Type Description	Code	Summary	Change	% Change	Absolute Change
Criminal	Misdemeanor	M	13	▼	-18.8%	-3
	Felony	F	8	▲	+166.7%	+5
	Capias	CA	3	▲	-	+3
	Show Cause	SC	2	▲	-	+2
	Civil Violation	CV	1	▼	-87.5%	-7
	Total			27		0.0%
Traffic	Infraction	I	113	▼	-2.6%	-3
	Misdemeanor	M	14	▼	-30.0%	-6
	Capias	CA	1	↔	-	-
	Show Cause	SC	1	↔	-	-
	Felony	F	0	▼	-100.0%	-2
	Total			129	▼	-7.9%
Civil	Warrant in Debt	WD	9	▲	+80.0%	+4
	Garnishment	GA	8	▲	+33.3%	+2
	Unlawful Detainer	UD	4	▲	+300.0%	+3
	Admin License	AL	1	↔	-	-
	Detinue	DT	1	▲	-	+1
	Abstract	AJ	0	▼	-100.0%	-1
	Total			23	▲	64.3%
Civil Commitments	Emergency Custody Order	EC	0	▼	-100.0%	-5
	Temporary Detention Order	TD	0	▼	-100.0%	-7
	Total			0	▼	-100.0%
GRAND TOTAL			179	▼	-7.3%	-14

Dispositions by Major Case Category**

Category	Summary	Change	% Change	Absolute Change
Felony	8	▲	+60.0%	+3
Garnishment	8	▲	+33.3%	+2
General Civil	10	▲	+100.0%	+5
Infraction/Civil Violation	114	▼	-8.1%	-10
Landlord /Tenant	4	▲	+300.0%	+3
Misdemeanor	27	▼	-25.0%	-9
Other	8	▲	-50.0%	-8
GRAND TOTAL	179	▼	-7.3%	-14

* Compared to same time period as previous year
 2/15/2024 10:07:08AM

** Case Type Categories are defined in the 2017 Virginia Judicial Workload Assessment
 Source: SCV-SQL-Information

2024 Overall GRAND TOTAL		Distribution of Caseload			Change*		Percentage (%) of Caseload		
272	-42 -13.4%	Criminal	76	28%	55.1% ▲	+27	Criminal	2023 15.6%	2024 27.9%
2024		Traffic	100	37%	-46.5% ▼	-87	Traffic	59.6%	36.8%
2023		Civil	80	29%	105.1% ▲	+41	Civil	12.4%	29.4%
		Civil Commitments	16	6%	-59.0% ▼	-23	Civil Commitments	12.4%	5.9%
		GRAND TOTAL	272	100%	-13.4% ▼	-42	GRAND TOTAL	100%	100%

Dispositions by Division & Code

Division	Case Type Description	Code	Summary	Change	% Change	Absolute Change
Criminal	Misdemeanor	M	47	▲	+30.6%	+11
	Felony	F	10	▲	+42.9%	+3
	Show Cause	SC	10	▲	+400.0%	+8
	Capias	CA	9	▲	+200.0%	+6
	Civil Violation	CV	0	▼	-100.0%	-1
	Total			76	▲	55.1%
Traffic	Infraction	I	78	▼	-48.0%	-72
	Misdemeanor	M	22	▼	-37.1%	-13
	Felony	F	0	▼	-100.0%	-1
	Show Cause	SC	0	▼	-100.0%	-1
	Total			100	▼	-46.5%
Civil	Garnishment	GA	19	▲	+171.4%	+12
	Warrant in Debt	WD	17	▼	-19.0%	-4
	Detinue	DT	13	▲	+225.0%	+9
	Impoundment	IM	12	▲	+500.0%	+10
	Other	OT	5	▲	+66.7%	+2
	Admin License	AL	4	▲	-	+4
	Protective Order	PO	4	▲	-	+4
	Abstract	AJ	2	▲	-	+2
	Unlawful Detainer	UD	2	▲	+100.0%	+1
	Bond Forfeiture	BF	1	▲	-	+1
	Preliminary Protective Order	PP	1	↔	-	-
	Total			80	▲	105.1%
Civil Commitments	Mental Commitment	MC	13	▼	-59.4%	-19
	Emergency Custody Order	EC	3	↔	-	-
	Medical Emergency Temporary Detention Order	MT	0	▼	-100.0%	-1
	Temporary Detention Order	TD	0	▼	-100.0%	-3
	Total			16	▼	-59.0%
GRAND TOTAL			272	▼	-13.4%	-42

Dispositions by Major Case Category**

Category	Summary	Change	% Change	Absolute Change
Felony	10	▼	+25.0%	+2
Garnishment	19	▲	+171.4%	+12
General Civil	32	▲	+28.0%	+7
Infraction/Civil Violation	78	▼	-48.3%	-73
Landlord /Tenant	2	▲	+100.0%	+1
Misdemeanor	69	▼	-2.8%	-2
Other	57	▲	+14.0%	+7
Protective Orders	5	▲	+400.0%	+4
GRAND TOTAL	272	▼	-13.4%	-42

* Compared to same time period as previous year
 2/15/2024 10:07:08AM

** Case Type Categories are defined in the 2017 Virginia Judicial Workload Assessment
 Source: SCV-SQL-Information

2024 Overall GRAND TOTAL		Distribution of Caseload		Change*		Percentage (%) of Caseload	
449	-187 -29.4%	Criminal	43 10%	16.2% ▲	+6	Criminal	2023: 5.8% 2024: 9.6%
2024		Traffic	357 80%	-33.1% ▼	-177	Traffic	84.0% 79.5%
2023		Civil	47 10%	-23.0% ▼	-14	Civil	9.6% 10.5%
		Civil Commitments	2 0%	-50.0% ▼	-2	Civil Commitments	0.6% 0.4%
		GRAND TOTAL	449 100%	-29.4% ▼	-187	GRAND TOTAL	100% 100%

Dispositions by Division & Code

Division	Case Type Description	Code	Summary	Change	% Change	Absolute Change
Criminal	Misdemeanor	M	31	▲	+34.8%	+8
	Felony	F	6	▼	-14.3%	-1
	Civil Violation	CV	4	▲	+300.0%	+3
	Capias	CA	1	↔		-
	Show Cause	SC	1	▼	-80.0%	-4
	Total			43	▲	16.2%
Traffic	Infraction	I	328	▼	-30.9%	-147
	Misdemeanor	M	29	▼	-49.1%	-28
	Capias	CA	0	▼	-100.0%	-1
	Show Cause	SC	0	▼	-100.0%	-1
	Total			357	▼	-33.1%
Civil	Garnishment	GA	20	▲	+53.8%	+7
	Unlawful Detainer	UD	10	↔		-
	Warrant in Debt	WD	8	▼	-75.0%	-24
	Admin License	AL	2	▼	-33.3%	-1
	Other	OT	2	▲	-	+2
	Preliminary Protective Order	PP	2	▲	-	+2
	Protective Order	PO	2	▲	-	+2
	Detinue	DT	1	↔		-
	Abstract	AJ	0	▼	-100.0%	-1
	Bond Forfeiture	BF	0	▼	-100.0%	-1
Total			47	▼	-23.0%	-14
Civil Commitments	Emergency Custody Order	EC	1	↔		-
	Temporary Detention Order	TD	1	▼	-66.7%	-2
	Total			2	▼	-50.0%
GRAND TOTAL			449	▼	-29.4%	-187

Dispositions by Major Case Category**

Category	Summary	Change	% Change	Absolute Change
Felony	6	▼	-14.3%	-1
Garnishment	20	▲	+53.8%	+7
General Civil	9	▼	-72.7%	-24
Infraction/Civil Violation	332	▲	-30.3%	-144
Landlord /Tenant	10	↔		0
Misdemeanor	60	▼	-25.0%	-20
Other	8	▲	-52.9%	-9
Protective Orders	4	▲	-	+4
GRAND TOTAL	449	▼	-29.4%	-187

* Compared to same time period as previous year
 2/15/2024 10:07:08AM

** Case Type Categories are defined in the 2017 Virginia Judicial Workload Assessment
 Source: SCV-SQL-Information

2024 Overall GRAND TOTAL		Distribution of Caseload		Change*		Percentage (%) of Caseload		
151	-63 -29.4%	Criminal	22 15%	-70.7% ▼	-53	Criminal	2023 35.0%	2024 14.6%
2024		Traffic	64 42%	-9.9% ▼	-7	Traffic	33.2%	42.4%
2023		Civil	62 41%	-4.6% ▼	-3	Civil	30.4%	41.1%
		Civil Commitments	3 2%	0.0%	0	Civil Commitments	1.4%	2.0%
		GRAND TOTAL	151 100%	-29.4% ▼	-63	GRAND TOTAL	100%	100%

Dispositions by Division & Code

Division	Case Type Description	Code	Summary	Change	% Change	Absolute Change
Criminal	Misdemeanor	M	9	▼	-77.5%	-31
	Felony	F	8	▼	-69.2%	-18
	Capias	CA	3	▼	-57.1%	-4
	Civil Violation	CV	1	▲	-	+1
	Show Cause	SC	1	▼	-50.0%	-1
	Total			22	▼	-70.7%
Traffic	Infraction	I	50	▲	+31.6%	+12
	Misdemeanor	M	14	▼	-54.8%	-17
	Felony	F	0	▼	-100.0%	-2
	Total		64	▼	-9.9%	-7
Civil	Warrant in Debt	WD	35	▲	+6.1%	+2
	Garnishment	GA	12	▼	-33.3%	-6
	Preliminary Protective Order	PP	3	↔	-	-
	Admin License	AL	2	↔	-	-
	Bond Forfeiture	BF	2	▲	-	+2
	Detinue	DT	2	▲	+100.0%	+1
	Impoundment	IM	2	▲	-	+2
	Unlawful Detainer	UD	2	▼	-60.0%	-3
	Other	OT	1	▲	-	+1
	Protective Order	PO	1	↔	-	-
	Abstract	AJ	0	▼	-100.0%	-1
	Petition-Restore Arms	PR	0	▼	-100.0%	-1
	Total		62	▼	-4.6%	-3
Civil Commitments	Emergency Custody Order	EC	3	▲	+200.0%	+2
	Temporary Detention Order	TD	0	▼	-100.0%	-2
	Total		3		0.0%	0
GRAND TOTAL			151	▼	-29.4%	-63

Dispositions by Major Case Category**

Category	Summary	Change	% Change	Absolute Change	
Felony	8	▼	-71.4%	-20	
Garnishment	12	▼	-33.3%	-6	
General Civil	37	▲	+5.7%	+2	
Infraction/Civil Violation	51	▲	+34.2%	+13	
Landlord /Tenant	2	▼	-60.0%	-3	
Misdemeanor	23	▼	-67.6%	-48	
Other	14	▲	-6.7%	-1	
Protective Orders	4	↔	-	0	
GRAND TOTAL		151	▼	-29.4%	-63

* Compared to same time period as previous year
 2/15/2024 10:07:08AM

** Case Type Categories are defined in the 2017 Virginia Judicial Workload Assessment
 Source: SCV-SQL-Information

2024 Overall GRAND TOTAL		Distribution of Caseload			Change*		Percentage (%) of Caseload		
2,021	+183 10.0%	Criminal	335	17%	-4.6% ▼	-16	Criminal	2023 19.1%	2024 16.6%
2024		Traffic	1,283	63%	29.7% ▲	+294	Traffic	53.8%	63.5%
		Civil	325	16%	-21.3% ▼	-88	Civil	22.5%	16.1%
		Civil Commitments	78	4%	-8.2% ▼	-7	Civil Commitments	4.6%	3.9%
		GRAND TOTAL	2,021	100%	10.0% ▲	+183	GRAND TOTAL	100%	100%

Dispositions by Division & Code

Division	Case Type Description	Code	Summary	Change	% Change	Absolute Change
Criminal	Misdemeanor	M	203	▼	-12.5%	-29
	Felony	F	79	▲	+5.3%	+4
	Capias	CA	25	▲	+8.7%	+2
	Show Cause	SC	18	▲	+28.6%	+4
	Civil Violation	CV	10	▲	+42.9%	+3
	Total			335	▼	-4.6%
Traffic	Infraction	I	1,107	▲	+32.3%	+270
	Misdemeanor	M	168	▲	+20.0%	+28
	Capias	CA	3	▲	+50.0%	+1
	Show Cause	SC	3	▼	-40.0%	-2
	Felony	F	1	↔	-	-
	Other	O	1	▲	-	+1
	Restricted Operators License	RL	0	▼	-100.0%	-4
	Total			1,283	▲	29.7%
Civil	Garnishment	GA	126	▼	-0.8%	-1
	Warrant in Debt	WD	79	▼	-29.5%	-33
	Unlawful Detainer	UD	61	▼	-40.2%	-41
	Admin License	AL	27	▲	+68.8%	+11
	Bond Forfeiture	BF	10	▲	+66.7%	+4
	Other	OT	8	▼	-33.3%	-4
	Impoundment	IM	5	▲	+400.0%	+4
	Preliminary Protective Order	PP	4	▼	-55.6%	-5
	Abstract	AJ	2	▲	+100.0%	+1
	Protective Order	PO	2	▼	-71.4%	-5
	Tenants Assertion	TA	1	▼	-92.3%	-12
	Detinue	DT	0	▼	-100.0%	-4
	Motion for Judgment	MJ	0	▼	-100.0%	-2
	Petition-Restore Arms	PR	0	▼	-100.0%	-1
Total			325	▼	-21.3%	-88
Civil Commitments	Mental Commitment	MC	38	▲	+35.7%	+10
	Temporary Detention Order	TD	20	▼	-23.1%	-6
	Emergency Custody Order	EC	15	↔	-	-
	Medical Emergency Temporary Detention Order	MT	3	▲	+50.0%	+1
	Other	OT	2	▼	-85.7%	-12
Total			78	▼	-8.2%	-7
GRAND TOTAL			2,021	▲	10.0%	+183

Dispositions by Major Case Category**

Category	Summary	Change	% Change	Absolute Change
Felony	80	▲	+5.3%	+4
Garnishment	126	▼	-0.8%	-1
General Civil	79	▼	-33.6%	-40
Infraction/Civil Violation	1,118	▲	+32.5%	+274
Involuntary Civil Commitments	2	▼	-85.7%	-12
Landlord /Tenant	62	▼	-46.1%	-53
Misdemeanor	371	▼	-1.3%	-5
Other	177	▲	+17.2%	+26

* Compared to same time period as previous year
 2/15/2024 10:07:08AM

** Case Type Categories are defined in the 2017 Virginia Judicial Workload Assessment
 Source: SCV-SQL-Information

CPSS - GCMS CASELOAD STATISTICS OF THE GENERAL DISTRICT COURTS
January 2024 thru January 2024 Dispositions (Compared to January 2023 thru January 2023)

Protective Orders	6	▼	-62.5%	-10
GRAND TOTAL	2,021	▲	10.0%	+183

* Compared to same time period as previous year
2/15/2024 10:07:08AM

** Case Type Categories are defined in the 2017 Virginia Judicial Workload Assessment
Source: SCV-SQL-Information

2024 Overall GRAND TOTAL		Distribution of Caseload			Change*		Percentage (%) of Caseload			
2024	1,685	Criminal	264	16%	-1.9%	▼	-5	Criminal	2023	2024
2023	1,253	Traffic	1,183	70%	66.9%	▲	+474	Traffic	21.5%	15.7%
	+432	Civil	197	12%	-17.9%	▲	-43	Civil	56.6%	70.2%
	34.5%	Civil Commitments	41	2%	17.1%	▲	+6	Civil Commitments	19.2%	11.7%
	▲	GRAND TOTAL	1,685	100%	34.5%	▲	+432	GRAND TOTAL	100%	100%

Dispositions by Division & Code

Division	Case Type Description	Code	Summary	Change	% Change	Absolute Change
Criminal	Misdemeanor	M	171	▲	+2.4%	+4
	Felony	F	56	▲	+5.7%	+3
	Show Cause	SC	19	▼	-24.0%	-6
	Capias	CA	13	▼	-31.6%	-6
	Civil Violation	CV	5	▲	+25.0%	+1
	Motion	MO	0	▼	-100.0%	-1
	Total			264	▼	-1.9%
Traffic	Infraction	I	1,026	▲	+76.9%	+446
	Misdemeanor	M	157	▲	+25.6%	+32
	Restricted Operators License	RL	0	▼	-100.0%	-1
	Show Cause	SC	0	▼	-100.0%	-3
Total			1,183	▲	66.9%	+474
Civil	Warrant in Debt	WD	78	▼	-19.6%	-19
	Unlawful Detainer	UD	39	▲	+11.4%	+4
	Garnishment	GA	34	▼	-24.4%	-11
	Other	OT	22	▼	-8.3%	-2
	Detinue	DT	8	▲	+300.0%	+6
	Bond Forfeiture	BF	5	▲	+66.7%	+2
	Protective Order	PO	4	↔		-
	Show Cause	SC	3	▼	-76.9%	-10
	Preliminary Protective Order	PP	2	▼	-60.0%	-3
	Admin License	AL	1	▼	-66.7%	-2
	Interrogatory	IN	1	▼	-85.7%	-6
	Impoundment	IM	0	▼	-100.0%	-1
	Petition-Restore Arms	PR	0	▼	-100.0%	-1
Total			197	▼	-17.9%	-43
Civil Commitments	Temporary Detention Order	TD	18	▲	+50.0%	+6
	Emergency Custody Order	EC	13	▲	+18.2%	+2
	Mental Commitment	MC	10	▼	-9.1%	-1
	Other	OT	0	▼	-100.0%	-1
Total			41	▲	17.1%	+6
GRAND TOTAL			1,685	▲	34.5%	+432

Dispositions by Major Case Category**

Category	Summary	Change	% Change	Absolute Change
Felony	56	▲	+5.7%	+3
Garnishment	35	▼	-32.7%	-17
General Civil	86	▲	-14.0%	-14
Infraction/Civil Violation	1,031	▲	+76.5%	+447
Involuntary Civil Commitments	0	▼	-100.0%	-1
Landlord /Tenant	39	▲	+11.4%	+4
Misdemeanor	328	▼	+11.9%	+35
Other	104	▼	-17.5%	-22
Protective Orders	6	▼	-33.3%	-3
GRAND TOTAL	1,685	▲	34.5%	+432

* Compared to same time period as previous year
 2/15/2024 10:07:08AM

** Case Type Categories are defined in the 2017 Virginia Judicial Workload Assessment
 Source: SCV-SQL-Information

2024 Overall GRAND TOTAL		Distribution of Caseload			Change*		Percentage (%) of Caseload			
	304	Criminal	53	17%	8.2%	▲	+4	Criminal	2023	2024
	+102 50.5%	Traffic	171	56%	175.8%	▲	+109	Traffic	24.3%	17.4%
2024		Civil	65	21%	-23.5%	▼	-20	Civil	30.7%	56.3%
2023		Civil Commitments	15	5%	150.0%	▲	+9	Civil Commitments	42.1%	21.4%
		GRAND TOTAL	304	100%	50.5%	▲	+102	GRAND TOTAL	100%	100%

Dispositions by Division & Code

Division	Case Type Description	Code	Summary	Change	% Change	Absolute Change
Criminal	Misdemeanor	M	34	▲	+36.0%	+9
	Show Cause	SC	10	▼	-37.5%	-6
	Capias	CA	4	▲	-	+4
	Felony	F	4	▼	-33.3%	-2
	Civil Violation	CV	1	▼	-50.0%	-1
	Total			53	▲	8.2%
Traffic	Infraction	I	127	▲	+164.6%	+79
	Misdemeanor	M	40	▲	+300.0%	+30
	Other	O	2	▲	-	+2
	Show Cause	SC	2	▲	+100.0%	+1
	Civil Violation	CV	0	▼	-100.0%	-1
	Restricted Operators License	RL	0	▼	-100.0%	-2
Total			171	▲	175.8%	+109
Civil	Warrant in Debt	WD	22	▼	-15.4%	-4
	Garnishment	GA	16	▼	-11.1%	-2
	Unlawful Detainer	UD	11	▼	-47.6%	-10
	Other	OT	5	↔	-	-
	Preliminary Protective Order	PP	5	▼	-28.6%	-2
	Protective Order	PO	3	▼	-40.0%	-2
	Admin License	AL	1	▼	-50.0%	-1
	Detinue	DT	1	▲	-	+1
	Tenants Assertion	TA	1	▲	-	+1
	Abstract	AJ	0	▼	-100.0%	-1
Total			65	▼	-23.5%	-20
Civil Commitments	Emergency Custody Order	EC	5	▲	+150.0%	+3
	Mental Commitment	MC	5	▲	-	+5
	Temporary Detention Order	TD	5	▲	+25.0%	+1
	Total			15	▲	150.0%
GRAND TOTAL			304	▲	50.5%	+102

Dispositions by Major Case Category**

Category	Summary	Change	% Change	Absolute Change
Felony	4	▼	-33.3%	-2
Garnishment	16	▼	-11.1%	-2
General Civil	23	▲	-11.5%	-3
Infraction/Civil Violation	130	▲	+154.9%	+79
Landlord /Tenant	12	▲	-42.9%	-9
Misdemeanor	74	▲	+100.0%	+37
Other	37	▲	+19.4%	+6
Protective Orders	8	▼	-33.3%	-4
GRAND TOTAL	304	▲	50.5%	+102

* Compared to same time period as previous year
 2/15/2024 10:07:08AM

** Case Type Categories are defined in the 2017 Virginia Judicial Workload Assessment
 Source: SCV-SQL-Information

2024 Overall GRAND TOTAL		Distribution of Caseload			Change*		Percentage (%) of Caseload		
1,278	+317 33.0%	Criminal	121	9%	-8.3% ▼	-11	Criminal	2023 13.7%	2024 9.5%
2024	↑	Traffic	1,018	80%	42.8% ▲	+305	Traffic	74.2%	79.7%
2023		Civil	120	9%	23.7% ▲	+23	Civil	10.1%	9.4%
		Civil Commitments	19	1%	0.0%	0	Civil Commitments	2.0%	1.5%
		GRAND TOTAL	1,278	100%	33.0% ▲	+317	GRAND TOTAL	100%	100%

Dispositions by Division & Code

Division	Case Type Description	Code	Summary	Change	% Change	Absolute Change
Criminal	Misdemeanor	M	70	▼	-19.5%	-17
	Felony	F	28	▲	+7.7%	+2
	Capias	CA	15	▲	+25.0%	+3
	Show Cause	SC	7	▲	+133.3%	+4
	Civil Violation	CV	1	▼	-75.0%	-3
	Total			121	▼	-8.3%
Traffic	Infraction	I	826	▲	+42.9%	+248
	Misdemeanor	M	179	▲	+35.6%	+47
	Felony	F	4	▲	+100.0%	+2
	Show Cause	SC	4	▲	-	+4
	Civil Violation	CV	3	▲	-	+3
	Capias	CA	2	▲	+100.0%	+1
	Total			1,018	▲	42.8%
Civil	Warrant in Debt	WD	49	▲	+11.4%	+5
	Garnishment	GA	37	▲	+42.3%	+11
	Detinue	DT	8	▲	-	+8
	Unlawful Detainer	UD	8	▼	-27.3%	-3
	Other	OT	6	▼	-14.3%	-1
	Preliminary Protective Order	PP	5	▲	+66.7%	+2
	Protective Order	PO	3	▲	+200.0%	+2
	Abstract	AJ	1	▲	-	+1
	Bond Forfeiture	BF	1	▼	-66.7%	-2
	Cross Claim	CR	1	▲	-	+1
	Motion for Judgment	MJ	1	▲	-	+1
	Admin License	AL	0	▼	-100.0%	-2
	Total			120	▲	23.7%
Civil Commitments	Temporary Detention Order	TD	12	▲	+9.1%	+1
	Emergency Custody Order	EC	7	▼	-12.5%	-1
	Total			19		0.0%
GRAND TOTAL			1,278	▲	33.0%	+317

Dispositions by Major Case Category**

Category	Summary	Change	% Change	Absolute Change
Felony	32	▲	+14.3%	+4
Garnishment	37	▲	+42.3%	+11
General Civil	58	▲	+31.8%	+14
Infraction/Civil Violation	830	▲	+42.6%	+248
Landlord /Tenant	8	▼	-27.3%	-3
Misdemeanor	249	▲	+13.7%	+30
Other	56	▲	+19.1%	+9
Protective Orders	8	▲	+100.0%	+4
GRAND TOTAL	1,278	▲	33.0%	+317

* Compared to same time period as previous year
 2/15/2024 10:07:08AM

** Case Type Categories are defined in the 2017 Virginia Judicial Workload Assessment
 Source: SCV-SQL-Information

2024 Overall GRAND TOTAL		Distribution of Caseload			Change*		Percentage (%) of Caseload		
793	-140 -15.0%	Criminal	219	28%	37.7% ▲	+60	Criminal	2023 17.0%	2024 27.6%
2024		Traffic	482	61%	-21.8% ▼	-134	Traffic	66.0%	60.8%
2023		Civil	55	7%	-53.0% ▼	-62	Civil	12.5%	6.9%
		Civil Commitments	37	5%	-9.8% ▼	-4	Civil Commitments	4.4%	4.7%
		GRAND TOTAL	793	100%	-15.0% ▼	-140	GRAND TOTAL	100%	100%

Dispositions by Division & Code

Division	Case Type Description	Code	Summary	Change	% Change	Absolute Change
Criminal	Misdemeanor	M	108	▲	+21.3%	+19
	Felony	F	69	▲	+53.3%	+24
	Capias	CA	32	▲	+60.0%	+12
	Civil Violation	CV	7	▲	+133.3%	+4
	Show Cause	SC	3	▲	+50.0%	+1
	Total			219	▲	37.7%
Traffic	Infraction	I	410	▼	-20.2%	-104
	Misdemeanor	M	69	▼	-26.6%	-25
	Capias	CA	2	▼	-66.7%	-4
	Felony	F	1	↔		-
	Show Cause	SC	0	▼	-100.0%	-1
	Total			482	▼	-21.8%
Civil	Garnishment	GA	19	▲	+90.0%	+9
	Admin License	AL	6	▲	+100.0%	+3
	Protective Order	PO	6	▲	+200.0%	+4
	Other	OT	5	▼	-54.5%	-6
	Preliminary Protective Order	PP	5	▼	-44.4%	-4
	Bond Forfeiture	BF	4	▼	-60.0%	-6
	Warrant in Debt	WD	4	▼	-81.0%	-17
	Show Cause	SC	2	▲	-	+2
	Unlawful Detainer	UD	2	▼	-95.9%	-47
	Abstract	AJ	1	↔		-
	Restricted Operators License	RL	1	▲	-	+1
	Impoundment	IM	0	▼	-100.0%	-1
	Total			55	▼	-53.0%
Civil Commitments	Mental Commitment	MC	33	▼	-13.2%	-5
	Emergency Custody Order	EC	2	▲	+100.0%	+1
	Temporary Detention Order	TD	2	↔		-
	Total			37	▼	-9.8%
GRAND TOTAL			793	▼	-15.0%	-140

Dispositions by Major Case Category**

Category	Summary	Change	% Change	Absolute Change
Felony	70	▲	+52.2%	+24
Garnishment	19	▲	+90.0%	+9
General Civil	4	▼	-81.0%	-17
Infraction/Civil Violation	417	▲	-19.3%	-100
Landlord /Tenant	2	▼	-95.9%	-47
Misdemeanor	178	▲	-2.7%	-5
Other	92	▲	-4.2%	-4
Protective Orders	11	▲		0
GRAND TOTAL	793	▼	-15.0%	-140

* Compared to same time period as previous year
 2/15/2024 10:07:08AM

** Case Type Categories are defined in the 2017 Virginia Judicial Workload Assessment
 Source: SCV-SQL-Information

2024 Overall GRAND TOTAL		Distribution of Caseload			Change*		Percentage (%) of Caseload																																												
2024	1,797	<table border="1"> <tr><td>Criminal</td><td>150</td><td>8%</td></tr> <tr><td>Traffic</td><td>1,412</td><td>79%</td></tr> <tr><td>Civil</td><td>134</td><td>7%</td></tr> <tr><td>Civil Commitments</td><td>101</td><td>6%</td></tr> <tr><td>GRAND TOTAL</td><td>1,797</td><td>100%</td></tr> </table>	Criminal	150	8%	Traffic	1,412	79%	Civil	134	7%	Civil Commitments	101	6%	GRAND TOTAL	1,797	100%	<table border="1"> <tr><td>76.5%</td><td>▲</td><td>+65</td></tr> <tr><td>22.9%</td><td>▲</td><td>+263</td></tr> <tr><td>30.1%</td><td>▲</td><td>+31</td></tr> <tr><td>0.0%</td><td></td><td>0</td></tr> <tr><td>25.0%</td><td>▲</td><td>+359</td></tr> </table>	76.5%	▲	+65	22.9%	▲	+263	30.1%	▲	+31	0.0%		0	25.0%	▲	+359	<table border="1"> <tr><td>2023</td><td>2024</td></tr> <tr><td>Criminal</td><td>5.9%</td><td>8.3%</td></tr> <tr><td>Traffic</td><td>79.9%</td><td>78.6%</td></tr> <tr><td>Civil</td><td>7.2%</td><td>7.5%</td></tr> <tr><td>Civil Commitments</td><td>7.0%</td><td>5.6%</td></tr> <tr><td>GRAND TOTAL</td><td>100%</td><td>100%</td></tr> </table>	2023	2024	Criminal	5.9%	8.3%	Traffic	79.9%	78.6%	Civil	7.2%	7.5%	Civil Commitments	7.0%	5.6%	GRAND TOTAL	100%	100%
Criminal	150		8%																																																
Traffic	1,412		79%																																																
Civil	134		7%																																																
Civil Commitments	101		6%																																																
GRAND TOTAL	1,797	100%																																																	
76.5%	▲	+65																																																	
22.9%	▲	+263																																																	
30.1%	▲	+31																																																	
0.0%		0																																																	
25.0%	▲	+359																																																	
2023	2024																																																		
Criminal	5.9%	8.3%																																																	
Traffic	79.9%	78.6%																																																	
Civil	7.2%	7.5%																																																	
Civil Commitments	7.0%	5.6%																																																	
GRAND TOTAL	100%	100%																																																	
2023																																																			
	+359																																																		
	25.0%																																																		
	↑																																																		

Dispositions by Division & Code

Division	Case Type Description	Code	Summary	Change	% Change	Absolute Change	
Criminal	Misdemeanor	M	93	▲	+69.1%	+38	
	Felony	F	25	▲	+66.7%	+10	
	Capias	CA	21	▲	+162.5%	+13	
	Civil Violation	CV	6	▲	+100.0%	+3	
	Show Cause	SC	5	▲	+25.0%	+1	
	Total			150	▲	76.5%	+65
Traffic	Infraction	I	1,019	▲	+15.4%	+136	
	Misdemeanor	M	378	▲	+48.8%	+124	
	Capias	CA	12	▲	+71.4%	+5	
	Felony	F	2	▲	-	+2	
	Civil Violation	CV	1	▲	-	+1	
	Show Cause	SC	0	▼	-100.0%	-5	
	Total			1,412	▲	22.9%	+263
Civil	Garnishment	GA	65	▲	+306.3%	+49	
	Warrant in Debt	WD	27	▼	-50.9%	-28	
	Other	OT	17	▲	+70.0%	+7	
	Unlawful Detainer	UD	9	▼	-30.8%	-4	
	Preliminary Protective Order	PP	6	▲	+100.0%	+3	
	Detinue	DT	2	↔	-	-	
	Impoundment	IM	2	▲	+100.0%	+1	
	Protective Order	PO	2	▲	-	+2	
	Show Cause	SC	2	▲	-	+2	
	Abstract	AJ	1	↔	-	-	
	Admin License	AL	1	↔	-	-	
	Petition-Restore Arms	PR	0	▼	-100.0%	-1	
	Total			134	▲	30.1%	+31
	Civil Commitments	Mental Commitment	MC	88	▲	+20.5%	+15
Other		OT	6	▼	-40.0%	-4	
Temporary Detention Order		TD	4	▼	-63.6%	-7	
Emergency Custody Order		EC	3	▼	-57.1%	-4	
Total				101		0.0%	0
GRAND TOTAL			1,797	▲	25.0%	+359	

Dispositions by Major Case Category**

Category	Summary	Change	% Change	Absolute Change	
Felony	27	▲	+80.0%	+12	
Garnishment	65	▲	+306.3%	+49	
General Civil	29	▼	-50.0%	-29	
Infraction/Civil Violation	1,026	▲	+15.8%	+140	
Involuntary Civil Commitments	6	▼	-40.0%	-4	
Landlord /Tenant	9	▼	-30.8%	-4	
Misdemeanor	471	▲	+52.4%	+162	
Other	156	▲	+21.9%	+28	
Protective Orders	8	▲	+166.7%	+5	
GRAND TOTAL		1,797	▲	25.0%	+359

* Compared to same time period as previous year
 2/15/2024 10:07:08AM

** Case Type Categories are defined in the 2017 Virginia Judicial Workload Assessment
 Source: SCV-SQL-Information

2024 Overall GRAND TOTAL		Distribution of Caseload		Change*		Percentage (%) of Caseload			
1,237	-615 -33.2%	Criminal	166	13%	-29.4%	-69	Criminal	2023 12.7%	2024 13.4%
2024		Traffic	796	64%	-41.0%	-553	Traffic	72.8%	64.3%
2023		Civil	244	20%	0.0%	0	Civil	13.2%	19.7%
		Civil Commitments	31	3%	29.2%	+7	Civil Commitments	1.3%	2.5%
		GRAND TOTAL	1,237	100%	-33.2%	-615	GRAND TOTAL	100%	100%

Dispositions by Division & Code

Division	Case Type Description	Code	Summary	Change	% Change	Absolute Change
Criminal	Misdemeanor	M	90	▼	-21.7%	-25
	Felony	F	51	▼	-25.0%	-17
	Capias	CA	15	▼	-53.1%	-17
	Show Cause	SC	8	▼	-50.0%	-8
	Civil Violation	CV	2	▼	-50.0%	-2
	Total			166	▼	-29.4%
Traffic	Infraction	I	667	▼	-42.5%	-493
	Misdemeanor	M	122	▼	-32.6%	-59
	Capias	CA	4	▲	-	+4
	Felony	F	2	▼	-66.7%	-4
	Show Cause	SC	1	↔	-	-
	Civil Violation	CV	0	▼	-100.0%	-1
	Total			796	▼	-41.0%
Civil	Warrant in Debt	WD	108	▼	-6.1%	-7
	Garnishment	GA	88	▲	+39.7%	+25
	Unlawful Detainer	UD	17	▼	-5.6%	-1
	Other	OT	15	▲	-11.8%	-2
	Protective Order	PO	5	▲	+25.0%	+1
	Preliminary Protective Order	PP	4	▼	-66.7%	-8
	Admin License	AL	3	▼	-50.0%	-3
	Impoundment	IM	3	▲	-	+3
	Abstract	AJ	1	▼	-50.0%	-1
	Bond Forfeiture	BF	0	▼	-100.0%	-1
	Detinue	DT	0	▼	-100.0%	-3
	Interrogatory	IN	0	▼	-100.0%	-1
	Overweight	OC	0	▼	-100.0%	-1
	Show Cause	SC	0	▼	-100.0%	-1
	Total			244		0.0%
Civil Commitments	Temporary Detention Order	TD	19	▲	+58.3%	+7
	Emergency Custody Order	EC	12	↔	-	-
	Total			31	▲	29.2%
GRAND TOTAL			1,237	▼	-33.2%	-615

Dispositions by Major Case Category**

Category	Summary	Change	% Change	Absolute Change
Felony	53	▼	-28.4%	-21
Garnishment	88	▼	+37.5%	+24
General Civil	110	▲	-6.8%	-8
Infraction/Civil Violation	669	▼	-42.6%	-497
Landlord /Tenant	17	▼	-5.6%	-1
Misdemeanor	212	▼	-28.4%	-84
Other	79	▲	-21.0%	-21
Protective Orders	9	▼	-43.8%	-7
GRAND TOTAL	1,237	▼	-33.2%	-615

* Compared to same time period as previous year
 2/15/2024 10:07:08AM

** Case Type Categories are defined in the 2017 Virginia Judicial Workload Assessment
 Source: SCV-SQL-Information

2024 Overall GRAND TOTAL		Distribution of Caseload			Change*		Percentage (%) of Caseload		
<p>457 +67 17.2%</p> <p>2024 ↑</p> <p>2023 </p>		Criminal	85	19%	2.4% ▲	+2	Criminal	2023	2024
		Traffic	212	46%	8.2% ▲	+16	Traffic	50.3%	46.4%
		Civil	157	34%	49.5% ▲	+52	Civil	26.9%	34.4%
		Civil Commitments	3	1%	-50.0% ▼	-3	Civil Commitments	1.5%	0.7%
		GRAND TOTAL	457	100%	17.2% ▲	+67	GRAND TOTAL	100%	100%

Dispositions by Division & Code

Division	Case Type Description	Code	Summary	Change	% Change	Absolute Change
Criminal	Misdemeanor	M	37	▼	-22.9%	-11
	Felony	F	18	▼	-28.0%	-7
	Show Cause	SC	16	▲	+433.3%	+13
	Capias	CA	12	▲	+71.4%	+5
	Civil Violation	CV	2	▲	-	+2
	Total			85	▲	2.4%
Traffic	Infraction	I	112	▼	-30.9%	-50
	Show Cause	SC	66	▲	+6,500.0%	+65
	Misdemeanor	M	28	▲	+12.0%	+3
	Capias	CA	6	↔	-	-
	Felony	F	0	▼	-100.0%	-2
	Total			212	▲	8.2%
Civil	Warrant in Debt	WD	108	▲	+120.4%	+59
	Garnishment	GA	25	▼	-3.8%	-1
	Other	OT	11	▼	-	-
	Preliminary Protective Order	PP	4	▼	-42.9%	-3
	Bond Forfeiture	BF	3	▲	+50.0%	+1
	Unlawful Detainer	UD	3	▼	-40.0%	-2
	Abstract	AJ	1	▲	-	+1
	Detinue	DT	1	↔	-	-
	Impoundment	IM	1	▲	-	+1
	Admin License	AL	0	▼	-100.0%	-1
	Protective Order	PO	0	▼	-100.0%	-2
	Show Cause	SC	0	▼	-100.0%	-1
	Total			157	▲	49.5%
Civil Commitments	Temporary Detention Order	TD	2	↔	-	-
	Emergency Custody Order	EC	1	▼	-75.0%	-3
	Total		3	▼	-50.0%	-3
GRAND TOTAL			457	▲	17.2%	+67

Dispositions by Major Case Category**

Category	Summary	Change	% Change	Absolute Change	
Felony	18	▼	-33.3%	-9	
Garnishment	25	▼	-3.8%	-1	
General Civil	109	▲	+113.7%	+58	
Infraction/Civil Violation	114	▲	-29.6%	-48	
Landlord /Tenant	3	▼	-40.0%	-2	
Misdemeanor	65	▼	-11.0%	-8	
Other	119	▲	+221.6%	+82	
Protective Orders	4	▼	-55.6%	-5	
GRAND TOTAL		457	▲	17.2%	+67

* Compared to same time period as previous year
 2/15/2024 10:07:08AM

** Case Type Categories are defined in the 2017 Virginia Judicial Workload Assessment
 Source: SCV-SQL-Information

2024 Overall GRAND TOTAL		Distribution of Caseload		Change*		Percentage (%) of Caseload			
131	-178 -57.6%	Criminal	53	40%	-32.1% ▼	-25	Criminal	2023 25.2%	2024 40.5%
2024		Traffic	40	31%	-75.5% ▼	-123	Traffic	52.8%	30.5%
2023		Civil	17	13%	-66.7% ▼	-34	Civil	16.5%	13.0%
		Civil Commitments	21	16%	23.5% ▲	+4	Civil Commitments	5.5%	16.0%
		GRAND TOTAL	131	100%	-57.6% ▼	-178	GRAND TOTAL	100%	100%

Dispositions by Division & Code

Division	Case Type Description	Code	Summary	Change	% Change	Absolute Change
Criminal	Misdemeanor	M	24	▼	-54.7%	-29
	Felony	F	18	▲	+5.9%	+1
	Capias	CA	9	▲	+125.0%	+5
	Show Cause	SC	2	▲	+100.0%	+1
	Civil Violation	CV	0	▼	-100.0%	-2
	Restricted Operators License	RL	0	▼	-100.0%	-1
	Total			53	▼	-32.1%
Traffic	Infraction	I	30	▼	-77.3%	-102
	Misdemeanor	M	8	▼	-74.2%	-23
	Capias	CA	2	▲	-	+2
	Total		40	▼	-75.5%	-123
Civil	Garnishment	GA	11	▲	+10.0%	+1
	Other	OT	3	▼	-	-
	Warrant in Debt	WD	2	▼	-93.8%	-30
	Impoundment	IM	1	▼	-50.0%	-1
	Show Cause	SC	0	▼	-100.0%	-3
	Unlawful Detainer	UD	0	▼	-100.0%	-1
	Total		17	▼	-66.7%	-34
Civil Commitments	Mental Commitment	MC	11	▲	+22.2%	+2
	Temporary Detention Order	TD	6	↔	-	-
	Emergency Custody Order	EC	2	↔	-	-
	Other	OT	2	▲	-	+2
	Total		21	▲	23.5%	+4
GRAND TOTAL			131	▼	-57.6%	-178

Dispositions by Major Case Category**

Category	Summary	Change	% Change	Absolute Change
Felony	18	▲	+5.9%	+1
Garnishment	11	▲	+10.0%	+1
General Civil	2	▼	-93.9%	-31
Infraction/Civil Violation	30	▼	-77.6%	-104
Involuntary Civil Commitments	2	▲	-	+2
Landlord /Tenant	0	▼	-100.0%	-1
Misdemeanor	32	▼	-62.4%	-53
Other	36	▲	+24.1%	+7
GRAND TOTAL	131	▼	-57.6%	-178

* Compared to same time period as previous year
 2/15/2024 10:07:08AM

** Case Type Categories are defined in the 2017 Virginia Judicial Workload Assessment
 Source: SCV-SQL-Information

2024 Overall GRAND TOTAL		Distribution of Caseload			Change*		Percentage (%) of Caseload			
437	-85 -16.3%	Criminal	128	29%	-15.8%	▼	-24	Criminal	2023 29.1%	2024 29.3%
2024		Traffic	230	53%	-17.0%	▼	-47	Traffic	53.1%	52.6%
2023		Civil	48	11%	-20.0%	▼	-12	Civil	11.5%	11.0%
		Civil Commitments	31	7%	-6.1%	▼	-2	Civil Commitments	6.3%	7.1%
		GRAND TOTAL	437	100%	-16.3%	▼	-85	GRAND TOTAL	100%	100%

Dispositions by Division & Code

Division	Case Type Description	Code	Summary	Change	% Change	Absolute Change
Criminal	Felony	F	49	▼	-7.5%	-4
	Misdemeanor	M	40	▼	-29.8%	-17
	Show Cause	SC	21	▼	-16.0%	-4
	Capias	CA	17	▲	+54.5%	+6
	Civil Violation	CV	1	▼	-83.3%	-5
	Total			128	▼	-15.8%
Traffic	Infraction	I	132	▼	-17.5%	-28
	Show Cause	SC	49	▼	-30.0%	-21
	Misdemeanor	M	42	▲	+27.3%	+9
	Capias	CA	5	▼	-28.6%	-2
	Felony	F	2	▼	-50.0%	-2
	Civil Violation	CV	0	▼	-100.0%	-2
	Restricted Operators License	RL	0	▼	-100.0%	-1
	Total			230	▼	-17.0%
Civil	Garnishment	GA	25	▲	+38.9%	+7
	Other	OT	8	▲	+33.3%	+2
	Bond Forfeiture	BF	6	▼	-40.0%	-4
	Preliminary Protective Order	PP	4	↔		-
	Warrant in Debt	WD	4	▼	-66.7%	-8
	Motion for Judgment	MJ	1	▲	-	+1
	Abstract	AJ	0	▼	-100.0%	-1
	Detinue	DT	0	▼	-100.0%	-1
	Impoundment	IM	0	▼	-100.0%	-1
	Protective Order	PO	0	▼	-100.0%	-1
	Unlawful Detainer	UD	0	▼	-100.0%	-6
	Total			48	▼	-20.0%
Civil Commitments	Mental Commitment	MC	23	▼	-11.5%	-3
	Emergency Custody Order	EC	4	↔		-
	Temporary Detention Order	TD	3	▲	+50.0%	+1
	Other	OT	1	↔		-
	Total			31	▼	-6.1%
GRAND TOTAL			437	▼	-16.3%	-85

Dispositions by Major Case Category**

Category	Summary	Change	% Change	Absolute Change
Felony	51	▼	-10.5%	-6
Garnishment	25	▲	+38.9%	+7
General Civil	5	▲	-61.5%	-8
Infraction/Civil Violation	133	▼	-20.8%	-35
Involuntary Civil Commitments	1	↔		0
Landlord /Tenant	0	▼	-100.0%	-6
Misdemeanor	82	▼	-9.9%	-9
Other	136	▼	-16.6%	-27
Protective Orders	4	▼	-20.0%	-1
GRAND TOTAL	437	▼	-16.3%	-85

* Compared to same time period as previous year
 2/15/2024 10:07:08AM

** Case Type Categories are defined in the 2017 Virginia Judicial Workload Assessment
 Source: SCV-SQL-Information

2024 Overall GRAND TOTAL		Distribution of Caseload			Change*		Percentage (%) of Caseload			
820	-204 -19.9%	Criminal	267	33%	-13.9%	▼	-43	Criminal	2023 30.3%	2024 32.6%
2024		Traffic	439	54%	-26.0%	▼	-154	Traffic	57.9%	53.5%
2023		Civil	108	13%	-0.9%	▼	-1	Civil	10.6%	13.2%
		Civil Commitments	6	1%	-50.0%	▼	-6	Civil Commitments	1.2%	0.7%
		GRAND TOTAL	820	100%	-19.9%	▼	-204	GRAND TOTAL	100%	100%

Dispositions by Division & Code

Division	Case Type Description	Code	Summary	Change	% Change	Absolute Change
Criminal	Misdemeanor	M	168	▲	+1.2%	+2
	Felony	F	52	▼	-42.9%	-39
	Capias	CA	36	▲	+5.9%	+2
	Civil Violation	CV	7	▼	-50.0%	-7
	Show Cause	SC	4	▼	-20.0%	-1
	Total			267	▼	-13.9%
Traffic	Infraction	I	347	▼	-27.7%	-133
	Misdemeanor	M	83	▼	-18.6%	-19
	Capias	CA	7	↔	-	-
	Felony	F	1	▲	-	+1
	Show Cause	SC	1	▼	-75.0%	-3
	Total			439	▼	-26.0%
Civil	Garnishment	GA	27	▲	+3.8%	+1
	Unlawful Detainer	UD	24	▲	+14.3%	+3
	Other	OT	19	▲	+26.7%	+4
	Warrant in Debt	WD	12	▲	+71.4%	+5
	Preliminary Protective Order	PP	8	▲	+33.3%	+2
	Detinue	DT	6	▼	-25.0%	-2
	Protective Order	PO	5	▲	-	+5
	Bond Forfeiture	BF	4	▼	-73.3%	-11
	Abstract	AJ	2	↔	-	-
	Impoundment	IM	1	▼	-85.7%	-6
	Admin License	AL	0	▼	-100.0%	-1
	Petition-Restore Arms	PR	0	▼	-100.0%	-1
	Total			108	▼	-0.9%
Civil Commitments	Temporary Detention Order	TD	5	▼	-44.4%	-4
	Emergency Custody Order	EC	1	▼	-50.0%	-1
	Mental Commitment	MC	0	▼	-100.0%	-1
	Total			6	▼	-50.0%
GRAND TOTAL			820	▼	-19.9%	-204

Dispositions by Major Case Category**

Category	Summary	Change	% Change	Absolute Change
Felony	53	▲	-41.8%	-38
Garnishment	27	▲	+3.8%	+1
General Civil	20	▼	+11.1%	+2
Infraction/Civil Violation	354	▼	-28.3%	-140
Landlord /Tenant	24	▲	+14.3%	+3
Misdemeanor	251	▼	-6.3%	-17
Other	78	▼	-22.0%	-22
Protective Orders	13	▲	+116.7%	+7
GRAND TOTAL	820	▼	-19.9%	-204

* Compared to same time period as previous year
 2/15/2024 10:07:08AM

** Case Type Categories are defined in the 2017 Virginia Judicial Workload Assessment
 Source: SCV-SQL-Information

2024 Overall GRAND TOTAL		Distribution of Caseload			Change*		Percentage (%) of Caseload			
406	-5 -1.2%	Criminal	48	12%	-58.3%	▼	-67	Criminal	2023 28.0%	2024 11.8%
2024		Traffic	295	73%	28.3%	▲	+65	Traffic	56.0%	72.7%
2023		Civil	58	14%	1.8%	▲	+1	Civil	13.9%	14.3%
		Civil Commitments	5	1%	-44.4%	▼	-4	Civil Commitments	2.2%	1.2%
		GRAND TOTAL	406	100%	-1.2%	▼	-5	GRAND TOTAL	100%	100%

Dispositions by Division & Code

Division	Case Type Description	Code	Summary	Change	% Change	Absolute Change
Criminal	Misdemeanor	M	27	▼	-38.6%	-17
	Felony	F	15	▼	-71.2%	-37
	Show Cause	SC	3	▼	-50.0%	-3
	Capias	CA	2	▼	-77.8%	-7
	Civil Violation	CV	1	▼	-75.0%	-3
	Total			48	▼	-58.3%
Traffic	Infraction	I	254	▲	+34.4%	+65
	Misdemeanor	M	39	▲	+8.3%	+3
	Capias	CA	1	▼	-50.0%	-1
	Felony	F	1	▲	-	+1
	Show Cause	SC	0	▼	-100.0%	-3
	Total			295	▲	28.3%
Civil	Garnishment	GA	19	▼	-26.9%	-7
	Other	OT	10	▲	+100.0%	+5
	Warrant in Debt	WD	10	▲	+42.9%	+3
	Preliminary Protective Order	PP	6	▲	+200.0%	+4
	Unlawful Detainer	UD	5	▼	-37.5%	-3
	Protective Order	PO	3	▼	-40.0%	-2
	Impoundment	IM	2	▲	-	+2
	Show Cause	SC	2	▲	-	+2
	Interrogatory	IN	1	▲	-	+1
	Detinue	DT	0	▼	-100.0%	-2
	Motion for Judgment	MJ	0	▼	-100.0%	-1
	Overweight	OC	0	▼	-100.0%	-1
	Total			58	▲	1.8%
Civil Commitments	Emergency Custody Order	EC	4	▼	-33.3%	-2
	Temporary Detention Order	TD	1	▼	-66.7%	-2
	Total		5	▼	-44.4%	-4
GRAND TOTAL			406	▼	-1.2%	-5

Dispositions by Major Case Category**

Category	Summary	Change	% Change	Absolute Change
Felony	16	▲	-69.2%	-36
Garnishment	20	▲	-23.1%	-6
General Civil	12	▼	+9.1%	+1
Infraction/Civil Violation	255	▼	+31.4%	+61
Landlord /Tenant	5	▼	-37.5%	-3
Misdemeanor	66	▼	-17.5%	-14
Other	23	▲	-30.3%	-10
Protective Orders	9	▲	+28.6%	+2
GRAND TOTAL	406	▼	-1.2%	-5

* Compared to same time period as previous year
 2/15/2024 10:07:08AM

** Case Type Categories are defined in the 2017 Virginia Judicial Workload Assessment
 Source: SCV-SQL-Information

2024 Overall GRAND TOTAL		Distribution of Caseload			Change*		Percentage (%) of Caseload			
383	-65 -14.5%	Criminal	93	24%	-23.8%	▼	-29	Criminal	2023 27.2%	2024 24.3%
2024		Traffic	260	68%	-6.1%	▼	-17	Traffic	61.8%	67.9%
2023		Civil	28	7%	-40.4%	▼	-19	Civil	10.5%	7.3%
		Civil Commitments	2	1%	0.0%	↔	0	Civil Commitments	0.4%	0.5%
		GRAND TOTAL	383	100%	-14.5%	▼	-65	GRAND TOTAL	100%	100%

Dispositions by Division & Code

Division	Case Type Description	Code	Summary	Change	% Change	Absolute Change
Criminal	Misdemeanor	M	49	▼	-21.0%	-13
	Felony	F	36	▼	-18.2%	-8
	Capias	CA	6	▼	-25.0%	-2
	Civil Violation	CV	1	↔		-
	Show Cause	SC	1	▼	-85.7%	-6
	Total			93	▼	-23.8%
Traffic	Infraction	I	208	▼	-3.7%	-8
	Misdemeanor	M	49	▼	-15.5%	-9
	Felony	F	3	▲	+200.0%	+2
	Capias	CA	0	▼	-100.0%	-1
	Show Cause	SC	0	▼	-100.0%	-1
	Total			260	▼	-6.1%
Civil	Garnishment	GA	11	▼	-38.9%	-7
	Other	OT	5	▲	+25.0%	+1
	Warrant in Debt	WD	4	▼	-73.3%	-11
	Preliminary Protective Order	PP	3	↔		-
	Abstract	AJ	1	▲	-	+1
	Admin License	AL	1	↔		-
	Detinue	DT	1	▲	-	+1
	Protective Order	PO	1	↔		-
	Restricted Operators License	RL	1	▲	-	+1
	Show Cause	SC	0	▼	-100.0%	-1
	Unlawful Detainer	UD	0	▼	-100.0%	-4
Total			28	▼	-40.4%	-19
Civil Commitments	Emergency Custody Order	EC	1	↔		-
	Temporary Detention Order	TD	1	↔		-
	Total		2		0.0%	0
GRAND TOTAL			383	▼	-14.5%	-65

Dispositions by Major Case Category**

Category	Summary	Change	% Change	Absolute Change
Felony	39	▲	-13.3%	-6
Garnishment	11	▼	-38.9%	-7
General Civil	5	▲	-66.7%	-10
Infraction/Civil Violation	209	▼	-3.7%	-8
Landlord /Tenant	0	▼	-100.0%	-4
Misdemeanor	99	▲	-17.5%	-21
Other	16	▲	-36.0%	-9
Protective Orders	4	↔		0
GRAND TOTAL	383	▼	-14.5%	-65

* Compared to same time period as previous year
 2/15/2024 10:07:08AM

** Case Type Categories are defined in the 2017 Virginia Judicial Workload Assessment
 Source: SCV-SQL-Information

2024 Overall GRAND TOTAL		Distribution of Caseload			Change*		Percentage (%) of Caseload		
982	-87 -8.1%	Criminal	306	31%	6.6% ▲	+19	Criminal	2023 26.8%	2024 31.2%
2024		Traffic	527	54%	-11.1% ▼	-66	Traffic	55.5%	53.7%
2023		Civil	148	15%	-20.4% ▼	-38	Civil	17.4%	15.1%
		Civil Commitments	1	0%	-66.7% ▼	-2	Civil Commitments	0.3%	0.1%
		GRAND TOTAL	982	100%	-8.1% ▼	-87	GRAND TOTAL	100%	100%

Dispositions by Division & Code

Division	Case Type Description	Code	Summary	Change	% Change	Absolute Change
Criminal	Misdemeanor	M	205	▲	+14.5%	+26
	Felony	F	42	▼	-14.3%	-7
	Capias	CA	30	▼	-11.8%	-4
	Show Cause	SC	25	▲	+66.7%	+10
	Civil Violation	CV	4	▼	-60.0%	-6
	Total			306	▲	6.6%
Traffic	Infraction	I	397	▲	+0.5%	+2
	Misdemeanor	M	116	▼	-35.6%	-64
	Capias	CA	7	▼	-22.2%	-2
	Show Cause	SC	5	▼	-28.6%	-2
	Civil Violation	CV	1	↔		-
	Felony	F	1	↔		-
Total			527	▼	-11.1%	-66
Civil	Warrant in Debt	WD	44	▼	-12.0%	-6
	Garnishment	GA	41	▼	-12.8%	-6
	Other	OT	29	▼	-6.5%	-2
	Unlawful Detainer	UD	20	▼	-28.6%	-8
	Detinue	DT	4	▲	+100.0%	+2
	Bond Forfeiture	BF	3	▲	+50.0%	+1
	Preliminary Protective Order	PP	3	▼	-25.0%	-1
	Impoundment	IM	1	↔		-
	Motion for Judgment	MJ	1	▼	-75.0%	-3
	Protective Order	PO	1	▼	-66.7%	-2
	Restricted Operators License	RL	1	▲	-	+1
	Admin License	AL	0	▼	-100.0%	-1
	Capias	CA	0	▼	-100.0%	-6
	Petition-Restore Arms	PR	0	▼	-100.0%	-1
	Show Cause	SC	0	▼	-100.0%	-6
Total			148	▼	-20.4%	-38
Civil Commitments	Other	OT	1	▲	-	+1
	Mental Commitment	MC	0	▼	-100.0%	-3
Total			1	▼	-66.7%	-2
GRAND TOTAL			982	▼	-8.1%	-87

Dispositions by Major Case Category**

Category	Summary	Change	% Change	Absolute Change
Felony	43	▼	-14.0%	-7
Garnishment	41	▼	-12.8%	-6
General Civil	50	▼	-28.6%	-20
Infraction/Civil Violation	402	▼	-1.0%	-4
Involuntary Civil Commitments	1	▲	-	+1
Landlord /Tenant	20	▼	-28.6%	-8
Misdemeanor	322	▲	-10.3%	-37
Other	99	▼	-2.9%	-3
Protective Orders	4	▼	-42.9%	-3
GRAND TOTAL	982	▼	-8.1%	-87

* Compared to same time period as previous year
 2/15/2024 10:07:08AM

** Case Type Categories are defined in the 2017 Virginia Judicial Workload Assessment
 Source: SCV-SQL-Information

2024 Overall GRAND TOTAL		Distribution of Caseload			Change*		Percentage (%) of Caseload		
9,840	+1,026 11.6%	Criminal	1,916	19%	42.7% ▲	+573	Criminal	2023 15.2%	2024 19.5%
2024	↑	Traffic	5,480	56%	7.1% ▲	+365	Traffic	58.0%	55.7%
2023		Civil	2,354	24%	4.7% ▲	+105	Civil	25.5%	23.9%
		Civil Commitments	90	1%	-15.9% ▼	-17	Civil Commitments	1.2%	0.9%
		GRAND TOTAL	9,840	100%	11.6% ▲	+1,026	GRAND TOTAL	100%	100%

Dispositions by Division & Code

Division	Case Type Description	Code	Summary	Change	% Change	Absolute Change
Criminal	Misdemeanor	M	909	▲	+21.4%	+160
	Felony	F	456	▲	+45.7%	+143
	Capias	CA	415	▲	+148.5%	+248
	Show Cause	SC	85	▲	+9.0%	+7
	Civil Violation	CV	51	▲	+41.7%	+15
	Total			1,916	▲	42.7%
Traffic	Infraction	I	4,532	▲	+8.7%	+361
	Misdemeanor	M	893	▲	+1.0%	+9
	Capias	CA	22	▲	+100.0%	+11
	Felony	F	12	▼	-7.7%	-1
	Civil Violation	CV	10	▲	+66.7%	+4
	Show Cause	SC	6	▼	-14.3%	-1
	Restricted Operators License	RL	3	▲	+200.0%	+2
	Other	O	2	▼	-90.9%	-20
	Total			5,480	▲	7.1%
Civil	Warrant in Debt	WD	905	▼	-3.7%	-35
	Garnishment	GA	611	▼	-2.2%	-14
	Unlawful Detainer	UD	473	▲	+74.5%	+202
	Admin License	AL	81	▼	-5.8%	-5
	Other	OT	60	▲	+66.7%	+24
	Zoning Violation	ZO	59	▼	-33.7%	-30
	Preliminary Protective Order	PP	34	▲	+3.0%	+1
	Protective Order	PO	31	▲	+55.0%	+11
	Interrogatory	IN	24	▼	-46.7%	-21
	Show Cause	SC	23	▼	-54.9%	-28
	Abstract	AJ	19	▲	+35.7%	+5
	Impoundment	IM	12	▲	+9.1%	+1
	Counter Claim	CC	5	▲	+150.0%	+3
	Tenants Assertion	TA	5	▲	+66.7%	+2
	Motion for Judgment	MJ	4	▲	+33.3%	+1
	Overweight	OC	3	▲	+200.0%	+2
	Detinue	DT	2	▼	-83.3%	-10
	Capias	CA	1	▼	-75.0%	-3
	Motor Carrier	MC	1	▲	-	+1
	Petition-Restore Arms	PR	1	▲	-	+1
	Bond Forfeiture	BF	0	▼	-100.0%	-1
Third Party Claim	TH	0	▼	-100.0%	-2	
Total			2,354	▲	4.7%	+105
Civil Commitments	Mental Commitment	MC	36	▼	-10.0%	-4
	Temporary Detention Order	TD	35	▼	-25.5%	-12
	Emergency Custody Order	EC	14	▼	-30.0%	-6
	Petition	PT	5	▲	-	+5
Total			90	▼	-15.9%	-17
GRAND TOTAL			9,840	▲	11.6%	+1,026

* Compared to same time period as previous year
 2/15/2024 10:07:08AM

** Case Type Categories are defined in the 2017 Virginia Judicial Workload Assessment
 Source: SCV-SQL-Information

Dispositions by Major Case Category**

Category	Summary	Change	% Change	Absolute Change
Felony	468	▲	+43.6%	+142
Garnishment	635	▼	-5.2%	-35
General Civil	946	▲	-1.9%	-18
Infraction/Civil Violation	4,599	▲	+8.6%	+363
Involuntary Civil Commitments	5	▲	-	+5
Landlord /Tenant	478	▲	+74.5%	+204
Misdemeanor	1,864	▲	+8.2%	+141
Other	780	▲	+37.3%	+212
Protective Orders	65	▲	+22.6%	+12
GRAND TOTAL	9,840	▲	11.6%	+1,026

* Compared to same time period as previous year
 2/15/2024 10:07:08AM

** Case Type Categories are defined in the 2017 Virginia Judicial Workload Assessment
 Source: SCV-SQL-Information

2024 Overall GRAND TOTAL		Distribution of Caseload			Change*		Percentage (%) of Caseload		
1,247	+274 28.2%	Criminal	113	9%	4.6% ▲	+5	Criminal	2023 11.1%	2024 9.1%
2024	↑	Traffic	885	71%	37.2% ▲	+240	Traffic	66.3%	71.0%
2023		Civil	236	19%	9.8% ▲	+21	Civil	22.1%	18.9%
		Civil Commitments	13	1%	160.0% ▲	+8	Civil Commitments	0.5%	1.0%
		GRAND TOTAL	1,247	100%	28.2% ▲	+274	GRAND TOTAL	100%	100%

Dispositions by Division & Code

Division	Case Type Description	Code	Summary	Change	% Change	Absolute Change	
Criminal	Misdemeanor	M	73	▲	+58.7%	+27	
	Felony	F	17	▼	-62.2%	-28	
	Show Cause	SC	11	▲	+22.2%	+2	
	Capias	CA	9	▲	+50.0%	+3	
	Civil Violation	CV	3	▲	+50.0%	+1	
	Total			113	▲	4.6%	+5
Traffic	Infraction	I	662	▲	+29.0%	+149	
	Misdemeanor	M	214	▲	+75.4%	+92	
	Capias	CA	5	↔	-	-	
	Felony	F	3	▲	+200.0%	+2	
	Show Cause	SC	1	▼	-66.7%	-2	
	Civil Violation	CV	0	▼	-100.0%	-1	
	Total			885	▲	37.2%	+240
Civil	Warrant in Debt	WD	107	▲	+15.1%	+14	
	Garnishment	GA	77	▲	+10.0%	+7	
	Unlawful Detainer	UD	14	▲	+7.7%	+1	
	Other	OT	10	↔	-	-	
	Detinue	DT	9	▼	-40.0%	-6	
	Preliminary Protective Order	PP	7	↔	-	-	
	Protective Order	PO	7	↔	-	-	
	Admin License	AL	1	▲	-	+1	
	Impoundment	IM	1	▲	-	+1	
	Motion for Judgment	MJ	1	▲	-	+1	
	Overweight	OC	1	▲	-	+1	
	Third Party Claim	TH	1	▲	-	+1	
	Total			236	▲	9.8%	+21
	Civil Commitments	Temporary Detention Order	TD	10	▲	+100.0%	+5
Emergency Custody Order		EC	3	▲	-	+3	
Total			13	▲	160.0%	+8	
GRAND TOTAL			1,247	▲	28.2%	+274	

Dispositions by Major Case Category**

Category	Summary	Change	% Change	Absolute Change
Felony	20	▲	-56.5%	-26
Garnishment	77	▲	+10.0%	+7
General Civil	118	▲	+8.3%	+9
Infraction/Civil Violation	666	▲	+29.1%	+150
Landlord /Tenant	14	▲	+7.7%	+1
Misdemeanor	287	▲	+70.8%	+119
Other	51	▲	+37.8%	+14
Protective Orders	14	↔	-	0
GRAND TOTAL	1,247	▲	28.2%	+274

* Compared to same time period as previous year
 2/15/2024 10:07:08AM

** Case Type Categories are defined in the 2017 Virginia Judicial Workload Assessment
 Source: SCV-SQL-Information

2024 Overall GRAND TOTAL		Distribution of Caseload			Change*		Percentage (%) of Caseload			
2,357	+375 18.9%	Criminal	67	3%	-11.8%	▼	-9	Criminal	2023 3.8%	2024 2.8%
2024	↑	Traffic	2,201	93%	18.3%	▲	+341	Traffic	93.8%	93.4%
2023		Civil	89	4%	102.3%	▲	+45	Civil	2.2%	3.8%
		Civil Commitments	0	0%	-100.0%	▼	-2	Civil Commitments	0.1%	0.0%
		GRAND TOTAL	2,357	100%	18.9%	▲	+375	GRAND TOTAL	100%	100%

Dispositions by Division & Code

Division	Case Type Description	Code	Summary	Change	% Change	Absolute Change
Criminal	Misdemeanor	M	47	▲	+6.8%	+3
	Felony	F	11	▼	-54.2%	-13
	Capias	CA	5	↔		-
	Civil Violation	CV	2	▲	+100.0%	+1
	Show Cause	SC	2	↔		-
	Total			67	▼	-11.8%
Traffic	Infraction	I	1,839	▲	+18.1%	+282
	Misdemeanor	M	346	▲	+18.5%	+54
	Capias	CA	15	▲	+66.7%	+6
	Felony	F	1	↔		-
	Show Cause	SC	0	▼	-100.0%	-1
	Total			2,201	▲	18.3%
Civil	Warrant in Debt	WD	61	▲	+408.3%	+49
	Garnishment	GA	13	▲	+18.2%	+2
	Unlawful Detainer	UD	6	▲	+20.0%	+1
	Other	OT	5	▲	+66.7%	+2
	Admin License	AL	3	▼	-25.0%	-1
	Preliminary Protective Order	PP	1	↔		-
	Abstract	AJ	0	▼	-100.0%	-5
	Impoundment	IM	0	▼	-100.0%	-1
	Protective Order	PO	0	▼	-100.0%	-2
	Total			89	▲	102.3%
Civil Commitments	Emergency Custody Order	EC	0	▼	-100.0%	-1
	Temporary Detention Order	TD	0	▼	-100.0%	-1
	Total			0	▼	-100.0%
GRAND TOTAL			2,357	▲	18.9%	+375

Dispositions by Major Case Category**

Category	Summary	Change	% Change	Absolute Change
Felony	12	▼	-52.0%	-13
Garnishment	13	▲	+18.2%	+2
General Civil	62	▲	+416.7%	+50
Infraction/Civil Violation	1,841	▲	+18.2%	+283
Landlord /Tenant	6	▲	+20.0%	+1
Misdemeanor	393	▲	+17.0%	+57
Other	29	▼	-9.4%	-3
Protective Orders	1	▼	-66.7%	-2
GRAND TOTAL	2,357	▲	18.9%	+375

* Compared to same time period as previous year
 2/15/2024 10:07:08AM

** Case Type Categories are defined in the 2017 Virginia Judicial Workload Assessment
 Source: SCV-SQL-Information