


2024 Overall GRAND TOTAL	Distribution of Caseload			Change*		Percentage (%) of Caseload		
<b>1,404,696</b> <sup>+104,670</sup> 8.1% 	<b>Criminal</b>	186,067	13%	7.3% ▲	+12,660	<b>Criminal</b>	2023: 13.3%	2024: 13.2%
	<b>Traffic</b>	802,249	57%	8.9% ▲	+65,489	<b>Traffic</b>	56.7%	57.1%
	<b>Civil</b>	386,577	28%	7.0% ▲	+25,285	<b>Civil</b>	27.8%	27.5%
	<b>Civil Commitments</b>	29,803	2%	4.3% ▲	+1,236	<b>Civil Commitments</b>	2.2%	2.1%
	<b>GRAND TOTAL</b>	<b>1,404,696</b>	100%	8.1% ▲	+104,670	<b>GRAND TOTAL</b>	100%	100%

**Dispositions by Division & Code**

Division	Case Type Description	Code	Summary	Change	% Change	Absolute Change
<b>Criminal</b>	Misdemeanor	M	105,616	▲	+9.3%	+8,980
	Felony	F	49,140	▲	+1.8%	+856
	Capias	CA	18,121	▲	+12.9%	+2,065
	Show Cause	SC	8,327	▲	+2.3%	+190
	Civil Violation	CV	4,712	▲	+14.3%	+591
	Motion	MO	87	▼	-17.1%	-18
	Restricted Operators License	RL	64	▼	-5.9%	-4
	<b>Total</b>			<b>186,067</b>	<b>▲</b>	<b>7.3%</b>
<b>Traffic</b>	Infraction	I	632,233	▲	+9.2%	+53,059
	Misdemeanor	M	150,559	▲	+8.2%	+11,381
	Capias	CA	6,906	▲	+8.1%	+520
	Show Cause	SC	4,552	▲	+11.2%	+457
	Civil Violation	CV	2,924	▲	+37.9%	+803
	Felony	F	2,278	▲	+2.7%	+60
	Other	O	2,249	▼	-21.8%	-627
	Restricted Operators License	RL	308	▼	-15.2%	-55
	Motion	MO	240	▼	-31.2%	-109
<b>Total</b>			<b>802,249</b>	<b>▲</b>	<b>8.9%</b>	<b>+65,489</b>
<b>Civil</b>	Warrant in Debt	WD	147,527	▲	+23.6%	+28,199
	Garnishment	GA	100,249	▼	-2.0%	-2,096
	Unlawful Detainer	UD	81,821	▲	+2.2%	+1,747
	Other	OT	11,606	▼	-0.9%	-106
	Preliminary Protective Order	PP	7,263	▲	+3.6%	+249
	Admin License	AL	7,118	▼	-1.0%	-72
	Protective Order	PO	5,485	▲	+7.4%	+380
	Show Cause	SC	4,129	▼	-12.2%	-573
	Detinue	DT	4,043	▼	-13.0%	-606
	Motion for Judgment	MJ	3,786	▼	-12.6%	-548
	Interrogatory	IN	3,389	▲	+4.9%	+157
	Abstract	AJ	3,034	▼	-23.4%	-929
	Impoundment	IM	2,211	▲	+6.7%	+138
	Bond Forfeiture	BF	2,180	▼	-1.7%	-37
	Zoning Violation	ZO	839	▼	-34.5%	-442
	Tenants Assertion	TA	566	▲	+4.4%	+24
	Counter Claim	CC	405	▼	-12.1%	-56
	Overweight	OC	381	▼	-14.0%	-62
	Capias	CA	145	▼	-27.1%	-54
	Petition-Restore Arms	PR	137	▼	-24.3%	-44
	Motor Carrier	MC	119	▲	+4.4%	+5
	Interrogatory-Not	IC	51	▼	-1.9%	-1
	Third Party Claim	TH	35	▲	+52.2%	+12
	Restricted Operators License	RL	26	▼	-33.3%	-13
	Cross Claim	CR	13	▲	+116.7%	+7
	Mechanic's Lien	ML	6	↔		-
	Petition to Require Blood Test	BT	6	▲	+100.0%	+3
	Detinue Seizure	DZ	4	▲	+300.0%	+3
	Attachment	AT	1	▲	-	+1
	Distress Seizure	DS	1	↔		-
	Emergency Substantial Risk Order	SR	1	▼	-50.0%	-1
<b>Total</b>			<b>386,577</b>	<b>▲</b>	<b>7.0%</b>	<b>+25,285</b>
<b>Civil Commitments</b>	Mental Commitment	MC	12,872	▲	+4.5%	+549
	Temporary Detention Order	TD	9,561	▲	+2.9%	+266

\* Compared to same time period as previous year  
 8/19/2024 3:37:29PM

\*\* Case Type Categories are defined in the 2017 Virginia Judicial Workload Assessment  
 Source: SCV-SQL-Information

**CPSS - GCMS CASELOAD STATISTICS OF THE GENERAL DISTRICT COURTS**  
 January 2024 thru July 2024 Dispositions (Compared to January 2023 thru July 2023)

			Summary	Change	% Change	Absolute Change
<b>Civil Commitments</b>	Emergency Custody Order	EC	4,456	▼	-0.3%	-12
	Other	OT	2,532	▲	+21.6%	+450
	Medical Emergency Temporary Detention Order	MT	211	▼	-0.9%	-2
	Petition	PT	161	▼	-1.2%	-2
	Medical Emergency Custody Order	ME	10	▼	-56.5%	-13
	Total			<b>29,803</b>	▲	<b>4.3%</b>
<b>GRAND TOTAL</b>			<b>1,404,696</b>	▲	8.1%	+104,670

**Dispositions by Major Case Category\*\***

Category			Summary	Change	% Change	Absolute Change
Felony			51,418	▲	+1.8%	+916
Garnishment			103,638	▲	-1.8%	-1,939
General Civil			157,265	▲	+20.6%	+26,882
Infracton/Civil Violation			642,618	▲	+9.1%	+53,769
Involuntary Civil Commitments			2,693	▲	+20.0%	+448
Landlord /Tenant			82,387	▲	+2.2%	+1,771
Misdemeanor			257,412	▼	+8.4%	+19,847
New to Workload Study			1	▼	-50.0%	-1
Other			94,516	▲	+2.5%	+2,348
Protective Orders			12,748	▲	+5.2%	+629
<b>GRAND TOTAL</b>			<b>1,404,696</b>	▲	8.1%	+104,670

\* Compared to same time period as previous year  
 8/19/2024 3:37:29PM

\*\* Case Type Categories are defined in the 2017 Virginia Judicial Workload Assessment  
 Source: SCV-SQL-Information

2024 Overall GRAND TOTAL		Distribution of Caseload			Change*		Percentage (%) of Caseload		
<b>31,196</b>	+2,162 7.4%	<b>Criminal</b>	4,036	13%	7.4% ▲	+279	<b>Criminal</b>	2023 12.9%	2024 12.9%
2024	↑	<b>Traffic</b>	10,255	33%	15.0% ▲	+1,338	<b>Traffic</b>	30.7%	32.9%
2023		<b>Civil</b>	16,275	52%	3.5% ▲	+551	<b>Civil</b>	54.2%	52.2%
		<b>Civil Commitments</b>	630	2%	-0.9% ▼	-6	<b>Civil Commitments</b>	2.2%	2.0%
		<b>GRAND TOTAL</b>	<b>31,196</b>	100%	7.4% ▲	+2,162	<b>GRAND TOTAL</b>	100%	100%

**Dispositions by Division & Code**

Division	Case Type Description	Code	Summary	Change	% Change	Absolute Change
<b>Criminal</b>	Misdemeanor	M	1,987	▲	+10.0%	+180
	Felony	F	1,500	▼	-0.3%	-4
	Capias	CA	425	▲	+37.5%	+116
	Show Cause	SC	99	▼	-7.5%	-8
	Civil Violation	CV	24	▼	-20.0%	-6
	Restricted Operators License	RL	1	▲	-	+1
	<b>Total</b>			<b>4,036</b>	<b>▲</b>	<b>7.4%</b>
<b>Traffic</b>	Infraction	I	6,298	▲	+25.8%	+1,291
	Misdemeanor	M	2,719	▲	+10.8%	+266
	Civil Violation	CV	672	▼	-33.7%	-342
	Capias	CA	281	▲	+42.6%	+84
	Felony	F	117	▼	-12.7%	-17
	Other	O	85	▲	+226.9%	+59
	Show Cause	SC	82	▼	-3.5%	-3
	Restricted Operators License	RL	1	↔	-	-
<b>Total</b>			<b>10,255</b>	<b>▲</b>	<b>15.0%</b>	<b>+1,338</b>
<b>Civil</b>	Warrant in Debt	WD	6,729	▲	+25.3%	+1,359
	Garnishment	GA	5,107	▼	-6.1%	-331
	Unlawful Detainer	UD	2,529	▼	-2.4%	-62
	Other	OT	305	▲	-6.2%	-20
	Zoning Violation	ZO	282	▼	-48.1%	-261
	Preliminary Protective Order	PP	240	▲	+6.2%	+14
	Protective Order	PO	211	▲	+5.0%	+10
	Show Cause	SC	204	▼	-24.4%	-66
	Admin License	AL	181	↔	-	-
	Abstract	AJ	97	▼	-39.4%	-63
	Detinue	DT	86	▲	+11.7%	+9
	Motion for Judgment	MJ	85	▲	+10.4%	+8
	Bond Forfeiture	BF	72	▼	-25.0%	-24
	Interrogatory	IN	69	▼	-14.8%	-12
	Impoundment	IM	36	▼	-10.0%	-4
	Tenants Assertion	TA	14	▲	+133.3%	+8
	Overweight	OC	10	▼	-56.5%	-13
	Counter Claim	CC	7	↔	-	-
	Petition-Restore Arms	PR	6	▲	+50.0%	+2
	Capias	CA	2	▼	-60.0%	-3
	Cross Claim	CR	2	▲	-	+2
Third Party Claim	TH	1	▼	-50.0%	-1	
Mechanic's Lien	ML	0	▼	-100.0%	-1	
<b>Total</b>			<b>16,275</b>	<b>▲</b>	<b>3.5%</b>	<b>+551</b>
<b>Civil Commitments</b>	Temporary Detention Order	TD	231	▲	+6.9%	+15
	Emergency Custody Order	EC	214	▲	+0.5%	+1
	Mental Commitment	MC	169	▼	-13.3%	-26
	Medical Emergency Temporary Detention Order	MT	8	▲	+100.0%	+4
	Other	OT	7	▲	+16.7%	+1
	Petition	PT	1	▲	-	+1
	Medical Emergency Custody Order	ME	0	▼	-100.0%	-2
<b>Total</b>			<b>630</b>	<b>▼</b>	<b>-0.9%</b>	<b>-6</b>
<b>GRAND TOTAL</b>			<b>31,196</b>	<b>▲</b>	<b>7.4%</b>	<b>+2,162</b>

\* Compared to same time period as previous year  
 8/19/2024 3:37:29PM

\*\* Case Type Categories are defined in the 2017 Virginia Judicial Workload Assessment  
 Source: SCV-SQL-Information

**CPSS - GCMS CASELOAD STATISTICS OF THE GENERAL DISTRICT COURTS**  
 January 2024 thru July 2024 Dispositions (Compared to January 2023 thru July 2023)

**Dispositions by Major Case Category\*\***

Category	Summary	Change	% Change	Absolute Change
Felony	1,617	▼	-1.3%	-21
Garnishment	5,176	▼	-6.2%	-343
General Civil	6,924	▲	+24.9%	+1,379
Infraction/Civil Violation	7,089	▲	+16.2%	+989
Involuntary Civil Commitments	8	▲	+33.3%	+2
Landlord /Tenant	2,543	▲	-2.1%	-54
Misdemeanor	4,990	▲	+3.9%	+186
Other	2,398	▲		0
Protective Orders	451	▲	+5.6%	+24
<b>GRAND TOTAL</b>	<b>31,196</b>	▲	7.4%	+2,162

\* Compared to same time period as previous year  
 8/19/2024 3:37:29PM

\*\* Case Type Categories are defined in the 2017 Virginia Judicial Workload Assessment  
 Source: SCV-SQL-Information

2024 Overall GRAND TOTAL		Distribution of Caseload			Change*		Percentage (%) of Caseload		
<b>77,055</b>	+6,121 8.6%	<b>Criminal</b>	8,721	11%	1.5% ▲	+131	<b>Criminal</b>	2023: 12.1%	2024: 11.3%
2024	↑	<b>Traffic</b>	32,623	42%	12.9% ▲	+3,735	<b>Traffic</b>	40.7%	42.3%
2023		<b>Civil</b>	34,566	45%	7.1% ▲	+2,285	<b>Civil</b>	45.5%	44.9%
		<b>Civil Commitments</b>	1,145	1%	-2.6% ▼	-30	<b>Civil Commitments</b>	1.7%	1.5%
		<b>GRAND TOTAL</b>	<b>77,055</b>	100%	8.6% ▲	+6,121	<b>GRAND TOTAL</b>	100%	100%

**Dispositions by Division & Code**

Division	Case Type Description	Code	Summary	Change	% Change	Absolute Change
<b>Criminal</b>	Misdemeanor	M	5,305	▲	+3.1%	+160
	Felony	F	2,294	▼	-12.1%	-317
	Capias	CA	595	▲	+39.0%	+167
	Civil Violation	CV	391	▲	+52.7%	+135
	Show Cause	SC	136	▼	-9.3%	-14
	<b>Total</b>			<b>8,721</b>	<b>▲</b>	<b>1.5%</b>
<b>Traffic</b>	Infraction	I	23,076	▲	+14.2%	+2,865
	Misdemeanor	M	8,239	▲	+11.4%	+841
	Capias	CA	699	▲	+17.7%	+105
	Show Cause	SC	293	▲	+34.4%	+75
	Other	O	217	▼	-14.6%	-37
	Civil Violation	CV	95	▼	-54.3%	-113
	Restricted Operators License	RL	4	▼	-20.0%	-1
	<b>Total</b>			<b>32,623</b>	<b>▲</b>	<b>12.9%</b>
<b>Civil</b>	Garnishment	GA	12,929	▲	+13.5%	+1,536
	Warrant in Debt	WD	9,840	▲	+20.0%	+1,639
	Unlawful Detainer	UD	6,116	▼	-11.6%	-799
	Motion for Judgment	MJ	1,333	▲	+0.1%	+1
	Abstract	AJ	782	▲	+9.7%	+69
	Admin License	AL	718	▼	-12.0%	-98
	Other	OT	520	▼	-3.5%	-19
	Show Cause	SC	490	▼	-1.2%	-6
	Preliminary Protective Order	PP	403	▲	+0.5%	+2
	Protective Order	PO	364	▲	+7.4%	+25
	Bond Forfeiture	BF	307	▲	+1.3%	+4
	Interrogatory	IN	304	▲	+17.8%	+46
	Detinue	DT	255	▼	-24.1%	-81
	Impoundment	IM	68	▼	-33.3%	-34
	Tenants Assertion	TA	51	▲	+13.3%	+6
	Overweight	OC	32	▲	+77.8%	+14
	Counter Claim	CC	30	▼	-31.8%	-14
	Capias	CA	11	▼	-15.4%	-2
	Petition-Restore Arms	PR	7	▼	-22.2%	-2
	Third Party Claim	TH	4	↔		-
	Cross Claim	CR	1	↔		-
	Restricted Operators License	RL	1	↔		-
	Petition to Require Blood Test	BT	0	▼	-100.0%	-2
<b>Total</b>			<b>34,566</b>	<b>▲</b>	<b>7.1%</b>	<b>+2,285</b>
<b>Civil Commitments</b>	Mental Commitment	MC	681	▼	-1.7%	-12
	Temporary Detention Order	TD	321	▼	-9.6%	-34
	Other	OT	88	▲	+57.1%	+32
	Emergency Custody Order	EC	54	▼	-22.9%	-16
	Medical Emergency Temporary Detention Order	MT	1	↔		-
<b>Total</b>			<b>1,145</b>	<b>▼</b>	<b>-2.6%</b>	<b>-30</b>
<b>GRAND TOTAL</b>			<b>77,055</b>	<b>▲</b>	<b>8.6%</b>	<b>+6,121</b>

\* Compared to same time period as previous year  
 8/19/2024 3:37:29PM

\*\* Case Type Categories are defined in the 2017 Virginia Judicial Workload Assessment  
 Source: SCV-SQL-Information

**Dispositions by Major Case Category\*\***

Category	Summary	Change	% Change	Absolute Change
Felony	2,294	▼	-12.1%	-317
Garnishment	13,233	▲	+13.6%	+1,582
General Civil	11,466	▼	+15.7%	+1,556
Infraction/Civil Violation	23,811	▲	+13.7%	+2,864
Involuntary Civil Commitments	88	▲	+57.1%	+32
Landlord /Tenant	6,167	▲	-11.4%	-793
Misdemeanor	13,549	▼	+8.0%	+1,000
Other	5,680	▼	+3.1%	+170
Protective Orders	767	▲	+3.6%	+27
<b>GRAND TOTAL</b>	<b>77,055</b>	▲	8.6%	+6,121

\* Compared to same time period as previous year  
 8/19/2024 3:37:29PM

\*\* Case Type Categories are defined in the 2017 Virginia Judicial Workload Assessment  
 Source: SCV-SQL-Information

**CPSS - GCMS CASELOAD STATISTICS OF THE GENERAL DISTRICT COURTS**  
 January 2024 thru July 2024 Dispositions (Compared to January 2023 thru July 2023)

2024 Overall GRAND TOTAL		Distribution of Caseload			Change*		Percentage (%) of Caseload		
<b>18,528</b>	+1,443 8.4%	<b>Criminal</b>	2,420	13%	-11.3% ▼	-308	<b>Criminal</b>	2023 16.0%	2024 13.1%
2024		<b>Traffic</b>	8,821	48%	30.0% ▲	+2,038	<b>Traffic</b>	39.7%	47.6%
2023		<b>Civil</b>	6,917	37%	-3.9% ▲	-281	<b>Civil</b>	42.1%	37.3%
		<b>Civil Commitments</b>	370	2%	-1.6% ▼	-6	<b>Civil Commitments</b>	2.2%	2.0%
		<b>GRAND TOTAL</b>	<b>18,528</b>	100%	8.4% ▲	+1,443	<b>GRAND TOTAL</b>	100%	100%

**Dispositions by Division & Code**

Division	Case Type Description	Code	Summary	Change	% Change	Absolute Change
<b>Criminal</b>	Misdemeanor	M	1,315	▼	-10.5%	-154
	Felony	F	787	▼	-15.6%	-146
	Capias	CA	231	▼	-8.0%	-20
	Show Cause	SC	60	▲	+71.4%	+25
	Civil Violation	CV	27	▼	-32.5%	-13
	<b>Total</b>			<b>2,420</b>	▼	<b>-11.3%</b>
<b>Traffic</b>	Infraction	I	7,493	▲	+31.0%	+1,775
	Misdemeanor	M	968	▲	+16.6%	+138
	Capias	CA	154	▲	+63.8%	+60
	Show Cause	SC	129	↔		-
	Civil Violation	CV	69	▲	+6,800.0%	+68
	Restricted Operators License	RL	7	▼	-30.0%	-3
	Felony	F	1	↔		-
	<b>Total</b>			<b>8,821</b>	▲	<b>30.0%</b>
<b>Civil</b>	Unlawful Detainer	UD	2,498	▼	-2.3%	-58
	Warrant in Debt	WD	2,229	▲	+35.3%	+581
	Garnishment	GA	1,413	▼	-31.6%	-653
	Other	OT	207	▲	+322.4%	+158
	Preliminary Protective Order	PP	160	▼	-22.3%	-46
	Protective Order	PO	111	▼	-16.5%	-22
	Show Cause	SC	65	▼	-18.8%	-15
	Abstract	AJ	59	▼	-40.4%	-40
	Interrogatory	IN	47	▲	+2.2%	+1
	Motion for Judgment	MJ	47	▼	-80.8%	-198
	Detinue	DT	41	▲	+215.4%	+28
	Counter Claim	CC	14	▲	+40.0%	+4
	Admin License	AL	8	▼	-60.0%	-12
	Tenants Assertion	TA	6	▼	-40.0%	-4
	Bond Forfeiture	BF	5	↔		-
	Capias	CA	4	▼	-50.0%	-4
	Petition-Restore Arms	PR	2	▼	-33.3%	-1
	Third Party Claim	TH	1	▲	-	+1
	Impoundment	IM	0	▼	-100.0%	-1
<b>Total</b>			<b>6,917</b>	▼	<b>-3.9%</b>	<b>-281</b>
<b>Civil Commitments</b>	Emergency Custody Order	EC	205	▼	-14.2%	-34
	Mental Commitment	MC	141	▲	+22.6%	+26
	Other	OT	24	▲	+14.3%	+3
	Temporary Detention Order	TD	0	▼	-100.0%	-1
<b>Total</b>			<b>370</b>	▼	<b>-1.6%</b>	<b>-6</b>
<b>GRAND TOTAL</b>			<b>18,528</b>	▲	8.4%	+1,443

**Dispositions by Major Case Category\*\***

Category	Summary	Change	% Change	Absolute Change
Felony	788	▼	-15.6%	-146
Garnishment	1,460	▼	-30.9%	-652
General Civil	2,324	▲	+21.4%	+409
Infraction/Civil Violation	7,589	▲	+31.8%	+1,830
Involuntary Civil Commitments	24	▲	+14.3%	+3

\* Compared to same time period as previous year  
 8/19/2024 3:37:29PM

\*\* Case Type Categories are defined in the 2017 Virginia Judicial Workload Assessment  
 Source: SCV-SQL-Information

**CPSS - GCMS CASELOAD STATISTICS OF THE GENERAL DISTRICT COURTS**  
 January 2024 thru July 2024 Dispositions (Compared to January 2023 thru July 2023)

Landlord /Tenant	2,504	▼	-2.4%	-62
Misdemeanor	2,290	▼	-0.8%	-19
Other	1,278	▲	+13.1%	+148
Protective Orders	271	▼	-20.1%	-68
<b>GRAND TOTAL</b>	<b>18,528</b>	▲	8.4%	+1,443

\* Compared to same time period as previous year  
 8/19/2024 3:37:29PM

\*\* Case Type Categories are defined in the 2017 Virginia Judicial Workload Assessment  
 Source: SCV-SQL-Information



**CPSS - GCMS CASELOAD STATISTICS OF THE GENERAL DISTRICT COURTS**  
 January 2024 thru July 2024 Dispositions (Compared to January 2023 thru July 2023)

2024 Overall GRAND TOTAL		Distribution of Caseload			Change*		Percentage (%) of Caseload		
<b>55,234</b>	+8,029 17.0%	<b>Criminal</b>	6,100	11%	7.4% ▲	+422	<b>Criminal</b>	2023 12.0%	2024 11.0%
2024		<b>Traffic</b>	25,593	46%	80.9% ▲	+11,443	<b>Traffic</b>	30.0%	46.3%
2023		<b>Civil</b>	23,109	42%	-14.2% ▼	-3,823	<b>Civil</b>	57.1%	41.8%
		<b>Civil Commitments</b>	432	1%	-2.9% ▼	-13	<b>Civil Commitments</b>	0.9%	0.8%
		<b>GRAND TOTAL</b>	<b>55,234</b>	100%	17.0% ▲	+8,029	<b>GRAND TOTAL</b>	100%	100%

**Dispositions by Division & Code**

Division	Case Type Description	Code	Summary	Change	% Change	Absolute Change
<b>Criminal</b>	Misdemeanor	M	4,020	▲	+7.8%	+291
	Felony	F	1,655	▼	+7.7%	+119
	Show Cause	SC	219	▲	+2.3%	+5
	Capias	CA	135	▼	+1.5%	+2
	Civil Violation	CV	71	▲	+7.6%	+5
	<b>Total</b>			<b>6,100</b>	<b>▲</b>	<b>7.4%</b>
<b>Traffic</b>	Infraction	I	22,321	▲	+93.2%	+10,767
	Misdemeanor	M	2,942	▲	+31.5%	+705
	Other	O	123	▼	-33.9%	-63
	Show Cause	SC	107	▲	+32.1%	+26
	Felony	F	66	▲	+37.5%	+18
	Restricted Operators License	RL	22	▼	-21.4%	-6
	Capias	CA	12	▼	-25.0%	-4
<b>Total</b>			<b>25,593</b>	<b>▲</b>	<b>80.9%</b>	<b>+11,443</b>
<b>Civil</b>	Garnishment	GA	7,925	▼	-33.2%	-3,933
	Warrant in Debt	WD	6,018	▼	+12.6%	+675
	Unlawful Detainer	UD	5,602	▼	-4.8%	-280
	Other	OT	1,011	▼	-5.2%	-55
	Preliminary Protective Order	PP	584	▲	+7.0%	+38
	Protective Order	PO	498	▲	+16.9%	+72
	Abstract	AJ	365	▼	-36.9%	-213
	Show Cause	SC	321	▼	-38.4%	-200
	Bond Forfeiture	BF	158	▼	-15.1%	-28
	Admin License	AL	138	▲	+25.5%	+28
	Interrogatory	IN	138	▼	+48.4%	+45
	Detinue	DT	132	▲	+3.1%	+4
	Motion for Judgment	MJ	117	▲	+5.4%	+6
	Tenants Assertion	TA	61	▲	+35.6%	+16
	Counter Claim	CC	22	▼	-8.3%	-2
	Impoundment	IM	11	▲	+175.0%	+7
	Third Party Claim	TH	6	▲	+200.0%	+4
	Capias	CA	1	▼	-80.0%	-4
	Petition-Restore Arms	PR	1	↔		-
	Detinue Seizure	DZ	0	▼	-100.0%	-1
	Overweight	OC	0	▼	-100.0%	-2
<b>Total</b>			<b>23,109</b>	<b>▼</b>	<b>-14.2%</b>	<b>-3,823</b>
<b>Civil Commitments</b>	Emergency Custody Order	EC	172	▲	+44.5%	+53
	Mental Commitment	MC	161	▼	-19.1%	-38
	Temporary Detention Order	TD	54	▲	+116.0%	+29
	Other	OT	23	▼	-43.9%	-18
	Petition	PT	21	▼	-61.8%	-34
	Medical Emergency Custody Order	ME	1	▲	-	+1
	Medical Emergency Temporary Detention Order	MT	0	▼	-100.0%	-6
<b>Total</b>			<b>432</b>	<b>▼</b>	<b>-2.9%</b>	<b>-13</b>
<b>GRAND TOTAL</b>			<b>55,234</b>	<b>▲</b>	17.0%	+8,029

\* Compared to same time period as previous year  
 8/19/2024 3:37:29PM

\*\* Case Type Categories are defined in the 2017 Virginia Judicial Workload Assessment  
 Source: SCV-SQL-Information

**CPSS - GCMS CASELOAD STATISTICS OF THE GENERAL DISTRICT COURTS**

January 2024 thru July 2024 Dispositions (Compared to January 2023 thru July 2023)

**Dispositions by Major Case Category\*\***

Category	Summary	Change	% Change	Absolute Change
Felony	1,721	▼	+8.6%	+137
Garnishment	8,063	▼	-32.5%	-3,888
General Civil	6,371	▼	+11.8%	+673
Infraction/Civil Violation	22,515	▼	+90.7%	+10,707
Involuntary Civil Commitments	44	▼	-54.2%	-52
Landlord /Tenant	5,663	▲	-4.5%	-264
Misdemeanor	6,984	▲	+16.5%	+990
Other	2,791	▲	-12.1%	-384
Protective Orders	1,082	▲	+11.3%	+110
<b>GRAND TOTAL</b>	<b>55,234</b>	▲	17.0%	+8,029

\* Compared to same time period as previous year  
8/19/2024 3:37:29PM

\*\* Case Type Categories are defined in the 2017 Virginia Judicial Workload Assessment  
Source: SCV-SQL-Information

2024 Overall GRAND TOTAL		Distribution of Caseload			Change*		Percentage (%) of Caseload		
<b>2,469</b>	+612 33.0%	<b>Criminal</b>	475	19%	9.7% ▲	+42	<b>Criminal</b>	2023 23.3%	2024 19.2%
2024		<b>Traffic</b>	1,431	58%	71.8% ▲	+598	<b>Traffic</b>	44.9%	58.0%
2023		<b>Civil</b>	524	21%	-7.1% ▼	-40	<b>Civil</b>	30.4%	21.2%
		<b>Civil Commitments</b>	39	2%	44.4% ▲	+12	<b>Civil Commitments</b>	1.5%	1.6%
		<b>GRAND TOTAL</b>	<b>2,469</b>	100%	33.0% ▲	+612	<b>GRAND TOTAL</b>	100%	100%

**Dispositions by Division & Code**

Division	Case Type Description	Code	Summary	Change	% Change	Absolute Change
<b>Criminal</b>	Misdemeanor	M	258	▲	+4.5%	+11
	Capias	CA	99	▲	+52.3%	+34
	Felony	F	87	▲	+3.6%	+3
	Show Cause	SC	19	▼	-34.5%	-10
	Civil Violation	CV	12	▲	+50.0%	+4
	<b>Total</b>			<b>475</b>	▲	<b>9.7%</b>
<b>Traffic</b>	Infraction	I	1,100	▲	+87.7%	+514
	Misdemeanor	M	318	▲	+30.3%	+74
	Capias	CA	9	▲	+350.0%	+7
	Civil Violation	CV	4	▲	-	+4
	Show Cause	SC	0	▼	-100.0%	-1
	<b>Total</b>			<b>1,431</b>	▲	<b>71.8%</b>
<b>Civil</b>	Garnishment	GA	159	▼	-14.1%	-26
	Unlawful Detainer	UD	136	▲	+16.2%	+19
	Warrant in Debt	WD	96	▼	-11.1%	-12
	Other	OT	51	▼	-28.2%	-20
	Detinue	DT	25	▼	-26.5%	-9
	Preliminary Protective Order	PP	19	▲	+18.8%	+3
	Motion for Judgment	MJ	12	▲	-	+12
	Protective Order	PO	8	▼	-20.0%	-2
	Admin License	AL	7	↔	-	-
	Show Cause	SC	5	▼	-28.6%	-2
	Abstract	AJ	3	↔	-	-
	Bond Forfeiture	BF	2	▼	-50.0%	-2
	Impoundment	IM	1	▲	-	+1
	Interrogatory	IN	0	▼	-100.0%	-2
<b>Total</b>			<b>524</b>	▼	<b>-7.1%</b>	<b>-40</b>
<b>Civil Commitments</b>	Emergency Custody Order	EC	20	▲	+66.7%	+8
	Temporary Detention Order	TD	19	▲	+111.1%	+10
	Mental Commitment	MC	0	▼	-100.0%	-6
	<b>Total</b>			<b>39</b>	▲	<b>44.4%</b>
<b>GRAND TOTAL</b>			<b>2,469</b>	▲	33.0%	+612

**Dispositions by Major Case Category\*\***

Category	Summary	Change	% Change	Absolute Change
Felony	87	▲	+3.6%	+3
Garnishment	159	▼	-15.0%	-28
General Civil	133	▲	-6.3%	-9
Infraction/Civil Violation	1,116	▲	+87.9%	+522
Landlord /Tenant	136	▲	+16.2%	+19
Misdemeanor	576	▲	+17.3%	+85
Other	235	▲	+8.8%	+19
Protective Orders	27	▼	+3.8%	+1
<b>GRAND TOTAL</b>	<b>2,469</b>	▲	33.0%	+612

\* Compared to same time period as previous year  
 8/19/2024 3:37:29PM

\*\* Case Type Categories are defined in the 2017 Virginia Judicial Workload Assessment  
 Source: SCV-SQL-Information

2024 Overall GRAND TOTAL		Distribution of Caseload			Change*		Percentage (%) of Caseload		
<b>6,199</b>	+683 12.4%	<b>Criminal</b>	616	10%	33.0% ▲	+153	<b>Criminal</b>	2023 8.4%	2024 9.9%
2024		<b>Traffic</b>	4,210	68%	9.5% ▲	+367	<b>Traffic</b>	69.7%	67.9%
2023		<b>Civil</b>	1,329	21%	12.1% ▲	+143	<b>Civil</b>	21.5%	21.4%
		<b>Civil Commitments</b>	44	1%	83.3% ▲	+20	<b>Civil Commitments</b>	0.4%	0.7%
		<b>GRAND TOTAL</b>	<b>6,199</b>	100%	12.4% ▲	+683	<b>GRAND TOTAL</b>	100%	100%

Dispositions by Division & Code

Division	Case Type Description	Code	Summary	Change	% Change	Absolute Change
<b>Criminal</b>	Misdemeanor	M	347	▲	+26.2%	+72
	Felony	F	191	▲	+56.6%	+69
	Capias	CA	45	▲	+80.0%	+20
	Show Cause	SC	20	▼	-16.7%	-4
	Civil Violation	CV	13	▼	-23.5%	-4
	<b>Total</b>			<b>616</b>	▲	<b>33.0%</b>
<b>Traffic</b>	Infraction	I	3,043	▲	+3.5%	+104
	Misdemeanor	M	977	▲	+30.6%	+229
	Capias	CA	156	▲	+20.9%	+27
	Show Cause	SC	24	▲	+9.1%	+2
	Felony	F	9	▲	+800.0%	+8
	Civil Violation	CV	1	▼	-75.0%	-3
	<b>Total</b>			<b>4,210</b>	▲	<b>9.5%</b>
<b>Civil</b>	Warrant in Debt	WD	489	▲	+32.5%	+120
	Unlawful Detainer	UD	350	▼	-5.4%	-20
	Garnishment	GA	337	▲	+6.0%	+19
	Admin License	AL	38	▲	+2.7%	+1
	Other	OT	28	▲	-3.4%	-1
	Preliminary Protective Order	PP	20	▲	+300.0%	+15
	Protective Order	PO	17	▲	+112.5%	+9
	Detinue	DT	11	▲	+37.5%	+3
	Abstract	AJ	9	↔		-
	Impoundment	IM	8	▼	-11.1%	-1
	Show Cause	SC	7	▲	+16.7%	+1
	Interrogatory	IN	6	▼	-53.8%	-7
	Motion for Judgment	MJ	6	▲	+500.0%	+5
	Capias	CA	1	▼	-50.0%	-1
	Interrogatory-Not	IC	1	▲	-	+1
	Overweight	OC	1	↔		-
	Tenants Assertion	TA	0	▼	-100.0%	-1
<b>Total</b>			<b>1,329</b>	▲	<b>12.1%</b>	<b>+143</b>
<b>Civil Commitments</b>	Temporary Detention Order	TD	34	▲	+78.9%	+15
	Emergency Custody Order	EC	10	▲	+100.0%	+5
	<b>Total</b>		<b>44</b>	▲	<b>83.3%</b>	<b>+20</b>
<b>GRAND TOTAL</b>			<b>6,199</b>	▲	12.4%	+683

Dispositions by Major Case Category\*\*

Category	Summary	Change	% Change	Absolute Change
Felony	200	▲	+62.6%	+77
Garnishment	343	▼	+3.6%	+12
General Civil	510	▲	+33.9%	+129
Infraction/Civil Violation	3,058	▼	+3.3%	+97
Landlord /Tenant	350	▼	-5.7%	-21
Misdemeanor	1,324	▲	+29.4%	+301
Other	377	▲	+20.4%	+64
Protective Orders	37	▲	+184.6%	+24
<b>GRAND TOTAL</b>	<b>6,199</b>	▲	12.4%	+683

\* Compared to same time period as previous year  
 8/19/2024 3:37:29PM

\*\* Case Type Categories are defined in the 2017 Virginia Judicial Workload Assessment  
 Source: SCV-SQL-Information



**CPSS - GCMS CASELOAD STATISTICS OF THE GENERAL DISTRICT COURTS**

January 2024 thru July 2024 Dispositions (Compared to January 2023 thru July 2023)

2024 Overall GRAND TOTAL		Distribution of Caseload			Change*		Percentage (%) of Caseload			
<b>6,341</b>	-939 -12.9%	<b>Criminal</b>	267	4%	-28.6%	▼	-107	<b>Criminal</b>	2023: 5.1%	2024: 4.2%
2024		<b>Traffic</b>	5,464	86%	-13.9%	▼	-884	<b>Traffic</b>	87.2%	86.2%
2023		<b>Civil</b>	584	9%	9.8%	▲	+52	<b>Civil</b>	7.3%	9.2%
		<b>Civil Commitments</b>	26	0%	0.0%	↔	0	<b>Civil Commitments</b>	0.4%	0.4%
		<b>GRAND TOTAL</b>	<b>6,341</b>	100%	-12.9%	▼	-939	<b>GRAND TOTAL</b>	100%	100%

**Dispositions by Division & Code**

Division	Case Type Description	Code	Summary	Change	% Change	Absolute Change
<b>Criminal</b>	Misdemeanor	M	167	▼	-23.7%	-52
	Felony	F	63	▼	-35.7%	-35
	Capias	CA	17	▼	-43.3%	-13
	Civil Violation	CV	11	▲	+37.5%	+3
	Show Cause	SC	9	▼	-52.6%	-10
	<b>Total</b>			<b>267</b>	▼	<b>-28.6%</b>
<b>Traffic</b>	Infraction	I	4,569	▼	-15.8%	-855
	Misdemeanor	M	723	▼	-4.2%	-32
	Capias	CA	148	▲	+18.4%	+23
	Show Cause	SC	20	▼	-37.5%	-12
	Felony	F	4	▲	+33.3%	+1
	Civil Violation	CV	0	▼	-100.0%	-7
	Restricted Operators License	RL	0	▼	-100.0%	-2
	<b>Total</b>			<b>5,464</b>	▼	<b>-13.9%</b>
<b>Civil</b>	Warrant in Debt	WD	200	▲	+24.2%	+39
	Garnishment	GA	177	▲	+2.3%	+4
	Unlawful Detainer	UD	109	▲	+26.7%	+23
	Other	OT	42	↔	-	-
	Admin License	AL	12	▲	+140.0%	+7
	Protective Order	PO	12	▼	-29.4%	-5
	Preliminary Protective Order	PP	10	▼	-54.5%	-12
	Detinue	DT	4	▼	-20.0%	-1
	Impoundment	IM	4	▲	+100.0%	+2
	Interrogatory	IN	3	▼	-50.0%	-3
	Show Cause	SC	3	▲	+50.0%	+1
	Bond Forfeiture	BF	2	↔	-	-
	Overweight	OC	2	▲	-	+2
	Abstract	AJ	1	▼	-83.3%	-5
	Motion for Judgment	MJ	1	▼	-66.7%	-2
	Petition-Restore Arms	PR	1	▲	-	+1
	Tenants Assertion	TA	1	▲	-	+1
	<b>Total</b>			<b>584</b>	▲	<b>9.8%</b>
<b>Civil Commitments</b>	Temporary Detention Order	TD	16	↔	-	-
	Emergency Custody Order	EC	10	↔	-	-
	<b>Total</b>			<b>26</b>		<b>0.0%</b>
<b>GRAND TOTAL</b>			<b>6,341</b>	▼	-12.9%	-939

**Dispositions by Major Case Category\*\***

Category	Summary	Change	% Change	Absolute Change
Felony	67	▼	-33.7%	-34
Garnishment	180	▼	+0.6%	+1
General Civil	209	▲	+21.5%	+37
Infraction/Civil Violation	4,582	▲	-15.8%	-857
Landlord /Tenant	110	▲	+27.9%	+24
Misdemeanor	890	▼	-8.8%	-86
Other	281	▲	-2.4%	-7
Protective Orders	22	▼	-43.6%	-17

\* Compared to same time period as previous year

\*\* Case Type Categories are defined in the 2017 Virginia Judicial Workload Assessment

**CPSS - GCMS CASELOAD STATISTICS OF THE GENERAL DISTRICT COURTS**  
January 2024 thru July 2024 Dispositions (Compared to January 2023 thru July 2023)

---

<i><b>GRAND TOTAL</b></i>	<b>6,341</b>	▼	-12.9%	-939
---------------------------	--------------	---	--------	------

---

\* Compared to same time period as previous year  
8/19/2024 3:37:29PM

\*\* Case Type Categories are defined in the 2017 Virginia Judicial Workload Assessment  
Source: SCV-SQL-Information

2024 Overall GRAND TOTAL		Distribution of Caseload			Change*		Percentage (%) of Caseload		
<b>12,510</b>	+203 1.6%	<b>Criminal</b>	2,076	17%	-9.2% ▼	-211	<b>Criminal</b>	2023 18.6%	2024 16.6%
2024	↑	<b>Traffic</b>	4,394	35%	-3.8% ▼	-173	<b>Traffic</b>	37.1%	35.1%
2023		<b>Civil</b>	5,704	46%	11.3% ▲	+581	<b>Civil</b>	41.6%	45.6%
		<b>Civil Commitments</b>	336	3%	1.8% ▲	+6	<b>Civil Commitments</b>	2.7%	2.7%
		<b>GRAND TOTAL</b>	<b>12,510</b>	100%	1.6% ▲	+203	<b>GRAND TOTAL</b>	100%	100%

**Dispositions by Division & Code**

Division	Case Type Description	Code	Summary	Change	% Change	Absolute Change
<b>Criminal</b>	Misdemeanor	M	1,249	▼	-8.1%	-110
	Felony	F	599	▼	-10.6%	-71
	Capias	CA	135	▼	-9.4%	-14
	Show Cause	SC	58	▼	-19.4%	-14
	Civil Violation	CV	35	▼	-5.4%	-2
	<b>Total</b>			<b>2,076</b>	▼	<b>-9.2%</b>
<b>Traffic</b>	Infraction	I	2,249	▼	-23.6%	-694
	Misdemeanor	M	1,143	▼	-15.8%	-215
	Civil Violation	CV	805	▲	+5,266.7%	+790
	Capias	CA	151	▼	-16.1%	-29
	Show Cause	SC	39	▼	-41.8%	-28
	Felony	F	7	▲	+75.0%	+3
	<b>Total</b>			<b>4,394</b>	▼	<b>-3.8%</b>
<b>Civil</b>	Warrant in Debt	WD	2,152	▲	+20.4%	+365
	Garnishment	GA	1,699	▲	+10.3%	+159
	Unlawful Detainer	UD	1,009	▲	+22.5%	+185
	Other	OT	208	▼	+2.0%	+4
	Preliminary Protective Order	PP	97	▼	-3.0%	-3
	Zoning Violation	ZO	69	▼	-16.9%	-14
	Detinue	DT	68	▼	-52.4%	-75
	Show Cause	SC	67	▼	-16.3%	-13
	Protective Order	PO	63	▲	+1.6%	+1
	Abstract	AJ	62	▼	-46.6%	-54
	Admin License	AL	57	▼	-5.0%	-3
	Overweight	OC	57	▲	+58.3%	+21
	Motor Carrier	MC	33	▲	+22.2%	+6
	Motion for Judgment	MJ	30	▲	+172.7%	+19
	Interrogatory	IN	22	▼	-33.3%	-11
	Tenants Assertion	TA	10	▲	+900.0%	+9
	Counter Claim	CC	1	▼	-80.0%	-4
	Bond Forfeiture	BF	0	▼	-100.0%	-5
	Capias	CA	0	▼	-100.0%	-4
	Petition-Restore Arms	PR	0	▼	-100.0%	-2
<b>Total</b>			<b>5,704</b>	▲	<b>11.3%</b>	<b>+581</b>
<b>Civil Commitments</b>	Temporary Detention Order	TD	134	▼	-10.1%	-15
	Emergency Custody Order	EC	105	▲	+9.4%	+9
	Mental Commitment	MC	92	▲	+15.0%	+12
	Medical Emergency Temporary Detention Order	MT	4	▲	+100.0%	+2
	Medical Emergency Custody Order	ME	1	▼	-66.7%	-2
	<b>Total</b>			<b>336</b>	▲	<b>1.8%</b>
<b>GRAND TOTAL</b>			<b>12,510</b>	▲	1.6%	+203

**Dispositions by Major Case Category\*\***

Category	Summary	Change	% Change	Absolute Change
Felony	606	▲	-10.1%	-68
Garnishment	1,721	▼	+9.4%	+148
General Civil	2,275	▲	+15.5%	+305
Infraction/Civil Violation	3,179	▲	+4.0%	+121

\* Compared to same time period as previous year  
 8/19/2024 3:37:29PM

\*\* Case Type Categories are defined in the 2017 Virginia Judicial Workload Assessment  
 Source: SCV-SQL-Information



**CPSS - GCMS CASELOAD STATISTICS OF THE GENERAL DISTRICT COURTS**

January 2024 thru July 2024 Dispositions (Compared to January 2023 thru July 2023)

Landlord /Tenant	1,019	▲	+23.5%	+194
Misdemeanor	2,461	▼	-12.1%	-339
Other	1,089	▼	-12.5%	-156
Protective Orders	160	▼	-1.2%	-2
<b>GRAND TOTAL</b>	<b>12,510</b>	▲	1.6%	+203

\* Compared to same time period as previous year  
8/19/2024 3:37:29PM

\*\* Case Type Categories are defined in the 2017 Virginia Judicial Workload Assessment  
Source: SCV-SQL-Information

2024 Overall GRAND TOTAL		Distribution of Caseload			Change*		Percentage (%) of Caseload		
<b>16,523</b>	+2,325 16.4%	<b>Criminal</b>	301	2%	12.7% ▲	+34	<b>Criminal</b>	2023 1.9%	2024 1.8%
2024	↑	<b>Traffic</b>	15,701	95%	16.6% ▲	+2,235	<b>Traffic</b>	94.8%	95.0%
2023		<b>Civil</b>	500	3%	12.1% ▲	+54	<b>Civil</b>	3.1%	3.0%
		<b>Civil Commitments</b>	21	0%	10.5% ▲	+2	<b>Civil Commitments</b>	0.1%	0.1%
		<b>GRAND TOTAL</b>	<b>16,523</b>	100%	16.4% ▲	+2,325	<b>GRAND TOTAL</b>	100%	100%

**Dispositions by Division & Code**

Division	Case Type Description	Code	Summary	Change	% Change	Absolute Change
<b>Criminal</b>	Misdemeanor	M	213	▲	+17.0%	+31
	Felony	F	57	▲	+7.5%	+4
	Show Cause	SC	14	▲	+27.3%	+3
	Capias	CA	12	▼	-14.3%	-2
	Civil Violation	CV	5	▼	-28.6%	-2
	<b>Total</b>			<b>301</b>	<b>▲</b>	<b>12.7%</b>
<b>Traffic</b>	Infraction	I	12,447	▲	+17.3%	+1,838
	Misdemeanor	M	3,222	▲	+13.4%	+380
	Felony	F	17	▲	+750.0%	+15
	Capias	CA	10	↔		-
	Restricted Operators License	RL	3	▲	-	+3
	Civil Violation	CV	2	▲	+100.0%	+1
	Show Cause	SC	0	▼	-100.0%	-2
	<b>Total</b>			<b>15,701</b>	<b>▲</b>	<b>16.6%</b>
<b>Civil</b>	Warrant in Debt	WD	175	▲	+9.4%	+15
	Garnishment	GA	166	▲	+3.1%	+5
	Unlawful Detainer	UD	86	▲	+79.2%	+38
	Admin License	AL	18	▲	+100.0%	+9
	Other	OT	14	▼	-22.2%	-4
	Motor Carrier	MC	10	▲	+100.0%	+5
	Overweight	OC	10	▼	-16.7%	-2
	Preliminary Protective Order	PP	7	↔		-
	Impoundment	IM	5	▲	+400.0%	+4
	Bond Forfeiture	BF	2	▼	-80.0%	-8
	Motion for Judgment	MJ	2	↔		-
	Protective Order	PO	2	▼	-50.0%	-2
	Detinue	DT	1	▼	-75.0%	-3
	Show Cause	SC	1	▲	-	+1
	Tenants Assertion	TA	1	↔		-
	Abstract	AJ	0	▼	-100.0%	-2
	Interrogatory	IN	0	▼	-100.0%	-1
	Petition-Restore Arms	PR	0	▼	-100.0%	-1
<b>Total</b>			<b>500</b>	<b>▲</b>	<b>12.1%</b>	<b>+54</b>
<b>Civil Commitments</b>	Temporary Detention Order	TD	13	▼	-7.1%	-1
	Emergency Custody Order	EC	7	▲	+75.0%	+3
	Mental Commitment	MC	1	↔		-
<b>Total</b>			<b>21</b>	<b>▲</b>	<b>10.5%</b>	<b>+2</b>
<b>GRAND TOTAL</b>			<b>16,523</b>	<b>▲</b>	<b>16.4%</b>	<b>+2,325</b>

**Dispositions by Major Case Category\*\***

Category	Summary	Change	% Change	Absolute Change
Felony	74	▲	+34.5%	+19
Garnishment	166	▼	+2.5%	+4
General Civil	182	▼	+6.4%	+11
Infraction/Civil Violation	12,474	▲	+17.3%	+1,840
Landlord /Tenant	87	▲	+77.6%	+38
Misdemeanor	3,438	▲	+13.7%	+414
Other	93	▲	+1.1%	+1

\* Compared to same time period as previous year  
 8/19/2024 3:37:29PM

\*\* Case Type Categories are defined in the 2017 Virginia Judicial Workload Assessment  
 Source: SCV-SQL-Information

**CPSS - GCMS CASELOAD STATISTICS OF THE GENERAL DISTRICT COURTS**  
January 2024 thru July 2024 Dispositions (Compared to January 2023 thru July 2023)

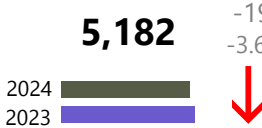
---

Protective Orders	9	▼	-18.2%	-2
<b>GRAND TOTAL</b>	<b>16,523</b>	▲	16.4%	+2,325

---

\* Compared to same time period as previous year  
8/19/2024 3:37:29PM

\*\* Case Type Categories are defined in the 2017 Virginia Judicial Workload Assessment  
Source: SCV-SQL-Information

2024 Overall GRAND TOTAL		Distribution of Caseload			Change*		Percentage (%) of Caseload		
<b>5,182</b>	-193 -3.6%	<b>Criminal</b>	344	7%	37.1% ▲	+93	<b>Criminal</b>	2023 4.7%	2024 6.6%
		<b>Traffic</b>	3,968	77%	-11.1% ▼	-496	<b>Traffic</b>	83.1%	76.6%
		<b>Civil</b>	858	17%	33.9% ▲	+217	<b>Civil</b>	11.9%	16.6%
		<b>Civil Commitments</b>	12	0%	-36.8% ▼	-7	<b>Civil Commitments</b>	0.4%	0.2%
		<b>GRAND TOTAL</b>	<b>5,182</b>	100%	-3.6% ▼	-193	<b>GRAND TOTAL</b>	100%	100%

**Dispositions by Division & Code**

Division	Case Type Description	Code	Summary	Change	% Change	Absolute Change
<b>Criminal</b>	Misdemeanor	M	179	▲	+36.6%	+48
	Felony	F	63	▲	+1.6%	+1
	Capias	CA	60	▲	+42.9%	+18
	Show Cause	SC	35	▲	+218.2%	+24
	Civil Violation	CV	7	▲	+40.0%	+2
	<b>Total</b>			<b>344</b>	▲	<b>37.1%</b>
<b>Traffic</b>	Infraction	I	3,314	▼	-9.9%	-363
	Misdemeanor	M	635	▼	-18.0%	-139
	Capias	CA	14	▲	+100.0%	+7
	Show Cause	SC	4	▲	+100.0%	+2
	Felony	F	1	▼	-66.7%	-2
	Other	O	0	▼	-100.0%	-1
	<b>Total</b>			<b>3,968</b>	▼	<b>-11.1%</b>
<b>Civil</b>	Interrogatory	IN	288	▲	+58.2%	+106
	Warrant in Debt	WD	219	▲	+19.0%	+35
	Garnishment	GA	149	▲	+23.1%	+28
	Detinue	DT	120	▲	+114.3%	+64
	Unlawful Detainer	UD	48	▼	-29.4%	-20
	Other	OT	11	▲	+10.0%	+1
	Preliminary Protective Order	PP	8	▲	+166.7%	+5
	Protective Order	PO	5	▲	-	+5
	Bond Forfeiture	BF	3	↔	-	-
	Show Cause	SC	3	▼	-66.7%	-6
	Admin License	AL	2	▼	-33.3%	-1
	Motion for Judgment	MJ	1	▲	-	+1
	Tenants Assertion	TA	1	▲	-	+1
	Impoundment	IM	0	▼	-100.0%	-2
	<b>Total</b>			<b>858</b>	▲	<b>33.9%</b>
<b>Civil Commitments</b>	Temporary Detention Order	TD	9	▼	-35.7%	-5
	Emergency Custody Order	EC	3	▼	-25.0%	-1
	Mental Commitment	MC	0	▼	-100.0%	-1
<b>Total</b>			<b>12</b>	▼	<b>-36.8%</b>	<b>-7</b>
<b>GRAND TOTAL</b>			<b>5,182</b>	▼	-3.6%	-193

**Dispositions by Major Case Category\*\***

Category	Summary	Change	% Change	Absolute Change
Felony	64	▼	-1.5%	-1
Garnishment	437	▲	+44.2%	+134
General Civil	343	▲	+42.9%	+103
Infraction/Civil Violation	3,321	▼	-9.8%	-362
Landlord /Tenant	49	▲	-27.9%	-19
Misdemeanor	814	▲	-10.1%	-91
Other	141	▲	+30.6%	+33
Protective Orders	13	▲	+333.3%	+10
<b>GRAND TOTAL</b>	<b>5,182</b>	▼	-3.6%	-193

\* Compared to same time period as previous year  
 8/19/2024 3:37:29PM

\*\* Case Type Categories are defined in the 2017 Virginia Judicial Workload Assessment  
 Source: SCV-SQL-Information

**CPSS - GCMS CASELOAD STATISTICS OF THE GENERAL DISTRICT COURTS**

January 2024 thru July 2024 Dispositions (Compared to January 2023 thru July 2023)

2024 Overall GRAND TOTAL		Distribution of Caseload			Change*		Percentage (%) of Caseload		
<b>9,839</b>	+337 3.5%	<b>Criminal</b>	205	2%	-6.8% ▼	-15	<b>Criminal</b>	2023 2.3%	2024 2.1%
2024		<b>Traffic</b>	8,863	90%	3.8% ▲	+324	<b>Traffic</b>	89.9%	90.1%
2023		<b>Civil</b>	706	7%	0.9% ▲	+6	<b>Civil</b>	7.4%	7.2%
		<b>Civil Commitments</b>	65	1%	51.2% ▲	+22	<b>Civil Commitments</b>	0.5%	0.7%
		<b>GRAND TOTAL</b>	<b>9,839</b>	100%	3.5% ▲	+337	<b>GRAND TOTAL</b>	100%	100%

**Dispositions by Division & Code**

Division	Case Type Description	Code	Summary	Change	% Change	Absolute Change
<b>Criminal</b>	Misdemeanor	M	92	▲	+15.0%	+12
	Felony	F	72	▼	-16.3%	-14
	Capias	CA	22	▼	-37.1%	-13
	Show Cause	SC	13	▼	-18.8%	-3
	Civil Violation	CV	6	▲	+100.0%	+3
	<b>Total</b>			<b>205</b>	▼	<b>-6.8%</b>
<b>Traffic</b>	Infraction	I	5,866	▲	+3.3%	+185
	Misdemeanor	M	2,953	▲	+4.1%	+116
	Capias	CA	34	▲	+126.7%	+19
	Felony	F	5	↔	-	-
	Show Cause	SC	4	▲	-	+4
	Other	O	1	▲	-	+1
	Civil Violation	CV	0	▼	-100.0%	-1
	<b>Total</b>			<b>8,863</b>	▲	<b>3.8%</b>
<b>Civil</b>	Interrogatory	IN	353	↔	-	-
	Warrant in Debt	WD	162	▲	+11.7%	+17
	Garnishment	GA	104	▼	-11.9%	-14
	Unlawful Detainer	UD	43	▼	-14.0%	-7
	Other	OT	12	▲	-7.7%	-1
	Preliminary Protective Order	PP	8	▲	+14.3%	+1
	Show Cause	SC	8	▲	+14.3%	+1
	Bond Forfeiture	BF	4	▲	+300.0%	+3
	Detinue	DT	4	▲	+300.0%	+3
	Protective Order	PO	4	▲	+300.0%	+3
	Admin License	AL	3	▲	+50.0%	+1
	Tenants Assertion	TA	1	▲	-	+1
	Motion for Judgment	MJ	0	▼	-100.0%	-1
	Overweight	OC	0	▼	-100.0%	-1
<b>Total</b>			<b>706</b>	▲	<b>0.9%</b>	<b>+6</b>
<b>Civil Commitments</b>	Temporary Detention Order	TD	23	▲	+43.8%	+7
	Mental Commitment	MC	22	▲	+15.8%	+3
	Emergency Custody Order	EC	20	▲	+150.0%	+12
	<b>Total</b>			<b>65</b>	▲	<b>51.2%</b>
<b>GRAND TOTAL</b>			<b>9,839</b>	▲	3.5%	+337

**Dispositions by Major Case Category\*\***

Category	Summary	Change	% Change	Absolute Change
Felony	77	▼	-15.4%	-14
Garnishment	457	▼	-3.0%	-14
General Civil	167	▲	+13.6%	+20
Infraction/Civil Violation	5,873	▲	+3.3%	+187
Landlord /Tenant	44	▲	-12.0%	-6
Misdemeanor	3,045	▲	+4.4%	+128
Other	164	▲	+24.2%	+32
Protective Orders	12	▲	+50.0%	+4
<b>GRAND TOTAL</b>	<b>9,839</b>	▲	3.5%	+337

\* Compared to same time period as previous year  
8/19/2024 3:37:29PM

\*\* Case Type Categories are defined in the 2017 Virginia Judicial Workload Assessment  
Source: SCV-SQL-Information



# CPSS - GCMS CASELOAD STATISTICS OF THE GENERAL DISTRICT COURTS

January 2024 thru July 2024 Dispositions (Compared to January 2023 thru July 2023)

2024 Overall GRAND TOTAL		Distribution of Caseload			Change*		Percentage (%) of Caseload		
<b>9,492</b>	+121 1.3%	<b>Criminal</b>	815	9%	7.8% ▲	+59	<b>Criminal</b>	2023: 8.1%	2024: 8.6%
2024		<b>Traffic</b>	6,230	66%	-4.5% ▼	-295	<b>Traffic</b>	69.6%	65.6%
2023		<b>Civil</b>	2,090	22%	17.8% ▲	+316	<b>Civil</b>	18.9%	22.0%
		<b>Civil Commitments</b>	357	4%	13.0% ▲	+41	<b>Civil Commitments</b>	3.4%	3.8%
		<b>GRAND TOTAL</b>	<b>9,492</b>	100%	1.3% ▲	+121	<b>GRAND TOTAL</b>	100%	100%

## Dispositions by Division & Code

Division	Case Type Description	Code	Summary	Change	% Change	Absolute Change
<b>Criminal</b>	Misdemeanor	M	398	▲	+16.7%	+57
	Felony	F	280	▼	-0.7%	-2
	Capias	CA	102	▲	+8.5%	+8
	Show Cause	SC	33	▲	+22.2%	+6
	Civil Violation	CV	2	▼	-83.3%	-10
	<b>Total</b>			<b>815</b>	<b>▲</b>	<b>7.8%</b>
<b>Traffic</b>	Infraction	I	4,912	▼	-2.4%	-119
	Misdemeanor	M	1,215	▼	-10.1%	-136
	Capias	CA	74	▼	-18.7%	-17
	Show Cause	SC	19	▼	-52.5%	-21
	Felony	F	10	▼	-9.1%	-1
	Civil Violation	CV	0	▼	-100.0%	-1
<b>Total</b>			<b>6,230</b>	<b>▼</b>	<b>-4.5%</b>	<b>-295</b>
<b>Civil</b>	Warrant in Debt	WD	709	▲	+55.5%	+253
	Garnishment	GA	580	▼	-5.8%	-36
	Unlawful Detainer	UD	566	▲	+11.6%	+59
	Other	OT	55	▲	+120.0%	+30
	Preliminary Protective Order	PP	52	▲	+23.8%	+10
	Protective Order	PO	28	▲	+40.0%	+8
	Show Cause	SC	27	▼	-3.6%	-1
	Detinue	DT	16	▼	-36.0%	-9
	Abstract	AJ	15	▲	+66.7%	+6
	Motion for Judgment	MJ	14	▲	+7.7%	+1
	Admin License	AL	8	▼	-46.7%	-7
	Impoundment	IM	4	▲	-	+4
	Petition-Restore Arms	PR	4	▲	+33.3%	+1
	Bond Forfeiture	BF	3	▲	+50.0%	+1
	Interrogatory	IN	3	▼	-25.0%	-1
	Tenants Assertion	TA	3	↔	-	-
	Capias	CA	1	▼	-50.0%	-1
	Counter Claim	CC	1	▲	-	+1
	Cross Claim	CR	1	▲	-	+1
	Interrogatory-Not	IC	0	▼	-100.0%	-3
Restricted Operators License	RL	0	▼	-100.0%	-1	
<b>Total</b>			<b>2,090</b>	<b>▲</b>	<b>17.8%</b>	<b>+316</b>
<b>Civil Commitments</b>	Mental Commitment	MC	190	▼	-4.5%	-9
	Emergency Custody Order	EC	78	▲	+73.3%	+33
	Temporary Detention Order	TD	54	▲	+35.0%	+14
	Other	OT	33	▲	+17.9%	+5
	Medical Emergency Temporary Detention Order	MT	2	▼	-33.3%	-1
	Medical Emergency Custody Order	ME	0	▼	-100.0%	-1
<b>Total</b>			<b>357</b>	<b>▲</b>	<b>13.0%</b>	<b>+41</b>
<b>GRAND TOTAL</b>			<b>9,492</b>	<b>▲</b>	<b>1.3%</b>	<b>+121</b>

## Dispositions by Major Case Category\*\*

Category	Summary	Change	% Change	Absolute Change
Felony	290	▼	-1.0%	-3
Garnishment	583	▼	-6.0%	-37

\* Compared to same time period as previous year  
8/19/2024 3:37:29PM

\*\* Case Type Categories are defined in the 2017 Virginia Judicial Workload Assessment  
Source: SCV-SQL-Information

**CPSS - GCMS CASELOAD STATISTICS OF THE GENERAL DISTRICT COURTS**

January 2024 thru July 2024 Dispositions (Compared to January 2023 thru July 2023)

General Civil	745	▲	+49.9%	+248
Infraction/Civil Violation	4,914	▼	-2.6%	-130
Involuntary Civil Commitments	33	▲	+17.9%	+5
Landlord /Tenant	569	▲	+11.6%	+59
Misdemeanor	1,613	▼	-4.7%	-80
Other	665	▲	+6.6%	+41
Protective Orders	80	▲	+29.0%	+18
<b>GRAND TOTAL</b>	<b>9,492</b>	▲	1.3%	+121



2024 Overall GRAND TOTAL		Distribution of Caseload			Change*		Percentage (%) of Caseload		
<b>9,208</b>	+2,570 38.7%	<b>Criminal</b>	863	9%	23.5% ▲	+164	<b>Criminal</b>	2023 10.5%	2024 9.4%
2024		<b>Traffic</b>	6,681	73%	54.0% ▲	+2,343	<b>Traffic</b>	65.4%	72.6%
2023		<b>Civil</b>	1,623	18%	2.0% ▲	+32	<b>Civil</b>	24.0%	17.6%
		<b>Civil Commitments</b>	41	0%	310.0% ▲	+31	<b>Civil Commitments</b>	0.2%	0.4%
		<b>GRAND TOTAL</b>	<b>9,208</b>	100%	38.7% ▲	+2,570	<b>GRAND TOTAL</b>	100%	100%

Dispositions by Division & Code

Division	Case Type Description	Code	Summary	Change	% Change	Absolute Change
<b>Criminal</b>	Misdemeanor	M	445	▲	+54.0%	+156
	Felony	F	247	▼	-6.4%	-17
	Capias	CA	102	▲	+4.1%	+4
	Show Cause	SC	36	▲	+2.9%	+1
	Civil Violation	CV	30	▲	+130.8%	+17
	Restricted Operators License	RL	3	▲	-	+3
	<b>Total</b>			<b>863</b>	<b>▲</b>	<b>23.5%</b>
<b>Traffic</b>	Infraction	I	5,437	▲	+61.1%	+2,063
	Misdemeanor	M	1,113	▲	+32.8%	+275
	Capias	CA	99	▲	+7.6%	+7
	Felony	F	12	▲	+100.0%	+6
	Show Cause	SC	10	▼	-64.3%	-18
	Restricted Operators License	RL	7	▲	-	+7
	Civil Violation	CV	3	▲	-	+3
<b>Total</b>			<b>6,681</b>	<b>▲</b>	<b>54.0%</b>	<b>+2,343</b>
<b>Civil</b>	Warrant in Debt	WD	667	▲	+17.6%	+100
	Garnishment	GA	521	▲	+5.0%	+25
	Unlawful Detainer	UD	285	▼	-24.0%	-90
	Other	OT	35	▲	+150.0%	+21
	Preliminary Protective Order	PP	28	▲	+12.0%	+3
	Protective Order	PO	27	▲	+58.8%	+10
	Admin License	AL	13	▼	-13.3%	-2
	Motion for Judgment	MJ	9	▲	+50.0%	+3
	Impoundment	IM	8	▼	-46.7%	-7
	Show Cause	SC	8	▼	-66.7%	-16
	Abstract	AJ	5	▼	-61.5%	-8
	Interrogatory	IN	5	▼	-28.6%	-2
	Overweight	OC	4	▼	-20.0%	-1
	Tenants Assertion	TA	3	▲	+50.0%	+1
	Motor Carrier	MC	2	▲	+100.0%	+1
	Detinue	DT	1	▼	-50.0%	-1
	Petition-Restore Arms	PR	1	↔	-	-
	Restricted Operators License	RL	1	▼	-80.0%	-4
	Emergency Substantial Risk Order	SR	0	▼	-100.0%	-1
<b>Total</b>			<b>1,623</b>	<b>▲</b>	<b>2.0%</b>	<b>+32</b>
<b>Civil Commitments</b>	Emergency Custody Order	EC	20	▲	-	+20
	Temporary Detention Order	TD	20	▲	+100.0%	+10
	Mental Commitment	MC	1	▲	-	+1
<b>Total</b>			<b>41</b>	<b>▲</b>	<b>310.0%</b>	<b>+31</b>
<b>GRAND TOTAL</b>			<b>9,208</b>	<b>▲</b>	<b>38.7%</b>	<b>+2,570</b>

Dispositions by Major Case Category\*\*

Category	Summary	Change	% Change	Absolute Change
Felony	259	▲	-4.1%	-11
Garnishment	526	▼	+4.6%	+23
General Civil	687	▲	+17.4%	+102
Infraction/Civil Violation	5,476	▲	+61.4%	+2,083
Landlord /Tenant	288	▲	-23.6%	-89

\* Compared to same time period as previous year  
 8/19/2024 3:37:29PM

\*\* Case Type Categories are defined in the 2017 Virginia Judicial Workload Assessment  
 Source: SCV-SQL-Information




**CPSS - GCMS CASELOAD STATISTICS OF THE GENERAL DISTRICT COURTS**  
 January 2024 thru July 2024 Dispositions (Compared to January 2023 thru July 2023)

Misdemeanor	1,569	▲	+38.6%	+437
New to Workload Study	0	▼	-100.0%	-1
Other	348	▲	+3.9%	+13
Protective Orders	55	▲	+31.0%	+13
<b>GRAND TOTAL</b>	<b>9,208</b>	▲	38.7%	+2,570

\* Compared to same time period as previous year  
 8/19/2024 3:37:29PM

\*\* Case Type Categories are defined in the 2017 Virginia Judicial Workload Assessment  
 Source: SCV-SQL-Information

**CPSS - GCMS CASELOAD STATISTICS OF THE GENERAL DISTRICT COURTS**  
 January 2024 thru July 2024 Dispositions (Compared to January 2023 thru July 2023)

2024 Overall GRAND TOTAL		Distribution of Caseload				Change*		Percentage (%) of Caseload				
2024 	821	+46	5.9%		<b>Criminal</b>	64	8%	1.6% ▲	+1	<b>Criminal</b>	2023: 8.1%	2024: 7.8%
					<b>Traffic</b>	588	72%	5.4% ▲	+30	<b>Traffic</b>	72.0%	71.6%
2023 					<b>Civil</b>	163	20%	8.7% ▲	+13	<b>Civil</b>	19.4%	19.9%
					<b>Civil Commitments</b>	6	1%	50.0% ▲	+2	<b>Civil Commitments</b>	0.5%	0.7%
					<b>GRAND TOTAL</b>	<b>821</b>	100%	5.9% ▲	+46	<b>GRAND TOTAL</b>	100%	100%

**Dispositions by Division & Code**

Division	Case Type Description	Code	Summary	Change	% Change	Absolute Change
<b>Criminal</b>	Misdemeanor	M	37	▼	-21.3%	-10
	Show Cause	SC	9	▲	+200.0%	+6
	Felony	F	7	▼	-22.2%	-2
	Civil Violation	CV	6	▲	+50.0%	+2
	Capias	CA	5	▲	-	+5
	<b>Total</b>			<b>64</b>	▲	<b>1.6%</b>
<b>Traffic</b>	Infraction	I	502	▲	+6.8%	+32
	Misdemeanor	M	82	▲	+6.5%	+5
	Show Cause	SC	2	▼	-33.3%	-1
	Capias	CA	1	↔	-	-
	Felony	F	1	▲	-	+1
	Restricted Operators License	RL	0	▼	-100.0%	-7
	<b>Total</b>			<b>588</b>	▲	<b>5.4%</b>
<b>Civil</b>	Warrant in Debt	WD	88	▲	+44.3%	+27
	Garnishment	GA	48	▼	-18.6%	-11
	Unlawful Detainer	UD	18	▲	+80.0%	+8
	Admin License	AL	2	↔	-	-
	Motion for Judgment	MJ	2	▲	+100.0%	+1
	Other	OT	2	▼	-81.8%	-9
	Preliminary Protective Order	PP	2	▲	+100.0%	+1
	Detinue	DT	1	▲	-	+1
	Overweight	OC	0	▼	-100.0%	-1
	Protective Order	PO	0	▼	-100.0%	-2
	Show Cause	SC	0	▼	-100.0%	-1
	Tenants Assertion	TA	0	▼	-100.0%	-1
	<b>Total</b>			<b>163</b>	▲	<b>8.7%</b>
<b>Civil Commitments</b>	Temporary Detention Order	TD	4	▲	+100.0%	+2
	Emergency Custody Order	EC	2	↔	-	-
<b>Total</b>			<b>6</b>	▲	<b>50.0%</b>	<b>+2</b>
<b>GRAND TOTAL</b>			<b>821</b>	▲	5.9%	+46

**Dispositions by Major Case Category\*\***

Category	Summary	Change	% Change	Absolute Change
Felony	8	▲	-11.1%	-1
Garnishment	48	▼	-18.6%	-11
General Civil	91	▲	+46.8%	+29
Infraction/Civil Violation	508	▼	+6.9%	+33
Landlord /Tenant	18	▼	+63.6%	+7
Misdemeanor	119	▼	-9.2%	-12
Other	27	▲	+8.0%	+2
Protective Orders	2	↔	-33.3%	-1
<b>GRAND TOTAL</b>	<b>821</b>	▲	5.9%	+46

2024 Overall GRAND TOTAL		Distribution of Caseload			Change*		Percentage (%) of Caseload		
<b>10,514</b>	+2,161 25.9%	<b>Criminal</b>	175	2%	-37.5% ▼	-105	<b>Criminal</b>	2023 3.4%	2024 1.7%
2024	↑	<b>Traffic</b>	9,969	95%	29.6% ▲	+2,278	<b>Traffic</b>	92.1%	94.8%
2023		<b>Civil</b>	353	3%	-4.9% ▲	-18	<b>Civil</b>	4.4%	3.4%
		<b>Civil Commitments</b>	17	0%	54.5% ▲	+6	<b>Civil Commitments</b>	0.1%	0.2%
		<b>GRAND TOTAL</b>	<b>10,514</b>	100%	25.9% ▲	+2,161	<b>GRAND TOTAL</b>	100%	100%

**Dispositions by Division & Code**

Division	Case Type Description	Code	Summary	Change	% Change	Absolute Change
<b>Criminal</b>	Misdemeanor	M	102	▼	-21.5%	-28
	Felony	F	42	▼	-61.5%	-67
	Civil Violation	CV	17	▲	+21.4%	+3
	Capias	CA	9	▼	-50.0%	-9
	Show Cause	SC	5	▼	-44.4%	-4
	<b>Total</b>			<b>175</b>	▼	<b>-37.5%</b>
<b>Traffic</b>	Infraction	I	7,858	▲	+44.1%	+2,406
	Misdemeanor	M	1,981	▼	-7.9%	-170
	Capias	CA	55	▲	+17.0%	+8
	Civil Violation	CV	51	▲	+920.0%	+46
	Show Cause	SC	20	▼	-33.3%	-10
	Felony	F	3	▼	-50.0%	-3
	Other	O	1	▲	-	+1
	<b>Total</b>			<b>9,969</b>	▲	<b>29.6%</b>
<b>Civil</b>	Warrant in Debt	WD	180	▲	+42.9%	+54
	Garnishment	GA	114	▼	-28.8%	-46
	Unlawful Detainer	UD	30	▼	-28.6%	-12
	Other	OT	10	▲	+11.1%	+1
	Preliminary Protective Order	PP	5	▼	-16.7%	-1
	Admin License	AL	3	▼	-57.1%	-4
	Impoundment	IM	3	↔	-	-
	Overweight	OC	2	↔	-	-
	Abstract	AJ	1	▲	-	+1
	Bond Forfeiture	BF	1	▼	-66.7%	-2
	Detinue	DT	1	▼	-66.7%	-2
	Motion for Judgment	MJ	1	↔	-	-
	Protective Order	PO	1	▼	-83.3%	-5
	Tenants Assertion	TA	1	▲	-	+1
	Capias	CA	0	▼	-100.0%	-1
	Mechanic's Lien	ML	0	▼	-100.0%	-1
	Show Cause	SC	0	▼	-100.0%	-1
<b>Total</b>			<b>353</b>	▼	<b>-4.9%</b>	<b>-18</b>
<b>Civil Commitments</b>	Temporary Detention Order	TD	13	▲	+85.7%	+6
	Emergency Custody Order	EC	4	▲	+33.3%	+1
	Medical Emergency Custody Order	ME	0	▼	-100.0%	-1
	<b>Total</b>			<b>17</b>	▲	<b>54.5%</b>
<b>GRAND TOTAL</b>			<b>10,514</b>	▲	25.9%	+2,161

**Dispositions by Major Case Category\*\***

Category	Summary	Change	% Change	Absolute Change
Felony	45	▼	-60.9%	-70
Garnishment	114	▼	-28.8%	-46
General Civil	184	▼	+38.3%	+51
Infraction/Civil Violation	7,929	▲	+44.9%	+2,456
Landlord /Tenant	31	▲	-26.2%	-11
Misdemeanor	2,083	▼	-8.7%	-198
Other	122	▲	-10.9%	-15

\* Compared to same time period as previous year  
 8/19/2024 3:37:29PM

\*\* Case Type Categories are defined in the 2017 Virginia Judicial Workload Assessment  
 Source: SCV-SQL-Information

**CPSS - GCMS CASELOAD STATISTICS OF THE GENERAL DISTRICT COURTS**  
January 2024 thru July 2024 Dispositions (Compared to January 2023 thru July 2023)

Protective Orders	6	▼	-50.0%	-6
<b>GRAND TOTAL</b>	<b>10,514</b>	▲	25.9%	+2,161

\* Compared to same time period as previous year  
8/19/2024 3:37:29PM

\*\* Case Type Categories are defined in the 2017 Virginia Judicial Workload Assessment  
Source: SCV-SQL-Information

2024 Overall GRAND TOTAL		Distribution of Caseload			Change*		Percentage (%) of Caseload			
<b>17,426</b>	-2,295 -11.6%	<b>Criminal</b>	0	0%	-100.0%	▼	-1	<b>Criminal</b>	2023 0.0%	2024 0.0%
2024		<b>Civil</b>	16,990	97%	-10.7%	▼	-2,035	<b>Civil</b>	96.5%	97.5%
2023		<b>Civil Commitments</b>	436	3%	-37.3%	▼	-259	<b>Civil Commitments</b>	3.5%	2.5%
<b>GRAND TOTAL</b>		<b>GRAND TOTAL</b>	<b>17,426</b>	100%	-11.6%	▼	-2,295	<b>GRAND TOTAL</b>	100%	100%

Dispositions by Division & Code

Division	Case Type Description	Code	Summary	Change	% Change	Absolute Change
<b>Criminal</b>	Show Cause	SC	0	▼	-100.0%	-1
	Total		<b>0</b>	▼	<b>-100.0%</b>	<b>-1</b>
<b>Civil</b>	Unlawful Detainer	UD	6,436	▲	+8.5%	+503
	Garnishment	GA	4,574	▼	-36.7%	-2,654
	Warrant in Debt	WD	4,370	▲	+21.3%	+766
	Motion for Judgment	MJ	391	▼	-11.5%	-51
	Other	OT	366	▼	-24.1%	-116
	Preliminary Protective Order	PP	255	▲	+1.6%	+4
	Show Cause	SC	179	▼	-64.6%	-327
	Protective Order	PO	171	▲	+0.6%	+1
	Interrogatory	IN	109	▼	-22.1%	-31
	Abstract	AJ	55	▼	-68.8%	-121
	Detinue	DT	50	▼	-25.4%	-17
	Tenants Assertion	TA	26	▲	+62.5%	+10
	Counter Claim	CC	5	▼	-44.4%	-4
	Petition-Restore Arms	PR	2	▲	+100.0%	+1
	Third Party Claim	TH	1	▲	-	+1
Total			<b>16,990</b>	▼	<b>-10.7%</b>	<b>-2,035</b>
<b>Civil Commitments</b>	Temporary Detention Order	TD	285	▼	-38.0%	-175
	Emergency Custody Order	EC	150	▼	-36.2%	-85
	Mental Commitment	MC	1	▲	-	+1
Total			<b>436</b>	▼	<b>-37.3%</b>	<b>-259</b>
<b>GRAND TOTAL</b>			<b>17,426</b>	▼	-11.6%	-2,295

Dispositions by Major Case Category\*\*

Category	Summary	Change	% Change	Absolute Change
Garnishment	4,683	▼	-36.4%	-2,685
General Civil	4,824	▲	+16.9%	+699
Landlord /Tenant	6,462	▲	+8.6%	+513
Other	1,031	▲	-44.5%	-827
Protective Orders	426	▲	+1.2%	+5
<b>GRAND TOTAL</b>	<b>17,426</b>	▼	-11.6%	-2,295

2024 Overall GRAND TOTAL		Distribution of Caseload			Change*		Percentage (%) of Caseload		
<b>6,028</b>	+295 5.1%	<b>Criminal</b>	5,797	96%	5.0% ▲	+277	<b>Criminal</b>	2023 96.3%	2024 96.2%
2024		<b>Traffic</b>	223	4%	7.7% ▲	+16	<b>Traffic</b>	3.6%	3.7%
2023		<b>Civil</b>	8	0%	33.3% ▲	+2	<b>Civil</b>	0.1%	0.1%
		<b>GRAND TOTAL</b>	<b>6,028</b>	100%	5.1% ▲	+295	<b>GRAND TOTAL</b>	100%	100%

Dispositions by Division & Code

Division	Case Type Description	Code	Summary	Change	% Change	Absolute Change
<b>Criminal</b>	Misdemeanor	M	3,909	▲	+10.4%	+369
	Felony	F	1,587	▼	-6.5%	-110
	Show Cause	SC	116	▲	+11.5%	+12
	Capias	CA	97	▲	+5.4%	+5
	Civil Violation	CV	88	▲	+7.3%	+6
	Restricted Operators License	RL	0	▼	-100.0%	-5
	<b>Total</b>			<b>5,797</b>	<b>▲</b>	<b>5.0%</b>
<b>Traffic</b>	Infraction	I	144	▲	+20.0%	+24
	Misdemeanor	M	68	▼	-12.8%	-10
	Felony	F	9	↔	-	-
	Capias	CA	2	▲	-	+2
	<b>Total</b>			<b>223</b>	<b>▲</b>	<b>7.7%</b>
<b>Civil</b>	Bond Forfeiture	BF	5	▼	-16.7%	-1
	Other	OT	2	▲	-	+2
	Impoundment	IM	1	▲	-	+1
	<b>Total</b>			<b>8</b>	<b>▲</b>	<b>33.3%</b>
<b>GRAND TOTAL</b>			<b>6,028</b>	<b>▲</b>	<b>5.1%</b>	<b>+295</b>

Dispositions by Major Case Category\*\*

Category	Summary	Change	% Change	Absolute Change
Felony	1,596	▼	-6.4%	-110
General Civil	2	▲	-	+2
Infraction/Civil Violation	232	▲	+14.9%	+30
Misdemeanor	3,977	▼	+9.8%	+354
Other	221	▲	+9.4%	+19
<b>GRAND TOTAL</b>	<b>6,028</b>	<b>▲</b>	<b>5.1%</b>	<b>+295</b>

2024 Overall GRAND TOTAL		Distribution of Caseload			Change*		Percentage (%) of Caseload		
<b>13,183</b>	+2,702 25.8%	<b>Criminal</b>	1,323	10%	31.9% ▲	+320	<b>Criminal</b>	2023 9.6%	2024 10.0%
2024	↑	<b>Traffic</b>	11,535	87%	27.4% ▲	+2,483	<b>Traffic</b>	86.4%	87.5%
2023		<b>Civil</b>	325	2%	-23.7% ▼	-101	<b>Civil</b>	4.1%	2.5%
		<b>GRAND TOTAL</b>	<b>13,183</b>	100%	25.8% ▲	+2,702	<b>GRAND TOTAL</b>	100%	100%

Dispositions by Division & Code

Division	Case Type Description	Code	Summary	Change	% Change	Absolute Change
<b>Criminal</b>	Misdemeanor	M	944	▲	+28.1%	+207
	Civil Violation	CV	172	▲	+60.7%	+65
	Felony	F	97	▲	+42.6%	+29
	Show Cause	SC	77	▲	+30.5%	+18
	Restricted Operators License	RL	17	▲	+88.9%	+8
	Capias	CA	16	▼	-30.4%	-7
	<b>Total</b>			<b>1,323</b>	<b>▲</b>	<b>31.9%</b>
<b>Traffic</b>	Infraction	I	8,053	▲	+30.1%	+1,865
	Misdemeanor	M	3,002	▲	+25.1%	+602
	Other	O	285	▼	-30.8%	-127
	Civil Violation	CV	106	▲	+10,500.0%	+105
	Felony	F	67	▲	+86.1%	+31
	Show Cause	SC	11	▲	+57.1%	+4
	Capias	CA	9	▲	+12.5%	+1
	Restricted Operators License	RL	2	▲	-	+2
<b>Total</b>			<b>11,535</b>	<b>▲</b>	<b>27.4%</b>	<b>+2,483</b>
<b>Civil</b>	Admin License	AL	254	▼	-29.4%	-106
	Impoundment	IM	42	↔		-
	Other	OT	17	▲	+13.3%	+2
	Bond Forfeiture	BF	12	▲	+33.3%	+3
<b>Total</b>			<b>325</b>	<b>▼</b>	<b>-23.7%</b>	<b>-101</b>
<b>GRAND TOTAL</b>			<b>13,183</b>	<b>▲</b>	<b>25.8%</b>	<b>+2,702</b>

Dispositions by Major Case Category\*\*

Category	Summary	Change	% Change	Absolute Change
Felony	164	▲	+57.7%	+60
General Civil	17	▲	+13.3%	+2
Infraction/Civil Violation	8,616	▲	+28.4%	+1,908
Misdemeanor	3,965	▲	+26.0%	+819
Other	421	▲	-17.1%	-87
<b>GRAND TOTAL</b>	<b>13,183</b>	<b>▲</b>	<b>25.8%</b>	<b>+2,702</b>

\* Compared to same time period as previous year  
 8/19/2024 3:37:29PM

\*\* Case Type Categories are defined in the 2017 Virginia Judicial Workload Assessment  
 Source: SCV-SQL-Information



**CPSS - GCMS CASELOAD STATISTICS OF THE GENERAL DISTRICT COURTS**  
 January 2024 thru July 2024 Dispositions (Compared to January 2023 thru July 2023)

2024 Overall GRAND TOTAL		Distribution of Caseload			Change*		Percentage (%) of Caseload		
<b>29,359</b>	+5,210 21.6%	<b>Criminal</b>	4,006	14%	25.2% ▲	+806	<b>Criminal</b>	2023 13.3%	2024 13.6%
2024		<b>Traffic</b>	9,180	31%	40.7% ▲	+2,655	<b>Traffic</b>	27.0%	31.3%
2023		<b>Civil</b>	14,507	49%	12.5% ▲	+1,610	<b>Civil</b>	53.4%	49.4%
		<b>Civil Commitments</b>	1,666	6%	9.1% ▲	+139	<b>Civil Commitments</b>	6.3%	5.7%
		<b>GRAND TOTAL</b>	<b>29,359</b>	100%	21.6% ▲	+5,210	<b>GRAND TOTAL</b>	100%	100%

**Dispositions by Division & Code**

Division	Case Type Description	Code	Summary	Change	% Change	Absolute Change
<b>Criminal</b>	Misdemeanor	M	2,564	▲	+29.1%	+578
	Felony	F	905	▲	+22.3%	+165
	Show Cause	SC	232	▼	-10.1%	-26
	Capias	CA	206	▲	+60.9%	+78
	Civil Violation	CV	99	▲	+12.5%	+11
	<b>Total</b>			<b>4,006</b>	<b>▲</b>	<b>25.2%</b>
<b>Traffic</b>	Infraction	I	6,418	▲	+40.6%	+1,854
	Misdemeanor	M	2,609	▲	+37.2%	+708
	Felony	F	60	▲	+114.3%	+32
	Capias	CA	42	▲	+740.0%	+37
	Show Cause	SC	41	▲	+272.7%	+30
	Restricted Operators License	RL	10	▼	-33.3%	-5
	Civil Violation	CV	0	▼	-100.0%	-1
	<b>Total</b>			<b>9,180</b>	<b>▲</b>	<b>40.7%</b>
<b>Civil</b>	Warrant in Debt	WD	5,490	▲	+22.1%	+993
	Unlawful Detainer	UD	3,777	▼	-2.9%	-113
	Garnishment	GA	3,455	▲	+27.6%	+748
	Other	OT	350	▲	-2.8%	-10
	Preliminary Protective Order	PP	283	▼	-16.0%	-54
	Protective Order	PO	209	▼	-4.1%	-9
	Bond Forfeiture	BF	203	▲	+107.1%	+105
	Show Cause	SC	177	▲	+24.6%	+35
	Admin License	AL	138	▼	-2.1%	-3
	Motion for Judgment	MJ	116	▲	+9.4%	+10
	Abstract	AJ	103	▼	-19.5%	-25
	Detinue	DT	82	▼	-20.4%	-21
	Interrogatory	IN	70	▼	-34.6%	-37
	Tenants Assertion	TA	26	▼	-16.1%	-5
	Counter Claim	CC	19	▲	+5.6%	+1
	Impoundment	IM	4	▲	+33.3%	+1
	Capias	CA	2	▼	-66.7%	-4
	Restricted Operators License	RL	2	▲	-	+2
	Petition-Restore Arms	PR	1	▼	-66.7%	-2
	Third Party Claim	TH	0	▼	-100.0%	-2
<b>Total</b>			<b>14,507</b>	<b>▲</b>	<b>12.5%</b>	<b>+1,610</b>
<b>Civil Commitments</b>	Mental Commitment	MC	701	▼	-19.9%	-174
	Temporary Detention Order	TD	547	▲	+18.4%	+85
	Emergency Custody Order	EC	329	▲	+210.4%	+223
	Other	OT	69	▲	+11.3%	+7
	Medical Emergency Temporary Detention Order	MT	20	▼	-4.8%	-1
	Medical Emergency Custody Order	ME	0	▼	-100.0%	-1
<b>Total</b>			<b>1,666</b>	<b>▲</b>	<b>9.1%</b>	<b>+139</b>
<b>GRAND TOTAL</b>			<b>29,359</b>	<b>▲</b>	<b>21.6%</b>	<b>+5,210</b>

**Dispositions by Major Case Category\*\***

Category	Summary	Change	% Change	Absolute Change
Felony	965	▲	+25.7%	+197
Garnishment	3,525	▼	+25.3%	+711

\* Compared to same time period as previous year  
 8/19/2024 3:37:29PM

\*\* Case Type Categories are defined in the 2017 Virginia Judicial Workload Assessment  
 Source: SCV-SQL-Information

**CPSS - GCMS CASELOAD STATISTICS OF THE GENERAL DISTRICT COURTS**

January 2024 thru July 2024 Dispositions (Compared to January 2023 thru July 2023)

**Hampton**

District: 8 FIPS: 650

General Civil	5,792	▲	+21.3%	+1,019
Infraction/Civil Violation	6,517	▼	+40.1%	+1,864
Involuntary Civil Commitments	69	▲	+11.3%	+7
Landlord /Tenant	3,803	▼	-3.0%	-118
Misdemeanor	5,185	▲	+32.9%	+1,283
Other	3,011	▲	+11.5%	+310
Protective Orders	492	▼	-11.4%	-63
<b>GRAND TOTAL</b>	<b>29,359</b>	▲	21.6%	+5,210

2024 Overall GRAND TOTAL		Distribution of Caseload		Change*		Percentage (%) of Caseload		
<b>884</b>	+230 35.2%	<b>Criminal</b>	81 9%	-33.6% ▼	-41	<b>Criminal</b>	2023 18.7%	2024 9.2%
2024	↑	<b>Traffic</b>	611 69%	70.7% ▲	+253	<b>Traffic</b>	54.7%	69.1%
2023		<b>Civil</b>	191 22%	9.8% ▲	+17	<b>Civil</b>	26.6%	21.6%
		<b>Civil Commitments</b>	1 0%	- ▲	+1	<b>Civil Commitments</b>	0.0%	0.1%
		<b>GRAND TOTAL</b>	<b>884</b> 100%	35.2% ▲	+230	<b>GRAND TOTAL</b>	100%	100%

**Dispositions by Division & Code**

Division	Case Type Description	Code	Summary	Change	% Change	Absolute Change
<b>Criminal</b>	Misdemeanor	M	54	▼	-41.9%	-39
	Felony	F	13	▼	-13.3%	-2
	Capias	CA	11	▲	+57.1%	+4
	Civil Violation	CV	1	▼	-75.0%	-3
	Restricted Operators License	RL	1	▲	-	+1
	Show Cause	SC	1	▼	-66.7%	-2
	<b>Total</b>			<b>81</b>	▼	<b>-33.6%</b>
<b>Traffic</b>	Infraction	I	507	▲	+85.7%	+234
	Misdemeanor	M	89	▲	+18.7%	+14
	Show Cause	SC	8	▲	+166.7%	+5
	Capias	CA	4	↔	-	-
	Restricted Operators License	RL	2	↔	-	-
	Felony	F	1	↔	-	-
	<b>Total</b>			<b>611</b>	▲	<b>70.7%</b>
<b>Civil</b>	Warrant in Debt	WD	92	▲	+39.4%	+26
	Garnishment	GA	60	▼	-1.6%	-1
	Unlawful Detainer	UD	11	↔	-	-
	Other	OT	7	▼	-30.0%	-3
	Preliminary Protective Order	PP	6	▼	-40.0%	-4
	Protective Order	PO	6	▼	-33.3%	-3
	Detinue	DT	3	▲	-	+3
	Interrogatory	IN	3	▲	+200.0%	+2
	Abstract	AJ	1	▲	-	+1
	Admin License	AL	1	↔	-	-
	Counter Claim	CC	1	↔	-	-
	Bond Forfeiture	BF	0	▼	-100.0%	-2
	Show Cause	SC	0	▼	-100.0%	-1
	Tenants Assertion	TA	0	▼	-100.0%	-1
<b>Total</b>			<b>191</b>	▲	<b>9.8%</b>	<b>+17</b>
<b>Civil Commitments</b>	Emergency Custody Order	EC	1	▲	-	+1
<b>Total</b>			<b>1</b>	▲	-	<b>+1</b>
<b>GRAND TOTAL</b>			<b>884</b>	▲	35.2%	+230

**Dispositions by Major Case Category\*\***

Category	Summary	Change	% Change	Absolute Change	
Felony	14	▼	-12.5%	-2	
Garnishment	63	▲	+1.6%	+1	
General Civil	95	▲	+43.9%	+29	
Infraction/Civil Violation	508	▲	+83.4%	+231	
Landlord /Tenant	11	▼	-8.3%	-1	
Misdemeanor	146	▲	-14.1%	-24	
Other	35	▲	+9.4%	+3	
Protective Orders	12	▼	-36.8%	-7	
<b>GRAND TOTAL</b>		<b>884</b>	▲	35.2%	+230

\* Compared to same time period as previous year  
 8/19/2024 3:37:29PM

\*\* Case Type Categories are defined in the 2017 Virginia Judicial Workload Assessment  
 Source: SCV-SQL-Information

**CPSS - GCMS CASELOAD STATISTICS OF THE GENERAL DISTRICT COURTS**

January 2024 thru July 2024 Dispositions (Compared to January 2023 thru July 2023)

2024 Overall GRAND TOTAL		Distribution of Caseload			Change*		Percentage (%) of Caseload		
<b>7,325</b>	-95 -1.3%	<b>Criminal</b>	1,035	14%	8.2% ▲	+78	<b>Criminal</b>	2023 12.9%	2024 14.1%
2024		<b>Traffic</b>	4,796	65%	-4.7% ▼	-236	<b>Traffic</b>	67.8%	65.5%
2023		<b>Civil</b>	1,445	20%	5.9% ▲	+80	<b>Civil</b>	18.4%	19.7%
		<b>Civil Commitments</b>	49	1%	-25.8% ▼	-17	<b>Civil Commitments</b>	0.9%	0.7%
		<b>GRAND TOTAL</b>	<b>7,325</b>	100%	-1.3% ▼	-95	<b>GRAND TOTAL</b>	100%	100%

**Dispositions by Division & Code**

Division	Case Type Description	Code	Summary	Change	% Change	Absolute Change
<b>Criminal</b>	Misdemeanor	M	658	▲	+14.2%	+82
	Felony	F	195	▼	-12.9%	-29
	Capias	CA	85	▼	-8.6%	-8
	Show Cause	SC	52	▲	+36.8%	+14
	Civil Violation	CV	45	▲	+73.1%	+19
	<b>Total</b>			<b>1,035</b>	▲	<b>8.2%</b>
<b>Traffic</b>	Infraction	I	4,207	▼	-7.8%	-358
	Misdemeanor	M	541	▲	+30.4%	+126
	Civil Violation	CV	20	▲	-	+20
	Show Cause	SC	13	▼	-31.6%	-6
	Felony	F	9	▼	-30.8%	-4
	Capias	CA	4	▼	-73.3%	-11
	Restricted Operators License	RL	2	▼	-60.0%	-3
	<b>Total</b>			<b>4,796</b>	▼	<b>-4.7%</b>
<b>Civil</b>	Warrant in Debt	WD	609	▲	+12.6%	+68
	Garnishment	GA	297	▲	+18.3%	+46
	Unlawful Detainer	UD	168	▼	-13.0%	-25
	Other	OT	89	▲	-10.1%	-10
	Admin License	AL	72	▲	+5.9%	+4
	Preliminary Protective Order	PP	66	▼	-4.3%	-3
	Impoundment	IM	63	▲	+57.5%	+23
	Protective Order	PO	30	▲	+3.4%	+1
	Bond Forfeiture	BF	12	▲	+71.4%	+5
	Abstract	AJ	9	↔	-	-
	Interrogatory	IN	9	▼	-40.0%	-6
	Motion for Judgment	MJ	6	▼	-25.0%	-2
	Detinue	DT	5	▼	-81.5%	-22
	Show Cause	SC	4	▲	+100.0%	+2
	Counter Claim	CC	2	▼	-33.3%	-1
	Tenants Assertion	TA	2	▼	-33.3%	-1
	Capias	CA	1	▲	-	+1
	Petition-Restore Arms	PR	1	↔	-	-
<b>Total</b>			<b>1,445</b>	▲	<b>5.9%</b>	<b>+80</b>
<b>Civil Commitments</b>	Temporary Detention Order	TD	30	▼	-23.1%	-9
	Emergency Custody Order	EC	17	▼	-37.0%	-10
	Mental Commitment	MC	2	▲	-	+2
<b>Total</b>			<b>49</b>	▼	<b>-25.8%</b>	<b>-17</b>
<b>GRAND TOTAL</b>			<b>7,325</b>	▼	-1.3%	-95

**Dispositions by Major Case Category\*\***

Category	Summary	Change	% Change	Absolute Change
Felony	204	▼	-13.9%	-33
Garnishment	306	▼	+15.0%	+40
General Civil	629	▼	+7.9%	+46
Infraction/Civil Violation	4,272	▲	-6.9%	-319
Landlord /Tenant	170	▼	-13.3%	-26
Misdemeanor	1,201	▼	+20.6%	+205
Other	447	▲	-1.3%	-6

\* Compared to same time period as previous year

\*\* Case Type Categories are defined in the 2017 Virginia Judicial Workload Assessment

**CPSS - GCMS CASELOAD STATISTICS OF THE GENERAL DISTRICT COURTS**  
January 2024 thru July 2024 Dispositions (Compared to January 2023 thru July 2023)

Protective Orders	96	▼	-2.0%	-2
<b>GRAND TOTAL</b>	<b>7,325</b>	▼	-1.3%	-95

\* Compared to same time period as previous year  
8/19/2024 3:37:29PM

\*\* Case Type Categories are defined in the 2017 Virginia Judicial Workload Assessment  
Source: SCV-SQL-Information

2024 Overall GRAND TOTAL		Distribution of Caseload			Change*		Percentage (%) of Caseload			
<b>2,348</b>	-383 -14.0%	<b>Criminal</b>	177	8%	-5.3%	▼	-10	<b>Criminal</b>	2023 6.8%	2024 7.5%
2024		<b>Traffic</b>	1,973	84%	-16.7%	▼	-396	<b>Traffic</b>	86.7%	84.0%
2023		<b>Civil</b>	196	8%	17.4%	▲	+29	<b>Civil</b>	6.1%	8.3%
		<b>Civil Commitments</b>	2	0%	-75.0%	▼	-6	<b>Civil Commitments</b>	0.3%	0.1%
		<b>GRAND TOTAL</b>	<b>2,348</b>	100%	-14.0%	▼	-383	<b>GRAND TOTAL</b>	100%	100%

Dispositions by Division & Code

Division	Case Type Description	Code	Summary	Change	% Change	Absolute Change
<b>Criminal</b>	Misdemeanor	M	135	▲	+3.1%	+4
	Felony	F	25	▲	+31.6%	+6
	Capias	CA	8	▼	-46.7%	-7
	Civil Violation	CV	5	▼	-28.6%	-2
	Show Cause	SC	3	▼	-80.0%	-12
	Restricted Operators License	RL	1	▲	-	+1
	<b>Total</b>			<b>177</b>	▼	<b>-5.3%</b>
<b>Traffic</b>	Infraction	I	1,735	▼	-16.8%	-351
	Misdemeanor	M	232	▼	-14.4%	-39
	Show Cause	SC	3	↔	-	-
	Capias	CA	2	▼	-60.0%	-3
	Restricted Operators License	RL	1	▼	-66.7%	-2
	Civil Violation	CV	0	▼	-100.0%	-1
<b>Total</b>			<b>1,973</b>	▼	<b>-16.7%</b>	<b>-396</b>
<b>Civil</b>	Warrant in Debt	WD	87	▲	+38.1%	+24
	Garnishment	GA	53	▲	+43.2%	+16
	Other	OT	16	▼	-20.0%	-4
	Admin License	AL	9	▲	+80.0%	+4
	Unlawful Detainer	UD	9	▼	-30.8%	-4
	Preliminary Protective Order	PP	8	↔	-	-
	Protective Order	PO	7	▼	-22.2%	-2
	Detinue	DT	4	▲	+300.0%	+3
	Abstract	AJ	1	▼	-50.0%	-1
	Counter Claim	CC	1	▲	-	+1
	Impoundment	IM	1	▼	-83.3%	-5
	Interrogatory	IN	0	▼	-100.0%	-1
	Petition-Restore Arms	PR	0	▼	-100.0%	-2
<b>Total</b>			<b>196</b>	▲	<b>17.4%</b>	<b>+29</b>
<b>Civil Commitments</b>	Temporary Detention Order	TD	2	▼	-71.4%	-5
	Emergency Custody Order	EC	0	▼	-100.0%	-1
<b>Total</b>			<b>2</b>	▼	<b>-75.0%</b>	<b>-6</b>
<b>GRAND TOTAL</b>			<b>2,348</b>	▼	<b>-14.0%</b>	<b>-383</b>

Dispositions by Major Case Category\*\*

Category	Summary	Change	% Change	Absolute Change
Felony	25	▲	+31.6%	+6
Garnishment	53	▼	+39.5%	+15
General Civil	94	▲	+36.2%	+25
Infraction/Civil Violation	1,740	▼	-16.9%	-354
Landlord /Tenant	9	▼	-30.8%	-4
Misdemeanor	369	▲	-8.9%	-36
Other	43	▲	-43.4%	-33
Protective Orders	15	▼	-11.8%	-2
<b>GRAND TOTAL</b>	<b>2,348</b>	▼	<b>-14.0%</b>	<b>-383</b>

2024 Overall GRAND TOTAL		Distribution of Caseload			Change*		Percentage (%) of Caseload		
<b>3,290</b>	+589 21.8%	<b>Criminal</b>	261	8%	26.7% ▲	+55	<b>Criminal</b>	2023 7.6%	2024 7.9%
2024	↑	<b>Traffic</b>	2,484	76%	20.2% ▲	+418	<b>Traffic</b>	76.5%	75.5%
2023		<b>Civil</b>	536	16%	27.9% ▲	+117	<b>Civil</b>	15.5%	16.3%
		<b>Civil Commitments</b>	9	0%	-10.0% ▼	-1	<b>Civil Commitments</b>	0.4%	0.3%
		<b>GRAND TOTAL</b>	<b>3,290</b>	100%	21.8% ▲	+589	<b>GRAND TOTAL</b>	100%	100%

**Dispositions by Division & Code**

Division	Case Type Description	Code	Summary	Change	% Change	Absolute Change
<b>Criminal</b>	Misdemeanor	M	185	▲	+36.0%	+49
	Felony	F	43	▲	+38.7%	+12
	Capias	CA	19	↔		-
	Show Cause	SC	9	▼	-30.8%	-4
	Civil Violation	CV	3	▼	-50.0%	-3
	Restricted Operators License	RL	2	▲	+100.0%	+1
	<b>Total</b>			<b>261</b>	<b>▲</b>	<b>26.7%</b>
<b>Traffic</b>	Infraction	I	2,162	▲	+20.6%	+370
	Misdemeanor	M	302	▲	+16.6%	+43
	Capias	CA	9	↔		-
	Civil Violation	CV	6	▲	+500.0%	+5
	Show Cause	SC	4	↔		-
	Felony	F	1	▲	-	+1
	Restricted Operators License	RL	0	▼	-100.0%	-1
<b>Total</b>			<b>2,484</b>	<b>▲</b>	<b>20.2%</b>	<b>+418</b>
<b>Civil</b>	Warrant in Debt	WD	260	▲	+58.5%	+96
	Garnishment	GA	140	▲	+26.1%	+29
	Unlawful Detainer	UD	51	▼	-10.5%	-6
	Other	OT	44	▲	+41.9%	+13
	Preliminary Protective Order	PP	13	▼	-27.8%	-5
	Protective Order	PO	11	▲	+10.0%	+1
	Admin License	AL	8	▼	-42.9%	-6
	Abstract	AJ	2	▲	-	+2
	Counter Claim	CC	2	▲	+100.0%	+1
	Impoundment	IM	2	▼	-71.4%	-5
	Detinue	DT	1	▼	-50.0%	-1
	Interrogatory	IN	1	▼	-66.7%	-2
	Motion for Judgment	MJ	1	▲	-	+1
Bond Forfeiture	BF	0	▼	-100.0%	-1	
<b>Total</b>			<b>536</b>	<b>▲</b>	<b>27.9%</b>	<b>+117</b>
<b>Civil Commitments</b>	Temporary Detention Order	TD	6	↔		-
	Emergency Custody Order	EC	3	▼	-25.0%	-1
<b>Total</b>			<b>9</b>	<b>▼</b>	<b>-10.0%</b>	<b>-1</b>
<b>GRAND TOTAL</b>			<b>3,290</b>	<b>▲</b>	<b>21.8%</b>	<b>+589</b>

**Dispositions by Major Case Category\*\***

Category	Summary	Change	% Change	Absolute Change
Felony	44	▲	+41.9%	+13
Garnishment	141	▼	+23.7%	+27
General Civil	265	▲	+55.0%	+94
Infraction/Civil Violation	2,171	▲	+20.7%	+372
Landlord /Tenant	51	▼	-10.5%	-6
Misdemeanor	489	▲	+23.2%	+92
Other	105	▲	+1.0%	+1
Protective Orders	24	▼	-14.3%	-4
<b>GRAND TOTAL</b>	<b>3,290</b>	<b>▲</b>	<b>21.8%</b>	<b>+589</b>

\* Compared to same time period as previous year  
 8/19/2024 3:37:29PM

\*\* Case Type Categories are defined in the 2017 Virginia Judicial Workload Assessment  
 Source: SCV-SQL-Information





2024 Overall GRAND TOTAL		Distribution of Caseload			Change*		Percentage (%) of Caseload		
<b>1,005</b>	-100 -9.0%	<b>Criminal</b>	126	13%	70.3% ▲	+52	<b>Criminal</b>	2023 6.7%	2024 12.5%
2024		<b>Traffic</b>	680	68%	-20.4% ▼	-174	<b>Traffic</b>	77.3%	67.7%
2023		<b>Civil</b>	191	19%	13.7% ▲	+23	<b>Civil</b>	15.2%	19.0%
		<b>Civil Commitments</b>	8	1%	-11.1% ▼	-1	<b>Civil Commitments</b>	0.8%	0.8%
		<b>GRAND TOTAL</b>	<b>1,005</b>	100%	-9.0% ▼	-100	<b>GRAND TOTAL</b>	100%	100%

Dispositions by Division & Code

Division	Case Type Description	Code	Summary	Change	% Change	Absolute Change
<b>Criminal</b>	Misdemeanor	M	91	▲	+102.2%	+46
	Felony	F	14	▼	-6.7%	-1
	Capias	CA	9	▲	+350.0%	+7
	Civil Violation	CV	6	▼	-14.3%	-1
	Show Cause	SC	6	▲	+20.0%	+1
	<b>Total</b>			<b>126</b>	<b>▲</b>	<b>70.3%</b>
<b>Traffic</b>	Infraction	I	560	▼	-19.2%	-133
	Misdemeanor	M	117	▼	-22.0%	-33
	Show Cause	SC	2	▼	-50.0%	-2
	Capias	CA	1	▼	-75.0%	-3
	Civil Violation	CV	0	▼	-100.0%	-1
	Felony	F	0	▼	-100.0%	-1
	Restricted Operators License	RL	0	▼	-100.0%	-1
	<b>Total</b>			<b>680</b>	<b>▼</b>	<b>-20.4%</b>
<b>Civil</b>	Warrant in Debt	WD	81	▲	+19.1%	+13
	Garnishment	GA	41	▲	+7.9%	+3
	Unlawful Detainer	UD	20	▼	-9.1%	-2
	Other	OT	16	▲	+45.5%	+5
	Admin License	AL	12	▲	+140.0%	+7
	Preliminary Protective Order	PP	8	▲	+60.0%	+3
	Protective Order	PO	7	▲	+133.3%	+4
	Detinue	DT	3	▲	+50.0%	+1
	Abstract	AJ	1	↔		-
	Impoundment	IM	1	▼	-50.0%	-1
	Interrogatory	IN	1	▼	-83.3%	-5
	Counter Claim	CC	0	▼	-100.0%	-1
	Show Cause	SC	0	▼	-100.0%	-4
	<b>Total</b>			<b>191</b>	<b>▲</b>	<b>13.7%</b>
<b>Civil Commitments</b>	Temporary Detention Order	TD	6	▲	+50.0%	+2
	Emergency Custody Order	EC	2	▼	-60.0%	-3
	<b>Total</b>			<b>8</b>	<b>▼</b>	<b>-11.1%</b>
<b>GRAND TOTAL</b>			<b>1,005</b>	<b>▼</b>	<b>-9.0%</b>	<b>-100</b>

Dispositions by Major Case Category\*\*

Category	Summary	Change	% Change	Absolute Change
Felony	14	▼	-12.5%	-2
Garnishment	42	▼	-4.5%	-2
General Civil	85	▲	+19.7%	+14
Infraction/Civil Violation	566	▼	-19.3%	-135
Landlord /Tenant	20	▼	-9.1%	-2
Misdemeanor	208	▼	+6.1%	+12
Other	55	▲	+17.0%	+8
Protective Orders	15	▲	+87.5%	+7
<b>GRAND TOTAL</b>		<b>1,005</b>	<b>▼</b>	<b>-9.0%</b>

\* Compared to same time period as previous year  
 8/19/2024 3:37:29PM

\*\* Case Type Categories are defined in the 2017 Virginia Judicial Workload Assessment  
 Source: SCV-SQL-Information

2024 Overall GRAND TOTAL		Distribution of Caseload			Change*		Percentage (%) of Caseload		
<b>1,206</b>	+360 42.6%	<b>Criminal</b>	195	16%	59.8% ▲	+73	<b>Criminal</b>	2023 14.4%	2024 16.2%
2024	↑	<b>Traffic</b>	772	64%	46.5% ▲	+245	<b>Traffic</b>	62.3%	64.0%
2023		<b>Civil</b>	227	19%	24.7% ▲	+45	<b>Civil</b>	21.5%	18.8%
		<b>Civil Commitments</b>	12	1%	-20.0% ▼	-3	<b>Civil Commitments</b>	1.8%	1.0%
		<b>GRAND TOTAL</b>	<b>1,206</b>	100%	42.6% ▲	+360	<b>GRAND TOTAL</b>	100%	100%

Dispositions by Division & Code

Division	Case Type Description	Code	Summary	Change	% Change	Absolute Change
<b>Criminal</b>	Misdemeanor	M	135	▲	+66.7%	+54
	Felony	F	30	▲	+233.3%	+21
	Civil Violation	CV	15	▲	+275.0%	+11
	Capias	CA	11	▼	-21.4%	-3
	Show Cause	SC	4	▼	-71.4%	-10
	<b>Total</b>			<b>195</b>	<b>▲</b>	<b>59.8%</b>
<b>Traffic</b>	Infraction	I	639	▲	+47.9%	+207
	Misdemeanor	M	129	▲	+43.3%	+39
	Felony	F	2	↔		-
	Capias	CA	1	↔		-
	Civil Violation	CV	1	▲	-	+1
	Show Cause	SC	0	▼	-100.0%	-2
	<b>Total</b>			<b>772</b>	<b>▲</b>	<b>46.5%</b>
<b>Civil</b>	Warrant in Debt	WD	93	▲	+25.7%	+19
	Garnishment	GA	48	▲	+77.8%	+21
	Other	OT	21	▲		-
	Unlawful Detainer	UD	19	▼	-5.0%	-1
	Admin License	AL	14	▲	+16.7%	+2
	Preliminary Protective Order	PP	11	▲	+10.0%	+1
	Impoundment	IM	5	▲	+25.0%	+1
	Protective Order	PO	5	↔		-
	Detinue	DT	4	↔		-
	Abstract	AJ	2	↔		-
	Petition-Restore Arms	PR	2	▲	-	+2
	Bond Forfeiture	BF	1	▲	-	+1
	Motion for Judgment	MJ	1	▲	-	+1
	Tenants Assertion	TA	1	▲	-	+1
	Interrogatory	IN	0	▼	-100.0%	-1
	Show Cause	SC	0	▼	-100.0%	-2
<b>Total</b>			<b>227</b>	<b>▲</b>	<b>24.7%</b>	<b>+45</b>
<b>Civil Commitments</b>	Temporary Detention Order	TD	8	▼	-27.3%	-3
	Emergency Custody Order	EC	4	↔		-
<b>Total</b>			<b>12</b>	<b>▼</b>	<b>-20.0%</b>	<b>-3</b>
<b>GRAND TOTAL</b>			<b>1,206</b>	<b>▲</b>	<b>42.6%</b>	<b>+360</b>

Dispositions by Major Case Category\*\*

Category	Summary	Change	% Change	Absolute Change
Felony	32	▲	+190.9%	+21
Garnishment	48	▼	+71.4%	+20
General Civil	103	▲	+28.8%	+23
Infraction/Civil Violation	655	▲	+50.2%	+219
Landlord /Tenant	20	▲		0
Misdemeanor	264	▲	+54.4%	+93
Other	68	▲	-20.0%	-17
Protective Orders	16	▲	+6.7%	+1
<b>GRAND TOTAL</b>	<b>1,206</b>	<b>▲</b>	<b>42.6%</b>	<b>+360</b>

\* Compared to same time period as previous year  
 8/19/2024 3:37:29PM

\*\* Case Type Categories are defined in the 2017 Virginia Judicial Workload Assessment  
 Source: SCV-SQL-Information



2024 Overall GRAND TOTAL		Distribution of Caseload			Change*		Percentage (%) of Caseload		
<b>6,475</b>	-562 -8.0%	<b>Criminal</b>	823	13%	58.9% ▲	+305	<b>Criminal</b>	2023 7.4%	2024 12.7%
2024		<b>Traffic</b>	4,955	77%	-17.5% ▼	-1,052	<b>Traffic</b>	85.4%	76.5%
2023		<b>Civil</b>	688	11%	37.9% ▲	+189	<b>Civil</b>	7.1%	10.6%
		<b>Civil Commitments</b>	9	0%	-30.8% ▼	-4	<b>Civil Commitments</b>	0.2%	0.1%
		<b>GRAND TOTAL</b>	<b>6,475</b>	100%	-8.0% ▼	-562	<b>GRAND TOTAL</b>	100%	100%

Dispositions by Division & Code

Division	Case Type Description	Code	Summary	Change	% Change	Absolute Change
<b>Criminal</b>	Misdemeanor	M	446	▲	+60.4%	+168
	Felony	F	241	▲	+46.1%	+76
	Capias	CA	74	▲	+94.7%	+36
	Civil Violation	CV	33	▲	+43.5%	+10
	Show Cause	SC	29	▲	+107.1%	+15
	<b>Total</b>			<b>823</b>	<b>▲</b>	<b>58.9%</b>
<b>Traffic</b>	Infraction	I	3,152	▼	-24.7%	-1,036
	Misdemeanor	M	1,647	▼	-0.5%	-9
	Capias	CA	77	▼	-20.6%	-20
	Show Cause	SC	49	▼	-2.0%	-1
	Civil Violation	CV	17	▲	-	+17
	Felony	F	13	▼	-18.8%	-3
<b>Total</b>			<b>4,955</b>	<b>▼</b>	<b>-17.5%</b>	<b>-1,052</b>
<b>Civil</b>	Warrant in Debt	WD	329	▲	+55.2%	+117
	Garnishment	GA	164	▲	+25.2%	+33
	Admin License	AL	57	▲	+35.7%	+15
	Other	OT	31	▲	+10.7%	+3
	Preliminary Protective Order	PP	28	▲	+211.1%	+19
	Unlawful Detainer	UD	25	▼	-10.7%	-3
	Impoundment	IM	12	▼	-42.9%	-9
	Protective Order	PO	9	↔	-	-
	Abstract	AJ	8	▲	+14.3%	+1
	Interrogatory	IN	8	▲	+700.0%	+7
	Bond Forfeiture	BF	7	▲	+600.0%	+6
	Show Cause	SC	5	▲	+25.0%	+1
	Detinue	DT	3	▲	-	+3
	Motion for Judgment	MJ	2	▼	-33.3%	-1
	Counter Claim	CC	0	▼	-100.0%	-2
	Tenants Assertion	TA	0	▼	-100.0%	-1
<b>Total</b>			<b>688</b>	<b>▲</b>	<b>37.9%</b>	<b>+189</b>
<b>Civil Commitments</b>	Emergency Custody Order	EC	6	↔	-	-
	Temporary Detention Order	TD	3	▼	-25.0%	-1
	Mental Commitment	MC	0	▼	-100.0%	-1
	Petition	PT	0	▼	-100.0%	-2
<b>Total</b>			<b>9</b>	<b>▼</b>	<b>-30.8%</b>	<b>-4</b>
<b>GRAND TOTAL</b>			<b>6,475</b>	<b>▼</b>	<b>-8.0%</b>	<b>-562</b>

Dispositions by Major Case Category\*\*

Category	Summary	Change	% Change	Absolute Change
Felony	254	▲	+40.3%	+73
Garnishment	172	▲	+30.3%	+40
General Civil	344	▲	+52.2%	+118
Infraction/Civil Violation	3,202	▲	-24.0%	-1,009
Involuntary Civil Commitments	0	▼	-100.0%	-2
Landlord /Tenant	25	▼	-13.8%	-4
Misdemeanor	2,093	▲	+8.2%	+159
Other	348	▲	+14.5%	+44

\* Compared to same time period as previous year  
 8/19/2024 3:37:29PM

\*\* Case Type Categories are defined in the 2017 Virginia Judicial Workload Assessment  
 Source: SCV-SQL-Information

**CPSS - GCMS CASELOAD STATISTICS OF THE GENERAL DISTRICT COURTS**  
January 2024 thru July 2024 Dispositions (Compared to January 2023 thru July 2023)

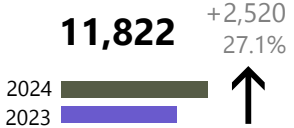
---

Protective Orders	37	▲	+105.6%	+19
<b>GRAND TOTAL</b>	<b>6,475</b>	▼	-8.0%	-562

---

\* Compared to same time period as previous year  
8/19/2024 3:37:29PM

\*\* Case Type Categories are defined in the 2017 Virginia Judicial Workload Assessment  
Source: SCV-SQL-Information

2024 Overall GRAND TOTAL		Distribution of Caseload			Change*		Percentage (%) of Caseload		
<b>11,822</b>	+2,520 27.1%	<b>Criminal</b>	1,633	14%	0.6% ▲	+10	<b>Criminal</b>	2023 17.4%	2024 13.8%
		<b>Traffic</b>	5,965	50%	55.7% ▲	+2,135	<b>Traffic</b>	41.2%	50.5%
		<b>Civil</b>	2,929	25%	15.0% ▲	+382	<b>Civil</b>	27.4%	24.8%
		<b>Civil Commitments</b>	1,295	11%	-0.5% ▼	-7	<b>Civil Commitments</b>	14.0%	11.0%
		<b>GRAND TOTAL</b>	<b>11,822</b>	100%	27.1% ▲	+2,520	<b>GRAND TOTAL</b>	100%	100%

**Dispositions by Division & Code**

Division	Case Type Description	Code	Summary	Change	% Change	Absolute Change
<b>Criminal</b>	Misdemeanor	M	909	▼	-1.2%	-11
	Felony	F	352	▲	+8.6%	+28
	Capias	CA	234	▲	+17.6%	+35
	Show Cause	SC	86	▼	-27.1%	-32
	Civil Violation	CV	32	▼	-15.8%	-6
	Motion	MO	20	▼	-16.7%	-4
	<b>Total</b>			<b>1,633</b>	<b>▲</b>	<b>0.6%</b>
<b>Traffic</b>	Infraction	I	4,579	▲	+62.0%	+1,753
	Misdemeanor	M	1,225	▲	+36.7%	+329
	Capias	CA	50	▲	+42.9%	+15
	Civil Violation	CV	45	▲	-	+45
	Show Cause	SC	45	▼	-8.2%	-4
	Felony	F	20	▼	-9.1%	-2
	Restricted Operators License	RL	1	▼	-50.0%	-1
<b>Total</b>			<b>5,965</b>	<b>▲</b>	<b>55.7%</b>	<b>+2,135</b>
<b>Civil</b>	Warrant in Debt	WD	1,160	▲	+47.2%	+372
	Unlawful Detainer	UD	710	▲	+3.8%	+26
	Garnishment	GA	590	▲	+7.1%	+39
	Other	OT	120	▲	-28.6%	-48
	Preliminary Protective Order	PP	72	▼	-11.1%	-9
	Admin License	AL	61	▼	-19.7%	-15
	Protective Order	PO	60	▼	-9.1%	-6
	Interrogatory	IN	39	▲	+25.8%	+8
	Show Cause	SC	26	▲	+225.0%	+18
	Impoundment	IM	23	▲	+187.5%	+15
	Detinue	DT	17	▲	+183.3%	+11
	Bond Forfeiture	BF	13	▲	-	+13
	Motion for Judgment	MJ	12	▼	-62.5%	-20
	Tenants Assertion	TA	10	▼	-28.6%	-4
	Abstract	AJ	8	▼	-73.3%	-22
	Capias	CA	3	▲	-	+3
	Counter Claim	CC	3	▼	-25.0%	-1
Overweight	OC	1	▲	-	+1	
Petition-Restore Arms	PR	1	▲	-	+1	
<b>Total</b>			<b>2,929</b>	<b>▲</b>	<b>15.0%</b>	<b>+382</b>
<b>Civil Commitments</b>	Mental Commitment	MC	796	▼	-2.1%	-17
	Other	OT	359	▲	+3.5%	+12
	Temporary Detention Order	TD	107	▼	-7.8%	-9
	Emergency Custody Order	EC	33	▲	+26.9%	+7
<b>Total</b>			<b>1,295</b>	<b>▼</b>	<b>-0.5%</b>	<b>-7</b>
<b>GRAND TOTAL</b>			<b>11,822</b>	<b>▲</b>	<b>27.1%</b>	<b>+2,520</b>

**Dispositions by Major Case Category\*\***

Category	Summary	Change	% Change	Absolute Change
Felony	372	▼	+7.5%	+26
Garnishment	629	▲	+8.1%	+47
General Civil	1,207	▲	+45.1%	+375
Infraction/Civil Violation	4,657	▲	+62.6%	+1,793

\* Compared to same time period as previous year  
 8/19/2024 3:37:29PM

\*\* Case Type Categories are defined in the 2017 Virginia Judicial Workload Assessment  
 Source: SCV-SQL-Information

**CPSS - GCMS CASELOAD STATISTICS OF THE GENERAL DISTRICT COURTS**  
 January 2024 thru July 2024 Dispositions (Compared to January 2023 thru July 2023)

Involuntary Civil Commitments	359	▲	+3.5%	+12
Landlord /Tenant	720	▼	+3.2%	+22
Misdemeanor	2,135	▼	+17.4%	+317
Other	1,611	▲	-3.4%	-57
Protective Orders	132	▼	-10.2%	-15
<b>GRAND TOTAL</b>	<b>11,822</b>	▲	27.1%	+2,520

\* Compared to same time period as previous year  
 8/19/2024 3:37:29PM

\*\* Case Type Categories are defined in the 2017 Virginia Judicial Workload Assessment  
 Source: SCV-SQL-Information

**CPSS - GCMS CASELOAD STATISTICS OF THE GENERAL DISTRICT COURTS**  
 January 2024 thru July 2024 Dispositions (Compared to January 2023 thru July 2023)

2024 Overall GRAND TOTAL		Distribution of Caseload			Change*		Percentage (%) of Caseload		
<b>12,341</b>	+2,106 20.6%	<b>Criminal</b>	1,328	11%	0.8% ▲	+11	<b>Criminal</b>	2023 12.9%	2024 10.8%
2024		<b>Traffic</b>	8,485	69%	24.9% ▲	+1,690	<b>Traffic</b>	66.4%	68.8%
2023		<b>Civil</b>	2,453	20%	18.1% ▲	+376	<b>Civil</b>	20.3%	19.9%
		<b>Civil Commitments</b>	75	1%	63.0% ▲	+29	<b>Civil Commitments</b>	0.4%	0.6%
		<b>GRAND TOTAL</b>	<b>12,341</b>	100%	20.6% ▲	+2,106	<b>GRAND TOTAL</b>	100%	100%

**Dispositions by Division & Code**

Division	Case Type Description	Code	Summary	Change	% Change	Absolute Change
<b>Criminal</b>	Misdemeanor	M	750	▼	-7.7%	-63
	Felony	F	326	▲	+12.8%	+37
	Capias	CA	148	▲	+27.6%	+32
	Show Cause	SC	70	▲	+1.4%	+1
	Civil Violation	CV	34	▲	+13.3%	+4
	<b>Total</b>			<b>1,328</b>	<b>▲</b>	<b>0.8%</b>
<b>Traffic</b>	Infraction	I	6,623	▲	+23.8%	+1,275
	Misdemeanor	M	1,807	▲	+30.7%	+424
	Capias	CA	32	▲	+14.3%	+4
	Felony	F	12	▼	-40.0%	-8
	Show Cause	SC	10	▼	-28.6%	-4
	Restricted Operators License	RL	1	↔		-
	Civil Violation	CV	0	▼	-100.0%	-1
<b>Total</b>			<b>8,485</b>	<b>▲</b>	<b>24.9%</b>	<b>+1,690</b>
<b>Civil</b>	Warrant in Debt	WD	993	▲	+32.2%	+242
	Garnishment	GA	575	▼	-0.7%	-4
	Unlawful Detainer	UD	435	▲	+1.4%	+6
	Other	OT	130	▲	+66.7%	+52
	Admin License	AL	71	▲	+82.1%	+32
	Impoundment	IM	58	▲	+163.6%	+36
	Preliminary Protective Order	PP	47	▲	+42.4%	+14
	Abstract	AJ	45	▲	+104.5%	+23
	Protective Order	PO	34	▼	-15.0%	-6
	Interrogatory	IN	19	▼	-9.5%	-2
	Motion for Judgment	MJ	13	▼	-27.8%	-5
	Zoning Violation	ZO	10	▼	-56.5%	-13
	Detinue	DT	8	▲	-	+8
	Show Cause	SC	8	▼	-38.5%	-5
	Counter Claim	CC	3	▲	+200.0%	+2
	Tenants Assertion	TA	3	↔		-
	Petition-Restore Arms	PR	1	↔		-
	Capias	CA	0	▼	-100.0%	-2
	Restricted Operators License	RL	0	▼	-100.0%	-1
	Third Party Claim	TH	0	▼	-100.0%	-1
<b>Total</b>			<b>2,453</b>	<b>▲</b>	<b>18.1%</b>	<b>+376</b>
<b>Civil Commitments</b>	Temporary Detention Order	TD	51	▲	+64.5%	+20
	Emergency Custody Order	EC	20	▲	+100.0%	+10
	Medical Emergency Temporary Detention Order	MT	4	▼	-20.0%	-1
	<b>Total</b>			<b>75</b>	<b>▲</b>	<b>63.0%</b>
<b>GRAND TOTAL</b>			<b>12,341</b>	<b>▲</b>	<b>20.6%</b>	<b>+2,106</b>

**Dispositions by Major Case Category\*\***

Category	Summary	Change	% Change	Absolute Change
Felony	338	▼	+9.4%	+29
Garnishment	594	▼	-1.0%	-6
General Civil	1,028	▲	+32.1%	+250
Infraction/Civil Violation	6,657	▼	+23.8%	+1,278
Landlord /Tenant	438	▲	+1.4%	+6

\* Compared to same time period as previous year  
 8/19/2024 3:37:29PM

\*\* Case Type Categories are defined in the 2017 Virginia Judicial Workload Assessment  
 Source: SCV-SQL-Information



**CPSS - GCMS CASELOAD STATISTICS OF THE GENERAL DISTRICT COURTS**

**York**

January 2024 thru July 2024 Dispositions (Compared to January 2023 thru July 2023)

District: 9 FIPS: 199

Misdemeanor	2,568	▼	+15.6%	+347
Other	637	▲	+43.8%	+194
Protective Orders	81	▲	+11.0%	+8
<b>GRAND TOTAL</b>	<b>12,341</b>	▲	20.6%	+2,106

\* Compared to same time period as previous year  
8/19/2024 3:37:29PM

\*\* Case Type Categories are defined in the 2017 Virginia Judicial Workload Assessment  
Source: SCV-SQL-Information

2024 Overall GRAND TOTAL		Distribution of Caseload			Change*		Percentage (%) of Caseload			
<b>2,612</b>	+298 12.9%	<b>Criminal</b>	304	12%	-18.3%	▼	-68	<b>Criminal</b>	2023: 16.1%	2024: 11.6%
2024		<b>Traffic</b>	1,655	63%	12.3%	▲	+181	<b>Traffic</b>	63.7%	63.4%
2023		<b>Civil</b>	634	24%	41.5%	▲	+186	<b>Civil</b>	19.4%	24.3%
		<b>Civil Commitments</b>	19	1%	-5.0%	▼	-1	<b>Civil Commitments</b>	0.9%	0.7%
		<b>GRAND TOTAL</b>	<b>2,612</b>	100%	12.9%	▲	+298	<b>GRAND TOTAL</b>	100%	100%

Dispositions by Division & Code

Division	Case Type Description	Code	Summary	Change	% Change	Absolute Change
<b>Criminal</b>	Misdemeanor	M	161	▼	-23.0%	-48
	Felony	F	80	▲	+5.3%	+4
	Capias	CA	33	▼	-8.3%	-3
	Show Cause	SC	22	▼	-18.5%	-5
	Civil Violation	CV	8	▼	-66.7%	-16
	<b>Total</b>			<b>304</b>	▼	<b>-18.3%</b>
<b>Traffic</b>	Infraction	I	1,349	▲	+11.0%	+134
	Misdemeanor	M	278	▲	+24.7%	+55
	Show Cause	SC	11	▼	-8.3%	-1
	Felony	F	9	▼	-35.7%	-5
	Capias	CA	8	▼	-20.0%	-2
	<b>Total</b>			<b>1,655</b>	▲	<b>12.3%</b>
<b>Civil</b>	Warrant in Debt	WD	318	▲	+84.9%	+146
	Garnishment	GA	141	▼	-6.0%	-9
	Detinue	DT	42	▲	+90.9%	+20
	Unlawful Detainer	UD	29	▼	-23.7%	-9
	Preliminary Protective Order	PP	24	▲	+100.0%	+12
	Other	OT	23	▲	+15.0%	+3
	Protective Order	PO	22	▲	+100.0%	+11
	Show Cause	SC	11	▲	+175.0%	+7
	Admin License	AL	6	▼	-45.5%	-5
	Bond Forfeiture	BF	5	▲	+66.7%	+2
	Zoning Violation	ZO	4	▲	-	+4
	Abstract	AJ	3	↔	-	-
	Impoundment	IM	2	↔	-	-
	Interrogatory	IN	2	▲	-	+2
	Motion for Judgment	MJ	1	▲	-	+1
	Restricted Operators License	RL	1	▲	-	+1
<b>Total</b>			<b>634</b>	▲	<b>41.5%</b>	<b>+186</b>
<b>Civil Commitments</b>	Emergency Custody Order	EC	12	▲	+71.4%	+5
	Temporary Detention Order	TD	6	▼	-45.5%	-5
	Mental Commitment	MC	1	▼	-50.0%	-1
	<b>Total</b>			<b>19</b>	▼	<b>-5.0%</b>
<b>GRAND TOTAL</b>			<b>2,612</b>	▲	12.9%	+298

Dispositions by Major Case Category\*\*

Category	Summary	Change	% Change	Absolute Change
Felony	89	▼	-1.1%	-1
Garnishment	143	▲	-4.7%	-7
General Civil	363	▲	+87.1%	+169
Infraction/Civil Violation	1,357	▼	+9.5%	+118
Landlord /Tenant	29	▼	-23.7%	-9
Misdemeanor	444	▲	+2.8%	+12
Other	141	▲	-4.7%	-7
Protective Orders	46	▲	+100.0%	+23
<b>GRAND TOTAL</b>	<b>2,612</b>	▲	12.9%	+298

\* Compared to same time period as previous year  
 8/19/2024 3:37:29PM

\*\* Case Type Categories are defined in the 2017 Virginia Judicial Workload Assessment  
 Source: SCV-SQL-Information



2024 Overall GRAND TOTAL		Distribution of Caseload			Change*		Percentage (%) of Caseload		
<b>2,322</b>	+397 20.6%	<b>Criminal</b>	336	14%	9.4% ▲	+29	<b>Criminal</b>	2023 15.9%	2024 14.5%
2024	↑	<b>Traffic</b>	1,491	64%	21.5% ▲	+264	<b>Traffic</b>	63.7%	64.2%
2023		<b>Civil</b>	478	21%	30.6% ▲	+112	<b>Civil</b>	19.0%	20.6%
		<b>Civil Commitments</b>	17	1%	-32.0% ▼	-8	<b>Civil Commitments</b>	1.3%	0.7%
		<b>GRAND TOTAL</b>	<b>2,322</b>	100%	20.6% ▲	+397	<b>GRAND TOTAL</b>	100%	100%

**Dispositions by Division & Code**

Division	Case Type Description	Code	Summary	Change	% Change	Absolute Change
<b>Criminal</b>	Misdemeanor	M	201	▲	+14.9%	+26
	Felony	F	80	▼	-8.0%	-7
	Show Cause	SC	27	▼	-6.9%	-2
	Capias	CA	22	▲	+69.2%	+9
	Civil Violation	CV	6	▲	+100.0%	+3
	<b>Total</b>			<b>336</b>	▲	<b>9.4%</b>
<b>Traffic</b>	Infraction	I	1,206	▲	+17.2%	+177
	Misdemeanor	M	275	▲	+43.2%	+83
	Civil Violation	CV	4	▲	-	+4
	Show Cause	SC	4	▼	-20.0%	-1
	Capias	CA	1	▲	-	+1
	Felony	F	1	↔	-	-
	<b>Total</b>			<b>1,491</b>	▲	<b>21.5%</b>
<b>Civil</b>	Warrant in Debt	WD	213	▲	+53.2%	+74
	Garnishment	GA	106	▲	+26.2%	+22
	Other	OT	35	▲	+9.4%	+3
	Impoundment	IM	33	▲	+106.3%	+17
	Unlawful Detainer	UD	25	▼	-40.5%	-17
	Admin License	AL	20	▲	+66.7%	+8
	Preliminary Protective Order	PP	19	▲	+5.6%	+1
	Protective Order	PO	14	▲	+40.0%	+4
	Detinue	DT	5	↔	-	-
	Show Cause	SC	3	▼	-40.0%	-2
	Interrogatory	IN	2	▲	-	+2
	Motion for Judgment	MJ	2	↔	-	-
	Bond Forfeiture	BF	1	▲	-	+1
	Overweight	OC	0	▼	-100.0%	-1
	<b>Total</b>			<b>478</b>	▲	<b>30.6%</b>
<b>Civil Commitments</b>	Temporary Detention Order	TD	14	▼	-22.2%	-4
	Emergency Custody Order	EC	2	▼	-66.7%	-4
	Mental Commitment	MC	1	▲	-	+1
	Petition	PT	0	▼	-100.0%	-1
<b>Total</b>			<b>17</b>	▼	<b>-32.0%</b>	<b>-8</b>
<b>GRAND TOTAL</b>			<b>2,322</b>	▲	20.6%	+397

**Dispositions by Major Case Category\*\***

Category	Summary	Change	% Change	Absolute Change
Felony	81	▼	-8.0%	-7
Garnishment	108	▲	+28.6%	+24
General Civil	223	▲	+49.7%	+74
Infraction/Civil Violation	1,216	▲	+17.7%	+183
Involuntary Civil Commitments	0	▼	-100.0%	-1
Landlord /Tenant	25	▼	-40.5%	-17
Misdemeanor	476	▲	+29.7%	+109
Other	160	▲	+20.3%	+27
Protective Orders	33	▲	+17.9%	+5

\* Compared to same time period as previous year  
 8/19/2024 3:37:29PM

\*\* Case Type Categories are defined in the 2017 Virginia Judicial Workload Assessment  
 Source: SCV-SQL-Information

**CPSS - GCMS CASELOAD STATISTICS OF THE GENERAL DISTRICT COURTS**  
January 2024 thru July 2024 Dispositions (Compared to January 2023 thru July 2023)


---

<i><b>GRAND TOTAL</b></i>	<b>2,322</b>	▲	20.6%	+397
---------------------------	--------------	---	-------	------

---

\* Compared to same time period as previous year  
8/19/2024 3:37:29PM

\*\* Case Type Categories are defined in the 2017 Virginia Judicial Workload Assessment  
Source: SCV-SQL-Information

2024 Overall GRAND TOTAL		Distribution of Caseload			Change*		Percentage (%) of Caseload		
<b>2,270</b>	-1,028 -31.2%	<b>Criminal</b>	230	10%	0.9% ▲	+2	<b>Criminal</b>	2023 6.9%	2024 10.1%
		<b>Traffic</b>	1,690	74%	-38.3% ▼	-1,051	<b>Traffic</b>	83.1%	74.4%
		<b>Civil</b>	340	15%	5.3% ▲	+17	<b>Civil</b>	9.8%	15.0%
		<b>Civil Commitments</b>	10	0%	66.7% ▲	+4	<b>Civil Commitments</b>	0.2%	0.4%
		<b>GRAND TOTAL</b>	<b>2,270</b>	100%	-31.2% ▼	-1,028	<b>GRAND TOTAL</b>	100%	100%

Dispositions by Division & Code

Division	Case Type Description	Code	Summary	Change	% Change	Absolute Change
<b>Criminal</b>	Misdemeanor	M	137	▼	-4.2%	-6
	Felony	F	58	▲	+75.8%	+25
	Show Cause	SC	22	▲	+46.7%	+7
	Capias	CA	10	▼	-72.2%	-26
	Civil Violation	CV	3	▲	+200.0%	+2
	<b>Total</b>			<b>230</b>	<b>▲</b>	<b>0.9%</b>
<b>Traffic</b>	Infraction	I	1,381	▼	-41.0%	-959
	Misdemeanor	M	281	▼	-14.3%	-47
	Show Cause	SC	15	▼	-40.0%	-10
	Capias	CA	9	▼	-78.6%	-33
	Felony	F	4	▼	-33.3%	-2
	<b>Total</b>			<b>1,690</b>	<b>▼</b>	<b>-38.3%</b>
<b>Civil</b>	Warrant in Debt	WD	185	▲	+33.1%	+46
	Garnishment	GA	77	▲	+5.5%	+4
	Other	OT	29	▼	+20.8%	+5
	Unlawful Detainer	UD	17	▼	-48.5%	-16
	Protective Order	PO	7	▼	-53.3%	-8
	Preliminary Protective Order	PP	6	▼	-53.8%	-7
	Admin License	AL	5	▼	-16.7%	-1
	Bond Forfeiture	BF	5	▲	+400.0%	+4
	Impoundment	IM	4	▼	-66.7%	-8
	Abstract	AJ	2	▲	-	+2
	Detinue	DT	2	▲	+100.0%	+1
	Tenants Assertion	TA	1	▲	-	+1
	Interrogatory	IN	0	▼	-100.0%	-2
	Show Cause	SC	0	▼	-100.0%	-4
<b>Total</b>			<b>340</b>	<b>▲</b>	<b>5.3%</b>	<b>+17</b>
<b>Civil Commitments</b>	Temporary Detention Order	TD	9	▲	+50.0%	+3
	Emergency Custody Order	EC	1	▲	-	+1
	<b>Total</b>		<b>10</b>	<b>▲</b>	<b>66.7%</b>	<b>+4</b>
<b>GRAND TOTAL</b>			<b>2,270</b>	<b>▼</b>	<b>-31.2%</b>	<b>-1,028</b>

Dispositions by Major Case Category\*\*

Category	Summary	Change	% Change	Absolute Change
Felony	62	▲	+59.0%	+23
Garnishment	77	▼	+2.7%	+2
General Civil	188	▲	+31.5%	+45
Infraction/Civil Violation	1,384	▲	-40.9%	-957
Landlord /Tenant	18	▲	-45.5%	-15
Misdemeanor	418	▼	-11.3%	-53
Other	110	▲	-34.5%	-58
Protective Orders	13	▼	-53.6%	-15
<b>GRAND TOTAL</b>	<b>2,270</b>	<b>▼</b>	<b>-31.2%</b>	<b>-1,028</b>

\* Compared to same time period as previous year  
 8/19/2024 3:37:29PM

\*\* Case Type Categories are defined in the 2017 Virginia Judicial Workload Assessment  
 Source: SCV-SQL-Information

2024 Overall GRAND TOTAL		Distribution of Caseload			Change*		Percentage (%) of Caseload		
<b>1,717</b>	-587 -25.5%	<b>Criminal</b>	136	8%	-6.2% ▼	-9	<b>Criminal</b>	2023 6.3%	2024 7.9%
2024		<b>Traffic</b>	1,294	75%	-32.1% ▼	-611	<b>Traffic</b>	82.7%	75.4%
2023		<b>Civil</b>	277	16%	15.4% ▲	+37	<b>Civil</b>	10.4%	16.1%
		<b>Civil Commitments</b>	10	1%	-28.6% ▼	-4	<b>Civil Commitments</b>	0.6%	0.6%
		<b>GRAND TOTAL</b>	<b>1,717</b>	100%	-25.5% ▼	-587	<b>GRAND TOTAL</b>	100%	100%

Dispositions by Division & Code

Division	Case Type Description	Code	Summary	Change	% Change	Absolute Change
<b>Criminal</b>	Misdemeanor	M	92	▼	-11.5%	-12
	Felony	F	28	▲	+75.0%	+12
	Capias	CA	8	▲	+14.3%	+1
	Show Cause	SC	7	▼	-41.7%	-5
	Civil Violation	CV	1	▼	-83.3%	-5
	<b>Total</b>			<b>136</b>	▼	<b>-6.2%</b>
<b>Traffic</b>	Infraction	I	1,076	▼	-34.8%	-575
	Misdemeanor	M	210	▼	-12.9%	-31
	Capias	CA	4	▼	-20.0%	-1
	Show Cause	SC	4	▼	-50.0%	-4
	<b>Total</b>			<b>1,294</b>	▼	<b>-32.1%</b>
<b>Civil</b>	Warrant in Debt	WD	131	▲	+74.7%	+56
	Garnishment	GA	64	▼	-22.0%	-18
	Other	OT	27	▼	+22.7%	+5
	Unlawful Detainer	UD	19	▼	-24.0%	-6
	Preliminary Protective Order	PP	18	▲	+5.9%	+1
	Protective Order	PO	4	▲	+33.3%	+1
	Abstract	AJ	3	▲	-	+3
	Admin License	AL	3	▼	-25.0%	-1
	Impoundment	IM	3	▼	-62.5%	-5
	Show Cause	SC	2	▲	+100.0%	+1
	Detinue	DT	1	↔	-	-
	Overweight	OC	1	▲	-	+1
	Restricted Operators License	RL	1	▲	-	+1
	Interrogatory	IN	0	▼	-100.0%	-1
	Motion for Judgment	MJ	0	▼	-100.0%	-1
<b>Total</b>			<b>277</b>	▲	<b>15.4%</b>	<b>+37</b>
<b>Civil Commitments</b>	Temporary Detention Order	TD	7	▼	-22.2%	-2
	Emergency Custody Order	EC	3	▼	-40.0%	-2
	<b>Total</b>			<b>10</b>	▼	<b>-28.6%</b>
<b>GRAND TOTAL</b>			<b>1,717</b>	▼	-25.5%	-587

Dispositions by Major Case Category\*\*

Category	Summary	Change	% Change	Absolute Change
Felony	28	▲	+75.0%	+12
Garnishment	64	▼	-22.9%	-19
General Civil	132	▼	+67.1%	+53
Infraction/Civil Violation	1,078	▲	-34.9%	-579
Landlord /Tenant	19	▼	-24.0%	-6
Misdemeanor	303	▲	-12.2%	-42
Other	71	▲	-10.1%	-8
Protective Orders	22	▲	+10.0%	+2
<b>GRAND TOTAL</b>	<b>1,717</b>	▼	-25.5%	-587

\* Compared to same time period as previous year  
 8/19/2024 3:37:29PM

\*\* Case Type Categories are defined in the 2017 Virginia Judicial Workload Assessment  
 Source: SCV-SQL-Information

**CPSS - GCMS CASELOAD STATISTICS OF THE GENERAL DISTRICT COURTS**

January 2024 thru July 2024 Dispositions (Compared to January 2023 thru July 2023)

**Halifax**

District: 10 FIPS: 083

2024 Overall GRAND TOTAL		Distribution of Caseload			Change*		Percentage (%) of Caseload		
<b>6,059</b>	-250 -4.0%	<b>Criminal</b>	958	16%	5.5% ▲	+50	<b>Criminal</b>	2023 14.4%	2024 15.8%
2024		<b>Traffic</b>	3,890	64%	-8.8% ▼	-377	<b>Traffic</b>	67.6%	64.2%
2023		<b>Civil</b>	1,151	19%	6.4% ▲	+69	<b>Civil</b>	17.2%	19.0%
		<b>Civil Commitments</b>	60	1%	15.4% ▲	+8	<b>Civil Commitments</b>	0.8%	1.0%
		<b>GRAND TOTAL</b>	<b>6,059</b>	100%	-4.0% ▼	-250	<b>GRAND TOTAL</b>	100%	100%

**Dispositions by Division & Code**

Division	Case Type Description	Code	Summary	Change	% Change	Absolute Change
<b>Criminal</b>	Misdemeanor	M	546	▲	+10.3%	+51
	Felony	F	213	▲	+13.3%	+25
	Capias	CA	91	▼	-8.1%	-8
	Show Cause	SC	75	▼	-9.6%	-8
	Civil Violation	CV	26	▼	-25.7%	-9
	Restricted Operators License	RL	7	▼	-12.5%	-1
	<b>Total</b>			<b>958</b>	<b>▲</b>	<b>5.5%</b>
<b>Traffic</b>	Infraction	I	3,002	▼	-15.4%	-547
	Misdemeanor	M	799	▲	+25.0%	+160
	Show Cause	SC	41	▲	+28.1%	+9
	Capias	CA	34	▲	+9.7%	+3
	Restricted Operators License	RL	7	▲	+40.0%	+2
	Felony	F	5	▼	-54.5%	-6
	Civil Violation	CV	1	▲	-	+1
	Motion	MO	1	▲	-	+1
<b>Total</b>			<b>3,890</b>	<b>▼</b>	<b>-8.8%</b>	<b>-377</b>
<b>Civil</b>	Warrant in Debt	WD	481	▲	+9.3%	+41
	Garnishment	GA	331	▲	+15.7%	+45
	Other	OT	87	▲	+3.6%	+3
	Unlawful Detainer	UD	65	▼	-27.8%	-25
	Preliminary Protective Order	PP	53	▲	+55.9%	+19
	Detinue	DT	44	▼	-27.9%	-17
	Admin License	AL	42	↔	-	-
	Protective Order	PO	20	▲	+81.8%	+9
	Bond Forfeiture	BF	10	↔	-	-
	Impoundment	IM	7	▼	-41.7%	-5
	Interrogatory	IN	5	▲	+400.0%	+4
	Show Cause	SC	4	▲	+300.0%	+3
	Abstract	AJ	1	▼	-83.3%	-5
	Petition-Restore Arms	PR	1	↔	-	-
	Motion for Judgment	MJ	0	▼	-100.0%	-2
	Overweight	OC	0	▼	-100.0%	-1
<b>Total</b>			<b>1,151</b>	<b>▲</b>	<b>6.4%</b>	<b>+69</b>
<b>Civil Commitments</b>	Temporary Detention Order	TD	35	▲	+12.9%	+4
	Emergency Custody Order	EC	24	▲	+20.0%	+4
	Mental Commitment	MC	1	▲	-	+1
	Medical Emergency Temporary Detention Order	MT	0	▼	-100.0%	-1
<b>Total</b>			<b>60</b>	<b>▲</b>	<b>15.4%</b>	<b>+8</b>
<b>GRAND TOTAL</b>			<b>6,059</b>	<b>▼</b>	<b>-4.0%</b>	<b>-250</b>

**Dispositions by Major Case Category\*\***

Category	Summary	Change	% Change	Absolute Change
Felony	218	▼	+9.5%	+19
Garnishment	336	▲	+17.1%	+49
General Civil	530	▼	+4.5%	+23
Infraction/Civil Violation	3,029	▲	-15.5%	-556
Landlord /Tenant	65	▼	-27.8%	-25
Misdemeanor	1,359	▲	+18.5%	+212

\* Compared to same time period as previous year

\*\* Case Type Categories are defined in the 2017 Virginia Judicial Workload Assessment



**CPSS - GCMS CASELOAD STATISTICS OF THE GENERAL DISTRICT COURTS**

January 2024 thru July 2024 Dispositions (Compared to January 2023 thru July 2023)

Other	449	▲		0
Protective Orders	73	▲	+62.2%	+28
<b>GRAND TOTAL</b>	<b>6,059</b>	▼	-4.0%	-250

\* Compared to same time period as previous year  
8/19/2024 3:37:29PM

\*\* Case Type Categories are defined in the 2017 Virginia Judicial Workload Assessment  
Source: SCV-SQL-Information

2024 Overall GRAND TOTAL		Distribution of Caseload			Change*		Percentage (%) of Caseload		
<b>1,348</b>	+85 6.7%	<b>Criminal</b>	213	16%	7.6% ▲	+15	<b>Criminal</b>	2023 15.7%	2024 15.8%
2024	↑	<b>Traffic</b>	815	60%	3.2% ▲	+25	<b>Traffic</b>	62.5%	60.5%
2023		<b>Civil</b>	314	23%	16.7% ▲	+45	<b>Civil</b>	21.3%	23.3%
		<b>Civil Commitments</b>	6	0%	0.0%	0	<b>Civil Commitments</b>	0.5%	0.4%
		<b>GRAND TOTAL</b>	<b>1,348</b>	100%	6.7% ▲	+85	<b>GRAND TOTAL</b>	100%	100%

Dispositions by Division & Code

Division	Case Type Description	Code	Summary	Change	% Change	Absolute Change
<b>Criminal</b>	Misdemeanor	M	123	▲	+25.5%	+25
	Felony	F	52	▲	+67.7%	+21
	Show Cause	SC	20	▼	-35.5%	-11
	Capias	CA	11	▼	-62.1%	-18
	Civil Violation	CV	7	▼	-22.2%	-2
	<b>Total</b>			<b>213</b>	<b>▲</b>	<b>7.6%</b>
<b>Traffic</b>	Infraction	I	649	▲	+20.0%	+108
	Misdemeanor	M	163	▼	-14.2%	-27
	Capias	CA	1	▼	-96.9%	-31
	Felony	F	1	↔		-
	Show Cause	SC	1	▼	-96.2%	-25
<b>Total</b>			<b>815</b>	<b>▲</b>	<b>3.2%</b>	<b>+25</b>
<b>Civil</b>	Warrant in Debt	WD	157	▲	+103.9%	+80
	Garnishment	GA	71	▲	+1.4%	+1
	Unlawful Detainer	UD	31	▼	-18.4%	-7
	Other	OT	28	▲	-20.0%	-7
	Preliminary Protective Order	PP	12	▼	-29.4%	-5
	Protective Order	PO	11	▼	-45.0%	-9
	Admin License	AL	1	▼	-50.0%	-1
	Detinue	DT	1	▼	-66.7%	-2
	Interrogatory	IN	1	▲	-	+1
	Motion for Judgment	MJ	1	▼	-66.7%	-2
	Abstract	AJ	0	▼	-100.0%	-2
	Petition-Restore Arms	PR	0	▼	-100.0%	-1
	Show Cause	SC	0	▼	-100.0%	-1
	<b>Total</b>			<b>314</b>	<b>▲</b>	<b>16.7%</b>
<b>Civil Commitments</b>	Emergency Custody Order	EC	3	↔		-
	Temporary Detention Order	TD	3	↔		-
<b>Total</b>			<b>6</b>		<b>0.0%</b>	<b>0</b>
<b>GRAND TOTAL</b>			<b>1,348</b>	<b>▲</b>	<b>6.7%</b>	<b>+85</b>

Dispositions by Major Case Category\*\*

Category	Summary	Change	% Change	Absolute Change
Felony	53	▲	+65.6%	+21
Garnishment	72	▲	+2.9%	+2
General Civil	160	▲	+90.5%	+76
Infraction/Civil Violation	656	▼	+19.3%	+106
Landlord /Tenant	31	▼	-18.4%	-7
Misdemeanor	286	▲	-0.7%	-2
Other	67	▼	-59.1%	-97
Protective Orders	23	▼	-37.8%	-14
<b>GRAND TOTAL</b>	<b>1,348</b>	<b>▲</b>	<b>6.7%</b>	<b>+85</b>

\* Compared to same time period as previous year  
 8/19/2024 3:37:29PM

\*\* Case Type Categories are defined in the 2017 Virginia Judicial Workload Assessment  
 Source: SCV-SQL-Information

2024 Overall GRAND TOTAL		Distribution of Caseload			Change*		Percentage (%) of Caseload		
<b>9,268</b>	+1,145 14.1%	<b>Criminal</b>	956	10%	25.5% ▲	+194	<b>Criminal</b>	2023 9.4%	2024 10.3%
2024	↑	<b>Traffic</b>	7,065	76%	12.1% ▲	+764	<b>Traffic</b>	77.6%	76.2%
2023		<b>Civil</b>	1,188	13%	17.6% ▲	+178	<b>Civil</b>	12.4%	12.8%
		<b>Civil Commitments</b>	59	1%	18.0% ▲	+9	<b>Civil Commitments</b>	0.6%	0.6%
		<b>GRAND TOTAL</b>	<b>9,268</b>	100%	14.1% ▲	+1,145	<b>GRAND TOTAL</b>	100%	100%

**Dispositions by Division & Code**

Division	Case Type Description	Code	Summary	Change	% Change	Absolute Change
<b>Criminal</b>	Misdemeanor	M	565	▲	+46.0%	+178
	Felony	F	179	▼	-6.3%	-12
	Show Cause	SC	108	▲	+22.7%	+20
	Capias	CA	78	▲	+2.6%	+2
	Civil Violation	CV	26	▲	+30.0%	+6
	<b>Total</b>			<b>956</b>	▲	<b>25.5%</b>
<b>Traffic</b>	Infraction	I	5,309	▲	+9.4%	+455
	Misdemeanor	M	1,708	▲	+21.5%	+302
	Capias	CA	21	▼	-22.2%	-6
	Show Cause	SC	18	▲	+350.0%	+14
	Felony	F	7	▼	-22.2%	-2
	Civil Violation	CV	2	▲	+100.0%	+1
	<b>Total</b>			<b>7,065</b>	▲	<b>12.1%</b>
<b>Civil</b>	Warrant in Debt	WD	480	▲	+63.3%	+186
	Garnishment	GA	294	▲	+15.3%	+39
	Unlawful Detainer	UD	113	▼	-28.0%	-44
	Detinue	DT	84	▼	-5.6%	-5
	Other	OT	64	▼	+3.2%	+2
	Protective Order	PO	33	▲	+22.2%	+6
	Bond Forfeiture	BF	29	↔		-
	Preliminary Protective Order	PP	28	▼	-26.3%	-10
	Admin License	AL	27	▲	+3.8%	+1
	Impoundment	IM	14	▲	+16.7%	+2
	Abstract	AJ	7	▼	-30.0%	-3
	Motion for Judgment	MJ	7	▲	+250.0%	+5
	Interrogatory	IN	4	▼	-20.0%	-1
	Show Cause	SC	3	↔		-
	Petition-Restore Arms	PR	1	▲	-	+1
	Tenants Assertion	TA	0	▼	-100.0%	-1
<b>Total</b>			<b>1,188</b>	▲	<b>17.6%</b>	<b>+178</b>
<b>Civil Commitments</b>	Temporary Detention Order	TD	36	▲	+20.0%	+6
	Emergency Custody Order	EC	22	▲	+10.0%	+2
	Mental Commitment	MC	1	▲	-	+1
<b>Total</b>			<b>59</b>	▲	<b>18.0%</b>	<b>+9</b>
<b>GRAND TOTAL</b>			<b>9,268</b>	▲	14.1%	+1,145

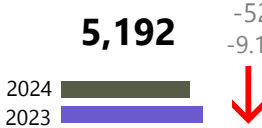
**Dispositions by Major Case Category\*\***

Category	Summary	Change	% Change	Absolute Change
Felony	186	▼	-7.0%	-14
Garnishment	298	▼	+14.6%	+38
General Civil	574	▲	+46.8%	+183
Infraction/Civil Violation	5,337	▲	+9.5%	+462
Landlord /Tenant	113	▼	-28.5%	-45
Misdemeanor	2,273	▲	+26.8%	+480
Other	426	▲	+11.8%	+45
Protective Orders	61	▼	-6.2%	-4
<b>GRAND TOTAL</b>	<b>9,268</b>	▲	14.1%	+1,145

\* Compared to same time period as previous year  
 8/19/2024 3:37:29PM

\*\* Case Type Categories are defined in the 2017 Virginia Judicial Workload Assessment  
 Source: SCV-SQL-Information



2024 Overall GRAND TOTAL		Distribution of Caseload			Change*		Percentage (%) of Caseload		
<b>5,192</b>	-520 -9.1%	<b>Criminal</b>	654	13%	7.6% ▲	+46	<b>Criminal</b>	2023 10.6%	2024 12.6%
		<b>Traffic</b>	3,509	68%	-16.7% ▼	-706	<b>Traffic</b>	73.8%	67.6%
		<b>Civil</b>	975	19%	17.6% ▲	+146	<b>Civil</b>	14.5%	18.8%
		<b>Civil Commitments</b>	54	1%	-10.0% ▼	-6	<b>Civil Commitments</b>	1.1%	1.0%
		<b>GRAND TOTAL</b>	<b>5,192</b>	100%	-9.1% ▼	-520	<b>GRAND TOTAL</b>	100%	100%

Dispositions by Division & Code

Division	Case Type Description	Code	Summary	Change	% Change	Absolute Change
<b>Criminal</b>	Misdemeanor	M	402	▲	+14.9%	+52
	Show Cause	SC	97	▲	+18.3%	+15
	Felony	F	93	▼	-11.4%	-12
	Capias	CA	44	▼	-10.2%	-5
	Civil Violation	CV	18	▼	-18.2%	-4
	<b>Total</b>			<b>654</b>	<b>▲</b>	<b>7.6%</b>
<b>Traffic</b>	Infraction	I	3,089	▼	-18.5%	-699
	Misdemeanor	M	400	▼	-1.7%	-7
	Capias	CA	9	▲	+50.0%	+3
	Show Cause	SC	7	▼	-36.4%	-4
	Felony	F	3	↔	-	-
	Civil Violation	CV	1	▲	-	+1
	<b>Total</b>			<b>3,509</b>	<b>▼</b>	<b>-16.7%</b>
<b>Civil</b>	Warrant in Debt	WD	321	▲	+58.1%	+118
	Garnishment	GA	251	▲	+9.1%	+21
	Unlawful Detainer	UD	156	▼	-7.7%	-13
	Detinue	DT	103	▲	+4.0%	+4
	Other	OT	51	▼	+4.1%	+2
	Admin License	AL	43	▼	-21.8%	-12
	Preliminary Protective Order	PP	16	▲	+128.6%	+9
	Show Cause	SC	12	▲	+500.0%	+10
	Protective Order	PO	11	↔	-	-
	Interrogatory	IN	4	▲	-	+4
	Abstract	AJ	2	▲	-	+2
	Motion for Judgment	MJ	2	▲	+100.0%	+1
	Tenants Assertion	TA	2	▲	-	+2
	Restricted Operators License	RL	1	▲	-	+1
	Impoundment	IM	0	▼	-100.0%	-2
	Third Party Claim	TH	0	▼	-100.0%	-1
<b>Total</b>			<b>975</b>	<b>▲</b>	<b>17.6%</b>	<b>+146</b>
<b>Civil Commitments</b>	Temporary Detention Order	TD	35	▼	-5.4%	-2
	Emergency Custody Order	EC	18	▼	-14.3%	-3
	Medical Emergency Temporary Detention Order	MT	1	▲	-	+1
	Medical Emergency Custody Order	ME	0	▼	-100.0%	-1
	Mental Commitment	MC	0	▼	-100.0%	-1
<b>Total</b>			<b>54</b>	<b>▼</b>	<b>-10.0%</b>	<b>-6</b>
<b>GRAND TOTAL</b>			<b>5,192</b>	<b>▼</b>	<b>-9.1%</b>	<b>-520</b>

Dispositions by Major Case Category\*\*

Category	Summary	Change	% Change	Absolute Change
Felony	96	▼	-11.1%	-12
Garnishment	255	▲	+10.9%	+25
General Civil	427	▲	+40.0%	+122
Infraction/Civil Violation	3,108	▲	-18.4%	-702
Landlord /Tenant	158	▲	-6.5%	-11
Misdemeanor	803	▲	+6.1%	+46
Other	318	▲	+1.0%	+3

\* Compared to same time period as previous year  
 8/19/2024 3:37:29PM

\*\* Case Type Categories are defined in the 2017 Virginia Judicial Workload Assessment  
 Source: SCV-SQL-Information

**CPSS - GCMS CASELOAD STATISTICS OF THE GENERAL DISTRICT COURTS**  
January 2024 thru July 2024 Dispositions (Compared to January 2023 thru July 2023)

---

Protective Orders	27	▲	+50.0%	+9
<b>GRAND TOTAL</b>	<b>5,192</b>	▼	-9.1%	-520

---

\* Compared to same time period as previous year  
8/19/2024 3:37:29PM

\*\* Case Type Categories are defined in the 2017 Virginia Judicial Workload Assessment  
Source: SCV-SQL-Information

2024 Overall GRAND TOTAL		Distribution of Caseload			Change*		Percentage (%) of Caseload		
<b>1,926</b>	+171 9.7%	<b>Criminal</b>	193	10%	27.8% ▲	+42	<b>Criminal</b>	2023 8.6%	2024 10.0%
2024	↑	<b>Traffic</b>	1,349	70%	6.8% ▲	+86	<b>Traffic</b>	72.0%	70.0%
2023		<b>Civil</b>	374	19%	14.4% ▲	+47	<b>Civil</b>	18.6%	19.4%
		<b>Civil Commitments</b>	10	1%	-28.6% ▼	-4	<b>Civil Commitments</b>	0.8%	0.5%
		<b>GRAND TOTAL</b>	<b>1,926</b>	100%	9.7% ▲	+171	<b>GRAND TOTAL</b>	100%	100%

**Dispositions by Division & Code**

Division	Case Type Description	Code	Summary	Change	% Change	Absolute Change
<b>Criminal</b>	Misdemeanor	M	106	▲	+16.5%	+15
	Felony	F	48	▲	+23.1%	+9
	Show Cause	SC	15	▲	+150.0%	+9
	Capias	CA	14	▲	+100.0%	+7
	Civil Violation	CV	10	▲	+42.9%	+3
	Restricted Operators License	RL	0	▼	-100.0%	-1
	<b>Total</b>			<b>193</b>	<b>▲</b>	<b>27.8%</b>
<b>Traffic</b>	Infraction	I	1,029	▲	+6.0%	+58
	Misdemeanor	M	287	▲	+8.3%	+22
	Show Cause	SC	16	▲	+6.7%	+1
	Capias	CA	10	▲	+11.1%	+1
	Felony	F	4	▲	+33.3%	+1
	Restricted Operators License	RL	2	▲	-	+2
	Civil Violation	CV	1	▲	-	+1
<b>Total</b>			<b>1,349</b>	<b>▲</b>	<b>6.8%</b>	<b>+86</b>
<b>Civil</b>	Warrant in Debt	WD	198	▲	+33.8%	+50
	Garnishment	GA	107	▲	+32.1%	+26
	Admin License	AL	22	▼	-18.5%	-5
	Unlawful Detainer	UD	18	▼	-35.7%	-10
	Other	OT	7	▲	-53.3%	-8
	Protective Order	PO	6	↔	-	-
	Abstract	AJ	5	↔	-	-
	Detinue	DT	4	▲	-	+4
	Impoundment	IM	2	▼	-50.0%	-2
	Preliminary Protective Order	PP	2	▼	-71.4%	-5
	Show Cause	SC	2	▼	-33.3%	-1
	Petition-Restore Arms	PR	1	▲	-	+1
	Interrogatory	IN	0	▼	-100.0%	-2
	Motion for Judgment	MJ	0	▼	-100.0%	-1
<b>Total</b>			<b>374</b>	<b>▲</b>	<b>14.4%</b>	<b>+47</b>
<b>Civil Commitments</b>	Temporary Detention Order	TD	6	▼	-25.0%	-2
	Emergency Custody Order	EC	4	▼	-33.3%	-2
<b>Total</b>			<b>10</b>	<b>▼</b>	<b>-28.6%</b>	<b>-4</b>
<b>GRAND TOTAL</b>			<b>1,926</b>	<b>▲</b>	<b>9.7%</b>	<b>+171</b>

**Dispositions by Major Case Category\*\***

Category	Summary	Change	% Change	Absolute Change
Felony	52	▲	+23.8%	+10
Garnishment	107	▼	+28.9%	+24
General Civil	204	▲	+36.9%	+55
Infraction/Civil Violation	1,040	▲	+6.3%	+62
Landlord /Tenant	18	▼	-35.7%	-10
Misdemeanor	395	▲	+10.6%	+38
Other	102	▲	-2.9%	-3
Protective Orders	8	▼	-38.5%	-5
<b>GRAND TOTAL</b>	<b>1,926</b>	<b>▲</b>	<b>9.7%</b>	<b>+171</b>

\* Compared to same time period as previous year  
 8/19/2024 3:37:29PM

\*\* Case Type Categories are defined in the 2017 Virginia Judicial Workload Assessment  
 Source: SCV-SQL-Information





2024 Overall GRAND TOTAL		Distribution of Caseload			Change*		Percentage (%) of Caseload			
<b>8,230</b>	+1,340 19.4%	<b>Criminal</b>	767	9%	53.4%	▲	+267	<b>Criminal</b>	2023 7.3%	2024 9.3%
2024	↑	<b>Traffic</b>	5,936	72%	19.4%	▲	+966	<b>Traffic</b>	72.1%	72.1%
2023		<b>Civil</b>	1,130	14%	9.4%	▲	+97	<b>Civil</b>	15.0%	13.7%
		<b>Civil Commitments</b>	397	5%	2.6%	▲	+10	<b>Civil Commitments</b>	5.6%	4.8%
		<b>GRAND TOTAL</b>	<b>8,230</b>	100%	19.4%	▲	+1,340	<b>GRAND TOTAL</b>	100%	100%

Dispositions by Division & Code

Division	Case Type Description	Code	Summary	Change	% Change	Absolute Change
<b>Criminal</b>	Misdemeanor	M	490	▲	+55.1%	+174
	Felony	F	169	▲	+45.7%	+53
	Capias	CA	75	▲	+87.5%	+35
	Show Cause	SC	17	▲	+88.9%	+8
	Civil Violation	CV	16	▼	-15.8%	-3
	<b>Total</b>			<b>767</b>	<b>▲</b>	<b>53.4%</b>
<b>Traffic</b>	Infraction	I	4,250	▲	+20.0%	+708
	Misdemeanor	M	1,606	▲	+18.5%	+251
	Capias	CA	77	▲	+30.5%	+18
	Show Cause	SC	2	▼	-50.0%	-2
	Restricted Operators License	RL	1	▼	-80.0%	-4
	Civil Violation	CV	0	▼	-100.0%	-2
	Other	O	0	▼	-100.0%	-3
	<b>Total</b>			<b>5,936</b>	<b>▲</b>	<b>19.4%</b>
<b>Civil</b>	Warrant in Debt	WD	448	▲	+14.3%	+56
	Garnishment	GA	405	▲	+29.8%	+93
	Unlawful Detainer	UD	128	▼	-18.5%	-29
	Other	OT	52	▼	-28.8%	-21
	Preliminary Protective Order	PP	24	▼	-11.1%	-3
	Protective Order	PO	21	▲	+23.5%	+4
	Admin License	AL	12	▼	-42.9%	-9
	Show Cause	SC	12	▼	-20.0%	-3
	Abstract	AJ	7	▲	+133.3%	+4
	Motion for Judgment	MJ	6	▲	+50.0%	+2
	Detinue	DT	5	▼	-16.7%	-1
	Impoundment	IM	3	▲	+200.0%	+2
	Interrogatory-Not	IC	3	▲	-	+3
	Petition-Restore Arms	PR	3	▼	-25.0%	-1
	Mechanic's Lien	ML	1	▲	-	+1
	Overweight	OC	0	▼	-100.0%	-1
<b>Total</b>			<b>1,130</b>	<b>▲</b>	<b>9.4%</b>	<b>+97</b>
<b>Civil Commitments</b>	Other	OT	213	▲	+16.4%	+30
	Mental Commitment	MC	148	▲	+1.4%	+2
	Emergency Custody Order	EC	21	▼	-63.2%	-36
	Temporary Detention Order	TD	15	▲	+1,400.0%	+14
	<b>Total</b>			<b>397</b>	<b>▲</b>	<b>2.6%</b>
<b>GRAND TOTAL</b>			<b>8,230</b>	<b>▲</b>	<b>19.4%</b>	<b>+1,340</b>

Dispositions by Major Case Category\*\*

Category	Summary	Change	% Change	Absolute Change
Felony	169	▲	+45.7%	+53
Garnishment	405	▲	+29.8%	+93
General Civil	463	▲	+13.8%	+56
Infraction/Civil Violation	4,266	▼	+19.6%	+699
Involuntary Civil Commitments	213	▲	+16.4%	+30
Landlord /Tenant	128	▼	-18.5%	-29
Misdemeanor	2,097	▼	+25.1%	+421

\* Compared to same time period as previous year

\*\* Case Type Categories are defined in the 2017 Virginia Judicial Workload Assessment

**CPSS - GCMS CASELOAD STATISTICS OF THE GENERAL DISTRICT COURTS**  
January 2024 thru July 2024 Dispositions (Compared to January 2023 thru July 2023)

---

Other	444	▲	+3.7%	+16
Protective Orders	45	▲	+2.3%	+1
<b><i>GRAND TOTAL</i></b>	<b><u>8,230</u></b>	▲	19.4%	+1,340

---

\* Compared to same time period as previous year  
8/19/2024 3:37:29PM

\*\* Case Type Categories are defined in the 2017 Virginia Judicial Workload Assessment  
Source: SCV-SQL-Information

2024 Overall GRAND TOTAL		Distribution of Caseload			Change*		Percentage (%) of Caseload		
<b>3,243</b>	+367 12.8%	<b>Criminal</b>	329	10%	-15.9% ▼	-62	<b>Criminal</b>	2023 13.6%	2024 10.1%
2024		<b>Traffic</b>	2,018	62%	29.0% ▲	+454	<b>Traffic</b>	54.4%	62.2%
2023		<b>Civil</b>	555	17%	-0.7% ▲	-4	<b>Civil</b>	19.4%	17.1%
		<b>Civil Commitments</b>	341	11%	-5.8% ▼	-21	<b>Civil Commitments</b>	12.6%	10.5%
		<b>GRAND TOTAL</b>	<b>3,243</b>	100%	12.8% ▲	+367	<b>GRAND TOTAL</b>	100%	100%

Dispositions by Division & Code

Division	Case Type Description	Code	Summary	Change	% Change	Absolute Change
<b>Criminal</b>	Misdemeanor	M	194	▼	-3.5%	-7
	Felony	F	77	▼	-38.4%	-48
	Show Cause	SC	28	▲	+12.0%	+3
	Capias	CA	19	▼	-9.5%	-2
	Civil Violation	CV	11	▼	-42.1%	-8
	<b>Total</b>			<b>329</b>	▼	<b>-15.9%</b>
<b>Traffic</b>	Infraction	I	1,586	▲	+26.8%	+335
	Misdemeanor	M	396	▲	+41.4%	+116
	Show Cause	SC	19	▲	+18.8%	+3
	Capias	CA	13	▼	-13.3%	-2
	Felony	F	4	▲	+100.0%	+2
	<b>Total</b>			<b>2,018</b>	▲	<b>29.0%</b>
<b>Civil</b>	Warrant in Debt	WD	219	▲	+6.8%	+14
	Garnishment	GA	126	▼	-21.3%	-34
	Unlawful Detainer	UD	70	▼	-15.7%	-13
	Detinue	DT	60	▲	+46.3%	+19
	Other	OT	31	▲	+14.8%	+4
	Admin License	AL	11	▲	+57.1%	+4
	Protective Order	PO	11	▲	+22.2%	+2
	Preliminary Protective Order	PP	9	▼	-18.2%	-2
	Abstract	AJ	4	▲	-	+4
	Show Cause	SC	4	↔	-	-
	Impoundment	IM	3	▲	+200.0%	+2
	Motion for Judgment	MJ	3	↔	-	-
	Counter Claim	CC	2	▲	+100.0%	+1
	Interrogatory	IN	1	▼	-75.0%	-3
	Tenants Assertion	TA	1	▼	-66.7%	-2
	<b>Total</b>			<b>555</b>	▼	<b>-0.7%</b>
<b>Civil Commitments</b>	Mental Commitment	MC	233	▼	-27.6%	-89
	Other	OT	65	▲	-	+65
	Temporary Detention Order	TD	29	▲	+20.8%	+5
	Emergency Custody Order	EC	13	▼	-18.8%	-3
	Medical Emergency Temporary Detention Order	MT	1	▲	-	+1
<b>Total</b>			<b>341</b>	▼	<b>-5.8%</b>	<b>-21</b>
<b>GRAND TOTAL</b>			<b>3,243</b>	▲	12.8%	+367

Dispositions by Major Case Category\*\*

Category	Summary	Change	% Change	Absolute Change
Felony	81	▲	-36.2%	-46
Garnishment	127	▼	-22.6%	-37
General Civil	285	▲	+13.5%	+34
Infraction/Civil Violation	1,597	▼	+25.7%	+327
Involuntary Civil Commitments	65	▲	-	+65
Landlord /Tenant	71	▼	-17.4%	-15
Misdemeanor	590	▲	+22.7%	+109
Other	407	▲	-14.7%	-70
Protective Orders	20	▲	-	0

\* Compared to same time period as previous year

\*\* Case Type Categories are defined in the 2017 Virginia Judicial Workload Assessment

**CPSS - GCMS CASELOAD STATISTICS OF THE GENERAL DISTRICT COURTS**

January 2024 thru July 2024 Dispositions (Compared to January 2023 thru July 2023)

*GRAND TOTAL*

**3,243**



12.8%

+367

2024 Overall GRAND TOTAL		Distribution of Caseload			Change*		Percentage (%) of Caseload		
<b>14,323</b>	+577 4.2%	<b>Criminal</b>	1,993	14%	41.6% ▲	+586	<b>Criminal</b>	2023 10.2%	2024 13.9%
2024	↑	<b>Traffic</b>	4,889	34%	-19.1% ▼	-1,153	<b>Traffic</b>	44.0%	34.1%
2023		<b>Civil</b>	5,146	36%	9.3% ▲	+437	<b>Civil</b>	34.3%	35.9%
		<b>Civil Commitments</b>	2,295	16%	44.5% ▲	+707	<b>Civil Commitments</b>	11.6%	16.0%
		<b>GRAND TOTAL</b>	<b>14,323</b>	100%	4.2% ▲	+577	<b>GRAND TOTAL</b>	100%	100%

**Dispositions by Division & Code**

Division	Case Type Description	Code	Summary	Change	% Change	Absolute Change
<b>Criminal</b>	Misdemeanor	M	1,053	▲	+35.2%	+274
	Felony	F	497	▲	+48.8%	+163
	Capias	CA	252	▲	+36.2%	+67
	Show Cause	SC	175	▲	+98.9%	+87
	Civil Violation	CV	16	▼	-23.8%	-5
	<b>Total</b>			<b>1,993</b>	▲	<b>41.6%</b>
<b>Traffic</b>	Infraction	I	3,183	▼	-28.7%	-1,279
	Misdemeanor	M	1,555	▲	+7.9%	+114
	Capias	CA	62	▲	+21.6%	+11
	Felony	F	37	▲	+15.6%	+5
	Show Cause	SC	19	▲	+216.7%	+13
	Restricted Operators License	RL	18	▲	+28.6%	+4
	Other	O	14	▼	-50.0%	-14
	Civil Violation	CV	1	▼	-87.5%	-7
	<b>Total</b>			<b>4,889</b>	▼	<b>-19.1%</b>
<b>Civil</b>	Unlawful Detainer	UD	1,790	▼	-9.6%	-191
	Garnishment	GA	1,691	▲	+42.5%	+504
	Warrant in Debt	WD	1,137	▲	+16.3%	+159
	Other	OT	150	▼	-13.3%	-23
	Bond Forfeiture	BF	85	▲	+553.8%	+72
	Preliminary Protective Order	PP	69	▲	+13.1%	+8
	Show Cause	SC	63	▼	-4.5%	-3
	Protective Order	PO	61	▲	+35.6%	+16
	Detinue	DT	24	▼	-75.0%	-72
	Motion for Judgment	MJ	23	▼	-34.3%	-12
	Abstract	AJ	17	▼	-58.5%	-24
	Interrogatory	IN	11	▲	+120.0%	+6
	Tenants Assertion	TA	11	▲	+120.0%	+6
	Admin License	AL	7	↔	-	-
	Petition-Restore Arms	PR	4	▼	-66.7%	-8
	Impoundment	IM	2	▲	-	+2
	Counter Claim	CC	1	▼	-66.7%	-2
	Mechanic's Lien	ML	0	▼	-100.0%	-1
	<b>Total</b>			<b>5,146</b>	▲	<b>9.3%</b>
<b>Civil Commitments</b>	Mental Commitment	MC	1,544	▲	+38.8%	+432
	Other	OT	589	▲	+55.0%	+209
	Temporary Detention Order	TD	107	▲	+55.1%	+38
	Emergency Custody Order	EC	53	▲	+96.3%	+26
	Medical Emergency Temporary Detention Order	MT	2	▲	-	+2
<b>Total</b>			<b>2,295</b>	▲	<b>44.5%</b>	<b>+707</b>
<b>GRAND TOTAL</b>			<b>14,323</b>	▲	4.2%	+577

**Dispositions by Major Case Category\*\***

Category	Summary	Change	% Change	Absolute Change
Felony	534	▲	+45.9%	+168
Garnishment	1,702	▲	+42.8%	+510
General Civil	1,204	▼	+3.2%	+37
Infraction/Civil Violation	3,214	▼	-28.9%	-1,305

\* Compared to same time period as previous year  
 8/19/2024 3:37:29PM

\*\* Case Type Categories are defined in the 2017 Virginia Judicial Workload Assessment  
 Source: SCV-SQL-Information

**CPSS - GCMS CASELOAD STATISTICS OF THE GENERAL DISTRICT COURTS**

January 2024 thru July 2024 Dispositions (Compared to January 2023 thru July 2023)

District: 11 FIPS: 730

Involuntary Civil Commitments	589	▲	+55.0%	+209
Landlord /Tenant	1,801	▲	-9.3%	-185
Misdemeanor	2,626	▲	+17.5%	+392
Other	2,523	▲	+40.5%	+727
Protective Orders	130	▲	+22.6%	+24
<b>GRAND TOTAL</b>	<b>14,323</b>	▲	4.2%	+577

\* Compared to same time period as previous year  
8/19/2024 3:37:29PM

\*\* Case Type Categories are defined in the 2017 Virginia Judicial Workload Assessment  
Source: SCV-SQL-Information

2024 Overall GRAND TOTAL		Distribution of Caseload			Change*		Percentage (%) of Caseload		
<b>3,004</b>	+506 20.3%	<b>Criminal</b>	310	10%	-24.9% ▼	-103	<b>Criminal</b>	2023 16.5%	2024 10.3%
2024	↑	<b>Traffic</b>	2,123	71%	33.5% ▲	+533	<b>Traffic</b>	63.7%	70.7%
2023		<b>Civil</b>	564	19%	18.5% ▲	+88	<b>Civil</b>	19.1%	18.8%
		<b>Civil Commitments</b>	7	0%	-63.2% ▼	-12	<b>Civil Commitments</b>	0.8%	0.2%
		<b>GRAND TOTAL</b>	<b>3,004</b>	100%	20.3% ▲	+506	<b>GRAND TOTAL</b>	100%	100%

Dispositions by Division & Code

Division	Case Type Description	Code	Summary	Change	% Change	Absolute Change
<b>Criminal</b>	Misdemeanor	M	162	▼	-27.7%	-62
	Felony	F	88	▲	+3.5%	+3
	Show Cause	SC	26	▼	-49.0%	-25
	Capias	CA	19	▼	-44.1%	-15
	Civil Violation	CV	15	▼	-21.1%	-4
	<b>Total</b>			<b>310</b>	▼	<b>-24.9%</b>
<b>Traffic</b>	Infraction	I	1,744	▲	+33.6%	+439
	Misdemeanor	M	344	▲	+33.9%	+87
	Show Cause	SC	17	↔		-
	Capias	CA	14	▲	+40.0%	+4
	Felony	F	3	▲	+200.0%	+2
	Civil Violation	CV	1	▲	-	+1
	<b>Total</b>			<b>2,123</b>	▲	<b>33.5%</b>
<b>Civil</b>	Warrant in Debt	WD	315	▲	+62.4%	+121
	Garnishment	GA	118	▼	-0.8%	-1
	Unlawful Detainer	UD	35	▼	-18.6%	-8
	Admin License	AL	26	▼	-3.7%	-1
	Protective Order	PO	20	▲	+150.0%	+12
	Impoundment	IM	16	↔		-
	Other	OT	12	▲	+20.0%	+2
	Preliminary Protective Order	PP	12	▲	+71.4%	+5
	Detinue	DT	5	▲	+400.0%	+4
	Abstract	AJ	2	▼	-33.3%	-1
	Motion for Judgment	MJ	1	▼	-80.0%	-4
	Show Cause	SC	1	▲	-	+1
	Tenants Assertion	TA	1	↔		-
	Interrogatory	IN	0	▼	-100.0%	-2
	Petition-Restore Arms	PR	0	▼	-100.0%	-3
	Zoning Violation	ZO	0	▼	-100.0%	-37
<b>Total</b>			<b>564</b>	▲	<b>18.5%</b>	<b>+88</b>
<b>Civil Commitments</b>	Temporary Detention Order	TD	6	▼	-45.5%	-5
	Emergency Custody Order	EC	1	▼	-80.0%	-4
	Mental Commitment	MC	0	▼	-100.0%	-1
	Other	OT	0	▼	-100.0%	-2
<b>Total</b>			<b>7</b>	▼	<b>-63.2%</b>	<b>-12</b>
<b>GRAND TOTAL</b>			<b>3,004</b>	▲	20.3%	+506

Dispositions by Major Case Category\*\*

Category	Summary	Change	% Change	Absolute Change
Felony	91	▲	+5.8%	+5
Garnishment	118	▼	-2.5%	-3
General Civil	323	▲	+58.3%	+119
Infraction/Civil Violation	1,760	▲	+32.9%	+436
Involuntary Civil Commitments	0	▼	-100.0%	-2
Landlord /Tenant	36	▼	-18.2%	-8
Misdemeanor	506	▼	-2.3%	-12
Other	138	▲	-25.0%	-46

\* Compared to same time period as previous year  
 8/19/2024 3:37:29PM

\*\* Case Type Categories are defined in the 2017 Virginia Judicial Workload Assessment  
 Source: SCV-SQL-Information

**CPSS - GCMS CASELOAD STATISTICS OF THE GENERAL DISTRICT COURTS**

January 2024 thru July 2024 Dispositions (Compared to January 2023 thru July 2023)

Protective Orders	32	▲	+113.3%	+17
<b>GRAND TOTAL</b>	<b>3,004</b>	▲	20.3%	+506

\* Compared to same time period as previous year  
8/19/2024 3:37:29PM

\*\* Case Type Categories are defined in the 2017 Virginia Judicial Workload Assessment  
Source: SCV-SQL-Information



2024 Overall GRAND TOTAL		Distribution of Caseload			Change*		Percentage (%) of Caseload		
<b>46,839</b>	-3,011 -6.0%	<b>Criminal</b>	6,718	14%	-4.5% ▼	-318	<b>Criminal</b>	2023 14.1%	2024 14.3%
2024		<b>Traffic</b>	18,703	40%	-22.5% ▼	-5,416	<b>Traffic</b>	48.4%	39.9%
2023		<b>Civil</b>	21,152	45%	15.1% ▲	+2,770	<b>Civil</b>	36.9%	45.2%
		<b>Civil Commitments</b>	266	1%	-15.0% ▼	-47	<b>Civil Commitments</b>	0.6%	0.6%
		<b>GRAND TOTAL</b>	<b>46,839</b>	100%	-6.0% ▼	-3,011	<b>GRAND TOTAL</b>	100%	100%

Dispositions by Division & Code

Division	Case Type Description	Code	Summary	Change	% Change	Absolute Change
<b>Criminal</b>	Misdemeanor	M	3,483	▲	+2.2%	+76
	Felony	F	1,912	▼	-13.8%	-305
	Capias	CA	931	▼	-10.7%	-111
	Show Cause	SC	320	▲	+23.1%	+60
	Civil Violation	CV	59	▼	-42.7%	-44
	Motion	MO	12	▲	+71.4%	+5
	Restricted Operators License	RL	1	▲	-	+1
	<b>Total</b>			<b>6,718</b>	▼	<b>-4.5%</b>
<b>Traffic</b>	Infraction	I	10,495	▼	-26.9%	-3,853
	Misdemeanor	M	6,738	▼	-15.7%	-1,258
	Capias	CA	641	▼	-25.2%	-216
	Show Cause	SC	389	▲	+1.0%	+4
	Felony	F	195	▼	-2.0%	-4
	Motion	MO	110	▼	-26.7%	-40
	Civil Violation	CV	89	▼	-37.3%	-53
	Restricted Operators License	RL	46	▲	+12.2%	+5
	Other	O	0	▼	-100.0%	-1
<b>Total</b>			<b>18,703</b>	▼	<b>-22.5%</b>	<b>-5,416</b>
<b>Civil</b>	Warrant in Debt	WD	9,011	▲	+43.4%	+2,725
	Garnishment	GA	5,355	▲	+2.5%	+132
	Unlawful Detainer	UD	4,332	▼	-0.8%	-36
	Other	OT	593	▲	+6.5%	+36
	Preliminary Protective Order	PP	324	▼	-0.3%	-1
	Admin License	AL	315	▼	-23.5%	-97
	Show Cause	SC	306	▲	+32.5%	+75
	Protective Order	PO	300	▼	-7.7%	-25
	Motion for Judgment	MJ	127	▲	+21.0%	+22
	Interrogatory	IN	121	▲	+30.1%	+28
	Abstract	AJ	112	▼	-23.3%	-34
	Impoundment	IM	66	▲	+34.7%	+17
	Detinue	DT	61	▼	-4.7%	-3
	Bond Forfeiture	BF	57	▼	-51.3%	-60
	Interrogatory-Not	IC	23	▼	-14.8%	-4
	Counter Claim	CC	14	▼	-12.5%	-2
	Tenants Assertion	TA	13	▲	+18.2%	+2
	Capias	CA	10	▼	-33.3%	-5
	Petition-Restore Arms	PR	6	▼	-50.0%	-6
	Third Party Claim	TH	3	▲	-	+3
Cross Claim	CR	1	▲	-	+1	
Mechanic's Lien	ML	1	▲	-	+1	
Petition to Require Blood Test	BT	1	▲	-	+1	
<b>Total</b>			<b>21,152</b>	▲	<b>15.1%</b>	<b>+2,770</b>
<b>Civil Commitments</b>	Temporary Detention Order	TD	192	▼	-7.2%	-15
	Emergency Custody Order	EC	68	▼	-32.7%	-33
	Medical Emergency Temporary Detention Order	MT	4	▲	+33.3%	+1
	Mental Commitment	MC	2	▲	-	+2
	Medical Emergency Custody Order	ME	0	▼	-100.0%	-2
<b>Total</b>			<b>266</b>	▼	<b>-15.0%</b>	<b>-47</b>
<b>GRAND TOTAL</b>			<b>46,839</b>	▼	-6.0%	-3,011

\* Compared to same time period as previous year

\*\* Case Type Categories are defined in the 2017 Virginia Judicial Workload Assessment

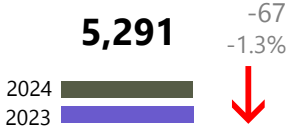
**CPSS - GCMS CASELOAD STATISTICS OF THE GENERAL DISTRICT COURTS**  
 January 2024 thru July 2024 Dispositions (Compared to January 2023 thru July 2023)

**Dispositions by Major Case Category\*\***

Category	Summary	Change	% Change	Absolute Change
Felony	2,107	▼	-12.8%	-309
Garnishment	5,476	▲	+3.0%	+160
General Civil	9,369	▲	+41.9%	+2,766
Infraction/Civil Violation	10,643	▼	-27.1%	-3,951
Landlord /Tenant	4,345	▲	-0.8%	-34
Misdemeanor	10,268	▲	-10.3%	-1,176
Other	4,007	▲	-9.9%	-441
Protective Orders	624	▼	-4.0%	-26
<b>GRAND TOTAL</b>	<b>46,839</b>	▼	-6.0%	-3,011

\* Compared to same time period as previous year  
 8/19/2024 3:37:29PM

\*\* Case Type Categories are defined in the 2017 Virginia Judicial Workload Assessment  
 Source: SCV-SQL-Information

2024 Overall GRAND TOTAL		Distribution of Caseload			Change*		Percentage (%) of Caseload		
<b>5,291</b>	-67 -1.3%	<b>Criminal</b>	1,363	26%	3.7% ▲	+49	<b>Criminal</b>	2023 24.5%	2024 25.8%
		<b>Traffic</b>	2,268	43%	-5.5% ▼	-133	<b>Traffic</b>	44.8%	42.9%
		<b>Civil</b>	1,628	31%	0.8% ▲	+13	<b>Civil</b>	30.1%	30.8%
		<b>Civil Commitments</b>	32	1%	14.3% ▲	+4	<b>Civil Commitments</b>	0.5%	0.6%
		<b>GRAND TOTAL</b>	<b>5,291</b>	100%	-1.3% ▼	-67	<b>GRAND TOTAL</b>	100%	100%

**Dispositions by Division & Code**

Division	Case Type Description	Code	Summary	Change	% Change	Absolute Change
<b>Criminal</b>	Misdemeanor	M	667	▼	-7.1%	-51
	Felony	F	350	▲	+22.4%	+64
	Capias	CA	231	▲	+6.0%	+13
	Show Cause	SC	78	▲	+14.7%	+10
	Civil Violation	CV	37	▲	+54.2%	+13
	<b>Total</b>			<b>1,363</b>	▲	<b>3.7%</b>
<b>Traffic</b>	Infraction	I	1,552	▼	-12.3%	-218
	Misdemeanor	M	633	▲	+10.1%	+58
	Capias	CA	54	▲	+50.0%	+18
	Show Cause	SC	18	▲	+80.0%	+8
	Felony	F	9	▲	+50.0%	+3
	Civil Violation	CV	1	▼	-50.0%	-1
	Other	O	1	↔		-
	Restricted Operators License	RL	0	▼	-100.0%	-1
<b>Total</b>			<b>2,268</b>	▼	<b>-5.5%</b>	<b>-133</b>
<b>Civil</b>	Warrant in Debt	WD	660	▲	+5.6%	+35
	Garnishment	GA	431	▲	+6.2%	+25
	Unlawful Detainer	UD	318	▼	-8.1%	-28
	Detinue	DT	45	▲	+7.1%	+3
	Admin License	AL	40	▲	+11.1%	+4
	Other	OT	37	▼	-26.0%	-13
	Preliminary Protective Order	PP	22	▼	-21.4%	-6
	Protective Order	PO	19	▼	-20.8%	-5
	Motion for Judgment	MJ	12	↔		-
	Abstract	AJ	11	▼	-15.4%	-2
	Show Cause	SC	11	▼	-35.3%	-6
	Interrogatory	IN	8	▲	+700.0%	+7
	Bond Forfeiture	BF	6	▼	-25.0%	-2
	Impoundment	IM	4	▼	-33.3%	-2
	Counter Claim	CC	1	▲	-	+1
	Interrogatory-Not	IC	1	▲	-	+1
	Petition-Restore Arms	PR	1	▲	-	+1
Tenants Assertion	TA	1	↔		-	
<b>Total</b>			<b>1,628</b>	▲	<b>0.8%</b>	<b>+13</b>
<b>Civil Commitments</b>	Temporary Detention Order	TD	21	▲	+5.0%	+1
	Emergency Custody Order	EC	11	▲	+37.5%	+3
<b>Total</b>			<b>32</b>	▲	<b>14.3%</b>	<b>+4</b>
<b>GRAND TOTAL</b>			<b>5,291</b>	▼	-1.3%	-67

**Dispositions by Major Case Category\*\***

Category	Summary	Change	% Change	Absolute Change
Felony	359	▲	+22.9%	+67
Garnishment	439	▲	+7.9%	+32
General Civil	720	▲	+5.6%	+38
Infraction/Civil Violation	1,591	▼	-11.5%	-206
Landlord /Tenant	319	▼	-8.1%	-28
Misdemeanor	1,300	▼	+0.5%	+6
Other	522	▲	+7.2%	+35

\* Compared to same time period as previous year



\*\* Case Type Categories are defined in the 2017 Virginia Judicial Workload Assessment

**CPSS - GCMS CASELOAD STATISTICS OF THE GENERAL DISTRICT COURTS**  
January 2024 thru July 2024 Dispositions (Compared to January 2023 thru July 2023)

Protective Orders	41	▼	-21.2%	-11
<b>GRAND TOTAL</b>	<b>5,291</b>	▼	-1.3%	-67

\* Compared to same time period as previous year  
8/19/2024 3:37:29PM

\*\* Case Type Categories are defined in the 2017 Virginia Judicial Workload Assessment  
Source: SCV-SQL-Information

2024 Overall GRAND TOTAL		Distribution of Caseload			Change*		Percentage (%) of Caseload		
<b>52,791</b>	+10,075 23.6%	<b>Criminal</b>	5,555	11%	3.3% ▲	+176	<b>Criminal</b>	2023 12.6%	2024 10.5%
2024 	↑	<b>Traffic</b>	18,208	34%	48.6% ▲	+5,952	<b>Traffic</b>	28.7%	34.5%
2023 		<b>Civil</b>	27,260	52%	16.2% ▲	+3,802	<b>Civil</b>	54.9%	51.6%
		<b>Civil Commitments</b>	1,768	3%	8.9% ▲	+145	<b>Civil Commitments</b>	3.8%	3.3%
		<b>GRAND TOTAL</b>	<b>52,791</b>	100%	23.6% ▲	+10,075	<b>GRAND TOTAL</b>	100%	100%

**Dispositions by Division & Code**

Division	Case Type Description	Code	Summary	Change	% Change	Absolute Change
<b>Criminal</b>	Misdemeanor	M	3,111	▼	+4.1%	+123
	Felony	F	1,449	▼	-2.5%	-37
	Capias	CA	752	▲	+31.7%	+181
	Show Cause	SC	168	▼	-1.8%	-3
	Civil Violation	CV	72	▼	-55.6%	-90
	Restricted Operators License	RL	3	▲	+200.0%	+2
	<b>Total</b>			<b>5,555</b>	<b>▲</b>	<b>3.3%</b>
<b>Traffic</b>	Infraction	I	13,241	▲	+66.6%	+5,295
	Misdemeanor	M	4,315	▼	+20.6%	+736
	Other	O	248	▼	-43.1%	-188
	Capias	CA	186	▼	+33.8%	+47
	Felony	F	106	▲	+49.3%	+35
	Show Cause	SC	80	▼	+40.4%	+23
	Restricted Operators License	RL	31	▲	+10.7%	+3
	Civil Violation	CV	1	▲	-	+1
<b>Total</b>			<b>18,208</b>	<b>▲</b>	<b>48.6%</b>	<b>+5,952</b>
<b>Civil</b>	Warrant in Debt	WD	9,248	▼	+30.8%	+2,178
	Unlawful Detainer	UD	8,161	▲	+5.7%	+438
	Garnishment	GA	7,539	▲	+21.9%	+1,356
	Other	OT	809	▼	-15.3%	-146
	Motion for Judgment	MJ	346	▼	+1.2%	+4
	Preliminary Protective Order	PP	342	▲	+13.6%	+41
	Show Cause	SC	261	▲	-0.4%	-1
	Detinue	DT	156	▼	-1.9%	-3
	Interrogatory	IN	106	▲	+55.9%	+38
	Protective Order	PO	88	▼	+49.2%	+29
	Tenants Assertion	TA	65	▲	+10.2%	+6
	Abstract	AJ	57	▼	-69.5%	-130
	Counter Claim	CC	32	▲	-	-
	Admin License	AL	15	▼	-53.1%	-17
	Capias	CA	15	▲	+275.0%	+11
	Petition-Restore Arms	PR	8	↔	-	-
	Interrogatory-Not	IC	5	▼	-44.4%	-4
	Impoundment	IM	4	▲	-	+4
	Cross Claim	CR	1	▲	-	+1
	Mechanic's Lien	ML	1	▲	-	+1
Third Party Claim	TH	1	▲	-	+1	
Bond Forfeiture	BF	0	▼	-100.0%	-3	
Restricted Operators License	RL	0	▼	-100.0%	-2	
<b>Total</b>			<b>27,260</b>	<b>▲</b>	<b>16.2%</b>	<b>+3,802</b>
<b>Civil Commitments</b>	Mental Commitment	MC	948	▲	+8.2%	+72
	Temporary Detention Order	TD	730	▲	+9.9%	+66
	Emergency Custody Order	EC	90	▲	+8.4%	+7
<b>Total</b>			<b>1,768</b>	<b>▲</b>	<b>8.9%</b>	<b>+145</b>
<b>GRAND TOTAL</b>			<b>52,791</b>	<b>▲</b>	23.6%	+10,075

\* Compared to same time period as previous year  
 8/19/2024 3:37:29PM

\*\* Case Type Categories are defined in the 2017 Virginia Judicial Workload Assessment  
 Source: SCV-SQL-Information

**CPSS - GCMS CASELOAD STATISTICS OF THE GENERAL DISTRICT COURTS**

January 2024 thru July 2024 Dispositions (Compared to January 2023 thru July 2023)

**Richmond**

District: 13 FIPS: 760

**Dispositions by Major Case Category\*\***

Category	Summary	Change	% Change	Absolute Change
Felony	1,555	▲	-0.1%	-2
Garnishment	7,645	▲	+22.3%	+1,394
General Civil	10,062	▲	+24.7%	+1,994
Infraction/Civil Violation	13,562	▲	+58.7%	+5,018
Landlord /Tenant	8,226	▲	+5.7%	+444
Misdemeanor	7,460	▼	+13.1%	+862
Other	3,851	▲	+8.3%	+295
Protective Orders	430	▼	+19.4%	+70
<b>GRAND TOTAL</b>	<b>52,791</b>	▲	23.6%	+10,075

\* Compared to same time period as previous year  
8/19/2024 3:37:29PM

\*\* Case Type Categories are defined in the 2017 Virginia Judicial Workload Assessment  
Source: SCV-SQL-Information

2024 Overall GRAND TOTAL		Distribution of Caseload			Change*		Percentage (%) of Caseload		
<b>65,573</b>	+7,285 12.5%	<b>Criminal</b>	8,014	12%	8.4% ▲	+622	<b>Criminal</b>	2023 12.7%	2024 12.2%
2024		<b>Traffic</b>	33,885	52%	14.2% ▲	+4,207	<b>Traffic</b>	50.9%	51.7%
2023		<b>Civil</b>	22,997	35%	12.3% ▲	+2,520	<b>Civil</b>	35.1%	35.1%
		<b>Civil Commitments</b>	677	1%	-8.6% ▼	-64	<b>Civil Commitments</b>	1.3%	1.0%
		<b>GRAND TOTAL</b>	<b>65,573</b>	100%	12.5% ▲	+7,285	<b>GRAND TOTAL</b>	100%	100%

Dispositions by Division & Code

Division	Case Type Description	Code	Summary	Change	% Change	Absolute Change	
<b>Criminal</b>	Misdemeanor	M	4,081	▲	+7.3%	+277	
	Felony	F	2,285	▲	+6.3%	+136	
	Capias	CA	1,210	▲	+21.0%	+210	
	Show Cause	SC	331	▼	-4.6%	-16	
	Civil Violation	CV	107	▲	+16.3%	+15	
	<b>Total</b>			<b>8,014</b>	<b>▲</b>	<b>8.4%</b>	<b>+622</b>
<b>Traffic</b>	Infraction	I	26,083	▲	+13.2%	+3,042	
	Misdemeanor	M	7,321	▲	+18.1%	+1,123	
	Capias	CA	282	▲	+16.0%	+39	
	Show Cause	SC	91	▲	+24.7%	+18	
	Felony	F	76	▼	-18.3%	-17	
	Restricted Operators License	RL	32	▲	+23.1%	+6	
	Civil Violation	CV	0	▼	-100.0%	-4	
	<b>Total</b>			<b>33,885</b>	<b>▲</b>	<b>14.2%</b>	<b>+4,207</b>
<b>Civil</b>	Warrant in Debt	WD	8,788	▲	+30.5%	+2,052	
	Unlawful Detainer	UD	6,382	▲	+3.9%	+241	
	Garnishment	GA	6,043	▲	+3.6%	+210	
	Admin License	AL	289	▲	+16.5%	+41	
	Preliminary Protective Order	PP	262	▲	+11.5%	+27	
	Protective Order	PO	217	▲	+14.8%	+28	
	Other	OT	198	▲	-17.5%	-42	
	Motion for Judgment	MJ	169	▲	+11.2%	+17	
	Abstract	AJ	157	▼	-26.6%	-57	
	Detinue	DT	148	↔		-	
	Interrogatory	IN	81	▲	+42.1%	+24	
	Show Cause	SC	67	▼	-20.2%	-17	
	Impoundment	IM	51	▲	+30.8%	+12	
	Bond Forfeiture	BF	35	▼	-23.9%	-11	
	Tenants Assertion	TA	32	▼	-20.0%	-8	
	Counter Claim	CC	23	▼	-23.3%	-7	
	Overweight	OC	20	▲	+53.8%	+7	
	Interrogatory-Not	IC	17	▲	+41.7%	+5	
	Petition-Restore Arms	PR	11	▼	-15.4%	-2	
	Restricted Operators License	RL	3	▲	+50.0%	+1	
	Capias	CA	2	▼	-33.3%	-1	
	Cross Claim	CR	1	▲	-	+1	
	Emergency Substantial Risk Order	SR	1	▲	-	+1	
	Motor Carrier	MC	0	▼	-100.0%	-1	
	Third Party Claim	TH	0	▼	-100.0%	-1	
	<b>Total</b>			<b>22,997</b>	<b>▲</b>	<b>12.3%</b>	<b>+2,520</b>
	<b>Civil Commitments</b>	Temporary Detention Order	TD	388	▲	+5.1%	+19
Mental Commitment		MC	243	▼	-15.3%	-44	
Emergency Custody Order		EC	27	▼	-32.5%	-13	
Other		OT	11	▼	-68.6%	-24	
Medical Emergency Temporary Detention Order		MT	5	▼	-50.0%	-5	
Medical Emergency Custody Order		ME	3	▲	-	+3	
<b>Total</b>			<b>677</b>	<b>▼</b>	<b>-8.6%</b>	<b>-64</b>	
<b>GRAND TOTAL</b>			<b>65,573</b>	<b>▲</b>	<b>12.5%</b>	<b>+7,285</b>	

\* Compared to same time period as previous year  
 8/19/2024 3:37:29PM

\*\* Case Type Categories are defined in the 2017 Virginia Judicial Workload Assessment  
 Source: SCV-SQL-Information

**CPSS - GCMS CASELOAD STATISTICS OF THE GENERAL DISTRICT COURTS**  
 January 2024 thru July 2024 Dispositions (Compared to January 2023 thru July 2023)

**Dispositions by Major Case Category\*\***

Category	Summary	Change	% Change	Absolute Change
Felony	2,361	▼	+5.3%	+119
Garnishment	6,124	▲	+4.0%	+234
General Civil	9,161	▲	+29.4%	+2,082
Infraction/Civil Violation	26,210	▼	+13.2%	+3,059
Involuntary Civil Commitments	11	▼	-68.6%	-24
Landlord /Tenant	6,414	▼	+3.8%	+233
Misdemeanor	11,437	▲	+14.0%	+1,407
New to Workload Study	1	▲	-	+1
Other	3,375	▲	+3.7%	+119
Protective Orders	479	▲	+13.0%	+55
<b>GRAND TOTAL</b>	<b>65,573</b>	▲	12.5%	+7,285

\* Compared to same time period as previous year  
 8/19/2024 3:37:29PM

\*\* Case Type Categories are defined in the 2017 Virginia Judicial Workload Assessment  
 Source: SCV-SQL-Information



2024 Overall GRAND TOTAL		Distribution of Caseload			Change*		Percentage (%) of Caseload			
	<b>6,453</b>									
	+694 12.1%									
2024		<b>Criminal</b>	862	13%	29.8%	▲	+198	<b>Criminal</b>	2023: 11.5%	2024: 13.4%
2023		<b>Traffic</b>	4,333	67%	6.4%	▲	+260	<b>Traffic</b>	70.7%	67.1%
		<b>Civil</b>	1,218	19%	25.1%	▲	+244	<b>Civil</b>	16.9%	18.9%
		<b>Civil Commitments</b>	40	1%	-16.7%	▼	-8	<b>Civil Commitments</b>	0.8%	0.6%
		<b>GRAND TOTAL</b>	<b>6,453</b>	100%	12.1%	▲	+694	<b>GRAND TOTAL</b>	100%	100%

**Dispositions by Division & Code**

Division	Case Type Description	Code	Summary	Change	% Change	Absolute Change
<b>Criminal</b>	Misdemeanor	M	520	▲	+28.7%	+116
	Felony	F	174	▼	-11.7%	-23
	Capias	CA	126	▲	+281.8%	+93
	Civil Violation	CV	23	▲	+9.5%	+2
	Show Cause	SC	19	▲	+111.1%	+10
	<b>Total</b>			<b>862</b>	▲	<b>29.8%</b>
<b>Traffic</b>	Infraction	I	3,406	▲	+0.3%	+11
	Misdemeanor	M	799	▲	+26.8%	+169
	Capias	CA	101	▲	+225.8%	+70
	Felony	F	18	▲	+157.1%	+11
	Show Cause	SC	8	▼	-11.1%	-1
	Civil Violation	CV	1	↔		-
	<b>Total</b>			<b>4,333</b>	▲	<b>6.4%</b>
<b>Civil</b>	Warrant in Debt	WD	697	▲	+46.4%	+221
	Garnishment	GA	285	▲	+9.6%	+25
	Unlawful Detainer	UD	80	▼	-11.1%	-10
	Other	OT	54	▲	+25.6%	+11
	Preliminary Protective Order	PP	26	↔		-
	Admin License	AL	21	▼	-12.5%	-3
	Protective Order	PO	19	▲	+18.8%	+3
	Show Cause	SC	11	↔		-
	Abstract	AJ	9	↔		-
	Interrogatory	IN	9	▲	+80.0%	+4
	Detinue	DT	5	↔		-
	Capias	CA	1	▲	-	+1
	Petition-Restore Arms	PR	1	▲	-	+1
	Counter Claim	CC	0	▼	-100.0%	-3
	Impoundment	IM	0	▼	-100.0%	-5
	Overweight	OC	0	▼	-100.0%	-1
<b>Total</b>			<b>1,218</b>	▲	<b>25.1%</b>	<b>+244</b>
<b>Civil Commitments</b>	Temporary Detention Order	TD	34	▲	+3.0%	+1
	Emergency Custody Order	EC	6	▼	-60.0%	-9
	<b>Total</b>		<b>40</b>	▼	<b>-16.7%</b>	<b>-8</b>
<b>GRAND TOTAL</b>			<b>6,453</b>	▲	12.1%	+694

**Dispositions by Major Case Category\*\***

Category	Summary	Change	% Change	Absolute Change
Felony	192	▲	-5.9%	-12
Garnishment	294	▲	+10.9%	+29
General Civil	704	▲	+46.4%	+223
Infraction/Civil Violation	3,430	▼	+0.4%	+12
Landlord /Tenant	80	▼	-11.1%	-10
Misdemeanor	1,319	▲	+27.6%	+285
Other	389	▲	+72.9%	+164
Protective Orders	45	▲	+7.1%	+3
<b>GRAND TOTAL</b>	<b>6,453</b>	▲	12.1%	+694

\* Compared to same time period as previous year  
 8/19/2024 3:37:29PM

\*\* Case Type Categories are defined in the 2017 Virginia Judicial Workload Assessment  
 Source: SCV-SQL-Information



**CPSS - GCMS CASELOAD STATISTICS OF THE GENERAL DISTRICT COURTS**  
 January 2024 thru July 2024 Dispositions (Compared to January 2023 thru July 2023)

2024 Overall GRAND TOTAL		Distribution of Caseload			Change*		Percentage (%) of Caseload		
<b>4,068</b>	+389 10.6%	<b>Criminal</b>	278	7%	-5.8% ▼	-17	<b>Criminal</b>	2023 8.0%	2024 6.8%
2024	↑	<b>Traffic</b>	3,188	78%	11.9% ▲	+339	<b>Traffic</b>	77.4%	78.4%
2023		<b>Civil</b>	591	15%	11.5% ▲	+61	<b>Civil</b>	14.4%	14.5%
		<b>Civil Commitments</b>	11	0%	120.0% ▲	+6	<b>Civil Commitments</b>	0.1%	0.3%
		<b>GRAND TOTAL</b>	<b>4,068</b>	100%	10.6% ▲	+389	<b>GRAND TOTAL</b>	100%	100%

**Dispositions by Division & Code**




Division	Case Type Description	Code	Summary	Change	% Change	Absolute Change
<b>Criminal</b>	Misdemeanor	M	207	▲	+1.0%	+2
	Felony	F	42	▼	-32.3%	-20
	Capias	CA	10	▼	-23.1%	-3
	Civil Violation	CV	10	▲	+42.9%	+3
	Show Cause	SC	9	▲	+12.5%	+1
	<b>Total</b>			<b>278</b>	▼	<b>-5.8%</b>
<b>Traffic</b>	Infraction	I	2,776	▲	+12.5%	+309
	Misdemeanor	M	397	▲	+10.3%	+37
	Capias	CA	6	↔		-
	Show Cause	SC	6	▲	+200.0%	+4
	Felony	F	2	▼	-83.3%	-10
	Civil Violation	CV	1	▼	-50.0%	-1
	<b>Total</b>			<b>3,188</b>	▲	<b>11.9%</b>
<b>Civil</b>	Warrant in Debt	WD	194	▲	+26.8%	+41
	Garnishment	GA	135	▲	+12.5%	+15
	Detinue	DT	98	▲	+16.7%	+14
	Unlawful Detainer	UD	68	▼	-5.6%	-4
	Other	OT	35	▼	-22.2%	-10
	Impoundment	IM	18	▲	+63.6%	+7
	Admin License	AL	14	▲	+75.0%	+6
	Protective Order	PO	14	▲	+40.0%	+4
	Abstract	AJ	6	▲	+50.0%	+2
	Preliminary Protective Order	PP	4	▼	-20.0%	-1
	Show Cause	SC	2	▼	-87.5%	-14
	Counter Claim	CC	1	▼	-50.0%	-1
	Interrogatory	IN	1	▲	-	+1
	Motion for Judgment	MJ	1	▲	-	+1
	<b>Total</b>			<b>591</b>	▲	<b>11.5%</b>
<b>Civil Commitments</b>	Emergency Custody Order	EC	6	▲	+500.0%	+5
	Temporary Detention Order	TD	5	▲	+25.0%	+1
	<b>Total</b>			<b>11</b>	▲	<b>120.0%</b>
<b>GRAND TOTAL</b>			<b>4,068</b>	▲	10.6%	+389

**Dispositions by Major Case Category\*\***

Category	Summary	Change	% Change	Absolute Change
Felony	44	▼	-40.5%	-30
Garnishment	136	▲	+13.3%	+16
General Civil	303	▲	+17.0%	+44
Infraction/Civil Violation	2,787	▲	+12.6%	+311
Landlord /Tenant	68	▼	-5.6%	-4
Misdemeanor	604	▲	+6.9%	+39
Other	108	▲	+10.2%	+10
Protective Orders	18	▲	+20.0%	+3
<b>GRAND TOTAL</b>	<b>4,068</b>	▲	10.6%	+389

\* Compared to same time period as previous year  
 8/19/2024 3:37:29PM

\*\* Case Type Categories are defined in the 2017 Virginia Judicial Workload Assessment  
 Source: SCV-SQL-Information

2024 Overall GRAND TOTAL		Distribution of Caseload			Change*		Percentage (%) of Caseload		
<b>10,442</b>	-81 -0.8%	<b>Criminal</b>	1,905	18%	21.6% ▲	+338	<b>Criminal</b>	2023 14.9%	2024 18.2%
2024 		<b>Traffic</b>	4,070	39%	-15.7% ▼	-756	<b>Traffic</b>	45.9%	39.0%
2023 		<b>Civil</b>	3,783	36%	10.4% ▲	+357	<b>Civil</b>	32.6%	36.2%
		<b>Civil Commitments</b>	684	7%	-2.8% ▼	-20	<b>Civil Commitments</b>	6.7%	6.6%
		<b>GRAND TOTAL</b>	<b>10,442</b>	100%	-0.8% ▼	-81	<b>GRAND TOTAL</b>	100%	100%

**Dispositions by Division & Code**

Division	Case Type Description	Code	Summary	Change	% Change	Absolute Change
<b>Criminal</b>	Misdemeanor	M	1,215	▲	+26.6%	+255
	Felony	F	431	▲	+14.9%	+56
	Capias	CA	154	▲	+26.2%	+32
	Show Cause	SC	55	▼	-22.5%	-16
	Civil Violation	CV	50	▲	+28.2%	+11
	<b>Total</b>			<b>1,905</b>	<b>▲</b>	<b>21.6%</b>
<b>Traffic</b>	Infraction	I	3,145	▼	-22.1%	-893
	Misdemeanor	M	841	▲	+12.4%	+93
	Capias	CA	48	▲	+60.0%	+18
	Felony	F	23	▲	+1,050.0%	+21
	Show Cause	SC	8	▲	+33.3%	+2
	Restricted Operators License	RL	5	▲	+150.0%	+3
	<b>Total</b>			<b>4,070</b>	<b>▼</b>	<b>-15.7%</b>
<b>Civil</b>	Warrant in Debt	WD	1,864	▲	+14.6%	+237
	Garnishment	GA	827	▼	-2.1%	-18
	Unlawful Detainer	UD	594	▲	+22.2%	+108
	Bond Forfeiture	BF	91	▲	+62.5%	+35
	Admin License	AL	90	▲	+30.4%	+21
	Other	OT	75	▼	-17.6%	-16
	Show Cause	SC	63	▲	+80.0%	+28
	Impoundment	IM	56	▲	+14.3%	+7
	Abstract	AJ	38	▼	-24.0%	-12
	Preliminary Protective Order	PP	31	▼	-35.4%	-17
	Detinue	DT	22	▼	-48.8%	-21
	Interrogatory	IN	14	▲	+180.0%	+9
	Protective Order	PO	14	↔		-
	Capias	CA	3	▲	+200.0%	+2
	Counter Claim	CC	1	▼	-66.7%	-2
	Motion for Judgment	MJ	0	▼	-100.0%	-1
	Overweight	OC	0	▼	-100.0%	-1
	Petition-Restore Arms	PR	0	▼	-100.0%	-1
	Tenants Assertion	TA	0	▼	-100.0%	-1
<b>Total</b>			<b>3,783</b>	<b>▲</b>	<b>10.4%</b>	<b>+357</b>
<b>Civil Commitments</b>	Mental Commitment	MC	412	▼	-2.1%	-9
	Other	OT	103	▲	+8.4%	+8
	Emergency Custody Order	EC	88	▲	+3.5%	+3
	Temporary Detention Order	TD	80	▼	-21.6%	-22
	Medical Emergency Temporary Detention Order	MT	1	▲	-	+1
	Petition	PT	0	▼	-100.0%	-1
<b>Total</b>			<b>684</b>	<b>▼</b>	<b>-2.8%</b>	<b>-20</b>
<b>GRAND TOTAL</b>			<b>10,442</b>	<b>▼</b>	<b>-0.8%</b>	<b>-81</b>

**Dispositions by Major Case Category\*\***

Category	Summary	Change	% Change	Absolute Change
Felony	454	▲	+20.4%	+77
Garnishment	841	▲	-1.1%	-9
General Civil	1,907	▼	+12.6%	+214
Infraction/Civil Violation	3,195	▼	-21.7%	-883

\* Compared to same time period as previous year  
 8/19/2024 3:37:29PM

\*\* Case Type Categories are defined in the 2017 Virginia Judicial Workload Assessment  
 Source: SCV-SQL-Information

**CPSS - GCMS CASELOAD STATISTICS OF THE GENERAL DISTRICT COURTS**  
 January 2024 thru July 2024 Dispositions (Compared to January 2023 thru July 2023)

Involuntary Civil Commitments	103	▼	+7.3%	+7
Landlord /Tenant	594	▼	+22.0%	+107
Misdemeanor	2,061	▲	+20.5%	+351
Other	1,242	▲	+6.2%	+72
Protective Orders	45	▼	-27.4%	-17
<b>GRAND TOTAL</b>	<b>10,442</b>	▼	-0.8%	-81

\* Compared to same time period as previous year  
 8/19/2024 3:37:29PM

\*\* Case Type Categories are defined in the 2017 Virginia Judicial Workload Assessment  
 Source: SCV-SQL-Information

**CPSS - GCMS CASELOAD STATISTICS OF THE GENERAL DISTRICT COURTS**

January 2024 thru July 2024 Dispositions (Compared to January 2023 thru July 2023)

2024 Overall GRAND TOTAL		Distribution of Caseload			Change*		Percentage (%) of Caseload		
<b>14,279</b>	+2,016 16.4%	<b>Criminal</b>	2,093	15%	16.7% ▲	+300	<b>Criminal</b>	2023 14.6%	2024 14.7%
2024		<b>Traffic</b>	8,570	60%	17.2% ▲	+1,256	<b>Traffic</b>	59.6%	60.0%
2023		<b>Civil</b>	3,553	25%	14.5% ▲	+451	<b>Civil</b>	25.3%	24.9%
		<b>Civil Commitments</b>	63	0%	16.7% ▲	+9	<b>Civil Commitments</b>	0.4%	0.4%
		<b>GRAND TOTAL</b>	<b>14,279</b>	100%	16.4% ▲	+2,016	<b>GRAND TOTAL</b>	100%	100%

**Dispositions by Division & Code**

Division	Case Type Description	Code	Summary	Change	% Change	Absolute Change
<b>Criminal</b>	Misdemeanor	M	1,140	▲	+25.1%	+229
	Felony	F	612	↔		-
	Capias	CA	203	▲	+23.8%	+39
	Show Cause	SC	77	▲	+6.9%	+5
	Civil Violation	CV	61	▲	+79.4%	+27
	<b>Total</b>			<b>2,093</b>	<b>▲</b>	<b>16.7%</b>
<b>Traffic</b>	Infraction	I	5,419	▲	+9.7%	+480
	Misdemeanor	M	2,968	▲	+35.5%	+777
	Capias	CA	120	▲	+11.1%	+12
	Felony	F	33	▼	-17.5%	-7
	Show Cause	SC	21	▲	+110.0%	+11
	Restricted Operators License	RL	9	▼	-60.9%	-14
	Civil Violation	CV	0	▼	-100.0%	-3
	<b>Total</b>			<b>8,570</b>	<b>▲</b>	<b>17.2%</b>
<b>Civil</b>	Warrant in Debt	WD	1,712	▲	+37.6%	+468
	Garnishment	GA	977	▼	-12.6%	-141
	Unlawful Detainer	UD	301	▲	+14.0%	+37
	Other	OT	96	▲	+33.3%	+24
	Preliminary Protective Order	PP	75	▲	+21.0%	+13
	Show Cause	SC	74	▲	+27.6%	+16
	Admin License	AL	73	▲	+46.0%	+23
	Bond Forfeiture	BF	66	▼	-12.0%	-9
	Protective Order	PO	55	▲	+12.2%	+6
	Impoundment	IM	39	▲	+11.4%	+4
	Abstract	AJ	24	▲	+9.1%	+2
	Motion for Judgment	MJ	19	↔		-
	Detinue	DT	18	▲	+12.5%	+2
	Interrogatory	IN	18	▲	+80.0%	+8
	Counter Claim	CC	3	▲	+50.0%	+1
	Tenants Assertion	TA	2	▼	-50.0%	-2
	Interrogatory-Not	IC	1	▲	-	+1
	Mechanic's Lien	ML	0	▼	-100.0%	-1
	Third Party Claim	TH	0	▼	-100.0%	-1
<b>Total</b>			<b>3,553</b>	<b>▲</b>	<b>14.5%</b>	<b>+451</b>
<b>Civil Commitments</b>	Temporary Detention Order	TD	47	▲	+23.7%	+9
	Emergency Custody Order	EC	13	▼	-7.1%	-1
	Mental Commitment	MC	3	▲	+50.0%	+1
<b>Total</b>			<b>63</b>	<b>▲</b>	<b>16.7%</b>	<b>+9</b>
<b>GRAND TOTAL</b>			<b>14,279</b>	<b>▲</b>	<b>16.4%</b>	<b>+2,016</b>

**Dispositions by Major Case Category\*\***

Category	Summary	Change	% Change	Absolute Change
Felony	645	▼	-1.1%	-7
Garnishment	995	▲	-11.8%	-133
General Civil	1,764	▼	+36.3%	+470
Infraction/Civil Violation	5,480	▼	+10.1%	+504
Landlord /Tenant	303	▼	+13.1%	+35
Misdemeanor	4,117	▼	+31.7%	+992

\* Compared to same time period as previous year

\*\* Case Type Categories are defined in the 2017 Virginia Judicial Workload Assessment

**CPSS - GCMS CASELOAD STATISTICS OF THE GENERAL DISTRICT COURTS**

January 2024 thru July 2024 Dispositions (Compared to January 2023 thru July 2023)

Other	845	▲	+19.2%	+136
Protective Orders	130	▲	+17.1%	+19
<b>GRAND TOTAL</b>	<b>14,279</b>	▲	16.4%	+2,016

\* Compared to same time period as previous year  
8/19/2024 3:37:29PM

\*\* Case Type Categories are defined in the 2017 Virginia Judicial Workload Assessment  
Source: SCV-SQL-Information

2024 Overall GRAND TOTAL		Distribution of Caseload			Change*		Percentage (%) of Caseload		
<b>4,257</b>	-1,603 -27.4%	<b>Criminal</b>	562	13%	14.5% ▲	+71	<b>Criminal</b>	2023 8.4%	2024 13.2%
2024		<b>Traffic</b>	2,964	70%	-37.9% ▼	-1,808	<b>Traffic</b>	81.4%	69.6%
2023		<b>Civil</b>	708	17%	26.2% ▲	+147	<b>Civil</b>	9.6%	16.6%
		<b>Civil Commitments</b>	23	1%	-36.1% ▼	-13	<b>Civil Commitments</b>	0.6%	0.5%
		<b>GRAND TOTAL</b>	<b>4,257</b>	100%	-27.4% ▼	-1,603	<b>GRAND TOTAL</b>	100%	100%

Dispositions by Division & Code

Division	Case Type Description	Code	Summary	Change	% Change	Absolute Change
<b>Criminal</b>	Misdemeanor	M	308	▲	+3.7%	+11
	Felony	F	107	▲	+21.6%	+19
	Capias	CA	58	▲	+65.7%	+23
	Civil Violation	CV	48	▼	-7.7%	-4
	Show Cause	SC	41	▲	+115.8%	+22
	<b>Total</b>			<b>562</b>	▲	<b>14.5%</b>
<b>Traffic</b>	Infraction	I	2,384	▼	-42.3%	-1,745
	Misdemeanor	M	527	▼	-14.0%	-86
	Capias	CA	28	▲	+55.6%	+10
	Felony	F	18	▲	+100.0%	+9
	Show Cause	SC	6	▲	+100.0%	+3
	Restricted Operators License	RL	1	▲	-	+1
	<b>Total</b>			<b>2,964</b>	▼	<b>-37.9%</b>
<b>Civil</b>	Warrant in Debt	WD	280	▲	+38.6%	+78
	Garnishment	GA	138	▲	+21.1%	+24
	Unlawful Detainer	UD	107	▲	+16.3%	+15
	Admin License	AL	68	▲	+36.0%	+18
	Other	OT	22	▼	-33.3%	-11
	Show Cause	SC	15	▲	+15.4%	+2
	Preliminary Protective Order	PP	14	▼	-22.2%	-4
	Overweight	OC	13	▲	+116.7%	+7
	Protective Order	PO	12	▲	+20.0%	+2
	Impoundment	IM	9	▲	+28.6%	+2
	Interrogatory	IN	9	▲	+80.0%	+4
	Abstract	AJ	7	▲	+133.3%	+4
	Motion for Judgment	MJ	6	▲	+200.0%	+4
	Detinue	DT	4	▲	+33.3%	+1
	Tenants Assertion	TA	2	▼	-33.3%	-1
	Capias	CA	1	▲	-	+1
	Petition-Restore Arms	PR	1	▲	-	+1
<b>Total</b>			<b>708</b>	▲	<b>26.2%</b>	<b>+147</b>
<b>Civil Commitments</b>	Temporary Detention Order	TD	20	▼	-20.0%	-5
	Emergency Custody Order	EC	3	▼	-72.7%	-8
	<b>Total</b>			<b>23</b>	▼	<b>-36.1%</b>
<b>GRAND TOTAL</b>			<b>4,257</b>	▼	-27.4%	-1,603

Dispositions by Major Case Category\*\*

Category	Summary	Change	% Change	Absolute Change
Felony	125	▲	+28.9%	+28
Garnishment	147	▲	+23.5%	+28
General Civil	293	▲	+38.2%	+81
Infraction/Civil Violation	2,445	▲	-41.6%	-1,742
Landlord /Tenant	109	▼	+14.7%	+14
Misdemeanor	836	▲	-8.1%	-74
Other	276	▲	+30.2%	+64
Protective Orders	26	▼	-7.1%	-2
<b>GRAND TOTAL</b>	<b>4,257</b>	▼	-27.4%	-1,603

\* Compared to same time period as previous year  
 8/19/2024 3:37:29PM

\*\* Case Type Categories are defined in the 2017 Virginia Judicial Workload Assessment  
 Source: SCV-SQL-Information





2024 Overall GRAND TOTAL		Distribution of Caseload			Change*		Percentage (%) of Caseload		
<b>1,650</b>	-184 -10.0%	<b>Criminal</b>	343	21%	13.2% ▲	+40	<b>Criminal</b>	2023 16.5%	2024 20.8%
2024		<b>Traffic</b>	905	55%	-21.3% ▼	-245	<b>Traffic</b>	62.7%	54.8%
2023		<b>Civil</b>	371	22%	11.4% ▲	+38	<b>Civil</b>	18.2%	22.5%
		<b>Civil Commitments</b>	31	2%	-35.4% ▼	-17	<b>Civil Commitments</b>	2.6%	1.9%
		<b>GRAND TOTAL</b>	<b>1,650</b>	100%	-10.0% ▼	-184	<b>GRAND TOTAL</b>	100%	100%

Dispositions by Division & Code

Division	Case Type Description	Code	Summary	Change	% Change	Absolute Change
<b>Criminal</b>	Misdemeanor	M	254	▲	+10.9%	+25
	Felony	F	50	▲	+35.1%	+13
	Capias	CA	22	▲	+29.4%	+5
	Show Cause	SC	9	▼	-43.8%	-7
	Civil Violation	CV	8	▲	+100.0%	+4
	<b>Total</b>			<b>343</b>	▲	<b>13.2%</b>
<b>Traffic</b>	Infraction	I	753	▼	-21.4%	-205
	Misdemeanor	M	133	▼	-25.7%	-46
	Capias	CA	9	▲	+350.0%	+7
	Show Cause	SC	6	▲	+100.0%	+3
	Felony	F	3	▼	-40.0%	-2
	Restricted Operators License	RL	1	↔		-
	Civil Violation	CV	0	▼	-100.0%	-2
<b>Total</b>			<b>905</b>	▼	<b>-21.3%</b>	<b>-245</b>
<b>Civil</b>	Warrant in Debt	WD	170	▲	+20.6%	+29
	Garnishment	GA	77	▲	+16.7%	+11
	Unlawful Detainer	UD	40	▲	+14.3%	+5
	Other	OT	29	▲	-9.4%	-3
	Admin License	AL	18	↔		-
	Preliminary Protective Order	PP	14	▼	-39.1%	-9
	Detinue	DT	12	▲	+100.0%	+6
	Interrogatory	IN	5	▲	+400.0%	+4
	Impoundment	IM	2	▲	+100.0%	+1
	Abstract	AJ	1	↔		-
	Capias	CA	1	▲	-	+1
	Show Cause	SC	1	▼	-75.0%	-3
	Tenants Assertion	TA	1	↔		-
	Overweight	OC	0	▼	-100.0%	-1
	Protective Order	PO	0	▼	-100.0%	-3
<b>Total</b>			<b>371</b>	▲	<b>11.4%</b>	<b>+38</b>
<b>Civil Commitments</b>	Mental Commitment	MC	15	▼	-40.0%	-10
	Temporary Detention Order	TD	10	▼	-23.1%	-3
	Emergency Custody Order	EC	3	▼	-50.0%	-3
	Other	OT	3	▼	-25.0%	-1
<b>Total</b>			<b>31</b>	▼	<b>-35.4%</b>	<b>-17</b>
<b>GRAND TOTAL</b>			<b>1,650</b>	▼	-10.0%	-184

Dispositions by Major Case Category\*\*

Category	Summary	Change	% Change	Absolute Change
Felony	53	▼	+26.2%	+11
Garnishment	82	▲	+22.4%	+15
General Civil	186	▲	+24.0%	+36
Infraction/Civil Violation	761	▼	-21.1%	-204
Involuntary Civil Commitments	3	▼	-25.0%	-1
Landlord /Tenant	41	▲	+13.9%	+5
Misdemeanor	388	▼	-5.1%	-21
Other	122	▲	-9.6%	-13

\* Compared to same time period as previous year  
 8/19/2024 3:37:29PM

\*\* Case Type Categories are defined in the 2017 Virginia Judicial Workload Assessment  
 Source: SCV-SQL-Information

**CPSS - GCMS CASELOAD STATISTICS OF THE GENERAL DISTRICT COURTS**  
January 2024 thru July 2024 Dispositions (Compared to January 2023 thru July 2023)

---

Protective Orders	14	▼	-46.2%	-12
<b><i>GRAND TOTAL</i></b>	<b><u>1,650</u></b>	▼	-10.0%	-184

---

\* Compared to same time period as previous year  
8/19/2024 3:37:29PM

\*\* Case Type Categories are defined in the 2017 Virginia Judicial Workload Assessment  
Source: SCV-SQL-Information

2024 Overall GRAND TOTAL		Distribution of Caseload			Change*		Percentage (%) of Caseload		
<b>1,042</b>	-262 -20.1%	<b>Criminal</b>	235	23%	7.8% ▲	+17	<b>Criminal</b>	2023 16.7%	2024 22.6%
2024		<b>Traffic</b>	532	51%	-37.7% ▼	-322	<b>Traffic</b>	65.5%	51.1%
2023		<b>Civil</b>	269	26%	18.5% ▲	+42	<b>Civil</b>	17.4%	25.8%
		<b>Civil Commitments</b>	6	1%	20.0% ▲	+1	<b>Civil Commitments</b>	0.4%	0.6%
		<b>GRAND TOTAL</b>	<b>1,042</b>	100%	-20.1% ▼	-262	<b>GRAND TOTAL</b>	100%	100%

Dispositions by Division & Code

Division	Case Type Description	Code	Summary	Change	% Change	Absolute Change
<b>Criminal</b>	Misdemeanor	M	150	▲	+10.3%	+14
	Felony	F	47	▼	-16.1%	-9
	Show Cause	SC	15	▲	+150.0%	+9
	Capias	CA	13	▲	+62.5%	+5
	Civil Violation	CV	9	▼	-18.2%	-2
	Motion	MO	1	↔		-
	<b>Total</b>			<b>235</b>	<b>▲</b>	<b>7.8%</b>
<b>Traffic</b>	Infraction	I	370	▼	-45.7%	-312
	Misdemeanor	M	156	▼	-4.3%	-7
	Show Cause	SC	4	▲	+33.3%	+1
	Capias	CA	1	▲	-	+1
	Felony	F	1	▼	-75.0%	-3
	Restricted Operators License	RL	0	▼	-100.0%	-2
	<b>Total</b>			<b>532</b>	<b>▼</b>	<b>-37.7%</b>
<b>Civil</b>	Warrant in Debt	WD	136	▲	+60.0%	+51
	Garnishment	GA	57	▼	-1.7%	-1
	Other	OT	20	↔	+42.9%	+6
	Unlawful Detainer	UD	18	▼	-30.8%	-8
	Protective Order	PO	12	▲	+500.0%	+10
	Preliminary Protective Order	PP	8	▲	+100.0%	+4
	Admin License	AL	4	▼	-63.6%	-7
	Bond Forfeiture	BF	4	↔		-
	Detinue	DT	3	▲	+50.0%	+1
	Abstract	AJ	2	▼	-50.0%	-2
	Impoundment	IM	2	▼	-71.4%	-5
	Interrogatory	IN	2	▼	-60.0%	-3
	Show Cause	SC	1	▼	-75.0%	-3
	Tenants Assertion	TA	0	▼	-100.0%	-1
<b>Total</b>			<b>269</b>	<b>▲</b>	<b>18.5%</b>	<b>+42</b>
<b>Civil Commitments</b>	Temporary Detention Order	TD	6	▲	+50.0%	+2
	Emergency Custody Order	EC	0	▼	-100.0%	-1
	<b>Total</b>			<b>6</b>	<b>▲</b>	<b>20.0%</b>
<b>GRAND TOTAL</b>			<b>1,042</b>	<b>▼</b>	<b>-20.1%</b>	<b>-262</b>

Dispositions by Major Case Category\*\*

Category	Summary	Change	% Change	Absolute Change
Felony	48	▼	-20.0%	-12
Garnishment	59	▼	-6.3%	-4
General Civil	139	▲	+52.7%	+48
Infraction/Civil Violation	379	▼	-45.3%	-314
Landlord /Tenant	18	▼	-33.3%	-9
Misdemeanor	306	▼	+1.7%	+5
Other	73	▲	+15.9%	+10
Protective Orders	20	▲	+233.3%	+14
<b>GRAND TOTAL</b>	<b>1,042</b>	<b>▼</b>	<b>-20.1%</b>	<b>-262</b>

\* Compared to same time period as previous year  
 8/19/2024 3:37:29PM

\*\* Case Type Categories are defined in the 2017 Virginia Judicial Workload Assessment  
 Source: SCV-SQL-Information

2024 Overall GRAND TOTAL		Distribution of Caseload			Change*		Percentage (%) of Caseload			
<b>2,107</b>	-139 -6.2%	<b>Criminal</b>	176	8%	-13.3%	▼	-27	<b>Criminal</b>	2023: 9.0%	2024: 8.4%
2024		<b>Traffic</b>	787	37%	-20.9%	▼	-208	<b>Traffic</b>	44.3%	37.4%
2023		<b>Civil</b>	1,140	54%	9.1%	▲	+95	<b>Civil</b>	46.5%	54.1%
		<b>Civil Commitments</b>	4	0%	33.3%	▲	+1	<b>Civil Commitments</b>	0.1%	0.2%
		<b>GRAND TOTAL</b>	<b>2,107</b>	100%	-6.2%	▼	-139	<b>GRAND TOTAL</b>	100%	100%

**Dispositions by Division & Code**

Division	Case Type Description	Code	Summary	Change	% Change	Absolute Change
<b>Criminal</b>	Misdemeanor	M	92	▼	-14.8%	-16
	Felony	F	56	▲	+7.7%	+4
	Capias	CA	16	▼	-30.4%	-7
	Show Cause	SC	9	▼	-30.8%	-4
	Restricted Operators License	RL	2	▲	-	+2
	Civil Violation	CV	1	▼	-85.7%	-6
	<b>Total</b>			<b>176</b>	▼	<b>-13.3%</b>
<b>Traffic</b>	Infraction	I	668	▼	-21.4%	-182
	Misdemeanor	M	118	▼	-14.5%	-20
	Felony	F	1	↔	-	-
	Capias	CA	0	▼	-100.0%	-3
	Civil Violation	CV	0	▼	-100.0%	-1
	Show Cause	SC	0	▼	-100.0%	-2
	<b>Total</b>			<b>787</b>	▼	<b>-20.9%</b>
<b>Civil</b>	Warrant in Debt	WD	1,041	▲	+11.0%	+103
	Garnishment	GA	40	▼	-9.1%	-4
	Unlawful Detainer	UD	28	↔	-	-
	Other	OT	12	▼	-20.0%	-3
	Admin License	AL	5	▼	-37.5%	-3
	Detinue	DT	4	▲	-	+4
	Preliminary Protective Order	PP	3	▼	-25.0%	-1
	Counter Claim	CC	2	▲	-	+2
	Interrogatory	IN	2	↔	-	-
	Impoundment	IM	1	▼	-66.7%	-2
	Motion for Judgment	MJ	1	▲	-	+1
	Show Cause	SC	1	▼	-50.0%	-1
	Restricted Operators License	RL	0	▼	-100.0%	-1
<b>Total</b>			<b>1,140</b>	▲	<b>9.1%</b>	<b>+95</b>
<b>Civil Commitments</b>	Temporary Detention Order	TD	4	▲	+33.3%	+1
	<b>Total</b>		<b>4</b>	▲	<b>33.3%</b>	<b>+1</b>
<b>GRAND TOTAL</b>			<b>2,107</b>	▼	-6.2%	-139

**Dispositions by Major Case Category\*\***

Category	Summary	Change	% Change	Absolute Change
Felony	57	▲	+7.5%	+4
Garnishment	42	▼	-8.7%	-4
General Civil	1,049	▲	+11.2%	+106
Infraction/Civil Violation	669	▼	-22.0%	-189
Landlord /Tenant	28	↔	-	0
Misdemeanor	212	▲	-14.2%	-35
Other	47	▲	-29.9%	-20
Protective Orders	3	▼	-25.0%	-1
<b>GRAND TOTAL</b>	<b>2,107</b>	▼	-6.2%	-139

\* Compared to same time period as previous year  
 8/19/2024 3:37:29PM

\*\* Case Type Categories are defined in the 2017 Virginia Judicial Workload Assessment  
 Source: SCV-SQL-Information

2024 Overall GRAND TOTAL		Distribution of Caseload			Change*		Percentage (%) of Caseload		
<b>16,123</b>	+1,673 11.6%	<b>Criminal</b>	2,127	13%	-1.5% ▼	-33	<b>Criminal</b>	2023 14.9%	2024 13.2%
2024		<b>Traffic</b>	8,172	51%	15.1% ▲	+1,073	<b>Traffic</b>	49.1%	50.7%
2023		<b>Civil</b>	5,585	35%	13.1% ▲	+646	<b>Civil</b>	34.2%	34.6%
		<b>Civil Commitments</b>	239	1%	-5.2% ▼	-13	<b>Civil Commitments</b>	1.7%	1.5%
		<b>GRAND TOTAL</b>	<b>16,123</b>	100%	11.6% ▲	+1,673	<b>GRAND TOTAL</b>	100%	100%

**Dispositions by Division & Code**

Division	Case Type Description	Code	Summary	Change	% Change	Absolute Change
<b>Criminal</b>	Misdemeanor	M	1,227	▼	-1.4%	-18
	Felony	F	634	▼	-1.2%	-8
	Capias	CA	177	▼	-7.8%	-15
	Civil Violation	CV	49	▲	+8.9%	+4
	Show Cause	SC	40	▲	+11.1%	+4
	<b>Total</b>			<b>2,127</b>	▼	<b>-1.5%</b>
<b>Traffic</b>	Infraction	I	6,414	▲	+17.0%	+932
	Misdemeanor	M	1,701	▲	+9.2%	+143
	Capias	CA	32	▲	+6.7%	+2
	Felony	F	20	▼	-13.0%	-3
	Show Cause	SC	4	▼	-20.0%	-1
	Civil Violation	CV	1	↔		-
	<b>Total</b>			<b>8,172</b>	▲	<b>15.1%</b>
<b>Civil</b>	Warrant in Debt	WD	2,803	▲	+24.1%	+545
	Garnishment	GA	1,329	▲	+4.6%	+58
	Unlawful Detainer	UD	734	▲	+4.4%	+31
	Other	OT	129	▲	+44.9%	+40
	Preliminary Protective Order	PP	105	▼	-21.1%	-28
	Admin License	AL	88	▼	-19.3%	-21
	Show Cause	SC	75	▲	+56.3%	+27
	Interrogatory	IN	73	▲	+217.4%	+50
	Protective Order	PO	70	▼	-16.7%	-14
	Detinue	DT	48	▼	-17.2%	-10
	Motion for Judgment	MJ	42	▲	+40.0%	+12
	Abstract	AJ	40	▼	-35.5%	-22
	Impoundment	IM	31	▼	-44.6%	-25
	Bond Forfeiture	BF	6	▲	+500.0%	+5
	Tenants Assertion	TA	4	↔		-
	Capias	CA	3	▲	-	+3
	Counter Claim	CC	2	▼	-66.7%	-4
	Petition-Restore Arms	PR	2	↔		-
	Overweight	OC	1	▲	-	+1
	Cross Claim	CR	0	▼	-100.0%	-1
Restricted Operators License	RL	0	▼	-100.0%	-1	
<b>Total</b>			<b>5,585</b>	▲	<b>13.1%</b>	<b>+646</b>
<b>Civil Commitments</b>	Temporary Detention Order	TD	139	▼	-4.1%	-6
	Emergency Custody Order	EC	60	▲	+1.7%	+1
	Mental Commitment	MC	37	▼	-9.8%	-4
	Other	OT	3	▼	-57.1%	-4
	<b>Total</b>			<b>239</b>	▼	<b>-5.2%</b>
<b>GRAND TOTAL</b>			<b>16,123</b>	▲	11.6%	+1,673

**Dispositions by Major Case Category\*\***

Category	Summary	Change	% Change	Absolute Change
Felony	654	▼	-1.7%	-11
Garnishment	1,402	▲	+8.3%	+108
General Civil	2,910	▲	+23.9%	+561
Infraction/Civil Violation	6,465	▲	+17.0%	+937

\* Compared to same time period as previous year  
 8/19/2024 3:37:29PM


\*\* Case Type Categories are defined in the 2017 Virginia Judicial Workload Assessment  
 Source: SCV-SQL-Information

**CPSS - GCMS CASELOAD STATISTICS OF THE GENERAL DISTRICT COURTS**  
 January 2024 thru July 2024 Dispositions (Compared to January 2023 thru July 2023)

Involuntary Civil Commitments	3	▼	-57.1%	-4
Landlord /Tenant	738	▲	+4.4%	+31
Misdemeanor	2,928	▼	+4.4%	+124
Other	848	▲	-3.5%	-31
Protective Orders	175	▼	-19.4%	-42
<b>GRAND TOTAL</b>	<b>16,123</b>	▲	11.6%	+1,673

\* Compared to same time period as previous year  
 8/19/2024 3:37:29PM

\*\* Case Type Categories are defined in the 2017 Virginia Judicial Workload Assessment  
 Source: SCV-SQL-Information

2024 Overall GRAND TOTAL		Distribution of Caseload			Change*		Percentage (%) of Caseload		
<b>16,907</b>	+1,540 10.0%	<b>Criminal</b>	3,535	21%	4.3% ▲	+147	<b>Criminal</b>	2023 22.0%	2024 20.9%
2024 	↑	<b>Traffic</b>	7,888	47%	4.9% ▲	+370	<b>Traffic</b>	48.9%	46.7%
		<b>Civil</b>	5,322	31%	22.7% ▲	+986	<b>Civil</b>	28.2%	31.5%
		<b>Civil Commitments</b>	162	1%	29.6% ▲	+37	<b>Civil Commitments</b>	0.8%	1.0%
		<b>GRAND TOTAL</b>	<b>16,907</b>	100%	10.0% ▲	+1,540	<b>GRAND TOTAL</b>	100%	100%

**Dispositions by Division & Code**

Division	Case Type Description	Code	Summary	Change	% Change	Absolute Change
<b>Criminal</b>	Misdemeanor	M	1,856	▲	+4.3%	+77
	Felony	F	1,037	▼	-3.5%	-38
	Capias	CA	459	▲	+23.1%	+86
	Show Cause	SC	105	▲	+47.9%	+34
	Civil Violation	CV	78	▼	-13.3%	-12
	<b>Total</b>			<b>3,535</b>	<b>▲</b>	<b>4.3%</b>
<b>Traffic</b>	Infraction	I	5,885	▲	+5.1%	+283
	Misdemeanor	M	1,861	▲	+5.4%	+95
	Felony	F	65	▲	+10.2%	+6
	Capias	CA	55	▼	-11.3%	-7
	Civil Violation	CV	17	▼	-19.0%	-4
	Show Cause	SC	5	▼	-37.5%	-3
<b>Total</b>			<b>7,888</b>	<b>▲</b>	<b>4.9%</b>	<b>+370</b>
<b>Civil</b>	Warrant in Debt	WD	2,230	▲	+35.3%	+582
	Garnishment	GA	1,324	▲	+30.6%	+310
	Unlawful Detainer	UD	790	▲	+11.9%	+84
	Admin License	AL	170	▼	-9.1%	-17
	Impoundment	IM	165	▲	+11.5%	+17
	Show Cause	SC	141	▼	-1.4%	-2
	Other	OT	140	▼	-12.5%	-20
	Preliminary Protective Order	PP	102	▲	+27.5%	+22
	Bond Forfeiture	BF	54	▲	+80.0%	+24
	Interrogatory	IN	53	▼	-31.2%	-24
	Abstract	AJ	48	▼	-43.5%	-37
	Motion for Judgment	MJ	48	▲	+220.0%	+33
	Protective Order	PO	28	▲	+16.7%	+4
	Tenants Assertion	TA	9	▲	+200.0%	+6
	Detinue	DT	5	▼	-44.4%	-4
	Zoning Violation	ZO	5	▲	-	+5
	Capias	CA	3	▼	-25.0%	-1
	Counter Claim	CC	3	↔	-	-
	Restricted Operators License	RL	2	▲	-	+2
	Attachment	AT	1	▲	-	+1
Overweight	OC	1	▲	-	+1	
<b>Total</b>			<b>5,322</b>	<b>▲</b>	<b>22.7%</b>	<b>+986</b>
<b>Civil Commitments</b>	Temporary Detention Order	TD	104	▲	+70.5%	+43
	Emergency Custody Order	EC	57	▼	-9.5%	-6
	Mental Commitment	MC	1	▲	-	+1
	Medical Emergency Temporary Detention Order	MT	0	▼	-100.0%	-1
<b>Total</b>			<b>162</b>	<b>▲</b>	<b>29.6%</b>	<b>+37</b>
<b>GRAND TOTAL</b>			<b>16,907</b>	<b>▲</b>	<b>10.0%</b>	<b>+1,540</b>

**Dispositions by Major Case Category\*\***

Category	Summary	Change	% Change	Absolute Change
Felony	1,102	▲	-2.8%	-32
Garnishment	1,377	▼	+26.2%	+286
General Civil	2,322	▲	+36.0%	+615
Infraction/Civil Violation	5,981	▲	+4.7%	+268

\* Compared to same time period as previous year  
 8/19/2024 3:37:29PM

\*\* Case Type Categories are defined in the 2017 Virginia Judicial Workload Assessment  
 Source: SCV-SQL-Information



**CPSS - GCMS CASELOAD STATISTICS OF THE GENERAL DISTRICT COURTS**

January 2024 thru July 2024 Dispositions (Compared to January 2023 thru July 2023)

Landlord /Tenant	799	▲	+12.7%	+90
Misdemeanor	3,724	▲	+5.0%	+179
Other	1,472	▲	+7.9%	+108
Protective Orders	130	▲	+25.0%	+26
<b>GRAND TOTAL</b>	<b>16,907</b>	▲	10.0%	+1,540

\* Compared to same time period as previous year  
8/19/2024 3:37:29PM

\*\* Case Type Categories are defined in the 2017 Virginia Judicial Workload Assessment  
Source: SCV-SQL-Information

2024 Overall GRAND TOTAL		Distribution of Caseload			Change*		Percentage (%) of Caseload			
<b>2,816</b>	-81 -2.8%	<b>Criminal</b>	299	11%	-0.3%	▼	-1	<b>Criminal</b>	2023 10.4%	2024 10.6%
2024		<b>Traffic</b>	1,889	67%	-12.1%	▼	-259	<b>Traffic</b>	74.1%	67.1%
2023		<b>Civil</b>	597	21%	38.5%	▲	+166	<b>Civil</b>	14.9%	21.2%
		<b>Civil Commitments</b>	31	1%	72.2%	▲	+13	<b>Civil Commitments</b>	0.6%	1.1%
		<b>GRAND TOTAL</b>	<b>2,816</b>	100%	-2.8%	▼	-81	<b>GRAND TOTAL</b>	100%	100%

Dispositions by Division & Code

Division	Case Type Description	Code	Summary	Change	% Change	Absolute Change
<b>Criminal</b>	Misdemeanor	M	191	▼	-5.0%	-10
	Felony	F	81	▲	+11.0%	+8
	Capias	CA	19	▲	+72.7%	+8
	Show Cause	SC	6	▲	+20.0%	+1
	Civil Violation	CV	2	▼	-80.0%	-8
	<b>Total</b>			<b>299</b>	▼	<b>-0.3%</b>
<b>Traffic</b>	Infraction	I	1,546	▼	-15.6%	-286
	Misdemeanor	M	306	▲	+11.3%	+31
	Capias	CA	11	▼	-47.6%	-10
	Felony	F	11	▲	+120.0%	+6
	Show Cause	SC	11	▲	+10.0%	+1
	Civil Violation	CV	4	▼	-20.0%	-1
	<b>Total</b>			<b>1,889</b>	▼	<b>-12.1%</b>
<b>Civil</b>	Warrant in Debt	WD	280	▲	+68.7%	+114
	Garnishment	GA	107	▼	-13.7%	-17
	Unlawful Detainer	UD	80	▲	+50.9%	+27
	Other	OT	37	▲	+94.7%	+18
	Impoundment	IM	36	▲	+12.5%	+4
	Admin License	AL	26	▲	+44.4%	+8
	Protective Order	PO	16	▲	+60.0%	+6
	Interrogatory	IN	5	▲	-	+5
	Preliminary Protective Order	PP	4	▲	+300.0%	+3
	Show Cause	SC	3	▲	-	+3
	Detinue	DT	2	▲	+100.0%	+1
	Motion for Judgment	MJ	1	▼	-50.0%	-1
	Abstract	AJ	0	▼	-100.0%	-5
	<b>Total</b>			<b>597</b>	▲	<b>38.5%</b>
<b>Civil Commitments</b>	Temporary Detention Order	TD	28	▲	+75.0%	+12
	Emergency Custody Order	EC	3	▲	+50.0%	+1
	<b>Total</b>			<b>31</b>	▲	<b>72.2%</b>
<b>GRAND TOTAL</b>			<b>2,816</b>	▼	-2.8%	-81

Dispositions by Major Case Category\*\*

Category	Summary	Change	% Change	Absolute Change
Felony	92	▲	+17.9%	+14
Garnishment	112	▲	-9.7%	-12
General Civil	290	▲	+68.6%	+118
Infraction/Civil Violation	1,552	▼	-16.0%	-295
Landlord /Tenant	80	▲	+50.9%	+27
Misdemeanor	497	▲	+4.4%	+21
Other	173	▲	+27.2%	+37
Protective Orders	20	▲	+81.8%	+9
<b>GRAND TOTAL</b>	<b>2,816</b>	▼	-2.8%	-81

\* Compared to same time period as previous year  
 8/19/2024 3:37:29PM

\*\* Case Type Categories are defined in the 2017 Virginia Judicial Workload Assessment  
 Source: SCV-SQL-Information

2024 Overall GRAND TOTAL		Distribution of Caseload			Change*		Percentage (%) of Caseload		
<b>10,340</b>	-1,152 -10.0%	<b>Criminal</b>	1,341	13%	2.7% ▲	+35	<b>Criminal</b>	2023 11.4%	2024 13.0%
2024		<b>Traffic</b>	5,277	51%	-20.2% ▼	-1,332	<b>Traffic</b>	57.5%	51.0%
2023		<b>Civil</b>	3,570	35%	4.4% ▲	+152	<b>Civil</b>	29.7%	34.5%
		<b>Civil Commitments</b>	152	1%	-4.4% ▼	-7	<b>Civil Commitments</b>	1.4%	1.5%
		<b>GRAND TOTAL</b>	<b>10,340</b>	100%	-10.0% ▼	-1,152	<b>GRAND TOTAL</b>	100%	100%

**Dispositions by Division & Code**

Division	Case Type Description	Code	Summary	Change	% Change	Absolute Change
<b>Criminal</b>	Misdemeanor	M	770	▲	+4.2%	+31
	Felony	F	225	▼	-21.1%	-60
	Capias	CA	156	▲	+3.3%	+5
	Show Cause	SC	119	▲	+9.2%	+10
	Civil Violation	CV	71	▲	+222.7%	+49
	<b>Total</b>			<b>1,341</b>	<b>▲</b>	<b>2.7%</b>
<b>Traffic</b>	Infraction	I	4,259	▼	-21.3%	-1,150
	Misdemeanor	M	923	▼	-17.4%	-194
	Capias	CA	42	▲	+5.0%	+2
	Show Cause	SC	33	▲	+43.5%	+10
	Felony	F	17	▼	-10.5%	-2
	Civil Violation	CV	3	▲	+200.0%	+2
	<b>Total</b>			<b>5,277</b>	<b>▼</b>	<b>-20.2%</b>
<b>Civil</b>	Warrant in Debt	WD	1,336	▲	+16.7%	+191
	Garnishment	GA	887	▲	+26.7%	+187
	Unlawful Detainer	UD	770	▼	-4.5%	-36
	Other	OT	152	▼	-10.6%	-18
	Detinue	DT	91	▼	-42.8%	-68
	Protective Order	PO	72	▲	+2.9%	+2
	Preliminary Protective Order	PP	71	▼	-22.0%	-20
	Admin License	AL	45	▲	+21.6%	+8
	Abstract	AJ	40	▲	+73.9%	+17
	Interrogatory	IN	40	▼	-57.0%	-53
	Show Cause	SC	26	▼	-58.1%	-36
	Impoundment	IM	12	▼	-52.0%	-13
	Motion for Judgment	MJ	7	▼	-36.4%	-4
	Zoning Violation	ZO	7	▲	+133.3%	+4
	Counter Claim	CC	5	▼	-66.7%	-10
	Tenants Assertion	TA	3	▼	-40.0%	-2
	Bond Forfeiture	BF	2	▲	-	+2
	Distress Seizure	DS	1	▲	-	+1
	Overweight	OC	1	▲	-	+1
	Petition to Require Blood Test	BT	1	▲	-	+1
	Petition-Restore Arms	PR	1	↔	-	-
Capias	CA	0	▼	-100.0%	-2	
<b>Total</b>			<b>3,570</b>	<b>▲</b>	<b>4.4%</b>	<b>+152</b>
<b>Civil Commitments</b>	Temporary Detention Order	TD	101	▼	-7.3%	-8
	Emergency Custody Order	EC	49	↔	-	-
	Mental Commitment	MC	2	▲	-	+2
	Petition	PT	0	▼	-100.0%	-1
<b>Total</b>			<b>152</b>	<b>▼</b>	<b>-4.4%</b>	<b>-7</b>
<b>GRAND TOTAL</b>			<b>10,340</b>	<b>▼</b>	<b>-10.0%</b>	<b>-1,152</b>

**Dispositions by Major Case Category\*\***

Category	Summary	Change	% Change	Absolute Change
Felony	242	▼	-20.4%	-62
Garnishment	927	▼	+16.9%	+134
General Civil	1,480	▲	+8.1%	+111

\* Compared to same time period as previous year  
 8/19/2024 3:37:29PM

\*\* Case Type Categories are defined in the 2017 Virginia Judicial Workload Assessment  
 Source: SCV-SQL-Information

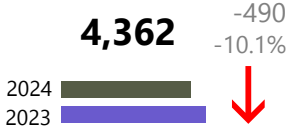
**CPSS - GCMS CASELOAD STATISTICS OF THE GENERAL DISTRICT COURTS**

January 2024 thru July 2024 Dispositions (Compared to January 2023 thru July 2023)

Infraction/Civil Violation	4,334	▲	-20.2%	-1,098
Involuntary Civil Commitments	0	▼	-100.0%	-1
Landlord /Tenant	773	▼	-4.7%	-38
Misdemeanor	1,700	▲	-8.6%	-159
Other	741	▲	-2.8%	-21
Protective Orders	143	▼	-11.2%	-18
<b>GRAND TOTAL</b>	<b>10,340</b>	▼	-10.0%	-1,152

\* Compared to same time period as previous year  
8/19/2024 3:37:29PM

\*\* Case Type Categories are defined in the 2017 Virginia Judicial Workload Assessment  
Source: SCV-SQL-Information

2024 Overall GRAND TOTAL		Distribution of Caseload			Change*		Percentage (%) of Caseload		
<b>4,362</b>	-490 -10.1%	<b>Criminal</b>	1,030	24%	2.4% ▲	+24	<b>Criminal</b>	20.7%	23.6%
		<b>Traffic</b>	1,375	32%	-31.1% ▼	-620	<b>Traffic</b>	41.1%	31.5%
		<b>Civil</b>	1,483	34%	8.9% ▲	+121	<b>Civil</b>	28.1%	34.0%
		<b>Civil Commitments</b>	474	11%	-3.1% ▼	-15	<b>Civil Commitments</b>	10.1%	10.9%
		<b>GRAND TOTAL</b>	<b>4,362</b>	100%	-10.1% ▼	-490	<b>GRAND TOTAL</b>	100%	100%

Dispositions by Division & Code

Division	Case Type Description	Code	Summary	Change	% Change	Absolute Change
<b>Criminal</b>	Misdemeanor	M	597	▲	+6.6%	+37
	Felony	F	174	▼	-15.5%	-32
	Capias	CA	143	▲	+3.6%	+5
	Show Cause	SC	96	▲	+23.1%	+18
	Civil Violation	CV	20	▼	-16.7%	-4
	<b>Total</b>			<b>1,030</b>	<b>▲</b>	<b>2.4%</b>
<b>Traffic</b>	Infraction	I	1,129	▼	-28.9%	-458
	Misdemeanor	M	210	▼	-43.1%	-159
	Capias	CA	18	▼	-25.0%	-6
	Show Cause	SC	17	▲	+21.4%	+3
	Felony	F	1	▲	-	+1
	Other	O	0	▼	-100.0%	-1
	<b>Total</b>			<b>1,375</b>	<b>▼</b>	<b>-31.1%</b>
<b>Civil</b>	Warrant in Debt	WD	607	▲	+26.2%	+126
	Garnishment	GA	318	▲	+8.9%	+26
	Unlawful Detainer	UD	241	▲	+23.6%	+46
	Other	OT	135	▼	-2.9%	-4
	Protective Order	PO	49	▼	-15.5%	-9
	Preliminary Protective Order	PP	48	▼	-31.4%	-22
	Admin License	AL	28	▼	-34.9%	-15
	Interrogatory	IN	14	▼	-12.5%	-2
	Abstract	AJ	12	▲	+1,100.0%	+11
	Motion for Judgment	MJ	11	▼	-21.4%	-3
	Show Cause	SC	8	▼	-55.6%	-10
	Detinue	DT	5	▼	-61.5%	-8
	Impoundment	IM	4	▼	-55.6%	-5
	Tenants Assertion	TA	3	▼	-57.1%	-4
	Bond Forfeiture	BF	0	▼	-100.0%	-1
	Counter Claim	CC	0	▼	-100.0%	-3
	Petition-Restore Arms	PR	0	▼	-100.0%	-1
	Zoning Violation	ZO	0	▼	-100.0%	-1
<b>Total</b>			<b>1,483</b>	<b>▲</b>	<b>8.9%</b>	<b>+121</b>
<b>Civil Commitments</b>	Mental Commitment	MC	192	▲	+26.3%	+40
	Temporary Detention Order	TD	118	▼	-24.8%	-39
	Emergency Custody Order	EC	105	▼	-9.5%	-11
	Other	OT	56	▼	-9.7%	-6
	Medical Emergency Temporary Detention Order	MT	3	▲	+200.0%	+2
	Medical Emergency Custody Order	ME	0	▼	-100.0%	-1
<b>Total</b>			<b>474</b>	<b>▼</b>	<b>-3.1%</b>	<b>-15</b>
<b>GRAND TOTAL</b>			<b>4,362</b>	<b>▼</b>	<b>-10.1%</b>	<b>-490</b>

Dispositions by Major Case Category\*\*

Category	Summary	Change	% Change	Absolute Change
Felony	175	▲	-15.0%	-31
Garnishment	332	▼	+7.8%	+24
General Civil	657	▼	+20.6%	+112
Infraction/Civil Violation	1,149	▼	-28.7%	-463
Involuntary Civil Commitments	56	▼	-9.7%	-6

\* Compared to same time period as previous year  
 8/19/2024 3:37:29PM

\*\* Case Type Categories are defined in the 2017 Virginia Judicial Workload Assessment  
 Source: SCV-SQL-Information

**CPSS - GCMS CASELOAD STATISTICS OF THE GENERAL DISTRICT COURTS**  
 January 2024 thru July 2024 Dispositions (Compared to January 2023 thru July 2023)

Landlord /Tenant	244	▼	+20.8%	+42
Misdemeanor	807	▼	-13.2%	-123
Other	845	▲	-1.6%	-14
Protective Orders	97	▼	-24.2%	-31
<b>GRAND TOTAL</b>	<b>4,362</b>	▼	-10.1%	-490

\* Compared to same time period as previous year  
 8/19/2024 3:37:29PM

\*\* Case Type Categories are defined in the 2017 Virginia Judicial Workload Assessment  
 Source: SCV-SQL-Information

2024 Overall GRAND TOTAL		Distribution of Caseload			Change*		Percentage (%) of Caseload		
<b>7,667</b>	+531 7.4%	<b>Criminal</b>	991	13%	-11.5% ▼	-129	<b>Criminal</b>	2023 15.7%	2024 12.9%
2024	↑	<b>Traffic</b>	4,763	62%	6.9% ▲	+308	<b>Traffic</b>	62.4%	62.1%
2023		<b>Civil</b>	1,859	24%	24.1% ▲	+361	<b>Civil</b>	21.0%	24.2%
		<b>Civil Commitments</b>	54	1%	-14.3% ▼	-9	<b>Civil Commitments</b>	0.9%	0.7%
		<b>GRAND TOTAL</b>	<b>7,667</b>	100%	7.4% ▲	+531	<b>GRAND TOTAL</b>	100%	100%

Dispositions by Division & Code

Division	Case Type Description	Code	Summary	Change	% Change	Absolute Change
<b>Criminal</b>	Misdemeanor	M	538	▼	-0.4%	-2
	Felony	F	242	▼	-27.3%	-91
	Show Cause	SC	102	▼	-3.8%	-4
	Capias	CA	90	▼	-14.3%	-15
	Civil Violation	CV	19	▼	-47.2%	-17
	<b>Total</b>			<b>991</b>	▼	<b>-11.5%</b>
<b>Traffic</b>	Infraction	I	3,060	▲	+8.1%	+230
	Misdemeanor	M	1,365	▲	+4.6%	+60
	Show Cause	SC	159	▲	+4.6%	+7
	Capias	CA	130	▲	+9.2%	+11
	Felony	F	31	▲	+14.8%	+4
	Civil Violation	CV	15	▼	-11.8%	-2
	Restricted Operators License	RL	3	▼	-40.0%	-2
	<b>Total</b>			<b>4,763</b>	▲	<b>6.9%</b>
<b>Civil</b>	Warrant in Debt	WD	860	▲	+55.5%	+307
	Garnishment	GA	485	▲	+4.1%	+19
	Unlawful Detainer	UD	218	▲	+17.2%	+32
	Other	OT	58	▲	+48.7%	+19
	Impoundment	IM	42	▲	+10.5%	+4
	Admin License	AL	41	▲	+10.8%	+4
	Preliminary Protective Order	PP	31	↔		-
	Protective Order	PO	26	▲	+13.0%	+3
	Detinue	DT	20	▼	-47.4%	-18
	Show Cause	SC	20	▼	-9.1%	-2
	Abstract	AJ	16	▲	+6.7%	+1
	Interrogatory	IN	15	▼	-31.8%	-7
	Bond Forfeiture	BF	14	▼	-6.7%	-1
	Motion for Judgment	MJ	5	▼	-16.7%	-1
	Overweight	OC	4	▲	-	+4
	Petition-Restore Arms	PR	2	▲	+100.0%	+1
	Capias	CA	1	▼	-66.7%	-2
	Zoning Violation	ZO	1	▲	-	+1
	Counter Claim	CC	0	▼	-100.0%	-2
	Petition to Require Blood Test	BT	0	▼	-100.0%	-1
<b>Total</b>			<b>1,859</b>	▲	<b>24.1%</b>	<b>+361</b>
<b>Civil Commitments</b>	Temporary Detention Order	TD	40	▼	-27.3%	-15
	Emergency Custody Order	EC	14	▲	+75.0%	+6
	<b>Total</b>			<b>54</b>	▼	<b>-14.3%</b>
<b>GRAND TOTAL</b>			<b>7,667</b>	▲	7.4%	+531

Dispositions by Major Case Category\*\*

Category	Summary	Change	% Change	Absolute Change
Felony	273	▼	-24.2%	-87
Garnishment	500	▼	+2.5%	+12
General Civil	902	▲	+48.8%	+296
Infraction/Civil Violation	3,098	▲	+7.5%	+215
Landlord /Tenant	218	▲	+17.2%	+32
Misdemeanor	1,907	▲	+3.1%	+57

\* Compared to same time period as previous year  
 8/19/2024 3:37:29PM

\*\* Case Type Categories are defined in the 2017 Virginia Judicial Workload Assessment  
 Source: SCV-SQL-Information

**CPSS - GCMS CASELOAD STATISTICS OF THE GENERAL DISTRICT COURTS**

January 2024 thru July 2024 Dispositions (Compared to January 2023 thru July 2023)

Other	712	▼	+0.4%	+3
Protective Orders	57	▲	+5.6%	+3
<b>GRAND TOTAL</b>	<b>7,667</b>	▲	7.4%	+531

\* Compared to same time period as previous year  
8/19/2024 3:37:29PM

\*\* Case Type Categories are defined in the 2017 Virginia Judicial Workload Assessment  
Source: SCV-SQL-Information



2024 Overall GRAND TOTAL		Distribution of Caseload			Change*		Percentage (%) of Caseload			
<b>2,523</b>	-566 -18.3%	<b>Criminal</b>	260	10%	-5.5%	▼	-15	<b>Criminal</b>	2023 8.9%	2024 10.3%
2024		<b>Traffic</b>	1,684	67%	-26.5%	▼	-606	<b>Traffic</b>	74.1%	66.7%
2023		<b>Civil</b>	544	22%	13.6%	▲	+65	<b>Civil</b>	15.5%	21.6%
		<b>Civil Commitments</b>	35	1%	-22.2%	▼	-10	<b>Civil Commitments</b>	1.5%	1.4%
		<b>GRAND TOTAL</b>	<b>2,523</b>	100%	-18.3%	▼	-566	<b>GRAND TOTAL</b>	100%	100%

**Dispositions by Division & Code**

Division	Case Type Description	Code	Summary	Change	% Change	Absolute Change
<b>Criminal</b>	Misdemeanor	M	146	▲	+12.3%	+16
	Felony	F	64	▲	+18.5%	+10
	Show Cause	SC	26	▼	-40.9%	-18
	Capias	CA	12	▼	-57.1%	-16
	Civil Violation	CV	12	▼	-36.8%	-7
	<b>Total</b>			<b>260</b>	▼	<b>-5.5%</b>
<b>Traffic</b>	Infraction	I	1,322	▼	-33.5%	-665
	Misdemeanor	M	285	▲	+13.1%	+33
	Show Cause	SC	49	▲	+28.9%	+11
	Capias	CA	26	▲	+136.4%	+15
	Felony	F	2	↔		-
	<b>Total</b>			<b>1,684</b>	▼	<b>-26.5%</b>
<b>Civil</b>	Warrant in Debt	WD	276	▲	+40.8%	+80
	Garnishment	GA	141	▲	+11.9%	+15
	Impoundment	IM	31	▼	-49.2%	-30
	Preliminary Protective Order	PP	22	▲	+144.4%	+13
	Other	OT	18	▼	-10.0%	-2
	Unlawful Detainer	UD	14	▼	-46.2%	-12
	Show Cause	SC	11	▲	+120.0%	+6
	Interrogatory	IN	10	↔		-
	Admin License	AL	8	▼	-33.3%	-4
	Protective Order	PO	7	▼	-30.0%	-3
	Detinue	DT	3	▲	+50.0%	+1
	Motion for Judgment	MJ	2	▲	-	+2
	Petition-Restore Arms	PR	1	▲	-	+1
	Overweight	OC	0	▼	-100.0%	-1
	Tenants Assertion	TA	0	▼	-100.0%	-1
<b>Total</b>			<b>544</b>	▲	<b>13.6%</b>	<b>+65</b>
<b>Civil Commitments</b>	Temporary Detention Order	TD	15	▼	-42.3%	-11
	Mental Commitment	MC	13	▲	+18.2%	+2
	Emergency Custody Order	EC	7	▼	-12.5%	-1
<b>Total</b>			<b>35</b>	▼	<b>-22.2%</b>	<b>-10</b>
<b>GRAND TOTAL</b>			<b>2,523</b>	▼	-18.3%	-566

**Dispositions by Major Case Category\*\***

Category	Summary	Change	% Change	Absolute Change
Felony	66	▲	+17.9%	+10
Garnishment	151	▲	+11.0%	+15
General Civil	284	▲	+37.9%	+78
Infraction/Civil Violation	1,334	▼	-33.5%	-673
Landlord /Tenant	14	▼	-48.1%	-13
Misdemeanor	431	▲	+12.8%	+49
Other	214	▲	-16.4%	-42
Protective Orders	29	▲	+52.6%	+10
<b>GRAND TOTAL</b>	<b>2,523</b>	▼	-18.3%	-566

\* Compared to same time period as previous year  
 8/19/2024 3:37:29PM

\*\* Case Type Categories are defined in the 2017 Virginia Judicial Workload Assessment  
 Source: SCV-SQL-Information

2024 Overall GRAND TOTAL		Distribution of Caseload			Change*		Percentage (%) of Caseload		
<b>4,073</b>	-204 -4.8%	<b>Criminal</b>	268	7%	1.1% ▲	+3	<b>Criminal</b>	2023 6.2%	2024 6.6%
2024		<b>Traffic</b>	3,314	81%	-9.5% ▼	-349	<b>Traffic</b>	85.6%	81.4%
2023		<b>Civil</b>	483	12%	38.8% ▲	+135	<b>Civil</b>	8.1%	11.9%
		<b>Civil Commitments</b>	8	0%	700.0% ▲	+7	<b>Civil Commitments</b>	0.0%	0.2%
		<b>GRAND TOTAL</b>	<b>4,073</b>	100%	-4.8% ▼	-204	<b>GRAND TOTAL</b>	100%	100%

Dispositions by Division & Code

Division	Case Type Description	Code	Summary	Change	% Change	Absolute Change
<b>Criminal</b>	Misdemeanor	M	190	▲	+2.7%	+5
	Felony	F	41	▼	-4.7%	-2
	Civil Violation	CV	24	▲	+41.2%	+7
	Show Cause	SC	8	▲	+14.3%	+1
	Capias	CA	5	▼	-61.5%	-8
	<b>Total</b>			<b>268</b>	▲	<b>1.1%</b>
<b>Traffic</b>	Infraction	I	2,673	▼	-7.5%	-216
	Misdemeanor	M	630	▼	-16.8%	-127
	Capias	CA	3	▼	-25.0%	-1
	Show Cause	SC	3	▼	-62.5%	-5
	Civil Violation	CV	2	▲	-	+2
	Felony	F	2	▼	-60.0%	-3
	Other	O	1	▲	-	+1
	<b>Total</b>			<b>3,314</b>	▼	<b>-9.5%</b>
<b>Civil</b>	Warrant in Debt	WD	244	▲	+84.8%	+112
	Garnishment	GA	98	▲	+16.7%	+14
	Admin License	AL	46	▲	+12.2%	+5
	Unlawful Detainer	UD	32	▲	+33.3%	+8
	Other	OT	20	▼	-16.7%	-4
	Impoundment	IM	11	▲	+57.1%	+4
	Motion for Judgment	MJ	7	▲	+16.7%	+1
	Preliminary Protective Order	PP	6	▼	-45.5%	-5
	Overweight	OC	5	▲	-	+5
	Protective Order	PO	5	▲	+25.0%	+1
	Show Cause	SC	5	↔	-	-
	Interrogatory	IN	2	▼	-60.0%	-3
	Abstract	AJ	1	▲	-	+1
	Detinue	DT	1	▼	-50.0%	-1
	Counter Claim	CC	0	▼	-100.0%	-2
	Third Party Claim	TH	0	▼	-100.0%	-1
<b>Total</b>			<b>483</b>	▲	<b>38.8%</b>	<b>+135</b>
<b>Civil Commitments</b>	Emergency Custody Order	EC	5	▲	+400.0%	+4
	Temporary Detention Order	TD	3	▲	-	+3
	<b>Total</b>		<b>8</b>	▲	<b>700.0%</b>	<b>+7</b>
<b>GRAND TOTAL</b>			<b>4,073</b>	▼	-4.8%	-204

Dispositions by Major Case Category\*\*

Category	Summary	Change	% Change	Absolute Change
Felony	43	▼	-10.4%	-5
Garnishment	100	▼	+12.4%	+11
General Civil	258	▲	+77.9%	+113
Infraction/Civil Violation	2,705	▲	-6.9%	-201
Landlord /Tenant	32	▲	+33.3%	+8
Misdemeanor	820	▼	-13.0%	-122
Other	104	▲	-3.7%	-4
Protective Orders	11	▼	-26.7%	-4
<b>GRAND TOTAL</b>	<b>4,073</b>	▼	-4.8%	-204

\* Compared to same time period as previous year  
 8/19/2024 3:37:29PM

\*\* Case Type Categories are defined in the 2017 Virginia Judicial Workload Assessment  
 Source: SCV-SQL-Information



2024 Overall GRAND TOTAL		Distribution of Caseload			Change*		Percentage (%) of Caseload			
2024	4,182	Criminal	341	8%	-1.2%	▼	-4	Criminal	2023	2024
2023	+1,637 64.3%	Traffic	3,223	77%	86.0%	▲	+1,490	Traffic	13.6%	8.2%
		Civil	597	14%	35.4%	▲	+156	Civil	68.1%	77.1%
		Civil Commitments	21	1%	-19.2%	▼	-5	Civil Commitments	17.3%	14.3%
		<b>GRAND TOTAL</b>	<b>4,182</b>	<b>100%</b>	<b>64.3%</b>	<b>▲</b>	<b>+1,637</b>	<b>GRAND TOTAL</b>	<b>100%</b>	<b>100%</b>

Dispositions by Division & Code

Division	Case Type Description	Code	Summary	Change	% Change	Absolute Change
<b>Criminal</b>	Misdemeanor	M	209	▼	-2.3%	-5
	Felony	F	66	▲	+8.2%	+5
	Civil Violation	CV	25	↔		-
	Capias	CA	22	▼	-15.4%	-4
	Show Cause	SC	17	▼	-5.6%	-1
	Restricted Operators License	RL	2	▲	+100.0%	+1
	<b>Total</b>			<b>341</b>	<b>▼</b>	<b>-1.2%</b>
<b>Traffic</b>	Infraction	I	2,868	▲	+94.3%	+1,392
	Misdemeanor	M	345	▲	+43.8%	+105
	Felony	F	5	▲	+66.7%	+2
	Capias	CA	2	▼	-66.7%	-4
	Civil Violation	CV	1	▼	-75.0%	-3
	Restricted Operators License	RL	1	↔		-
	Show Cause	SC	1	▼	-66.7%	-2
<b>Total</b>			<b>3,223</b>	<b>▲</b>	<b>86.0%</b>	<b>+1,490</b>
<b>Civil</b>	Warrant in Debt	WD	229	▲	+60.1%	+86
	Garnishment	GA	162	▲	+28.6%	+36
	Unlawful Detainer	UD	52	▲	+15.6%	+7
	Other	OT	28	▲	+33.3%	+7
	Preliminary Protective Order	PP	28	▲	+75.0%	+12
	Protective Order	PO	24	▲	+60.0%	+9
	Admin License	AL	23	▼	-32.4%	-11
	Impoundment	IM	15	▲	+114.3%	+8
	Show Cause	SC	13	▲	+18.2%	+2
	Abstract	AJ	8	↔		-
	Interrogatory	IN	6	↔		-
	Tenants Assertion	TA	5	▲	-	+5
	Motion for Judgment	MJ	2	▼	-50.0%	-2
	Detinue	DT	1	▲	-	+1
	Zoning Violation	ZO	1	↔		-
	Counter Claim	CC	0	▼	-100.0%	-1
	Overweight	OC	0	▼	-100.0%	-1
Petition-Restore Arms	PR	0	▼	-100.0%	-2	
<b>Total</b>			<b>597</b>	<b>▲</b>	<b>35.4%</b>	<b>+156</b>
<b>Civil Commitments</b>	Temporary Detention Order	TD	16	▼	-23.8%	-5
	Emergency Custody Order	EC	5	↔		-
<b>Total</b>			<b>21</b>	<b>▼</b>	<b>-19.2%</b>	<b>-5</b>
<b>GRAND TOTAL</b>			<b>4,182</b>	<b>▲</b>	<b>64.3%</b>	<b>+1,637</b>

Dispositions by Major Case Category\*\*

Category	Summary	Change	% Change	Absolute Change
Felony	71	▲	+10.9%	+7
Garnishment	168	▲	+27.3%	+36
General Civil	240	▲	+57.9%	+88
Infraction/Civil Violation	2,894	▼	+92.2%	+1,388
Landlord /Tenant	57	▲	+26.7%	+12
Misdemeanor	558	▲	+22.1%	+101
Other	142	▼	-10.1%	-16

\* Compared to same time period as previous year  
 8/19/2024 3:37:29PM

\*\* Case Type Categories are defined in the 2017 Virginia Judicial Workload Assessment  
 Source: SCV-SQL-Information

**CPSS - GCMS CASELOAD STATISTICS OF THE GENERAL DISTRICT COURTS**

January 2024 thru July 2024 Dispositions (Compared to January 2023 thru July 2023)

**Greene**

District: 16 FIPS: 079

---

Protective Orders	52	▲	+67.7%	+21
<b><i>GRAND TOTAL</i></b>	<b><u>4,182</u></b>	▲	64.3%	+1,637

\* Compared to same time period as previous year  
8/19/2024 3:37:29PM

\*\* Case Type Categories are defined in the 2017 Virginia Judicial Workload Assessment  
Source: SCV-SQL-Information

2024 Overall GRAND TOTAL		Distribution of Caseload			Change*		Percentage (%) of Caseload		
<b>4,547</b>	+801 21.4%	<b>Criminal</b>	768	17%	32.6% ▲	+189	<b>Criminal</b>	2023 15.5%	2024 16.9%
2024	↑	<b>Traffic</b>	2,475	54%	10.7% ▲	+240	<b>Traffic</b>	59.7%	54.4%
2023		<b>Civil</b>	1,247	27%	40.4% ▲	+359	<b>Civil</b>	23.7%	27.4%
		<b>Civil Commitments</b>	57	1%	29.5% ▲	+13	<b>Civil Commitments</b>	1.2%	1.3%
		<b>GRAND TOTAL</b>	<b>4,547</b>	100%	21.4% ▲	+801	<b>GRAND TOTAL</b>	100%	100%

**Dispositions by Division & Code**

Division	Case Type Description	Code	Summary	Change	% Change	Absolute Change
<b>Criminal</b>	Misdemeanor	M	428	▲	+55.6%	+153
	Felony	F	207	▲	+7.3%	+14
	Capias	CA	57	▲	+9.6%	+5
	Civil Violation	CV	43	▲	+79.2%	+19
	Show Cause	SC	33	▼	-5.7%	-2
	<b>Total</b>			<b>768</b>	▲	<b>32.6%</b>
<b>Traffic</b>	Infraction	I	2,011	▲	+11.9%	+214
	Misdemeanor	M	446	▲	+5.9%	+25
	Capias	CA	8	▲	+100.0%	+4
	Felony	F	7	▼	-22.2%	-2
	Show Cause	SC	3	↔		-
	Civil Violation	CV	0	▼	-100.0%	-1
	<b>Total</b>			<b>2,475</b>	▲	<b>10.7%</b>
<b>Civil</b>	Warrant in Debt	WD	599	▲	+67.8%	+242
	Garnishment	GA	269	▲	+16.5%	+38
	Impoundment	IM	115	▲	+55.4%	+41
	Unlawful Detainer	UD	94	▼	-1.1%	-1
	Other	OT	55	▲	+19.6%	+9
	Admin License	AL	41	▲	+70.8%	+17
	Preliminary Protective Order	PP	21	▲	+40.0%	+6
	Show Cause	SC	12	▲	+71.4%	+5
	Detinue	DT	9	▲	+28.6%	+2
	Protective Order	PO	9	↔		-
	Counter Claim	CC	6	▲	+500.0%	+5
	Interrogatory	IN	6	▲	+20.0%	+1
	Abstract	AJ	5	▼	-37.5%	-3
	Motion for Judgment	MJ	3	▼	-57.1%	-4
	Tenants Assertion	TA	2	▲	+100.0%	+1
	Capias	CA	1	▲	-	+1
	Overweight	OC	0	▼	-100.0%	-1
<b>Total</b>			<b>1,247</b>	▲	<b>40.4%</b>	<b>+359</b>
<b>Civil Commitments</b>	Temporary Detention Order	TD	48	▲	+29.7%	+11
	Emergency Custody Order	EC	9	▲	+28.6%	+2
	<b>Total</b>		<b>57</b>	▲	<b>29.5%</b>	<b>+13</b>
<b>GRAND TOTAL</b>			<b>4,547</b>	▲	21.4%	+801

**Dispositions by Major Case Category\*\***

Category	Summary	Change	% Change	Absolute Change
Felony	214	▼	+5.9%	+12
Garnishment	275	▲	+16.5%	+39
General Civil	623	▲	+62.7%	+240
Infraction/Civil Violation	2,054	▼	+12.7%	+231
Landlord /Tenant	96	▲		0
Misdemeanor	874	▲	+25.6%	+178
Other	381	▲	+33.2%	+95
Protective Orders	30	▲	+25.0%	+6
<b>GRAND TOTAL</b>	<b>4,547</b>	▲	21.4%	+801

\* Compared to same time period as previous year  
 8/19/2024 3:37:29PM

\*\* Case Type Categories are defined in the 2017 Virginia Judicial Workload Assessment  
 Source: SCV-SQL-Information



2024 Overall GRAND TOTAL		Distribution of Caseload			Change*		Percentage (%) of Caseload		
<b>3,021</b>	+556 22.6%	<b>Criminal</b>	130	4%	6.6% ▲	+8	<b>Criminal</b>	2023 4.9%	2024 4.3%
2024	↑	<b>Traffic</b>	2,713	90%	27.1% ▲	+579	<b>Traffic</b>	86.6%	89.8%
2023		<b>Civil</b>	175	6%	-11.2% ▼	-22	<b>Civil</b>	8.0%	5.8%
		<b>Civil Commitments</b>	3	0%	-75.0% ▼	-9	<b>Civil Commitments</b>	0.5%	0.1%
		<b>GRAND TOTAL</b>	<b>3,021</b>	100%	22.6% ▲	+556	<b>GRAND TOTAL</b>	100%	100%

Dispositions by Division & Code

Division	Case Type Description	Code	Summary	Change	% Change	Absolute Change
<b>Criminal</b>	Misdemeanor	M	75	▲	+11.9%	+8
	Felony	F	29	▲	+20.8%	+5
	Civil Violation	CV	11	▲	+57.1%	+4
	Show Cause	SC	8	▼	-38.5%	-5
	Capias	CA	6	▼	-45.5%	-5
	Restricted Operators License	RL	1	▲	-	+1
	<b>Total</b>			<b>130</b>	<b>▲</b>	<b>6.6%</b>
<b>Traffic</b>	Infraction	I	2,263	▲	+19.2%	+365
	Misdemeanor	M	407	▲	+94.7%	+198
	Capias	CA	24	▲	+84.6%	+11
	Show Cause	SC	13	▲	+8.3%	+1
	Restricted Operators License	RL	4	▲	+300.0%	+3
	Civil Violation	CV	1	▲	-	+1
	Felony	F	1	↔	-	-
<b>Total</b>			<b>2,713</b>	<b>▲</b>	<b>27.1%</b>	<b>+579</b>
<b>Civil</b>	Warrant in Debt	WD	94	▼	-1.1%	-1
	Garnishment	GA	39	▼	-2.5%	-1
	Unlawful Detainer	UD	11	▼	-15.4%	-2
	Preliminary Protective Order	PP	9	▲	+125.0%	+5
	Protective Order	PO	7	▲	+250.0%	+5
	Other	OT	5	▼	-61.5%	-8
	Counter Claim	CC	3	▲	-	+3
	Impoundment	IM	3	↔	-	-
	Admin License	AL	2	▼	-81.8%	-9
	Detinue	DT	1	▼	-50.0%	-1
	Overweight	OC	1	▲	-	+1
	Abstract	AJ	0	▼	-100.0%	-1
	Capias	CA	0	▼	-100.0%	-4
	Interrogatory	IN	0	▼	-100.0%	-7
	Show Cause	SC	0	▼	-100.0%	-1
Tenants Assertion	TA	0	▼	-100.0%	-1	
<b>Total</b>			<b>175</b>	<b>▼</b>	<b>-11.2%</b>	<b>-22</b>
<b>Civil Commitments</b>	Emergency Custody Order	EC	2	▼	-33.3%	-1
	Temporary Detention Order	TD	1	▼	-88.9%	-8
<b>Total</b>			<b>3</b>	<b>▼</b>	<b>-75.0%</b>	<b>-9</b>
<b>GRAND TOTAL</b>			<b>3,021</b>	<b>▲</b>	<b>22.6%</b>	<b>+556</b>

Dispositions by Major Case Category\*\*

Category	Summary	Change	% Change	Absolute Change
Felony	30	▲	+20.0%	+5
Garnishment	39	▼	-17.0%	-8
General Civil	97	▼	-3.0%	-3
Infraction/Civil Violation	2,276	▲	+19.5%	+371
Landlord /Tenant	11	▼	-21.4%	-3
Misdemeanor	487	▲	+75.8%	+210
Other	65	▲	-28.6%	-26
Protective Orders	16	▲	+166.7%	+10

\* Compared to same time period as previous year  
 8/19/2024 3:37:29PM

\*\* Case Type Categories are defined in the 2017 Virginia Judicial Workload Assessment  
 Source: SCV-SQL-Information



**CPSS - GCMS CASELOAD STATISTICS OF THE GENERAL DISTRICT COURTS**

January 2024 thru July 2024 Dispositions (Compared to January 2023 thru July 2023)

**Madison**

District: 16 FIPS: 113

*GRAND TOTAL*

**3,021**

▲

22.6%

+556

**CPSS - GCMS CASELOAD STATISTICS OF THE GENERAL DISTRICT COURTS**  
 January 2024 thru July 2024 Dispositions (Compared to January 2023 thru July 2023)

2024 Overall GRAND TOTAL		Distribution of Caseload			Change*		Percentage (%) of Caseload		
<b>5,922</b>	+644 12.2%	<b>Criminal</b>	588	10%	1.2% ▲	+7	<b>Criminal</b>	2023 11.0%	2024 9.9%
2024		<b>Traffic</b>	3,825	65%	8.6% ▲	+304	<b>Traffic</b>	66.7%	64.6%
2023		<b>Civil</b>	1,457	25%	27.5% ▲	+314	<b>Civil</b>	21.7%	24.6%
		<b>Civil Commitments</b>	52	1%	57.6% ▲	+19	<b>Civil Commitments</b>	0.6%	0.9%
		<b>GRAND TOTAL</b>	<b>5,922</b>	100%	12.2% ▲	+644	<b>GRAND TOTAL</b>	100%	100%

**Dispositions by Division & Code**

Division	Case Type Description	Code	Summary	Change	% Change	Absolute Change
<b>Criminal</b>	Misdemeanor	M	336	▲	+0.9%	+3
	Felony	F	158	▲	+42.3%	+47
	Show Cause	SC	44	▼	-6.4%	-3
	Capias	CA	29	▼	-47.3%	-26
	Civil Violation	CV	21	▼	-40.0%	-14
	<b>Total</b>			<b>588</b>	▲	<b>1.2%</b>
<b>Traffic</b>	Infraction	I	2,929	▲	+6.4%	+175
	Misdemeanor	M	707	▲	+13.8%	+86
	Other	O	170	▲	+44.1%	+52
	Felony	F	7	▼	-36.4%	-4
	Capias	CA	6	▼	-33.3%	-3
	Show Cause	SC	5	▼	-28.6%	-2
	Civil Violation	CV	1	↔		-
	<b>Total</b>			<b>3,825</b>	▲	<b>8.6%</b>
<b>Civil</b>	Warrant in Debt	WD	749	▲	+40.0%	+214
	Garnishment	GA	312	▲	+11.8%	+33
	Unlawful Detainer	UD	141	▲	+29.4%	+32
	Detinue	DT	44	▲	+37.5%	+12
	Other	OT	42	▼	+2.4%	+1
	Admin License	AL	39	▼	-7.1%	-3
	Impoundment	IM	34	▲	+17.2%	+5
	Preliminary Protective Order	PP	33	▲	+120.0%	+18
	Protective Order	PO	23	▲	+64.3%	+9
	Interrogatory	IN	13	▲	+30.0%	+3
	Show Cause	SC	12	▲	+33.3%	+3
	Motion for Judgment	MJ	7	▲	+75.0%	+3
	Abstract	AJ	4	▼	-63.6%	-7
	Counter Claim	CC	3	▲	+200.0%	+2
	Capias	CA	1	↔		-
	Zoning Violation	ZO	0	▼	-100.0%	-11
<b>Total</b>			<b>1,457</b>	▲	<b>27.5%</b>	<b>+314</b>
<b>Civil Commitments</b>	Temporary Detention Order	TD	42	▲	+55.6%	+15
	Emergency Custody Order	EC	10	▲	+66.7%	+4
	<b>Total</b>		<b>52</b>	▲	<b>57.6%</b>	<b>+19</b>
<b>GRAND TOTAL</b>			<b>5,922</b>	▲	12.2%	+644

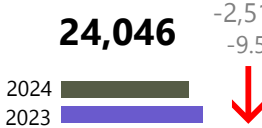
**Dispositions by Major Case Category\*\***

Category	Summary	Change	% Change	Absolute Change
Felony	165	▲	+35.2%	+43
Garnishment	325	▲	+12.5%	+36
General Civil	802	▲	+39.2%	+226
Infraction/Civil Violation	3,121	▲	+7.3%	+213
Landlord /Tenant	141	▲	+29.4%	+32
Misdemeanor	1,043	▼	+8.1%	+78
Other	269	▲	-3.9%	-11
Protective Orders	56	▲	+93.1%	+27
<b>GRAND TOTAL</b>	<b>5,922</b>	▲	12.2%	+644

\* Compared to same time period as previous year  
 8/19/2024 3:37:29PM

\*\* Case Type Categories are defined in the 2017 Virginia Judicial Workload Assessment  
 Source: SCV-SQL-Information



2024 Overall GRAND TOTAL		Distribution of Caseload			Change*		Percentage (%) of Caseload		
<b>24,046</b>	-2,511 -9.5%	<b>Criminal</b>	4,988	21%	16.5% ▲	+706	<b>Criminal</b>	2023 16.1%	2024 20.7%
		<b>Traffic</b>	13,501	56%	-20.6% ▼	-3,512	<b>Traffic</b>	64.1%	56.1%
2024		<b>Civil</b>	5,159	21%	6.1% ▲	+296	<b>Civil</b>	18.3%	21.5%
2023		<b>Civil Commitments</b>	398	2%	-0.3% ▼	-1	<b>Civil Commitments</b>	1.5%	1.7%
		<b>GRAND TOTAL</b>	<b>24,046</b>	100%	-9.5% ▼	-2,511	<b>GRAND TOTAL</b>	100%	100%

**Dispositions by Division & Code**

Division	Case Type Description	Code	Summary	Change	% Change	Absolute Change
<b>Criminal</b>	Misdemeanor	M	2,443	▲	+6.8%	+156
	Felony	F	1,381	▲	+12.2%	+150
	Capias	CA	560	▲	+11.6%	+58
	Civil Violation	CV	507	▲	+216.9%	+347
	Show Cause	SC	97	▼	-4.9%	-5
	<b>Total</b>			<b>4,988</b>	<b>▲</b>	<b>16.5%</b>
<b>Traffic</b>	Infraction	I	10,752	▼	-22.3%	-3,093
	Misdemeanor	M	2,144	▼	-15.4%	-389
	Other	O	317	▲	+4.6%	+14
	Capias	CA	111	▼	-11.9%	-15
	Civil Violation	CV	67	▼	-9.5%	-7
	Show Cause	SC	58	▼	-20.5%	-15
	Felony	F	52	▼	-11.9%	-7
<b>Total</b>			<b>13,501</b>	<b>▼</b>	<b>-20.6%</b>	<b>-3,512</b>
<b>Civil</b>	Unlawful Detainer	UD	1,857	▲	+19.7%	+305
	Warrant in Debt	WD	1,484	▲	+27.2%	+317
	Garnishment	GA	709	▲	+9.6%	+62
	Motion for Judgment	MJ	528	▼	-42.9%	-397
	Admin License	AL	192	▲	+2.7%	+5
	Preliminary Protective Order	PP	103	▼	-8.8%	-10
	Protective Order	PO	82	▼	-1.2%	-1
	Other	OT	63	▲	+5.0%	+3
	Show Cause	SC	46	↔		-
	Interrogatory	IN	25	▲	+25.0%	+5
	Impoundment	IM	22	▼	-8.3%	-2
	Bond Forfeiture	BF	13	▲	+44.4%	+4
	Counter Claim	CC	13	▲	+30.0%	+3
	Tenants Assertion	TA	11	▼	-15.4%	-2
	Petition-Restore Arms	PR	4	▲	+300.0%	+3
	Detinue	DT	3	▼	-25.0%	-1
	Capias	CA	1	▼	-50.0%	-1
	Petition to Require Blood Test	BT	1	▲	-	+1
	Restricted Operators License	RL	1	▲	-	+1
	Third Party Claim	TH	1	▲	-	+1
<b>Total</b>			<b>5,159</b>	<b>▲</b>	<b>6.1%</b>	<b>+296</b>
<b>Civil Commitments</b>	Mental Commitment	MC	234	▲	+12.0%	+25
	Temporary Detention Order	TD	58	▼	-31.8%	-27
	Other	OT	45	▲	+12.5%	+5
	Emergency Custody Order	EC	41	▼	-21.2%	-11
	Petition	PT	18	▲	+125.0%	+10
	Medical Emergency Custody Order	ME	1	▲	-	+1
	Medical Emergency Temporary Detention Order	MT	1	▼	-80.0%	-4
<b>Total</b>			<b>398</b>	<b>▼</b>	<b>-0.3%</b>	<b>-1</b>
<b>GRAND TOTAL</b>			<b>24,046</b>	<b>▼</b>	<b>-9.5%</b>	<b>-2,511</b>

\* Compared to same time period as previous year  
 8/19/2024 3:37:29PM

\*\* Case Type Categories are defined in the 2017 Virginia Judicial Workload Assessment  
 Source: SCV-SQL-Information

**CPSS - GCMS CASELOAD STATISTICS OF THE GENERAL DISTRICT COURTS**  
 January 2024 thru July 2024 Dispositions (Compared to January 2023 thru July 2023)

**Arlington**

District: 17 FIPS: 013

**Dispositions by Major Case Category\*\***

Category	Summary	Change	% Change	Absolute Change
Felony	1,433	▲	+11.1%	+143
Garnishment	734	▲	+10.0%	+67
General Civil	2,036	▲	-3.4%	-71
Infraction/Civil Violation	11,643	▲	-19.0%	-2,739
Involuntary Civil Commitments	63	▲	+31.3%	+15
Landlord /Tenant	1,868	▲	+19.4%	+303
Misdemeanor	4,588	▲	-4.8%	-232
Other	1,496	▲	+0.9%	+14
Protective Orders	185	▼	-5.6%	-11
<b>GRAND TOTAL</b>	<b>24,046</b>	▼	-9.5%	-2,511

\* Compared to same time period as previous year  
 8/19/2024 3:37:29PM

\*\* Case Type Categories are defined in the 2017 Virginia Judicial Workload Assessment  
 Source: SCV-SQL-Information

2024 Overall GRAND TOTAL		Distribution of Caseload			Change*		Percentage (%) of Caseload		
	<b>1,647</b>	<b>Criminal</b>	192	12%	47.7% ▲	+62	<b>Criminal</b>	2023	2024
		<b>Traffic</b>	1,271	77%	-2.8% ▼	-36	<b>Traffic</b>	81.3%	77.2%
		<b>Civil</b>	184	11%	8.2% ▲	+14	<b>Civil</b>	10.6%	11.2%
		<b>GRAND TOTAL</b>	<b>1,647</b>	100%	2.5% ▲	+40	<b>GRAND TOTAL</b>	100%	100%

Dispositions by Division & Code

Division	Case Type Description	Code	Summary	Change	% Change	Absolute Change
<b>Criminal</b>	Misdemeanor	M	127	▲	+74.0%	+54
	Felony	F	31	↔		-
	Capias	CA	30	▲	+50.0%	+10
	Show Cause	SC	4	▼	-20.0%	-1
	Civil Violation	CV	0	▼	-100.0%	-1
	<b>Total</b>			<b>192</b>	<b>▲</b>	<b>47.7%</b>
<b>Traffic</b>	Infraction	I	1,090	▼	-3.1%	-35
	Misdemeanor	M	134	▲	+9.8%	+12
	Other	O	34	▼	-17.1%	-7
	Civil Violation	CV	5	▲	+25.0%	+1
	Felony	F	3	▼	-25.0%	-1
	Show Cause	SC	3	▼	-50.0%	-3
	Capias	CA	2	▼	-60.0%	-3
<b>Total</b>			<b>1,271</b>	<b>▼</b>	<b>-2.8%</b>	<b>-36</b>
<b>Civil</b>	Unlawful Detainer	UD	78	▲	+20.0%	+13
	Warrant in Debt	WD	53	▲	+39.5%	+15
	Garnishment	GA	28	▼	-28.2%	-11
	Admin License	AL	14	▼	-12.5%	-2
	Preliminary Protective Order	PP	3	▲	+50.0%	+1
	Show Cause	SC	3	▲	-	+3
	Tenants Assertion	TA	2	▲	-	+2
	Counter Claim	CC	1	▲	-	+1
	Other	OT	1	▼	-50.0%	-1
	Protective Order	PO	1	▼	-50.0%	-1
	Bond Forfeiture	BF	0	▼	-100.0%	-2
	Impoundment	IM	0	▼	-100.0%	-1
	Interrogatory	IN	0	▼	-100.0%	-2
	Petition-Restore Arms	PR	0	▼	-100.0%	-1
<b>Total</b>			<b>184</b>	<b>▲</b>	<b>8.2%</b>	<b>+14</b>
<b>GRAND TOTAL</b>			<b>1,647</b>	<b>▲</b>	<b>2.5%</b>	<b>+40</b>

Dispositions by Major Case Category\*\*

Category	Summary	Change	% Change	Absolute Change
Felony	34	▼	-2.9%	-1
Garnishment	28	▼	-31.7%	-13
General Civil	53	▼	+35.9%	+14
Infraction/Civil Violation	1,129	▼	-3.6%	-42
Landlord /Tenant	80	▲	+23.1%	+15
Misdemeanor	261	▲	+33.8%	+66
Other	58	▲	+1.8%	+1
Protective Orders	4	↔		0
<b>GRAND TOTAL</b>	<b>1,647</b>	<b>▲</b>	<b>2.5%</b>	<b>+40</b>

\* Compared to same time period as previous year  
 8/19/2024 3:37:29PM

\*\* Case Type Categories are defined in the 2017 Virginia Judicial Workload Assessment  
 Source: SCV-SQL-Information

2024 Overall GRAND TOTAL		Distribution of Caseload			Change*		Percentage (%) of Caseload		
<b>14,101</b>	+741 5.5%	<b>Criminal</b>	2,651	19%	25.0% ▲	+531	<b>Criminal</b>	2023 15.9%	2024 18.8%
2024		<b>Traffic</b>	5,645	40%	-2.5% ▼	-143	<b>Traffic</b>	43.3%	40.0%
2023		<b>Civil</b>	5,350	38%	7.2% ▲	+361	<b>Civil</b>	37.3%	37.9%
		<b>Civil Commitments</b>	455	3%	-1.7% ▼	-8	<b>Civil Commitments</b>	3.5%	3.2%
		<b>GRAND TOTAL</b>	<b>14,101</b>	100%	5.5% ▲	+741	<b>GRAND TOTAL</b>	100%	100%

Dispositions by Division & Code

Division	Case Type Description	Code	Summary	Change	% Change	Absolute Change
<b>Criminal</b>	Misdemeanor	M	1,666	▲	+33.2%	+415
	Felony	F	659	▲	+22.7%	+122
	Capias	CA	190	▲	+50.8%	+64
	Show Cause	SC	83	▼	-24.5%	-27
	Civil Violation	CV	53	▼	-44.8%	-43
	<b>Total</b>			<b>2,651</b>	<b>▲</b>	<b>25.0%</b>
<b>Traffic</b>	Infraction	I	4,082	▲	+5.2%	+202
	Misdemeanor	M	923	▼	-3.6%	-34
	Other	O	519	▼	-36.0%	-292
	Felony	F	42	▼	-12.5%	-6
	Civil Violation	CV	31	▲	+181.8%	+20
	Show Cause	SC	28	▼	-50.9%	-29
	Capias	CA	20	▼	-16.7%	-4
<b>Total</b>			<b>5,645</b>	<b>▼</b>	<b>-2.5%</b>	<b>-143</b>
<b>Civil</b>	Unlawful Detainer	UD	2,736	▲	+6.6%	+169
	Warrant in Debt	WD	1,475	▲	+16.1%	+204
	Garnishment	GA	572	▼	-9.1%	-57
	Other	OT	171	▼	+23.0%	+32
	Protective Order	PO	137	▲	+18.1%	+21
	Preliminary Protective Order	PP	115	▼	-0.9%	-1
	Bond Forfeiture	BF	46	▼	-11.5%	-6
	Interrogatory	IN	37	▲	+105.6%	+19
	Admin License	AL	17	↔		-
	Tenants Assertion	TA	12	▼	-20.0%	-3
	Motion for Judgment	MJ	11	▼	-26.7%	-4
	Counter Claim	CC	9	▼	-35.7%	-5
	Abstract	AJ	8	▼	-52.9%	-9
	Detinue	DT	3	▲	+50.0%	+1
	Petition-Restore Arms	PR	1	▲	-	+1
	Restricted Operators License	RL	0	▼	-100.0%	-1
<b>Total</b>			<b>5,350</b>	<b>▲</b>	<b>7.2%</b>	<b>+361</b>
<b>Civil Commitments</b>	Temporary Detention Order	TD	196	▼	-9.7%	-21
	Mental Commitment	MC	159	▼	-2.5%	-4
	Emergency Custody Order	EC	63	▼	-16.0%	-12
	Petition	PT	22	▲	+266.7%	+16
	Other	OT	15	▲	+650.0%	+13
<b>Total</b>			<b>455</b>	<b>▼</b>	<b>-1.7%</b>	<b>-8</b>
<b>GRAND TOTAL</b>			<b>14,101</b>	<b>▲</b>	<b>5.5%</b>	<b>+741</b>

Dispositions by Major Case Category\*\*

Category	Summary	Change	% Change	Absolute Change
Felony	701	▲	+19.8%	+116
Garnishment	609	▲	-5.9%	-38
General Civil	1,496	▲	+14.9%	+194
Infraction/Civil Violation	4,685	▲	-2.4%	-113
Involuntary Civil Commitments	37	▲	+362.5%	+29
Landlord /Tenant	2,748	▼	+6.4%	+166
Misdemeanor	2,589	▼	+17.2%	+380

\* Compared to same time period as previous year

\*\* Case Type Categories are defined in the 2017 Virginia Judicial Workload Assessment

**CPSS - GCMS CASELOAD STATISTICS OF THE GENERAL DISTRICT COURTS**

January 2024 thru July 2024 Dispositions (Compared to January 2023 thru July 2023)

**Alexandria**

District: 18 FIPS: 510

Other	984	▼	-1.3%	-13
Protective Orders	252	▲	+8.6%	+20
<b>GRAND TOTAL</b>	<b>14,101</b>	▲	5.5%	+741

\* Compared to same time period as previous year  
8/19/2024 3:37:29PM

\*\* Case Type Categories are defined in the 2017 Virginia Judicial Workload Assessment  
Source: SCV-SQL-Information



2024 Overall GRAND TOTAL		Distribution of Caseload			Change*		Percentage (%) of Caseload		
<b>135,645</b> +14,498 12.0% 		<b>Criminal</b>	16,760	12%	17.6% ▲	+2,512	<b>Criminal</b>	2023: 11.8%	2024: 12.4%
		<b>Traffic</b>	96,478	71%	10.3% ▲	+8,998	<b>Traffic</b>	72.2%	71.1%
		<b>Civil</b>	19,826	15%	14.7% ▲	+2,539	<b>Civil</b>	14.3%	14.6%
		<b>Civil Commitments</b>	2,581	2%	21.1% ▲	+449	<b>Civil Commitments</b>	1.8%	1.9%
		<b>GRAND TOTAL</b>	<b>135,645</b>	100%	12.0% ▲	+14,498	<b>GRAND TOTAL</b>	100%	100%

**Dispositions by Division & Code**

Division	Case Type Description	Code	Summary	Change	% Change	Absolute Change
<b>Criminal</b>	Misdemeanor	M	8,847	▲	+22.5%	+1,627
	Felony	F	5,904	▲	+12.1%	+636
	Capias	CA	1,485	▲	+22.7%	+275
	Show Cause	SC	370	▼	-6.8%	-27
	Civil Violation	CV	151	▲	+5.6%	+8
	Motion	MO	3	▼	-70.0%	-7
	<b>Total</b>			<b>16,760</b>	<b>▲</b>	<b>17.6%</b>
<b>Traffic</b>	Infraction	I	84,332	▲	+12.6%	+9,467
	Misdemeanor	M	10,492	▼	-4.4%	-479
	Capias	CA	688	▲	+14.1%	+85
	Show Cause	SC	354	▼	-5.3%	-20
	Felony	F	248	▲	+4.2%	+10
	Civil Violation	CV	240	↔		-
	Motion	MO	108	▼	-39.0%	-69
	Restricted Operators License	RL	16	▲	+77.8%	+7
	Other	O	0	▼	-100.0%	-3
<b>Total</b>			<b>96,478</b>	<b>▲</b>	<b>10.3%</b>	<b>+8,998</b>
<b>Civil</b>	Warrant in Debt	WD	8,188	▲	+22.3%	+1,491
	Unlawful Detainer	UD	5,454	▲	+22.7%	+1,009
	Garnishment	GA	3,489	▲	+7.0%	+227
	Admin License	AL	768	▼	-6.0%	-49
	Other	OT	317	▲	+22.9%	+59
	Preliminary Protective Order	PP	308	▼	-4.3%	-14
	Protective Order	PO	245	▲	+2.5%	+6
	Show Cause	SC	213	▲	+4.4%	+9
	Bond Forfeiture	BF	138	▼	-23.3%	-42
	Interrogatory	IN	138	▼	-18.3%	-31
	Zoning Violation	ZO	110	▼	-29.0%	-45
	Motion for Judgment	MJ	90	▼	-7.2%	-7
	Impoundment	IM	70	▲	+16.7%	+10
	Abstract	AJ	67	▼	-50.0%	-67
	Counter Claim	CC	66	▼	-18.5%	-15
	Overweight	OC	60	▼	-16.7%	-12
	Detinue	DT	46	▲	+119.0%	+25
	Tenants Assertion	TA	33	▼	-34.0%	-17
	Capias	CA	13	▼	-13.3%	-2
	Petition-Restore Arms	PR	8	▲	+60.0%	+3
Third Party Claim	TH	4	▲	+300.0%	+3	
Cross Claim	CR	1	▼	-66.7%	-2	
<b>Total</b>			<b>19,826</b>	<b>▲</b>	<b>14.7%</b>	<b>+2,539</b>
<b>Civil Commitments</b>	Temporary Detention Order	TD	1,150	▲	+17.1%	+168
	Mental Commitment	MC	1,138	▲	+28.4%	+252
	Emergency Custody Order	EC	182	▼	-13.7%	-29
	Other	OT	80	▲	+185.7%	+52
	Medical Emergency Temporary Detention Order	MT	23	▼	-8.0%	-2
	Petition	PT	8	▲	-	+8
<b>Total</b>			<b>2,581</b>	<b>▲</b>	<b>21.1%</b>	<b>+449</b>
<b>GRAND TOTAL</b>			<b>135,645</b>	<b>▲</b>	<b>12.0%</b>	<b>+14,498</b>

**CPSS - GCMS CASELOAD STATISTICS OF THE GENERAL DISTRICT COURTS**  
 January 2024 thru July 2024 Dispositions (Compared to January 2023 thru July 2023)

**Dispositions by Major Case Category\*\***

Category	Summary	Change	% Change	Absolute Change
Felony	6,152	▲	+11.7%	+646
Garnishment	3,627	▼	+5.7%	+196
General Civil	8,355	▲	+22.2%	+1,517
Infraction/Civil Violation	84,783	▼	+12.6%	+9,460
Involuntary Civil Commitments	88	▲	+214.3%	+60
Landlord /Tenant	5,487	▼	+22.1%	+992
Misdemeanor	19,465	▲	+6.0%	+1,110
Other	7,135	▲	+7.9%	+525
Protective Orders	553	▼	-1.4%	-8
<b>GRAND TOTAL</b>	<b>135,645</b>	▲	12.0%	+14,498

\* Compared to same time period as previous year  
 8/19/2024 3:37:29PM

\*\* Case Type Categories are defined in the 2017 Virginia Judicial Workload Assessment  
 Source: SCV-SQL-Information

2024 Overall GRAND TOTAL		Distribution of Caseload			Change*		Percentage (%) of Caseload		
<b>2,939</b>	+197 7.2%	<b>Criminal</b>	389	13%	38.4% ▲	+108	<b>Criminal</b>	2023 10.2%	2024 13.2%
2024	↑	<b>Traffic</b>	2,517	86%	3.4% ▲	+83	<b>Traffic</b>	88.8%	85.6%
2023		<b>Civil</b>	33	1%	22.2% ▲	+6	<b>Civil</b>	1.0%	1.1%
		<b>GRAND TOTAL</b>	<b>2,939</b>	100%	7.2% ▲	+197	<b>GRAND TOTAL</b>	100%	100%

Dispositions by Division & Code

Division	Case Type Description	Code	Summary	Change	% Change	Absolute Change
<b>Criminal</b>	Misdemeanor	M	334	▲	+40.9%	+97
	Capias	CA	44	▲	+18.9%	+7
	Show Cause	SC	10	▲	+233.3%	+7
	Civil Violation	CV	1	▼	-66.7%	-2
	Felony	F	0	▼	-100.0%	-1
	<b>Total</b>			<b>389</b>	<b>▲</b>	<b>38.4%</b>
<b>Traffic</b>	Infraction	I	2,159	▲	+3.4%	+71
	Misdemeanor	M	292	▲	+24.8%	+58
	Civil Violation	CV	35	▼	-59.3%	-51
	Capias	CA	20	▲	+42.9%	+6
	Show Cause	SC	11	▲	+10.0%	+1
	Other	O	0	▼	-100.0%	-2
	<b>Total</b>			<b>2,517</b>	<b>▲</b>	<b>3.4%</b>
<b>Civil</b>	Admin License	AL	23	▲	+9.5%	+2
	Zoning Violation	ZO	5	↔		-
	Impoundment	IM	2	▲	-	+2
	Protective Order	PO	2	▲	-	+2
	Bond Forfeiture	BF	1	↔		-
<b>Total</b>			<b>33</b>	<b>▲</b>	<b>22.2%</b>	<b>+6</b>
<b>GRAND TOTAL</b>			<b>2,939</b>	<b>▲</b>	<b>7.2%</b>	<b>+197</b>

Dispositions by Major Case Category\*\*

Category	Summary	Change	% Change	Absolute Change
Felony	0	▼	-100.0%	-1
Infraction/Civil Violation	2,195	▼	+0.7%	+16
Misdemeanor	631	▲	+32.6%	+155
Other	111	▲	+29.1%	+25
Protective Orders	2	▲	-	+2
<b>GRAND TOTAL</b>	<b>2,939</b>	<b>▲</b>	<b>7.2%</b>	<b>+197</b>

\* Compared to same time period as previous year  
 8/19/2024 3:37:29PM

\*\* Case Type Categories are defined in the 2017 Virginia Judicial Workload Assessment  
 Source: SCV-SQL-Information

2024 Overall GRAND TOTAL		Distribution of Caseload			Change*		Percentage (%) of Caseload		
<b>14,111</b>	+496 3.6%	<b>Criminal</b>	1,324	9%	11.5% ▲	+137	<b>Criminal</b>	2023 8.7%	2024 9.4%
2024		<b>Traffic</b>	11,090	79%	0.0% ▼	-2	<b>Traffic</b>	81.5%	78.6%
2023		<b>Civil</b>	1,634	12%	27.6% ▲	+353	<b>Civil</b>	9.4%	11.6%
		<b>Civil Commitments</b>	63	0%	14.5% ▲	+8	<b>Civil Commitments</b>	0.4%	0.4%
		<b>GRAND TOTAL</b>	<b>14,111</b>	100%	3.6% ▲	+496	<b>GRAND TOTAL</b>	100%	100%

**Dispositions by Division & Code**

Division	Case Type Description	Code	Summary	Change	% Change	Absolute Change
<b>Criminal</b>	Misdemeanor	M	749	▲	+11.3%	+76
	Felony	F	281	▲	+4.1%	+11
	Civil Violation	CV	104	▲	+19.5%	+17
	Show Cause	SC	97	▲	+31.1%	+23
	Capias	CA	90	▲	+8.4%	+7
	Restricted Operators License	RL	3	▲	-	+3
	<b>Total</b>			<b>1,324</b>	<b>▲</b>	<b>11.5%</b>
<b>Traffic</b>	Infraction	I	9,514	▼	-0.4%	-43
	Misdemeanor	M	1,513	▲	+3.3%	+48
	Felony	F	24	▼	-22.6%	-7
	Capias	CA	23	▼	-11.5%	-3
	Show Cause	SC	14	▲	+75.0%	+6
	Civil Violation	CV	1	▼	-80.0%	-4
	Other	O	1	▲	-	+1
<b>Total</b>			<b>11,090</b>	<b>▼</b>	<b>0.0%</b>	<b>-2</b>
<b>Civil</b>	Warrant in Debt	WD	723	▲	+35.6%	+190
	Garnishment	GA	381	▲	+22.9%	+71
	Unlawful Detainer	UD	193	▲	+72.3%	+81
	Admin License	AL	99	▲	+10.0%	+9
	Protective Order	PO	40	▲	+25.0%	+8
	Preliminary Protective Order	PP	37	▼	-5.1%	-2
	Other	OT	36	▼	-30.8%	-16
	Show Cause	SC	30	▲	+130.8%	+17
	Interrogatory	IN	26	▲	+44.4%	+8
	Abstract	AJ	19	▼	-9.5%	-2
	Impoundment	IM	14	▼	-41.7%	-10
	Detinue	DT	8	▼	-38.5%	-5
	Zoning Violation	ZO	8	▲	+33.3%	+2
	Motion for Judgment	MJ	6	▲	-	+6
	Counter Claim	CC	4	▲	+100.0%	+2
	Overweight	OC	4	▼	-50.0%	-4
	Tenants Assertion	TA	4	▼	-20.0%	-1
	Bond Forfeiture	BF	1	▲	-	+1
	Capias	CA	1	▲	-	+1
	<b>Total</b>			<b>1,634</b>	<b>▲</b>	<b>27.6%</b>
<b>Civil Commitments</b>	Temporary Detention Order	TD	43	▲	+19.4%	+7
	Emergency Custody Order	EC	20	▲	+5.3%	+1
<b>Total</b>			<b>63</b>	<b>▲</b>	<b>14.5%</b>	<b>+8</b>
<b>GRAND TOTAL</b>			<b>14,111</b>	<b>▲</b>	<b>3.6%</b>	<b>+496</b>

**Dispositions by Major Case Category\*\***

Category	Summary	Change	% Change	Absolute Change
Felony	305	▼	+1.3%	+4
Garnishment	407	▲	+24.1%	+79
General Civil	744	▲	+33.1%	+185
Infraction/Civil Violation	9,624	▲	-0.3%	-33

\* Compared to same time period as previous year  
 8/19/2024 3:37:29PM

\*\* Case Type Categories are defined in the 2017 Virginia Judicial Workload Assessment  
 Source: SCV-SQL-Information

**CPSS - GCMS CASELOAD STATISTICS OF THE GENERAL DISTRICT COURTS**

January 2024 thru July 2024 Dispositions (Compared to January 2023 thru July 2023)

Landlord /Tenant	197	▲	+68.4%	+80
Misdemeanor	2,273	▲	+6.0%	+128
Other	484	▲	+10.8%	+47
Protective Orders	77	▲	+8.5%	+6
<b>GRAND TOTAL</b>	<b>14,111</b>	▲	3.6%	+496

\* Compared to same time period as previous year  
8/19/2024 3:37:29PM

\*\* Case Type Categories are defined in the 2017 Virginia Judicial Workload Assessment  
Source: SCV-SQL-Information

2024 Overall GRAND TOTAL		Distribution of Caseload			Change*		Percentage (%) of Caseload		
<b>35,674</b>	-1,735 -4.6%	<b>Criminal</b>	3,773	11%	3.1% ▲	+112	<b>Criminal</b>	2023 9.8%	2024 10.6%
2024		<b>Traffic</b>	20,225	57%	0.0% ▲	+6	<b>Traffic</b>	54.0%	56.7%
2023		<b>Civil</b>	11,143	31%	-14.1% ▼	-1,825	<b>Civil</b>	34.7%	31.2%
		<b>Civil Commitments</b>	533	1%	-5.0% ▼	-28	<b>Civil Commitments</b>	1.5%	1.5%
		<b>GRAND TOTAL</b>	<b>35,674</b>	100%	-4.6% ▼	-1,735	<b>GRAND TOTAL</b>	100%	100%

**Dispositions by Division & Code**

Division	Case Type Description	Code	Summary	Change	% Change	Absolute Change
<b>Criminal</b>	Misdemeanor	M	2,062	▲	+5.7%	+111
	Felony	F	1,011	▼	-0.3%	-3
	Capias	CA	313	▼	-6.8%	-23
	Show Cause	SC	209	▲	+4.0%	+8
	Civil Violation	CV	178	▲	+11.9%	+19
	<b>Total</b>			<b>3,773</b>	▲	<b>3.1%</b>
<b>Traffic</b>	Infraction	I	17,580	▼	-1.4%	-247
	Misdemeanor	M	2,508	▲	+10.6%	+241
	Capias	CA	64	▲	+8.5%	+5
	Felony	F	40	▲	+2.6%	+1
	Show Cause	SC	28	▲	+21.7%	+5
	Civil Violation	CV	2	▲	-	+2
	Restricted Operators License	RL	2	▼	-50.0%	-2
	Other	O	1	▲	-	+1
	<b>Total</b>			<b>20,225</b>	▲	<b>0.0%</b>
<b>Civil</b>	Warrant in Debt	WD	7,451	▼	-6.9%	-550
	Garnishment	GA	1,691	▼	-47.4%	-1,524
	Unlawful Detainer	UD	982	▲	+8.5%	+77
	Admin License	AL	236	▲	+69.8%	+97
	Show Cause	SC	168	▲	+19.1%	+27
	Interrogatory	IN	154	▲	+6.9%	+10
	Preliminary Protective Order	PP	132	▲	+22.2%	+24
	Protective Order	PO	112	▲	+9.8%	+10
	Other	OT	80	▲	-8.0%	-7
	Impoundment	IM	27	▲	+68.8%	+11
	Bond Forfeiture	BF	25	▲	+150.0%	+15
	Abstract	AJ	21	▼	-50.0%	-21
	Counter Claim	CC	19	↔	-	-
	Tenants Assertion	TA	11	▲	+57.1%	+4
	Capias	CA	9	▼	-35.7%	-5
	Detinue	DT	8	↔	-	-
	Overweight	OC	5	▼	-16.7%	-1
	Third Party Claim	TH	5	▲	-	+5
	Mechanic's Lien	ML	3	▲	+200.0%	+2
	Motion for Judgment	MJ	2	▲	-	+2
	Cross Claim	CR	1	▲	-	+1
	Petition-Restore Arms	PR	1	↔	-	-
	Interrogatory-Not	IC	0	▼	-100.0%	-1
Restricted Operators License	RL	0	▼	-100.0%	-1	
<b>Total</b>			<b>11,143</b>	▼	<b>-14.1%</b>	<b>-1,825</b>
<b>Civil Commitments</b>	Temporary Detention Order	TD	235	▼	-6.4%	-16
	Mental Commitment	MC	219	▲	+6.3%	+13
	Emergency Custody Order	EC	61	▼	-26.5%	-22
	Other	OT	11	▼	-38.9%	-7
	Medical Emergency Temporary Detention Order	MT	5	▲	+150.0%	+3
	Petition	PT	2	▲	+100.0%	+1
<b>Total</b>			<b>533</b>	▼	<b>-5.0%</b>	<b>-28</b>
<b>GRAND TOTAL</b>			<b>35,674</b>	▼	-4.6%	-1,735

\* Compared to same time period as previous year  
 8/19/2024 3:37:29PM

\*\* Case Type Categories are defined in the 2017 Virginia Judicial Workload Assessment  
 Source: SCV-SQL-Information

**Dispositions by Major Case Category\*\***

Category	Summary	Change	% Change	Absolute Change
Felony	1,051	▲	-0.2%	-2
Garnishment	1,845	▼	-45.1%	-1,514
General Civil	7,482	▲	-6.8%	-544
Infraction/Civil Violation	17,766	▲	-1.3%	-226
Involuntary Civil Commitments	13	▲	-31.6%	-6
Landlord /Tenant	993	▲	+8.9%	+81
Misdemeanor	4,572	▼	+8.3%	+349
Other	1,708	▲	+5.8%	+93
Protective Orders	244	▲	+16.2%	+34
<b>GRAND TOTAL</b>	<b>35,674</b>	▼	-4.6%	-1,735

\* Compared to same time period as previous year  
 8/19/2024 3:37:29PM

\*\* Case Type Categories are defined in the 2017 Virginia Judicial Workload Assessment  
 Source: SCV-SQL-Information

2024 Overall GRAND TOTAL		Distribution of Caseload			Change*		Percentage (%) of Caseload		
<b>2,786</b>	+601 27.5%	<b>Criminal</b>	224	8%	41.8% ▲	+66	<b>Criminal</b>	2023 7.2%	2024 8.0%
2024	↑	<b>Traffic</b>	2,447	88%	28.2% ▲	+539	<b>Traffic</b>	87.3%	87.8%
2023		<b>Civil</b>	112	4%	-0.9% ▼	-1	<b>Civil</b>	5.2%	4.0%
		<b>Civil Commitments</b>	3	0%	-50.0% ▼	-3	<b>Civil Commitments</b>	0.3%	0.1%
		<b>GRAND TOTAL</b>	<b>2,786</b>	100%	27.5% ▲	+601	<b>GRAND TOTAL</b>	100%	100%

**Dispositions by Division & Code**

Division	Case Type Description	Code	Summary	Change	% Change	Absolute Change
<b>Criminal</b>	Misdemeanor	M	116	▲	+33.3%	+29
	Felony	F	64	▲	+100.0%	+32
	Show Cause	SC	19	▲	+26.7%	+4
	Capias	CA	18	▲	+28.6%	+4
	Civil Violation	CV	7	▼	-30.0%	-3
	<b>Total</b>			<b>224</b>	<b>▲</b>	<b>41.8%</b>
<b>Traffic</b>	Infraction	I	2,063	▲	+25.5%	+419
	Misdemeanor	M	368	▲	+48.4%	+120
	Capias	CA	7	▲	+16.7%	+1
	Felony	F	4	▲	+33.3%	+1
	Show Cause	SC	4	▼	-20.0%	-1
	Restricted Operators License	RL	1	▼	-50.0%	-1
	<b>Total</b>			<b>2,447</b>	<b>▲</b>	<b>28.2%</b>
<b>Civil</b>	Warrant in Debt	WD	44	▲	+83.3%	+20
	Admin License	AL	24	▲	+14.3%	+3
	Garnishment	GA	20	▲	+33.3%	+5
	Impoundment	IM	10	▼	-60.0%	-15
	Unlawful Detainer	UD	6	▼	-14.3%	-1
	Preliminary Protective Order	PP	3	▼	-57.1%	-4
	Abstract	AJ	1	▲	-	+1
	Counter Claim	CC	1	▲	-	+1
	Detinue	DT	1	▲	-	+1
	Other	OT	1	▼	-85.7%	-6
	Protective Order	PO	1	▼	-85.7%	-6
<b>Total</b>			<b>112</b>	<b>▼</b>	<b>-0.9%</b>	<b>-1</b>
<b>Civil Commitments</b>	Temporary Detention Order	TD	3	↔	-	-
	Emergency Custody Order	EC	0	▼	-100.0%	-2
	Mental Commitment	MC	0	▼	-100.0%	-1
<b>Total</b>			<b>3</b>	<b>▼</b>	<b>-50.0%</b>	<b>-3</b>
<b>GRAND TOTAL</b>			<b>2,786</b>	<b>▲</b>	<b>27.5%</b>	<b>+601</b>

**Dispositions by Major Case Category\*\***

Category	Summary	Change	% Change	Absolute Change
Felony	68	▲	+94.3%	+33
Garnishment	20	▲	+33.3%	+5
General Civil	45	▲	+73.1%	+19
Infraction/Civil Violation	2,070	▼	+25.2%	+416
Landlord /Tenant	6	▼	-14.3%	-1
Misdemeanor	485	▲	+43.9%	+148
Other	88	▲	-9.3%	-9
Protective Orders	4	▼	-71.4%	-10
<b>GRAND TOTAL</b>	<b>2,786</b>	<b>▲</b>	<b>27.5%</b>	<b>+601</b>

\* Compared to same time period as previous year  
 8/19/2024 3:37:29PM

\*\* Case Type Categories are defined in the 2017 Virginia Judicial Workload Assessment  
 Source: SCV-SQL-Information



2024 Overall GRAND TOTAL		Distribution of Caseload			Change*		Percentage (%) of Caseload		
<b>6,956</b>	+1,535 28.3%	<b>Criminal</b>	1,066	15%	27.5% ▲	+230	<b>Criminal</b>	2023 15.4%	2024 15.3%
2024	↑	<b>Traffic</b>	3,818	55%	38.0% ▲	+1,051	<b>Traffic</b>	51.0%	54.9%
2023		<b>Civil</b>	1,906	27%	13.7% ▲	+230	<b>Civil</b>	30.9%	27.4%
		<b>Civil Commitments</b>	166	2%	16.9% ▲	+24	<b>Civil Commitments</b>	2.6%	2.4%
		<b>GRAND TOTAL</b>	<b>6,956</b>	100%	28.3% ▲	+1,535	<b>GRAND TOTAL</b>	100%	100%

**Dispositions by Division & Code**

Division	Case Type Description	Code	Summary	Change	% Change	Absolute Change
<b>Criminal</b>	Misdemeanor	M	579	▲	+7.8%	+42
	Felony	F	321	▲	+70.7%	+133
	Civil Violation	CV	78	▲	+225.0%	+54
	Capias	CA	60	▲	+5.3%	+3
	Show Cause	SC	28	▼	-6.7%	-2
	<b>Total</b>			<b>1,066</b>	<b>▲</b>	<b>27.5%</b>
<b>Traffic</b>	Infraction	I	2,791	▲	+46.4%	+884
	Misdemeanor	M	976	▲	+24.5%	+192
	Show Cause	SC	21	↔		-
	Capias	CA	15	▼	-50.0%	-15
	Felony	F	10	▼	-41.2%	-7
	Civil Violation	CV	5	▼	-37.5%	-3
	<b>Total</b>			<b>3,818</b>	<b>▲</b>	<b>38.0%</b>
<b>Civil</b>	Warrant in Debt	WD	785	▲	+36.5%	+210
	Garnishment	GA	473	▼	-3.7%	-18
	Unlawful Detainer	UD	301	▲	+15.3%	+40
	Detinue	DT	94	▲	+49.2%	+31
	Other	OT	81	▼	-9.0%	-8
	Protective Order	PO	48	↔		-
	Preliminary Protective Order	PP	46	▼	-2.1%	-1
	Bond Forfeiture	BF	30	▼	-14.3%	-5
	Admin License	AL	26	▼	-18.8%	-6
	Overweight	OC	6	▲	+100.0%	+3
	Tenants Assertion	TA	6	▲	+200.0%	+4
	Abstract	AJ	4	▼	-42.9%	-3
	Interrogatory	IN	3	▼	-57.1%	-4
	Impoundment	IM	1	▼	-88.9%	-8
	Petition-Restore Arms	PR	1	↔		-
	Show Cause	SC	1	↔		-
	Counter Claim	CC	0	▼	-100.0%	-2
	Distress Seizure	DS	0	▼	-100.0%	-1
	Motion for Judgment	MJ	0	▼	-100.0%	-1
	Third Party Claim	TH	0	▼	-100.0%	-1
<b>Total</b>			<b>1,906</b>	<b>▲</b>	<b>13.7%</b>	<b>+230</b>
<b>Civil Commitments</b>	Temporary Detention Order	TD	86	▲	+17.8%	+13
	Emergency Custody Order	EC	56	▲	+19.1%	+9
	Mental Commitment	MC	24	▲	+9.1%	+2
	<b>Total</b>			<b>166</b>	<b>▲</b>	<b>16.9%</b>
<b>GRAND TOTAL</b>			<b>6,956</b>	<b>▲</b>	<b>28.3%</b>	<b>+1,535</b>

**Dispositions by Major Case Category\*\***

Category	Summary	Change	% Change	Absolute Change
Felony	331	▲	+61.5%	+126
Garnishment	476	▼	-4.4%	-22
General Civil	882	▼	+37.0%	+238
Infraction/Civil Violation	2,880	▲	+48.3%	+938
Landlord /Tenant	307	▲	+16.7%	+44
Misdemeanor	1,555	▲	+17.7%	+234

\* Compared to same time period as previous year  
 8/19/2024 3:37:29PM

\*\* Case Type Categories are defined in the 2017 Virginia Judicial Workload Assessment  
 Source: SCV-SQL-Information

**CPSS - GCMS CASELOAD STATISTICS OF THE GENERAL DISTRICT COURTS**

January 2024 thru July 2024 Dispositions (Compared to January 2023 thru July 2023)

Other	431	▼	-4.9%	-22
Protective Orders	94	▼	-1.1%	-1
<b>GRAND TOTAL</b>	<b>6,956</b>	▲	28.3%	+1,535

\* Compared to same time period as previous year  
8/19/2024 3:37:29PM

\*\* Case Type Categories are defined in the 2017 Virginia Judicial Workload Assessment  
Source: SCV-SQL-Information

2024 Overall GRAND TOTAL		Distribution of Caseload			Change*		Percentage (%) of Caseload			
<b>2,812</b>	-720 -20.4%	<b>Criminal</b>	478	17%	-13.6%	▼	-75	<b>Criminal</b>	2023: 15.7%	2024: 17.0%
2024		<b>Traffic</b>	1,381	49%	-35.4%	▼	-758	<b>Traffic</b>	60.6%	49.1%
2023		<b>Civil</b>	807	29%	13.5%	▲	+96	<b>Civil</b>	20.1%	28.7%
		<b>Civil Commitments</b>	146	5%	13.2%	▲	+17	<b>Civil Commitments</b>	3.7%	5.2%
		<b>GRAND TOTAL</b>	<b>2,812</b>	100%	-20.4%	▼	-720	<b>GRAND TOTAL</b>	100%	100%

Dispositions by Division & Code

Division	Case Type Description	Code	Summary	Change	% Change	Absolute Change
<b>Criminal</b>	Misdemeanor	M	266	▼	-15.3%	-48
	Felony	F	137	▼	-20.8%	-36
	Capias	CA	35	▲	+2.9%	+1
	Show Cause	SC	34	▲	+17.2%	+5
	Civil Violation	CV	6	▲	+100.0%	+3
	<b>Total</b>			<b>478</b>	▼	<b>-13.6%</b>
<b>Traffic</b>	Infraction	I	978	▼	-40.8%	-675
	Misdemeanor	M	348	▼	-21.8%	-97
	Show Cause	SC	22	↔		-
	Capias	CA	17	▲	+142.9%	+10
	Felony	F	9	▲	+12.5%	+1
	Civil Violation	CV	7	▲	+75.0%	+3
	<b>Total</b>			<b>1,381</b>	▼	<b>-35.4%</b>
<b>Civil</b>	Unlawful Detainer	UD	274	▲	+37.0%	+74
	Warrant in Debt	WD	256	▲	+73.0%	+108
	Garnishment	GA	177	▼	-33.5%	-89
	Other	OT	32	▲	+45.5%	+10
	Admin License	AL	23	▲	+9.5%	+2
	Bond Forfeiture	BF	12	▼	-40.0%	-8
	Protective Order	PO	9	▲	+28.6%	+2
	Preliminary Protective Order	PP	8	↔		-
	Impoundment	IM	6	▼	-25.0%	-2
	Interrogatory	IN	4	▲	+300.0%	+3
	Show Cause	SC	3	▲		+3
	Abstract	AJ	2	▼	-50.0%	-2
	Detinue	DT	1	▼	-80.0%	-4
	Counter Claim	CC	0	▼	-100.0%	-1
	<b>Total</b>			<b>807</b>	▲	<b>13.5%</b>
<b>Civil Commitments</b>	Emergency Custody Order	EC	58	▼	-12.1%	-8
	Temporary Detention Order	TD	48	▲	+23.1%	+9
	Mental Commitment	MC	39	▲	+62.5%	+15
	Other	OT	1	▲		+1
	<b>Total</b>			<b>146</b>	▲	<b>13.2%</b>
<b>GRAND TOTAL</b>			<b>2,812</b>	▼	-20.4%	-720

Dispositions by Major Case Category\*\*

Category	Summary	Change	% Change	Absolute Change
Felony	146	▼	-19.3%	-35
Garnishment	181	▲	-32.2%	-86
General Civil	260	▲	+68.8%	+106
Infraction/Civil Violation	991	▲	-40.3%	-669
Involuntary Civil Commitments	1	▲	-	+1
Landlord /Tenant	274	▲	+37.0%	+74
Misdemeanor	614	▼	-19.1%	-145
Other	328	▲	+10.8%	+32
Protective Orders	17	▲	+13.3%	+2

**CPSS - GCMS CASELOAD STATISTICS OF THE GENERAL DISTRICT COURTS**  
January 2024 thru July 2024 Dispositions (Compared to January 2023 thru July 2023)

---

<i><b>GRAND TOTAL</b></i>	<b>2,812</b>	▼	-20.4%	-720
---------------------------	--------------	---	--------	------

---

\* Compared to same time period as previous year  
8/19/2024 3:37:29PM

\*\* Case Type Categories are defined in the 2017 Virginia Judicial Workload Assessment  
Source: SCV-SQL-Information

2024 Overall GRAND TOTAL		Distribution of Caseload			Change*		Percentage (%) of Caseload		
<b>2,102</b>	+385 22.4%	<b>Criminal</b>	288	14%	0.3% ▲	+1	<b>Criminal</b>	2023 16.7%	2024 13.7%
2024		<b>Traffic</b>	1,511	72%	32.5% ▲	+371	<b>Traffic</b>	66.4%	71.9%
2023		<b>Civil</b>	293	14%	12.7% ▲	+33	<b>Civil</b>	15.1%	13.9%
		<b>Civil Commitments</b>	10	0%	-66.7% ▼	-20	<b>Civil Commitments</b>	1.7%	0.5%
		<b>GRAND TOTAL</b>	<b>2,102</b>	100%	22.4% ▲	+385	<b>GRAND TOTAL</b>	100%	100%

**Dispositions by Division & Code**

Division	Case Type Description	Code	Summary	Change	% Change	Absolute Change
<b>Criminal</b>	Misdemeanor	M	163	▼	-1.2%	-2
	Felony	F	95	▲	+43.9%	+29
	Capias	CA	18	▼	-25.0%	-6
	Civil Violation	CV	6	▼	-14.3%	-1
	Show Cause	SC	6	▼	-76.0%	-19
	<b>Total</b>			<b>288</b>	▲	<b>0.3%</b>
<b>Traffic</b>	Infraction	I	1,215	▲	+38.5%	+338
	Misdemeanor	M	285	▲	+13.5%	+34
	Felony	F	9	▲	+50.0%	+3
	Capias	CA	1	▼	-80.0%	-4
	Show Cause	SC	1	↔		-
	<b>Total</b>			<b>1,511</b>	▲	<b>32.5%</b>
<b>Civil</b>	Warrant in Debt	WD	139	▲	+23.0%	+26
	Garnishment	GA	67	▲	+21.8%	+12
	Other	OT	21	▲	+133.3%	+12
	Unlawful Detainer	UD	19	▼	-44.1%	-15
	Preliminary Protective Order	PP	15	▲	+87.5%	+7
	Protective Order	PO	11	▲	+22.2%	+2
	Admin License	AL	7	▲	+16.7%	+1
	Detinue	DT	5	▲	+150.0%	+3
	Bond Forfeiture	BF	4	▼	-66.7%	-8
	Abstract	AJ	2	▲	-	+2
	Counter Claim	CC	2	▲	-	+2
	Petition-Restore Arms	PR	1	▲	-	+1
	Capias	CA	0	▼	-100.0%	-2
	Interrogatory	IN	0	▼	-100.0%	-2
	Motion for Judgment	MJ	0	▼	-100.0%	-1
	Overweight	OC	0	▼	-100.0%	-4
Show Cause	SC	0	▼	-100.0%	-3	
<b>Total</b>			<b>293</b>	▲	<b>12.7%</b>	<b>+33</b>
<b>Civil Commitments</b>	Temporary Detention Order	TD	10	▼	-52.4%	-11
	Emergency Custody Order	EC	0	▼	-100.0%	-9
	<b>Total</b>		<b>10</b>	▼	<b>-66.7%</b>	<b>-20</b>
<b>GRAND TOTAL</b>			<b>2,102</b>	▲	22.4%	+385


**Dispositions by Major Case Category\*\***

Category	Summary	Change	% Change	Absolute Change
Felony	104	▲	+44.4%	+32
Garnishment	67	▼	+17.5%	+10
General Civil	145	▲	+25.0%	+29
Infraction/Civil Violation	1,221	▼	+37.5%	+333
Landlord /Tenant	19	▼	-44.1%	-15
Misdemeanor	448	▲	+7.7%	+32
Other	72	▲	-38.5%	-45
Protective Orders	26	▲	+52.9%	+9
<b>GRAND TOTAL</b>	<b>2,102</b>	▲	22.4%	+385

\* Compared to same time period as previous year  
 8/19/2024 3:37:29PM

\*\* Case Type Categories are defined in the 2017 Virginia Judicial Workload Assessment  
 Source: SCV-SQL-Information



2024 Overall GRAND TOTAL		Distribution of Caseload			Change*		Percentage (%) of Caseload		
<b>8,660</b>	-144 -1.6%	<b>Criminal</b>	2,422	28%	1.4% ▲	+34	<b>Criminal</b>	2023 27.1%	2024 28.0%
		<b>Traffic</b>	2,747	32%	-0.8% ▼	-21	<b>Traffic</b>	31.4%	31.7%
		<b>Civil</b>	2,779	32%	-6.7% ▼	-198	<b>Civil</b>	33.8%	32.1%
		<b>Civil Commitments</b>	712	8%	6.1% ▲	+41	<b>Civil Commitments</b>	7.6%	8.2%
		<b>GRAND TOTAL</b>	<b>8,660</b>	100%	-1.6% ▼	-144	<b>GRAND TOTAL</b>	100%	100%

**Dispositions by Division & Code**

Division	Case Type Description	Code	Summary	Change	% Change	Absolute Change
<b>Criminal</b>	Misdemeanor	M	1,474	▼	-0.3%	-5
	Felony	F	598	▲	+4.5%	+26
	Capias	CA	261	▲	+7.4%	+18
	Show Cause	SC	45	▼	-10.0%	-5
	Civil Violation	CV	40	▲	+21.2%	+7
	Motion	MO	2	▲	+100.0%	+1
	Restricted Operators License	RL	2	▼	-80.0%	-8
	<b>Total</b>			<b>2,422</b>	<b>▲</b>	<b>1.4%</b>
<b>Traffic</b>	Infraction	I	1,937	▲	+0.2%	+4
	Misdemeanor	M	752	▼	-0.4%	-3
	Capias	CA	37	▼	-28.8%	-15
	Felony	F	17	▲	+13.3%	+2
	Civil Violation	CV	2	▲	-	+2
	Other	O	1	▲	-	+1
	Restricted Operators License	RL	1	▼	-87.5%	-7
	Show Cause	SC	0	▼	-100.0%	-5
<b>Total</b>			<b>2,747</b>	<b>▼</b>	<b>-0.8%</b>	<b>-21</b>
<b>Civil</b>	Warrant in Debt	WD	840	▲	+8.7%	+67
	Unlawful Detainer	UD	742	▼	-4.3%	-33
	Garnishment	GA	558	▼	-10.0%	-62
	Detinue	DT	242	▼	-42.7%	-180
	Other	OT	191	▼	+1.6%	+3
	Protective Order	PO	76	▲	+40.7%	+22
	Preliminary Protective Order	PP	66	▲	+24.5%	+13
	Admin License	AL	30	▼	-16.7%	-6
	Bond Forfeiture	BF	15	▼	-31.8%	-7
	Tenants Assertion	TA	7	▲	+75.0%	+3
	Impoundment	IM	6	▲	+50.0%	+2
	Interrogatory	IN	2	▼	-33.3%	-1
	Motion for Judgment	MJ	2	↔	-	-
	Abstract	AJ	1	▼	-88.9%	-8
	Petition-Restore Arms	PR	1	▼	-80.0%	-4
	Counter Claim	CC	0	▼	-100.0%	-3
	Mechanic's Lien	ML	0	▼	-100.0%	-1
Show Cause	SC	0	▼	-100.0%	-3	
<b>Total</b>			<b>2,779</b>	<b>▼</b>	<b>-6.7%</b>	<b>-198</b>
<b>Civil Commitments</b>	Mental Commitment	MC	341	▲	+11.8%	+36
	Temporary Detention Order	TD	156	▲	+19.1%	+25
	Other	OT	147	▲	+13.1%	+17
	Emergency Custody Order	EC	63	▼	-33.0%	-31
	Petition	PT	4	▼	-42.9%	-3
	Medical Emergency Temporary Detention Order	MT	1	▼	-66.7%	-2
	Medical Emergency Custody Order	ME	0	▼	-100.0%	-1
<b>Total</b>			<b>712</b>	<b>▲</b>	<b>6.1%</b>	<b>+41</b>
<b>GRAND TOTAL</b>			<b>8,660</b>	<b>▼</b>	<b>-1.6%</b>	<b>-144</b>

\* Compared to same time period as previous year  
 8/19/2024 3:37:29PM

\*\* Case Type Categories are defined in the 2017 Virginia Judicial Workload Assessment  
 Source: SCV-SQL-Information

**CPSS - GCMS CASELOAD STATISTICS OF THE GENERAL DISTRICT COURTS**  
 January 2024 thru July 2024 Dispositions (Compared to January 2023 thru July 2023)

**Dispositions by Major Case Category\*\***

Category	Summary	Change	% Change	Absolute Change
Felony	615	▲	+4.8%	+28
Garnishment	560	▼	-10.1%	-63
General Civil	1,089	▼	-10.0%	-121
Infraction/Civil Violation	1,980	▲	+0.7%	+14
Involuntary Civil Commitments	151	▼	+10.2%	+14
Landlord /Tenant	749	▲	-3.9%	-30
Misdemeanor	2,229	▼	-1.0%	-23
Other	1,145	▼	+0.2%	+2
Protective Orders	142	▲	+32.7%	+35
<b>GRAND TOTAL</b>	<b>8,660</b>	▼	-1.6%	-144

\* Compared to same time period as previous year  
 8/19/2024 3:37:29PM

\*\* Case Type Categories are defined in the 2017 Virginia Judicial Workload Assessment  
 Source: SCV-SQL-Information



2024 Overall GRAND TOTAL		Distribution of Caseload			Change*		Percentage (%) of Caseload		
<b>7,108</b>	+1,266 21.7%	<b>Criminal</b>	1,131	16%	13.3% ▲	+133	<b>Criminal</b>	2023 17.1%	2024 15.9%
2024		<b>Traffic</b>	4,373	62%	26.6% ▲	+918	<b>Traffic</b>	59.1%	61.5%
2023		<b>Civil</b>	1,491	21%	18.8% ▲	+236	<b>Civil</b>	21.5%	21.0%
		<b>Civil Commitments</b>	113	2%	-15.7% ▼	-21	<b>Civil Commitments</b>	2.3%	1.6%
		<b>GRAND TOTAL</b>	<b>7,108</b>	100%	21.7% ▲	+1,266	<b>GRAND TOTAL</b>	100%	100%

**Dispositions by Division & Code**

Division	Case Type Description	Code	Summary	Change	% Change	Absolute Change
<b>Criminal</b>	Misdemeanor	M	696	▲	+10.3%	+65
	Felony	F	257	▲	+12.7%	+29
	Capias	CA	106	▲	+20.5%	+18
	Civil Violation	CV	39	▲	+116.7%	+21
	Show Cause	SC	33	↔		-
	<b>Total</b>			<b>1,131</b>	<b>▲</b>	<b>13.3%</b>
<b>Traffic</b>	Infraction	I	3,675	▲	+30.2%	+853
	Misdemeanor	M	641	▲	+12.7%	+72
	Capias	CA	41	▼	-6.8%	-3
	Felony	F	11	▼	-31.3%	-5
	Civil Violation	CV	3	▼	-25.0%	-1
	Show Cause	SC	2	▲	-	+2
<b>Total</b>			<b>4,373</b>	<b>▲</b>	<b>26.6%</b>	<b>+918</b>
<b>Civil</b>	Warrant in Debt	WD	662	▲	+34.3%	+169
	Garnishment	GA	375	▲	+3.6%	+13
	Unlawful Detainer	UD	132	▼	-20.5%	-34
	Other	OT	91	▼	+44.4%	+28
	Admin License	AL	43	▲	+13.2%	+5
	Preliminary Protective Order	PP	43	▲	+87.0%	+20
	Detinue	DT	41	▲	+20.6%	+7
	Interrogatory	IN	25	▲	+31.6%	+6
	Bond Forfeiture	BF	18	▲	+38.5%	+5
	Impoundment	IM	18	▲	+50.0%	+6
	Show Cause	SC	16	▲	+60.0%	+6
	Abstract	AJ	12	▲	+300.0%	+9
	Protective Order	PO	8	▼	-11.1%	-1
	Counter Claim	CC	3	↔		-
	Petition-Restore Arms	PR	2	↔		-
	Motion for Judgment	MJ	1	▲	-	+1
Tenants Assertion	TA	1	▼	-80.0%	-4	
<b>Total</b>			<b>1,491</b>	<b>▲</b>	<b>18.8%</b>	<b>+236</b>
<b>Civil Commitments</b>	Temporary Detention Order	TD	66	▼	-5.7%	-4
	Emergency Custody Order	EC	43	▼	-15.7%	-8
	Mental Commitment	MC	3	▼	-75.0%	-9
	Medical Emergency Temporary Detention Order	MT	1	▲	-	+1
	Petition	PT	0	▼	-100.0%	-1
<b>Total</b>			<b>113</b>	<b>▼</b>	<b>-15.7%</b>	<b>-21</b>
<b>GRAND TOTAL</b>			<b>7,108</b>	<b>▲</b>	<b>21.7%</b>	<b>+1,266</b>

**Dispositions by Major Case Category\*\***

Category	Summary	Change	% Change	Absolute Change
Felony	268	▼	+9.8%	+24
Garnishment	400	▲	+5.0%	+19
General Civil	707	▲	+32.6%	+174
Infraction/Civil Violation	3,717	▲	+30.7%	+873
Involuntary Civil Commitments	0	▼	-100.0%	-1
Landlord /Tenant	133	▼	-22.2%	-38
Misdemeanor	1,337	▲	+11.4%	+137

\* Compared to same time period as previous year  
 8/19/2024 3:37:29PM

\*\* Case Type Categories are defined in the 2017 Virginia Judicial Workload Assessment  
 Source: SCV-SQL-Information

**CPSS - GCMS CASELOAD STATISTICS OF THE GENERAL DISTRICT COURTS**  
 January 2024 thru July 2024 Dispositions (Compared to January 2023 thru July 2023)

Other	495	▲	+13.5%	+59
Protective Orders	51	▲	+59.4%	+19
<b>GRAND TOTAL</b>	<b>7,108</b>	▲	21.7%	+1,266

\* Compared to same time period as previous year  
 8/19/2024 3:37:29PM

\*\* Case Type Categories are defined in the 2017 Virginia Judicial Workload Assessment  
 Source: SCV-SQL-Information

2024 Overall GRAND TOTAL		Distribution of Caseload			Change*		Percentage (%) of Caseload		
<b>6,994</b>	+940 15.5%	<b>Criminal</b>	565	8%	0.5% ▲	+3	<b>Criminal</b>	2023 9.3%	2024 8.1%
2024		<b>Traffic</b>	4,582	66%	21.2% ▲	+802	<b>Traffic</b>	62.4%	65.5%
2023		<b>Civil</b>	1,728	25%	8.5% ▲	+135	<b>Civil</b>	26.3%	24.7%
		<b>Civil Commitments</b>	119	2%	0.0%	0	<b>Civil Commitments</b>	2.0%	1.7%
		<b>GRAND TOTAL</b>	<b>6,994</b>	100%	15.5% ▲	+940	<b>GRAND TOTAL</b>	100%	100%

Dispositions by Division & Code

Division	Case Type Description	Code	Summary	Change	% Change	Absolute Change
<b>Criminal</b>	Misdemeanor	M	372	▲	+3.9%	+14
	Felony	F	117	▼	-1.7%	-2
	Capias	CA	47	▲	+6.8%	+3
	Show Cause	SC	15	▼	-25.0%	-5
	Civil Violation	CV	14	▼	-33.3%	-7
	<b>Total</b>			<b>565</b>	<b>▲</b>	<b>0.5%</b>
<b>Traffic</b>	Infraction	I	3,817	▲	+19.5%	+623
	Misdemeanor	M	744	▲	+35.3%	+194
	Capias	CA	12	▼	-50.0%	-12
	Felony	F	6	▼	-25.0%	-2
	Show Cause	SC	2	▼	-50.0%	-2
	Civil Violation	CV	1	▲	-	+1
	<b>Total</b>			<b>4,582</b>	<b>▲</b>	<b>21.2%</b>
<b>Civil</b>	Warrant in Debt	WD	919	▲	+16.6%	+131
	Garnishment	GA	466	▲	+11.0%	+46
	Unlawful Detainer	UD	162	▼	-19.0%	-38
	Other	OT	69	▲	-	-
	Preliminary Protective Order	PP	24	▲	+4.3%	+1
	Abstract	AJ	17	▼	-29.2%	-7
	Interrogatory	IN	12	▲	+9.1%	+1
	Admin License	AL	11	▼	-21.4%	-3
	Detinue	DT	9	▲	+28.6%	+2
	Show Cause	SC	9	▲	+125.0%	+5
	Impoundment	IM	8	▲	+100.0%	+4
	Protective Order	PO	8	▼	-27.3%	-3
	Bond Forfeiture	BF	6	▼	-14.3%	-1
	Tenants Assertion	TA	3	↔	-	-
	Counter Claim	CC	2	▲	+100.0%	+1
	Motion for Judgment	MJ	1	↔	-	-
	Overweight	OC	1	▲	-	+1
	Third Party Claim	TH	1	▲	-	+1
	Petition-Restore Arms	PR	0	▼	-100.0%	-6
<b>Total</b>			<b>1,728</b>	<b>▲</b>	<b>8.5%</b>	<b>+135</b>
<b>Civil Commitments</b>	Temporary Detention Order	TD	71	▲	+24.6%	+14
	Emergency Custody Order	EC	45	▼	-22.4%	-13
	Mental Commitment	MC	1	▼	-50.0%	-1
	Other	OT	1	↔	-	-
	Petition	PT	1	▲	-	+1
	Medical Emergency Temporary Detention Order	MT	0	▼	-100.0%	-1
<b>Total</b>			<b>119</b>	<b>▲</b>	<b>0.0%</b>	<b>0</b>
<b>GRAND TOTAL</b>			<b>6,994</b>	<b>▲</b>	<b>15.5%</b>	<b>+940</b>

Dispositions by Major Case Category\*\*

Category	Summary	Change	% Change	Absolute Change
Felony	123	▼	-3.1%	-4
Garnishment	478	▲	+10.9%	+47
General Civil	934	▼	+15.9%	+128
Infraction/Civil Violation	3,833	▲	+19.2%	+618

\* Compared to same time period as previous year  
 8/19/2024 3:37:29PM

\*\* Case Type Categories are defined in the 2017 Virginia Judicial Workload Assessment  
 Source: SCV-SQL-Information

**CPSS - GCMS CASELOAD STATISTICS OF THE GENERAL DISTRICT COURTS**  
 January 2024 thru July 2024 Dispositions (Compared to January 2023 thru July 2023)

Involuntary Civil Commitments	2	▲	+100.0%	+1
Landlord /Tenant	165	▼	-18.7%	-38
Misdemeanor	1,116	▲	+22.9%	+208
Other	311	▲	-5.5%	-18
Protective Orders	32	▼	-5.9%	-2
<b>GRAND TOTAL</b>	<b>6,994</b>	▲	15.5%	+940

\* Compared to same time period as previous year  
 8/19/2024 3:37:29PM

\*\* Case Type Categories are defined in the 2017 Virginia Judicial Workload Assessment  
 Source: SCV-SQL-Information

2024 Overall GRAND TOTAL		Distribution of Caseload			Change*		Percentage (%) of Caseload		
<b>19,604</b>	+930 5.0%	<b>Criminal</b>	2,719	14%	-1.3% ▼	-36	<b>Criminal</b>	2023 14.8%	2024 13.9%
2024	↑	<b>Traffic</b>	9,574	49%	12.3% ▲	+1,049	<b>Traffic</b>	45.7%	48.8%
2023		<b>Civil</b>	6,498	33%	-0.9% ▼	-56	<b>Civil</b>	35.1%	33.1%
		<b>Civil Commitments</b>	813	4%	-3.2% ▼	-27	<b>Civil Commitments</b>	4.5%	4.1%
		<b>GRAND TOTAL</b>	<b>19,604</b>	100%	5.0% ▲	+930	<b>GRAND TOTAL</b>	100%	100%

**Dispositions by Division & Code**

Division	Case Type Description	Code	Summary	Change	% Change	Absolute Change
<b>Criminal</b>	Misdemeanor	M	1,937	▲	+3.8%	+71
	Felony	F	633	▼	-12.7%	-92
	Capias	CA	72	▲	+14.3%	+9
	Show Cause	SC	62	▼	-13.9%	-10
	Civil Violation	CV	13	▼	-40.9%	-9
	Motion	MO	1	▼	-83.3%	-5
	Restricted Operators License	RL	1	↔		-
	<b>Total</b>			<b>2,719</b>	▼	<b>-1.3%</b>
<b>Traffic</b>	Infraction	I	7,171	▲	+9.7%	+637
	Misdemeanor	M	2,236	▲	+23.2%	+421
	Felony	F	71	▲	+9.2%	+6
	Show Cause	SC	44	▼	-4.3%	-2
	Civil Violation	CV	22	▼	-12.0%	-3
	Capias	CA	13	▲	+18.2%	+2
	Motion	MO	10	▼	-9.1%	-1
	Restricted Operators License	RL	6	▼	-64.7%	-11
	Other	O	1	↔		-
<b>Total</b>			<b>9,574</b>	▲	<b>12.3%</b>	<b>+1,049</b>
<b>Civil</b>	Warrant in Debt	WD	2,126	▲	+1.5%	+31
	Unlawful Detainer	UD	1,718	▲	+11.7%	+180
	Garnishment	GA	1,401	▼	-11.4%	-181
	Other	OT	286	▲	-16.6%	-57
	Detinue	DT	234	▼	-23.3%	-71
	Preliminary Protective Order	PP	193	▼	-11.5%	-25
	Protective Order	PO	175	▲	+66.7%	+70
	Interrogatory	IN	120	▲	+41.2%	+35
	Show Cause	SC	73	▼	-8.8%	-7
	Admin License	AL	52	▲	+15.6%	+7
	Bond Forfeiture	BF	34	▼	-39.3%	-22
	Abstract	AJ	28	▼	-30.0%	-12
	Tenants Assertion	TA	25	▼	-3.8%	-1
	Counter Claim	CC	16	▲	+128.6%	+9
	Impoundment	IM	8	▼	-50.0%	-8
	Capias	CA	4	▼	-55.6%	-5
	Petition-Restore Arms	PR	3	▲	+200.0%	+2
Motion for Judgment	MJ	2	▼	-33.3%	-1	
<b>Total</b>			<b>6,498</b>	▼	<b>-0.9%</b>	<b>-56</b>
<b>Civil Commitments</b>	Temporary Detention Order	TD	435	▲	+17.6%	+65
	Mental Commitment	MC	172	▼	-17.3%	-36
	Emergency Custody Order	EC	105	▼	-27.6%	-40
	Medical Emergency Temporary Detention Order	MT	70	▼	-14.6%	-12
	Other	OT	31	▼	-11.4%	-4
<b>Total</b>			<b>813</b>	▼	<b>-3.2%</b>	<b>-27</b>
<b>GRAND TOTAL</b>			<b>19,604</b>	▲	5.0%	+930

\* Compared to same time period as previous year  
 8/19/2024 3:37:29PM

\*\* Case Type Categories are defined in the 2017 Virginia Judicial Workload Assessment  
 Source: SCV-SQL-Information

**CPSS - GCMS CASELOAD STATISTICS OF THE GENERAL DISTRICT COURTS**  
 January 2024 thru July 2024 Dispositions (Compared to January 2023 thru July 2023)

**Dispositions by Major Case Category\*\***

Category	Summary	Change	% Change	Absolute Change
Felony	704	▼	-10.9%	-86
Garnishment	1,521	▲	-8.8%	-146
General Civil	2,388	▲	-1.4%	-35
Infraction/Civil Violation	7,207	▼	+9.5%	+625
Involuntary Civil Commitments	31	▼	-11.4%	-4
Landlord /Tenant	1,743	▲	+11.4%	+179
Misdemeanor	4,180	▼	+13.0%	+481
Other	1,462	▼	-8.1%	-129
Protective Orders	368	▲	+13.9%	+45
<b>GRAND TOTAL</b>	<b>19,604</b>	▲	5.0%	+930

\* Compared to same time period as previous year  
 8/19/2024 3:37:29PM

\*\* Case Type Categories are defined in the 2017 Virginia Judicial Workload Assessment  
 Source: SCV-SQL-Information

2024 Overall GRAND TOTAL		Distribution of Caseload			Change*		Percentage (%) of Caseload		
<b>15,697</b>	+2,223 16.5%	<b>Criminal</b>	1,737	11%	9.0% ▲	+143	<b>Criminal</b>	2023 11.8%	2024 11.1%
2024		<b>Traffic</b>	10,688	68%	18.5% ▲	+1,670	<b>Traffic</b>	66.9%	68.1%
2023		<b>Civil</b>	2,593	17%	15.2% ▲	+343	<b>Civil</b>	16.7%	16.5%
		<b>Civil Commitments</b>	679	4%	10.9% ▲	+67	<b>Civil Commitments</b>	4.5%	4.3%
		<b>GRAND TOTAL</b>	<b>15,697</b>	100%	16.5% ▲	+2,223	<b>GRAND TOTAL</b>	100%	100%

**Dispositions by Division & Code**

Division	Case Type Description	Code	Summary	Change	% Change	Absolute Change
<b>Criminal</b>	Misdemeanor	M	1,129	▲	+11.0%	+112
	Felony	F	452	▲	+3.2%	+14
	Capias	CA	101	▲	+32.9%	+25
	Show Cause	SC	47	▲	+11.9%	+5
	Civil Violation	CV	8	▼	-61.9%	-13
	<b>Total</b>			<b>1,737</b>	▲	<b>9.0%</b>
<b>Traffic</b>	Infraction	I	8,055	▲	+17.4%	+1,192
	Misdemeanor	M	2,420	▲	+23.0%	+453
	Capias	CA	81	▲	+65.3%	+32
	Show Cause	SC	67	▼	-6.9%	-5
	Civil Violation	CV	33	▲	+17.9%	+5
	Felony	F	25	▼	-21.9%	-7
	Restricted Operators License	RL	7	↔		-
	<b>Total</b>			<b>10,688</b>	▲	<b>18.5%</b>
<b>Civil</b>	Warrant in Debt	WD	1,101	▲	+33.5%	+276
	Garnishment	GA	580	▲	+12.6%	+65
	Unlawful Detainer	UD	454	▲	+3.7%	+16
	Other	OT	91	▲	+15.2%	+12
	Admin License	AL	74	▼	-15.9%	-14
	Preliminary Protective Order	PP	68	▲	+51.1%	+23
	Interrogatory	IN	53	▲	+17.8%	+8
	Protective Order	PO	46	▲	+2.2%	+1
	Bond Forfeiture	BF	36	▼	-35.7%	-20
	Show Cause	SC	27	▼	-30.8%	-12
	Abstract	AJ	25	▲	+78.6%	+11
	Impoundment	IM	17	▼	-55.3%	-21
	Detinue	DT	9	▲	+28.6%	+2
	Counter Claim	CC	4	▲	+100.0%	+2
	Tenants Assertion	TA	4	▼	-33.3%	-2
	Petition-Restore Arms	PR	2	▼	-33.3%	-1
	Motion for Judgment	MJ	1	▼	-50.0%	-1
	Third Party Claim	TH	1	▲	-	+1
	Capias	CA	0	▼	-100.0%	-1
	Overweight	OC	0	▼	-100.0%	-2
<b>Total</b>			<b>2,593</b>	▲	<b>15.2%</b>	<b>+343</b>
<b>Civil Commitments</b>	Mental Commitment	MC	383	▼	-0.8%	-3
	Temporary Detention Order	TD	147	▲	+48.5%	+48
	Other	OT	96	▲	+26.3%	+20
	Emergency Custody Order	EC	53	▲	+3.9%	+2
	<b>Total</b>			<b>679</b>	▲	<b>10.9%</b>
<b>GRAND TOTAL</b>			<b>15,697</b>	▲	16.5%	+2,223

**Dispositions by Major Case Category\*\***

Category	Summary	Change	% Change	Absolute Change
Felony	477	▼	+1.5%	+7
Garnishment	633	▲	+13.0%	+73
General Civil	1,125	▼	+32.2%	+274
Infraction/Civil Violation	8,096	▼	+17.1%	+1,182

\* Compared to same time period as previous year  
 8/19/2024 3:37:29PM

\*\* Case Type Categories are defined in the 2017 Virginia Judicial Workload Assessment  
 Source: SCV-SQL-Information

**CPSS - GCMS CASELOAD STATISTICS OF THE GENERAL DISTRICT COURTS**  
 January 2024 thru July 2024 Dispositions (Compared to January 2023 thru July 2023)

Involuntary Civil Commitments	96	▲	+26.3%	+20
Landlord /Tenant	458	▼	+3.2%	+14
Misdemeanor	3,556	▲	+18.9%	+565
Other	1,142	▲	+5.9%	+64
Protective Orders	114	▲	+26.7%	+24
<b>GRAND TOTAL</b>	<b>15,697</b>	▲	16.5%	+2,223

\* Compared to same time period as previous year  
 8/19/2024 3:37:29PM

\*\* Case Type Categories are defined in the 2017 Virginia Judicial Workload Assessment  
 Source: SCV-SQL-Information



**CPSS - GCMS CASELOAD STATISTICS OF THE GENERAL DISTRICT COURTS**  
 January 2024 thru July 2024 Dispositions (Compared to January 2023 thru July 2023)

2024 Overall GRAND TOTAL		Distribution of Caseload			Change*		Percentage (%) of Caseload		
<b>5,322</b>	+402 8.2%	<b>Criminal</b>	956	18%	17.9% ▲	+145	<b>Criminal</b>	2023 16.5%	2024 18.0%
2024	↑	<b>Traffic</b>	2,807	53%	6.3% ▲	+166	<b>Traffic</b>	53.7%	52.7%
2023		<b>Civil</b>	1,092	21%	12.1% ▲	+118	<b>Civil</b>	19.8%	20.5%
		<b>Civil Commitments</b>	467	9%	-5.5% ▼	-27	<b>Civil Commitments</b>	10.0%	8.8%
		<b>GRAND TOTAL</b>	<b>5,322</b>	100%	8.2% ▲	+402	<b>GRAND TOTAL</b>	100%	100%

**Dispositions by Division & Code**

Division	Case Type Description	Code	Summary	Change	% Change	Absolute Change
<b>Criminal</b>	Misdemeanor	M	657	▲	+24.9%	+131
	Felony	F	184	▲	+10.2%	+17
	Capias	CA	50	▼	-2.0%	-1
	Show Cause	SC	40	▼	-14.9%	-7
	Civil Violation	CV	25	▲	+25.0%	+5
	<b>Total</b>			<b>956</b>	<b>▲</b>	<b>17.9%</b>
<b>Traffic</b>	Infraction	I	2,243	▲	+2.8%	+61
	Misdemeanor	M	529	▲	+28.1%	+116
	Show Cause	SC	19	▼	-34.5%	-10
	Felony	F	10	▲	+42.9%	+3
	Capias	CA	6	▼	-25.0%	-2
	Civil Violation	CV	0	▼	-100.0%	-1
	Restricted Operators License	RL	0	▼	-100.0%	-1
	<b>Total</b>			<b>2,807</b>	<b>▲</b>	<b>6.3%</b>
<b>Civil</b>	Warrant in Debt	WD	401	▲	+28.9%	+90
	Unlawful Detainer	UD	265	▼	-4.0%	-11
	Garnishment	GA	197	▲	+5.3%	+10
	Admin License	AL	50	▲	+138.1%	+29
	Other	OT	48	↔		
	Detinue	DT	36	▼	-29.4%	-15
	Preliminary Protective Order	PP	22	▲	+22.2%	+4
	Interrogatory	IN	15	▲	+25.0%	+3
	Protective Order	PO	15	▼	-11.8%	-2
	Impoundment	IM	14	▲	+250.0%	+10
	Show Cause	SC	14	▲	+55.6%	+5
	Abstract	AJ	9	▼	-10.0%	-1
	Bond Forfeiture	BF	3	▼	-25.0%	-1
	Motion for Judgment	MJ	1	▲	-	+1
	Petition-Restore Arms	PR	1	▼	-50.0%	-1
	Tenants Assertion	TA	1	▼	-75.0%	-3
<b>Total</b>			<b>1,092</b>	<b>▲</b>	<b>12.1%</b>	<b>+118</b>
<b>Civil Commitments</b>	Mental Commitment	MC	293	▼	-1.7%	-5
	Temporary Detention Order	TD	111	▼	-19.6%	-27
	Emergency Custody Order	EC	30	▲	+3.4%	+1
	Other	OT	20	▲	+11.1%	+2
	Medical Emergency Temporary Detention Order	MT	13	▲	+18.2%	+2
<b>Total</b>			<b>467</b>	<b>▼</b>	<b>-5.5%</b>	<b>-27</b>
<b>GRAND TOTAL</b>			<b>5,322</b>	<b>▲</b>	<b>8.2%</b>	<b>+402</b>

**Dispositions by Major Case Category\*\***

Category	Summary	Change	% Change	Absolute Change
Felony	194	▲	+11.5%	+20
Garnishment	212	▲	+6.5%	+13
General Civil	442	▲	+20.4%	+75
Infraction/Civil Violation	2,268	▼	+3.0%	+65
Involuntary Civil Commitments	20	▲	+11.1%	+2
Landlord /Tenant	266	▼	-5.0%	-14
Misdemeanor	1,186	▼	+26.2%	+246

\* Compared to same time period as previous year

\*\* Case Type Categories are defined in the 2017 Virginia Judicial Workload Assessment

**CPSS - GCMS CASELOAD STATISTICS OF THE GENERAL DISTRICT COURTS**

January 2024 thru July 2024 Dispositions (Compared to January 2023 thru July 2023)

**Salem**

District: 23 FIPS: 775

Other	697	▲	-1.0%	-7
Protective Orders	37	▲	+5.7%	+2
<b>GRAND TOTAL</b>	<b>5,322</b>	▲	8.2%	+402

\* Compared to same time period as previous year  
8/19/2024 3:37:29PM

\*\* Case Type Categories are defined in the 2017 Virginia Judicial Workload Assessment  
Source: SCV-SQL-Information

**CPSS - GCMS CASELOAD STATISTICS OF THE GENERAL DISTRICT COURTS**

January 2024 thru July 2024 Dispositions (Compared to January 2023 thru July 2023)

2024 Overall GRAND TOTAL		Distribution of Caseload			Change*		Percentage (%) of Caseload			
<b>5,794</b>	+922 18.9%	<b>Criminal</b>	656	11%	-11.8%	▼	-88	<b>Criminal</b>	2023 15.3%	2024 11.3%
2024	↑	<b>Traffic</b>	4,128	71%	34.5%	▲	+1,059	<b>Traffic</b>	63.0%	71.2%
2023		<b>Civil</b>	956	16%	-4.4%	▲	-44	<b>Civil</b>	20.5%	16.5%
		<b>Civil Commitments</b>	54	1%	-8.5%	▼	-5	<b>Civil Commitments</b>	1.2%	0.9%
		<b>GRAND TOTAL</b>	<b>5,794</b>	100%	18.9%	▲	+922	<b>GRAND TOTAL</b>	100%	100%

**Dispositions by Division & Code**

Division	Case Type Description	Code	Summary	Change	% Change	Absolute Change
<b>Criminal</b>	Misdemeanor	M	366	▼	-7.1%	-28
	Felony	F	145	▼	-24.5%	-47
	Show Cause	SC	79	▲	+14.5%	+10
	Capias	CA	59	▼	-20.3%	-15
	Motion	MO	4	▼	-66.7%	-8
	Civil Violation	CV	3	↔		-
	<b>Total</b>			<b>656</b>	▼	<b>-11.8%</b>
<b>Traffic</b>	Infraction	I	3,417	▲	+33.8%	+864
	Misdemeanor	M	639	▲	+50.7%	+215
	Show Cause	SC	28	▼	-28.2%	-11
	Capias	CA	25	▼	-19.4%	-6
	Felony	F	8	▲	+14.3%	+1
	Civil Violation	CV	6	▼	-25.0%	-2
	Motion	MO	5	▼	-28.6%	-2
<b>Total</b>			<b>4,128</b>	▲	<b>34.5%</b>	<b>+1,059</b>
<b>Civil</b>	Warrant in Debt	WD	401	▲	+36.4%	+107
	Garnishment	GA	248	▼	-12.1%	-34
	Unlawful Detainer	UD	121	▼	-34.6%	-64
	Other	OT	46	▲	-22.0%	-13
	Interrogatory	IN	26	▲	+4.0%	+1
	Preliminary Protective Order	PP	24	▼	-14.3%	-4
	Admin License	AL	21	▼	-32.3%	-10
	Detinue	DT	20	▼	-25.9%	-7
	Protective Order	PO	19	▼	-5.0%	-1
	Show Cause	SC	14	▲	+7.7%	+1
	Abstract	AJ	5	▼	-58.3%	-7
	Bond Forfeiture	BF	3	▼	-78.6%	-11
	Motion for Judgment	MJ	3	▲	-	+3
	Capias	CA	2	▼	-60.0%	-3
	Impoundment	IM	2	▼	-33.3%	-1
	Tenants Assertion	TA	1	↔		-
Petition-Restore Arms	PR	0	▼	-100.0%	-1	
<b>Total</b>			<b>956</b>	▼	<b>-4.4%</b>	<b>-44</b>
<b>Civil Commitments</b>	Temporary Detention Order	TD	40	▼	-21.6%	-11
	Emergency Custody Order	EC	14	▲	+75.0%	+6
<b>Total</b>			<b>54</b>	▼	<b>-8.5%</b>	<b>-5</b>
<b>GRAND TOTAL</b>			<b>5,794</b>	▲	18.9%	+922

**Dispositions by Major Case Category\*\***

Category	Summary	Change	% Change	Absolute Change
Felony	153	▼	-23.1%	-46
Garnishment	274	▼	-10.7%	-33
General Civil	436	▲	+32.1%	+106
Infraction/Civil Violation	3,426	▲	+33.6%	+862
Landlord /Tenant	122	▼	-34.4%	-64
Misdemeanor	1,005	▲	+22.9%	+187
Other	335	▼	-20.2%	-85

\* Compared to same time period as previous year

\*\* Case Type Categories are defined in the 2017 Virginia Judicial Workload Assessment

**CPSS - GCMS CASELOAD STATISTICS OF THE GENERAL DISTRICT COURTS**  
January 2024 thru July 2024 Dispositions (Compared to January 2023 thru July 2023)

---

Protective Orders	43	▼	-10.4%	-5
<b>GRAND TOTAL</b>	<b>5,794</b>	▲	18.9%	+922

---

\* Compared to same time period as previous year  
8/19/2024 3:37:29PM

\*\* Case Type Categories are defined in the 2017 Virginia Judicial Workload Assessment  
Source: SCV-SQL-Information

2024 Overall GRAND TOTAL		Distribution of Caseload			Change*		Percentage (%) of Caseload		
<b>6,201</b>	+315 5.4%	<b>Criminal</b>	1,290	21%	7.4% ▲	+89	<b>Criminal</b>	20.4%	20.8%
2024		<b>Traffic</b>	2,808	45%	-6.1% ▼	-184	<b>Traffic</b>	50.8%	45.3%
2023		<b>Civil</b>	1,984	32%	23.4% ▲	+376	<b>Civil</b>	27.3%	32.0%
		<b>Civil Commitments</b>	119	2%	40.0% ▲	+34	<b>Civil Commitments</b>	1.4%	1.9%
		<b>GRAND TOTAL</b>	<b>6,201</b>	100%	5.4% ▲	+315	<b>GRAND TOTAL</b>	100%	100%

**Dispositions by Division & Code**

Division	Case Type Description	Code	Summary	Change	% Change	Absolute Change
<b>Criminal</b>	Misdemeanor	M	694	▲	+8.3%	+53
	Felony	F	350	▲	+34.6%	+90
	Capias	CA	114	▲	+2.7%	+3
	Show Cause	SC	107	▼	-13.7%	-17
	Civil Violation	CV	25	▼	-61.5%	-40
	<b>Total</b>			<b>1,290</b>	<b>▲</b>	<b>7.4%</b>
<b>Traffic</b>	Infraction	I	2,063	▼	-6.6%	-145
	Misdemeanor	M	524	▼	-4.0%	-22
	Show Cause	SC	111	▼	-5.1%	-6
	Capias	CA	96	▼	-7.7%	-8
	Felony	F	13	▼	-18.8%	-3
	Restricted Operators License	RL	1	▲	-	+1
	Civil Violation	CV	0	▼	-100.0%	-1
	<b>Total</b>			<b>2,808</b>	<b>▼</b>	<b>-6.1%</b>
<b>Civil</b>	Warrant in Debt	WD	970	▲	+50.9%	+327
	Garnishment	GA	484	▲	+34.1%	+123
	Unlawful Detainer	UD	143	▼	-22.3%	-41
	Other	OT	88	▼	-12.9%	-13
	Preliminary Protective Order	PP	85	▲	+30.8%	+20
	Protective Order	PO	64	▲	+18.5%	+10
	Impoundment	IM	41	▲	+70.8%	+17
	Interrogatory	IN	31	▼	-29.5%	-13
	Detinue	DT	24	▼	-38.5%	-15
	Admin License	AL	17	▼	-41.4%	-12
	Abstract	AJ	14	▼	-22.2%	-4
	Show Cause	SC	11	▼	-66.7%	-22
	Counter Claim	CC	4	↔	-	-
	Bond Forfeiture	BF	2	▲	-	+2
	Capias	CA	2	▼	-50.0%	-2
	Petition-Restore Arms	PR	2	▲	+100.0%	+1
	Tenants Assertion	TA	2	▲	-	+2
	Overweight	OC	0	▼	-100.0%	-1
	Restricted Operators License	RL	0	▼	-100.0%	-1
	Third Party Claim	TH	0	▼	-100.0%	-2
<b>Total</b>			<b>1,984</b>	<b>▲</b>	<b>23.4%</b>	<b>+376</b>
<b>Civil Commitments</b>	Temporary Detention Order	TD	71	▲	+42.0%	+21
	Emergency Custody Order	EC	48	▲	+41.2%	+14
	Medical Emergency Temporary Detention Order	MT	0	▼	-100.0%	-1
	<b>Total</b>			<b>119</b>	<b>▲</b>	<b>40.0%</b>
<b>GRAND TOTAL</b>			<b>6,201</b>	<b>▲</b>	<b>5.4%</b>	<b>+315</b>

**Dispositions by Major Case Category\*\***

Category	Summary	Change	% Change	Absolute Change
Felony	363	▲	+31.5%	+87
Garnishment	515	▲	+27.2%	+110
General Civil	1,005	▲	+44.0%	+307
Infraction/Civil Violation	2,088	▼	-8.2%	-187
Landlord /Tenant	145	▲	-21.2%	-39

\* Compared to same time period as previous year  
 8/19/2024 3:37:29PM

\*\* Case Type Categories are defined in the 2017 Virginia Judicial Workload Assessment  
 Source: SCV-SQL-Information

**CPSS - GCMS CASELOAD STATISTICS OF THE GENERAL DISTRICT COURTS**

January 2024 thru July 2024 Dispositions (Compared to January 2023 thru July 2023)

Misdemeanor	1,219	▲	+2.6%	+31
Other	717	▲	-3.2%	-24
Protective Orders	149	▲	+25.2%	+30
<b>GRAND TOTAL</b>	<b>6,201</b>	▲	5.4%	+315

\* Compared to same time period as previous year  
8/19/2024 3:37:29PM

\*\* Case Type Categories are defined in the 2017 Virginia Judicial Workload Assessment  
Source: SCV-SQL-Information

2024 Overall GRAND TOTAL		Distribution of Caseload			Change*		Percentage (%) of Caseload		
<b>6,845</b>	+893 15.0%	<b>Criminal</b>	915	13%	4.9% ▲	+43	<b>Criminal</b>	2023 14.7%	2024 13.4%
2024	↑	<b>Traffic</b>	3,714	54%	29.2% ▲	+840	<b>Traffic</b>	48.3%	54.3%
2023		<b>Civil</b>	2,134	31%	-0.4% ▼	-9	<b>Civil</b>	36.0%	31.2%
		<b>Civil Commitments</b>	82	1%	30.2% ▲	+19	<b>Civil Commitments</b>	1.1%	1.2%
		<b>GRAND TOTAL</b>	<b>6,845</b>	100%	15.0% ▲	+893	<b>GRAND TOTAL</b>	100%	100%

**Dispositions by Division & Code**

Division	Case Type Description	Code	Summary	Change	% Change	Absolute Change
<b>Criminal</b>	Misdemeanor	M	500	▲	+3.5%	+17
	Felony	F	233	▲	+20.1%	+39
	Capias	CA	84	↔		-
	Show Cause	SC	73	▼	-14.1%	-12
	Civil Violation	CV	16	▲	+100.0%	+8
	Restricted Operators License	RL	9	▼	-47.1%	-8
	Motion	MO	0	▼	-100.0%	-1
	<b>Total</b>			<b>915</b>	<b>▲</b>	<b>4.9%</b>
<b>Traffic</b>	Infraction	I	3,017	▲	+29.5%	+688
	Misdemeanor	M	578	▲	+26.5%	+121
	Show Cause	SC	51	▲	+50.0%	+17
	Capias	CA	41	▲	+28.1%	+9
	Felony	F	11	▼	-35.3%	-6
	Civil Violation	CV	10	▲	-	+10
	Restricted Operators License	RL	5	▲	+25.0%	+1
	Motion	MO	1	↔		-
<b>Total</b>			<b>3,714</b>	<b>▲</b>	<b>29.2%</b>	<b>+840</b>
<b>Civil</b>	Warrant in Debt	WD	1,111	▲	+4.5%	+48
	Unlawful Detainer	UD	386	▼	-9.2%	-39
	Garnishment	GA	358	▲	+17.8%	+54
	Other	OT	75	▲	-23.5%	-23
	Preliminary Protective Order	PP	55	▼	-26.7%	-20
	Detinue	DT	25	▼	-16.7%	-5
	Admin License	AL	24	▲	+14.3%	+3
	Protective Order	PO	22	▼	-45.0%	-18
	Interrogatory	IN	20	▼	-25.9%	-7
	Impoundment	IM	14	↔		-
	Abstract	AJ	12	↔		-
	Bond Forfeiture	BF	12	▼	-7.7%	-1
	Show Cause	SC	9	▼	-30.8%	-4
	Counter Claim	CC	4	▲	+300.0%	+3
	Petition-Restore Arms	PR	3	▲	+50.0%	+1
	Tenants Assertion	TA	3	▲	+50.0%	+1
	Cross Claim	CR	1	▲	-	+1
	Capias	CA	0	▼	-100.0%	-1
	Motion for Judgment	MJ	0	▼	-100.0%	-1
	Overweight	OC	0	▼	-100.0%	-1
<b>Total</b>			<b>2,134</b>	<b>▼</b>	<b>-0.4%</b>	<b>-9</b>
<b>Civil Commitments</b>	Temporary Detention Order	TD	51	▲	+64.5%	+20
	Emergency Custody Order	EC	30	▼	-6.3%	-2
	Medical Emergency Temporary Detention Order	MT	1	▲	-	+1
<b>Total</b>			<b>82</b>	<b>▲</b>	<b>30.2%</b>	<b>+19</b>
<b>GRAND TOTAL</b>			<b>6,845</b>	<b>▲</b>	<b>15.0%</b>	<b>+893</b>

**Dispositions by Major Case Category\*\***

Category	Summary	Change	% Change	Absolute Change
Felony	244	▼	+15.6%	+33
Garnishment	378	▼	+14.2%	+47

\* Compared to same time period as previous year  
 8/19/2024 3:37:29PM

\*\* Case Type Categories are defined in the 2017 Virginia Judicial Workload Assessment  
 Source: SCV-SQL-Information

**CPSS - GCMS CASELOAD STATISTICS OF THE GENERAL DISTRICT COURTS**

January 2024 thru July 2024 Dispositions (Compared to January 2023 thru July 2023)

General Civil	1,148	▼	+4.1%	+45
Infraction/Civil Violation	3,043	▲	+30.2%	+705
Landlord /Tenant	389	▲	-8.9%	-38
Misdemeanor	1,092	▲	+13.6%	+131
Other	474	▲	+1.7%	+8
Protective Orders	77	▼	-33.0%	-38
<b>GRAND TOTAL</b>	<b>6,845</b>	▲	15.0%	+893

\* Compared to same time period as previous year  
8/19/2024 3:37:29PM

\*\* Case Type Categories are defined in the 2017 Virginia Judicial Workload Assessment  
Source: SCV-SQL-Information



**CPSS - GCMS CASELOAD STATISTICS OF THE GENERAL DISTRICT COURTS**

January 2024 thru July 2024 Dispositions (Compared to January 2023 thru July 2023)

2024 Overall GRAND TOTAL		Distribution of Caseload			Change*		Percentage (%) of Caseload			
<b>13,344</b>	-111 -0.8%	<b>Criminal</b>	3,349	25%	-3.3%	▼	-115	<b>Criminal</b>	2023 25.7%	2024 25.1%
2024		<b>Traffic</b>	4,315	32%	-11.1%	▼	-540	<b>Traffic</b>	36.1%	32.3%
2023		<b>Civil</b>	5,081	38%	12.4%	▲	+561	<b>Civil</b>	33.6%	38.1%
		<b>Civil Commitments</b>	599	4%	-2.8%	▼	-17	<b>Civil Commitments</b>	4.6%	4.5%
		<b>GRAND TOTAL</b>	<b>13,344</b>	100%	-0.8%	▼	-111	<b>GRAND TOTAL</b>	100%	100%

**Dispositions by Division & Code**

Division	Case Type Description	Code	Summary	Change	% Change	Absolute Change
<b>Criminal</b>	Misdemeanor	M	1,802	▼	-0.1%	-1
	Felony	F	869	▲	+0.8%	+7
	Capias	CA	368	▼	-16.2%	-71
	Show Cause	SC	253	▼	-17.0%	-52
	Civil Violation	CV	32	▲	+10.3%	+3
	Motion	MO	25	▼	-3.8%	-1
	<b>Total</b>			<b>3,349</b>	▼	<b>-3.3%</b>
<b>Traffic</b>	Infraction	I	2,998	▼	-14.2%	-497
	Misdemeanor	M	1,144	▼	-3.1%	-37
	Capias	CA	72	▲	+14.3%	+9
	Show Cause	SC	63	▼	-25.9%	-22
	Felony	F	30	▲	+87.5%	+14
	Restricted Operators License	RL	4	▼	-33.3%	-2
	Motion	MO	2	↔		-
	Civil Violation	CV	1	▼	-75.0%	-3
	Other	O	1	▼	-66.7%	-2
<b>Total</b>			<b>4,315</b>	▼	<b>-11.1%</b>	<b>-540</b>
<b>Civil</b>	Warrant in Debt	WD	1,963	▲	+24.9%	+391
	Unlawful Detainer	UD	1,054	▲	+5.5%	+55
	Garnishment	GA	809	▲	+11.3%	+82
	Detinue	DT	296	▼	-6.0%	-19
	Other	OT	234	▼	-12.4%	-33
	Preliminary Protective Order	PP	160	▲	+14.3%	+20
	Interrogatory	IN	110	▲	+19.6%	+18
	Protective Order	PO	104	▲	+4.0%	+4
	Bond Forfeiture	BF	87	▲	+42.6%	+26
	Impoundment	IM	74	▼	-14.0%	-12
	Admin License	AL	49	▼	-5.8%	-3
	Abstract	AJ	47	▲	+62.1%	+18
	Show Cause	SC	47	▲	+9.3%	+4
	Capias	CA	17	▲	+142.9%	+10
	Tenants Assertion	TA	12	▲	+71.4%	+5
	Motion for Judgment	MJ	9	▼	-10.0%	-1
	Petition-Restore Arms	PR	5	▲	+25.0%	+1
	Counter Claim	CC	3	▼	-62.5%	-5
	Cross Claim	CR	1	▲	-	+1
	Third Party Claim	TH	0	▼	-100.0%	-1
<b>Total</b>			<b>5,081</b>	▲	<b>12.4%</b>	<b>+561</b>
<b>Civil Commitments</b>	Mental Commitment	MC	264	▲	+19.5%	+43
	Temporary Detention Order	TD	187	▼	-16.9%	-38
	Emergency Custody Order	EC	142	▼	-12.9%	-21
	Medical Emergency Temporary Detention Order	MT	3	▼	-25.0%	-1
	Petition	PT	2	▲	-	+2
	Medical Emergency Custody Order	ME	1	▼	-66.7%	-2
<b>Total</b>			<b>599</b>	▼	<b>-2.8%</b>	<b>-17</b>
<b>GRAND TOTAL</b>			<b>13,344</b>	▼	-0.8%	-111

\* Compared to same time period as previous year

\*\* Case Type Categories are defined in the 2017 Virginia Judicial Workload Assessment

**CPSS - GCMS CASELOAD STATISTICS OF THE GENERAL DISTRICT COURTS**  
 January 2024 thru July 2024 Dispositions (Compared to January 2023 thru July 2023)

**Dispositions by Major Case Category\*\***

Category	Summary	Change	% Change	Absolute Change
Felony	899	▲	+2.4%	+21
Garnishment	919	▲	+12.2%	+100
General Civil	2,292	▼	+18.4%	+356
Infraction/Civil Violation	3,032	▼	-14.1%	-499
Involuntary Civil Commitments	2	▲	-	+2
Landlord /Tenant	1,066	▲	+6.0%	+60
Misdemeanor	2,950	▼	-1.3%	-40
Other	1,920	▲	-6.6%	-135
Protective Orders	264	▲	+10.0%	+24
<b>GRAND TOTAL</b>	<b>13,344</b>	▼	-0.8%	-111

\* Compared to same time period as previous year  
 8/19/2024 3:37:29PM

\*\* Case Type Categories are defined in the 2017 Virginia Judicial Workload Assessment  
 Source: SCV-SQL-Information

2024 Overall GRAND TOTAL		Distribution of Caseload			Change*		Percentage (%) of Caseload		
<b>2,891</b>	+174 6.4%	<b>Criminal</b>	367	13%	6.4% ▲	+22	<b>Criminal</b>	2023 12.7%	2024 12.7%
2024	↑	<b>Traffic</b>	2,196	76%	9.7% ▲	+194	<b>Traffic</b>	73.7%	76.0%
2023		<b>Civil</b>	279	10%	-15.5% ▼	-51	<b>Civil</b>	12.1%	9.7%
		<b>Civil Commitments</b>	49	2%	22.5% ▲	+9	<b>Civil Commitments</b>	1.5%	1.7%
		<b>GRAND TOTAL</b>	<b>2,891</b>	100%	6.4% ▲	+174	<b>GRAND TOTAL</b>	100%	100%

Dispositions by Division & Code

Division	Case Type Description	Code	Summary	Change	% Change	Absolute Change
<b>Criminal</b>	Misdemeanor	M	239	▲	+12.7%	+27
	Felony	F	90	▼	-5.3%	-5
	Show Cause	SC	20	▲	+33.3%	+5
	Capias	CA	13	▼	-18.8%	-3
	Civil Violation	CV	5	▼	-28.6%	-2
	<b>Total</b>			<b>367</b>	<b>▲</b>	<b>6.4%</b>
<b>Traffic</b>	Infraction	I	1,863	▲	+16.1%	+259
	Misdemeanor	M	311	▼	-15.9%	-59
	Capias	CA	10	▼	-16.7%	-2
	Show Cause	SC	7	▼	-22.2%	-2
	Felony	F	4	▼	-20.0%	-1
	Restricted Operators License	RL	1	↔		-
	Civil Violation	CV	0	▼	-100.0%	-1
	<b>Total</b>			<b>2,196</b>	<b>▲</b>	<b>9.7%</b>
<b>Civil</b>	Warrant in Debt	WD	119	▼	-3.3%	-4
	Garnishment	GA	70	▼	-11.4%	-9
	Unlawful Detainer	UD	24	▲	+60.0%	+9
	Other	OT	22	▼	-29.0%	-9
	Preliminary Protective Order	PP	18	▼	-35.7%	-10
	Protective Order	PO	7	▼	-61.1%	-11
	Admin License	AL	5	▼	-78.3%	-18
	Abstract	AJ	3	▼	-25.0%	-1
	Detinue	DT	3	▲	+50.0%	+1
	Impoundment	IM	3	▲	+200.0%	+2
	Interrogatory	IN	2	▼	-33.3%	-1
	Motion for Judgment	MJ	1	↔		-
	Overweight	OC	1	▲		+1
	Show Cause	SC	1	↔		-
	Counter Claim	CC	0	▼	-100.0%	-1
<b>Total</b>			<b>279</b>	<b>▼</b>	<b>-15.5%</b>	<b>-51</b>
<b>Civil Commitments</b>	Temporary Detention Order	TD	31	▲	+24.0%	+6
	Emergency Custody Order	EC	18	▲	+20.0%	+3
<b>Total</b>			<b>49</b>	<b>▲</b>	<b>22.5%</b>	<b>+9</b>
<b>GRAND TOTAL</b>			<b>2,891</b>	<b>▲</b>	<b>6.4%</b>	<b>+174</b>

Dispositions by Major Case Category\*\*

Category	Summary	Change	% Change	Absolute Change
Felony	94	▼	-6.0%	-6
Garnishment	72	▼	-12.2%	-10
General Civil	123	▲	-2.4%	-3
Infraction/Civil Violation	1,869	▲	+15.9%	+257
Landlord /Tenant	24	▲	+60.0%	+9
Misdemeanor	551	▼	-5.5%	-32
Other	133	▼	-13.1%	-20
Protective Orders	25	▼	-45.7%	-21
<b>GRAND TOTAL</b>	<b>2,891</b>	<b>▲</b>	<b>6.4%</b>	<b>+174</b>

\* Compared to same time period as previous year  
 8/19/2024 3:37:29PM

\*\* Case Type Categories are defined in the 2017 Virginia Judicial Workload Assessment  
 Source: SCV-SQL-Information



2024 Overall GRAND TOTAL		Distribution of Caseload			Change*		Percentage (%) of Caseload		
<b>5,217</b>	+726 16.2%	<b>Criminal</b>	665	13%	-3.1% ▼	-21	<b>Criminal</b>	2023 15.3%	2024 12.7%
2024	↑	<b>Traffic</b>	3,577	69%	22.4% ▲	+654	<b>Traffic</b>	65.1%	68.6%
2023		<b>Civil</b>	733	14%	4.7% ▲	+33	<b>Civil</b>	15.6%	14.1%
		<b>Civil Commitments</b>	242	5%	33.0% ▲	+60	<b>Civil Commitments</b>	4.1%	4.6%
		<b>GRAND TOTAL</b>	<b>5,217</b>	100%	16.2% ▲	+726	<b>GRAND TOTAL</b>	100%	100%

Dispositions by Division & Code

Division	Case Type Description	Code	Summary	Change	% Change	Absolute Change
<b>Criminal</b>	Misdemeanor	M	369	▼	-2.4%	-9
	Felony	F	234	▼	-8.6%	-22
	Capias	CA	37	▲	+37.0%	+10
	Civil Violation	CV	16	▲	+220.0%	+11
	Show Cause	SC	9	▼	-55.0%	-11
	<b>Total</b>			<b>665</b>	▼	<b>-3.1%</b>
<b>Traffic</b>	Infraction	I	2,913	▲	+21.9%	+524
	Misdemeanor	M	600	▲	+22.2%	+109
	Capias	CA	45	▲	+32.4%	+11
	Show Cause	SC	11	▲	+120.0%	+6
	Felony	F	6	▲	+500.0%	+5
	Civil Violation	CV	2	▼	-33.3%	-1
	<b>Total</b>			<b>3,577</b>	▲	<b>22.4%</b>
<b>Civil</b>	Warrant in Debt	WD	282	▲	+30.0%	+65
	Garnishment	GA	173	▼	-4.4%	-8
	Unlawful Detainer	UD	129	▲	+9.3%	+11
	Other	OT	58	▼	+11.5%	+6
	Detinue	DT	29	▼	-27.5%	-11
	Preliminary Protective Order	PP	21	▼	-25.0%	-7
	Admin License	AL	18	▼	-30.8%	-8
	Protective Order	PO	15	▼	-16.7%	-3
	Overweight	OC	3	▲	-	+3
	Show Cause	SC	2	▼	-50.0%	-2
	Abstract	AJ	1	↔	-	-
	Interrogatory	IN	1	▼	-83.3%	-5
	Petition-Restore Arms	PR	1	↔	-	-
	Capias	CA	0	▼	-100.0%	-2
	Counter Claim	CC	0	▼	-100.0%	-1
	Impoundment	IM	0	▼	-100.0%	-4
	Tenants Assertion	TA	0	▼	-100.0%	-1
	<b>Total</b>			<b>733</b>	▲	<b>4.7%</b>
<b>Civil Commitments</b>	Mental Commitment	MC	78	▲	+21.9%	+14
	Other	OT	62	▲	+72.2%	+26
	Temporary Detention Order	TD	58	▲	+13.7%	+7
	Emergency Custody Order	EC	40	▲	+29.0%	+9
	Medical Emergency Temporary Detention Order	MT	4	▲	-	+4
	<b>Total</b>			<b>242</b>	▲	<b>33.0%</b>
<b>GRAND TOTAL</b>			<b>5,217</b>	▲	16.2%	+726

Dispositions by Major Case Category\*\*

Category	Summary	Change	% Change	Absolute Change
Felony	240	▲	-6.6%	-17
Garnishment	174	▼	-7.0%	-13
General Civil	312	▼	+19.5%	+51
Infraction/Civil Violation	2,934	▲	+22.4%	+537
Involuntary Civil Commitments	62	▲	+72.2%	+26
Landlord /Tenant	129	▼	+8.4%	+10
Misdemeanor	969	▲	+11.5%	+100

\* Compared to same time period as previous year  
 8/19/2024 3:37:29PM

\*\* Case Type Categories are defined in the 2017 Virginia Judicial Workload Assessment  
 Source: SCV-SQL-Information

**CPSS - GCMS CASELOAD STATISTICS OF THE GENERAL DISTRICT COURTS**

January 2024 thru July 2024 Dispositions (Compared to January 2023 thru July 2023)

**Alleghany**

District: 25 FIPS: 005

Other	361	▲	+13.2%	+42
Protective Orders	36	▼	-21.7%	-10
<b>GRAND TOTAL</b>	<b>5,217</b>	▲	16.2%	+726

\* Compared to same time period as previous year  
8/19/2024 3:37:29PM

\*\* Case Type Categories are defined in the 2017 Virginia Judicial Workload Assessment  
Source: SCV-SQL-Information

2024 Overall GRAND TOTAL		Distribution of Caseload			Change*		Percentage (%) of Caseload		
<b>12,105</b>	+2,272 23.1%	<b>Criminal</b>	1,425	12%	8.0% ▲	+106	<b>Criminal</b>	2023 13.4%	2024 11.8%
2024	↑	<b>Traffic</b>	8,741	72%	28.6% ▲	+1,942	<b>Traffic</b>	69.1%	72.2%
2023		<b>Civil</b>	1,489	12%	17.4% ▲	+221	<b>Civil</b>	12.9%	12.3%
		<b>Civil Commitments</b>	450	4%	0.7% ▲	+3	<b>Civil Commitments</b>	4.5%	3.7%
		<b>GRAND TOTAL</b>	<b>12,105</b>	100%	23.1% ▲	+2,272	<b>GRAND TOTAL</b>	100%	100%

**Dispositions by Division & Code**

Division	Case Type Description	Code	Summary	Change	% Change	Absolute Change
<b>Criminal</b>	Misdemeanor	M	727	▲	+9.8%	+65
	Felony	F	403	▲	+21.0%	+70
	Capias	CA	143	▼	-17.3%	-30
	Show Cause	SC	101	▼	-11.4%	-13
	Civil Violation	CV	51	▲	+37.8%	+14
	<b>Total</b>			<b>1,425</b>	<b>▲</b>	<b>8.0%</b>
<b>Traffic</b>	Infraction	I	7,327	▲	+30.5%	+1,713
	Misdemeanor	M	1,293	▲	+19.9%	+215
	Capias	CA	71	▲	+22.4%	+13
	Show Cause	SC	25	▼	-19.4%	-6
	Felony	F	22	▲	+46.7%	+7
	Other	O	2	▲	-	+2
	Civil Violation	CV	1	▼	-66.7%	-2
	<b>Total</b>			<b>8,741</b>	<b>▲</b>	<b>28.6%</b>
<b>Civil</b>	Warrant in Debt	WD	680	▲	+31.5%	+163
	Garnishment	GA	277	▼	-6.7%	-20
	Unlawful Detainer	UD	266	▲	+35.0%	+69
	Other	OT	86	▼	+13.2%	+10
	Preliminary Protective Order	PP	53	▲	+17.8%	+8
	Admin License	AL	52	▲	+52.9%	+18
	Detinue	DT	20	▲	+53.8%	+7
	Abstract	AJ	13	▼	-23.5%	-4
	Protective Order	PO	11	▼	-45.0%	-9
	Interrogatory	IN	9	▼	-50.0%	-9
	Motion for Judgment	MJ	6	↔	-	-
	Show Cause	SC	6	▼	-40.0%	-4
	Impoundment	IM	4	▼	-60.0%	-6
	Petition-Restore Arms	PR	3	▼	-25.0%	-1
	Bond Forfeiture	BF	1	▲	-	+1
	Counter Claim	CC	1	▲	-	+1
	Tenants Assertion	TA	1	▼	-50.0%	-1
	Capias	CA	0	▼	-100.0%	-1
	Overweight	OC	0	▼	-100.0%	-1
	<b>Total</b>			<b>1,489</b>	<b>▲</b>	<b>17.4%</b>
<b>Civil Commitments</b>	Mental Commitment	MC	197	▼	-1.0%	-2
	Temporary Detention Order	TD	113	▲	+11.9%	+12
	Emergency Custody Order	EC	100	▲	+3.1%	+3
	Other	OT	18	▼	-50.0%	-18
	Petition	PT	16	▲	+23.1%	+3
	Medical Emergency Temporary Detention Order	MT	4	▲	+300.0%	+3
	Medical Emergency Custody Order	ME	2	▲	-	+2
<b>Total</b>			<b>450</b>	<b>▲</b>	<b>0.7%</b>	<b>+3</b>
<b>GRAND TOTAL</b>			<b>12,105</b>	<b>▲</b>	<b>23.1%</b>	<b>+2,272</b>

**Dispositions by Major Case Category\*\***

Category	Summary	Change	% Change	Absolute Change
Felony	425	▲	+22.1%	+77
Garnishment	286	▼	-9.2%	-29

\* Compared to same time period as previous year  
 8/19/2024 3:37:29PM

\*\* Case Type Categories are defined in the 2017 Virginia Judicial Workload Assessment  
 Source: SCV-SQL-Information

**CPSS - GCMS CASELOAD STATISTICS OF THE GENERAL DISTRICT COURTS**

January 2024 thru July 2024 Dispositions (Compared to January 2023 thru July 2023)

**Augusta**

District: 25 FIPS: 015

General Civil	712	▼	+29.9%	+164
Infraction/Civil Violation	7,381	▲	+30.5%	+1,726
Involuntary Civil Commitments	34	▼	-30.6%	-15
Landlord /Tenant	267	▼	+34.2%	+68
Misdemeanor	2,020	▲	+16.1%	+280
Other	916	▲	+0.2%	+2
Protective Orders	64	▼	-1.5%	-1
<b>GRAND TOTAL</b>	<b>12,105</b>	▲	23.1%	+2,272



2024 Overall GRAND TOTAL		Distribution of Caseload			Change*		Percentage (%) of Caseload			
<b>1,590</b>	+97 6.5%	<b>Criminal</b>	111	7%	-22.4%	▼	-32	<b>Criminal</b>	2023 9.6%	2024 7.0%
2024	↑	<b>Traffic</b>	1,392	88%	7.5%	▲	+97	<b>Traffic</b>	86.7%	87.5%
2023		<b>Civil</b>	82	5%	86.4%	▲	+38	<b>Civil</b>	2.9%	5.2%
		<b>Civil Commitments</b>	5	0%	-54.5%	▼	-6	<b>Civil Commitments</b>	0.7%	0.3%
		<b>GRAND TOTAL</b>	<b>1,590</b>	100%	6.5%	▲	+97	<b>GRAND TOTAL</b>	100%	100%

Dispositions by Division & Code

Division	Case Type Description	Code	Summary	Change	% Change	Absolute Change
<b>Criminal</b>	Misdemeanor	M	93	▼	-24.4%	-30
	Felony	F	7	▼	-22.2%	-2
	Capias	CA	6	▲	+50.0%	+2
	Show Cause	SC	3	▼	-40.0%	-2
	Civil Violation	CV	2	↔		-
	<b>Total</b>			<b>111</b>	▼	<b>-22.4%</b>
<b>Traffic</b>	Infraction	I	1,271	▲	+5.5%	+66
	Misdemeanor	M	118	▲	+32.6%	+29
	Show Cause	SC	2	▲	-	+2
	Felony	F	1	▲	-	+1
	Capias	CA	0	▼	-100.0%	-1
	<b>Total</b>			<b>1,392</b>	▲	<b>7.5%</b>
<b>Civil</b>	Warrant in Debt	WD	34	▲	+240.0%	+24
	Garnishment	GA	15	▼	-6.3%	-1
	Other	OT	6	↔	+50.0%	+2
	Unlawful Detainer	UD	6	▲	+200.0%	+4
	Protective Order	PO	5	▲	+400.0%	+4
	Admin License	AL	4	▼	-20.0%	-1
	Preliminary Protective Order	PP	4	▲	+100.0%	+2
	Detinue	DT	3	▲	-	+3
	Interrogatory	IN	2	▲	-	+2
	Capias	CA	1	▲	-	+1
	Impoundment	IM	1	▼	-66.7%	-2
	Show Cause	SC	1	▲	-	+1
	Overweight	OC	0	▼	-100.0%	-1
	<b>Total</b>			<b>82</b>	▲	<b>86.4%</b>
<b>Civil Commitments</b>	Emergency Custody Order	EC	3	▼	-40.0%	-2
	Temporary Detention Order	TD	2	▼	-66.7%	-4
	<b>Total</b>		<b>5</b>	▼	<b>-54.5%</b>	<b>-6</b>
<b>GRAND TOTAL</b>			<b>1,590</b>	▲	6.5%	+97

Dispositions by Major Case Category\*\*

Category	Summary	Change	% Change	Absolute Change
Felony	8	▲	-11.1%	-1
Garnishment	17	▲	+6.3%	+1
General Civil	37	▲	+236.4%	+26
Infraction/Civil Violation	1,273	▼	+5.4%	+65
Landlord /Tenant	6	▲	+200.0%	+4
Misdemeanor	211	▲	-0.5%	-1
Other	29	▲	-9.4%	-3
Protective Orders	9	▲	+200.0%	+6
<b>GRAND TOTAL</b>	<b>1,590</b>	▲	6.5%	+97

\* Compared to same time period as previous year  
 8/19/2024 3:37:29PM

\*\* Case Type Categories are defined in the 2017 Virginia Judicial Workload Assessment  
 Source: SCV-SQL-Information

2024 Overall GRAND TOTAL		Distribution of Caseload			Change*		Percentage (%) of Caseload		
<b>8,260</b>	-739 -8.2%	<b>Criminal</b>	624	8%	5.8% ▲	+34	<b>Criminal</b>	2023 6.6%	2024 7.6%
2024		<b>Traffic</b>	6,867	83%	-11.7% ▼	-907	<b>Traffic</b>	86.4%	83.1%
2023		<b>Civil</b>	720	9%	18.4% ▲	+112	<b>Civil</b>	6.8%	8.7%
		<b>Civil Commitments</b>	49	1%	81.5% ▲	+22	<b>Civil Commitments</b>	0.3%	0.6%
		<b>GRAND TOTAL</b>	<b>8,260</b>	100%	-8.2% ▼	-739	<b>GRAND TOTAL</b>	100%	100%

Dispositions by Division & Code

Division	Case Type Description	Code	Summary	Change	% Change	Absolute Change
<b>Criminal</b>	Misdemeanor	M	428	▲	+14.4%	+54
	Felony	F	107	▼	-10.8%	-13
	Capias	CA	30	▼	-31.8%	-14
	Show Cause	SC	29	↔	-	-
	Civil Violation	CV	28	▲	+27.3%	+6
	Motion	MO	1	▲	-	+1
	Restricted Operators License	RL	1	↔	-	-
	<b>Total</b>			<b>624</b>	<b>▲</b>	<b>5.8%</b>
<b>Traffic</b>	Infraction	I	5,808	▼	-11.6%	-759
	Misdemeanor	M	1,016	▼	-12.0%	-138
	Show Cause	SC	25	▼	-19.4%	-6
	Capias	CA	15	▲	+114.3%	+8
	Felony	F	2	▼	-84.6%	-11
	Civil Violation	CV	1	↔	-	-
	Restricted Operators License	RL	0	▼	-100.0%	-1
	<b>Total</b>			<b>6,867</b>	<b>▼</b>	<b>-11.7%</b>
<b>Civil</b>	Warrant in Debt	WD	365	▲	+27.6%	+79
	Garnishment	GA	129	▼	-1.5%	-2
	Unlawful Detainer	UD	68	▲	+65.9%	+27
	Admin License	AL	39	▲	+30.0%	+9
	Other	OT	38	▲	+58.3%	+14
	Preliminary Protective Order	PP	17	▲	+70.0%	+7
	Impoundment	IM	15	▲	+50.0%	+5
	Overweight	OC	15	▼	-59.5%	-22
	Protective Order	PO	11	▼	-8.3%	-1
	Interrogatory	IN	6	▼	-45.5%	-5
	Bond Forfeiture	BF	3	▲	+200.0%	+2
	Detinue	DT	3	▲	+50.0%	+1
	Motor Carrier	MC	3	▲	+200.0%	+2
	Show Cause	SC	3	▲	-	+3
	Counter Claim	CC	2	▲	-	+2
	Abstract	AJ	1	▼	-90.0%	-9
	Petition to Require Blood Test	BT	1	▲	-	+1
	Tenants Assertion	TA	1	▲	-	+1
	Petition-Restore Arms	PR	0	▼	-100.0%	-2
	<b>Total</b>			<b>720</b>	<b>▲</b>	<b>18.4%</b>
<b>Civil Commitments</b>	Temporary Detention Order	TD	32	▲	+128.6%	+18
	Emergency Custody Order	EC	16	▲	+45.5%	+5
	Mental Commitment	MC	1	▼	-50.0%	-1
<b>Total</b>			<b>49</b>	<b>▲</b>	<b>81.5%</b>	<b>+22</b>
<b>GRAND TOTAL</b>			<b>8,260</b>	<b>▼</b>	<b>-8.2%</b>	<b>-739</b>

Dispositions by Major Case Category\*\*

Category	Summary	Change	% Change	Absolute Change
Felony	109	▼	-18.0%	-24
Garnishment	135	▼	-4.9%	-7
General Civil	375	▲	+27.1%	+80
Infraction/Civil Violation	5,855	▲	-11.7%	-773

\* Compared to same time period as previous year  
 8/19/2024 3:37:29PM

\*\* Case Type Categories are defined in the 2017 Virginia Judicial Workload Assessment  
 Source: SCV-SQL-Information

**CPSS - GCMS CASELOAD STATISTICS OF THE GENERAL DISTRICT COURTS**

January 2024 thru July 2024 Dispositions (Compared to January 2023 thru July 2023)

**Botetourt**

District: 25 FIPS: 023

Landlord /Tenant	69	▲	+68.3%	+28
Misdemeanor	1,445	▼	-5.6%	-85
Other	244	▲	+17.3%	+36
Protective Orders	28	▲	+27.3%	+6
<b>GRAND TOTAL</b>	<b>8,260</b>	▼	-8.2%	-739

\* Compared to same time period as previous year  
8/19/2024 3:37:29PM

\*\* Case Type Categories are defined in the 2017 Virginia Judicial Workload Assessment  
Source: SCV-SQL-Information

2024 Overall GRAND TOTAL		Distribution of Caseload		Change*		Percentage (%) of Caseload		
<b>933</b>	-253 -21.3%	<b>Criminal</b>	191 20%	7.9% ▲	+14	<b>Criminal</b>	2023 14.9%	2024 20.5%
2024		<b>Traffic</b>	516 55%	-36.1% ▼	-292	<b>Traffic</b>	68.1%	55.3%
2023		<b>Civil</b>	217 23%	17.3% ▲	+32	<b>Civil</b>	15.6%	23.3%
		<b>Civil Commitments</b>	9 1%	-43.8% ▼	-7	<b>Civil Commitments</b>	1.3%	1.0%
		<b>GRAND TOTAL</b>	<b>933</b> 100%	-21.3% ▼	-253	<b>GRAND TOTAL</b>	100%	100%

**Dispositions by Division & Code**

Division	Case Type Description	Code	Summary	Change	% Change	Absolute Change
<b>Criminal</b>	Misdemeanor	M	119	▲	+33.7%	+30
	Felony	F	45	▼	-31.8%	-21
	Capias	CA	14	▲	+7.7%	+1
	Show Cause	SC	10	▲	+25.0%	+2
	Civil Violation	CV	3	▲	+200.0%	+2
	<b>Total</b>			<b>191</b>	<b>▲</b>	<b>7.9%</b>
<b>Traffic</b>	Infraction	I	357	▼	-45.9%	-303
	Misdemeanor	M	122	▲	+1.7%	+2
	Capias	CA	28	▲	+7.7%	+2
	Show Cause	SC	6	▲	+500.0%	+5
	Felony	F	2	▲	-	+2
	Civil Violation	CV	1	▲	-	+1
	Other	O	0	▼	-100.0%	-1
	<b>Total</b>			<b>516</b>	<b>▼</b>	<b>-36.1%</b>
<b>Civil</b>	Warrant in Debt	WD	86	▲	+75.5%	+37
	Garnishment	GA	46	▼	-22.0%	-13
	Unlawful Detainer	UD	40	▼	-16.7%	-8
	Other	OT	16	▲	+14.3%	+2
	Admin License	AL	12	▲	+50.0%	+4
	Preliminary Protective Order	PP	5	▲	+25.0%	+1
	Protective Order	PO	4	▲	+300.0%	+3
	Impoundment	IM	2	▲	-	+2
	Abstract	AJ	1	▲	-	+1
	Bond Forfeiture	BF	1	↔	-	-
	Capias	CA	1	▲	-	+1
	Detinue	DT	1	▲	-	+1
	Interrogatory	IN	1	▲	-	+1
	Show Cause	SC	1	▲	-	+1
	Tenants Assertion	TA	0	▼	-100.0%	-1
<b>Total</b>			<b>217</b>	<b>▲</b>	<b>17.3%</b>	<b>+32</b>
<b>Civil Commitments</b>	Temporary Detention Order	TD	6	▼	-53.8%	-7
	Emergency Custody Order	EC	3	↔	-	-
<b>Total</b>			<b>9</b>	<b>▼</b>	<b>-43.8%</b>	<b>-7</b>
<b>GRAND TOTAL</b>			<b>933</b>	<b>▼</b>	<b>-21.3%</b>	<b>-253</b>

**Dispositions by Major Case Category\*\***

Category	Summary	Change	% Change	Absolute Change
Felony	47	▲	-28.8%	-19
Garnishment	47	▲	-20.3%	-12
General Civil	87	▲	+77.6%	+38
Infraction/Civil Violation	361	▲	-45.5%	-301
Landlord /Tenant	40	▼	-18.4%	-9
Misdemeanor	241	▲	+15.3%	+32
Other	101	▲	+16.1%	+14
Protective Orders	9	▲	+80.0%	+4
<b>GRAND TOTAL</b>	<b>933</b>	<b>▼</b>	<b>-21.3%</b>	<b>-253</b>

\* Compared to same time period as previous year  
 8/19/2024 3:37:29PM

\*\* Case Type Categories are defined in the 2017 Virginia Judicial Workload Assessment  
 Source: SCV-SQL-Information



2024 Overall GRAND TOTAL		Distribution of Caseload			Change*		Percentage (%) of Caseload		
<b>617</b>	+123 24.9%	<b>Criminal</b>	118	19%	25.5% ▲	+24	<b>Criminal</b>	2023 19.0%	2024 19.1%
2024	↑	<b>Traffic</b>	384	62%	20.4% ▲	+65	<b>Traffic</b>	64.6%	62.2%
2023		<b>Civil</b>	112	18%	40.0% ▲	+32	<b>Civil</b>	16.2%	18.2%
		<b>Civil Commitments</b>	3	0%	200.0% ▲	+2	<b>Civil Commitments</b>	0.2%	0.5%
		<b>GRAND TOTAL</b>	<b>617</b>	100%	24.9% ▲	+123	<b>GRAND TOTAL</b>	100%	100%

Dispositions by Division & Code

Division	Case Type Description	Code	Summary	Change	% Change	Absolute Change
<b>Criminal</b>	Misdemeanor	M	84	▲	+29.2%	+19
	Felony	F	25	▲	+47.1%	+8
	Show Cause	SC	9	▲	+125.0%	+5
	Capias	CA	0	▼	-100.0%	-8
	<b>Total</b>		<b>118</b>	▲	<b>25.5%</b>	<b>+24</b>
<b>Traffic</b>	Infraction	I	335	▲	+28.8%	+75
	Misdemeanor	M	45	▼	-6.3%	-3
	Capias	CA	3	▼	-57.1%	-4
	Show Cause	SC	1	▼	-50.0%	-1
	Restricted Operators License	RL	0	▼	-100.0%	-2
	<b>Total</b>		<b>384</b>	▲	<b>20.4%</b>	<b>+65</b>
<b>Civil</b>	Warrant in Debt	WD	47	▲	+14.6%	+6
	Garnishment	GA	18	▲	+80.0%	+8
	Unlawful Detainer	UD	18	▲	+20.0%	+3
	Other	OT	6	▲	-	-
	Admin License	AL	5	↔	-	-
	Tenants Assertion	TA	5	▲	-	+5
	Interrogatory	IN	4	▲	-	+4
	Preliminary Protective Order	PP	3	▲	+200.0%	+2
	Protective Order	PO	3	▲	-	+3
	Impoundment	IM	2	▲	+100.0%	+1
	Detinue	DT	1	▲	-	+1
	Petition-Restore Arms	PR	0	▼	-100.0%	-1
	<b>Total</b>		<b>112</b>	▲	<b>40.0%</b>	<b>+32</b>
<b>Civil Commitments</b>	Emergency Custody Order	EC	2	▲	-	+2
	Temporary Detention Order	TD	1	↔	-	-
	<b>Total</b>		<b>3</b>	▲	<b>200.0%</b>	<b>+2</b>
<b>GRAND TOTAL</b>			<b>617</b>	▲	24.9%	+123

Dispositions by Major Case Category\*\*

Category	Summary	Change	% Change	Absolute Change
Felony	25	▲	+47.1%	+8
Garnishment	22	▲	+120.0%	+12
General Civil	49	▲	+16.7%	+7
Infraction/Civil Violation	335	▲	+28.8%	+75
Landlord /Tenant	23	▲	+53.3%	+8
Misdemeanor	129	▼	+12.2%	+14
Other	28	▲	-17.6%	-6
Protective Orders	6	▲	+500.0%	+5
<b>GRAND TOTAL</b>	<b>617</b>	▲	24.9%	+123

2024 Overall GRAND TOTAL		Distribution of Caseload			Change*		Percentage (%) of Caseload		
	<b>573</b>	<b>Criminal</b>	42	7%	50.0% ▲	+14	<b>Criminal</b>	2023	2024
	+70 13.9%	<b>Traffic</b>	489	85%	10.6% ▲	+47	<b>Traffic</b>	5.6%	7.3%
2024		<b>Civil</b>	41	7%	28.1% ▲	+9	<b>Civil</b>	87.9%	85.3%
2023		<b>Civil Commitments</b>	1	0%	0.0%	0	<b>Civil</b>	6.4%	7.2%
		<b>GRAND TOTAL</b>	<b>573</b>	100%	13.9% ▲	+70	<b>Civil Commitments</b>	0.2%	0.2%
							<b>GRAND TOTAL</b>	100%	100%

**Dispositions by Division & Code**

Division	Case Type Description	Code	Summary	Change	% Change	Absolute Change
<b>Criminal</b>	Misdemeanor	M	35	▲	+52.2%	+12
	Felony	F	3	▲	+50.0%	+1
	Capias	CA	2	▲	+100.0%	+1
	Civil Violation	CV	1	▼	-50.0%	-1
	Show Cause	SC	1	▲	-	+1
	<b>Total</b>			<b>42</b>	<b>▲</b>	<b>50.0%</b>
<b>Traffic</b>	Infraction	I	449	▲	+10.9%	+44
	Misdemeanor	M	39	▲	+11.4%	+4
	Capias	CA	1	↔	-	-
	Felony	F	0	▼	-100.0%	-1
	<b>Total</b>			<b>489</b>	<b>▲</b>	<b>10.6%</b>
<b>Civil</b>	Warrant in Debt	WD	30	▲	+66.7%	+12
	Unlawful Detainer	UD	4	▲	+100.0%	+2
	Garnishment	GA	3	▼	-62.5%	-5
	Abstract	AJ	1	▲	-	+1
	Admin License	AL	1	▲	-	+1
	Counter Claim	CC	1	▲	-	+1
	Protective Order	PO	1	↔	-	-
	Other	OT	0	▼	-100.0%	-1
	Preliminary Protective Order	PP	0	▼	-100.0%	-2
<b>Total</b>			<b>41</b>	<b>▲</b>	<b>28.1%</b>	<b>+9</b>
<b>Civil Commitments</b>	Temporary Detention Order	TD	1	↔	-	-
<b>Total</b>			<b>1</b>		<b>0.0%</b>	<b>0</b>
<b>GRAND TOTAL</b>			<b>573</b>	<b>▲</b>	<b>13.9%</b>	<b>+70</b>

**Dispositions by Major Case Category\*\***

Category	Summary	Change	% Change	Absolute Change
Felony	3	▼		0
Garnishment	3	▼	-62.5%	-5
General Civil	30	▲	+66.7%	+12
Infraction/Civil Violation	450	▼	+10.6%	+43
Landlord /Tenant	4	▲	+100.0%	+2
Misdemeanor	74	▲	+27.6%	+16
Other	8	▲	+100.0%	+4
Protective Orders	1	▼	-66.7%	-2
<b>GRAND TOTAL</b>	<b>573</b>	<b>▲</b>	<b>13.9%</b>	<b>+70</b>

\* Compared to same time period as previous year  
 8/19/2024 3:37:29PM

\*\* Case Type Categories are defined in the 2017 Virginia Judicial Workload Assessment  
 Source: SCV-SQL-Information

**CPSS - GCMS CASELOAD STATISTICS OF THE GENERAL DISTRICT COURTS**

January 2024 thru July 2024 Dispositions (Compared to January 2023 thru July 2023)

**Rockbridge**

District: 25 FIPS: 163

2024 Overall GRAND TOTAL		Distribution of Caseload			Change*		Percentage (%) of Caseload		
<b>5,825</b>	-422 -6.8%	<b>Criminal</b>	829	14%	11.1% ▲	+83	<b>Criminal</b>	2023 11.9%	2024 14.2%
2024		<b>Traffic</b>	4,232	73%	-10.2% ▼	-481	<b>Traffic</b>	75.4%	72.7%
2023		<b>Civil</b>	705	12%	-2.5% ▼	-18	<b>Civil</b>	11.6%	12.1%
		<b>Civil Commitments</b>	59	1%	-9.2% ▼	-6	<b>Civil Commitments</b>	1.0%	1.0%
		<b>GRAND TOTAL</b>	<b>5,825</b>	100%	-6.8% ▼	-422	<b>GRAND TOTAL</b>	100%	100%

**Dispositions by Division & Code**

Division	Case Type Description	Code	Summary	Change	% Change	Absolute Change
<b>Criminal</b>	Misdemeanor	M	496	▲	+14.3%	+62
	Felony	F	216	▲	+14.3%	+27
	Capias	CA	75	▼	-10.7%	-9
	Show Cause	SC	22	▼	-21.4%	-6
	Civil Violation	CV	20	▲	+81.8%	+9
	<b>Total</b>			<b>829</b>	▲	<b>11.1%</b>
<b>Traffic</b>	Infraction	I	3,168	▲	+0.6%	+19
	Misdemeanor	M	1,015	▼	-30.9%	-453
	Capias	CA	27	▼	-54.2%	-32
	Felony	F	12	▼	-29.4%	-5
	Show Cause	SC	10	▼	-47.4%	-9
	Other	O	0	▼	-100.0%	-1
	<b>Total</b>			<b>4,232</b>	▼	<b>-10.2%</b>
<b>Civil</b>	Warrant in Debt	WD	270	▲	+1.9%	+5
	Garnishment	GA	176	▼	-5.4%	-10
	Unlawful Detainer	UD	67	▼	-26.4%	-24
	Other	OT	59	▲	+90.3%	+28
	Detinue	DT	40	▼	-50.0%	-40
	Preliminary Protective Order	PP	27	▲	+58.8%	+10
	Admin License	AL	16	▲	+6.7%	+1
	Protective Order	PO	13	▼	-23.5%	-4
	Show Cause	SC	12	▲	+140.0%	+7
	Impoundment	IM	5	▲	+400.0%	+4
	Abstract	AJ	4	▲	+100.0%	+2
	Interrogatory	IN	3	▼	-25.0%	-1
	Overweight	OC	3	▲	-	+3
	Petition-Restore Arms	PR	3	▲	-	+3
	Counter Claim	CC	2	▲	-	+2
	Tenants Assertion	TA	2	▲	-	+2
	Bond Forfeiture	BF	1	▼	-75.0%	-3
	Motion for Judgment	MJ	1	↔	-	-
	Zoning Violation	ZO	1	▼	-66.7%	-2
	Capias	CA	0	▼	-100.0%	-1
<b>Total</b>			<b>705</b>	▼	<b>-2.5%</b>	<b>-18</b>
<b>Civil Commitments</b>	Temporary Detention Order	TD	42	↔	-	-
	Emergency Custody Order	EC	17	▼	-26.1%	-6
	<b>Total</b>			<b>59</b>	▼	<b>-9.2%</b>
<b>GRAND TOTAL</b>			<b>5,825</b>	▼	-6.8%	-422

**Dispositions by Major Case Category\*\***

Category	Summary	Change	% Change	Absolute Change
Felony	228	▼	+10.7%	+22
Garnishment	179	▼	-5.8%	-11
General Civil	315	▲	-9.2%	-32
Infraction/Civil Violation	3,191	▲	+0.9%	+30
Landlord /Tenant	69	▲	-24.2%	-22
Misdemeanor	1,512	▼	-20.6%	-393
Other	291	▲	-7.0%	-22

\* Compared to same time period as previous year

\*\* Case Type Categories are defined in the 2017 Virginia Judicial Workload Assessment



**CPSS - GCMS CASELOAD STATISTICS OF THE GENERAL DISTRICT COURTS**  
January 2024 thru July 2024 Dispositions (Compared to January 2023 thru July 2023)

---

Protective Orders	40	▲	+17.6%	+6
<b>GRAND TOTAL</b>	<b>5,825</b>	▼	-6.8%	-422

---

\* Compared to same time period as previous year  
8/19/2024 3:37:29PM

\*\* Case Type Categories are defined in the 2017 Virginia Judicial Workload Assessment  
Source: SCV-SQL-Information

2024 Overall GRAND TOTAL		Distribution of Caseload			Change*		Percentage (%) of Caseload			
2024	5,560	Criminal	823	15%	-16.9%	▼	-167	Criminal	2023	18.4%
			Traffic	2,714	49%	3.4%	▲		+88	2024
2023		Civil	1,039	19%	20.4%	▲	+176	Traffic	48.7%	48.8%
		Civil Commitments	984	18%	8.4%	▲	+76	Civil	16.0%	18.7%
		<b>GRAND TOTAL</b>	<b>5,560</b>	<b>100%</b>	<b>3.2%</b>	<b>▲</b>	<b>+173</b>	<b>GRAND TOTAL</b>	<b>100%</b>	<b>100%</b>

**Dispositions by Division & Code**

Division	Case Type Description	Code	Summary	Change	% Change	Absolute Change
<b>Criminal</b>	Misdemeanor	M	395	▼	-8.6%	-37
	Felony	F	235	▼	-32.5%	-113
	Capias	CA	99	▼	-26.7%	-36
	Show Cause	SC	48	▲	+4.3%	+2
	Civil Violation	CV	42	▲	+121.1%	+23
	Motion	MO	2	▼	-77.8%	-7
	Restricted Operators License	RL	2	▲	+100.0%	+1
	<b>Total</b>			<b>823</b>	<b>▼</b>	<b>-16.9%</b>
<b>Traffic</b>	Infraction	I	2,205	▲	+6.3%	+130
	Misdemeanor	M	376	▼	-5.1%	-20
	Capias	CA	99	▲	+1.0%	+1
	Other	O	16	▼	-54.3%	-19
	Show Cause	SC	12	▲	+100.0%	+6
	Felony	F	3	▼	-72.7%	-8
	Restricted Operators License	RL	2	▲	+100.0%	+1
	Motion	MO	1	↔		-
	Civil Violation	CV	0	▼	-100.0%	-3
<b>Total</b>			<b>2,714</b>	<b>▲</b>	<b>3.4%</b>	<b>+88</b>
<b>Civil</b>	Warrant in Debt	WD	398	▲	+54.9%	+141
	Garnishment	GA	258	▼	-2.3%	-6
	Unlawful Detainer	UD	179	▲	+17.8%	+27
	Other	OT	44	▲	+25.7%	+9
	Preliminary Protective Order	PP	35	▲	+150.0%	+21
	Detinue	DT	28	▲	+21.7%	+5
	Protective Order	PO	28	▲	+100.0%	+14
	Interrogatory	IN	16	▼	-52.9%	-18
	Show Cause	SC	15	▼	-21.1%	-4
	Admin License	AL	13	▼	-27.8%	-5
	Abstract	AJ	8	▼	-57.9%	-11
	Impoundment	IM	7	▲	+250.0%	+5
	Bond Forfeiture	BF	4	▲	+300.0%	+3
	Motion for Judgment	MJ	2	▼	-50.0%	-2
	Capias	CA	1	▼	-75.0%	-3
	Counter Claim	CC	1	▲	-	+1
	Petition-Restore Arms	PR	1	▼	-50.0%	-1
	Tenants Assertion	TA	1	▲	-	+1
	Cross Claim	CR	0	▼	-100.0%	-1
<b>Total</b>			<b>1,039</b>	<b>▲</b>	<b>20.4%</b>	<b>+176</b>
<b>Civil Commitments</b>	Mental Commitment	MC	605	▲	+8.4%	+47
	Other	OT	221	▲	+16.3%	+31
	Temporary Detention Order	TD	85	▼	-7.6%	-7
	Emergency Custody Order	EC	45	▼	-4.3%	-2
	Petition	PT	28	▲	+33.3%	+7
<b>Total</b>			<b>984</b>	<b>▲</b>	<b>8.4%</b>	<b>+76</b>
<b>GRAND TOTAL</b>			<b>5,560</b>	<b>▲</b>	<b>3.2%</b>	<b>+173</b>

\* Compared to same time period as previous year  
 8/19/2024 3:37:29PM

\*\* Case Type Categories are defined in the 2017 Virginia Judicial Workload Assessment  
 Source: SCV-SQL-Information

**CPSS - GCMS CASELOAD STATISTICS OF THE GENERAL DISTRICT COURTS**

January 2024 thru July 2024 Dispositions (Compared to January 2023 thru July 2023)

**Staunton**

District: 25 FIPS: 790

**Dispositions by Major Case Category\*\***

Category	Summary	Change	% Change	Absolute Change
Felony	238	▼	-33.7%	-121
Garnishment	274	▼	-8.1%	-24
General Civil	431	▲	+50.2%	+144
Infraction/Civil Violation	2,263	▼	+6.1%	+131
Involuntary Civil Commitments	249	▲	+18.0%	+38
Landlord /Tenant	180	▲	+18.4%	+28
Misdemeanor	775	▲	-6.6%	-55
Other	1,087	▲	-0.3%	-3
Protective Orders	63	▲	+125.0%	+35
<b>GRAND TOTAL</b>	<b>5,560</b>	▲	3.2%	+173

\* Compared to same time period as previous year  
8/19/2024 3:37:29PM

\*\* Case Type Categories are defined in the 2017 Virginia Judicial Workload Assessment  
Source: SCV-SQL-Information

2024 Overall GRAND TOTAL		Distribution of Caseload			Change*		Percentage (%) of Caseload			
<b>3,447</b>	+146 4.4%	<b>Criminal</b>	560	16%	-5.6%	▼	-33	<b>Criminal</b>	2023 18.0%	2024 16.2%
2024	↑	<b>Traffic</b>	937	27%	38.6%	▲	+261	<b>Traffic</b>	20.5%	27.2%
2023		<b>Civil</b>	1,851	54%	-4.6%	▲	-89	<b>Civil</b>	58.8%	53.7%
		<b>Civil Commitments</b>	99	3%	7.6%	▲	+7	<b>Civil Commitments</b>	2.8%	2.9%
		<b>GRAND TOTAL</b>	<b>3,447</b>	100%	4.4%	▲	+146	<b>GRAND TOTAL</b>	100%	100%

Dispositions by Division & Code

Division	Case Type Description	Code	Summary	Change	% Change	Absolute Change
<b>Criminal</b>	Misdemeanor	M	275	▲	+4.6%	+12
	Felony	F	182	▼	-6.2%	-12
	Capias	CA	71	▼	-34.3%	-37
	Show Cause	SC	27	▲	+28.6%	+6
	Civil Violation	CV	5	▼	-28.6%	-2
	<b>Total</b>			<b>560</b>	▼	<b>-5.6%</b>
<b>Traffic</b>	Infraction	I	600	▲	+47.8%	+194
	Misdemeanor	M	241	▲	+24.2%	+47
	Capias	CA	66	▲	+135.7%	+38
	Show Cause	SC	13	▼	-50.0%	-13
	Civil Violation	CV	7	▲	+40.0%	+2
	Felony	F	7	▼	-36.4%	-4
	Restricted Operators License	RL	3	▼	-50.0%	-3
	<b>Total</b>			<b>937</b>	▲	<b>38.6%</b>
<b>Civil</b>	Warrant in Debt	WD	1,048	▼	-5.2%	-57
	Garnishment	GA	318	▲	+5.6%	+17
	Unlawful Detainer	UD	230	▲	+7.0%	+15
	Detinue	DT	91	▼	-28.3%	-36
	Other	OT	46	▼	-31.3%	-21
	Preliminary Protective Order	PP	36	▼	-14.3%	-6
	Show Cause	SC	18	▼	-10.0%	-2
	Admin License	AL	14	▲	+40.0%	+4
	Interrogatory	IN	14	▼	-30.0%	-6
	Abstract	AJ	12	▲	+33.3%	+3
	Protective Order	PO	11	↔		-
	Detinue Seizure	DZ	4	▲	-	+4
	Motion for Judgment	MJ	4	▼	-33.3%	-2
	Capias	CA	2	↔		-
	Impoundment	IM	2	▼	-33.3%	-1
	Counter Claim	CC	1	↔		-
	Tenants Assertion	TA	0	▼	-100.0%	-1
<b>Total</b>			<b>1,851</b>	▼	<b>-4.6%</b>	<b>-89</b>
<b>Civil Commitments</b>	Temporary Detention Order	TD	70	▲	+1.4%	+1
	Emergency Custody Order	EC	29	▲	+26.1%	+6
	<b>Total</b>		<b>99</b>	▲	<b>7.6%</b>	<b>+7</b>
<b>GRAND TOTAL</b>			<b>3,447</b>	▲	4.4%	+146

Dispositions by Major Case Category\*\*

Category	Summary	Change	% Change	Absolute Change
Felony	189	▼	-7.8%	-16
Garnishment	332	▼	+3.4%	+11
General Civil	1,147	▲	-7.4%	-92
Infraction/Civil Violation	612	▲	+46.4%	+194
Landlord /Tenant	230	▼	+6.5%	+14
Misdemeanor	519	▼	+12.1%	+56
Other	371	▲	-3.9%	-15
Protective Orders	47	▼	-11.3%	-6

\* Compared to same time period as previous year  
 8/19/2024 3:37:29PM

\*\* Case Type Categories are defined in the 2017 Virginia Judicial Workload Assessment  
 Source: SCV-SQL-Information

**CPSS - GCMS CASELOAD STATISTICS OF THE GENERAL DISTRICT COURTS**  
January 2024 thru July 2024 Dispositions (Compared to January 2023 thru July 2023)

---

<i><b>GRAND TOTAL</b></i>	<b>3,447</b>	▲	4.4%	+146
---------------------------	--------------	---	------	------

---

\* Compared to same time period as previous year  
8/19/2024 3:37:29PM

\*\* Case Type Categories are defined in the 2017 Virginia Judicial Workload Assessment  
Source: SCV-SQL-Information

2024 Overall GRAND TOTAL		Distribution of Caseload			Change*		Percentage (%) of Caseload		
<b>2,200</b>	-284 -11.4%	<b>Criminal</b>	172	8%	-20.7% ▼	-45	<b>Criminal</b>	2023 8.7%	2024 7.8%
2024		<b>Traffic</b>	1,781	81%	-13.5% ▼	-277	<b>Traffic</b>	82.9%	81.0%
2023		<b>Civil</b>	239	11%	18.9% ▲	+38	<b>Civil</b>	8.1%	10.9%
		<b>Civil Commitments</b>	8	0%	0.0%	0	<b>Civil Commitments</b>	0.3%	0.4%
		<b>GRAND TOTAL</b>	<b>2,200</b>	100%	-11.4% ▼	-284	<b>GRAND TOTAL</b>	100%	100%

Dispositions by Division & Code

Division	Case Type Description	Code	Summary	Change	% Change	Absolute Change
<b>Criminal</b>	Misdemeanor	M	105	▼	-32.3%	-50
	Felony	F	24	▼	-7.7%	-2
	Show Cause	SC	17	↔		-
	Capias	CA	11	▲	+175.0%	+7
	Civil Violation	CV	9	↔		-
	Motion	MO	5	▲	+66.7%	+2
	Restricted Operators License	RL	1	▼	-66.7%	-2
	<b>Total</b>			<b>172</b>	▼	<b>-20.7%</b>
<b>Traffic</b>	Infraction	I	1,507	▼	-12.5%	-215
	Misdemeanor	M	260	▼	-20.0%	-65
	Show Cause	SC	5	▲	+66.7%	+2
	Capias	CA	4	↔		-
	Felony	F	4	↔		-
	Motion	MO	1	▲	-	+1
<b>Total</b>			<b>1,781</b>	▼	<b>-13.5%</b>	<b>-277</b>
<b>Civil</b>	Warrant in Debt	WD	111	▲	+26.1%	+23
	Garnishment	GA	43	▼	-18.9%	-10
	Admin License	AL	41	▲	+115.8%	+22
	Unlawful Detainer	UD	19	▼	-13.6%	-3
	Other	OT	8	↔		-
	Preliminary Protective Order	PP	5	▲	+150.0%	+3
	Protective Order	PO	5	▲	-	+5
	Impoundment	IM	3	▼	-25.0%	-1
	Abstract	AJ	1	▲	-	+1
	Detinue	DT	1	▼	-50.0%	-1
	Motion for Judgment	MJ	1	▲	-	+1
	Show Cause	SC	1	↔		-
	Bond Forfeiture	BF	0	▼	-100.0%	-1
Interrogatory	IN	0	▼	-100.0%	-1	
<b>Total</b>			<b>239</b>	▲	<b>18.9%</b>	<b>+38</b>
<b>Civil Commitments</b>	Temporary Detention Order	TD	5	▼	-28.6%	-2
	Emergency Custody Order	EC	3	▲	+200.0%	+2
<b>Total</b>			<b>8</b>		<b>0.0%</b>	<b>0</b>
<b>GRAND TOTAL</b>			<b>2,200</b>	▼	-11.4%	-284

Dispositions by Major Case Category\*\*

Category	Summary	Change	% Change	Absolute Change
Felony	28	▼	-6.7%	-2
Garnishment	43	▼	-20.4%	-11
General Civil	116	▲	+24.7%	+23
Infraction/Civil Violation	1,516	▼	-12.4%	-215
Landlord /Tenant	19	▼	-13.6%	-3
Misdemeanor	366	▼	-24.2%	-117
Other	102	▲	+47.8%	+33
Protective Orders	10	▲	+400.0%	+8
<b>GRAND TOTAL</b>	<b>2,200</b>	▼	-11.4%	-284

\* Compared to same time period as previous year  
 8/19/2024 3:37:29PM

\*\* Case Type Categories are defined in the 2017 Virginia Judicial Workload Assessment  
 Source: SCV-SQL-Information



2024 Overall GRAND TOTAL		Distribution of Caseload			Change*		Percentage (%) of Caseload		
<b>10,686</b>	+278 2.7%	<b>Criminal</b>	1,688	16%	-17.3% ▼	-354	<b>Criminal</b>	2023 19.6%	2024 15.8%
2024		<b>Traffic</b>	6,746	63%	6.0% ▲	+382	<b>Traffic</b>	61.1%	63.1%
2023		<b>Civil</b>	2,179	20%	12.6% ▲	+244	<b>Civil</b>	18.6%	20.4%
		<b>Civil Commitments</b>	73	1%	9.0% ▲	+6	<b>Civil Commitments</b>	0.6%	0.7%
		<b>GRAND TOTAL</b>	<b>10,686</b>	100%	2.7% ▲	+278	<b>GRAND TOTAL</b>	100%	100%

**Dispositions by Division & Code**

Division	Case Type Description	Code	Summary	Change	% Change	Absolute Change
<b>Criminal</b>	Misdemeanor	M	935	▲	+4.0%	+36
	Felony	F	326	▼	-52.8%	-365
	Capias	CA	196	▲	+3.7%	+7
	Show Cause	SC	179	▼	-9.6%	-19
	Civil Violation	CV	52	▼	-20.0%	-13
	<b>Total</b>			<b>1,688</b>	▼	<b>-17.3%</b>
<b>Traffic</b>	Infraction	I	5,201	▲	+5.8%	+283
	Misdemeanor	M	1,403	▲	+7.0%	+92
	Capias	CA	71	▼	-5.3%	-4
	Show Cause	SC	39	▲	+8.3%	+3
	Felony	F	29	▲	+38.1%	+8
	Civil Violation	CV	2	↔		-
	Other	O	1	↔		-
	<b>Total</b>			<b>6,746</b>	▲	<b>6.0%</b>
<b>Civil</b>	Warrant in Debt	WD	1,016	▲	+29.4%	+231
	Garnishment	GA	630	▲	+16.7%	+90
	Unlawful Detainer	UD	147	▲	+2.8%	+4
	Admin License	AL	89	▼	-25.8%	-31
	Other	OT	59	▼	+28.3%	+13
	Motor Carrier	MC	43	▼	-27.1%	-16
	Preliminary Protective Order	PP	38	▲	+26.7%	+8
	Overweight	OC	37	▼	-32.7%	-18
	Protective Order	PO	37	▲	+48.0%	+12
	Show Cause	SC	24	▼	-25.0%	-8
	Bond Forfeiture	BF	14	▼	-6.7%	-1
	Abstract	AJ	13	▼	-55.2%	-16
	Interrogatory	IN	13	▲	+85.7%	+6
	Impoundment	IM	11	▼	-71.1%	-27
	Detinue	DT	5	↔		-
	Petition-Restore Arms	PR	3	▲	+200.0%	+2
	Capias	CA	0	▼	-100.0%	-1
	Motion for Judgment	MJ	0	▼	-100.0%	-2
	Restricted Operators License	RL	0	▼	-100.0%	-1
	Tenants Assertion	TA	0	▼	-100.0%	-1
<b>Total</b>			<b>2,179</b>	▲	<b>12.6%</b>	<b>+244</b>
<b>Civil Commitments</b>	Temporary Detention Order	TD	52	▲	+10.6%	+5
	Emergency Custody Order	EC	21	▲	+5.0%	+1
	<b>Total</b>		<b>73</b>	▲	<b>9.0%</b>	<b>+6</b>
<b>GRAND TOTAL</b>			<b>10,686</b>	▲	2.7%	+278

**Dispositions by Major Case Category\*\***

Category	Summary	Change	% Change	Absolute Change
Felony	355	▼	-50.1%	-357
Garnishment	643	▲	+17.6%	+96
General Civil	1,027	▲	+27.7%	+223
Infraction/Civil Violation	5,336	▼	+4.6%	+236
Landlord /Tenant	147	▼	+2.1%	+3
Misdemeanor	2,338	▼	+5.7%	+127

\* Compared to same time period as previous year  
 8/19/2024 3:37:29PM

\*\* Case Type Categories are defined in the 2017 Virginia Judicial Workload Assessment  
 Source: SCV-SQL-Information



**CPSS - GCMS CASELOAD STATISTICS OF THE GENERAL DISTRICT COURTS**  
 January 2024 thru July 2024 Dispositions (Compared to January 2023 thru July 2023)

Other	765	▼	-8.4%	-70
Protective Orders	75	▲	+36.4%	+20
<b>GRAND TOTAL</b>	<b>10,686</b>	▲	2.7%	+278

\* Compared to same time period as previous year  
 8/19/2024 3:37:29PM

\*\* Case Type Categories are defined in the 2017 Virginia Judicial Workload Assessment  
 Source: SCV-SQL-Information

2024 Overall GRAND TOTAL		Distribution of Caseload			Change*		Percentage (%) of Caseload		
<b>3,844</b>	+134 3.6%	<b>Criminal</b>	529	14%	-38.1% ▼	-325	<b>Criminal</b>	2023 23.0%	2024 13.8%
2024	↑	<b>Traffic</b>	2,603	68%	21.5% ▲	+461	<b>Traffic</b>	57.7%	67.7%
2023		<b>Civil</b>	667	17%	-2.3% ▲	-16	<b>Civil</b>	18.4%	17.4%
		<b>Civil Commitments</b>	45	1%	45.2% ▲	+14	<b>Civil Commitments</b>	0.8%	1.2%
		<b>GRAND TOTAL</b>	<b>3,844</b>	100%	3.6% ▲	+134	<b>GRAND TOTAL</b>	100%	100%

Dispositions by Division & Code

Division	Case Type Description	Code	Summary	Change	% Change	Absolute Change
<b>Criminal</b>	Misdemeanor	M	245	▼	-48.3%	-229
	Felony	F	191	▼	-30.5%	-84
	Show Cause	SC	45	▲	+12.5%	+5
	Capias	CA	31	▼	-35.4%	-17
	Civil Violation	CV	16	▲	+6.7%	+1
	Motion	MO	1	▲	-	+1
	Restricted Operators License	RL	0	▼	-100.0%	-2
	<b>Total</b>			<b>529</b>	▼	<b>-38.1%</b>
<b>Traffic</b>	Infraction	I	2,130	▲	+36.1%	+565
	Misdemeanor	M	443	▼	-18.6%	-101
	Show Cause	SC	16	▲	+6.7%	+1
	Capias	CA	9	▼	-18.2%	-2
	Felony	F	5	↔	-	-
	Restricted Operators License	RL	0	▼	-100.0%	-2
	<b>Total</b>			<b>2,603</b>	▲	<b>21.5%</b>
<b>Civil</b>	Garnishment	GA	242	▲	+23.5%	+46
	Warrant in Debt	WD	229	▼	-19.1%	-54
	Unlawful Detainer	UD	56	▼	-15.2%	-10
	Other	OT	29	▼	-25.6%	-10
	Preliminary Protective Order	PP	22	▲	+57.1%	+8
	Interrogatory	IN	20	▲	+25.0%	+4
	Detinue	DT	19	▲	+18.8%	+3
	Admin License	AL	14	▼	-22.2%	-4
	Protective Order	PO	11	↔	-	-
	Show Cause	SC	10	▼	-23.1%	-3
	Abstract	AJ	7	▲	+133.3%	+4
	Impoundment	IM	6	▲	+500.0%	+5
	Counter Claim	CC	2	↔	-	-
	Motion for Judgment	MJ	0	▼	-100.0%	-1
	Petition-Restore Arms	PR	0	▼	-100.0%	-1
	Restricted Operators License	RL	0	▼	-100.0%	-1
	Tenants Assertion	TA	0	▼	-100.0%	-1
Third Party Claim	TH	0	▼	-100.0%	-1	
<b>Total</b>			<b>667</b>	▼	<b>-2.3%</b>	<b>-16</b>
<b>Civil Commitments</b>	Temporary Detention Order	TD	32	▲	+88.2%	+15
	Emergency Custody Order	EC	13	▼	-7.1%	-1
	<b>Total</b>			<b>45</b>	▲	<b>45.2%</b>
<b>GRAND TOTAL</b>			<b>3,844</b>	▲	3.6%	+134

Dispositions by Major Case Category\*\*

Category	Summary	Change	% Change	Absolute Change
Felony	196	▼	-30.0%	-84
Garnishment	262	▲	+23.6%	+50
General Civil	249	▼	-17.5%	-53
Infraction/Civil Violation	2,146	▲	+35.8%	+566
Landlord /Tenant	56	▼	-16.4%	-11
Misdemeanor	688	▼	-32.7%	-335
Other	214	▲	-3.2%	-7

\* Compared to same time period as previous year  
 8/19/2024 3:37:29PM

\*\* Case Type Categories are defined in the 2017 Virginia Judicial Workload Assessment  
 Source: SCV-SQL-Information

**CPSS - GCMS CASELOAD STATISTICS OF THE GENERAL DISTRICT COURTS**  
January 2024 thru July 2024 Dispositions (Compared to January 2023 thru July 2023)

---

Protective Orders	33	▲	+32.0%	+8
<b>GRAND TOTAL</b>	<b>3,844</b>	▲	3.6%	+134

---

\* Compared to same time period as previous year  
8/19/2024 3:37:29PM

\*\* Case Type Categories are defined in the 2017 Virginia Judicial Workload Assessment  
Source: SCV-SQL-Information

2024 Overall GRAND TOTAL		Distribution of Caseload			Change*		Percentage (%) of Caseload		
<b>20,282</b>	-937 -4.4%	<b>Criminal</b>	3,357	17%	-7.1% ▼	-256	<b>Criminal</b>	2023 17.0%	2024 16.6%
2024		<b>Traffic</b>	11,955	59%	-5.6% ▼	-714	<b>Traffic</b>	59.7%	58.9%
2023		<b>Civil</b>	4,582	23%	1.3% ▲	+57	<b>Civil</b>	21.3%	22.6%
		<b>Civil Commitments</b>	388	2%	-5.8% ▼	-24	<b>Civil Commitments</b>	1.9%	1.9%
		<b>GRAND TOTAL</b>	<b>20,282</b>	100%	-4.4% ▼	-937	<b>GRAND TOTAL</b>	100%	100%

Dispositions by Division & Code

Division	Case Type Description	Code	Summary	Change	% Change	Absolute Change
<b>Criminal</b>	Misdemeanor	M	1,827	▼	-3.6%	-69
	Felony	F	960	▼	-10.4%	-112
	Capias	CA	267	▼	-22.2%	-76
	Show Cause	SC	221	▲	+4.7%	+10
	Civil Violation	CV	82	▼	-8.9%	-8
	Restricted Operators License	RL	0	▼	-100.0%	-1
	<b>Total</b>			<b>3,357</b>	▼	<b>-7.1%</b>
<b>Traffic</b>	Infraction	I	8,855	▼	-9.3%	-913
	Misdemeanor	M	2,835	▲	+1.1%	+31
	Civil Violation	CV	154	▲	+3,750.0%	+150
	Felony	F	38	▲	+18.8%	+6
	Capias	CA	37	▲	+32.1%	+9
	Show Cause	SC	31	▲	+14.8%	+4
	Restricted Operators License	RL	5	↔		-
	Other	O	0	▼	-100.0%	-1
<b>Total</b>			<b>11,955</b>	▼	<b>-5.6%</b>	<b>-714</b>
<b>Civil</b>	Warrant in Debt	WD	2,009	▲	+15.0%	+262
	Garnishment	GA	810	▼	-9.9%	-89
	Unlawful Detainer	UD	677	▼	-11.2%	-85
	Admin License	AL	184	▲	+29.6%	+42
	Impoundment	IM	167	▲	+75.8%	+72
	Other	OT	155	▲	+10.7%	+15
	Detinue	DT	109	▼	-17.4%	-23
	Preliminary Protective Order	PP	103	▼	-8.8%	-10
	Bond Forfeiture	BF	82	▲	+3.8%	+3
	Protective Order	PO	82	▼	-23.4%	-25
	Interrogatory	IN	79	▼	-26.9%	-29
	Show Cause	SC	56	▼	-43.4%	-43
	Abstract	AJ	35	▼	-53.3%	-40
	Motion for Judgment	MJ	20	▲	+100.0%	+10
	Capias	CA	4	▲	+100.0%	+2
	Overweight	OC	4	▲	+300.0%	+3
	Tenants Assertion	TA	3	↔		-
	Petition-Restore Arms	PR	2	▼	-33.3%	-1
	Cross Claim	CR	1	▲	-	+1
	Counter Claim	CC	0	▼	-100.0%	-7
Restricted Operators License	RL	0	▼	-100.0%	-1	
<b>Total</b>			<b>4,582</b>	▲	<b>1.3%</b>	<b>+57</b>
<b>Civil Commitments</b>	Temporary Detention Order	TD	159	▼	-3.0%	-5
	Mental Commitment	MC	100	▼	-2.0%	-2
	Emergency Custody Order	EC	83	▼	-9.8%	-9
	Petition	PT	27	▼	-35.7%	-15
	Other	OT	16	▲	+33.3%	+4
	Medical Emergency Temporary Detention Order	MT	3	▲	-	+3
<b>Total</b>			<b>388</b>	▼	<b>-5.8%</b>	<b>-24</b>
<b>GRAND TOTAL</b>			<b>20,282</b>	▼	-4.4%	-937

\* Compared to same time period as previous year  
 8/19/2024 3:37:29PM

\*\* Case Type Categories are defined in the 2017 Virginia Judicial Workload Assessment  
 Source: SCV-SQL-Information

**Dispositions by Major Case Category\*\***

Category	Summary	Change	% Change	Absolute Change
Felony	998	▲	-9.6%	-106
Garnishment	889	▼	-11.7%	-118
General Civil	2,174	▲	+13.8%	+263
Infraction/Civil Violation	9,095	▲	-7.8%	-769
Involuntary Civil Commitments	43	▼	-20.4%	-11
Landlord /Tenant	680	▼	-11.1%	-85
Misdemeanor	4,667	▼	-0.8%	-40
Other	1,551	▲	-2.3%	-36
Protective Orders	185	▼	-15.9%	-35
<b>GRAND TOTAL</b>	<b>20,282</b>	▼	-4.4%	-937

\* Compared to same time period as previous year  
 8/19/2024 3:37:29PM

\*\* Case Type Categories are defined in the 2017 Virginia Judicial Workload Assessment  
 Source: SCV-SQL-Information

2024 Overall GRAND TOTAL		Distribution of Caseload			Change*		Percentage (%) of Caseload		
<b>7,727</b>	+1,073 16.1%	<b>Criminal</b>	829	11%	-8.5% ▼	-77	<b>Criminal</b>	2023 13.6%	2024 10.7%
2024		<b>Traffic</b>	5,708	74%	24.7% ▲	+1,129	<b>Traffic</b>	68.8%	73.9%
2023		<b>Civil</b>	1,145	15%	1.7% ▲	+19	<b>Civil</b>	16.9%	14.8%
		<b>Civil Commitments</b>	45	1%	4.7% ▲	+2	<b>Civil Commitments</b>	0.6%	0.6%
		<b>GRAND TOTAL</b>	<b>7,727</b>	100%	16.1% ▲	+1,073	<b>GRAND TOTAL</b>	100%	100%

**Dispositions by Division & Code**

Division	Case Type Description	Code	Summary	Change	% Change	Absolute Change
<b>Criminal</b>	Misdemeanor	M	424	▼	-11.1%	-53
	Felony	F	193	▼	-26.3%	-69
	Show Cause	SC	91	▲	+85.7%	+42
	Capias	CA	73	▼	-14.1%	-12
	Civil Violation	CV	38	▲	+31.0%	+9
	Motion	MO	10	▲	+150.0%	+6
	<b>Total</b>			<b>829</b>	▼	<b>-8.5%</b>
<b>Traffic</b>	Infraction	I	4,426	▲	+31.2%	+1,053
	Misdemeanor	M	1,203	▲	+5.2%	+60
	Capias	CA	37	▲	+27.6%	+8
	Show Cause	SC	28	▲	+55.6%	+10
	Felony	F	12	▼	-20.0%	-3
	Civil Violation	CV	1	↔		-
	Motion	MO	1	▲	-	+1
<b>Total</b>			<b>5,708</b>	▲	<b>24.7%</b>	<b>+1,129</b>
<b>Civil</b>	Warrant in Debt	WD	496	▲	+2.1%	+10
	Garnishment	GA	365	▲	+17.4%	+54
	Unlawful Detainer	UD	108	▼	-1.8%	-2
	Other	OT	41	▲	-12.8%	-6
	Admin License	AL	38	▲	+2.7%	+1
	Show Cause	SC	25	▲	+78.6%	+11
	Preliminary Protective Order	PP	15	▼	-48.3%	-14
	Bond Forfeiture	BF	13	▼	-18.8%	-3
	Abstract	AJ	9	▼	-72.7%	-24
	Impoundment	IM	9	▲	+12.5%	+1
	Protective Order	PO	9	▼	-25.0%	-3
	Interrogatory	IN	8	▼	-27.3%	-3
	Detinue	DT	6	▲	+50.0%	+2
	Capias	CA	1	▼	-75.0%	-3
	Motion for Judgment	MJ	1	↔		-
	Tenants Assertion	TA	1	▲	-	+1
	Counter Claim	CC	0	▼	-100.0%	-1
	Overweight	OC	0	▼	-100.0%	-1
Restricted Operators License	RL	0	▼	-100.0%	-1	
<b>Total</b>			<b>1,145</b>	▲	<b>1.7%</b>	<b>+19</b>
<b>Civil Commitments</b>	Temporary Detention Order	TD	25	▼	-19.4%	-6
	Emergency Custody Order	EC	20	▲	+66.7%	+8
	<b>Total</b>		<b>45</b>	▲	<b>4.7%</b>	<b>+2</b>
<b>GRAND TOTAL</b>			<b>7,727</b>	▲	16.1%	+1,073

**Dispositions by Major Case Category\*\***

Category	Summary	Change	% Change	Absolute Change
Felony	205	▼	-26.0%	-72
Garnishment	373	▼	+15.8%	+51
General Civil	511	▲	+3.4%	+17
Infraction/Civil Violation	4,465	▼	+31.2%	+1,061
Landlord /Tenant	109	▲	-0.9%	-1
Misdemeanor	1,627	▼	+0.4%	+6

\* Compared to same time period as previous year  
 8/19/2024 3:37:29PM

\*\* Case Type Categories are defined in the 2017 Virginia Judicial Workload Assessment  
 Source: SCV-SQL-Information

**CPSS - GCMS CASELOAD STATISTICS OF THE GENERAL DISTRICT COURTS**

January 2024 thru July 2024 Dispositions (Compared to January 2023 thru July 2023)

Other	413	▲	+7.3%	+28
Protective Orders	24	▼	-41.5%	-17
<b>GRAND TOTAL</b>	<b>7,727</b>	▲	16.1%	+1,073

\* Compared to same time period as previous year  
8/19/2024 3:37:29PM

\*\* Case Type Categories are defined in the 2017 Virginia Judicial Workload Assessment  
Source: SCV-SQL-Information

2024 Overall GRAND TOTAL		Distribution of Caseload			Change*		Percentage (%) of Caseload		
<b>6,319</b>	+447 7.6%	<b>Criminal</b>	1,414	22%	5.3% ▲	+71	<b>Criminal</b>	2023 22.9%	2024 22.4%
2024		<b>Traffic</b>	3,274	52%	2.2% ▲	+69	<b>Traffic</b>	54.6%	51.8%
2023		<b>Civil</b>	1,543	24%	23.3% ▲	+292	<b>Civil</b>	21.3%	24.4%
		<b>Civil Commitments</b>	88	1%	20.5% ▲	+15	<b>Civil Commitments</b>	1.2%	1.4%
		<b>GRAND TOTAL</b>	<b>6,319</b>	100%	7.6% ▲	+447	<b>GRAND TOTAL</b>	100%	100%

Dispositions by Division & Code

Division	Case Type Description	Code	Summary	Change	% Change	Absolute Change
<b>Criminal</b>	Misdemeanor	M	759	▲	+7.4%	+52
	Felony	F	395	▲	+17.2%	+58
	Capias	CA	121	▼	-10.4%	-14
	Show Cause	SC	101	▼	-19.2%	-24
	Civil Violation	CV	38	↔		-
	Restricted Operators License	RL	0	▼	-100.0%	-1
	<b>Total</b>			<b>1,414</b>	<b>▲</b>	<b>5.3%</b>
<b>Traffic</b>	Infraction	I	2,405	▼	-2.3%	-57
	Misdemeanor	M	781	▲	+17.1%	+114
	Capias	CA	28	▼	-15.2%	-5
	Civil Violation	CV	25	▲	+2,400.0%	+24
	Show Cause	SC	23	▼	-8.0%	-2
	Felony	F	12	▼	-29.4%	-5
<b>Total</b>			<b>3,274</b>	<b>▲</b>	<b>2.2%</b>	<b>+69</b>
<b>Civil</b>	Warrant in Debt	WD	637	▲	+27.4%	+137
	Garnishment	GA	416	▲	+19.2%	+67
	Unlawful Detainer	UD	144	▼	-3.4%	-5
	Impoundment	IM	91	▲	+46.8%	+29
	Admin License	AL	67	▲	+39.6%	+19
	Other	OT	32	▲	+6.7%	+2
	Show Cause	SC	31	▲	+158.3%	+19
	Detinue	DT	30	▲	+30.4%	+7
	Interrogatory	IN	27	▲	+440.0%	+22
	Preliminary Protective Order	PP	20	▲	+11.1%	+2
	Protective Order	PO	20	▲	+66.7%	+8
	Abstract	AJ	16	▼	-52.9%	-18
	Bond Forfeiture	BF	6	▲	+200.0%	+4
	Overweight	OC	2	▲	+100.0%	+1
	Counter Claim	CC	1	↔		-
	Motion for Judgment	MJ	1	▼	-50.0%	-1
	Petition-Restore Arms	PR	1	↔		-
	Tenants Assertion	TA	1	▲	-	+1
	Capias	CA	0	▼	-100.0%	-1
	Restricted Operators License	RL	0	▼	-100.0%	-1
<b>Total</b>			<b>1,543</b>	<b>▲</b>	<b>23.3%</b>	<b>+292</b>
<b>Civil Commitments</b>	Temporary Detention Order	TD	53	▼	-3.6%	-2
	Emergency Custody Order	EC	35	▲	+94.4%	+17
	<b>Total</b>		<b>88</b>	<b>▲</b>	<b>20.5%</b>	<b>+15</b>
<b>GRAND TOTAL</b>			<b>6,319</b>	<b>▲</b>	<b>7.6%</b>	<b>+447</b>

Dispositions by Major Case Category\*\*

Category	Summary	Change	% Change	Absolute Change
Felony	407	▼	+15.0%	+53
Garnishment	443	▲	+25.1%	+89
General Civil	675	▲	+26.9%	+143
Infraction/Civil Violation	2,470	▲	-1.3%	-32
Landlord /Tenant	145	▲	-2.7%	-4
Misdemeanor	1,540	▼	+11.9%	+164

\* Compared to same time period as previous year

\*\* Case Type Categories are defined in the 2017 Virginia Judicial Workload Assessment



**CPSS - GCMS CASELOAD STATISTICS OF THE GENERAL DISTRICT COURTS**

January 2024 thru July 2024 Dispositions (Compared to January 2023 thru July 2023)

Other	599	▲	+4.2%	+24
Protective Orders	40	▲	+33.3%	+10
<b>GRAND TOTAL</b>	<b>6,319</b>	▲	7.6%	+447

\* Compared to same time period as previous year  
8/19/2024 3:37:29PM

\*\* Case Type Categories are defined in the 2017 Virginia Judicial Workload Assessment  
Source: SCV-SQL-Information

2024 Overall GRAND TOTAL		Distribution of Caseload			Change*		Percentage (%) of Caseload		
<b>6,769</b>	+504 8.0%	<b>Criminal</b>	1,612	24%	12.1% ▲	+174	<b>Criminal</b>	2023 23.0%	2024 23.8%
2024		<b>Traffic</b>	2,705	40%	7.3% ▲	+185	<b>Traffic</b>	40.2%	40.0%
2023		<b>Civil</b>	2,202	33%	4.9% ▲	+103	<b>Civil</b>	33.5%	32.5%
		<b>Civil Commitments</b>	250	4%	20.2% ▲	+42	<b>Civil Commitments</b>	3.3%	3.7%
		<b>GRAND TOTAL</b>	<b>6,769</b>	100%	8.0% ▲	+504	<b>GRAND TOTAL</b>	100%	100%

Dispositions by Division & Code

Division	Case Type Description	Code	Summary	Change	% Change	Absolute Change
<b>Criminal</b>	Misdemeanor	M	920	▲	+11.2%	+93
	Felony	F	348	▲	+24.3%	+68
	Capias	CA	184	▲	+8.2%	+14
	Show Cause	SC	138	▲	+2.2%	+3
	Civil Violation	CV	22	▼	-15.4%	-4
	<b>Total</b>			<b>1,612</b>	<b>▲</b>	<b>12.1%</b>
<b>Traffic</b>	Infraction	I	1,855	▲	+1.7%	+31
	Misdemeanor	M	651	▲	+29.4%	+148
	Other	O	131	▼	-5.8%	-8
	Capias	CA	33	▲	+22.2%	+6
	Show Cause	SC	21	▲	+5.0%	+1
	Felony	F	14	▲	+133.3%	+8
	Civil Violation	CV	0	▼	-100.0%	-1
	<b>Total</b>			<b>2,705</b>	<b>▲</b>	<b>7.3%</b>
<b>Civil</b>	Warrant in Debt	WD	860	▲	+17.2%	+126
	Garnishment	GA	761	▼	-6.3%	-51
	Unlawful Detainer	UD	220	▲	+5.8%	+12
	Admin License	AL	98	▲	+46.3%	+31
	Other	OT	51	▼	+4.1%	+2
	Detinue	DT	46	▼	-24.6%	-15
	Abstract	AJ	39	▲	+5.4%	+2
	Protective Order	PO	34	▲	+25.9%	+7
	Preliminary Protective Order	PP	31	▲	+63.2%	+12
	Impoundment	IM	16	▲	+166.7%	+10
	Bond Forfeiture	BF	13	▼	-23.5%	-4
	Interrogatory	IN	12	▲	+9.1%	+1
	Show Cause	SC	12	▼	-57.1%	-16
	Zoning Violation	ZO	7	▼	-50.0%	-7
	Motion for Judgment	MJ	2	▲	-	+2
	Capias	CA	0	▼	-100.0%	-3
	Petition-Restore Arms	PR	0	▼	-100.0%	-3
	Tenants Assertion	TA	0	▼	-100.0%	-3
<b>Total</b>			<b>2,202</b>	<b>▲</b>	<b>4.9%</b>	<b>+103</b>
<b>Civil Commitments</b>	Mental Commitment	MC	152	▲	+14.3%	+19
	Temporary Detention Order	TD	54	▲	+35.0%	+14
	Emergency Custody Order	EC	28	▲	+12.0%	+3
	Other	OT	15	▲	+66.7%	+6
	Medical Emergency Temporary Detention Order	MT	1	↔	-	-
<b>Total</b>			<b>250</b>	<b>▲</b>	<b>20.2%</b>	<b>+42</b>
<b>GRAND TOTAL</b>			<b>6,769</b>	<b>▲</b>	<b>8.0%</b>	<b>+504</b>

Dispositions by Major Case Category\*\*

Category	Summary	Change	% Change	Absolute Change
Felony	362	▲	+26.6%	+76
Garnishment	773	▲	-6.1%	-50
General Civil	912	▲	+13.6%	+109
Infraction/Civil Violation	2,008	▼	+0.9%	+18
Involuntary Civil Commitments	15	▲	+66.7%	+6

\* Compared to same time period as previous year

\*\* Case Type Categories are defined in the 2017 Virginia Judicial Workload Assessment

**CPSS - GCMS CASELOAD STATISTICS OF THE GENERAL DISTRICT COURTS**

January 2024 thru July 2024 Dispositions (Compared to January 2023 thru July 2023)

Landlord /Tenant	220	▼	+4.3%	+9
Misdemeanor	1,578	▼	+17.4%	+234
Other	836	▲	+11.0%	+83
Protective Orders	65	▲	+41.3%	+19
<b>GRAND TOTAL</b>	<b>6,769</b>	▲	8.0%	+504

\* Compared to same time period as previous year  
8/19/2024 3:37:29PM

\*\* Case Type Categories are defined in the 2017 Virginia Judicial Workload Assessment  
Source: SCV-SQL-Information

2024 Overall GRAND TOTAL		Distribution of Caseload			Change*		Percentage (%) of Caseload		
<b>4,262</b>	-375 -8.1%	<b>Criminal</b>	188	4%	8.0% ▲	+14	<b>Criminal</b>	2023 3.8%	2024 4.4%
2024		<b>Traffic</b>	3,882	91%	-9.8% ▼	-420	<b>Traffic</b>	92.8%	91.1%
2023		<b>Civil</b>	188	4%	21.3% ▲	+33	<b>Civil</b>	3.3%	4.4%
		<b>Civil Commitments</b>	4	0%	-33.3% ▼	-2	<b>Civil Commitments</b>	0.1%	0.1%
		<b>GRAND TOTAL</b>	<b>4,262</b>	100%	-8.1% ▼	-375	<b>GRAND TOTAL</b>	100%	100%

**Dispositions by Division & Code**

Division	Case Type Description	Code	Summary	Change	% Change	Absolute Change
<b>Criminal</b>	Misdemeanor	M	88	▲	+10.0%	+8
	Felony	F	67	▼	-10.7%	-8
	Show Cause	SC	20	▲	+53.8%	+7
	Capias	CA	9	▲	+125.0%	+5
	Civil Violation	CV	4	▲	+100.0%	+2
	<b>Total</b>			<b>188</b>	▲	<b>8.0%</b>
<b>Traffic</b>	Infraction	I	3,186	▼	-7.6%	-262
	Misdemeanor	M	689	▼	-18.8%	-159
	Civil Violation	CV	7	▲	+600.0%	+6
	Felony	F	0	▼	-100.0%	-1
	Show Cause	SC	0	▼	-100.0%	-4
	<b>Total</b>			<b>3,882</b>	▼	<b>-9.8%</b>
<b>Civil</b>	Warrant in Debt	WD	79	▲	+43.6%	+24
	Garnishment	GA	27	▲	+17.4%	+4
	Motor Carrier	MC	18	▲	+38.5%	+5
	Overweight	OC	16	▲	+100.0%	+8
	Admin License	AL	10	▼	-66.7%	-20
	Bond Forfeiture	BF	10	▲	+25.0%	+2
	Unlawful Detainer	UD	10	▲	+400.0%	+8
	Other	OT	8	▼	-11.1%	-1
	Preliminary Protective Order	PP	5	▲	+150.0%	+3
	Detinue	DT	3	▲	+200.0%	+2
	Protective Order	PO	1	▲	-	+1
	Show Cause	SC	1	▲	-	+1
	Abstract	AJ	0	▼	-100.0%	-2
	Impoundment	IM	0	▼	-100.0%	-1
	Tenants Assertion	TA	0	▼	-100.0%	-1
	<b>Total</b>			<b>188</b>	▲	<b>21.3%</b>
<b>Civil Commitments</b>	Temporary Detention Order	TD	3	▼	-25.0%	-1
	Emergency Custody Order	EC	1	▼	-50.0%	-1
	<b>Total</b>			<b>4</b>	▼	<b>-33.3%</b>
<b>GRAND TOTAL</b>			<b>4,262</b>	▼	-8.1%	-375

**Dispositions by Major Case Category\*\***

Category	Summary	Change	% Change	Absolute Change
Felony	67	▼	-11.8%	-9
Garnishment	27	▲	+17.4%	+4
General Civil	82	▲	+46.4%	+26
Infraction/Civil Violation	3,231	▲	-6.9%	-241
Landlord /Tenant	10	▲	+233.3%	+7
Misdemeanor	777	▼	-16.3%	-151
Other	62	▲	-19.5%	-15
Protective Orders	6	▲	+200.0%	+4
<b>GRAND TOTAL</b>	<b>4,262</b>	▼	-8.1%	-375

\* Compared to same time period as previous year  
 8/19/2024 3:37:29PM

\*\* Case Type Categories are defined in the 2017 Virginia Judicial Workload Assessment  
 Source: SCV-SQL-Information

2024 Overall GRAND TOTAL		Distribution of Caseload			Change*		Percentage (%) of Caseload			
<b>11,465</b>	-248 -2.1%	<b>Criminal</b>	474	4%	-13.7%	▼	-75	<b>Criminal</b>	2023 4.7%	2024 4.1%
2024		<b>Traffic</b>	10,280	90%	-2.5%	▼	-259	<b>Traffic</b>	90.0%	89.7%
2023		<b>Civil</b>	669	6%	15.9%	▲	+92	<b>Civil</b>	4.9%	5.8%
		<b>Civil Commitments</b>	42	0%	-12.5%	▼	-6	<b>Civil Commitments</b>	0.4%	0.4%
		<b>GRAND TOTAL</b>	<b>11,465</b>	100%	-2.1%	▼	-248	<b>GRAND TOTAL</b>	100%	100%

Dispositions by Division & Code

Division	Case Type Description	Code	Summary	Change	% Change	Absolute Change
<b>Criminal</b>	Misdemeanor	M	247	▼	-25.6%	-85
	Felony	F	169	▼	-0.6%	-1
	Capias	CA	36	▲	+33.3%	+9
	Show Cause	SC	15	▲	+66.7%	+6
	Civil Violation	CV	7	▼	-36.4%	-4
	<b>Total</b>			<b>474</b>	▼	<b>-13.7%</b>
<b>Traffic</b>	Infraction	I	8,964	▼	-3.4%	-314
	Misdemeanor	M	1,285	▲	+5.2%	+63
	Capias	CA	11	▲	+10.0%	+1
	Felony	F	10	▼	-47.4%	-9
	Show Cause	SC	10	↔		-
	<b>Total</b>			<b>10,280</b>	▼	<b>-2.5%</b>
<b>Civil</b>	Warrant in Debt	WD	298	▲	+52.8%	+103
	Garnishment	GA	174	▲	+8.8%	+14
	Unlawful Detainer	UD	56	▼	-18.8%	-13
	Other	OT	34	▲	+25.9%	+7
	Impoundment	IM	27	▼	-34.1%	-14
	Preliminary Protective Order	PP	20	▲	+5.3%	+1
	Bond Forfeiture	BF	16	▼	-5.9%	-1
	Protective Order	PO	16	▲	+77.8%	+7
	Admin License	AL	12	▼	-7.7%	-1
	Overweight	OC	6	▼	-33.3%	-3
	Detinue	DT	4	▼	-20.0%	-1
	Show Cause	SC	3	↔		-
	Abstract	AJ	1	▼	-80.0%	-4
	Interrogatory	IN	1	↔		-
	Petition-Restore Arms	PR	1	▼	-66.7%	-2
	Tenants Assertion	TA	0	▼	-100.0%	-1
<b>Total</b>			<b>669</b>	▲	<b>15.9%</b>	<b>+92</b>
<b>Civil Commitments</b>	Temporary Detention Order	TD	25	▼	-10.7%	-3
	Emergency Custody Order	EC	17	▼	-15.0%	-3
	<b>Total</b>			<b>42</b>	▼	<b>-12.5%</b>
<b>GRAND TOTAL</b>			<b>11,465</b>	▼	<b>-2.1%</b>	<b>-248</b>

Dispositions by Major Case Category\*\*

Category	Summary	Change	% Change	Absolute Change
Felony	179	▼	-5.3%	-10
Garnishment	175	▲	+8.7%	+14
General Civil	304	▼	+49.0%	+100
Infraction/Civil Violation	8,977	▼	-3.5%	-321
Landlord /Tenant	56	▼	-20.0%	-14
Misdemeanor	1,532	▼	-1.4%	-22
Other	206	▼	-1.4%	-3
Protective Orders	36	▲	+28.6%	+8
<b>GRAND TOTAL</b>	<b>11,465</b>	▼	<b>-2.1%</b>	<b>-248</b>

\* Compared to same time period as previous year  
 8/19/2024 3:37:29PM

\*\* Case Type Categories are defined in the 2017 Virginia Judicial Workload Assessment  
 Source: SCV-SQL-Information

2024 Overall GRAND TOTAL		Distribution of Caseload			Change*		Percentage (%) of Caseload		
2024	1,455	Criminal	202	14%	20.2% ▲	+34	Criminal	2023	2024
2023	+15 1.0%	Traffic	977	67%	-3.5% ▼	-35	Traffic	11.7%	13.9%
	↑	Civil	258	18%	16.2% ▲	+36	Civil	70.3%	67.1%
		Civil Commitments	18	1%	-52.6% ▼	-20	Civil Commitments	15.4%	17.7%
		<b>GRAND TOTAL</b>	<b>1,455</b>	<b>100%</b>	<b>1.0% ▲</b>	<b>+15</b>	<b>GRAND TOTAL</b>	<b>100%</b>	<b>100%</b>

Dispositions by Division & Code


Division	Case Type Description	Code	Summary	Change	% Change	Absolute Change
<b>Criminal</b>	Misdemeanor	M	136	▲	+43.2%	+41
	Felony	F	37	▲	+8.8%	+3
	Civil Violation	CV	13	▼	-55.2%	-16
	Capias	CA	9	▲	+200.0%	+6
	Show Cause	SC	7	↔		-
	<b>Total</b>			<b>202</b>	<b>▲</b>	<b>20.2%</b>
<b>Traffic</b>	Infraction	I	862	▲	+2.4%	+20
	Misdemeanor	M	107	▼	-24.1%	-34
	Show Cause	SC	4	▼	-60.0%	-6
	Capias	CA	3	▼	-57.1%	-4
	Felony	F	1	▼	-91.7%	-11
	<b>Total</b>			<b>977</b>	<b>▼</b>	<b>-3.5%</b>
<b>Civil</b>	Warrant in Debt	WD	132	▲	+36.1%	+35
	Garnishment	GA	52	▲	+8.3%	+4
	Unlawful Detainer	UD	20	▲	+5.3%	+1
	Preliminary Protective Order	PP	11	▲	+37.5%	+3
	Other	OT	9	▼	-10.0%	-1
	Interrogatory	IN	8	▲	+100.0%	+4
	Protective Order	PO	8	▲	+60.0%	+3
	Impoundment	IM	5	▲	+66.7%	+2
	Show Cause	SC	5	↔		-
	Admin License	AL	3	▼	-81.3%	-13
	Detinue	DT	3	▼	-25.0%	-1
	Capias	CA	1	▲	-	+1
	Petition-Restore Arms	PR	1	▲	-	+1
	Abstract	AJ	0	▼	-100.0%	-2
	Counter Claim	CC	0	▼	-100.0%	-1
<b>Total</b>			<b>258</b>	<b>▲</b>	<b>16.2%</b>	<b>+36</b>
<b>Civil Commitments</b>	Temporary Detention Order	TD	12	▼	-45.5%	-10
	Emergency Custody Order	EC	6	▼	-62.5%	-10
	<b>Total</b>			<b>18</b>	<b>▼</b>	<b>-52.6%</b>
<b>GRAND TOTAL</b>			<b>1,455</b>	<b>▲</b>	<b>1.0%</b>	<b>+15</b>

Dispositions by Major Case Category\*\*

Category	Summary	Change	% Change	Absolute Change
Felony	38	▼	-17.4%	-8
Garnishment	60	▲	+15.4%	+8
General Civil	137	▲	+33.0%	+34
Infraction/Civil Violation	875	▼	+0.5%	+4
Landlord /Tenant	20	▲	+5.3%	+1
Misdemeanor	243	▲	+3.0%	+7
Other	63	▲	-37.0%	-37
Protective Orders	19	▲	+46.2%	+6
<b>GRAND TOTAL</b>	<b>1,455</b>	<b>▲</b>	<b>1.0%</b>	<b>+15</b>

\* Compared to same time period as previous year  
 8/19/2024 3:37:29PM

\*\* Case Type Categories are defined in the 2017 Virginia Judicial Workload Assessment  
 Source: SCV-SQL-Information

2024 Overall GRAND TOTAL		Distribution of Caseload			Change*		Percentage (%) of Caseload		
<b>2,129</b>	-93 -4.2%	<b>Criminal</b>	580	27%	14.2% ▲	+72	<b>Criminal</b>	2023 22.9%	2024 27.2%
		<b>Traffic</b>	947	44%	-14.5% ▼	-161	<b>Traffic</b>	49.9%	44.5%
		<b>Civil</b>	517	24%	28.6% ▲	+115	<b>Civil</b>	18.1%	24.3%
		<b>Civil Commitments</b>	85	4%	-58.3% ▼	-119	<b>Civil Commitments</b>	9.2%	4.0%
		<b>GRAND TOTAL</b>	<b>2,129</b>	100%	-4.2% ▼	-93	<b>GRAND TOTAL</b>	100%	100%

Dispositions by Division & Code

Division	Case Type Description	Code	Summary	Change	% Change	Absolute Change
<b>Criminal</b>	Misdemeanor	M	318	▲	+1.6%	+5
	Felony	F	139	▲	+27.5%	+30
	Capias	CA	65	▲	+12.1%	+7
	Show Cause	SC	49	▲	+157.9%	+30
	Civil Violation	CV	9	↔		-
	<b>Total</b>			<b>580</b>	<b>▲</b>	<b>14.2%</b>
<b>Traffic</b>	Infraction	I	765	▼	-7.6%	-63
	Misdemeanor	M	179	▼	-32.2%	-85
	Capias	CA	1	▼	-75.0%	-3
	Felony	F	1	▼	-83.3%	-5
	Show Cause	SC	1	▼	-80.0%	-4
	Civil Violation	CV	0	▼	-100.0%	-1
	<b>Total</b>			<b>947</b>	<b>▼</b>	<b>-14.5%</b>
<b>Civil</b>	Warrant in Debt	WD	174	▲	+11.5%	+18
	Garnishment	GA	151	▲	+51.0%	+51
	Impoundment	IM	52	▲	+92.6%	+25
	Detinue	DT	47	▲	+51.6%	+16
	Other	OT	31	▲	+34.8%	+8
	Unlawful Detainer	UD	24	▲	+9.1%	+2
	Protective Order	PO	10	▲	+42.9%	+3
	Admin License	AL	9	▼	-25.0%	-3
	Preliminary Protective Order	PP	9	▼	-18.2%	-2
	Bond Forfeiture	BF	4	▼	-60.0%	-6
	Show Cause	SC	3	▲	-	+3
	Abstract	AJ	2	▲	-	+2
	Interrogatory	IN	1	↔		-
	Petition-Restore Arms	PR	0	▼	-100.0%	-1
	Tenants Assertion	TA	0	▼	-100.0%	-1
	<b>Total</b>			<b>517</b>	<b>▲</b>	<b>28.6%</b>
<b>Civil Commitments</b>	Mental Commitment	MC	54	▼	-65.2%	-101
	Emergency Custody Order	EC	14	▼	-22.2%	-4
	Temporary Detention Order	TD	12	▼	-55.6%	-15
	Medical Emergency Temporary Detention Order	MT	4	↔		-
	Other	OT	1	▲	-	+1
<b>Total</b>			<b>85</b>	<b>▼</b>	<b>-58.3%</b>	<b>-119</b>
<b>GRAND TOTAL</b>			<b>2,129</b>	<b>▼</b>	<b>-4.2%</b>	<b>-93</b>

Dispositions by Major Case Category\*\*

Category	Summary	Change	% Change	Absolute Change
Felony	140	▼	+21.7%	+25
Garnishment	152	▲	+50.5%	+51
General Civil	231	▲	+19.7%	+38
Infraction/Civil Violation	774	▼	-7.6%	-64
Involuntary Civil Commitments	1	▲	-	+1
Landlord /Tenant	24	▼	+4.3%	+1
Misdemeanor	497	▼	-13.9%	-80
Other	291	▲	-18.5%	-66

\* Compared to same time period as previous year  
 8/19/2024 3:37:29PM

\*\* Case Type Categories are defined in the 2017 Virginia Judicial Workload Assessment  
 Source: SCV-SQL-Information

**CPSS - GCMS CASELOAD STATISTICS OF THE GENERAL DISTRICT COURTS**  
January 2024 thru July 2024 Dispositions (Compared to January 2023 thru July 2023)

---

Protective Orders	19	▲	+5.6%	+1
<b>GRAND TOTAL</b>	<b>2,129</b>	▼	-4.2%	-93

---

\* Compared to same time period as previous year  
8/19/2024 3:37:29PM

\*\* Case Type Categories are defined in the 2017 Virginia Judicial Workload Assessment  
Source: SCV-SQL-Information



2024 Overall GRAND TOTAL		Distribution of Caseload			Change*		Percentage (%) of Caseload		
<b>3,704</b>	-87 -2.3%	<b>Criminal</b>	333	9%	16.0% ▲	+46	<b>Criminal</b>	2023 7.6%	2024 9.0%
2024		<b>Traffic</b>	2,921	79%	-4.8% ▼	-147	<b>Traffic</b>	80.9%	78.9%
2023		<b>Civil</b>	420	11%	1.4% ▲	+6	<b>Civil</b>	10.9%	11.3%
		<b>Civil Commitments</b>	30	1%	36.4% ▲	+8	<b>Civil Commitments</b>	0.6%	0.8%
		<b>GRAND TOTAL</b>	<b>3,704</b>	100%	-2.3% ▼	-87	<b>GRAND TOTAL</b>	100%	100%

**Dispositions by Division & Code**

Division	Case Type Description	Code	Summary	Change	% Change	Absolute Change
<b>Criminal</b>	Misdemeanor	M	205	▲	+18.5%	+32
	Felony	F	72	▲	+46.9%	+23
	Show Cause	SC	26	▼	-23.5%	-8
	Civil Violation	CV	16	▲	+14.3%	+2
	Capias	CA	14	▼	-17.6%	-3
	<b>Total</b>			<b>333</b>	▲	<b>16.0%</b>
<b>Traffic</b>	Infraction	I	2,646	▼	-4.6%	-127
	Misdemeanor	M	270	▼	-4.6%	-13
	Felony	F	2	↔		-
	Show Cause	SC	2	▼	-60.0%	-3
	Restricted Operators License	RL	1	▲	-	+1
	Capias	CA	0	▼	-100.0%	-5
	<b>Total</b>			<b>2,921</b>	▼	<b>-4.8%</b>
<b>Civil</b>	Warrant in Debt	WD	184	▲	+9.5%	+16
	Garnishment	GA	108	▲	+12.5%	+12
	Unlawful Detainer	UD	70	▼	-9.1%	-7
	Preliminary Protective Order	PP	18	▼	-28.0%	-7
	Other	OT	9	▲	-30.8%	-4
	Protective Order	PO	9	▼	-25.0%	-3
	Admin License	AL	7	▼	-46.2%	-6
	Abstract	AJ	6	▲	+500.0%	+5
	Bond Forfeiture	BF	6	▲	+100.0%	+3
	Impoundment	IM	2	▲	+100.0%	+1
	Detinue	DT	1	▼	-66.7%	-2
	Interrogatory	IN	0	▼	-100.0%	-1
	Petition-Restore Arms	PR	0	▼	-100.0%	-1
	<b>Total</b>			<b>420</b>	▲	<b>1.4%</b>
<b>Civil Commitments</b>	Temporary Detention Order	TD	23	▲	+35.3%	+6
	Emergency Custody Order	EC	7	▲	+40.0%	+2
	<b>Total</b>			<b>30</b>	▲	<b>36.4%</b>
<b>GRAND TOTAL</b>			<b>3,704</b>	▼	-2.3%	-87

**Dispositions by Major Case Category\*\***

Category	Summary	Change	% Change	Absolute Change
Felony	74	▲	+45.1%	+23
Garnishment	108	▼	+11.3%	+11
General Civil	186	▲	+8.1%	+14
Infraction/Civil Violation	2,662	▲	-4.5%	-125
Landlord /Tenant	70	▼	-9.1%	-7
Misdemeanor	476	▲	+4.4%	+20
Other	101	▲	-11.4%	-13
Protective Orders	27	▼	-27.0%	-10
<b>GRAND TOTAL</b>	<b>3,704</b>	▼	-2.3%	-87

\* Compared to same time period as previous year  
 8/19/2024 3:37:29PM

\*\* Case Type Categories are defined in the 2017 Virginia Judicial Workload Assessment  
 Source: SCV-SQL-Information

2024 Overall GRAND TOTAL		Distribution of Caseload			Change*		Percentage (%) of Caseload		
<b>977</b>	-38 -3.7%	<b>Criminal</b>	260	27%	-28.2% ▼	-102	<b>Criminal</b>	2023 35.7%	2024 26.6%
2024		<b>Traffic</b>	410	42%	3.3% ▲	+13	<b>Traffic</b>	39.1%	42.0%
2023		<b>Civil</b>	283	29%	24.1% ▲	+55	<b>Civil</b>	22.5%	29.0%
		<b>Civil Commitments</b>	24	2%	-14.3% ▼	-4	<b>Civil Commitments</b>	2.8%	2.5%
		<b>GRAND TOTAL</b>	<b>977</b>	100%	-3.7% ▼	-38	<b>GRAND TOTAL</b>	100%	100%

Dispositions by Division & Code

Division	Case Type Description	Code	Summary	Change	% Change	Absolute Change
<b>Criminal</b>	Misdemeanor	M	129	▼	-32.1%	-61
	Felony	F	101	▼	-21.7%	-28
	Capias	CA	17	▼	-32.0%	-8
	Show Cause	SC	11	▼	-31.3%	-5
	Civil Violation	CV	2	↔		-
	<b>Total</b>			<b>260</b>	▼	<b>-28.2%</b>
<b>Traffic</b>	Infraction	I	296	▲	+11.3%	+30
	Misdemeanor	M	111	▼	-9.8%	-12
	Felony	F	3	▼	-25.0%	-1
	Capias	CA	0	▼	-100.0%	-2
	Show Cause	SC	0	▼	-100.0%	-2
	<b>Total</b>			<b>410</b>	▲	<b>3.3%</b>
<b>Civil</b>	Warrant in Debt	WD	146	▲	+50.5%	+49
	Garnishment	GA	57	▼	-9.5%	-6
	Unlawful Detainer	UD	22	▼	-4.3%	-1
	Other	OT	14	▲	+250.0%	+10
	Preliminary Protective Order	PP	13	▲	+62.5%	+5
	Protective Order	PO	10	▲	+150.0%	+6
	Detinue	DT	6	▲	+20.0%	+1
	Impoundment	IM	6	▼	-14.3%	-1
	Bond Forfeiture	BF	4	▼	-20.0%	-1
	Admin License	AL	2	▼	-50.0%	-2
	Abstract	AJ	1	▼	-80.0%	-4
	Restricted Operators License	RL	1	▲	-	+1
	Show Cause	SC	1	↔		-
	Petition-Restore Arms	PR	0	▼	-100.0%	-1
	Tenants Assertion	TA	0	▼	-100.0%	-1
	<b>Total</b>			<b>283</b>	▲	<b>24.1%</b>
<b>Civil Commitments</b>	Temporary Detention Order	TD	13	▼	-18.8%	-3
	Emergency Custody Order	EC	8	↔		-
	Mental Commitment	MC	3	▼	-25.0%	-1
<b>Total</b>			<b>24</b>	▼	<b>-14.3%</b>	<b>-4</b>
<b>GRAND TOTAL</b>			<b>977</b>	▼	-3.7%	-38

Dispositions by Major Case Category\*\*

Category	Summary	Change	% Change	Absolute Change
Felony	104	▼	-21.8%	-29
Garnishment	57	▼	-9.5%	-6
General Civil	154	▲	+49.5%	+51
Infraction/Civil Violation	298	▲	+11.2%	+30
Landlord /Tenant	22	▼	-8.3%	-2
Misdemeanor	241	▲	-23.0%	-72
Other	78	▼	-21.2%	-21
Protective Orders	23	▲	+91.7%	+11
<b>GRAND TOTAL</b>	<b>977</b>	▼	-3.7%	-38

\* Compared to same time period as previous year  
 8/19/2024 3:37:29PM

\*\* Case Type Categories are defined in the 2017 Virginia Judicial Workload Assessment  
 Source: SCV-SQL-Information

2024 Overall GRAND TOTAL		Distribution of Caseload			Change*		Percentage (%) of Caseload		
<b>12,954</b>	+597 4.8%	<b>Criminal</b>	2,388	18%	11.4% ▲	+245	<b>Criminal</b>	2023 17.3%	2024 18.4%
2024		<b>Traffic</b>	7,243	56%	1.0% ▲	+72	<b>Traffic</b>	58.0%	55.9%
2023		<b>Civil</b>	2,815	22%	9.0% ▲	+232	<b>Civil</b>	20.9%	21.7%
		<b>Civil Commitments</b>	508	4%	10.4% ▲	+48	<b>Civil Commitments</b>	3.7%	3.9%
		<b>GRAND TOTAL</b>	<b>12,954</b>	100%	4.8% ▲	+597	<b>GRAND TOTAL</b>	100%	100%

Dispositions by Division & Code

Division	Case Type Description	Code	Summary	Change	% Change	Absolute Change
<b>Criminal</b>	Misdemeanor	M	1,475	▲	+14.4%	+186
	Felony	F	592	▲	+16.3%	+83
	Capias	CA	152	▼	-3.2%	-5
	Show Cause	SC	104	▼	-9.6%	-11
	Civil Violation	CV	65	▼	-11.0%	-8
	<b>Total</b>			<b>2,388</b>	<b>▲</b>	<b>11.4%</b>
<b>Traffic</b>	Infraction	I	6,096	▲	+0.2%	+15
	Misdemeanor	M	1,090	▲	+8.2%	+83
	Felony	F	15	▼	-28.6%	-6
	Capias	CA	14	▲	+55.6%	+5
	Show Cause	SC	12	▼	-50.0%	-12
	Other	O	9	▲	+12.5%	+1
	Restricted Operators License	RL	4	▼	-75.0%	-12
	Civil Violation	CV	3	▼	-40.0%	-2
<b>Total</b>			<b>7,243</b>	<b>▲</b>	<b>1.0%</b>	<b>+72</b>
<b>Civil</b>	Warrant in Debt	WD	931	▲	+20.1%	+156
	Garnishment	GA	820	▲	+9.0%	+68
	Unlawful Detainer	UD	485	▼	-9.0%	-48
	Admin License	AL	168	▲	+38.8%	+47
	Other	OT	112	▲	+4.7%	+5
	Preliminary Protective Order	PP	62	▲	+29.2%	+14
	Abstract	AJ	49	▲	+48.5%	+16
	Bond Forfeiture	BF	48	▲	+17.1%	+7
	Protective Order	PO	46	▼	-2.1%	-1
	Impoundment	IM	32	▲	+88.2%	+15
	Detinue	DT	22	▼	-45.0%	-18
	Interrogatory	IN	19	▼	-26.9%	-7
	Show Cause	SC	14	▼	-12.5%	-2
	Tenants Assertion	TA	4	▼	-71.4%	-10
	Counter Claim	CC	2	▲	+100.0%	+1
	Capias	CA	1	↔		-
	Motion for Judgment	MJ	0	▼	-100.0%	-5
	Petition-Restore Arms	PR	0	▼	-100.0%	-5
Restricted Operators License	RL	0	▼	-100.0%	-1	
<b>Total</b>			<b>2,815</b>	<b>▲</b>	<b>9.0%</b>	<b>+232</b>
<b>Civil Commitments</b>	Mental Commitment	MC	246	▲	+32.3%	+60
	Temporary Detention Order	TD	134	▼	-15.2%	-24
	Emergency Custody Order	EC	66	▲	+1.5%	+1
	Other	OT	48	▲	+6.7%	+3
	Medical Emergency Temporary Detention Order	MT	14	▲	+133.3%	+8
<b>Total</b>			<b>508</b>	<b>▲</b>	<b>10.4%</b>	<b>+48</b>
<b>GRAND TOTAL</b>			<b>12,954</b>	<b>▲</b>	<b>4.8%</b>	<b>+597</b>

Dispositions by Major Case Category\*\*

Category	Summary	Change	% Change	Absolute Change
Felony	607	▼	+14.5%	+77
Garnishment	839	▼	+7.8%	+61
General Civil	965	▼	+15.7%	+131

\* Compared to same time period as previous year  
 8/19/2024 3:37:29PM



\*\* Case Type Categories are defined in the 2017 Virginia Judicial Workload Assessment  
 Source: SCV-SQL-Information

**CPSS - GCMS CASELOAD STATISTICS OF THE GENERAL DISTRICT COURTS**  
 January 2024 thru July 2024 Dispositions (Compared to January 2023 thru July 2023)

Infraction/Civil Violation	6,173	▼	+0.1%	+6
Involuntary Civil Commitments	48	▲	+6.7%	+3
Landlord /Tenant	489	▼	-10.6%	-58
Misdemeanor	2,569	▼	+11.1%	+256
Other	1,156	▲	+10.3%	+108
Protective Orders	108	▲	+13.7%	+13
<b>GRAND TOTAL</b>	<b>12,954</b>	▲	4.8%	+597

\* Compared to same time period as previous year  
 8/19/2024 3:37:29PM

\*\* Case Type Categories are defined in the 2017 Virginia Judicial Workload Assessment  
 Source: SCV-SQL-Information

2024 Overall GRAND TOTAL		Distribution of Caseload			Change*		Percentage (%) of Caseload		
<b>10,128</b>	+1,642 19.3%	<b>Criminal</b>	1,593	16%	8.4% ▲	+123	<b>Criminal</b>	2023 17.3%	2024 15.7%
2024 		<b>Traffic</b>	6,940	69%	26.2% ▲	+1,441	<b>Traffic</b>	64.8%	68.5%
2023 		<b>Civil</b>	1,381	14%	6.6% ▲	+85	<b>Civil</b>	15.3%	13.6%
		<b>Civil Commitments</b>	214	2%	-3.2% ▼	-7	<b>Civil Commitments</b>	2.6%	2.1%
		<b>GRAND TOTAL</b>	<b>10,128</b>	100%	19.3% ▲	+1,642	<b>GRAND TOTAL</b>	100%	100%

**Dispositions by Division & Code**

Division	Case Type Description	Code	Summary	Change	% Change	Absolute Change
<b>Criminal</b>	Misdemeanor	M	1,032	▲	+28.0%	+226
	Felony	F	309	▼	-10.7%	-37
	Show Cause	SC	118	▼	-24.8%	-39
	Capias	CA	114	▼	-18.0%	-25
	Civil Violation	CV	20	▼	-4.8%	-1
	Motion	MO	0	▼	-100.0%	-1
	<b>Total</b>			<b>1,593</b>	<b>▲</b>	<b>8.4%</b>
<b>Traffic</b>	Infraction	I	6,037	▲	+29.2%	+1,366
	Misdemeanor	M	886	▲	+10.9%	+87
	Show Cause	SC	8	↔		-
	Felony	F	5	▼	-37.5%	-3
	Capias	CA	3	▼	-57.1%	-4
	Other	O	1	▲	-	+1
	Restricted Operators License	RL	0	▼	-100.0%	-6
<b>Total</b>			<b>6,940</b>	<b>▲</b>	<b>26.2%</b>	<b>+1,441</b>
<b>Civil</b>	Warrant in Debt	WD	572	▲	+21.7%	+102
	Garnishment	GA	249	▲	+9.7%	+22
	Unlawful Detainer	UD	226	▼	-5.0%	-12
	Other	OT	102	▲	-11.3%	-13
	Preliminary Protective Order	PP	63	▲	+12.5%	+7
	Detinue	DT	58	▲	+52.6%	+20
	Protective Order	PO	49	▲	+2.1%	+1
	Bond Forfeiture	BF	22	▼	-45.0%	-18
	Admin License	AL	17	▼	-5.6%	-1
	Interrogatory	IN	7	▼	-53.3%	-8
	Impoundment	IM	5	▲	+150.0%	+3
	Show Cause	SC	5	▼	-78.3%	-18
	Abstract	AJ	3	▲	+50.0%	+1
	Motion for Judgment	MJ	2	▲	-	+2
	Petition-Restore Arms	PR	1	▼	-50.0%	-1
	Capias	CA	0	▼	-100.0%	-1
Tenants Assertion	TA	0	▼	-100.0%	-1	
<b>Total</b>			<b>1,381</b>	<b>▲</b>	<b>6.6%</b>	<b>+85</b>
<b>Civil Commitments</b>	Temporary Detention Order	TD	92	▲	+29.6%	+21
	Emergency Custody Order	EC	64	↔		-
	Mental Commitment	MC	49	▼	-36.4%	-28
	Other	OT	7	▲	+16.7%	+1
	Medical Emergency Temporary Detention Order	MT	2	↔		-
	Medical Emergency Custody Order	ME	0	▼	-100.0%	-1
<b>Total</b>			<b>214</b>	<b>▼</b>	<b>-3.2%</b>	<b>-7</b>
<b>GRAND TOTAL</b>			<b>10,128</b>	<b>▲</b>	<b>19.3%</b>	<b>+1,642</b>

**Dispositions by Major Case Category\*\***

Category	Summary	Change	% Change	Absolute Change
Felony	314	▼	-11.3%	-40
Garnishment	256	▼	+5.8%	+14
General Civil	642	▲	+24.7%	+127
Infraction/Civil Violation	6,058	▲	+29.1%	+1,366

\* Compared to same time period as previous year  
 8/19/2024 3:37:29PM

\*\* Case Type Categories are defined in the 2017 Virginia Judicial Workload Assessment  
 Source: SCV-SQL-Information

**CPSS - GCMS CASELOAD STATISTICS OF THE GENERAL DISTRICT COURTS**

January 2024 thru July 2024 Dispositions (Compared to January 2023 thru July 2023)

District: 27 FIPS: 155

Involuntary Civil Commitments	7	▲	+16.7%	+1
Landlord /Tenant	226	▼	-5.4%	-13
Misdemeanor	1,918	▼	+19.1%	+307
Other	595	▼	-17.7%	-128
Protective Orders	112	▲	+7.7%	+8
<b>GRAND TOTAL</b>	<b>10,128</b>	▲	19.3%	+1,642

2024 Overall GRAND TOTAL		Distribution of Caseload			Change*		Percentage (%) of Caseload		
<b>2,185</b>	+197 9.9%	<b>Criminal</b>	392	18%	-25.0% ▼	-131	<b>Criminal</b>	2023 26.3%	2024 17.9%
2024		<b>Traffic</b>	1,139	52%	29.0% ▲	+256	<b>Traffic</b>	44.4%	52.1%
2023		<b>Civil</b>	553	25%	2.4% ▲	+13	<b>Civil</b>	27.2%	25.3%
		<b>Civil Commitments</b>	101	5%	140.5% ▲	+59	<b>Civil Commitments</b>	2.1%	4.6%
		<b>GRAND TOTAL</b>	<b>2,185</b>	100%	9.9% ▲	+197	<b>GRAND TOTAL</b>	100%	100%

Dispositions by Division & Code

Division	Case Type Description	Code	Summary	Change	% Change	Absolute Change
<b>Criminal</b>	Misdemeanor	M	280	▼	-28.0%	-109
	Show Cause	SC	39	▼	-44.3%	-31
	Felony	F	37	▼	-17.8%	-8
	Civil Violation	CV	19	▲	+26.7%	+4
	Capias	CA	17	▲	+466.7%	+14
	Restricted Operators License	RL	0	▼	-100.0%	-1
	<b>Total</b>			<b>392</b>	▼	<b>-25.0%</b>
<b>Traffic</b>	Infraction	I	928	▲	+29.2%	+210
	Misdemeanor	M	195	▲	+26.6%	+41
	Other	O	8	▲	-	+8
	Capias	CA	4	▲	-	+4
	Show Cause	SC	3	▲	+50.0%	+1
	Civil Violation	CV	1	▼	-50.0%	-1
	Restricted Operators License	RL	0	▼	-100.0%	-7
<b>Total</b>			<b>1,139</b>	▲	<b>29.0%</b>	<b>+256</b>
<b>Civil</b>	Unlawful Detainer	UD	183	▼	-3.2%	-6
	Warrant in Debt	WD	172	▲	+29.3%	+39
	Garnishment	GA	89	▼	-5.3%	-5
	Admin License	AL	26	▼	-27.8%	-10
	Other	OT	26	▲	-18.8%	-6
	Preliminary Protective Order	PP	23	▼	-11.5%	-3
	Protective Order	PO	20	▼	-9.1%	-2
	Capias	CA	4	▲	-	+4
	Show Cause	SC	4	↔	-	-
	Interrogatory	IN	3	▲	+200.0%	+2
	Bond Forfeiture	BF	1	▼	-50.0%	-1
	Detinue	DT	1	▲	-	+1
	Tenants Assertion	TA	1	▲	-	+1
	Abstract	AJ	0	▼	-100.0%	-1
<b>Total</b>			<b>553</b>	▲	<b>2.4%</b>	<b>+13</b>
<b>Civil Commitments</b>	Temporary Detention Order	TD	49	▲	+75.0%	+21
	Mental Commitment	MC	38	▲	-	+38
	Emergency Custody Order	EC	14	▲	+7.7%	+1
	Other	OT	0	▼	-100.0%	-1
<b>Total</b>			<b>101</b>	▲	<b>140.5%</b>	<b>+59</b>
<b>GRAND TOTAL</b>			<b>2,185</b>	▲	9.9%	+197

Dispositions by Major Case Category\*\*

Category	Summary	Change	% Change	Absolute Change
Felony	37	▼	-17.8%	-8
Garnishment	92	▲	-3.2%	-3
General Civil	175	▲	+31.6%	+42
Infraction/Civil Violation	956	▲	+30.1%	+221
Involuntary Civil Commitments	0	▼	-100.0%	-1
Landlord /Tenant	184	▲	-2.6%	-5
Misdemeanor	475	▼	-13.8%	-76
Other	223	▲	+16.8%	+32

\* Compared to same time period as previous year  
 8/19/2024 3:37:29PM

\*\* Case Type Categories are defined in the 2017 Virginia Judicial Workload Assessment  
 Source: SCV-SQL-Information

**CPSS - GCMS CASELOAD STATISTICS OF THE GENERAL DISTRICT COURTS**  
January 2024 thru July 2024 Dispositions (Compared to January 2023 thru July 2023)

---

Protective Orders	43	▼	-10.4%	-5
<b>GRAND TOTAL</b>	<b>2,185</b>	▲	9.9%	+197

---

\* Compared to same time period as previous year  
8/19/2024 3:37:29PM

\*\* Case Type Categories are defined in the 2017 Virginia Judicial Workload Assessment  
Source: SCV-SQL-Information



2024 Overall GRAND TOTAL		Distribution of Caseload			Change*		Percentage (%) of Caseload		
	<b>9,213</b>	<b>Criminal</b>	1,222	13%	31.8% ▲	+295	<b>Criminal</b>	2023	2024
	+370 4.2%	<b>Traffic</b>	6,753	73%	-0.5% ▼	-34	<b>Traffic</b>	10.5%	13.3%
2024		<b>Civil</b>	1,075	12%	7.2% ▲	+72	<b>Civil</b>	76.7%	73.3%
2023		<b>Civil Commitments</b>	163	2%	29.4% ▲	+37	<b>Civil Commitments</b>	11.3%	11.7%
		<b>GRAND TOTAL</b>	<b>9,213</b>	100%	4.2% ▲	+370	<b>GRAND TOTAL</b>	1.4%	1.8%
							<b>GRAND TOTAL</b>	100%	100%

**Dispositions by Division & Code**

Division	Case Type Description	Code	Summary	Change	% Change	Absolute Change
<b>Criminal</b>	Misdemeanor	M	850	▲	+59.5%	+317
	Felony	F	198	▼	-15.7%	-37
	Capias	CA	104	▲	+15.6%	+14
	Show Cause	SC	52	▲	+36.8%	+14
	Civil Violation	CV	18	▼	-40.0%	-12
	Restricted Operators License	RL	0	▼	-100.0%	-1
	<b>Total</b>			<b>1,222</b>	<b>▲</b>	<b>31.8%</b>
<b>Traffic</b>	Infraction	I	5,570	▼	-4.7%	-273
	Misdemeanor	M	1,122	▲	+27.1%	+239
	Civil Violation	CV	22	▲	+83.3%	+10
	Capias	CA	18	↔	-	-
	Felony	F	10	▼	-28.6%	-4
	Show Cause	SC	9	▼	-47.1%	-8
	Restricted Operators License	RL	2	▲	-	+2
<b>Total</b>			<b>6,753</b>	<b>▼</b>	<b>-0.5%</b>	<b>-34</b>
<b>Civil</b>	Warrant in Debt	WD	489	▲	+19.9%	+81
	Garnishment	GA	303	▲	+17.4%	+45
	Unlawful Detainer	UD	77	▼	-26.0%	-27
	Other	OT	59	▼	-19.2%	-14
	Protective Order	PO	31	▼	-11.4%	-4
	Preliminary Protective Order	PP	30	▼	-21.1%	-8
	Detinue	DT	28	▲	+21.7%	+5
	Admin License	AL	22	▲	+29.4%	+5
	Bond Forfeiture	BF	15	▼	-37.5%	-9
	Abstract	AJ	10	▲	+233.3%	+7
	Show Cause	SC	5	↔	-	-
	Interrogatory	IN	3	▼	-25.0%	-1
	Cross Claim	CR	1	▲	-	+1
	Motion for Judgment	MJ	1	▼	-50.0%	-1
	Petition-Restore Arms	PR	1	▼	-75.0%	-3
	Counter Claim	CC	0	▼	-100.0%	-1
	Impoundment	IM	0	▼	-100.0%	-3
Tenants Assertion	TA	0	▼	-100.0%	-1	
<b>Total</b>			<b>1,075</b>	<b>▲</b>	<b>7.2%</b>	<b>+72</b>
<b>Civil Commitments</b>	Temporary Detention Order	TD	88	▲	+22.2%	+16
	Emergency Custody Order	EC	75	▲	+38.9%	+21
	<b>Total</b>		<b>163</b>	<b>▲</b>	<b>29.4%</b>	<b>+37</b>
<b>GRAND TOTAL</b>			<b>9,213</b>	<b>▲</b>	<b>4.2%</b>	<b>+370</b>

**Dispositions by Major Case Category\*\***

Category	Summary	Change	% Change	Absolute Change
Felony	208	▼	-16.5%	-41
Garnishment	306	▼	+16.8%	+44
General Civil	519	▼	+18.0%	+79
Infraction/Civil Violation	5,610	▲	-4.7%	-275
Landlord /Tenant	77	▼	-26.7%	-28
Misdemeanor	1,974	▲	+39.3%	+557
Other	458	▲	+11.2%	+46

\* Compared to same time period as previous year  
 8/19/2024 3:37:29PM

\*\* Case Type Categories are defined in the 2017 Virginia Judicial Workload Assessment  
 Source: SCV-SQL-Information

**CPSS - GCMS CASELOAD STATISTICS OF THE GENERAL DISTRICT COURTS**  
January 2024 thru July 2024 Dispositions (Compared to January 2023 thru July 2023)

---

Protective Orders	61	▼	-16.4%	-12
<b>GRAND TOTAL</b>	<b>9,213</b>	▲	4.2%	+370

---

\* Compared to same time period as previous year  
8/19/2024 3:37:29PM

\*\* Case Type Categories are defined in the 2017 Virginia Judicial Workload Assessment  
Source: SCV-SQL-Information

**CPSS - GCMS CASELOAD STATISTICS OF THE GENERAL DISTRICT COURTS**  
 January 2024 thru July 2024 Dispositions (Compared to January 2023 thru July 2023)

2024 Overall GRAND TOTAL		Distribution of Caseload			Change*		Percentage (%) of Caseload		
<b>6,456</b>	+338 5.5%	<b>Criminal</b>	1,420	22%	22.8% ▲	+264	<b>Criminal</b>	2023 18.9%	2024 22.0%
2024		<b>Traffic</b>	3,860	60%	1.5% ▲	+56	<b>Traffic</b>	62.2%	59.8%
2023		<b>Civil</b>	902	14%	3.3% ▲	+29	<b>Civil</b>	14.3%	14.0%
		<b>Civil Commitments</b>	274	4%	-3.9% ▼	-11	<b>Civil Commitments</b>	4.7%	4.2%
		<b>GRAND TOTAL</b>	<b>6,456</b>	100%	5.5% ▲	+338	<b>GRAND TOTAL</b>	100%	100%

**Dispositions by Division & Code**

Division	Case Type Description	Code	Summary	Change	% Change	Absolute Change
<b>Criminal</b>	Misdemeanor	M	772	▲	+23.3%	+146
	Felony	F	392	▲	+21.4%	+69
	Capias	CA	206	▲	+32.9%	+51
	Civil Violation	CV	27	▲	+8.0%	+2
	Show Cause	SC	23	▼	-14.8%	-4
	<b>Total</b>			<b>1,420</b>	<b>▲</b>	<b>22.8%</b>
<b>Traffic</b>	Infraction	I	3,044	▼	-3.9%	-123
	Misdemeanor	M	746	▲	+27.5%	+161
	Civil Violation	CV	32	▲	+966.7%	+29
	Capias	CA	22	▼	-33.3%	-11
	Felony	F	15	▲	+15.4%	+2
	Show Cause	SC	1	▼	-66.7%	-2
	<b>Total</b>			<b>3,860</b>	<b>▲</b>	<b>1.5%</b>
<b>Civil</b>	Warrant in Debt	WD	301	▲	+28.6%	+67
	Unlawful Detainer	UD	183	▼	-27.1%	-68
	Garnishment	GA	166	▲	+27.7%	+36
	Other	OT	65	▼	-	-
	Preliminary Protective Order	PP	55	▲	+34.1%	+14
	Protective Order	PO	43	▲	+26.5%	+9
	Bond Forfeiture	BF	28	▼	-55.6%	-35
	Admin License	AL	27	▲	+17.4%	+4
	Detinue	DT	12	▲	+20.0%	+2
	Show Cause	SC	12	▲	+50.0%	+4
	Abstract	AJ	4	▲	+300.0%	+3
	Impoundment	IM	2	▼	-66.7%	-4
	Tenants Assertion	TA	2	▲	-	+2
	Overweight	OC	1	▼	-75.0%	-3
	Restricted Operators License	RL	1	↔	-	-
	Counter Claim	CC	0	▼	-100.0%	-1
	Interrogatory	IN	0	▼	-100.0%	-1
<b>Total</b>			<b>902</b>	<b>▲</b>	<b>3.3%</b>	<b>+29</b>
<b>Civil Commitments</b>	Mental Commitment	MC	240	▲	+0.4%	+1
	Temporary Detention Order	TD	19	▼	-34.5%	-10
	Emergency Custody Order	EC	14	↔	-	-
	Other	OT	1	▼	-66.7%	-2
<b>Total</b>			<b>274</b>	<b>▼</b>	<b>-3.9%</b>	<b>-11</b>
<b>GRAND TOTAL</b>			<b>6,456</b>	<b>▲</b>	<b>5.5%</b>	<b>+338</b>

**Dispositions by Major Case Category\*\***

Category	Summary	Change	% Change	Absolute Change
Felony	407	▲	+21.1%	+71
Garnishment	166	▼	+26.7%	+35
General Civil	314	▼	+27.1%	+67
Infraction/Civil Violation	3,104	▲	-3.0%	-95
Involuntary Civil Commitments	1	▼	-66.7%	-2
Landlord /Tenant	185	▲	-26.3%	-66
Misdemeanor	1,519	▲	+25.3%	+307

\* Compared to same time period as previous year  
 8/19/2024 3:37:29PM

\*\* Case Type Categories are defined in the 2017 Virginia Judicial Workload Assessment  
 Source: SCV-SQL-Information

**CPSS - GCMS CASELOAD STATISTICS OF THE GENERAL DISTRICT COURTS**

January 2024 thru July 2024 Dispositions (Compared to January 2023 thru July 2023)

Other	662	▲	-0.3%	-2
Protective Orders	98	▲	+30.7%	+23
<b>GRAND TOTAL</b>	<b>6,456</b>	▲	5.5%	+338

\* Compared to same time period as previous year  
8/19/2024 3:37:29PM

\*\* Case Type Categories are defined in the 2017 Virginia Judicial Workload Assessment  
Source: SCV-SQL-Information

2024 Overall GRAND TOTAL		Distribution of Caseload			Change*		Percentage (%) of Caseload		
<b>13,562</b>	+2,800 26.0%	<b>Criminal</b>	1,107	8%	45.5% ▲	+346	<b>Criminal</b>	2023 7.1%	2024 8.2%
2024		<b>Traffic</b>	10,539	78%	24.9% ▲	+2,104	<b>Traffic</b>	78.4%	77.7%
2023		<b>Civil</b>	1,165	9%	36.7% ▲	+313	<b>Civil</b>	7.9%	8.6%
		<b>Civil Commitments</b>	751	6%	5.2% ▲	+37	<b>Civil Commitments</b>	6.6%	5.5%
		<b>GRAND TOTAL</b>	<b>13,562</b>	100%	26.0% ▲	+2,800	<b>GRAND TOTAL</b>	100%	100%

Dispositions by Division & Code

Division	Case Type Description	Code	Summary	Change	% Change	Absolute Change
<b>Criminal</b>	Misdemeanor	M	638	▲	+36.9%	+172
	Felony	F	274	▲	+75.6%	+118
	Capias	CA	139	▲	+35.0%	+36
	Show Cause	SC	38	▲	+58.3%	+14
	Civil Violation	CV	18	▲	+50.0%	+6
	<b>Total</b>			<b>1,107</b>	<b>▲</b>	<b>45.5%</b>
<b>Traffic</b>	Infraction	I	7,876	▲	+19.1%	+1,263
	Misdemeanor	M	2,536	▲	+48.6%	+829
	Capias	CA	76	↔	-	-
	Show Cause	SC	34	▲	+6.3%	+2
	Civil Violation	CV	9	▲	+200.0%	+6
	Felony	F	8	▲	+100.0%	+4
<b>Total</b>			<b>10,539</b>	<b>▲</b>	<b>24.9%</b>	<b>+2,104</b>
<b>Civil</b>	Warrant in Debt	WD	441	▲	+31.3%	+105
	Garnishment	GA	373	▲	+67.3%	+150
	Other	OT	116	▲	+52.6%	+40
	Unlawful Detainer	UD	101	▼	-12.9%	-15
	Protective Order	PO	45	▲	+95.7%	+22
	Preliminary Protective Order	PP	42	▲	+10.5%	+4
	Admin License	AL	13	▲	+44.4%	+4
	Detinue	DT	12	↔	-	-
	Show Cause	SC	7	▲	+600.0%	+6
	Abstract	AJ	4	▲	+100.0%	+2
	Bond Forfeiture	BF	4	▲	-	+4
	Impoundment	IM	3	▼	-62.5%	-5
	Restricted Operators License	RL	2	▲	+100.0%	+1
	Interrogatory	IN	1	↔	-	-
	Overweight	OC	1	↔	-	-
	Motion for Judgment	MJ	0	▼	-100.0%	-1
	Petition-Restore Arms	PR	0	▼	-100.0%	-4
<b>Total</b>			<b>1,165</b>	<b>▲</b>	<b>36.7%</b>	<b>+313</b>
<b>Civil Commitments</b>	Mental Commitment	MC	612	▲	+9.3%	+52
	Temporary Detention Order	TD	49	▼	-15.5%	-9
	Emergency Custody Order	EC	48	▲	+29.7%	+11
	Other	OT	40	▼	-29.8%	-17
	Medical Emergency Temporary Detention Order	MT	2	▲	+100.0%	+1
	Petition	PT	0	▼	-100.0%	-1
<b>Total</b>			<b>751</b>	<b>▲</b>	<b>5.2%</b>	<b>+37</b>
<b>GRAND TOTAL</b>			<b>13,562</b>	<b>▲</b>	<b>26.0%</b>	<b>+2,800</b>

Dispositions by Major Case Category\*\*

Category	Summary	Change	% Change	Absolute Change
Felony	282	▲	+76.3%	+122
Garnishment	374	▲	+67.0%	+150
General Civil	455	▼	+27.8%	+99
Infraction/Civil Violation	7,904	▲	+19.2%	+1,275
Involuntary Civil Commitments	40	▼	-31.0%	-18
Landlord /Tenant	101	▼	-12.9%	-15

\* Compared to same time period as previous year  
 8/19/2024 3:37:29PM

\*\* Case Type Categories are defined in the 2017 Virginia Judicial Workload Assessment  
 Source: SCV-SQL-Information


**CPSS - GCMS CASELOAD STATISTICS OF THE GENERAL DISTRICT COURTS**

January 2024 thru July 2024 Dispositions (Compared to January 2023 thru July 2023)

Misdemeanor	3,176	▲	+46.1%	+1,002
Other	1,143	▲	+16.2%	+159
Protective Orders	87	▲	+42.6%	+26
<b>GRAND TOTAL</b>	<b>13,562</b>	▲	26.0%	+2,800

\* Compared to same time period as previous year  
8/19/2024 3:37:29PM

\*\* Case Type Categories are defined in the 2017 Virginia Judicial Workload Assessment  
Source: SCV-SQL-Information

2024 Overall GRAND TOTAL		Distribution of Caseload			Change*		Percentage (%) of Caseload		
<b>12,364</b>	-669 -5.1%	<b>Criminal</b>	1,521	12%	11.5% ▲	+157	<b>Criminal</b>	2023 10.5%	2024 12.3%
		<b>Traffic</b>	9,285	75%	-9.1% ▼	-924	<b>Traffic</b>	78.3%	75.1%
		<b>Civil</b>	1,443	12%	13.0% ▲	+166	<b>Civil</b>	9.8%	11.7%
		<b>Civil Commitments</b>	115	1%	-37.2% ▼	-68	<b>Civil Commitments</b>	1.4%	0.9%
		<b>GRAND TOTAL</b>	<b>12,364</b>	100%	-5.1% ▼	-669	<b>GRAND TOTAL</b>	100%	100%

Dispositions by Division & Code

Division	Case Type Description	Code	Summary	Change	% Change	Absolute Change
<b>Criminal</b>	Misdemeanor	M	784	▲	+13.3%	+92
	Felony	F	491	▲	+19.8%	+81
	Capias	CA	164	▼	-2.4%	-4
	Show Cause	SC	62	▼	-15.1%	-11
	Civil Violation	CV	20	▼	-4.8%	-1
	<b>Total</b>			<b>1,521</b>	<b>▲</b>	<b>11.5%</b>
<b>Traffic</b>	Infraction	I	8,259	▼	-8.2%	-742
	Misdemeanor	M	978	▼	-16.6%	-194
	Felony	F	24	▲	+26.3%	+5
	Capias	CA	17	▲	+112.5%	+9
	Show Cause	SC	7	▲	+75.0%	+3
	Civil Violation	CV	0	▼	-100.0%	-4
	Restricted Operators License	RL	0	▼	-100.0%	-1
	<b>Total</b>			<b>9,285</b>	<b>▼</b>	<b>-9.1%</b>
<b>Civil</b>	Warrant in Debt	WD	611	▲	+27.6%	+132
	Garnishment	GA	455	▲	+12.9%	+52
	Unlawful Detainer	UD	119	▼	-17.9%	-26
	Other	OT	107	▲	+8.1%	+8
	Protective Order	PO	40	▼	-14.9%	-7
	Preliminary Protective Order	PP	39	▼	-9.3%	-4
	Admin License	AL	22	▲	+10.0%	+2
	Impoundment	IM	18	▲	+260.0%	+13
	Detinue	DT	13	↔		-
	Abstract	AJ	9	↔		-
	Bond Forfeiture	BF	2	▼	-66.7%	-4
	Interrogatory	IN	2	▼	-33.3%	-1
	Petition-Restore Arms	PR	2	▲	+100.0%	+1
	Capias	CA	1	▲	-	+1
	Overweight	OC	1	▼	-50.0%	-1
	Restricted Operators License	RL	1	▲	-	+1
	Show Cause	SC	1	↔		-
	Motion for Judgment	MJ	0	▼	-100.0%	-1
	<b>Total</b>			<b>1,443</b>	<b>▲</b>	<b>13.0%</b>
<b>Civil Commitments</b>	Temporary Detention Order	TD	62	▼	-31.9%	-29
	Emergency Custody Order	EC	53	▼	-42.4%	-39
	<b>Total</b>			<b>115</b>	<b>▼</b>	<b>-37.2%</b>
<b>GRAND TOTAL</b>			<b>12,364</b>	<b>▼</b>	<b>-5.1%</b>	<b>-669</b>

Dispositions by Major Case Category\*\*

Category	Summary	Change	% Change	Absolute Change
Felony	515	▲	+20.0%	+86
Garnishment	457	▼	+12.6%	+51
General Civil	631	▲	+27.7%	+137
Infraction/Civil Violation	8,280	▼	-8.3%	-748
Landlord /Tenant	119	▼	-17.9%	-26
Misdemeanor	1,763	▲	-5.5%	-102
Other	520	▲	-9.7%	-56

\* Compared to same time period as previous year  
 8/19/2024 3:37:29PM

\*\* Case Type Categories are defined in the 2017 Virginia Judicial Workload Assessment  
 Source: SCV-SQL-Information

**CPSS - GCMS CASELOAD STATISTICS OF THE GENERAL DISTRICT COURTS**  
January 2024 thru July 2024 Dispositions (Compared to January 2023 thru July 2023)

**Washington**

District: 28 FIPS: 191

Protective Orders	79	▼	-12.2%	-11
<b>GRAND TOTAL</b>	<b>12,364</b>	▼	-5.1%	-669

\* Compared to same time period as previous year  
8/19/2024 3:37:29PM

\*\* Case Type Categories are defined in the 2017 Virginia Judicial Workload Assessment  
Source: SCV-SQL-Information



2024 Overall GRAND TOTAL		Distribution of Caseload			Change*		Percentage (%) of Caseload		
<b>3,582</b>	+769 27.3%	<b>Criminal</b>	674	19%	14.6% ▲	+86	<b>Criminal</b>	20.9%	18.8%
2024	↑	<b>Traffic</b>	2,004	56%	46.3% ▲	+634	<b>Traffic</b>	48.7%	55.9%
2023		<b>Civil</b>	888	25%	9.4% ▲	+76	<b>Civil</b>	28.9%	24.8%
		<b>Civil Commitments</b>	16	0%	-62.8% ▼	-27	<b>Civil Commitments</b>	1.5%	0.4%
		<b>GRAND TOTAL</b>	<b>3,582</b>	100%	27.3% ▲	+769	<b>GRAND TOTAL</b>	100%	100%

**Dispositions by Division & Code**

Division	Case Type Description	Code	Summary	Change	% Change	Absolute Change
<b>Criminal</b>	Misdemeanor	M	310	▼	-6.6%	-22
	Show Cause	SC	141	▲	+513.0%	+118
	Felony	F	129	▼	-9.8%	-14
	Capias	CA	77	▲	+4.1%	+3
	Civil Violation	CV	17	▲	+6.3%	+1
	<b>Total</b>			<b>674</b>	▲	<b>14.6%</b>
<b>Traffic</b>	Infraction	I	1,201	▲	+9.1%	+100
	Show Cause	SC	488	▲	+5,322.2%	+479
	Misdemeanor	M	243	▲	+6.1%	+14
	Capias	CA	65	▲	+150.0%	+39
	Felony	F	6	▲	+50.0%	+2
	Civil Violation	CV	1	▲	-	+1
	Restricted Operators License	RL	0	▼	-100.0%	-1
	<b>Total</b>			<b>2,004</b>	▲	<b>46.3%</b>
<b>Civil</b>	Warrant in Debt	WD	545	▲	+16.5%	+77
	Garnishment	GA	179	▲	+4.7%	+8
	Other	OT	64	▲	+23.1%	+12
	Preliminary Protective Order	PP	30	▼	-11.8%	-4
	Protective Order	PO	17	▼	-34.6%	-9
	Unlawful Detainer	UD	13	▼	-35.0%	-7
	Bond Forfeiture	BF	11	▼	-15.4%	-2
	Impoundment	IM	7	↔	-	-
	Detinue	DT	6	▲	+200.0%	+4
	Abstract	AJ	5	▲	+66.7%	+2
	Admin License	AL	3	▼	-57.1%	-4
	Overweight	OC	3	▲	+200.0%	+2
	Motion for Judgment	MJ	2	▲	-	+2
	Show Cause	SC	2	▼	-75.0%	-6
	Tenants Assertion	TA	1	▲	-	+1
<b>Total</b>			<b>888</b>	▲	<b>9.4%</b>	<b>+76</b>
<b>Civil Commitments</b>	Temporary Detention Order	TD	10	▼	-60.0%	-15
	Emergency Custody Order	EC	6	▼	-66.7%	-12
<b>Total</b>			<b>16</b>	▼	<b>-62.8%</b>	<b>-27</b>
<b>GRAND TOTAL</b>			<b>3,582</b>	▲	27.3%	+769

**Dispositions by Major Case Category\*\***

Category	Summary	Change	% Change	Absolute Change
Felony	135	▲	-8.2%	-12
Garnishment	179	▲	+4.7%	+8
General Civil	558	▲	+18.0%	+85
Infraction/Civil Violation	1,222	▲	+9.3%	+104
Landlord /Tenant	14	▲	-30.0%	-6
Misdemeanor	553	▼	-1.6%	-9
Other	874	▲	+233.6%	+612
Protective Orders	47	▼	-21.7%	-13
<b>GRAND TOTAL</b>	<b>3,582</b>	▲	27.3%	+769

\* Compared to same time period as previous year  
 8/19/2024 3:37:29PM

\*\* Case Type Categories are defined in the 2017 Virginia Judicial Workload Assessment  
 Source: SCV-SQL-Information



**CPSS - GCMS CASELOAD STATISTICS OF THE GENERAL DISTRICT COURTS**

January 2024 thru July 2024 Dispositions (Compared to January 2023 thru July 2023)

2024 Overall GRAND TOTAL		Distribution of Caseload		Change*		Percentage (%) of Caseload			
<b>1,350</b>	-283 -17.3%	<b>Criminal</b>	439	33%	16.8% ▲	+63	<b>Criminal</b>	2023 23.0%	2024 32.5%
2024		<b>Traffic</b>	426	32%	-47.1% ▼	-379	<b>Traffic</b>	49.3%	31.6%
2023		<b>Civil</b>	380	28%	9.2% ▲	+32	<b>Civil</b>	21.3%	28.1%
		<b>Civil Commitments</b>	105	8%	1.0% ▲	+1	<b>Civil Commitments</b>	6.4%	7.8%
		<b>GRAND TOTAL</b>	<b>1,350</b>	100%	-17.3% ▼	-283	<b>GRAND TOTAL</b>	100%	100%

**Dispositions by Division & Code**

Division	Case Type Description	Code	Summary	Change	% Change	Absolute Change
<b>Criminal</b>	Misdemeanor	M	216	▲	+0.5%	+1
	Felony	F	146	▲	+47.5%	+47
	Capias	CA	59	▲	+25.5%	+12
	Show Cause	SC	13	▲	+85.7%	+6
	Civil Violation	CV	3	▼	-57.1%	-4
	Restricted Operators License	RL	2	▲	+100.0%	+1
	<b>Total</b>			<b>439</b>	<b>▲</b>	<b>16.8%</b>
<b>Traffic</b>	Infraction	I	332	▼	-49.3%	-323
	Misdemeanor	M	82	▼	-36.4%	-47
	Capias	CA	12	▼	-33.3%	-6
	Felony	F	0	▼	-100.0%	-1
	Show Cause	SC	0	▼	-100.0%	-2
	<b>Total</b>			<b>426</b>	<b>▼</b>	<b>-47.1%</b>
<b>Civil</b>	Warrant in Debt	WD	181	▲	+24.8%	+36
	Garnishment	GA	111	▲	+73.4%	+47
	Other	OT	22	▼	-43.6%	-17
	Unlawful Detainer	UD	20	▲	+17.6%	+3
	Impoundment	IM	11	▼	-52.2%	-12
	Protective Order	PO	11	▼	-56.0%	-14
	Show Cause	SC	8	▼	-11.1%	-1
	Preliminary Protective Order	PP	7	▼	-50.0%	-7
	Detinue	DT	5	▼	-16.7%	-1
	Admin License	AL	3	▼	-50.0%	-3
	Petition-Restore Arms	PR	1	▲	-	+1
	<b>Total</b>			<b>380</b>	<b>▲</b>	<b>9.2%</b>
<b>Civil Commitments</b>	Mental Commitment	MC	62	▲	+24.0%	+12
	Temporary Detention Order	TD	26	▼	-18.8%	-6
	Emergency Custody Order	EC	14	▼	-30.0%	-6
	Other	OT	3	▲	+50.0%	+1
<b>Total</b>			<b>105</b>	<b>▲</b>	<b>1.0%</b>	<b>+1</b>
<b>GRAND TOTAL</b>			<b>1,350</b>	<b>▼</b>	<b>-17.3%</b>	<b>-283</b>

**Dispositions by Major Case Category\*\***

Category	Summary	Change	% Change	Absolute Change
Felony	146	▼	+46.0%	+46
Garnishment	111	▲	+73.4%	+47
General Civil	192	▲	+20.8%	+33
Infraction/Civil Violation	335	▼	-49.4%	-327
Involuntary Civil Commitments	3	▲	+50.0%	+1
Landlord /Tenant	20	▲	+17.6%	+3
Misdemeanor	300	▲	-13.0%	-45
Other	225	▼	-8.2%	-20
Protective Orders	18	▼	-53.8%	-21
<b>GRAND TOTAL</b>	<b>1,350</b>	<b>▼</b>	<b>-17.3%</b>	<b>-283</b>

\* Compared to same time period as previous year

\*\* Case Type Categories are defined in the 2017 Virginia Judicial Workload Assessment

**CPSS - GCMS CASELOAD STATISTICS OF THE GENERAL DISTRICT COURTS**

January 2024 thru July 2024 Dispositions (Compared to January 2023 thru July 2023)

2024 Overall GRAND TOTAL		Distribution of Caseload			Change*		Percentage (%) of Caseload		
<b>3,721</b>	-145 -3.8%	<b>Criminal</b>	930	25%	-3.1% ▼	-30	<b>Criminal</b>	2023 24.8%	2024 25.0%
2024		<b>Traffic</b>	1,691	45%	-15.1% ▼	-301	<b>Traffic</b>	51.5%	45.4%
2023		<b>Civil</b>	902	24%	40.9% ▲	+262	<b>Civil</b>	16.6%	24.2%
		<b>Civil Commitments</b>	198	5%	-27.7% ▼	-76	<b>Civil Commitments</b>	7.1%	5.3%
		<b>GRAND TOTAL</b>	<b>3,721</b>	100%	-3.8% ▼	-145	<b>GRAND TOTAL</b>	100%	100%

**Dispositions by Division & Code**

Division	Case Type Description	Code	Summary	Change	% Change	Absolute Change
<b>Criminal</b>	Misdemeanor	M	372	▲	+19.6%	+61
	Felony	F	281	▼	-21.1%	-75
	Show Cause	SC	175	▼	-13.4%	-27
	Capias	CA	94	▲	+16.0%	+13
	Civil Violation	CV	8	▼	-20.0%	-2
	<b>Total</b>			<b>930</b>	▼	<b>-3.1%</b>
<b>Traffic</b>	Infraction	I	826	▼	-25.9%	-288
	Show Cause	SC	572	▼	-1.4%	-8
	Misdemeanor	M	221	▼	-1.8%	-4
	Capias	CA	59	↔		-
	Felony	F	8	↔		-
	Restricted Operators License	RL	3	▲	+50.0%	+1
	Civil Violation	CV	2	▼	-50.0%	-2
	<b>Total</b>			<b>1,691</b>	▼	<b>-15.1%</b>
<b>Civil</b>	Warrant in Debt	WD	469	▲	+61.7%	+179
	Garnishment	GA	214	▲	+36.3%	+57
	Other	OT	74	▲	+48.0%	+24
	Preliminary Protective Order	PP	38	▲	+40.7%	+11
	Bond Forfeiture	BF	34	▼	-8.1%	-3
	Unlawful Detainer	UD	34	▼	-17.1%	-7
	Overweight	OC	9	▲	+50.0%	+3
	Admin License	AL	6	▲	+100.0%	+3
	Protective Order	PO	6	▼	-33.3%	-3
	Detinue	DT	5	↔		-
	Impoundment	IM	5	▲	+66.7%	+2
	Abstract	AJ	3	▼	-57.1%	-4
	Interrogatory	IN	2	↔		-
	Petition-Restore Arms	PR	2	▲	-	+2
	Motion for Judgment	MJ	1	▲	-	+1
	Show Cause	SC	0	▼	-100.0%	-3
<b>Total</b>			<b>902</b>	▲	<b>40.9%</b>	<b>+262</b>
<b>Civil Commitments</b>	Mental Commitment	MC	150	▼	-31.8%	-70
	Temporary Detention Order	TD	25	▼	-26.5%	-9
	Emergency Custody Order	EC	17	▲	+13.3%	+2
	Other	OT	6	▲	+20.0%	+1
<b>Total</b>			<b>198</b>	▼	<b>-27.7%</b>	<b>-76</b>
<b>GRAND TOTAL</b>			<b>3,721</b>	▼	-3.8%	-145

**Dispositions by Major Case Category\*\***

Category	Summary	Change	% Change	Absolute Change
Felony	289	▼	-20.6%	-75
Garnishment	216	▲	+35.8%	+57
General Civil	485	▲	+63.3%	+188
Infraction/Civil Violation	845	▼	-25.5%	-289
Involuntary Civil Commitments	6	▲	+20.0%	+1
Landlord /Tenant	34	▼	-17.1%	-7
Misdemeanor	596	▲	+10.8%	+58

\* Compared to same time period as previous year

\*\* Case Type Categories are defined in the 2017 Virginia Judicial Workload Assessment

**CPSS - GCMS CASELOAD STATISTICS OF THE GENERAL DISTRICT COURTS**

January 2024 thru July 2024 Dispositions (Compared to January 2023 thru July 2023)

Other	1,206	▼	-6.7%	-86
Protective Orders	44	▲	+22.2%	+8
<b>GRAND TOTAL</b>	<b>3,721</b>	▼	-3.8%	-145

\* Compared to same time period as previous year  
8/19/2024 3:37:29PM

\*\* Case Type Categories are defined in the 2017 Virginia Judicial Workload Assessment  
Source: SCV-SQL-Information

2024 Overall GRAND TOTAL		Distribution of Caseload			Change*		Percentage (%) of Caseload		
<b>5,782</b>	-45 -0.8%	<b>Criminal</b>	1,794	31%	6.9% ▲	+116	<b>Criminal</b>	2023 28.8%	2024 31.0%
2024		<b>Traffic</b>	2,510	43%	-9.5% ▼	-262	<b>Traffic</b>	47.6%	43.4%
2023		<b>Civil</b>	1,391	24%	7.9% ▲	+102	<b>Civil</b>	22.1%	24.1%
		<b>Civil Commitments</b>	87	2%	-1.1% ▼	-1	<b>Civil Commitments</b>	1.5%	1.5%
		<b>GRAND TOTAL</b>	<b>5,782</b>	100%	-0.8% ▼	-45	<b>GRAND TOTAL</b>	100%	100%

Dispositions by Division & Code

Division	Case Type Description	Code	Summary	Change	% Change	Absolute Change
<b>Criminal</b>	Misdemeanor	M	1,111	▲	+11.0%	+110
	Felony	F	406	▲	+9.1%	+34
	Capias	CA	181	▼	-10.8%	-22
	Civil Violation	CV	65	▼	-4.4%	-3
	Show Cause	SC	30	▼	-11.8%	-4
	Restricted Operators License	RL	1	▲	-	+1
	<b>Total</b>			<b>1,794</b>	<b>▲</b>	<b>6.9%</b>
<b>Traffic</b>	Infraction	I	1,939	▼	-11.2%	-245
	Misdemeanor	M	506	▼	-4.5%	-24
	Capias	CA	45	▲	+25.0%	+9
	Felony	F	14	▲	+7.7%	+1
	Show Cause	SC	3	▼	-62.5%	-5
	Restricted Operators License	RL	2	▲	+100.0%	+1
	Civil Violation	CV	1	▲	-	+1
<b>Total</b>			<b>2,510</b>	<b>▼</b>	<b>-9.5%</b>	<b>-262</b>
<b>Civil</b>	Warrant in Debt	WD	507	▲	+14.4%	+64
	Garnishment	GA	338	▲	+11.6%	+35
	Unlawful Detainer	UD	173	▲	+38.4%	+48
	Other	OT	133	▼	+1.5%	+2
	Bond Forfeiture	BF	58	▼	-14.7%	-10
	Preliminary Protective Order	PP	53	▲	+29.3%	+12
	Detinue	DT	52	▼	-28.8%	-21
	Protective Order	PO	27	▲	+80.0%	+12
	Impoundment	IM	23	▼	-42.5%	-17
	Admin License	AL	14	▼	-22.2%	-4
	Abstract	AJ	5	▼	-44.4%	-4
	Interrogatory	IN	2	▼	-77.8%	-7
	Motion for Judgment	MJ	2	↔	-	-
	Petition-Restore Arms	PR	2	▲	+100.0%	+1
Counter Claim	CC	1	▼	-75.0%	-3	
Show Cause	SC	1	▼	-85.7%	-6	
<b>Total</b>			<b>1,391</b>	<b>▲</b>	<b>7.9%</b>	<b>+102</b>
<b>Civil Commitments</b>	Temporary Detention Order	TD	49	▼	-18.3%	-11
	Emergency Custody Order	EC	36	▲	+44.0%	+11
	Medical Emergency Temporary Detention Order	MT	1	▲	-	+1
	Mental Commitment	MC	1	▼	-66.7%	-2
<b>Total</b>			<b>87</b>	<b>▼</b>	<b>-1.1%</b>	<b>-1</b>
<b>GRAND TOTAL</b>			<b>5,782</b>	<b>▼</b>	<b>-0.8%</b>	<b>-45</b>

Dispositions by Major Case Category\*\*

Category	Summary	Change	% Change	Absolute Change
Felony	420	▲	+9.1%	+35
Garnishment	340	▼	+9.0%	+28
General Civil	571	▲	+7.5%	+40
Infraction/Civil Violation	2,005	▲	-11.0%	-247
Landlord /Tenant	173	▲	+38.4%	+48
Misdemeanor	1,620	▲	+5.7%	+88
Other	573	▲	-9.6%	-61

\* Compared to same time period as previous year

\*\* Case Type Categories are defined in the 2017 Virginia Judicial Workload Assessment

**CPSS - GCMS CASELOAD STATISTICS OF THE GENERAL DISTRICT COURTS**  
January 2024 thru July 2024 Dispositions (Compared to January 2023 thru July 2023)

---

Protective Orders	80	▲	+42.9%	+24
<b>GRAND TOTAL</b>	<b>5,782</b>	▼	-0.8%	-45

---

\* Compared to same time period as previous year  
8/19/2024 3:37:29PM

\*\* Case Type Categories are defined in the 2017 Virginia Judicial Workload Assessment  
Source: SCV-SQL-Information

2024 Overall GRAND TOTAL		Distribution of Caseload			Change*		Percentage (%) of Caseload		
<b>3,218</b>	+119 3.8%	<b>Criminal</b>	569	18%	-26.6% ▼	-206	<b>Criminal</b>	2023 25.0%	2024 17.7%
2024	↑	<b>Traffic</b>	2,029	63%	9.9% ▲	+183	<b>Traffic</b>	59.6%	63.1%
2023		<b>Civil</b>	585	18%	32.1% ▲	+142	<b>Civil</b>	14.3%	18.2%
		<b>Civil Commitments</b>	35	1%	0.0%	0	<b>Civil Commitments</b>	1.1%	1.1%
		<b>GRAND TOTAL</b>	<b>3,218</b>	100%	3.8% ▲	+119	<b>GRAND TOTAL</b>	100%	100%

Dispositions by Division & Code

Division	Case Type Description	Code	Summary	Change	% Change	Absolute Change
<b>Criminal</b>	Misdemeanor	M	313	▼	-19.9%	-78
	Felony	F	169	▼	-31.9%	-79
	Capias	CA	53	▼	-28.4%	-21
	Show Cause	SC	26	▼	-35.0%	-14
	Civil Violation	CV	7	▼	-68.2%	-15
	Restricted Operators License	RL	1	▲	-	+1
	<b>Total</b>			<b>569</b>	▼	<b>-26.6%</b>
<b>Traffic</b>	Infraction	I	1,676	▲	+11.6%	+174
	Misdemeanor	M	313	▲	+7.9%	+23
	Capias	CA	19	▼	-38.7%	-12
	Show Cause	SC	14	▼	-17.6%	-3
	Felony	F	4	▼	-20.0%	-1
	Restricted Operators License	RL	2	▲	+100.0%	+1
	Civil Violation	CV	1	▲	-	+1
<b>Total</b>			<b>2,029</b>	▲	<b>9.9%</b>	<b>+183</b>
<b>Civil</b>	Warrant in Debt	WD	199	▲	+34.5%	+51
	Garnishment	GA	149	▲	+39.3%	+42
	Other	OT	81	▲	+72.3%	+34
	Unlawful Detainer	UD	48	↔	-	-
	Preliminary Protective Order	PP	47	▲	+56.7%	+17
	Protective Order	PO	33	▲	+43.5%	+10
	Detinue	DT	6	▼	-25.0%	-2
	Admin License	AL	4	▲	-	+4
	Impoundment	IM	4	▲	+33.3%	+1
	Interrogatory	IN	3	▲	+200.0%	+2
	Overweight	OC	3	▼	-70.0%	-7
	Show Cause	SC	3	▼	-72.7%	-8
	Motion for Judgment	MJ	2	↔	-	-
	Restricted Operators License	RL	2	▲	-	+2
	Capias	CA	1	↔	-	-
Abstract	AJ	0	▼	-100.0%	-4	
<b>Total</b>			<b>585</b>	▲	<b>32.1%</b>	<b>+142</b>
<b>Civil Commitments</b>	Emergency Custody Order	EC	22	▲	+10.0%	+2
	Temporary Detention Order	TD	13	▼	-7.1%	-1
	Medical Emergency Custody Order	ME	0	▼	-100.0%	-1
<b>Total</b>			<b>35</b>		<b>0.0%</b>	<b>0</b>
<b>GRAND TOTAL</b>			<b>3,218</b>	▲	3.8%	+119

Dispositions by Major Case Category\*\*

Category	Summary	Change	% Change	Absolute Change
Felony	173	▼	-31.6%	-80
Garnishment	152	▲	+40.7%	+44
General Civil	212	▲	+30.1%	+49
Infraction/Civil Violation	1,687	▲	+10.0%	+153
Landlord /Tenant	48	↔	-	0
Misdemeanor	631	▲	-7.5%	-51
Other	235	▲	-8.9%	-23

\* Compared to same time period as previous year  
 8/19/2024 3:37:29PM

\*\* Case Type Categories are defined in the 2017 Virginia Judicial Workload Assessment  
 Source: SCV-SQL-Information



**CPSS - GCMS CASELOAD STATISTICS OF THE GENERAL DISTRICT COURTS**

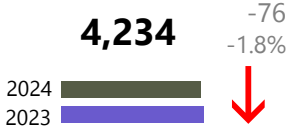
January 2024 thru July 2024 Dispositions (Compared to January 2023 thru July 2023)

---

Protective Orders	80	▲	+50.9%	+27
<b><i>GRAND TOTAL</i></b>	<b><u>3,218</u></b>	<b>▲</b>	<b>3.8%</b>	<b>+119</b>

\* Compared to same time period as previous year  
8/19/2024 3:37:29PM

\*\* Case Type Categories are defined in the 2017 Virginia Judicial Workload Assessment  
Source: SCV-SQL-Information

2024 Overall GRAND TOTAL		Distribution of Caseload			Change*		Percentage (%) of Caseload			
<b>4,234</b>	-76 -1.8%	<b>Criminal</b>	659	16%	-24.1%	▼	-209	<b>Criminal</b>	20.1%	15.6%
		<b>Traffic</b>	3,080	73%	0.4%	▲	+13	<b>Traffic</b>	71.2%	72.7%
		<b>Civil</b>	469	11%	29.2%	▲	+106	<b>Civil</b>	8.4%	11.1%
		<b>Civil Commitments</b>	26	1%	116.7%	▲	+14	<b>Civil Commitments</b>	0.3%	0.6%
		<b>GRAND TOTAL</b>	<b>4,234</b>	100%	-1.8%	▼	-76	<b>GRAND TOTAL</b>	100%	100%

**Dispositions by Division & Code**

Division	Case Type Description	Code	Summary	Change	% Change	Absolute Change
<b>Criminal</b>	Misdemeanor	M	373	▼	-18.9%	-87
	Felony	F	186	▼	-27.9%	-72
	Capias	CA	50	▼	-38.3%	-31
	Civil Violation	CV	25	▲	+13.6%	+3
	Show Cause	SC	25	▼	-44.4%	-20
	Restricted Operators License	RL	0	▼	-100.0%	-2
	<b>Total</b>			<b>659</b>	▼	<b>-24.1%</b>
<b>Traffic</b>	Infraction	I	2,499	▲	+2.5%	+62
	Misdemeanor	M	541	▼	-5.1%	-29
	Show Cause	SC	16	↔	-	-
	Capias	CA	15	▼	-46.4%	-13
	Felony	F	8	▼	-11.1%	-1
	Civil Violation	CV	1	▼	-85.7%	-6
	<b>Total</b>			<b>3,080</b>	▲	<b>0.4%</b>
<b>Civil</b>	Warrant in Debt	WD	199	▲	+46.3%	+63
	Garnishment	GA	177	▲	+75.2%	+76
	Other	OT	23	▼	-42.5%	-17
	Unlawful Detainer	UD	21	▼	-40.0%	-14
	Preliminary Protective Order	PP	19	↔	-	-
	Admin License	AL	10	▲	+150.0%	+6
	Detinue	DT	7	▲	-	+7
	Protective Order	PO	6	▼	-40.0%	-4
	Restricted Operators License	RL	3	↔	-	-
	Abstract	AJ	2	▲	-	+2
	Impoundment	IM	1	▼	-75.0%	-3
	Overweight	OC	1	▼	-50.0%	-1
	Emergency Substantial Risk Order	SR	0	▼	-100.0%	-1
	Interrogatory	IN	0	▼	-100.0%	-4
	Motion for Judgment	MJ	0	▼	-100.0%	-1
Show Cause	SC	0	▼	-100.0%	-3	
<b>Total</b>			<b>469</b>	▲	<b>29.2%</b>	<b>+106</b>
<b>Civil Commitments</b>	Emergency Custody Order	EC	13	▲	+62.5%	+5
	Temporary Detention Order	TD	12	▲	+200.0%	+8
	Mental Commitment	MC	1	▲	-	+1
<b>Total</b>			<b>26</b>	▲	<b>116.7%</b>	<b>+14</b>
<b>GRAND TOTAL</b>			<b>4,234</b>	▼	-1.8%	-76

**Dispositions by Major Case Category\*\***

Category	Summary	Change	% Change	Absolute Change
Felony	194	▼	-27.3%	-73
Garnishment	177	▼	+68.6%	+72
General Civil	207	▲	+44.8%	+64
Infraction/Civil Violation	2,526	▼	+2.4%	+58
Landlord /Tenant	21	▼	-40.0%	-14
Misdemeanor	917	▼	-11.4%	-118
New to Workload Study	0	▼	-100.0%	-1
Other	167	▲	-26.4%	-60

\* Compared to same time period as previous year  
 8/19/2024 3:37:29PM

\*\* Case Type Categories are defined in the 2017 Virginia Judicial Workload Assessment  
 Source: SCV-SQL-Information

**CPSS - GCMS CASELOAD STATISTICS OF THE GENERAL DISTRICT COURTS**  
January 2024 thru July 2024 Dispositions (Compared to January 2023 thru July 2023)

---

Protective Orders	25	▼	-13.8%	-4
<b>GRAND TOTAL</b>	<b>4,234</b>	▼	-1.8%	-76

---

\* Compared to same time period as previous year  
8/19/2024 3:37:29PM

\*\* Case Type Categories are defined in the 2017 Virginia Judicial Workload Assessment  
Source: SCV-SQL-Information

2024 Overall GRAND TOTAL		Distribution of Caseload			Change*		Percentage (%) of Caseload		
<b>7,100</b>	+685 10.7%	<b>Criminal</b>	1,719	24%	-0.2% ▼	-3	<b>Criminal</b>	2023 26.8%	2024 24.2%
2024		<b>Traffic</b>	3,798	53%	16.0% ▲	+523	<b>Traffic</b>	51.1%	53.5%
2023		<b>Civil</b>	1,523	21%	12.8% ▲	+173	<b>Civil</b>	21.0%	21.5%
		<b>Civil Commitments</b>	60	1%	-11.8% ▼	-8	<b>Civil Commitments</b>	1.1%	0.8%
		<b>GRAND TOTAL</b>	<b>7,100</b>	100%	10.7% ▲	+685	<b>GRAND TOTAL</b>	100%	100%

**Dispositions by Division & Code**

Division	Case Type Description	Code	Summary	Change	% Change	Absolute Change
<b>Criminal</b>	Misdemeanor	M	1,111	▲	+6.1%	+64
	Felony	F	242	▼	-18.2%	-54
	Capias	CA	219	▼	-8.0%	-19
	Show Cause	SC	130	▲	+11.1%	+13
	Civil Violation	CV	17	▼	-29.2%	-7
	<b>Total</b>			<b>1,719</b>	▼	<b>-0.2%</b>
<b>Traffic</b>	Infraction	I	2,760	▲	+18.4%	+428
	Misdemeanor	M	928	▲	+10.1%	+85
	Show Cause	SC	51	▲	+10.9%	+5
	Capias	CA	48	▲	+17.1%	+7
	Felony	F	10	▼	-9.1%	-1
	Civil Violation	CV	1	▼	-50.0%	-1
	<b>Total</b>			<b>3,798</b>	▲	<b>16.0%</b>
<b>Civil</b>	Warrant in Debt	WD	569	▲	+37.4%	+155
	Garnishment	GA	453	▲	+32.5%	+111
	Other	OT	165	▼	-8.8%	-16
	Unlawful Detainer	UD	158	▼	-18.6%	-36
	Preliminary Protective Order	PP	59	▼	-4.8%	-3
	Protective Order	PO	47	▲	+74.1%	+20
	Show Cause	SC	19	▼	-26.9%	-7
	Admin License	AL	12	▲	+71.4%	+5
	Detinue	DT	11	▼	-50.0%	-11
	Impoundment	IM	9	▼	-60.9%	-14
	Bond Forfeiture	BF	8	▼	-50.0%	-8
	Interrogatory	IN	3	▲	-	+3
	Motion for Judgment	MJ	2	▼	-60.0%	-3
	Overweight	OC	2	▼	-60.0%	-3
	Restricted Operators License	RL	2	▼	-50.0%	-2
	Tenants Assertion	TA	2	↔	-	-
	Abstract	AJ	1	▲	-	+1
	Capias	CA	1	▼	-94.1%	-16
	Petition-Restore Arms	PR	0	▼	-100.0%	-3
<b>Total</b>			<b>1,523</b>	▲	<b>12.8%</b>	<b>+173</b>
<b>Civil Commitments</b>	Emergency Custody Order	EC	35	▲	+16.7%	+5
	Temporary Detention Order	TD	23	↔	-	-
	Medical Emergency Temporary Detention Order	MT	1	▲	-	+1
	Other	OT	1	▲	-	+1
	Mental Commitment	MC	0	▼	-100.0%	-14
	Petition	PT	0	▼	-100.0%	-1
<b>Total</b>			<b>60</b>	▼	<b>-11.8%</b>	<b>-8</b>
<b>GRAND TOTAL</b>			<b>7,100</b>	▲	10.7%	+685

**Dispositions by Major Case Category\*\***

Category	Summary	Change	% Change	Absolute Change
Felony	252	▼	-17.9%	-55
Garnishment	456	▲	+33.3%	+114
General Civil	608	▼	+24.6%	+120
Infraction/Civil Violation	2,780	▼	+17.6%	+417

\* Compared to same time period as previous year  
 8/19/2024 3:37:29PM

\*\* Case Type Categories are defined in the 2017 Virginia Judicial Workload Assessment  
 Source: SCV-SQL-Information

**CPSS - GCMS CASELOAD STATISTICS OF THE GENERAL DISTRICT COURTS**

January 2024 thru July 2024 Dispositions (Compared to January 2023 thru July 2023)

Involuntary Civil Commitments	1	▲		0
Landlord /Tenant	160	▼	-18.4%	-36
Misdemeanor	2,041	▼	+7.8%	+147
Other	696	▲	-5.3%	-39
Protective Orders	106	▲	+19.1%	+17
<b>GRAND TOTAL</b>	<b>7,100</b>	▲	10.7%	+685

\* Compared to same time period as previous year  
8/19/2024 3:37:29PM

\*\* Case Type Categories are defined in the 2017 Virginia Judicial Workload Assessment  
Source: SCV-SQL-Information

2024 Overall GRAND TOTAL		Distribution of Caseload			Change*		Percentage (%) of Caseload		
<b>72,681</b>	+11,711 19.2%	<b>Criminal</b>	11,895	16%	24.1% ▲	+2,310	<b>Criminal</b>	2023 15.7%	2024 16.4%
2024		<b>Traffic</b>	42,879	59%	20.2% ▲	+7,199	<b>Traffic</b>	58.5%	59.0%
2023		<b>Civil</b>	17,273	24%	14.5% ▲	+2,191	<b>Civil</b>	24.7%	23.8%
		<b>Civil Commitments</b>	634	1%	1.8% ▲	+11	<b>Civil Commitments</b>	1.0%	0.9%
		<b>GRAND TOTAL</b>	<b>72,681</b>	100%	19.2% ▲	+11,711	<b>GRAND TOTAL</b>	100%	100%

**Dispositions by Division & Code**

Division	Case Type Description	Code	Summary	Change	% Change	Absolute Change
<b>Criminal</b>	Misdemeanor	M	5,797	▲	+15.2%	+767
	Felony	F	2,852	▲	+21.7%	+508
	Capias	CA	2,332	▲	+58.2%	+858
	Show Cause	SC	553	▲	+24.5%	+109
	Civil Violation	CV	361	▲	+23.2%	+68
	<b>Total</b>			<b>11,895</b>	<b>▲</b>	<b>24.1%</b>
<b>Traffic</b>	Infraction	I	35,241	▲	+21.7%	+6,290
	Misdemeanor	M	7,123	▲	+12.7%	+802
	Capias	CA	163	▲	+61.4%	+62
	Civil Violation	CV	131	▲	+98.5%	+65
	Felony	F	114	▼	-14.9%	-20
	Other	O	60	▲	+1.7%	+1
	Show Cause	SC	31	▼	-8.8%	-3
	Restricted Operators License	RL	16	▲	+14.3%	+2
	<b>Total</b>			<b>42,879</b>	<b>▲</b>	<b>20.2%</b>
<b>Civil</b>	Warrant in Debt	WD	7,366	▲	+32.6%	+1,811
	Garnishment	GA	4,367	▲	+4.4%	+183
	Unlawful Detainer	UD	2,944	▲	+8.3%	+225
	Admin License	AL	551	▼	-1.8%	-10
	Other	OT	366	▲	+3.7%	+13
	Zoning Violation	ZO	329	▼	-16.9%	-67
	Preliminary Protective Order	PP	279	▲	+12.0%	+30
	Show Cause	SC	269	▲	+2.7%	+7
	Protective Order	PO	223	▲	+10.9%	+22
	Interrogatory	IN	176	▼	-11.6%	-23
	Abstract	AJ	170	▲	+16.4%	+24
	Impoundment	IM	86	▼	-7.5%	-7
	Overweight	OC	29	▼	-3.3%	-1
	Counter Claim	CC	25	▲	+13.6%	+3
	Detinue	DT	25	▼	-39.0%	-16
	Tenants Assertion	TA	22	▲	+22.2%	+4
	Motion for Judgment	MJ	13	▼	-31.6%	-6
	Motor Carrier	MC	10	▲	+42.9%	+3
	Capias	CA	9	▼	-30.8%	-4
	Third Party Claim	TH	5	▲	+150.0%	+3
	Bond Forfeiture	BF	3	▼	-25.0%	-1
	Petition-Restore Arms	PR	3	▼	-25.0%	-1
	Petition to Require Blood Test	BT	2	▲	-	+2
Restricted Operators License	RL	1	▼	-75.0%	-3	
<b>Total</b>			<b>17,273</b>	<b>▲</b>	<b>14.5%</b>	<b>+2,191</b>
<b>Civil Commitments</b>	Temporary Detention Order	TD	296	▲	+2.8%	+8
	Mental Commitment	MC	257	▲	+18.4%	+40
	Emergency Custody Order	EC	68	▼	-34.0%	-35
	Petition	PT	11	▲	+450.0%	+9
	Medical Emergency Custody Order	ME	1	▼	-80.0%	-4
	Medical Emergency Temporary Detention Order	MT	1	▼	-83.3%	-5
	Other	OT	0	▼	-100.0%	-2
<b>Total</b>			<b>634</b>	<b>▲</b>	<b>1.8%</b>	<b>+11</b>
<b>GRAND TOTAL</b>			<b>72,681</b>	<b>▲</b>	<b>19.2%</b>	<b>+11,711</b>

\* Compared to same time period as previous year  
 8/19/2024 3:37:29PM

\*\* Case Type Categories are defined in the 2017 Virginia Judicial Workload Assessment  
 Source: SCV-SQL-Information

**Dispositions by Major Case Category\*\***

Category	Summary	Change	% Change	Absolute Change
Felony	2,966	▲	+19.7%	+488
Garnishment	4,543	▼	+3.7%	+160
General Civil	7,620	▼	+31.3%	+1,815
Infraction/Civil Violation	35,832	▲	+21.9%	+6,426
Involuntary Civil Commitments	11	▲	+175.0%	+7
Landlord /Tenant	2,966	▲	+8.4%	+229
Misdemeanor	13,266	▼	+12.8%	+1,501
Other	4,975	▲	+26.2%	+1,033
Protective Orders	502	▲	+11.6%	+52
<b>GRAND TOTAL</b>	<b>72,681</b>	▲	19.2%	+11,711

\* Compared to same time period as previous year  
 8/19/2024 3:37:29PM

\*\* Case Type Categories are defined in the 2017 Virginia Judicial Workload Assessment  
 Source: SCV-SQL-Information

2024 Overall GRAND TOTAL		Distribution of Caseload			Change*		Percentage (%) of Caseload		
<b>8,784</b>	+1,584 22.0%	<b>Criminal</b>	677	8%	4.2% ▲	+27	<b>Criminal</b>	2023 9.0%	2024 7.7%
2024	↑	<b>Traffic</b>	6,352	72%	34.7% ▲	+1,636	<b>Traffic</b>	65.5%	72.3%
2023		<b>Civil</b>	1,696	19%	-4.9% ▼	-87	<b>Civil</b>	24.8%	19.3%
		<b>Civil Commitments</b>	59	1%	15.7% ▲	+8	<b>Civil Commitments</b>	0.7%	0.7%
		<b>GRAND TOTAL</b>	<b>8,784</b>	100%	22.0% ▲	+1,584	<b>GRAND TOTAL</b>	100%	100%

Dispositions by Division & Code

Division	Case Type Description	Code	Summary	Change	% Change	Absolute Change
<b>Criminal</b>	Misdemeanor	M	454	▲	+24.7%	+90
	Felony	F	134	▼	-27.2%	-50
	Show Cause	SC	43	▼	-4.4%	-2
	Capias	CA	32	▼	-22.0%	-9
	Civil Violation	CV	14	▼	-12.5%	-2
	<b>Total</b>			<b>677</b>	<b>▲</b>	<b>4.2%</b>
<b>Traffic</b>	Infraction	I	4,776	▲	+28.9%	+1,070
	Misdemeanor	M	1,511	▲	+58.1%	+555
	Capias	CA	38	▲	+22.6%	+7
	Felony	F	16	▲	+45.5%	+5
	Show Cause	SC	10	▼	-9.1%	-1
	Civil Violation	CV	1	↔		-
	<b>Total</b>			<b>6,352</b>	<b>▲</b>	<b>34.7%</b>
<b>Civil</b>	Warrant in Debt	WD	720	▼	-0.4%	-3
	Garnishment	GA	668	▲	+1.4%	+9
	Unlawful Detainer	UD	115	▼	-4.2%	-5
	Other	OT	61	▼	-24.7%	-20
	Detinue	DT	38	▼	-24.0%	-12
	Preliminary Protective Order	PP	28	↔		-
	Protective Order	PO	20	▼	-41.2%	-14
	Admin License	AL	15	▲	+7.1%	+1
	Abstract	AJ	12	▼	-29.4%	-5
	Impoundment	IM	11	▲	+83.3%	+5
	Counter Claim	CC	2	▼	-33.3%	-1
	Overweight	OC	2	▼	-95.1%	-39
	Tenants Assertion	TA	2	↔		-
	Motion for Judgment	MJ	1	▲	-	+1
	Third Party Claim	TH	1	▲	-	+1
	Interrogatory	IN	0	▼	-100.0%	-2
	Restricted Operators License	RL	0	▼	-100.0%	-2
Show Cause	SC	0	▼	-100.0%	-1	
<b>Total</b>			<b>1,696</b>	<b>▼</b>	<b>-4.9%</b>	<b>-87</b>
<b>Civil Commitments</b>	Temporary Detention Order	TD	42	▲	+5.0%	+2
	Emergency Custody Order	EC	16	▲	+60.0%	+6
	Mental Commitment	MC	1	↔		-
	<b>Total</b>			<b>59</b>	<b>▲</b>	<b>15.7%</b>
<b>GRAND TOTAL</b>			<b>8,784</b>	<b>▲</b>	<b>22.0%</b>	<b>+1,584</b>

Dispositions by Major Case Category\*\*

Category	Summary	Change	% Change	Absolute Change
Felony	150	▲	-23.1%	-45
Garnishment	668	▼	+1.1%	+7
General Civil	764	▲	-1.8%	-14
Infraction/Civil Violation	4,793	▼	+27.3%	+1,029
Landlord /Tenant	117	▼	-4.1%	-5
Misdemeanor	1,965	▼	+48.6%	+643
Other	279	▲	-5.7%	-17

\* Compared to same time period as previous year  
 8/19/2024 3:37:29PM

\*\* Case Type Categories are defined in the 2017 Virginia Judicial Workload Assessment  
 Source: SCV-SQL-Information



**CPSS - GCMS CASELOAD STATISTICS OF THE GENERAL DISTRICT COURTS**  
January 2024 thru July 2024 Dispositions (Compared to January 2023 thru July 2023)

---

Protective Orders	48	▼	-22.6%	-14
<b>GRAND TOTAL</b>	<b>8,784</b>	▲	22.0%	+1,584

---

---

\* Compared to same time period as previous year  
8/19/2024 3:37:29PM

\*\* Case Type Categories are defined in the 2017 Virginia Judicial Workload Assessment  
Source: SCV-SQL-Information

2024 Overall GRAND TOTAL		Distribution of Caseload			Change*		Percentage (%) of Caseload		
<b>17,565</b>	+2,397 15.8%	<b>Criminal</b>	378	2%	2.4% ▲	+9	<b>Criminal</b>	2023 2.4%	2024 2.2%
2024	↑	<b>Traffic</b>	16,682	95%	16.8% ▲	+2,405	<b>Traffic</b>	94.1%	95.0%
2023		<b>Civil</b>	491	3%	-2.2% ▼	-11	<b>Civil</b>	3.3%	2.8%
		<b>Civil Commitments</b>	14	0%	-30.0% ▼	-6	<b>Civil Commitments</b>	0.1%	0.1%
		<b>GRAND TOTAL</b>	<b>17,565</b>	100%	15.8% ▲	+2,397	<b>GRAND TOTAL</b>	100%	100%

Dispositions by Division & Code

Division	Case Type Description	Code	Summary	Change	% Change	Absolute Change
<b>Criminal</b>	Misdemeanor	M	234	▲	+4.0%	+9
	Felony	F	104	▲	+13.0%	+12
	Show Cause	SC	21	▼	-22.2%	-6
	Capias	CA	11	▼	-47.6%	-10
	Civil Violation	CV	8	▲	+100.0%	+4
	<b>Total</b>			<b>378</b>	▲	<b>2.4%</b>
<b>Traffic</b>	Infraction	I	14,062	▲	+17.6%	+2,101
	Misdemeanor	M	2,523	▲	+12.0%	+271
	Capias	CA	71	▲	+39.2%	+20
	Show Cause	SC	17	▲	+112.5%	+9
	Felony	F	9	▲	+80.0%	+4
	<b>Total</b>			<b>16,682</b>	▲	<b>16.8%</b>
<b>Civil</b>	Warrant in Debt	WD	205	▼	-0.5%	-1
	Garnishment	GA	154	▼	-6.1%	-10
	Unlawful Detainer	UD	52	▲	+30.0%	+12
	Other	OT	32	▼	-25.6%	-11
	Admin License	AL	13	▲	+18.2%	+2
	Preliminary Protective Order	PP	13	▲	+333.3%	+10
	Protective Order	PO	8	▲	+100.0%	+4
	Detinue	DT	6	▲	+20.0%	+1
	Abstract	AJ	4	▼	-66.7%	-8
	Impoundment	IM	4	▼	-50.0%	-4
	Interrogatory	IN	0	▼	-100.0%	-4
	Overweight	OC	0	▼	-100.0%	-1
	Show Cause	SC	0	▼	-100.0%	-1
	<b>Total</b>			<b>491</b>	▼	<b>-2.2%</b>
<b>Civil Commitments</b>	Temporary Detention Order	TD	9	▼	-30.8%	-4
	Emergency Custody Order	EC	5	▼	-16.7%	-1
	Other	OT	0	▼	-100.0%	-1
	<b>Total</b>			<b>14</b>	▼	<b>-30.0%</b>
<b>GRAND TOTAL</b>			<b>17,565</b>	▲	15.8%	+2,397

Dispositions by Major Case Category\*\*

Category	Summary	Change	% Change	Absolute Change
Felony	113	▲	+16.5%	+16
Garnishment	154	▼	-8.3%	-14
General Civil	213	▼	-0.5%	-1
Infraction/Civil Violation	14,070	▲	+17.6%	+2,104
Involuntary Civil Commitments	0	▼	-100.0%	-1
Landlord /Tenant	52	▲	+30.0%	+12
Misdemeanor	2,757	▲	+11.3%	+280
Other	185	▼	-6.6%	-13
Protective Orders	21	▲	+200.0%	+14
<b>GRAND TOTAL</b>	<b>17,565</b>	▲	15.8%	+2,397

\* Compared to same time period as previous year  
 8/19/2024 3:37:29PM

\*\* Case Type Categories are defined in the 2017 Virginia Judicial Workload Assessment  
 Source: SCV-SQL-Information