

2024 Overall GRAND TOTAL		Distribution of Caseload			Change*		Percentage (%) of Caseload			
<b>1,194,747</b>	+82,783 7.4%	<b>Criminal</b>	160,702	13%	7.6%	▲	+11,401	<b>Criminal</b>	2023: 13.4%	2024: 13.5%
		<b>Traffic</b>	680,199	57%	8.6%	▲	+53,936	<b>Traffic</b>	56.3%	56.9%
2024	↑	<b>Civil</b>	328,609	28%	5.2%	▲	+16,387	<b>Civil</b>	28.1%	27.5%
2023		<b>Civil Commitments</b>	25,237	2%	4.4%	▲	+1,059	<b>Civil Commitments</b>	2.2%	2.1%
		<b>GRAND TOTAL</b>	<b>1,194,747</b>	100%	7.4%	▲	+82,783	<b>GRAND TOTAL</b>	100%	100%

**Dispositions by Division & Code**

Division	Case Type Description	Code	Summary	Change	% Change	Absolute Change
<b>Criminal</b>	Misdemeanor	M	90,839	▲	+9.7%	+8,046
	Felony	F	42,603	▲	+1.7%	+713
	Capias	CA	15,932	▲	+15.3%	+2,109
	Show Cause	SC	7,141	▲	+0.4%	+27
	Civil Violation	CV	4,055	▲	+14.9%	+526
	Motion	MO	77	▼	-17.2%	-16
	Restricted Operators License	RL	55	▼	-6.8%	-4
	<b>Total</b>			<b>160,702</b>	<b>▲</b>	<b>7.6%</b>
<b>Traffic</b>	Infraction	I	533,848	▲	+8.8%	+43,112
	Misdemeanor	M	129,394	▲	+8.3%	+9,882
	Capias	CA	6,093	▲	+10.2%	+565
	Show Cause	SC	3,978	▲	+9.9%	+358
	Civil Violation	CV	2,436	▲	+33.6%	+613
	Other	O	1,993	▼	-20.4%	-510
	Felony	F	1,971	▲	+2.6%	+50
	Restricted Operators License	RL	276	▼	-14.0%	-45
<b>Total</b>			<b>680,199</b>	<b>▲</b>	<b>8.6%</b>	<b>+53,936</b>
<b>Civil</b>	Warrant in Debt	WD	125,607	▲	+21.4%	+22,114
	Garnishment	GA	84,723	▼	-3.8%	-3,343
	Unlawful Detainer	UD	70,247	▲	+1.4%	+954
	Other	OT	9,471	▼	-4.1%	-406
	Preliminary Protective Order	PP	6,094	▲	+2.8%	+166
	Admin License	AL	5,966	▼	-2.8%	-175
	Protective Order	PO	4,627	▲	+6.2%	+271
	Detinue	DT	3,549	▼	-11.8%	-474
	Show Cause	SC	3,448	▼	-16.7%	-693
	Motion for Judgment	MJ	3,386	▼	-14.3%	-567
	Interrogatory	IN	2,887	▲	+2.7%	+77
	Abstract	AJ	2,545	▼	-28.1%	-994
	Impoundment	IM	1,872	▲	+5.7%	+101
	Bond Forfeiture	BF	1,852	▼	-3.1%	-60
	Zoning Violation	ZO	741	▼	-33.3%	-370
	Tenants Assertion	TA	461	▼	-2.9%	-14
	Counter Claim	CC	354	▼	-8.8%	-34
	Overweight	OC	323	▼	-15.2%	-58
	Capias	CA	124	▼	-32.6%	-60
	Petition-Restore Arms	PR	114	▼	-28.3%	-45
	Motor Carrier	MC	91	▼	-4.2%	-4
	Interrogatory-Not	IC	49	▼	-5.8%	-3
	Third Party Claim	TH	28	▲	+33.3%	+7
	Restricted Operators License	RL	22	▼	-40.5%	-15
	Cross Claim	CR	12	▲	+100.0%	+6
	Detinue Seizure	DZ	5	▲	+400.0%	+4
	Mechanic's Lien	ML	4	▼	-20.0%	-1
	Petition to Require Blood Test	BT	4	▲	+300.0%	+3
	Attachment	AT	1	▲	-	+1
	Distress Seizure	DS	1	↔	-	-
	Emergency Substantial Risk Order	SR	1	▼	-50.0%	-1
	<b>Total</b>			<b>328,609</b>	<b>▲</b>	<b>5.2%</b>
<b>Civil Commitments</b>	Mental Commitment	MC	10,873	▲	+4.0%	+420
	Temporary Detention Order	TD	8,093	▲	+3.0%	+232

\* Compared to same time period as previous year  
 7/11/2024 12:28:24PM

\*\* Case Type Categories are defined in the 2017 Virginia Judicial Workload Assessment  
 Source: SCV-SQL-Information



			Summary	Change	% Change	Absolute Change
<b>Civil Commitments</b>	Emergency Custody Order	EC	3,739	▲	+0.0%	+1
	Other	OT	2,197	▲	+22.8%	+408
	Medical Emergency Temporary Detention Order	MT	177	▼	-1.1%	-2
	Petition	PT	149	▲	+8.0%	+11
	Medical Emergency Custody Order	ME	9	▼	-55.0%	-11
	Total			<b>25,237</b>	▲	<b>4.4%</b>
<b>GRAND TOTAL</b>			<b>1,194,747</b>	▲	7.4%	+82,783

**Dispositions by Major Case Category\*\***

Category			Summary	Change	% Change	Absolute Change
Felony			44,574	▲	+1.7%	+763
Garnishment			87,610	▼	-3.6%	-3,266
General Civil			134,164	▲	+18.5%	+20,910
Infracton/Civil Violation			542,746	▲	+8.8%	+43,679
Involuntary Civil Commitments			2,346	▲	+21.7%	+419
Landlord /Tenant			70,708	▼	+1.3%	+940
Misdemeanor			221,327	▼	+8.6%	+17,494
New to Workload Study			1	▼	-50.0%	-1
Other			80,550	▲	+1.8%	+1,408
Protective Orders			10,721	▲	+4.2%	+437
<b>GRAND TOTAL</b>			<b>1,194,747</b>	▲	7.4%	+82,783

\* Compared to same time period as previous year  
 7/11/2024 12:28:24PM

\*\* Case Type Categories are defined in the 2017 Virginia Judicial Workload Assessment  
 Source: SCV-SQL-Information

2024 Overall GRAND TOTAL		Distribution of Caseload			Change*		Percentage (%) of Caseload		
<b>25,960</b>	+1,241 5.0%	<b>Criminal</b>	3,418	13%	7.8% ▲	+247	<b>Criminal</b>	2023 12.8%	2024 13.2%
2024 	↑	<b>Traffic</b>	8,815	34%	17.7% ▲	+1,326	<b>Traffic</b>	30.3%	34.0%
2023 		<b>Civil</b>	13,214	51%	-2.2% ▼	-299	<b>Civil</b>	54.7%	50.9%
		<b>Civil Commitments</b>	513	2%	-6.0% ▼	-33	<b>Civil Commitments</b>	2.2%	2.0%
		<b>GRAND TOTAL</b>	<b>25,960</b>	100%	5.0% ▲	+1,241	<b>GRAND TOTAL</b>	100%	100%

**Dispositions by Division & Code**

Division	Case Type Description	Code	Summary	Change	% Change	Absolute Change
<b>Criminal</b>	Misdemeanor	M	1,728	▲	+12.6%	+194
	Felony	F	1,198	▼	-4.9%	-62
	Capias	CA	384	▲	+47.1%	+123
	Show Cause	SC	87	▼	-1.1%	-1
	Civil Violation	CV	20	▼	-28.6%	-8
	Restricted Operators License	RL	1	▲	-	+1
	<b>Total</b>			<b>3,418</b>	<b>▲</b>	<b>7.8%</b>
<b>Traffic</b>	Infraction	I	5,368	▲	+31.9%	+1,299
	Misdemeanor	M	2,340	▲	+7.9%	+172
	Civil Violation	CV	608	▼	-29.8%	-258
	Capias	CA	254	▲	+46.0%	+80
	Felony	F	94	▼	-18.3%	-21
	Other	O	77	▲	+305.3%	+58
	Show Cause	SC	73	▼	-5.2%	-4
	Restricted Operators License	RL	1	↔	-	-
<b>Total</b>			<b>8,815</b>	<b>▲</b>	<b>17.7%</b>	<b>+1,326</b>
<b>Civil</b>	Warrant in Debt	WD	5,532	▲	+18.4%	+861
	Garnishment	GA	4,024	▼	-11.8%	-540
	Unlawful Detainer	UD	2,102	▼	-6.2%	-138
	Zoning Violation	ZO	258	▼	-46.5%	-224
	Preliminary Protective Order	PP	202	▲	+5.8%	+11
	Protective Order	PO	183	▼	-1.6%	-3
	Other	OT	170	▼	-36.3%	-97
	Show Cause	SC	161	▼	-29.1%	-66
	Admin License	AL	158	▼	-0.6%	-1
	Abstract	AJ	86	▼	-41.9%	-62
	Detinue	DT	75	▲	+5.6%	+4
	Motion for Judgment	MJ	71	▼	-2.7%	-2
	Interrogatory	IN	63	▼	-16.0%	-12
	Bond Forfeiture	BF	60	▼	-31.0%	-27
	Impoundment	IM	29	▼	-12.1%	-4
	Tenants Assertion	TA	14	▲	+133.3%	+8
	Overweight	OC	10	▼	-41.2%	-7
	Counter Claim	CC	7	▲	+40.0%	+2
	Petition-Restore Arms	PR	4	↔	-	-
	Capias	CA	2	▼	-50.0%	-2
	Cross Claim	CR	2	▲	-	+2
Third Party Claim	TH	1	▼	-50.0%	-1	
Mechanic's Lien	ML	0	▼	-100.0%	-1	
<b>Total</b>			<b>13,214</b>	<b>▼</b>	<b>-2.2%</b>	<b>-299</b>
<b>Civil Commitments</b>	Temporary Detention Order	TD	190	▲	+3.8%	+7
	Emergency Custody Order	EC	177	▼	-3.8%	-7
	Mental Commitment	MC	132	▼	-21.9%	-37
	Medical Emergency Temporary Detention Order	MT	7	▲	+250.0%	+5
	Other	OT	6	↔	-	-
	Petition	PT	1	▲	-	+1
	Medical Emergency Custody Order	ME	0	▼	-100.0%	-2
<b>Total</b>			<b>513</b>	<b>▼</b>	<b>-6.0%</b>	<b>-33</b>
<b>GRAND TOTAL</b>			<b>25,960</b>	<b>▲</b>	<b>5.0%</b>	<b>+1,241</b>

\* Compared to same time period as previous year  
 7/11/2024 12:28:24PM

\*\* Case Type Categories are defined in the 2017 Virginia Judicial Workload Assessment  
 Source: SCV-SQL-Information

# CPSS - GCMS CASELOAD STATISTICS OF THE GENERAL DISTRICT COURTS

January 2024 thru June 2024 Dispositions (Compared to January 2023 thru June 2023)

Chesapeake

District: 1 FIPS: 550

## Dispositions by Major Case Category\*\*

Category	Summary	Change	% Change	Absolute Change
Felony	1,292	▼	-6.0%	-83
Garnishment	4,087	▼	-11.9%	-552
General Civil	5,698	▼	+17.9%	+865
Infraction/Civil Violation	6,083	▲	+21.7%	+1,084
Involuntary Civil Commitments	7	▲	+16.7%	+1
Landlord /Tenant	2,116	▲	-5.8%	-130
Misdemeanor	4,328	▲	+3.4%	+143
Other	1,964	▲	-4.6%	-95
Protective Orders	385	▲	+2.1%	+8
<b>GRAND TOTAL</b>	<b>25,960</b>	▲	5.0%	+1,241

\* Compared to same time period as previous year  
7/11/2024 12:28:24PM

\*\* Case Type Categories are defined in the 2017 Virginia Judicial Workload Assessment  
Source: SCV-SQL-Information

2024 Overall GRAND TOTAL		Distribution of Caseload			Change*		Percentage (%) of Caseload		
<b>66,323</b>	+5,676 9.4%	<b>Criminal</b>	7,555	11%	1.8% ▲	+134	<b>Criminal</b>	2023 12.2%	2024 11.4%
2024	↑	<b>Traffic</b>	28,491	43%	17.0% ▲	+4,148	<b>Traffic</b>	40.1%	43.0%
2023		<b>Civil</b>	29,342	44%	5.2% ▲	+1,442	<b>Civil</b>	46.0%	44.2%
		<b>Civil Commitments</b>	935	1%	-4.9% ▼	-48	<b>Civil Commitments</b>	1.6%	1.4%
		<b>GRAND TOTAL</b>	<b>66,323</b>	100%	9.4% ▲	+5,676	<b>GRAND TOTAL</b>	100%	100%

**Dispositions by Division & Code**

Division	Case Type Description	Code	Summary	Change	% Change	Absolute Change
<b>Criminal</b>	Misdemeanor	M	4,486	▼	-0.4%	-20
	Felony	F	2,081	▼	-6.1%	-136
	Capias	CA	518	▲	+39.6%	+147
	Civil Violation	CV	350	▲	+78.6%	+154
	Show Cause	SC	120	▼	-8.4%	-11
	<b>Total</b>			<b>7,555</b>	▲	<b>1.8%</b>
<b>Traffic</b>	Infraction	I	20,083	▲	+18.5%	+3,133
	Misdemeanor	M	7,278	▲	+15.7%	+990
	Capias	CA	610	▲	+17.5%	+91
	Show Cause	SC	237	▲	+28.8%	+53
	Other	O	189	▼	-10.8%	-23
	Civil Violation	CV	90	▼	-51.4%	-95
	Restricted Operators License	RL	4	▼	-20.0%	-1
	<b>Total</b>			<b>28,491</b>	▲	<b>17.0%</b>
<b>Civil</b>	Garnishment	GA	11,036	▲	+10.4%	+1,036
	Warrant in Debt	WD	8,454	▲	+20.2%	+1,422
	Unlawful Detainer	UD	5,199	▼	-12.1%	-717
	Motion for Judgment	MJ	1,137	▼	-2.0%	-23
	Abstract	AJ	595	▼	-4.2%	-26
	Admin License	AL	580	▼	-14.5%	-98
	Show Cause	SC	419	▼	-9.9%	-46
	Other	OT	387	▼	-10.4%	-45
	Preliminary Protective Order	PP	339	▲	+2.4%	+8
	Protective Order	PO	309	▲	+5.1%	+15
	Bond Forfeiture	BF	249	▼	-7.1%	-19
	Interrogatory	IN	247	▲	+12.3%	+27
	Detinue	DT	223	▼	-18.3%	-50
	Impoundment	IM	60	▼	-34.8%	-32
	Tenants Assertion	TA	39	▲	+2.6%	+1
	Counter Claim	CC	27	▼	-27.0%	-10
	Overweight	OC	23	▲	+43.8%	+7
	Capias	CA	8	▼	-33.3%	-4
	Petition-Restore Arms	PR	6	▼	-33.3%	-3
	Third Party Claim	TH	3	▼	-25.0%	-1
	Cross Claim	CR	1	↔		-
Restricted Operators License	RL	1	↔		-	
<b>Total</b>			<b>29,342</b>	▲	<b>5.2%</b>	<b>+1,442</b>
<b>Civil Commitments</b>	Mental Commitment	MC	562	▼	-2.6%	-15
	Temporary Detention Order	TD	254	▼	-15.9%	-48
	Other	OT	77	▲	+63.8%	+30
	Emergency Custody Order	EC	41	▼	-28.1%	-16
	Medical Emergency Temporary Detention Order	MT	1	▲	-	+1
<b>Total</b>			<b>935</b>	▼	<b>-4.9%</b>	<b>-48</b>
<b>GRAND TOTAL</b>			<b>66,323</b>	▲	9.4%	+5,676

\* Compared to same time period as previous year  
 7/11/2024 12:28:24PM

\*\* Case Type Categories are defined in the 2017 Virginia Judicial Workload Assessment  
 Source: SCV-SQL-Information

**Dispositions by Major Case Category\*\***

Category	Summary	Change	% Change	Absolute Change
Felony	2,081	▼	-6.1%	-136
Garnishment	11,283	▲	+10.4%	+1,063
General Civil	9,850	▼	+15.8%	+1,347
Infraction/Civil Violation	20,735	▲	+18.1%	+3,176
Involuntary Civil Commitments	77	▲	+63.8%	+30
Landlord /Tenant	5,238	▼	-12.0%	-716
Misdemeanor	11,769	▼	+9.0%	+969
Other	4,642	▲	-1.7%	-80
Protective Orders	648	▲	+3.7%	+23
<b>GRAND TOTAL</b>	<b>66,323</b>	▲	9.4%	+5,676

\* Compared to same time period as previous year  
 7/11/2024 12:28:24PM

\*\* Case Type Categories are defined in the 2017 Virginia Judicial Workload Assessment  
 Source: SCV-SQL-Information

2024 Overall GRAND TOTAL		Distribution of Caseload			Change*		Percentage (%) of Caseload		
<b>15,801</b>	+1,331 9.2%	<b>Criminal</b>	2,080	13%	-12.8% ▼	-306	<b>Criminal</b>	2023 16.5%	2024 13.2%
2024		<b>Traffic</b>	7,558	48%	35.9% ▲	+1,997	<b>Traffic</b>	38.4%	47.8%
2023		<b>Civil</b>	5,852	37%	-6.0% ▼	-372	<b>Civil</b>	43.0%	37.0%
		<b>Civil Commitments</b>	311	2%	4.0% ▲	+12	<b>Civil Commitments</b>	2.1%	2.0%
		<b>GRAND TOTAL</b>	<b>15,801</b>	100%	9.2% ▲	+1,331	<b>GRAND TOTAL</b>	100%	100%

**Dispositions by Division & Code**

Division	Case Type Description	Code	Summary	Change	% Change	Absolute Change
<b>Criminal</b>	Misdemeanor	M	1,131	▼	-9.2%	-115
	Felony	F	685	▼	-18.6%	-157
	Capias	CA	194	▼	-16.0%	-37
	Show Cause	SC	48	▲	+60.0%	+18
	Civil Violation	CV	22	▼	-40.5%	-15
	<b>Total</b>			<b>2,080</b>	▼	<b>-12.8%</b>
<b>Traffic</b>	Infraction	I	6,425	▲	+38.3%	+1,780
	Misdemeanor	M	841	▲	+16.2%	+117
	Capias	CA	138	▲	+86.5%	+64
	Show Cause	SC	113	▲	+5.6%	+6
	Civil Violation	CV	35	▲	+3,400.0%	+34
	Restricted Operators License	RL	5	▼	-44.4%	-4
	Felony	F	1	↔		-
	<b>Total</b>			<b>7,558</b>	▲	<b>35.9%</b>
<b>Civil</b>	Unlawful Detainer	UD	2,130	▼	-3.2%	-71
	Warrant in Debt	WD	1,932	▲	+34.3%	+493
	Garnishment	GA	1,096	▼	-37.5%	-658
	Other	OT	188	▲	+370.0%	+148
	Preliminary Protective Order	PP	135	▼	-23.7%	-42
	Protective Order	PO	107	▼	-7.8%	-9
	Show Cause	SC	57	▼	-14.9%	-10
	Abstract	AJ	52	▼	-40.9%	-36
	Interrogatory	IN	43	▲	+7.5%	+3
	Detinue	DT	40	▲	+263.6%	+29
	Motion for Judgment	MJ	36	▼	-85.1%	-205
	Counter Claim	CC	13	▲	+44.4%	+4
	Admin License	AL	6	▼	-64.7%	-11
	Bond Forfeiture	BF	5	↔		-
	Tenants Assertion	TA	5	▼	-37.5%	-3
	Capias	CA	4	▼	-42.9%	-3
	Petition-Restore Arms	PR	2	▼	-33.3%	-1
	Third Party Claim	TH	1	▲	-	+1
	Impoundment	IM	0	▼	-100.0%	-1
<b>Total</b>			<b>5,852</b>	▼	<b>-6.0%</b>	<b>-372</b>
<b>Civil Commitments</b>	Emergency Custody Order	EC	169	▼	-10.1%	-19
	Mental Commitment	MC	123	▲	+29.5%	+28
	Other	OT	19	▲	+26.7%	+4
	Temporary Detention Order	TD	0	▼	-100.0%	-1
<b>Total</b>			<b>311</b>	▲	<b>4.0%</b>	<b>+12</b>
<b>GRAND TOTAL</b>			<b>15,801</b>	▲	9.2%	+1,331

**Dispositions by Major Case Category\*\***

Category	Summary	Change	% Change	Absolute Change
Felony	686	▼	-18.6%	-157
Garnishment	1,139	▼	-36.5%	-655
General Civil	2,014	▲	+18.7%	+317
Infraction/Civil Violation	6,482	▲	+38.4%	+1,799
Involuntary Civil Commitments	19	▲	+26.7%	+4

\* Compared to same time period as previous year  
 7/11/2024 12:28:24PM

\*\* Case Type Categories are defined in the 2017 Virginia Judicial Workload Assessment  
 Source: SCV-SQL-Information

**CPSS - GCMS CASELOAD STATISTICS OF THE GENERAL DISTRICT COURTS**  
 January 2024 thru June 2024 Dispositions (Compared to January 2023 thru June 2023)

Landlord /Tenant	2,135	▼	-3.3%	-74
Misdemeanor	1,977	▼	-0.1%	-2
Other	1,107	▲	+15.7%	+150
Protective Orders	242	▼	-17.4%	-51
<b>GRAND TOTAL</b>	<b>15,801</b>	▲	9.2%	+1,331

\* Compared to same time period as previous year  
 7/11/2024 12:28:24PM

\*\* Case Type Categories are defined in the 2017 Virginia Judicial Workload Assessment  
 Source: SCV-SQL-Information



2024 Overall GRAND TOTAL		Distribution of Caseload			Change*		Percentage (%) of Caseload		
<b>47,240</b>	+6,256 15.3%	<b>Criminal</b>	5,276	11%	7.0% ▲	+343	<b>Criminal</b>	2023: 12.0%	2024: 11.2%
2024	↑	<b>Traffic</b>	21,952	46%	85.9% ▲	+10,143	<b>Traffic</b>	28.8%	46.5%
2023		<b>Civil</b>	19,637	42%	-17.7% ▼	-4,226	<b>Civil</b>	58.2%	41.6%
		<b>Civil Commitments</b>	375	1%	-1.1% ▼	-4	<b>Civil Commitments</b>	0.9%	0.8%
		<b>GRAND TOTAL</b>	<b>47,240</b>	100%	15.3% ▲	+6,256	<b>GRAND TOTAL</b>	100%	100%

**Dispositions by Division & Code**

Division	Case Type Description	Code	Summary	Change	% Change	Absolute Change
<b>Criminal</b>	Misdemeanor	M	3,460	▲	+8.0%	+255
	Felony	F	1,483	▼	+9.2%	+125
	Show Cause	SC	146	▼	-24.0%	-46
	Capias	CA	127	▼	+7.6%	+9
	Civil Violation	CV	60	↔		-
	<b>Total</b>		<b>5,276</b>	<b>▲</b>	<b>7.0%</b>	<b>+343</b>
<b>Traffic</b>	Infraction	I	19,163	▲	+99.3%	+9,548
	Misdemeanor	M	2,532	▲	+34.7%	+652
	Other	O	96	▼	-45.1%	-79
	Show Cause	SC	74	▲	+15.6%	+10
	Felony	F	57	▲	+46.2%	+18
	Restricted Operators License	RL	21	▼	-8.7%	-2
	Capias	CA	9	▼	-30.8%	-4
	<b>Total</b>		<b>21,952</b>	<b>▲</b>	<b>85.9%</b>	<b>+10,143</b>
<b>Civil</b>	Garnishment	GA	6,814	▼	-36.2%	-3,864
	Warrant in Debt	WD	4,933	▼	+3.9%	+185
	Unlawful Detainer	UD	4,834	▼	-5.4%	-274
	Other	OT	846	▼	-7.0%	-64
	Preliminary Protective Order	PP	510	▲	+8.3%	+39
	Protective Order	PO	437	▲	+25.6%	+89
	Abstract	AJ	317	▼	-38.1%	-195
	Show Cause	SC	269	▼	-44.2%	-213
	Bond Forfeiture	BF	129	▼	-13.4%	-20
	Detinue	DT	123	▲	+6.0%	+7
	Interrogatory	IN	122	▼	+47.0%	+39
	Admin License	AL	114	▲	+25.3%	+23
	Motion for Judgment	MJ	111	▲	+19.4%	+18
	Tenants Assertion	TA	41	▼	-2.4%	-1
	Counter Claim	CC	20	↔		-
	Impoundment	IM	11	▲	+266.7%	+8
	Third Party Claim	TH	5	▲	+400.0%	+4
	Capias	CA	1	▼	-75.0%	-3
	Detinue Seizure	DZ	0	▼	-100.0%	-1
	Overweight	OC	0	▼	-100.0%	-2
Petition-Restore Arms	PR	0	▼	-100.0%	-1	
	<b>Total</b>		<b>19,637</b>	<b>▼</b>	<b>-17.7%</b>	<b>-4,226</b>
<b>Civil Commitments</b>	Emergency Custody Order	EC	148	▲	+43.7%	+45
	Mental Commitment	MC	140	▼	-19.1%	-33
	Temporary Detention Order	TD	43	▲	+152.9%	+26
	Other	OT	22	▼	-33.3%	-11
	Petition	PT	21	▼	-55.3%	-26
	Medical Emergency Custody Order	ME	1	▲	-	+1
Medical Emergency Temporary Detention Order	MT	0	▼	-100.0%	-6	
	<b>Total</b>		<b>375</b>	<b>▼</b>	<b>-1.1%</b>	<b>-4</b>
<b>GRAND TOTAL</b>			<b>47,240</b>	<b>▲</b>	<b>15.3%</b>	<b>+6,256</b>

\* Compared to same time period as previous year  
 7/11/2024 12:28:24PM

\*\* Case Type Categories are defined in the 2017 Virginia Judicial Workload Assessment  
 Source: SCV-SQL-Information

**CPSS - GCMS CASELOAD STATISTICS OF THE GENERAL DISTRICT COURTS**  
 January 2024 thru June 2024 Dispositions (Compared to January 2023 thru June 2023)

**Dispositions by Major Case Category\*\***

Category	Summary	Change	% Change	Absolute Change
Felony	1,540	▼	+10.2%	+143
Garnishment	6,936	▼	-35.5%	-3,825
General Civil	5,262	▼	+4.1%	+205
Infraction/Civil Violation	19,319	▼	+96.1%	+9,467
Involuntary Civil Commitments	43	▼	-46.3%	-37
Landlord /Tenant	4,875	▼	-5.3%	-275
Misdemeanor	6,013	▲	+17.7%	+905
Other	2,305	▲	-16.5%	-455
Protective Orders	947	▲	+15.6%	+128
<b>GRAND TOTAL</b>	<b>47,240</b>	▲	15.3%	+6,256

\* Compared to same time period as previous year  
 7/11/2024 12:28:24PM

\*\* Case Type Categories are defined in the 2017 Virginia Judicial Workload Assessment  
 Source: SCV-SQL-Information

2024 Overall GRAND TOTAL		Distribution of Caseload			Change*		Percentage (%) of Caseload		
<b>2,207</b>	+632 40.1%	<b>Criminal</b>	409	19%	16.5% ▲	+58	<b>Criminal</b>	2023 22.3%	2024 18.5%
2024	↑	<b>Traffic</b>	1,301	59%	84.0% ▲	+594	<b>Traffic</b>	44.9%	58.9%
2023		<b>Civil</b>	461	21%	-6.9% ▼	-34	<b>Civil</b>	31.4%	20.9%
		<b>Civil Commitments</b>	36	2%	63.6% ▲	+14	<b>Civil Commitments</b>	1.4%	1.6%
		<b>GRAND TOTAL</b>	<b>2,207</b>	100%	40.1% ▲	+632	<b>GRAND TOTAL</b>	100%	100%

**Dispositions by Division & Code**

Division	Case Type Description	Code	Summary	Change	% Change	Absolute Change
<b>Criminal</b>	Misdemeanor	M	221	▲	+5.7%	+12
	Capias	CA	85	▲	+57.4%	+31
	Felony	F	77	▲	+30.5%	+18
	Show Cause	SC	18	▼	-21.7%	-5
	Civil Violation	CV	8	▲	+33.3%	+2
	<b>Total</b>			<b>409</b>	<b>▲</b>	<b>16.5%</b>
<b>Traffic</b>	Infraction	I	1,011	▲	+105.1%	+518
	Misdemeanor	M	277	▲	+31.3%	+66
	Capias	CA	9	▲	+350.0%	+7
	Civil Violation	CV	4	▲	-	+4
	Show Cause	SC	0	▼	-100.0%	-1
	<b>Total</b>			<b>1,301</b>	<b>▲</b>	<b>84.0%</b>
<b>Civil</b>	Garnishment	GA	136	▼	-15.5%	-25
	Unlawful Detainer	UD	127	▲	+39.6%	+36
	Warrant in Debt	WD	83	▼	-13.5%	-13
	Other	OT	46	▼	-31.3%	-21
	Detinue	DT	24	▼	-29.4%	-10
	Preliminary Protective Order	PP	15	▼	-6.3%	-1
	Motion for Judgment	MJ	12	▲	-	+12
	Admin License	AL	6	▼	-14.3%	-1
	Protective Order	PO	5	▼	-37.5%	-3
	Show Cause	SC	3	▼	-57.1%	-4
	Abstract	AJ	2	▼	-33.3%	-1
	Bond Forfeiture	BF	2	▼	-33.3%	-1
	Interrogatory	IN	0	▼	-100.0%	-2
	<b>Total</b>			<b>461</b>	<b>▼</b>	<b>-6.9%</b>
<b>Civil Commitments</b>	Emergency Custody Order	EC	18	▲	+80.0%	+8
	Temporary Detention Order	TD	18	▲	+157.1%	+11
	Mental Commitment	MC	0	▼	-100.0%	-5
	<b>Total</b>			<b>36</b>	<b>▲</b>	<b>63.6%</b>
<b>GRAND TOTAL</b>			<b>2,207</b>	<b>▲</b>	<b>40.1%</b>	<b>+632</b>

**Dispositions by Major Case Category\*\***

Category	Summary	Change	% Change	Absolute Change
Felony	77	▲	+30.5%	+18
Garnishment	136	▼	-16.6%	-27
General Civil	119	▲	-8.5%	-11
Infraction/Civil Violation	1,023	▲	+105.0%	+524
Landlord /Tenant	127	▲	+39.6%	+36
Misdemeanor	498	▲	+18.6%	+78
Other	207	▲	+9.5%	+18
Protective Orders	20	▼	-16.7%	-4
<b>GRAND TOTAL</b>	<b>2,207</b>	<b>▲</b>	<b>40.1%</b>	<b>+632</b>

\* Compared to same time period as previous year  
 7/11/2024 12:28:24PM

\*\* Case Type Categories are defined in the 2017 Virginia Judicial Workload Assessment  
 Source: SCV-SQL-Information

2024 Overall GRAND TOTAL		Distribution of Caseload			Change*		Percentage (%) of Caseload		
<b>5,394</b>	+670 14.2%	<b>Criminal</b>	531	10%	29.5% ▲	+121	<b>Criminal</b>	2023 8.7%	2024 9.8%
2024		<b>Traffic</b>	3,647	68%	11.0% ▲	+362	<b>Traffic</b>	69.5%	67.6%
2023		<b>Civil</b>	1,176	22%	16.6% ▲	+167	<b>Civil</b>	21.4%	21.8%
		<b>Civil Commitments</b>	40	1%	100.0% ▲	+20	<b>Civil Commitments</b>	0.4%	0.7%
		<b>GRAND TOTAL</b>	<b>5,394</b>	100%	14.2% ▲	+670	<b>GRAND TOTAL</b>	100%	100%

**Dispositions by Division & Code**

Division	Case Type Description	Code	Summary	Change	% Change	Absolute Change
<b>Criminal</b>	Misdemeanor	M	303	▲	+22.7%	+56
	Felony	F	164	▲	+51.9%	+56
	Capias	CA	35	▲	+75.0%	+15
	Show Cause	SC	19	▼	-5.0%	-1
	Civil Violation	CV	10	▼	-33.3%	-5
	<b>Total</b>			<b>531</b>	<b>▲</b>	<b>29.5%</b>
<b>Traffic</b>	Infraction	I	2,636	▲	+4.9%	+123
	Misdemeanor	M	841	▲	+32.4%	+206
	Capias	CA	139	▲	+23.0%	+26
	Show Cause	SC	22	▲	+15.8%	+3
	Felony	F	9	▲	+800.0%	+8
	Civil Violation	CV	0	▼	-100.0%	-4
	<b>Total</b>			<b>3,647</b>	<b>▲</b>	<b>11.0%</b>
<b>Civil</b>	Warrant in Debt	WD	449	▲	+43.0%	+135
	Unlawful Detainer	UD	306	▼	-5.3%	-17
	Garnishment	GA	295	▲	+10.1%	+27
	Admin License	AL	25	▼	-16.7%	-5
	Other	OT	25	▲	+8.7%	+2
	Preliminary Protective Order	PP	16	▲	+433.3%	+13
	Protective Order	PO	14	▲	+100.0%	+7
	Detinue	DT	11	▲	+120.0%	+6
	Abstract	AJ	8	▼	-11.1%	-1
	Impoundment	IM	8	↔		-
	Show Cause	SC	7	▲	+40.0%	+2
	Interrogatory	IN	5	▼	-50.0%	-5
	Motion for Judgment	MJ	5	▲	+400.0%	+4
	Interrogatory-Not	IC	1	▲	-	+1
	Overweight	OC	1	↔		-
	Capias	CA	0	▼	-100.0%	-1
	Tenants Assertion	TA	0	▼	-100.0%	-1
	<b>Total</b>			<b>1,176</b>	<b>▲</b>	<b>16.6%</b>
<b>Civil Commitments</b>	Temporary Detention Order	TD	30	▲	+87.5%	+14
	Emergency Custody Order	EC	10	▲	+150.0%	+6
	<b>Total</b>		<b>40</b>	<b>▲</b>	<b>100.0%</b>	<b>+20</b>
<b>GRAND TOTAL</b>			<b>5,394</b>	<b>▲</b>	<b>14.2%</b>	<b>+670</b>

**Dispositions by Major Case Category\*\***

Category	Summary	Change	% Change	Absolute Change
Felony	173	▲	+58.7%	+64
Garnishment	300	▼	+7.9%	+22
General Civil	469	▲	+45.2%	+146
Infraction/Civil Violation	2,647	▼	+4.5%	+114
Landlord /Tenant	306	▼	-5.6%	-18
Misdemeanor	1,144	▲	+29.7%	+262
Other	325	▲	+22.6%	+60
Protective Orders	30	▲	+200.0%	+20
<b>GRAND TOTAL</b>	<b>5,394</b>	<b>▲</b>	<b>14.2%</b>	<b>+670</b>

\* Compared to same time period as previous year  
 7/11/2024 12:28:24PM

\*\* Case Type Categories are defined in the 2017 Virginia Judicial Workload Assessment  
 Source: SCV-SQL-Information



2024 Overall GRAND TOTAL		Distribution of Caseload			Change*		Percentage (%) of Caseload		
<b>5,701</b>	-724 -11.3%	<b>Criminal</b>	232	4%	-32.9% ▼	-114	<b>Criminal</b>	2023 5.4%	2024 4.1%
2024		<b>Traffic</b>	4,975	87%	-11.3% ▼	-632	<b>Traffic</b>	87.3%	87.3%
2023		<b>Civil</b>	485	9%	7.5% ▲	+34	<b>Civil</b>	7.0%	8.5%
		<b>Civil Commitments</b>	9	0%	-57.1% ▼	-12	<b>Civil Commitments</b>	0.3%	0.2%
		<b>GRAND TOTAL</b>	<b>5,701</b>	100%	-11.3% ▼	-724	<b>GRAND TOTAL</b>	100%	100%

**Dispositions by Division & Code**

Division	Case Type Description	Code	Summary	Change	% Change	Absolute Change
<b>Criminal</b>	Misdemeanor	M	146	▼	-28.4%	-58
	Felony	F	57	▼	-38.0%	-35
	Capias	CA	12	▼	-55.6%	-15
	Show Cause	SC	9	▼	-43.8%	-7
	Civil Violation	CV	8	▲	+14.3%	+1
	<b>Total</b>			<b>232</b>	▼	<b>-32.9%</b>
<b>Traffic</b>	Infraction	I	4,130	▼	-13.7%	-653
	Misdemeanor	M	686	▲	+2.8%	+19
	Capias	CA	137	▲	+19.1%	+22
	Show Cause	SC	18	▼	-40.0%	-12
	Felony	F	4	▲	+33.3%	+1
	Civil Violation	CV	0	▼	-100.0%	-7
	Restricted Operators License	RL	0	▼	-100.0%	-2
	<b>Total</b>			<b>4,975</b>	▼	<b>-11.3%</b>
<b>Civil</b>	Warrant in Debt	WD	166	▲	+25.8%	+34
	Garnishment	GA	151	▲	+4.1%	+6
	Unlawful Detainer	UD	91	▲	+23.0%	+17
	Other	OT	36	↔		-
	Admin License	AL	9	▲	+80.0%	+4
	Protective Order	PO	9	▼	-43.8%	-7
	Preliminary Protective Order	PP	8	▼	-57.9%	-11
	Detinue	DT	4	▼	-20.0%	-1
	Bond Forfeiture	BF	2	↔		-
	Interrogatory	IN	2	▼	-60.0%	-3
	Overweight	OC	2	▲	-	+2
	Show Cause	SC	2	▲	+100.0%	+1
	Impoundment	IM	1	▼	-50.0%	-1
	Motion for Judgment	MJ	1	▼	-66.7%	-2
	Petition-Restore Arms	PR	1	▲	-	+1
	Abstract	AJ	0	▼	-100.0%	-6
<b>Total</b>			<b>485</b>	▲	<b>7.5%</b>	<b>+34</b>
<b>Civil Commitments</b>	Temporary Detention Order	TD	7	▼	-46.2%	-6
	Emergency Custody Order	EC	2	▼	-75.0%	-6
	<b>Total</b>			<b>9</b>	▼	<b>-57.1%</b>
<b>GRAND TOTAL</b>			<b>5,701</b>	▼	-11.3%	-724

**Dispositions by Major Case Category\*\***


Category	Summary	Change	% Change	Absolute Change
Felony	61	▼	-35.8%	-34
Garnishment	153	▼	+2.0%	+3
General Civil	173	▲	+22.7%	+32
Infraction/Civil Violation	4,140	▲	-13.7%	-657
Landlord /Tenant	91	▲	+23.0%	+17
Misdemeanor	832	▼	-4.7%	-41
Other	234	▼	-10.0%	-26
Protective Orders	17	▼	-51.4%	-18
<b>GRAND TOTAL</b>	<b>5,701</b>	▼	-11.3%	-724

\* Compared to same time period as previous year  
 7/11/2024 12:28:24PM

\*\* Case Type Categories are defined in the 2017 Virginia Judicial Workload Assessment  
 Source: SCV-SQL-Information



**CPSS - GCMS CASELOAD STATISTICS OF THE GENERAL DISTRICT COURTS**  
 January 2024 thru June 2024 Dispositions (Compared to January 2023 thru June 2023)

2024 Overall GRAND TOTAL		Distribution of Caseload			Change*		Percentage (%) of Caseload		
<b>10,575</b>	-69 -0.6%	<b>Criminal</b>	1,783	17%	-9.1% ▼	-178	<b>Criminal</b>	2023 18.4%	2024 16.9%
		<b>Traffic</b>	3,655	35%	-9.4% ▼	-380	<b>Traffic</b>	37.9%	34.6%
		<b>Civil</b>	4,857	46%	10.9% ▲	+476	<b>Civil</b>	41.2%	45.9%
		<b>Civil Commitments</b>	280	3%	4.9% ▲	+13	<b>Civil Commitments</b>	2.5%	2.6%
		<b>GRAND TOTAL</b>	<b>10,575</b>	100%	-0.6% ▼	-69	<b>GRAND TOTAL</b>	100%	100%

**Dispositions by Division & Code**

Division	Case Type Description	Code	Summary	Change	% Change	Absolute Change
<b>Criminal</b>	Misdemeanor	M	1,077	▼	-8.7%	-103
	Felony	F	499	▼	-12.5%	-71
	Capias	CA	124	↔		-
	Show Cause	SC	52	▼	-11.9%	-7
	Civil Violation	CV	31	▲	+10.7%	+3
	<b>Total</b>			<b>1,783</b>	▼	<b>-9.1%</b>
<b>Traffic</b>	Infraction	I	1,825	▼	-30.5%	-800
	Misdemeanor	M	977	▼	-16.5%	-193
	Civil Violation	CV	673	▲	+4,386.7%	+658
	Capias	CA	136	▼	-15.5%	-25
	Show Cause	SC	39	▼	-35.0%	-21
	Felony	F	5	▲	+25.0%	+1
	<b>Total</b>			<b>3,655</b>	▼	<b>-9.4%</b>
<b>Civil</b>	Warrant in Debt	WD	1,822	▲	+17.9%	+277
	Garnishment	GA	1,493	▲	+15.4%	+199
	Unlawful Detainer	UD	827	▲	+18.3%	+128
	Other	OT	143	▼	-19.7%	-35
	Preliminary Protective Order	PP	79	▼	-9.2%	-8
	Zoning Violation	ZO	69	↔		-
	Detinue	DT	64	▼	-45.8%	-54
	Abstract	AJ	60	▼	-44.4%	-48
	Show Cause	SC	58	▼	-14.7%	-10
	Protective Order	PO	55	▲	+1.9%	+1
	Admin License	AL	54	▲	+12.5%	+6
	Overweight	OC	50	▲	+42.9%	+15
	Motor Carrier	MC	27	▲	+12.5%	+3
	Motion for Judgment	MJ	25	▲	+150.0%	+15
	Interrogatory	IN	21	▼	-32.3%	-10
	Tenants Assertion	TA	9	▲	+800.0%	+8
	Counter Claim	CC	1	▼	-80.0%	-4
	Bond Forfeiture	BF	0	▼	-100.0%	-1
	Capias	CA	0	▼	-100.0%	-4
	Petition-Restore Arms	PR	0	▼	-100.0%	-2
<b>Total</b>			<b>4,857</b>	▲	<b>10.9%</b>	<b>+476</b>
<b>Civil Commitments</b>	Temporary Detention Order	TD	111	▼	-7.5%	-9
	Emergency Custody Order	EC	86	▲	+17.8%	+13
	Mental Commitment	MC	79	▲	+12.9%	+9
	Medical Emergency Temporary Detention Order	MT	4	▲	+100.0%	+2
	Medical Emergency Custody Order	ME	0	▼	-100.0%	-2
	<b>Total</b>			<b>280</b>	▲	<b>4.9%</b>
<b>GRAND TOTAL</b>			<b>10,575</b>	▼	-0.6%	-69

**Dispositions by Major Case Category\*\***

Category	Summary	Change	% Change	Absolute Change
Felony	504	▲	-12.2%	-70
Garnishment	1,514	▼	+14.3%	+189
General Civil	1,917	▼	+12.7%	+216
Infraction/Civil Violation	2,606	▲	-4.4%	-121

\* Compared to same time period as previous year  
 7/11/2024 12:28:24PM

\*\* Case Type Categories are defined in the 2017 Virginia Judicial Workload Assessment  
 Source: SCV-SQL-Information





**CPSS - GCMS CASELOAD STATISTICS OF THE GENERAL DISTRICT COURTS**

January 2024 thru June 2024 Dispositions (Compared to January 2023 thru June 2023)

Landlord /Tenant	836	▲	+19.4%	+136
Misdemeanor	2,123	▼	-12.2%	-296
Other	941	▼	-11.0%	-116
Protective Orders	134	▼	-5.0%	-7
<b>GRAND TOTAL</b>	<b>10,575</b>	▼	-0.6%	-69

\* Compared to same time period as previous year  
7/11/2024 12:28:24PM

\*\* Case Type Categories are defined in the 2017 Virginia Judicial Workload Assessment  
Source: SCV-SQL-Information

2024 Overall GRAND TOTAL		Distribution of Caseload			Change*		Percentage (%) of Caseload		
<b>14,339</b>	+2,137 17.5%	<b>Criminal</b>	268	2%	18.6% ▲	+42	<b>Criminal</b>	2023 1.9%	2024 1.9%
2024 	↑	<b>Traffic</b>	13,607	95%	17.7% ▲	+2,048	<b>Traffic</b>	94.7%	94.9%
2023 		<b>Civil</b>	443	3%	10.2% ▲	+41	<b>Civil</b>	3.3%	3.1%
		<b>Civil Commitments</b>	21	0%	40.0% ▲	+6	<b>Civil Commitments</b>	0.1%	0.1%
		<b>GRAND TOTAL</b>	<b>14,339</b>	100%	17.5% ▲	+2,137	<b>GRAND TOTAL</b>	100%	100%

**Dispositions by Division & Code**

Division	Case Type Description	Code	Summary	Change	% Change	Absolute Change
<b>Criminal</b>	Misdemeanor	M	191	▲	+24.8%	+38
	Felony	F	49	▲	+8.9%	+4
	Show Cause	SC	12	▲	+20.0%	+2
	Capias	CA	11	↔	-	-
	Civil Violation	CV	5	▼	-28.6%	-2
	<b>Total</b>			<b>268</b>	<b>▲</b>	<b>18.6%</b>
<b>Traffic</b>	Infraction	I	10,885	▲	+19.5%	+1,779
	Misdemeanor	M	2,694	▲	+10.4%	+253
	Felony	F	14	▲	-	+14
	Capias	CA	9	▼	-10.0%	-1
	Restricted Operators License	RL	3	▲	-	+3
	Civil Violation	CV	2	▲	-	+2
	Show Cause	SC	0	▼	-100.0%	-2
	<b>Total</b>			<b>13,607</b>	<b>▲</b>	<b>17.7%</b>
<b>Civil</b>	Warrant in Debt	WD	165	▲	+10.0%	+15
	Garnishment	GA	148	▲	+8.0%	+11
	Unlawful Detainer	UD	77	▲	+67.4%	+31
	Admin License	AL	12	▲	+71.4%	+5
	Overweight	OC	9	▼	-25.0%	-3
	Motor Carrier	MC	8	▲	+100.0%	+4
	Other	OT	8	▼	-46.7%	-7
	Preliminary Protective Order	PP	5	▼	-16.7%	-1
	Impoundment	IM	3	▲	+200.0%	+2
	Bond Forfeiture	BF	2	▼	-80.0%	-8
	Motion for Judgment	MJ	2	↔	-	-
	Detinue	DT	1	▼	-66.7%	-2
	Protective Order	PO	1	▼	-75.0%	-3
	Show Cause	SC	1	▲	-	+1
	Tenants Assertion	TA	1	↔	-	-
	Abstract	AJ	0	▼	-100.0%	-2
	Interrogatory	IN	0	▼	-100.0%	-1
	Petition-Restore Arms	PR	0	▼	-100.0%	-1
<b>Total</b>			<b>443</b>	<b>▲</b>	<b>10.2%</b>	<b>+41</b>
<b>Civil Commitments</b>	Temporary Detention Order	TD	13	▲	+18.2%	+2
	Emergency Custody Order	EC	7	▲	+133.3%	+4
	Mental Commitment	MC	1	↔	-	-
<b>Total</b>			<b>21</b>	<b>▲</b>	<b>40.0%</b>	<b>+6</b>
<b>GRAND TOTAL</b>			<b>14,339</b>	<b>▲</b>	<b>17.5%</b>	<b>+2,137</b>

**Dispositions by Major Case Category\*\***

Category	Summary	Change	% Change	Absolute Change
Felony	63	▲	+40.0%	+18
Garnishment	148	▼	+7.2%	+10
General Civil	170	▼	+6.9%	+11
Infraction/Civil Violation	10,909	▲	+19.5%	+1,780
Landlord /Tenant	78	▲	+66.0%	+31
Misdemeanor	2,888	▲	+11.3%	+294
Other	77	▲	-3.8%	-3

\* Compared to same time period as previous year  
 7/11/2024 12:28:24PM

\*\* Case Type Categories are defined in the 2017 Virginia Judicial Workload Assessment  
 Source: SCV-SQL-Information

**CPSS - GCMS CASELOAD STATISTICS OF THE GENERAL DISTRICT COURTS**  
January 2024 thru June 2024 Dispositions (Compared to January 2023 thru June 2023)

**Brunswick**


District: 6 FIPS: 025

Protective Orders	6	▼	-40.0%	-4
<b>GRAND TOTAL</b>	<b>14,339</b>	▲	17.5%	+2,137

\* Compared to same time period as previous year  
7/11/2024 12:28:24PM

\*\* Case Type Categories are defined in the 2017 Virginia Judicial Workload Assessment  
Source: SCV-SQL-Information

**CPSS - GCMS CASELOAD STATISTICS OF THE GENERAL DISTRICT COURTS**  
 January 2024 thru June 2024 Dispositions (Compared to January 2023 thru June 2023)

2024 Overall GRAND TOTAL		Distribution of Caseload			Change*		Percentage (%) of Caseload		
<b>4,335</b>	-181 -4.0%	<b>Criminal</b>	302	7%	31.3% ▲	+72	<b>Criminal</b>	2023 5.1%	2024 7.0%
		<b>Traffic</b>	3,336	77%	-9.9% ▼	-366	<b>Traffic</b>	82.0%	77.0%
		<b>Civil</b>	686	16%	20.6% ▲	+117	<b>Civil</b>	12.6%	15.8%
		<b>Civil Commitments</b>	11	0%	-26.7% ▼	-4	<b>Civil Commitments</b>	0.3%	0.3%
		<b>GRAND TOTAL</b>	<b>4,335</b>	100%	-4.0% ▼	-181	<b>GRAND TOTAL</b>	100%	100%

**Dispositions by Division & Code**

Division	Case Type Description	Code	Summary	Change	% Change	Absolute Change
<b>Criminal</b>	Misdemeanor	M	156	▲	+27.9%	+34
	Felony	F	58	▲	+7.4%	+4
	Capias	CA	51	▲	+34.2%	+13
	Show Cause	SC	31	▲	+181.8%	+20
	Civil Violation	CV	6	▲	+20.0%	+1
	<b>Total</b>			<b>302</b>	▲	<b>31.3%</b>
<b>Traffic</b>	Infraction	I	2,753	▼	-10.8%	-335
	Misdemeanor	M	568	▼	-5.8%	-35
	Capias	CA	11	▲	+83.3%	+5
	Show Cause	SC	3	▲	+50.0%	+1
	Felony	F	1	▼	-50.0%	-1
	Other	O	0	▼	-100.0%	-1
	<b>Total</b>			<b>3,336</b>	▼	<b>-9.9%</b>
<b>Civil</b>	Interrogatory	IN	210	▲	+15.4%	+28
	Warrant in Debt	WD	188	▲	+21.3%	+33
	Garnishment	GA	125	▲	+28.9%	+28
	Detinue	DT	96	▲	+88.2%	+45
	Unlawful Detainer	UD	39	▼	-32.8%	-19
	Other	OT	8	▲	-11.1%	-1
	Preliminary Protective Order	PP	7	▲	+133.3%	+4
	Bond Forfeiture	BF	3	▲	+200.0%	+2
	Protective Order	PO	3	▲	-	+3
	Show Cause	SC	3	▼	-62.5%	-5
	Admin License	AL	2	▼	-33.3%	-1
	Motion for Judgment	MJ	1	▲	-	+1
	Tenants Assertion	TA	1	▲	-	+1
	Impoundment	IM	0	▼	-100.0%	-2
	<b>Total</b>			<b>686</b>	▲	<b>20.6%</b>
<b>Civil Commitments</b>	Temporary Detention Order	TD	8	▼	-27.3%	-3
	Emergency Custody Order	EC	3	↔	-	-
	Mental Commitment	MC	0	▼	-100.0%	-1
<b>Total</b>			<b>11</b>	▼	<b>-26.7%</b>	<b>-4</b>
<b>GRAND TOTAL</b>			<b>4,335</b>	▼	-4.0%	-181

**Dispositions by Major Case Category\*\***

Category	Summary	Change	% Change	Absolute Change
Felony	59	▼	+5.4%	+3
Garnishment	335	▲	+20.1%	+56
General Civil	288	▲	+39.8%	+82
Infraction/Civil Violation	2,759	▼	-10.8%	-335
Landlord /Tenant	40	▲	-31.0%	-18
Misdemeanor	724	▲	-0.1%	-1
Other	120	▲	+26.3%	+25
Protective Orders	10	▲	+233.3%	+7
<b>GRAND TOTAL</b>	<b>4,335</b>	▼	-4.0%	-181

\* Compared to same time period as previous year  
 7/11/2024 12:28:24PM

\*\* Case Type Categories are defined in the 2017 Virginia Judicial Workload Assessment  
 Source: SCV-SQL-Information

2024 Overall GRAND TOTAL		Distribution of Caseload			Change*		Percentage (%) of Caseload		
<b>8,085</b>	+63 0.8%	<b>Criminal</b>	176	2%	-6.9% ▼	-13	<b>Criminal</b>	2023 2.4%	2024 2.2%
2024		<b>Traffic</b>	7,239	90%	1.4% ▲	+97	<b>Traffic</b>	89.0%	89.5%
2023		<b>Civil</b>	613	8%	-6.3% ▼	-41	<b>Civil</b>	8.2%	7.6%
		<b>Civil Commitments</b>	57	1%	54.1% ▲	+20	<b>Civil Commitments</b>	0.5%	0.7%
		<b>GRAND TOTAL</b>	<b>8,085</b>	100%	0.8% ▲	+63	<b>GRAND TOTAL</b>	100%	100%

Dispositions by Division & Code



Division	Case Type Description	Code	Summary	Change	% Change	Absolute Change
<b>Criminal</b>	Misdemeanor	M	76	▲	+8.6%	+6
	Felony	F	64	▼	-13.5%	-10
	Capias	CA	19	▼	-32.1%	-9
	Show Cause	SC	11	▼	-26.7%	-4
	Civil Violation	CV	6	▲	+200.0%	+4
	<b>Total</b>			<b>176</b>	▼	<b>-6.9%</b>
<b>Traffic</b>	Infraction	I	4,737	▲	+2.5%	+115
	Misdemeanor	M	2,465	▼	-1.5%	-38
	Capias	CA	29	▲	+123.1%	+16
	Felony	F	5	▲	+25.0%	+1
	Show Cause	SC	3	▲	-	+3
	<b>Total</b>			<b>7,239</b>	▲	<b>1.4%</b>
<b>Civil</b>	Interrogatory	IN	337	▼	-4.5%	-16
	Warrant in Debt	WD	126	▲	+7.7%	+9
	Garnishment	GA	82	▼	-21.2%	-22
	Unlawful Detainer	UD	35	▼	-23.9%	-11
	Other	OT	9	▼	-30.8%	-4
	Preliminary Protective Order	PP	8	▲	+14.3%	+1
	Show Cause	SC	6	▼	-14.3%	-1
	Protective Order	PO	4	▲	+300.0%	+3
	Detinue	DT	3	▲	+200.0%	+2
	Bond Forfeiture	BF	2	▲	+100.0%	+1
	Admin License	AL	1	▼	-50.0%	-1
	Motion for Judgment	MJ	0	▼	-100.0%	-1
	Overweight	OC	0	▼	-100.0%	-1
	<b>Total</b>			<b>613</b>	▼	<b>-6.3%</b>
<b>Civil Commitments</b>	Temporary Detention Order	TD	20	▲	+42.9%	+6
	Mental Commitment	MC	19	▲	+11.8%	+2
	Emergency Custody Order	EC	18	▲	+200.0%	+12
	<b>Total</b>			<b>57</b>	▲	<b>54.1%</b>
<b>GRAND TOTAL</b>			<b>8,085</b>	▲	0.8%	+63

Dispositions by Major Case Category\*\*

Category	Summary	Change	% Change	Absolute Change
Felony	69	▲	-11.5%	-9
Garnishment	419	▼	-8.3%	-38
General Civil	129	▲	+8.4%	+10
Infraction/Civil Violation	4,743	▲	+2.6%	+118
Landlord /Tenant	35	▼	-23.9%	-11
Misdemeanor	2,541	▲	-1.2%	-32
Other	137	▲	+18.1%	+21
Protective Orders	12	▲	+50.0%	+4
<b>GRAND TOTAL</b>	<b>8,085</b>	▲	0.8%	+63

\* Compared to same time period as previous year  
 7/11/2024 12:28:24PM

\*\* Case Type Categories are defined in the 2017 Virginia Judicial Workload Assessment  
 Source: SCV-SQL-Information

2024 Overall GRAND TOTAL		Distribution of Caseload			Change*		Percentage (%) of Caseload		
<b>8,251</b>	+160 2.0%	<b>Criminal</b>	686	8%	1.5% ▲	+10	<b>Criminal</b>	2023 8.4%	2024 8.3%
2024 	↑	<b>Traffic</b>	5,445	66%	-3.0% ▼	-166	<b>Traffic</b>	69.3%	66.0%
2023 		<b>Civil</b>	1,807	22%	17.3% ▲	+266	<b>Civil</b>	19.0%	21.9%
		<b>Civil Commitments</b>	313	4%	19.0% ▲	+50	<b>Civil Commitments</b>	3.3%	3.8%
		<b>GRAND TOTAL</b>	<b>8,251</b>	100%	2.0% ▲	+160	<b>GRAND TOTAL</b>	100%	100%

**Dispositions by Division & Code**

Division	Case Type Description	Code	Summary	Change	% Change	Absolute Change
<b>Criminal</b>	Misdemeanor	M	334	▲	+11.3%	+34
	Felony	F	228	▼	-11.6%	-30
	Capias	CA	94	▲	+14.6%	+12
	Show Cause	SC	28	▲	+16.7%	+4
	Civil Violation	CV	2	▼	-83.3%	-10
	<b>Total</b>			<b>686</b>	▲	<b>1.5%</b>
<b>Traffic</b>	Infraction	I	4,289	▲	+0.2%	+8
	Misdemeanor	M	1,065	▼	-11.3%	-136
	Capias	CA	65	▼	-20.7%	-17
	Show Cause	SC	17	▼	-55.3%	-21
	Felony	F	9	▲	+12.5%	+1
	Civil Violation	CV	0	▼	-100.0%	-1
	<b>Total</b>			<b>5,445</b>	▼	<b>-3.0%</b>
<b>Civil</b>	Warrant in Debt	WD	605	▲	+55.9%	+217
	Garnishment	GA	510	▼	-5.4%	-29
	Unlawful Detainer	UD	479	▲	+6.4%	+29
	Preliminary Protective Order	PP	50	▲	+42.9%	+15
	Other	OT	48	▲	+220.0%	+33
	Show Cause	SC	26	▲	+4.0%	+1
	Protective Order	PO	22	▲	+29.4%	+5
	Detinue	DT	16	▼	-36.0%	-9
	Abstract	AJ	13	▲	+62.5%	+5
	Motion for Judgment	MJ	11	▼	-15.4%	-2
	Admin License	AL	8	▼	-33.3%	-4
	Impoundment	IM	4	▲	-	+4
	Petition-Restore Arms	PR	4	▲	+100.0%	+2
	Bond Forfeiture	BF	3	▲	+200.0%	+2
	Interrogatory	IN	3	▲	+50.0%	+1
	Tenants Assertion	TA	3	↔	-	-
	Capias	CA	1	▼	-50.0%	-1
	Counter Claim	CC	1	▲	-	+1
	Interrogatory-Not	IC	0	▼	-100.0%	-3
	Restricted Operators License	RL	0	▼	-100.0%	-1
<b>Total</b>			<b>1,807</b>	▲	<b>17.3%</b>	<b>+266</b>
<b>Civil Commitments</b>	Mental Commitment	MC	163	▼	-1.8%	-3
	Emergency Custody Order	EC	69	▲	+91.7%	+33
	Temporary Detention Order	TD	48	▲	+54.8%	+17
	Other	OT	31	▲	+14.8%	+4
	Medical Emergency Temporary Detention Order	MT	2	↔	-	-
	Medical Emergency Custody Order	ME	0	▼	-100.0%	-1
<b>Total</b>			<b>313</b>	▲	<b>19.0%</b>	<b>+50</b>
<b>GRAND TOTAL</b>			<b>8,251</b>	▲	2.0%	+160

**Dispositions by Major Case Category\*\***

Category	Summary	Change	% Change	Absolute Change
Felony	237	▲	-10.9%	-29
Garnishment	513	▲	-5.2%	-28
General Civil	637	▲	+48.8%	+209

\* Compared to same time period as previous year  
 7/11/2024 12:28:24PM

\*\* Case Type Categories are defined in the 2017 Virginia Judicial Workload Assessment  
 Source: SCV-SQL-Information

**CPSS - GCMS CASELOAD STATISTICS OF THE GENERAL DISTRICT COURTS**

January 2024 thru June 2024 Dispositions (Compared to January 2023 thru June 2023)

Infraction/Civil Violation	4,291	▼	-0.1%	-3
Involuntary Civil Commitments	31	▲	+14.8%	+4
Landlord /Tenant	482	▲	+6.4%	+29
Misdemeanor	1,399	▼	-6.9%	-103
Other	589	▲	+11.6%	+61
Protective Orders	72	▲	+38.5%	+20
<b>GRAND TOTAL</b>	<b>8,251</b>	▲	2.0%	+160

\* Compared to same time period as previous year  
7/11/2024 12:28:24PM

\*\* Case Type Categories are defined in the 2017 Virginia Judicial Workload Assessment  
Source: SCV-SQL-Information

2024 Overall GRAND TOTAL		Distribution of Caseload			Change*		Percentage (%) of Caseload		
<b>8,010</b>	+2,359 41.7%	<b>Criminal</b>	722	9%	28.7% ▲	+161	<b>Criminal</b>	2023 9.9%	2024 9.0%
2024		<b>Traffic</b>	5,866	73%	57.9% ▲	+2,150	<b>Traffic</b>	65.8%	73.2%
2023		<b>Civil</b>	1,382	17%	0.6% ▲	+8	<b>Civil</b>	24.3%	17.3%
		<b>Civil Commitments</b>	40	0%	- ▲	+40	<b>Civil Commitments</b>	0.0%	0.5%
		<b>GRAND TOTAL</b>	<b>8,010</b>	100%	41.7% ▲	+2,359	<b>GRAND TOTAL</b>	100%	100%

**Dispositions by Division & Code**

Division	Case Type Description	Code	Summary	Change	% Change	Absolute Change
<b>Criminal</b>	Misdemeanor	M	362	▲	+60.2%	+136
	Felony	F	210	▼	-3.7%	-8
	Capias	CA	87	▲	+16.0%	+12
	Civil Violation	CV	30	▲	+200.0%	+20
	Show Cause	SC	30	▼	-6.3%	-2
	Restricted Operators License	RL	3	▲	-	+3
	<b>Total</b>			<b>722</b>	<b>▲</b>	<b>28.7%</b>
<b>Traffic</b>	Infraction	I	4,790	▲	+65.6%	+1,898
	Misdemeanor	M	966	▲	+34.2%	+246
	Capias	CA	86	▲	+13.2%	+10
	Felony	F	8	▲	+60.0%	+3
	Show Cause	SC	8	▼	-65.2%	-15
	Restricted Operators License	RL	5	▲	-	+5
	Civil Violation	CV	3	▲	-	+3
<b>Total</b>			<b>5,866</b>	<b>▲</b>	<b>57.9%</b>	<b>+2,150</b>
<b>Civil</b>	Warrant in Debt	WD	552	▲	+7.0%	+36
	Garnishment	GA	459	▲	+14.5%	+58
	Unlawful Detainer	UD	241	▼	-25.6%	-83
	Other	OT	32	▲	+220.0%	+22
	Preliminary Protective Order	PP	25	▲	+8.7%	+2
	Protective Order	PO	23	▲	+53.3%	+8
	Admin License	AL	9	▼	-25.0%	-3
	Motion for Judgment	MJ	9	▲	+80.0%	+4
	Show Cause	SC	8	▼	-60.0%	-12
	Abstract	AJ	5	▼	-54.5%	-6
	Impoundment	IM	5	▼	-64.3%	-9
	Interrogatory	IN	5	▼	-28.6%	-2
	Overweight	OC	3	▼	-40.0%	-2
	Motor Carrier	MC	2	▲	+100.0%	+1
	Tenants Assertion	TA	2	↔	-	-
	Detinue	DT	1	▼	-50.0%	-1
	Petition-Restore Arms	PR	1	↔	-	-
	Emergency Substantial Risk Order	SR	0	▼	-100.0%	-1
Restricted Operators License	RL	0	▼	-100.0%	-4	
<b>Total</b>			<b>1,382</b>	<b>▲</b>	<b>0.6%</b>	<b>+8</b>
<b>Civil Commitments</b>	Emergency Custody Order	EC	20	▲	-	+20
	Temporary Detention Order	TD	20	▲	-	+20
<b>Total</b>			<b>40</b>	<b>▲</b>	<b>-</b>	<b>+40</b>
<b>GRAND TOTAL</b>			<b>8,010</b>	<b>▲</b>	<b>41.7%</b>	<b>+2,359</b>

**Dispositions by Major Case Category\*\***

Category	Summary	Change	% Change	Absolute Change
Felony	218	▲	-2.2%	-5
Garnishment	464	▼	+13.7%	+56
General Civil	570	▲	+7.3%	+39
Infraction/Civil Violation	4,828	▲	+66.0%	+1,920
Landlord /Tenant	243	▼	-25.5%	-83
Misdemeanor	1,336	▲	+40.6%	+386

\* Compared to same time period as previous year  
 7/11/2024 12:28:24PM

\*\* Case Type Categories are defined in the 2017 Virginia Judicial Workload Assessment  
 Source: SCV-SQL-Information



**CPSS - GCMS CASELOAD STATISTICS OF THE GENERAL DISTRICT COURTS**  
 January 2024 thru June 2024 Dispositions (Compared to January 2023 thru June 2023)

New to Workload Study	0	▼	-100.0%	-1
Other	303	▲	+13.9%	+37
Protective Orders	48	▲	+26.3%	+10
<b>GRAND TOTAL</b>	<b>8,010</b>	▲	41.7%	+2,359

\* Compared to same time period as previous year  
 7/11/2024 12:28:24PM

\*\* Case Type Categories are defined in the 2017 Virginia Judicial Workload Assessment  
 Source: SCV-SQL-Information

2024 Overall GRAND TOTAL		Distribution of Caseload			Change*		Percentage (%) of Caseload			
	<b>695</b>									
	+44 6.8%									
2024		<b>Criminal</b>	52	7%	-13.3%	▼	-8	<b>Criminal</b>	2023: 9.2%	2024: 7.5%
2023		<b>Traffic</b>	500	72%	6.6%	▲	+31	<b>Traffic</b>	72.0%	71.9%
		<b>Civil</b>	137	20%	15.1%	▲	+18	<b>Civil</b>	18.3%	19.7%
		<b>Civil Commitments</b>	6	1%	100.0%	▲	+3	<b>Civil Commitments</b>	0.5%	0.9%
		<b>GRAND TOTAL</b>	<b>695</b>	100%	6.8%	▲	+44	<b>GRAND TOTAL</b>	100%	100%

**Dispositions by Division & Code**

Division	Case Type Description	Code	Summary	Change	% Change	Absolute Change
<b>Criminal</b>	Misdemeanor	M	27	▼	-40.0%	-18
	Show Cause	SC	9	▲	+200.0%	+6
	Felony	F	6	▼	-33.3%	-3
	Capias	CA	5	▲	-	+5
	Civil Violation	CV	5	▲	+66.7%	+2
	<b>Total</b>			<b>52</b>	▼	<b>-13.3%</b>
<b>Traffic</b>	Infraction	I	429	▲	+9.2%	+36
	Misdemeanor	M	68	▲	+4.6%	+3
	Capias	CA	1	↔	-	-
	Felony	F	1	▲	-	+1
	Show Cause	SC	1	▼	-66.7%	-2
	Restricted Operators License	RL	0	▼	-100.0%	-7
	<b>Total</b>			<b>500</b>	▲	<b>6.6%</b>
<b>Civil</b>	Warrant in Debt	WD	76	▲	+52.0%	+26
	Garnishment	GA	42	▼	-4.5%	-2
	Unlawful Detainer	UD	14	▲	+100.0%	+7
	Other	OT	2	▼	-77.8%	-7
	Admin License	AL	1	▼	-50.0%	-1
	Detinue	DT	1	▲	-	+1
	Preliminary Protective Order	PP	1	↔	-	-
	Motion for Judgment	MJ	0	▼	-100.0%	-1
	Overweight	OC	0	▼	-100.0%	-1
	Protective Order	PO	0	▼	-100.0%	-2
	Show Cause	SC	0	▼	-100.0%	-1
	Tenants Assertion	TA	0	▼	-100.0%	-1
	<b>Total</b>			<b>137</b>	▲	<b>15.1%</b>
<b>Civil Commitments</b>	Temporary Detention Order	TD	4	▲	+300.0%	+3
	Emergency Custody Order	EC	2	↔	-	-
	<b>Total</b>		<b>6</b>	▲	<b>100.0%</b>	<b>+3</b>
<b>GRAND TOTAL</b>			<b>695</b>	▲	6.8%	+44

**Dispositions by Major Case Category\*\***

Category	Summary	Change	% Change	Absolute Change
Felony	7	▲	-22.2%	-2
Garnishment	42	▼	-4.5%	-2
General Civil	77	▲	+51.0%	+26
Infraction/Civil Violation	434	▼	+9.3%	+37
Landlord /Tenant	14	↔	+75.0%	+6
Misdemeanor	95	▼	-18.8%	-22
Other	25	▲	+13.6%	+3
Protective Orders	1	▼	-66.7%	-2
<b>GRAND TOTAL</b>	<b>695</b>	▲	6.8%	+44

\* Compared to same time period as previous year  
 7/11/2024 12:28:24PM

\*\* Case Type Categories are defined in the 2017 Virginia Judicial Workload Assessment  
 Source: SCV-SQL-Information

2024 Overall GRAND TOTAL		Distribution of Caseload			Change*		Percentage (%) of Caseload			
<b>8,565</b>	+1,436 20.1%	<b>Criminal</b>	174	2%	-28.4%	▼	-69	<b>Criminal</b>	2023 3.4%	2024 2.0%
2024	↑	<b>Traffic</b>	8,096	95%	23.2%	▲	+1,523	<b>Traffic</b>	92.2%	94.5%
2023		<b>Civil</b>	283	3%	-6.6%	▲	-20	<b>Civil</b>	4.3%	3.3%
		<b>Civil Commitments</b>	12	0%	20.0%	▲	+2	<b>Civil Commitments</b>	0.1%	0.1%
		<b>GRAND TOTAL</b>	<b>8,565</b>	100%	20.1%	▲	+1,436	<b>GRAND TOTAL</b>	100%	100%

**Dispositions by Division & Code**

Division	Case Type Description	Code	Summary	Change	% Change	Absolute Change
<b>Criminal</b>	Misdemeanor	M	102	▼	-14.3%	-17
	Felony	F	42	▼	-54.3%	-50
	Civil Violation	CV	16	▲	+60.0%	+6
	Capias	CA	9	▼	-35.7%	-5
	Show Cause	SC	5	▼	-37.5%	-3
	<b>Total</b>			<b>174</b>	▼	<b>-28.4%</b>
<b>Traffic</b>	Infraction	I	6,387	▲	+37.6%	+1,745
	Misdemeanor	M	1,603	▼	-13.6%	-253
	Capias	CA	46	▲	+24.3%	+9
	Civil Violation	CV	39	▲	+680.0%	+34
	Show Cause	SC	19	▼	-29.6%	-8
	Felony	F	2	▼	-66.7%	-4
	<b>Total</b>			<b>8,096</b>	▲	<b>23.2%</b>
<b>Civil</b>	Warrant in Debt	WD	133	▲	+33.0%	+33
	Garnishment	GA	98	▼	-28.5%	-39
	Unlawful Detainer	UD	28	▼	-22.2%	-8
	Other	OT	6	▼	-	-
	Preliminary Protective Order	PP	5	▲	+66.7%	+2
	Admin License	AL	3	▼	-40.0%	-2
	Impoundment	IM	3	↔	-	-
	Abstract	AJ	1	▲	-	+1
	Bond Forfeiture	BF	1	▼	-66.7%	-2
	Detinue	DT	1	▼	-50.0%	-1
	Motion for Judgment	MJ	1	↔	-	-
	Overweight	OC	1	↔	-	-
	Protective Order	PO	1	▼	-80.0%	-4
	Tenants Assertion	TA	1	▲	-	+1
	Mechanic's Lien	ML	0	▼	-100.0%	-1
<b>Total</b>			<b>283</b>	▼	<b>-6.6%</b>	<b>-20</b>
<b>Civil Commitments</b>	Temporary Detention Order	TD	9	▲	+50.0%	+3
	Emergency Custody Order	EC	3	↔	-	-
	Medical Emergency Custody Order	ME	0	▼	-100.0%	-1
	<b>Total</b>			<b>12</b>	▲	<b>20.0%</b>
<b>GRAND TOTAL</b>			<b>8,565</b>	▲	20.1%	+1,436

**Dispositions by Major Case Category\*\***

Category	Summary	Change	% Change	Absolute Change
Felony	44	▼	-55.1%	-54
Garnishment	98	▼	-28.5%	-39
General Civil	135	▼	+27.4%	+29
Infraction/Civil Violation	6,443	▲	+38.3%	+1,785
Landlord /Tenant	29	▲	-19.4%	-7
Misdemeanor	1,705	▼	-13.7%	-270
Other	105	▲	-5.4%	-6
Protective Orders	6	▼	-25.0%	-2
<b>GRAND TOTAL</b>	<b>8,565</b>	▲	20.1%	+1,436

\* Compared to same time period as previous year  
 7/11/2024 12:28:24PM

\*\* Case Type Categories are defined in the 2017 Virginia Judicial Workload Assessment  
 Source: SCV-SQL-Information



2024 Overall GRAND TOTAL		Distribution of Caseload			Change*		Percentage (%) of Caseload			
<b>14,083</b>	-3,052 -17.8%	<b>Criminal</b>	0	0%	-100.0%	▼	-1	<b>Criminal</b>	2023 0.0%	2024 0.0%
2024		<b>Civil</b>	13,772	98%	-16.8%	▼	-2,772	<b>Civil</b>	96.6%	97.8%
2023		<b>Civil Commitments</b>	311	2%	-47.3%	▼	-279	<b>Civil Commitments</b>	3.4%	2.2%
<b>GRAND TOTAL</b>		<b>GRAND TOTAL</b>	<b>14,083</b>	100%	-17.8%	▼	-3,052	<b>GRAND TOTAL</b>	100%	100%

**Dispositions by Division & Code**

Division	Case Type Description	Code	Summary	Change	% Change	Absolute Change
<b>Criminal</b>	Show Cause	SC	0	▼	-100.0%	-1
	Total		<b>0</b>	▼	<b>-100.0%</b>	<b>-1</b>
<b>Civil</b>	Unlawful Detainer	UD	5,432	▲	+5.3%	+272
	Warrant in Debt	WD	3,590	▲	+21.7%	+641
	Garnishment	GA	3,404	▼	-47.5%	-3,085
	Motion for Judgment	MJ	339	▼	-13.1%	-51
	Other	OT	310	▼	-25.1%	-104
	Preliminary Protective Order	PP	229	▲	+9.0%	+19
	Protective Order	PO	143	▼	-1.4%	-2
	Show Cause	SC	111	▼	-74.4%	-323
	Interrogatory	IN	91	▼	-18.0%	-20
	Detinue	DT	47	▼	-20.3%	-12
	Abstract	AJ	44	▼	-72.3%	-115
	Tenants Assertion	TA	26	▲	+62.5%	+10
	Counter Claim	CC	5	▼	-28.6%	-2
	Third Party Claim	TH	1	▲	-	+1
Petition-Restore Arms	PR	0	▼	-100.0%	-1	
Total			<b>13,772</b>	▼	<b>-16.8%</b>	<b>-2,772</b>
<b>Civil Commitments</b>	Temporary Detention Order	TD	227	▼	-42.4%	-167
	Emergency Custody Order	EC	83	▼	-57.7%	-113
	Mental Commitment	MC	1	▲	-	+1
Total			<b>311</b>	▼	<b>-47.3%</b>	<b>-279</b>
<b>GRAND TOTAL</b>			<b>14,083</b>	▼	-17.8%	-3,052

**Dispositions by Major Case Category\*\***

Category	Summary	Change	% Change	Absolute Change
Garnishment	3,495	▼	-47.0%	-3,105
General Civil	3,988	▼	+17.0%	+579
Landlord /Tenant	5,458	▲	+5.4%	+282
Other	770	▲	-51.7%	-825
Protective Orders	372	▲	+4.8%	+17
<b>GRAND TOTAL</b>	<b>14,083</b>	▼	-17.8%	-3,052

\* Compared to same time period as previous year  
 7/11/2024 12:28:24PM

\*\* Case Type Categories are defined in the 2017 Virginia Judicial Workload Assessment  
 Source: SCV-SQL-Information

2024 Overall GRAND TOTAL		Distribution of Caseload			Change*		Percentage (%) of Caseload		
<b>5,279</b>	+603 12.9%	<b>Criminal</b>	5,076	96%	13.0% ▲	+584	<b>Criminal</b>	2023 96.1%	2024 96.2%
2024		<b>Traffic</b>	197	4%	10.7% ▲	+19	<b>Traffic</b>	3.8%	3.7%
2023		<b>Civil</b>	6	0%	0.0% ▲	0	<b>Civil</b>	0.1%	0.1%
		<b>GRAND TOTAL</b>	<b>5,279</b>	100%	12.9% ▲	+603	<b>GRAND TOTAL</b>	100%	100%

Dispositions by Division & Code

Division	Case Type Description	Code	Summary	Change	% Change	Absolute Change
<b>Criminal</b>	Misdemeanor	M	3,396	▲	+18.5%	+530
	Felony	F	1,404	▲	+0.2%	+3
	Show Cause	SC	109	▲	+38.0%	+30
	Capias	CA	91	▲	+19.7%	+15
	Civil Violation	CV	76	▲	+16.9%	+11
	Restricted Operators License	RL	0	▼	-100.0%	-5
	<b>Total</b>			<b>5,076</b>	<b>▲</b>	<b>13.0%</b>
<b>Traffic</b>	Infraction	I	126	▲	+17.8%	+19
	Misdemeanor	M	60	▼	-4.8%	-3
	Felony	F	9	▲	+12.5%	+1
	Capias	CA	2	▲	-	+2
	<b>Total</b>			<b>197</b>	<b>▲</b>	<b>10.7%</b>
<b>Civil</b>	Bond Forfeiture	BF	5	▼	-16.7%	-1
	Other	OT	1	▲	-	+1
	<b>Total</b>			<b>6</b>		<b>0.0%</b>
<b>GRAND TOTAL</b>			<b>5,279</b>	<b>▲</b>	<b>12.9%</b>	<b>+603</b>

Dispositions by Major Case Category\*\*

Category	Summary	Change	% Change	Absolute Change
Felony	1,413	▲	+0.3%	+4
General Civil	1	▲	-	+1
Infraction/Civil Violation	202	▲	+17.4%	+30
Misdemeanor	3,456	▼	+17.8%	+522
Other	207	▲	+28.6%	+46
<b>GRAND TOTAL</b>	<b>5,279</b>	<b>▲</b>	<b>12.9%</b>	<b>+603</b>

2024 Overall GRAND TOTAL		Distribution of Caseload			Change*		Percentage (%) of Caseload		
<b>11,456</b>	+2,384 26.3%	<b>Criminal</b>	1,123	10%	30.7% ▲	+264	<b>Criminal</b>	2023 9.5%	2024 9.8%
2024	↑	<b>Traffic</b>	10,055	88%	28.0% ▲	+2,202	<b>Traffic</b>	86.6%	87.8%
2023		<b>Civil</b>	278	2%	-22.8% ▼	-82	<b>Civil</b>	4.0%	2.4%
		<b>GRAND TOTAL</b>	<b>11,456</b>	100%	26.3% ▲	+2,384	<b>GRAND TOTAL</b>	100%	100%

Dispositions by Division & Code

Division	Case Type Description	Code	Summary	Change	% Change	Absolute Change
<b>Criminal</b>	Misdemeanor	M	787	▲	+24.7%	+156
	Civil Violation	CV	144	▲	+65.5%	+57
	Felony	F	90	▲	+50.0%	+30
	Show Cause	SC	70	▲	+34.6%	+18
	Restricted Operators License	RL	17	▲	+112.5%	+9
	Capias	CA	15	▼	-28.6%	-6
	<b>Total</b>			<b>1,123</b>	<b>▲</b>	<b>30.7%</b>
<b>Traffic</b>	Infraction	I	7,047	▲	+32.0%	+1,710
	Misdemeanor	M	2,610	▲	+22.8%	+484
	Other	O	244	▼	-28.9%	-99
	Civil Violation	CV	80	▲	+7,900.0%	+79
	Felony	F	60	▲	+81.8%	+27
	Show Cause	SC	7	↔		-
	Capias	CA	5	▼	-16.7%	-1
	Restricted Operators License	RL	2	▲	-	+2
<b>Total</b>			<b>10,055</b>	<b>▲</b>	<b>28.0%</b>	<b>+2,202</b>
<b>Civil</b>	Admin License	AL	223	▼	-26.2%	-79
	Impoundment	IM	33	▼	-10.8%	-4
	Other	OT	13	↔		-
	Bond Forfeiture	BF	9	▲	+12.5%	+1
<b>Total</b>			<b>278</b>	<b>▼</b>	<b>-22.8%</b>	<b>-82</b>
<b>GRAND TOTAL</b>			<b>11,456</b>	<b>▲</b>	<b>26.3%</b>	<b>+2,384</b>

Dispositions by Major Case Category\*\*

Category	Summary	Change	% Change	Absolute Change
Felony	150	▲	+61.3%	+57
General Civil	13	↔		0
Infraction/Civil Violation	7,515	▲	+30.3%	+1,747
Misdemeanor	3,416	▲	+23.5%	+651
Other	362	▼	-16.4%	-71
<b>GRAND TOTAL</b>	<b>11,456</b>	<b>▲</b>	<b>26.3%</b>	<b>+2,384</b>

2024 Overall GRAND TOTAL		Distribution of Caseload			Change*		Percentage (%) of Caseload		
<b>25,227</b>	+4,661 22.7%	<b>Criminal</b>	3,410	14%	27.5% ▲	+736	<b>Criminal</b>	2023 13.0%	2024 13.5%
2024		<b>Traffic</b>	8,050	32%	48.2% ▲	+2,619	<b>Traffic</b>	26.4%	31.9%
2023		<b>Civil</b>	12,358	49%	10.7% ▲	+1,192	<b>Civil</b>	54.3%	49.0%
		<b>Civil Commitments</b>	1,409	6%	8.8% ▲	+114	<b>Civil Commitments</b>	6.3%	5.6%
		<b>GRAND TOTAL</b>	<b>25,227</b>	100%	22.7% ▲	+4,661	<b>GRAND TOTAL</b>	100%	100%

**Dispositions by Division & Code**

Division	Case Type Description	Code	Summary	Change	% Change	Absolute Change
<b>Criminal</b>	Misdemeanor	M	2,187	▲	+32.4%	+535
	Felony	F	770	▲	+24.2%	+150
	Show Cause	SC	189	▼	-13.7%	-30
	Capias	CA	177	▲	+70.2%	+73
	Civil Violation	CV	87	▲	+10.1%	+8
	<b>Total</b>			<b>3,410</b>	▲	<b>27.5%</b>
<b>Traffic</b>	Infraction	I	5,622	▲	+48.6%	+1,839
	Misdemeanor	M	2,293	▲	+43.6%	+696
	Felony	F	54	▲	+134.8%	+31
	Capias	CA	36	▲	+1,100.0%	+33
	Show Cause	SC	36	▲	+260.0%	+26
	Restricted Operators License	RL	9	▼	-35.7%	-5
	Civil Violation	CV	0	▼	-100.0%	-1
	<b>Total</b>			<b>8,050</b>	▲	<b>48.2%</b>
<b>Civil</b>	Warrant in Debt	WD	4,591	▲	+18.7%	+722
	Unlawful Detainer	UD	3,224	▼	-5.2%	-178
	Garnishment	GA	2,994	▲	+29.7%	+686
	Other	OT	289	▲	-7.7%	-24
	Preliminary Protective Order	PP	241	▼	-21.8%	-67
	Protective Order	PO	179	▼	-8.2%	-16
	Bond Forfeiture	BF	173	▲	+137.0%	+100
	Show Cause	SC	165	▲	+38.7%	+46
	Motion for Judgment	MJ	113	▲	+9.7%	+10
	Admin License	AL	107	▼	-15.1%	-19
	Abstract	AJ	92	▼	-17.9%	-20
	Detinue	DT	80	▼	-20.0%	-20
	Interrogatory	IN	66	▼	-22.4%	-19
	Tenants Assertion	TA	21	▼	-12.5%	-3
	Counter Claim	CC	17	▲	+13.3%	+2
	Capias	CA	2	▼	-66.7%	-4
	Restricted Operators License	RL	2	▲	-	+2
	Impoundment	IM	1	▼	-66.7%	-2
	Petition-Restore Arms	PR	1	▼	-66.7%	-2
	Third Party Claim	TH	0	▼	-100.0%	-2
<b>Total</b>			<b>12,358</b>	▲	<b>10.7%</b>	<b>+1,192</b>
<b>Civil Commitments</b>	Mental Commitment	MC	589	▼	-20.1%	-148
	Temporary Detention Order	TD	450	▲	+14.2%	+56
	Emergency Custody Order	EC	289	▲	+214.1%	+197
	Other	OT	64	▲	+25.5%	+13
	Medical Emergency Temporary Detention Order	MT	17	▼	-15.0%	-3
	Medical Emergency Custody Order	ME	0	▼	-100.0%	-1
<b>Total</b>			<b>1,409</b>	▲	<b>8.8%</b>	<b>+114</b>
<b>GRAND TOTAL</b>			<b>25,227</b>	▲	22.7%	+4,661

**Dispositions by Major Case Category\*\***

Category	Summary	Change	% Change	Absolute Change
Felony	824	▲	+28.1%	+181
Garnishment	3,060	▲	+27.9%	+667

\* Compared to same time period as previous year  
 7/11/2024 12:28:24PM

\*\* Case Type Categories are defined in the 2017 Virginia Judicial Workload Assessment  
 Source: SCV-SQL-Information



**CPSS - GCMS CASELOAD STATISTICS OF THE GENERAL DISTRICT COURTS**

January 2024 thru June 2024 Dispositions (Compared to January 2023 thru June 2023)

**Hampton**

District: 8 FIPS: 650

General Civil	4,863	▼	+17.6%	+728
Infraction/Civil Violation	5,709	▼	+47.8%	+1,846
Involuntary Civil Commitments	64	▲	+25.5%	+13
Landlord /Tenant	3,245	▼	-5.3%	-181
Misdemeanor	4,491	▲	+37.6%	+1,228
Other	2,551	▲	+11.4%	+262
Protective Orders	420	▼	-16.5%	-83
<b>GRAND TOTAL</b>	<b>25,227</b>	▲	22.7%	+4,661

\* Compared to same time period as previous year  
7/11/2024 12:28:24PM

\*\* Case Type Categories are defined in the 2017 Virginia Judicial Workload Assessment  
Source: SCV-SQL-Information

2024 Overall GRAND TOTAL		Distribution of Caseload			Change*		Percentage (%) of Caseload		
<b>723</b>	+218 43.2%	<b>Criminal</b>	68	9%	-29.2% ▼	-28	<b>Criminal</b>	2023 19.0%	2024 9.4%
2024	↑	<b>Traffic</b>	487	67%	80.4% ▲	+217	<b>Traffic</b>	53.5%	67.4%
2023		<b>Civil</b>	167	23%	20.1% ▲	+28	<b>Civil</b>	27.5%	23.1%
		<b>Civil Commitments</b>	1	0%	- ▲	+1	<b>Civil Commitments</b>	0.0%	0.1%
		<b>GRAND TOTAL</b>	<b>723</b>	100%	43.2% ▲	+218	<b>GRAND TOTAL</b>	100%	100%

**Dispositions by Division & Code**

Division	Case Type Description	Code	Summary	Change	% Change	Absolute Change
<b>Criminal</b>	Misdemeanor	M	47	▼	-34.7%	-25
	Capias	CA	9	▲	+28.6%	+2
	Felony	F	9	▼	-10.0%	-1
	Civil Violation	CV	1	▼	-75.0%	-3
	Restricted Operators License	RL	1	▲	-	+1
	Show Cause	SC	1	▼	-66.7%	-2
	<b>Total</b>			<b>68</b>	▼	<b>-29.2%</b>
<b>Traffic</b>	Infraction	I	409	▲	+97.6%	+202
	Misdemeanor	M	67	▲	+21.8%	+12
	Show Cause	SC	6	▲	+100.0%	+3
	Capias	CA	2	↔	-	-
	Restricted Operators License	RL	2	↔	-	-
	Felony	F	1	↔	-	-
<b>Total</b>			<b>487</b>	▲	<b>80.4%</b>	<b>+217</b>
<b>Civil</b>	Warrant in Debt	WD	82	▲	+64.0%	+32
	Garnishment	GA	51	▲	+6.3%	+3
	Unlawful Detainer	UD	10	▲	+11.1%	+1
	Other	OT	6	▼	-33.3%	-3
	Preliminary Protective Order	PP	5	▼	-44.4%	-4
	Protective Order	PO	5	▼	-44.4%	-4
	Interrogatory	IN	3	▲	+200.0%	+2
	Detinue	DT	2	▲	-	+2
	Abstract	AJ	1	▲	-	+1
	Admin License	AL	1	▲	-	+1
	Counter Claim	CC	1	↔	-	-
	Bond Forfeiture	BF	0	▼	-100.0%	-1
	Show Cause	SC	0	▼	-100.0%	-1
	Tenants Assertion	TA	0	▼	-100.0%	-1
<b>Total</b>			<b>167</b>	▲	<b>20.1%</b>	<b>+28</b>
<b>Civil Commitments</b>	Emergency Custody Order	EC	1	▲	-	+1
<b>Total</b>			<b>1</b>	▲	-	<b>+1</b>
<b>GRAND TOTAL</b>			<b>723</b>	▲	43.2%	+218

**Dispositions by Major Case Category\*\***

Category	Summary	Change	% Change	Absolute Change	
Felony	10	▼	-9.1%	-1	
Garnishment	54	▲	+10.2%	+5	
General Civil	84	▲	+68.0%	+34	
Infraction/Civil Violation	410	▲	+94.3%	+199	
Landlord /Tenant	10	▼	-	0	
Misdemeanor	117	▲	-9.3%	-12	
Other	28	▲	+3.7%	+1	
Protective Orders	10	▼	-44.4%	-8	
<b>GRAND TOTAL</b>		<b>723</b>	▲	43.2%	+218

\* Compared to same time period as previous year  
 7/11/2024 12:28:24PM

\*\* Case Type Categories are defined in the 2017 Virginia Judicial Workload Assessment  
 Source: SCV-SQL-Information

2024 Overall GRAND TOTAL		Distribution of Caseload			Change*		Percentage (%) of Caseload		
<b>6,596</b>	+186 2.9%	<b>Criminal</b>	933	14%	9.9% ▲	+84	<b>Criminal</b>	2023 13.2%	2024 14.1%
2024	↑	<b>Traffic</b>	4,402	67%	1.9% ▲	+84	<b>Traffic</b>	67.4%	66.7%
2023		<b>Civil</b>	1,228	19%	3.7% ▲	+44	<b>Civil</b>	18.5%	18.6%
		<b>Civil Commitments</b>	33	1%	-44.1% ▼	-26	<b>Civil Commitments</b>	0.9%	0.5%
		<b>GRAND TOTAL</b>	<b>6,596</b>	100%	2.9% ▲	+186	<b>GRAND TOTAL</b>	100%	100%

**Dispositions by Division & Code**

Division	Case Type Description	Code	Summary	Change	% Change	Absolute Change
<b>Criminal</b>	Misdemeanor	M	598	▲	+15.4%	+80
	Felony	F	168	▼	-13.8%	-27
	Capias	CA	80	▲	+3.9%	+3
	Show Cause	SC	44	▲	+22.2%	+8
	Civil Violation	CV	43	▲	+87.0%	+20
	<b>Total</b>			<b>933</b>	▲	<b>9.9%</b>
<b>Traffic</b>	Infraction	I	3,887	▼	-0.4%	-16
	Misdemeanor	M	478	▲	+30.2%	+111
	Show Cause	SC	13	▼	-18.8%	-3
	Civil Violation	CV	11	▲	-	+11
	Felony	F	7	▼	-46.2%	-6
	Capias	CA	4	▼	-73.3%	-11
	Restricted Operators License	RL	2	▼	-50.0%	-2
	<b>Total</b>			<b>4,402</b>	▲	<b>1.9%</b>
<b>Civil</b>	Warrant in Debt	WD	509	▲	+8.8%	+41
	Garnishment	GA	257	▲	+17.4%	+38
	Unlawful Detainer	UD	143	▼	-15.4%	-26
	Other	OT	70	▼	-20.5%	-18
	Admin License	AL	62	▲	+8.8%	+5
	Impoundment	IM	59	▲	+90.3%	+28
	Preliminary Protective Order	PP	56	▼	-5.1%	-3
	Protective Order	PO	26	▼	-3.7%	-1
	Bond Forfeiture	BF	10	▲	+42.9%	+3
	Abstract	AJ	9	▲	+28.6%	+2
	Interrogatory	IN	6	▼	-50.0%	-6
	Motion for Judgment	MJ	6	▼	-25.0%	-2
	Detinue	DT	5	▼	-80.8%	-21
	Show Cause	SC	4	▲	-	+4
	Counter Claim	CC	2	▼	-33.3%	-1
	Tenants Assertion	TA	2	▼	-33.3%	-1
	Capias	CA	1	▲	-	+1
	Petition-Restore Arms	PR	1	▲	-	+1
<b>Total</b>			<b>1,228</b>	▲	<b>3.7%</b>	<b>+44</b>
<b>Civil Commitments</b>	Temporary Detention Order	TD	21	▼	-40.0%	-14
	Emergency Custody Order	EC	10	▼	-58.3%	-14
	Mental Commitment	MC	2	▲	-	+2
<b>Total</b>			<b>33</b>	▼	<b>-44.1%</b>	<b>-26</b>
<b>GRAND TOTAL</b>			<b>6,596</b>	▲	2.9%	+186

**Dispositions by Major Case Category\*\***

Category	Summary	Change	% Change	Absolute Change
Felony	175	▼	-15.9%	-33
Garnishment	263	▼	+13.9%	+32
General Civil	526	▲	+3.5%	+18
Infraction/Civil Violation	3,941	▲	+0.4%	+15
Landlord /Tenant	145	▼	-15.7%	-27
Misdemeanor	1,078	▼	+21.3%	+189
Other	386	▲	-1.0%	-4

\* Compared to same time period as previous year  
 7/11/2024 12:28:24PM

\*\* Case Type Categories are defined in the 2017 Virginia Judicial Workload Assessment  
 Source: SCV-SQL-Information

**CPSS - GCMS CASELOAD STATISTICS OF THE GENERAL DISTRICT COURTS**  
 January 2024 thru June 2024 Dispositions (Compared to January 2023 thru June 2023)

Protective Orders	82	▼	-4.7%	-4
<b>GRAND TOTAL</b>	<b>6,596</b>	▲	2.9%	+186

\* Compared to same time period as previous year  
 7/11/2024 12:28:24PM

\*\* Case Type Categories are defined in the 2017 Virginia Judicial Workload Assessment  
 Source: SCV-SQL-Information

2024 Overall GRAND TOTAL		Distribution of Caseload			Change*		Percentage (%) of Caseload		
<b>1,904</b>	-259 -12.0%	<b>Criminal</b>	146	8%	-5.2% ▼	-8	<b>Criminal</b>	2023 7.1%	2024 7.7%
2024		<b>Traffic</b>	1,585	83%	-14.6% ▼	-271	<b>Traffic</b>	85.8%	83.2%
2023		<b>Civil</b>	172	9%	18.6% ▲	+27	<b>Civil</b>	6.7%	9.0%
		<b>Civil Commitments</b>	1	0%	-87.5% ▼	-7	<b>Civil Commitments</b>	0.4%	0.1%
		<b>GRAND TOTAL</b>	<b>1,904</b>	100%	-12.0% ▼	-259	<b>GRAND TOTAL</b>	100%	100%

**Dispositions by Division & Code**

Division	Case Type Description	Code	Summary	Change	% Change	Absolute Change
<b>Criminal</b>	Misdemeanor	M	110	▲	+8.9%	+9
	Felony	F	22	▲	+22.2%	+4
	Capias	CA	8	▼	-42.9%	-6
	Show Cause	SC	3	▼	-80.0%	-12
	Civil Violation	CV	2	▼	-66.7%	-4
	Restricted Operators License	RL	1	▲	-	+1
	<b>Total</b>			<b>146</b>	▼	<b>-5.2%</b>
<b>Traffic</b>	Infraction	I	1,395	▼	-14.2%	-230
	Misdemeanor	M	185	▼	-15.9%	-35
	Capias	CA	2	▼	-50.0%	-2
	Show Cause	SC	2	▼	-33.3%	-1
	Restricted Operators License	RL	1	▼	-66.7%	-2
	Civil Violation	CV	0	▼	-100.0%	-1
<b>Total</b>			<b>1,585</b>	▼	<b>-14.6%</b>	<b>-271</b>
<b>Civil</b>	Warrant in Debt	WD	76	▲	+28.8%	+17
	Garnishment	GA	49	▲	+69.0%	+20
	Other	OT	14	▼	-22.2%	-4
	Unlawful Detainer	UD	8	▼	-38.5%	-5
	Preliminary Protective Order	PP	7	▲	+16.7%	+1
	Admin License	AL	6	▲	+50.0%	+2
	Protective Order	PO	6	▼	-14.3%	-1
	Detinue	DT	4	▲	-	+4
	Abstract	AJ	1	↔	-	-
	Counter Claim	CC	1	▲	-	+1
	Impoundment	IM	0	▼	-100.0%	-5
	Interrogatory	IN	0	▼	-100.0%	-1
	Petition-Restore Arms	PR	0	▼	-100.0%	-2
<b>Total</b>			<b>172</b>	▲	<b>18.6%</b>	<b>+27</b>
<b>Civil Commitments</b>	Temporary Detention Order	TD	1	▼	-85.7%	-6
	Emergency Custody Order	EC	0	▼	-100.0%	-1
<b>Total</b>			<b>1</b>	▼	<b>-87.5%</b>	<b>-7</b>
<b>GRAND TOTAL</b>			<b>1,904</b>	▼	<b>-12.0%</b>	<b>-259</b>

**Dispositions by Major Case Category\*\***

Category	Summary	Change	% Change	Absolute Change
Felony	22	▲	+22.2%	+4
Garnishment	49	▼	+63.3%	+19
General Civil	82	▲	+28.1%	+18
Infraction/Civil Violation	1,397	▼	-14.4%	-235
Landlord /Tenant	8	▼	-38.5%	-5
Misdemeanor	297	▲	-8.3%	-27
Other	36	▲	-47.8%	-33
Protective Orders	13	▲	-	0
<b>GRAND TOTAL</b>	<b>1,904</b>	▼	<b>-12.0%</b>	<b>-259</b>

\* Compared to same time period as previous year  
 7/11/2024 12:28:24PM

\*\* Case Type Categories are defined in the 2017 Virginia Judicial Workload Assessment  
 Source: SCV-SQL-Information

2024 Overall GRAND TOTAL		Distribution of Caseload			Change*		Percentage (%) of Caseload		
<b>2,810</b>	+568 25.3%	<b>Criminal</b>	214	8%	25.1% ▲	+43	<b>Criminal</b>	2023 7.6%	2024 7.6%
2024	↑	<b>Traffic</b>	2,114	75%	24.1% ▲	+411	<b>Traffic</b>	76.0%	75.2%
2023		<b>Civil</b>	476	17%	32.6% ▲	+117	<b>Civil</b>	16.0%	16.9%
		<b>Civil Commitments</b>	6	0%	-33.3% ▼	-3	<b>Civil Commitments</b>	0.4%	0.2%
		<b>GRAND TOTAL</b>	<b>2,810</b>	100%	25.3% ▲	+568	<b>GRAND TOTAL</b>	100%	100%

Dispositions by Division & Code

Division	Case Type Description	Code	Summary	Change	% Change	Absolute Change
<b>Criminal</b>	Misdemeanor	M	153	▲	+33.0%	+38
	Felony	F	33	▲	+37.5%	+9
	Capias	CA	18	▲	+20.0%	+3
	Show Cause	SC	7	▼	-30.0%	-3
	Civil Violation	CV	2	▼	-66.7%	-4
	Restricted Operators License	RL	1	↔		-
	<b>Total</b>			<b>214</b>	<b>▲</b>	<b>25.1%</b>
<b>Traffic</b>	Infraction	I	1,836	▲	+24.0%	+355
	Misdemeanor	M	259	▲	+22.7%	+48
	Capias	CA	9	▲	+50.0%	+3
	Civil Violation	CV	5	▲	+400.0%	+4
	Show Cause	SC	4	▲	+33.3%	+1
	Felony	F	1	▲	-	+1
	Restricted Operators License	RL	0	▼	-100.0%	-1
<b>Total</b>			<b>2,114</b>	<b>▲</b>	<b>24.1%</b>	<b>+411</b>
<b>Civil</b>	Warrant in Debt	WD	228	▲	+51.0%	+77
	Garnishment	GA	128	▲	+45.5%	+40
	Unlawful Detainer	UD	47	↔		-
	Other	OT	39	▲	+44.4%	+12
	Preliminary Protective Order	PP	10	▼	-37.5%	-6
	Protective Order	PO	9	▲	+12.5%	+1
	Admin License	AL	8	▼	-20.0%	-2
	Abstract	AJ	2	▲	-	+2
	Impoundment	IM	2	▼	-66.7%	-4
	Counter Claim	CC	1	↔		-
	Interrogatory	IN	1	▼	-66.7%	-2
	Motion for Judgment	MJ	1	▲	-	+1
	Bond Forfeiture	BF	0	▼	-100.0%	-1
Detinue	DT	0	▼	-100.0%	-1	
<b>Total</b>			<b>476</b>	<b>▲</b>	<b>32.6%</b>	<b>+117</b>
<b>Civil Commitments</b>	Temporary Detention Order	TD	5	↔		-
	Emergency Custody Order	EC	1	▼	-75.0%	-3
<b>Total</b>			<b>6</b>	<b>▼</b>	<b>-33.3%</b>	<b>-3</b>
<b>GRAND TOTAL</b>			<b>2,810</b>	<b>▲</b>	<b>25.3%</b>	<b>+568</b>

Dispositions by Major Case Category\*\*

Category	Summary	Change	% Change	Absolute Change
Felony	34	▲	+41.7%	+10
Garnishment	129	▼	+41.8%	+38
General Civil	232	▲	+47.8%	+75
Infraction/Civil Violation	1,843	▲	+23.9%	+355
Landlord /Tenant	47	↔		0
Misdemeanor	413	▼	+25.9%	+85
Other	93	▲	+12.0%	+10
Protective Orders	19	▼	-20.8%	-5
<b>GRAND TOTAL</b>	<b>2,810</b>	<b>▲</b>	<b>25.3%</b>	<b>+568</b>

\* Compared to same time period as previous year  
 7/11/2024 12:28:24PM

\*\* Case Type Categories are defined in the 2017 Virginia Judicial Workload Assessment  
 Source: SCV-SQL-Information



2024 Overall GRAND TOTAL		Distribution of Caseload			Change*		Percentage (%) of Caseload		
<b>864</b>	-75 -8.0%	<b>Criminal</b>	107	12%	64.6% ▲	+42	<b>Criminal</b>	2023 6.9%	2024 12.4%
2024		<b>Traffic</b>	586	68%	-20.7% ▼	-153	<b>Traffic</b>	78.7%	67.8%
2023		<b>Civil</b>	165	19%	29.9% ▲	+38	<b>Civil</b>	13.5%	19.1%
		<b>Civil Commitments</b>	6	1%	-25.0% ▼	-2	<b>Civil Commitments</b>	0.9%	0.7%
		<b>GRAND TOTAL</b>	<b>864</b>	100%	-8.0% ▼	-75	<b>GRAND TOTAL</b>	100%	100%

**Dispositions by Division & Code**

Division	Case Type Description	Code	Summary	Change	% Change	Absolute Change
<b>Criminal</b>	Misdemeanor	M	79	▲	+88.1%	+37
	Felony	F	10	▲	+11.1%	+1
	Capias	CA	7	▲	+250.0%	+5
	Civil Violation	CV	6	▼	-14.3%	-1
	Show Cause	SC	5	↔		-
	<b>Total</b>			<b>107</b>	<b>▲</b>	<b>64.6%</b>
<b>Traffic</b>	Infraction	I	481	▼	-19.4%	-116
	Misdemeanor	M	102	▼	-22.1%	-29
	Show Cause	SC	2	▼	-50.0%	-2
	Capias	CA	1	▼	-75.0%	-3
	Civil Violation	CV	0	▼	-100.0%	-1
	Felony	F	0	▼	-100.0%	-1
	Restricted Operators License	RL	0	▼	-100.0%	-1
	<b>Total</b>			<b>586</b>	<b>▼</b>	<b>-20.7%</b>
<b>Civil</b>	Warrant in Debt	WD	71	▲	+54.3%	+25
	Garnishment	GA	37	▼	-2.6%	-1
	Unlawful Detainer	UD	17	▲	+21.4%	+3
	Other	OT	14	▲	+133.3%	+8
	Admin License	AL	9	▲	+125.0%	+5
	Preliminary Protective Order	PP	7	▲	+133.3%	+4
	Protective Order	PO	6	▲	+100.0%	+3
	Detinue	DT	2	↔		-
	Abstract	AJ	1	↔		-
	Impoundment	IM	1	▲	-	+1
	Interrogatory	IN	0	▼	-100.0%	-6
	Show Cause	SC	0	▼	-100.0%	-4
	<b>Total</b>			<b>165</b>	<b>▲</b>	<b>29.9%</b>
<b>Civil Commitments</b>	Temporary Detention Order	TD	4	▲	+33.3%	+1
	Emergency Custody Order	EC	2	▼	-60.0%	-3
	<b>Total</b>			<b>6</b>	<b>▼</b>	<b>-25.0%</b>
<b>GRAND TOTAL</b>			<b>864</b>	<b>▼</b>	<b>-8.0%</b>	<b>-75</b>

**Dispositions by Major Case Category\*\***

Category	Summary	Change	% Change	Absolute Change
Felony	10	▼		0
Garnishment	37	▼	-15.9%	-7
General Civil	74	▲	+54.2%	+26
Infraction/Civil Violation	487	▼	-19.5%	-118
Landlord /Tenant	17	▲	+21.4%	+3
Misdemeanor	181	▼	+4.0%	+7
Other	45	▲	+18.4%	+7
Protective Orders	13	▲	+116.7%	+7
<b>GRAND TOTAL</b>	<b>864</b>	<b>▼</b>	<b>-8.0%</b>	<b>-75</b>

\* Compared to same time period as previous year  
 7/11/2024 12:28:24PM

\*\* Case Type Categories are defined in the 2017 Virginia Judicial Workload Assessment  
 Source: SCV-SQL-Information



2024 Overall GRAND TOTAL		Distribution of Caseload			Change*		Percentage (%) of Caseload		
<b>1,001</b>	+326 48.3%	<b>Criminal</b>	165	16%	60.2% ▲	+62	<b>Criminal</b>	2023 15.3%	2024 16.5%
2024	↑	<b>Traffic</b>	637	64%	58.5% ▲	+235	<b>Traffic</b>	59.6%	63.6%
2023		<b>Civil</b>	189	19%	18.1% ▲	+29	<b>Civil</b>	23.7%	18.9%
		<b>Civil Commitments</b>	10	1%	0.0%	0	<b>Civil Commitments</b>	1.5%	1.0%
		<b>GRAND TOTAL</b>	<b>1,001</b>	100%	48.3% ▲	+326	<b>GRAND TOTAL</b>	100%	100%

Dispositions by Division & Code

Division	Case Type Description	Code	Summary	Change	% Change	Absolute Change
<b>Criminal</b>	Misdemeanor	M	115	▲	+71.6%	+48
	Felony	F	27	▲	+285.7%	+20
	Capias	CA	11	▼	-21.4%	-3
	Civil Violation	CV	8	▲	+100.0%	+4
	Show Cause	SC	4	▼	-63.6%	-7
	<b>Total</b>			<b>165</b>	<b>▲</b>	<b>60.2%</b>
<b>Traffic</b>	Infraction	I	518	▲	+59.9%	+194
	Misdemeanor	M	115	▲	+55.4%	+41
	Felony	F	2	▲	+100.0%	+1
	Capias	CA	1	↔		-
	Civil Violation	CV	1	▲	-	+1
	Show Cause	SC	0	▼	-100.0%	-2
	<b>Total</b>			<b>637</b>	<b>▲</b>	<b>58.5%</b>
<b>Civil</b>	Warrant in Debt	WD	75	▲	+15.4%	+10
	Garnishment	GA	44	▲	+91.3%	+21
	Unlawful Detainer	UD	19	▲	+5.6%	+1
	Other	OT	16	▲	+6.7%	+1
	Admin License	AL	10	▼	-9.1%	-1
	Preliminary Protective Order	PP	8	▼	-20.0%	-2
	Impoundment	IM	4	↔		-
	Protective Order	PO	4	▼	-20.0%	-1
	Detinue	DT	3	▼	-25.0%	-1
	Abstract	AJ	2	↔		-
	Bond Forfeiture	BF	1	▲	-	+1
	Motion for Judgment	MJ	1	▲	-	+1
	Petition-Restore Arms	PR	1	▲	-	+1
	Tenants Assertion	TA	1	▲	-	+1
	Interrogatory	IN	0	▼	-100.0%	-1
	Show Cause	SC	0	▼	-100.0%	-2
<b>Total</b>			<b>189</b>	<b>▲</b>	<b>18.1%</b>	<b>+29</b>
<b>Civil Commitments</b>	Temporary Detention Order	TD	6	▼	-25.0%	-2
	Emergency Custody Order	EC	4	▲	+100.0%	+2
<b>Total</b>			<b>10</b>		<b>0.0%</b>	<b>0</b>
<b>GRAND TOTAL</b>			<b>1,001</b>	<b>▲</b>	<b>48.3%</b>	<b>+326</b>

Dispositions by Major Case Category\*\*

Category	Summary	Change	% Change	Absolute Change
Felony	29	▲	+262.5%	+21
Garnishment	44	▼	+83.3%	+20
General Civil	83	▲	+16.9%	+12
Infraction/Civil Violation	527	▲	+60.7%	+199
Landlord /Tenant	20	▲	+11.1%	+2
Misdemeanor	230	▲	+63.1%	+89
Other	56	▲	-20.0%	-14
Protective Orders	12	▼	-20.0%	-3
<b>GRAND TOTAL</b>	<b>1,001</b>	<b>▲</b>	<b>48.3%</b>	<b>+326</b>

\* Compared to same time period as previous year  
 7/11/2024 12:28:24PM

\*\* Case Type Categories are defined in the 2017 Virginia Judicial Workload Assessment  
 Source: SCV-SQL-Information



2024 Overall GRAND TOTAL		Distribution of Caseload			Change*		Percentage (%) of Caseload		
<b>5,490</b>	-390 -6.6%	<b>Criminal</b>	712	13%	58.9% ▲	+264	<b>Criminal</b>	2023 7.6%	2024 13.0%
2024		<b>Traffic</b>	4,251	77%	-14.9% ▼	-744	<b>Traffic</b>	84.9%	77.4%
2023		<b>Civil</b>	520	9%	22.6% ▲	+96	<b>Civil</b>	7.2%	9.5%
		<b>Civil Commitments</b>	7	0%	-46.2% ▼	-6	<b>Civil Commitments</b>	0.2%	0.1%
		<b>GRAND TOTAL</b>	<b>5,490</b>	100%	-6.6% ▼	-390	<b>GRAND TOTAL</b>	100%	100%

Dispositions by Division & Code

Division	Case Type Description	Code	Summary	Change	% Change	Absolute Change
<b>Criminal</b>	Misdemeanor	M	381	▲	+58.1%	+140
	Felony	F	214	▲	+40.8%	+62
	Capias	CA	66	▲	+164.0%	+41
	Show Cause	SC	26	▲	+160.0%	+16
	Civil Violation	CV	25	▲	+25.0%	+5
	<b>Total</b>			<b>712</b>	<b>▲</b>	<b>58.9%</b>
<b>Traffic</b>	Infraction	I	2,672	▼	-22.4%	-771
	Misdemeanor	M	1,439	▲	+2.1%	+29
	Capias	CA	70	▼	-13.6%	-11
	Show Cause	SC	44	▼	-2.2%	-1
	Civil Violation	CV	15	▲	-	+15
	Felony	F	11	▼	-31.3%	-5
<b>Total</b>			<b>4,251</b>	<b>▼</b>	<b>-14.9%</b>	<b>-744</b>
<b>Civil</b>	Warrant in Debt	WD	227	▲	+25.4%	+46
	Garnishment	GA	133	▲	+16.7%	+19
	Admin License	AL	51	▲	+64.5%	+20
	Other	OT	24	▲	+4.3%	+1
	Preliminary Protective Order	PP	22	▲	+214.3%	+15
	Unlawful Detainer	UD	21	▼	-8.7%	-2
	Impoundment	IM	9	▼	-55.0%	-11
	Protective Order	PO	9	▲	+12.5%	+1
	Abstract	AJ	6	↔	-	-
	Bond Forfeiture	BF	5	▲	+400.0%	+4
	Interrogatory	IN	4	▲	+300.0%	+3
	Show Cause	SC	4	↔	-	-
	Detinue	DT	3	▲	-	+3
	Motion for Judgment	MJ	2	▼	-33.3%	-1
	Counter Claim	CC	0	▼	-100.0%	-1
	Tenants Assertion	TA	0	▼	-100.0%	-1
<b>Total</b>			<b>520</b>	<b>▲</b>	<b>22.6%</b>	<b>+96</b>
<b>Civil Commitments</b>	Emergency Custody Order	EC	4	▼	-33.3%	-2
	Temporary Detention Order	TD	3	▼	-25.0%	-1
	Mental Commitment	MC	0	▼	-100.0%	-1
	Petition	PT	0	▼	-100.0%	-2
<b>Total</b>			<b>7</b>	<b>▼</b>	<b>-46.2%</b>	<b>-6</b>
<b>GRAND TOTAL</b>			<b>5,490</b>	<b>▼</b>	<b>-6.6%</b>	<b>-390</b>

Dispositions by Major Case Category\*\*

Category	Summary	Change	% Change	Absolute Change
Felony	225	▲	+33.9%	+57
Garnishment	137	▲	+19.1%	+22
General Civil	240	▲	+23.7%	+46
Infraction/Civil Violation	2,712	▲	-21.7%	-751
Involuntary Civil Commitments	0	▼	-100.0%	-2
Landlord /Tenant	21	▼	-12.5%	-3
Misdemeanor	1,820	▲	+10.2%	+169
Other	304	▲	+22.6%	+56

\* Compared to same time period as previous year  
 7/11/2024 12:28:24PM

\*\* Case Type Categories are defined in the 2017 Virginia Judicial Workload Assessment  
 Source: SCV-SQL-Information

**CPSS - GCMS CASELOAD STATISTICS OF THE GENERAL DISTRICT COURTS**  
January 2024 thru June 2024 Dispositions (Compared to January 2023 thru June 2023)

**New Kent**

District: 9 FIPS: 127

---

Protective Orders	31	▲	+106.7%	+16
<b>GRAND TOTAL</b>	<b>5,490</b>	▼	-6.6%	-390

---

\* Compared to same time period as previous year  
7/11/2024 12:28:24PM

\*\* Case Type Categories are defined in the 2017 Virginia Judicial Workload Assessment  
Source: SCV-SQL-Information

2024 Overall GRAND TOTAL		Distribution of Caseload			Change*		Percentage (%) of Caseload		
<b>9,920</b>	+2,006 25.3%	<b>Criminal</b>	1,361	14%	-1.1% ▼	-15	<b>Criminal</b>	2023 17.4%	2024 13.7%
2024	↑	<b>Traffic</b>	4,958	50%	54.2% ▲	+1,742	<b>Traffic</b>	40.6%	50.0%
2023		<b>Civil</b>	2,480	25%	13.1% ▲	+287	<b>Civil</b>	27.7%	25.0%
		<b>Civil Commitments</b>	1,121	11%	-0.7% ▼	-8	<b>Civil Commitments</b>	14.3%	11.3%
		<b>GRAND TOTAL</b>	<b>9,920</b>	100%	25.3% ▲	+2,006	<b>GRAND TOTAL</b>	100%	100%

**Dispositions by Division & Code**

Division	Case Type Description	Code	Summary	Change	% Change	Absolute Change
<b>Criminal</b>	Misdemeanor	M	749	▼	-3.5%	-27
	Felony	F	293	▲	+3.2%	+9
	Capias	CA	200	▲	+29.9%	+46
	Show Cause	SC	71	▼	-34.3%	-37
	Civil Violation	CV	29	▼	-9.4%	-3
	Motion	MO	19	▼	-13.6%	-3
	<b>Total</b>			<b>1,361</b>	▼	<b>-1.1%</b>
<b>Traffic</b>	Infraction	I	3,782	▲	+60.8%	+1,430
	Misdemeanor	M	1,039	▲	+35.3%	+271
	Civil Violation	CV	41	▲	-	+41
	Show Cause	SC	39	▼	-11.4%	-5
	Capias	CA	38	▲	+22.6%	+7
	Felony	F	18	▼	-10.0%	-2
	Restricted Operators License	RL	1	↔	-	-
<b>Total</b>			<b>4,958</b>	▲	<b>54.2%</b>	<b>+1,742</b>
<b>Civil</b>	Warrant in Debt	WD	967	▲	+42.4%	+288
	Unlawful Detainer	UD	621	▲	+8.8%	+50
	Garnishment	GA	492	▲	+2.7%	+13
	Other	OT	104	▲	-32.9%	-51
	Preliminary Protective Order	PP	61	▼	-6.2%	-4
	Protective Order	PO	48	▼	-14.3%	-8
	Admin License	AL	45	▼	-30.8%	-20
	Interrogatory	IN	35	▲	+20.7%	+6
	Show Cause	SC	23	▲	+228.6%	+16
	Impoundment	IM	21	▲	+200.0%	+14
	Detinue	DT	16	▲	+166.7%	+10
	Bond Forfeiture	BF	13	▲	-	+13
	Motion for Judgment	MJ	11	▼	-64.5%	-20
	Abstract	AJ	8	▼	-70.4%	-19
	Tenants Assertion	TA	7	▼	-41.7%	-5
	Capias	CA	3	▲	-	+3
	Counter Claim	CC	3	▼	-25.0%	-1
Overweight	OC	1	▲	-	+1	
Petition-Restore Arms	PR	1	▲	-	+1	
<b>Total</b>			<b>2,480</b>	▲	<b>13.1%</b>	<b>+287</b>
<b>Civil Commitments</b>	Mental Commitment	MC	682	▼	-3.1%	-22
	Other	OT	308	▲	+1.3%	+4
	Temporary Detention Order	TD	101	▲	+1.0%	+1
	Emergency Custody Order	EC	30	▲	+42.9%	+9
<b>Total</b>			<b>1,121</b>	▼	<b>-0.7%</b>	<b>-8</b>
<b>GRAND TOTAL</b>			<b>9,920</b>	▲	<b>25.3%</b>	<b>+2,006</b>

**Dispositions by Major Case Category\*\***

Category	Summary	Change	% Change	Absolute Change
Felony	311	▼	+2.3%	+7
Garnishment	527	▲	+3.7%	+19
General Civil	1,008	▲	+39.6%	+286
Infraction/Civil Violation	3,853	▲	+61.6%	+1,469

\* Compared to same time period as previous year  
 7/11/2024 12:28:24PM

\*\* Case Type Categories are defined in the 2017 Virginia Judicial Workload Assessment  
 Source: SCV-SQL-Information

**CPSS - GCMS CASELOAD STATISTICS OF THE GENERAL DISTRICT COURTS**  
 January 2024 thru June 2024 Dispositions (Compared to January 2023 thru June 2023)

Involuntary Civil Commitments	308	▲	+1.3%	+4
Landlord /Tenant	628	▼	+7.7%	+45
Misdemeanor	1,789	▲	+15.8%	+244
Other	1,387	▲	-3.9%	-56
Protective Orders	109	▼	-9.9%	-12
<b>GRAND TOTAL</b>	<b>9,920</b>	▲	25.3%	+2,006

\* Compared to same time period as previous year  
 7/11/2024 12:28:24PM

\*\* Case Type Categories are defined in the 2017 Virginia Judicial Workload Assessment  
 Source: SCV-SQL-Information

2024 Overall GRAND TOTAL		Distribution of Caseload			Change*		Percentage (%) of Caseload		
<b>10,794</b>	+2,227 26.0%	<b>Criminal</b>	1,197	11%	7.1% ▲	+79	<b>Criminal</b>	2023 13.1%	2024 11.1%
2024		<b>Traffic</b>	7,467	69%	33.3% ▲	+1,866	<b>Traffic</b>	65.4%	69.2%
2023		<b>Civil</b>	2,068	19%	14.3% ▲	+258	<b>Civil</b>	21.1%	19.2%
		<b>Civil Commitments</b>	62	1%	63.2% ▲	+24	<b>Civil Commitments</b>	0.4%	0.6%
		<b>GRAND TOTAL</b>	<b>10,794</b>	100%	26.0% ▲	+2,227	<b>GRAND TOTAL</b>	100%	100%

**Dispositions by Division & Code**

Division	Case Type Description	Code	Summary	Change	% Change	Absolute Change
<b>Criminal</b>	Misdemeanor	M	671	▲	+1.4%	+9
	Felony	F	306	▲	+15.0%	+40
	Capias	CA	135	▲	+33.7%	+34
	Show Cause	SC	55	▼	-15.4%	-10
	Civil Violation	CV	30	▲	+25.0%	+6
	<b>Total</b>			<b>1,197</b>	<b>▲</b>	<b>7.1%</b>
<b>Traffic</b>	Infraction	I	5,827	▲	+32.4%	+1,426
	Misdemeanor	M	1,588	▲	+38.0%	+437
	Capias	CA	33	▲	+57.1%	+12
	Felony	F	10	▼	-28.6%	-4
	Show Cause	SC	9	▼	-30.8%	-4
	Restricted Operators License	RL	0	▼	-100.0%	-1
	<b>Total</b>			<b>7,467</b>	<b>▲</b>	<b>33.3%</b>
<b>Civil</b>	Warrant in Debt	WD	847	▲	+27.8%	+184
	Garnishment	GA	486	↔		-
	Unlawful Detainer	UD	376	▼	-1.3%	-5
	Other	OT	106	▲	+53.6%	+37
	Admin License	AL	58	▲	+75.8%	+25
	Impoundment	IM	39	▲	+95.0%	+19
	Preliminary Protective Order	PP	37	▲	+37.0%	+10
	Abstract	AJ	33	▲	+94.1%	+16
	Protective Order	PO	26	▼	-31.6%	-12
	Interrogatory	IN	18	▼	-5.3%	-1
	Motion for Judgment	MJ	13	▼	-27.8%	-5
	Detinue	DT	8	▲	-	+8
	Show Cause	SC	8	▼	-38.5%	-5
	Zoning Violation	ZO	8	▼	-52.9%	-9
	Counter Claim	CC	3	▲	+200.0%	+2
	Petition-Restore Arms	PR	1	↔		-
	Tenants Assertion	TA	1	▼	-66.7%	-2
	Capias	CA	0	▼	-100.0%	-2
	Restricted Operators License	RL	0	▼	-100.0%	-1
	Third Party Claim	TH	0	▼	-100.0%	-1
<b>Total</b>			<b>2,068</b>	<b>▲</b>	<b>14.3%</b>	<b>+258</b>
<b>Civil Commitments</b>	Temporary Detention Order	TD	43	▲	+65.4%	+17
	Emergency Custody Order	EC	15	▲	+50.0%	+5
	Medical Emergency Temporary Detention Order	MT	4	▲	+100.0%	+2
	<b>Total</b>			<b>62</b>	<b>▲</b>	<b>63.2%</b>
<b>GRAND TOTAL</b>			<b>10,794</b>	<b>▲</b>	<b>26.0%</b>	<b>+2,227</b>

**Dispositions by Major Case Category\*\***

Category	Summary	Change	% Change	Absolute Change
Felony	316	▼	+12.9%	+36
Garnishment	504	▼	-0.2%	-1
General Civil	879	▲	+27.4%	+189
Infraction/Civil Violation	5,857	▲	+32.4%	+1,432
Landlord /Tenant	377	▼	-1.8%	-7
Misdemeanor	2,267	▼	+23.7%	+435

\* Compared to same time period as previous year  
 7/11/2024 12:28:24PM

\*\* Case Type Categories are defined in the 2017 Virginia Judicial Workload Assessment  
 Source: SCV-SQL-Information

**CPSS - GCMS CASELOAD STATISTICS OF THE GENERAL DISTRICT COURTS**  
 January 2024 thru June 2024 Dispositions (Compared to January 2023 thru June 2023)

Other	531	▲	+37.6%	+145
Protective Orders	63	▲	-3.1%	-2
<b>GRAND TOTAL</b>	<b>10,794</b>	▲	26.0%	+2,227

\* Compared to same time period as previous year  
 7/11/2024 12:28:24PM

\*\* Case Type Categories are defined in the 2017 Virginia Judicial Workload Assessment  
 Source: SCV-SQL-Information



2024 Overall GRAND TOTAL		Distribution of Caseload			Change*		Percentage (%) of Caseload		
<b>2,214</b>	+213 10.6%	<b>Criminal</b>	276	12%	-14.3% ▼	-46	<b>Criminal</b>	2023 16.1%	2024 12.5%
2024		<b>Traffic</b>	1,380	62%	7.6% ▲	+98	<b>Traffic</b>	64.1%	62.3%
2023		<b>Civil</b>	541	24%	42.7% ▲	+162	<b>Civil</b>	18.9%	24.4%
		<b>Civil Commitments</b>	17	1%	-5.6% ▼	-1	<b>Civil Commitments</b>	0.9%	0.8%
		<b>GRAND TOTAL</b>	<b>2,214</b>	100%	10.6% ▲	+213	<b>GRAND TOTAL</b>	100%	100%

**Dispositions by Division & Code**

Division	Case Type Description	Code	Summary	Change	% Change	Absolute Change
<b>Criminal</b>	Misdemeanor	M	150	▼	-17.6%	-32
	Felony	F	72	▲	+4.3%	+3
	Capias	CA	27	▼	-15.6%	-5
	Show Cause	SC	19	▼	-24.0%	-6
	Civil Violation	CV	8	▼	-42.9%	-6
	<b>Total</b>			<b>276</b>	▼	<b>-14.3%</b>
<b>Traffic</b>	Infraction	I	1,095	▲	+3.9%	+41
	Misdemeanor	M	257	▲	+32.5%	+63
	Show Cause	SC	11	▼	-8.3%	-1
	Felony	F	9	▼	-30.8%	-4
	Capias	CA	8	▼	-11.1%	-1
	<b>Total</b>			<b>1,380</b>	▲	<b>7.6%</b>
<b>Civil</b>	Warrant in Debt	WD	266	▲	+82.2%	+120
	Garnishment	GA	127	▲	+1.6%	+2
	Detinue	DT	32	▲	+45.5%	+10
	Preliminary Protective Order	PP	22	▲	+120.0%	+12
	Protective Order	PO	22	▲	+120.0%	+12
	Unlawful Detainer	UD	22	▼	-35.3%	-12
	Other	OT	17	▲	+41.7%	+5
	Show Cause	SC	10	▲	+233.3%	+7
	Admin License	AL	6	▼	-33.3%	-3
	Bond Forfeiture	BF	5	▲	+66.7%	+2
	Zoning Violation	ZO	4	▲	-	+4
	Abstract	AJ	3	↔	-	-
	Interrogatory	IN	2	▲	-	+2
	Impoundment	IM	1	▼	-50.0%	-1
	Motion for Judgment	MJ	1	▲	-	+1
	Restricted Operators License	RL	1	▲	-	+1
<b>Total</b>			<b>541</b>	▲	<b>42.7%</b>	<b>+162</b>
<b>Civil Commitments</b>	Emergency Custody Order	EC	12	▲	+100.0%	+6
	Temporary Detention Order	TD	5	▼	-50.0%	-5
	Mental Commitment	MC	0	▼	-100.0%	-2
	<b>Total</b>			<b>17</b>	▼	<b>-5.6%</b>
<b>GRAND TOTAL</b>			<b>2,214</b>	▲	10.6%	+213

**Dispositions by Major Case Category\*\***

Category	Summary	Change	% Change	Absolute Change
Felony	81	▼	-1.2%	-1
Garnishment	129	▲	+3.2%	+4
General Civil	301	▲	+79.2%	+133
Infraction/Civil Violation	1,103	▼	+3.3%	+35
Landlord /Tenant	22	▼	-35.3%	-12
Misdemeanor	412	▲	+9.6%	+36
Other	122	▲	-4.7%	-6
Protective Orders	44	▲	+120.0%	+24
<b>GRAND TOTAL</b>	<b>2,214</b>	▲	10.6%	+213

\* Compared to same time period as previous year  
 7/11/2024 12:28:24PM

\*\* Case Type Categories are defined in the 2017 Virginia Judicial Workload Assessment  
 Source: SCV-SQL-Information



2024 Overall GRAND TOTAL		Distribution of Caseload			Change*		Percentage (%) of Caseload		
<b>1,940</b>	+290 17.6%	<b>Criminal</b>	297	15%	10.0% ▲	+27	<b>Criminal</b>	2023 16.4%	2024 15.3%
2024	↑	<b>Traffic</b>	1,268	65%	18.5% ▲	+198	<b>Traffic</b>	64.8%	65.4%
2023		<b>Civil</b>	360	19%	24.6% ▲	+71	<b>Civil</b>	17.5%	18.6%
		<b>Civil Commitments</b>	15	1%	-28.6% ▼	-6	<b>Civil Commitments</b>	1.3%	0.8%
		<b>GRAND TOTAL</b>	<b>1,940</b>	100%	17.6% ▲	+290	<b>GRAND TOTAL</b>	100%	100%

**Dispositions by Division & Code**

Division	Case Type Description	Code	Summary	Change	% Change	Absolute Change
<b>Criminal</b>	Misdemeanor	M	180	▲	+13.9%	+22
	Felony	F	65	▼	-11.0%	-8
	Show Cause	SC	25	▲	+4.2%	+1
	Capias	CA	21	▲	+75.0%	+9
	Civil Violation	CV	6	▲	+100.0%	+3
	<b>Total</b>			<b>297</b>	▲	<b>10.0%</b>
<b>Traffic</b>	Infraction	I	1,028	▲	+14.6%	+131
	Misdemeanor	M	231	▲	+38.3%	+64
	Show Cause	SC	4	▼	-20.0%	-1
	Civil Violation	CV	3	▲	-	+3
	Capias	CA	1	▲	-	+1
	Felony	F	1	↔	-	-
	<b>Total</b>			<b>1,268</b>	▲	<b>18.5%</b>
<b>Civil</b>	Warrant in Debt	WD	161	▲	+45.0%	+50
	Garnishment	GA	72	▲	+14.3%	+9
	Impoundment	IM	28	▲	+154.5%	+17
	Other	OT	27	▲	+3.8%	+1
	Unlawful Detainer	UD	22	▼	-29.0%	-9
	Preliminary Protective Order	PP	17	▲	+6.3%	+1
	Admin License	AL	14	▲	+16.7%	+2
	Protective Order	PO	11	▲	+37.5%	+3
	Detinue	DT	4	▲	+33.3%	+1
	Motion for Judgment	MJ	2	↔	-	-
	Bond Forfeiture	BF	1	▲	-	+1
	Show Cause	SC	1	▼	-80.0%	-4
	Overweight	OC	0	▼	-100.0%	-1
	<b>Total</b>			<b>360</b>	▲	<b>24.6%</b>
<b>Civil Commitments</b>	Temporary Detention Order	TD	12	▼	-25.0%	-4
	Emergency Custody Order	EC	2	▼	-50.0%	-2
	Mental Commitment	MC	1	▲	-	+1
	Petition	PT	0	▼	-100.0%	-1
	<b>Total</b>			<b>15</b>	▼	<b>-28.6%</b>
<b>GRAND TOTAL</b>			<b>1,940</b>	▲	17.6%	+290

**Dispositions by Major Case Category\*\***

Category	Summary	Change	% Change	Absolute Change
Felony	66	▼	-10.8%	-8
Garnishment	72	▲	+14.3%	+9
General Civil	170	▲	+42.9%	+51
Infraction/Civil Violation	1,037	▲	+15.1%	+136
Involuntary Civil Commitments	0	▼	-100.0%	-1
Landlord /Tenant	22	▼	-29.0%	-9
Misdemeanor	411	▲	+26.5%	+86
Other	134	▲	+19.6%	+22
Protective Orders	28	▲	+16.7%	+4
<b>GRAND TOTAL</b>	<b>1,940</b>	▲	17.6%	+290

\* Compared to same time period as previous year  
 7/11/2024 12:28:24PM

\*\* Case Type Categories are defined in the 2017 Virginia Judicial Workload Assessment  
 Source: SCV-SQL-Information



2024 Overall GRAND TOTAL		Distribution of Caseload			Change*		Percentage (%) of Caseload		
<b>2,002</b>	-687 -25.5%	<b>Criminal</b>	207	10%	2.0% ▲	+4	<b>Criminal</b>	2023 7.5%	2024 10.3%
2024		<b>Traffic</b>	1,496	75%	-31.7% ▼	-694	<b>Traffic</b>	81.4%	74.7%
2023		<b>Civil</b>	290	14%	-0.3% ▼	-1	<b>Civil</b>	10.8%	14.5%
		<b>Civil Commitments</b>	9	0%	80.0% ▲	+4	<b>Civil Commitments</b>	0.2%	0.4%
		<b>GRAND TOTAL</b>	<b>2,002</b>	100%	-25.5% ▼	-687	<b>GRAND TOTAL</b>	100%	100%

Dispositions by Division & Code

Division	Case Type Description	Code	Summary	Change	% Change	Absolute Change
<b>Criminal</b>	Misdemeanor	M	125	▼	-0.8%	-1
	Felony	F	56	▲	+86.7%	+26
	Show Cause	SC	16	▲	+23.1%	+3
	Capias	CA	7	▼	-78.8%	-26
	Civil Violation	CV	3	▲	+200.0%	+2
	<b>Total</b>			<b>207</b>	▲	<b>2.0%</b>
<b>Traffic</b>	Infraction	I	1,217	▼	-34.2%	-633
	Misdemeanor	M	251	▼	-7.0%	-19
	Show Cause	SC	15	▼	-37.5%	-9
	Capias	CA	9	▼	-77.5%	-31
	Felony	F	4	▼	-33.3%	-2
	<b>Total</b>			<b>1,496</b>	▼	<b>-31.7%</b>
<b>Civil</b>	Warrant in Debt	WD	155	▲	+20.2%	+26
	Garnishment	GA	66	▲	+8.2%	+5
	Other	OT	28	▼	+16.7%	+4
	Unlawful Detainer	UD	13	▼	-55.2%	-16
	Protective Order	PO	7	▼	-50.0%	-7
	Admin License	AL	5	↔		-
	Preliminary Protective Order	PP	5	▼	-61.5%	-8
	Bond Forfeiture	BF	4	▲	+300.0%	+3
	Impoundment	IM	4	▼	-60.0%	-6
	Abstract	AJ	1	▲	-	+1
	Detinue	DT	1	▲	-	+1
	Tenants Assertion	TA	1	▲	-	+1
	Interrogatory	IN	0	▼	-100.0%	-2
	Show Cause	SC	0	▼	-100.0%	-3
<b>Total</b>			<b>290</b>	▼	<b>-0.3%</b>	<b>-1</b>
<b>Civil Commitments</b>	Temporary Detention Order	TD	8	▲	+60.0%	+3
	Emergency Custody Order	EC	1	▲	-	+1
	<b>Total</b>		<b>9</b>	▲	<b>80.0%</b>	<b>+4</b>
<b>GRAND TOTAL</b>			<b>2,002</b>	▼	-25.5%	-687

Dispositions by Major Case Category\*\*

Category	Summary	Change	% Change	Absolute Change
Felony	60	▲	+66.7%	+24
Garnishment	66	▼	+4.8%	+3
General Civil	157	▲	+18.9%	+25
Infraction/Civil Violation	1,220	▲	-34.1%	-631
Landlord /Tenant	14	▲	-51.7%	-15
Misdemeanor	376	▼	-5.1%	-20
Other	97	▲	-37.4%	-58
Protective Orders	12	▼	-55.6%	-15
<b>GRAND TOTAL</b>	<b>2,002</b>	▼	-25.5%	-687

\* Compared to same time period as previous year  
 7/11/2024 12:28:24PM

\*\* Case Type Categories are defined in the 2017 Virginia Judicial Workload Assessment  
 Source: SCV-SQL-Information

2024 Overall GRAND TOTAL		Distribution of Caseload			Change*		Percentage (%) of Caseload		
<b>1,576</b>	-336 -17.6%	<b>Criminal</b>	120	8%	39.5% ▲	+34	<b>Criminal</b>	2023 4.5%	2024 7.6%
2024		<b>Traffic</b>	1,189	75%	-26.4% ▼	-427	<b>Traffic</b>	84.5%	75.4%
2023		<b>Civil</b>	258	16%	29.6% ▲	+59	<b>Civil</b>	10.4%	16.4%
		<b>Civil Commitments</b>	9	1%	-18.2% ▼	-2	<b>Civil Commitments</b>	0.6%	0.6%
		<b>GRAND TOTAL</b>	<b>1,576</b>	100%	-17.6% ▼	-336	<b>GRAND TOTAL</b>	100%	100%

**Dispositions by Division & Code**

Division	Case Type Description	Code	Summary	Change	% Change	Absolute Change
<b>Criminal</b>	Misdemeanor	M	80	▲	+40.4%	+23
	Felony	F	26	▲	+136.4%	+15
	Capias	CA	7	▲	+16.7%	+1
	Show Cause	SC	7	▼	-30.0%	-3
	Civil Violation	CV	0	▼	-100.0%	-2
	<b>Total</b>			<b>120</b>	▲	<b>39.5%</b>
<b>Traffic</b>	Infraction	I	1,001	▼	-28.9%	-407
	Misdemeanor	M	182	▼	-7.6%	-15
	Capias	CA	3	▼	-25.0%	-1
	Show Cause	SC	3	▼	-57.1%	-4
	<b>Total</b>			<b>1,189</b>	▼	<b>-26.4%</b>
<b>Civil</b>	Warrant in Debt	WD	131	▲	+111.3%	+69
	Garnishment	GA	63	▼	-6.0%	-4
	Other	OT	19	▼	+26.7%	+4
	Unlawful Detainer	UD	17	▼	-19.0%	-4
	Preliminary Protective Order	PP	11	▼	-31.3%	-5
	Abstract	AJ	3	▲	-	+3
	Admin License	AL	3	▼	-25.0%	-1
	Impoundment	IM	3	▼	-62.5%	-5
	Protective Order	PO	3	↔	-	-
	Show Cause	SC	2	▲	-	+2
	Detinue	DT	1	↔	-	-
	Overweight	OC	1	▲	-	+1
	Restricted Operators License	RL	1	▲	-	+1
	Interrogatory	IN	0	▼	-100.0%	-1
	Motion for Judgment	MJ	0	▼	-100.0%	-1
<b>Total</b>			<b>258</b>	▲	<b>29.6%</b>	<b>+59</b>
<b>Civil Commitments</b>	Temporary Detention Order	TD	7	▼	-12.5%	-1
	Emergency Custody Order	EC	2	▼	-33.3%	-1
	<b>Total</b>			<b>9</b>	▼	<b>-18.2%</b>
<b>GRAND TOTAL</b>			<b>1,576</b>	▼	-17.6%	-336

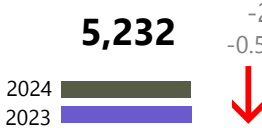
**Dispositions by Major Case Category\*\***

Category	Summary	Change	% Change	Absolute Change
Felony	26	▲	+136.4%	+15
Garnishment	63	▼	-7.4%	-5
General Civil	132	▼	+103.1%	+67
Infraction/Civil Violation	1,002	▲	-28.9%	-408
Landlord /Tenant	17	▼	-19.0%	-4
Misdemeanor	263	▲	+3.5%	+9
Other	59	▲	-7.8%	-5
Protective Orders	14	▼	-26.3%	-5
<b>GRAND TOTAL</b>	<b>1,576</b>	▼	-17.6%	-336

\* Compared to same time period as previous year  
 7/11/2024 12:28:24PM

\*\* Case Type Categories are defined in the 2017 Virginia Judicial Workload Assessment  
 Source: SCV-SQL-Information

**CPSS - GCMS CASELOAD STATISTICS OF THE GENERAL DISTRICT COURTS**  
 January 2024 thru June 2024 Dispositions (Compared to January 2023 thru June 2023)

2024 Overall GRAND TOTAL		Distribution of Caseload			Change*		Percentage (%) of Caseload		
<b>5,232</b>	-24 -0.5%	<b>Criminal</b>	845	16%	5.6% ▲	+45	<b>Criminal</b>	2023 15.2%	2024 16.2%
		<b>Traffic</b>	3,306	63%	-4.5% ▼	-157	<b>Traffic</b>	65.9%	63.2%
		<b>Civil</b>	1,028	20%	8.4% ▲	+80	<b>Civil</b>	18.0%	19.6%
		<b>Civil Commitments</b>	53	1%	17.8% ▲	+8	<b>Civil Commitments</b>	0.9%	1.0%
		<b>GRAND TOTAL</b>	<b>5,232</b>	100%	-0.5% ▼	-24	<b>GRAND TOTAL</b>	100%	100%

**Dispositions by Division & Code**

Division	Case Type Description	Code	Summary	Change	% Change	Absolute Change
<b>Criminal</b>	Misdemeanor	M	485	▲	+14.4%	+61
	Felony	F	184	▲	+11.5%	+19
	Capias	CA	78	▼	-17.9%	-17
	Show Cause	SC	68	▼	-12.8%	-10
	Civil Violation	CV	24	▼	-22.6%	-7
	Restricted Operators License	RL	6	▼	-14.3%	-1
	<b>Total</b>			<b>845</b>	<b>▲</b>	<b>5.6%</b>
<b>Traffic</b>	Infraction	I	2,574	▼	-10.2%	-291
	Misdemeanor	M	656	▲	+24.5%	+129
	Show Cause	SC	35	▲	+25.0%	+7
	Capias	CA	28	↔		-
	Restricted Operators License	RL	6	▲	+20.0%	+1
	Felony	F	5	▼	-50.0%	-5
	Civil Violation	CV	1	▲	-	+1
	Motion	MO	1	▲	-	+1
<b>Total</b>			<b>3,306</b>	<b>▼</b>	<b>-4.5%</b>	<b>-157</b>
<b>Civil</b>	Warrant in Debt	WD	461	▲	+16.7%	+66
	Garnishment	GA	284	▲	+16.9%	+41
	Other	OT	77	▲	+5.5%	+4
	Unlawful Detainer	UD	51	▼	-32.0%	-24
	Admin License	AL	41	▲	+5.1%	+2
	Preliminary Protective Order	PP	39	▲	+18.2%	+6
	Detinue	DT	34	▼	-35.8%	-19
	Protective Order	PO	17	▲	+70.0%	+7
	Bond Forfeiture	BF	7	▼	-22.2%	-2
	Impoundment	IM	6	▼	-45.5%	-5
	Interrogatory	IN	5	▲	-	+5
	Show Cause	SC	4	▲	-	+4
	Abstract	AJ	1	▼	-80.0%	-4
	Petition-Restore Arms	PR	1	▲	-	+1
	Motion for Judgment	MJ	0	▼	-100.0%	-1
Overweight	OC	0	▼	-100.0%	-1	
<b>Total</b>			<b>1,028</b>	<b>▲</b>	<b>8.4%</b>	<b>+80</b>
<b>Civil Commitments</b>	Temporary Detention Order	TD	29	▲	+16.0%	+4
	Emergency Custody Order	EC	23	▲	+21.1%	+4
	Mental Commitment	MC	1	▲	-	+1
	Medical Emergency Temporary Detention Order	MT	0	▼	-100.0%	-1
<b>Total</b>			<b>53</b>	<b>▲</b>	<b>17.8%</b>	<b>+8</b>
<b>GRAND TOTAL</b>			<b>5,232</b>	<b>▼</b>	<b>-0.5%</b>	<b>-24</b>

**Dispositions by Major Case Category\*\***

Category	Summary	Change	% Change	Absolute Change
Felony	189	▼	+8.0%	+14
Garnishment	289	▲	+18.9%	+46
General Civil	500	▲	+10.6%	+48
Infraction/Civil Violation	2,599	▲	-10.3%	-298
Landlord /Tenant	51	▼	-32.0%	-24
Misdemeanor	1,153	▲	+19.7%	+190

\* Compared to same time period as previous year  
 7/11/2024 12:28:24PM

\*\* Case Type Categories are defined in the 2017 Virginia Judicial Workload Assessment  
 Source: SCV-SQL-Information

**CPSS - GCMS CASELOAD STATISTICS OF THE GENERAL DISTRICT COURTS**

January 2024 thru June 2024 Dispositions (Compared to January 2023 thru June 2023)

Other	395	▲	-3.2%	-13
Protective Orders	56	▲	+30.2%	+13
<b>GRAND TOTAL</b>	<b>5,232</b>	▼	-0.5%	-24

\* Compared to same time period as previous year  
7/11/2024 12:28:24PM

\*\* Case Type Categories are defined in the 2017 Virginia Judicial Workload Assessment  
Source: SCV-SQL-Information



2024 Overall GRAND TOTAL		Distribution of Caseload			Change*		Percentage (%) of Caseload		
<b>1,147</b>	+57 5.2%	<b>Criminal</b>	191	17%	3.2% ▲	+6	<b>Criminal</b>	2023 17.0%	2024 16.7%
2024	↑	<b>Traffic</b>	698	61%	3.1% ▲	+21	<b>Traffic</b>	62.1%	60.9%
2023		<b>Civil</b>	255	22%	13.8% ▲	+31	<b>Civil</b>	20.6%	22.2%
		<b>Civil Commitments</b>	3	0%	-25.0% ▼	-1	<b>Civil Commitments</b>	0.4%	0.3%
		<b>GRAND TOTAL</b>	<b>1,147</b>	100%	5.2% ▲	+57	<b>GRAND TOTAL</b>	100%	100%

Dispositions by Division & Code

Division	Case Type Description	Code	Summary	Change	% Change	Absolute Change
<b>Criminal</b>	Misdemeanor	M	112	▲	+19.1%	+18
	Felony	F	44	▲	+51.7%	+15
	Show Cause	SC	19	▼	-34.5%	-10
	Capias	CA	10	▼	-60.0%	-15
	Civil Violation	CV	6	▼	-25.0%	-2
	<b>Total</b>			<b>191</b>	<b>▲</b>	<b>3.2%</b>
<b>Traffic</b>	Infraction	I	557	▲	+22.7%	+103
	Misdemeanor	M	138	▼	-16.4%	-27
	Capias	CA	1	▼	-96.9%	-31
	Felony	F	1	↔		-
	Show Cause	SC	1	▼	-96.0%	-24
<b>Total</b>			<b>698</b>	<b>▲</b>	<b>3.1%</b>	<b>+21</b>
<b>Civil</b>	Warrant in Debt	WD	123	▲	+83.6%	+56
	Garnishment	GA	54	▼	-6.9%	-4
	Other	OT	26	▲	-3.7%	-1
	Unlawful Detainer	UD	26	▼	-13.3%	-4
	Preliminary Protective Order	PP	12	▼	-20.0%	-3
	Protective Order	PO	10	▼	-41.2%	-7
	Admin License	AL	1	↔		-
	Detinue	DT	1	▼	-50.0%	-1
	Interrogatory	IN	1	▲	-	+1
	Motion for Judgment	MJ	1	▼	-66.7%	-2
	Abstract	AJ	0	▼	-100.0%	-2
	Petition-Restore Arms	PR	0	▼	-100.0%	-1
	Show Cause	SC	0	▼	-100.0%	-1
	<b>Total</b>			<b>255</b>	<b>▲</b>	<b>13.8%</b>
<b>Civil Commitments</b>	Emergency Custody Order	EC	2	↔		-
	Temporary Detention Order	TD	1	▼	-50.0%	-1
	<b>Total</b>		<b>3</b>	<b>▼</b>	<b>-25.0%</b>	<b>-1</b>
<b>GRAND TOTAL</b>			<b>1,147</b>	<b>▲</b>	5.2%	+57

Dispositions by Major Case Category\*\*

Category	Summary	Change	% Change	Absolute Change
Felony	45	▲	+50.0%	+15
Garnishment	55	▲	-5.2%	-3
General Civil	126	▲	+72.6%	+53
Infraction/Civil Violation	563	▼	+21.9%	+101
Landlord /Tenant	26	▼	-13.3%	-4
Misdemeanor	250	▲	-3.5%	-9
Other	60	▼	-58.9%	-86
Protective Orders	22	▼	-31.3%	-10
<b>GRAND TOTAL</b>	<b>1,147</b>	<b>▲</b>	5.2%	+57

\* Compared to same time period as previous year  
 7/11/2024 12:28:24PM

\*\* Case Type Categories are defined in the 2017 Virginia Judicial Workload Assessment  
 Source: SCV-SQL-Information

2024 Overall GRAND TOTAL		Distribution of Caseload			Change*		Percentage (%) of Caseload		
<b>7,725</b>	+695 9.9%	<b>Criminal</b>	801	10%	19.9% ▲	+133	<b>Criminal</b>	2023 9.5%	2024 10.4%
2024		<b>Traffic</b>	5,834	76%	7.0% ▲	+383	<b>Traffic</b>	77.5%	75.5%
2023		<b>Civil</b>	1,036	13%	19.9% ▲	+172	<b>Civil</b>	12.3%	13.4%
		<b>Civil Commitments</b>	54	1%	14.9% ▲	+7	<b>Civil Commitments</b>	0.7%	0.7%
		<b>GRAND TOTAL</b>	<b>7,725</b>	100%	9.9% ▲	+695	<b>GRAND TOTAL</b>	100%	100%

**Dispositions by Division & Code**

Division	Case Type Description	Code	Summary	Change	% Change	Absolute Change
<b>Criminal</b>	Misdemeanor	M	471	▲	+35.0%	+122
	Felony	F	163	▲	+2.5%	+4
	Show Cause	SC	82	▲	+18.8%	+13
	Capias	CA	65	▼	-9.7%	-7
	Civil Violation	CV	20	▲	+5.3%	+1
	<b>Total</b>			<b>801</b>	<b>▲</b>	<b>19.9%</b>
<b>Traffic</b>	Infraction	I	4,373	▲	+4.5%	+189
	Misdemeanor	M	1,414	▲	+15.1%	+186
	Capias	CA	21	▼	-22.2%	-6
	Show Cause	SC	18	▲	+350.0%	+14
	Felony	F	6	▼	-14.3%	-1
	Civil Violation	CV	2	▲	+100.0%	+1
	<b>Total</b>			<b>5,834</b>	<b>▲</b>	<b>7.0%</b>
<b>Civil</b>	Warrant in Debt	WD	419	▲	+57.5%	+153
	Garnishment	GA	255	▲	+23.2%	+48
	Unlawful Detainer	UD	97	▼	-26.0%	-34
	Detinue	DT	78	▼	-4.9%	-4
	Other	OT	54	▼	+1.9%	+1
	Protective Order	PO	30	▲	+76.5%	+13
	Bond Forfeiture	BF	25	▼	-3.8%	-1
	Preliminary Protective Order	PP	24	▼	-22.6%	-7
	Admin License	AL	21	▼	-8.7%	-2
	Impoundment	IM	12	▲	+71.4%	+5
	Abstract	AJ	7	▼	-30.0%	-3
	Motion for Judgment	MJ	6	▲	+200.0%	+4
	Interrogatory	IN	4	▼	-20.0%	-1
	Show Cause	SC	3	↔		-
	Petition-Restore Arms	PR	1	▲	-	+1
	Tenants Assertion	TA	0	▼	-100.0%	-1
<b>Total</b>			<b>1,036</b>	<b>▲</b>	<b>19.9%</b>	<b>+172</b>
<b>Civil Commitments</b>	Temporary Detention Order	TD	33	▲	+13.8%	+4
	Emergency Custody Order	EC	20	▲	+11.1%	+2
	Mental Commitment	MC	1	▲	-	+1
	<b>Total</b>			<b>54</b>	<b>▲</b>	<b>14.9%</b>
<b>GRAND TOTAL</b>			<b>7,725</b>	<b>▲</b>	<b>9.9%</b>	<b>+695</b>

**Dispositions by Major Case Category\*\***

Category	Summary	Change	% Change	Absolute Change
Felony	169	▼	+1.8%	+3
Garnishment	259	▲	+22.2%	+47
General Civil	506	▲	+43.3%	+153
Infraction/Civil Violation	4,395	▲	+4.5%	+191
Landlord /Tenant	97	▼	-26.5%	-35
Misdemeanor	1,885	▲	+19.5%	+308
Other	360	▲	+6.5%	+22
Protective Orders	54	▲	+12.5%	+6
<b>GRAND TOTAL</b>	<b>7,725</b>	<b>▲</b>	<b>9.9%</b>	<b>+695</b>

\* Compared to same time period as previous year  
 7/11/2024 12:28:24PM

\*\* Case Type Categories are defined in the 2017 Virginia Judicial Workload Assessment  
 Source: SCV-SQL-Information



2024 Overall GRAND TOTAL		Distribution of Caseload			Change*		Percentage (%) of Caseload		
<b>4,581</b>	-310 -6.3%	<b>Criminal</b>	579	13%	16.0% ▲	+80	<b>Criminal</b>	2023 10.2%	2024 12.6%
2024		<b>Traffic</b>	3,121	68%	-13.9% ▼	-502	<b>Traffic</b>	74.1%	68.1%
2023		<b>Civil</b>	833	18%	16.2% ▲	+116	<b>Civil</b>	14.7%	18.2%
		<b>Civil Commitments</b>	48	1%	-7.7% ▼	-4	<b>Civil Commitments</b>	1.1%	1.0%
		<b>GRAND TOTAL</b>	<b>4,581</b>	100%	-6.3% ▼	-310	<b>GRAND TOTAL</b>	100%	100%

Dispositions by Division & Code

Division	Case Type Description	Code	Summary	Change	% Change	Absolute Change
<b>Criminal</b>	Misdemeanor	M	368	▲	+28.7%	+82
	Show Cause	SC	80	▲	+11.1%	+8
	Felony	F	75	▼	-3.8%	-3
	Capias	CA	39	▼	-13.3%	-6
	Civil Violation	CV	17	▼	-5.6%	-1
	<b>Total</b>			<b>579</b>	<b>▲</b>	<b>16.0%</b>
<b>Traffic</b>	Infraction	I	2,732	▼	-16.0%	-521
	Misdemeanor	M	367	▲	+4.0%	+14
	Capias	CA	12	▲	+140.0%	+7
	Show Cause	SC	6	▼	-40.0%	-4
	Felony	F	3	▲	+50.0%	+1
	Civil Violation	CV	1	▲	-	+1
	<b>Total</b>			<b>3,121</b>	<b>▼</b>	<b>-13.9%</b>
<b>Civil</b>	Warrant in Debt	WD	289	▲	+57.1%	+105
	Garnishment	GA	212	▲	+6.0%	+12
	Unlawful Detainer	UD	133	▼	-2.9%	-4
	Detinue	DT	77	▼	-10.5%	-9
	Other	OT	41	▼	+2.5%	+1
	Admin License	AL	36	▼	-26.5%	-13
	Preliminary Protective Order	PP	14	▲	+100.0%	+7
	Show Cause	SC	11	▲	+1,000.0%	+10
	Protective Order	PO	9	▼	-18.2%	-2
	Interrogatory	IN	4	▲	-	+4
	Abstract	AJ	2	▲	-	+2
	Motion for Judgment	MJ	2	▲	-	+2
	Tenants Assertion	TA	2	▲	-	+2
	Restricted Operators License	RL	1	▲	-	+1
	Impoundment	IM	0	▼	-100.0%	-1
	Third Party Claim	TH	0	▼	-100.0%	-1
<b>Total</b>			<b>833</b>	<b>▲</b>	<b>16.2%</b>	<b>+116</b>
<b>Civil Commitments</b>	Temporary Detention Order	TD	31	▼	-3.1%	-1
	Emergency Custody Order	EC	16	▼	-15.8%	-3
	Medical Emergency Temporary Detention Order	MT	1	▲	-	+1
	Medical Emergency Custody Order	ME	0	▼	-100.0%	-1
	<b>Total</b>			<b>48</b>	<b>▼</b>	<b>-7.7%</b>
<b>GRAND TOTAL</b>			<b>4,581</b>	<b>▼</b>	<b>-6.3%</b>	<b>-310</b>

Dispositions by Major Case Category\*\*

Category	Summary	Change	% Change	Absolute Change
Felony	78	▲	-2.5%	-2
Garnishment	216	▲	+8.0%	+16
General Civil	368	▲	+35.3%	+96
Infraction/Civil Violation	2,750	▲	-15.9%	-521
Landlord /Tenant	135	▲	-1.5%	-2
Misdemeanor	736	▲	+15.2%	+97
Other	275	▲	+0.4%	+1
Protective Orders	23	▲	+27.8%	+5

\* Compared to same time period as previous year  
 7/11/2024 12:28:24PM

\*\* Case Type Categories are defined in the 2017 Virginia Judicial Workload Assessment  
 Source: SCV-SQL-Information

**CPSS - GCMS CASELOAD STATISTICS OF THE GENERAL DISTRICT COURTS**  
January 2024 thru June 2024 Dispositions (Compared to January 2023 thru June 2023)

---

<i><b>GRAND TOTAL</b></i>	<b>4,581</b>	▼	-6.3%	-310
---------------------------	--------------	---	-------	------

---

\* Compared to same time period as previous year  
7/11/2024 12:28:24PM

\*\* Case Type Categories are defined in the 2017 Virginia Judicial Workload Assessment  
Source: SCV-SQL-Information

2024 Overall GRAND TOTAL		Distribution of Caseload			Change*		Percentage (%) of Caseload			
2024	1,553	Criminal	159	10%	42.0% ▲	+47	Criminal	2023	7.9%	10.2%
2023	+135 9.5%	Traffic	1,081	70%	6.9% ▲	+70	Traffic	2024	71.3%	69.6%
		Civil	305	20%	7.4% ▲	+21	Civil		20.0%	19.6%
		Civil Commitments	8	1%	-27.3% ▼	-3	Civil Commitments		0.8%	0.5%
		<b>GRAND TOTAL</b>	<b>1,553</b>	<b>100%</b>	<b>9.5% ▲</b>	<b>+135</b>	<b>GRAND TOTAL</b>	<b>100%</b>	<b>100%</b>	

Dispositions by Division & Code

Division	Case Type Description	Code	Summary	Change	% Change	Absolute Change
<b>Criminal</b>	Misdemeanor	M	87	▲	+24.3%	+17
	Felony	F	38	▲	+40.7%	+11
	Capias	CA	14	▲	+180.0%	+9
	Show Cause	SC	13	▲	+225.0%	+9
	Civil Violation	CV	7	▲	+16.7%	+1
	<b>Total</b>			<b>159</b>	<b>▲</b>	<b>42.0%</b>
<b>Traffic</b>	Infraction	I	819	▲	+7.3%	+56
	Misdemeanor	M	235	▲	+4.4%	+10
	Show Cause	SC	13	↔		-
	Capias	CA	8	▲	+14.3%	+1
	Felony	F	4	▲	+33.3%	+1
	Restricted Operators License	RL	2	▲	-	+2
	<b>Total</b>			<b>1,081</b>	<b>▲</b>	<b>6.9%</b>
<b>Civil</b>	Warrant in Debt	WD	168	▲	+28.2%	+37
	Garnishment	GA	82	▲	+15.5%	+11
	Admin License	AL	16	▼	-27.3%	-6
	Unlawful Detainer	UD	15	▼	-37.5%	-9
	Other	OT	6	▲	-53.8%	-7
	Protective Order	PO	5	▲	+25.0%	+1
	Abstract	AJ	4	↔		-
	Detinue	DT	4	▲	-	+4
	Impoundment	IM	2	▼	-50.0%	-2
	Preliminary Protective Order	PP	2	▼	-66.7%	-4
	Petition-Restore Arms	PR	1	▲	-	+1
	Interrogatory	IN	0	▼	-100.0%	-1
	Motion for Judgment	MJ	0	▼	-100.0%	-1
	Show Cause	SC	0	▼	-100.0%	-3
	<b>Total</b>			<b>305</b>	<b>▲</b>	<b>7.4%</b>
<b>Civil Commitments</b>	Temporary Detention Order	TD	5	▼	-16.7%	-1
	Emergency Custody Order	EC	3	▼	-40.0%	-2
	<b>Total</b>			<b>8</b>	<b>▼</b>	<b>-27.3%</b>
<b>GRAND TOTAL</b>			<b>1,553</b>	<b>▲</b>	<b>9.5%</b>	<b>+135</b>

Dispositions by Major Case Category\*\*

Category	Summary	Change	% Change	Absolute Change	
Felony	42	▲	+40.0%	+12	
Garnishment	82	▼	+13.9%	+10	
General Civil	174	▲	+31.8%	+42	
Infraction/Civil Violation	826	▲	+7.4%	+57	
Landlord /Tenant	15	▼	-37.5%	-9	
Misdemeanor	324	▲	+9.8%	+29	
Other	83	▲	-3.5%	-3	
Protective Orders	7	▼	-30.0%	-3	
<b>GRAND TOTAL</b>		<b>1,553</b>	<b>▲</b>	<b>9.5%</b>	<b>+135</b>

\* Compared to same time period as previous year  
 7/11/2024 12:28:24PM

\*\* Case Type Categories are defined in the 2017 Virginia Judicial Workload Assessment  
 Source: SCV-SQL-Information

2024 Overall GRAND TOTAL		Distribution of Caseload			Change*		Percentage (%) of Caseload		
<b>7,057</b>	+1,132 19.1%	<b>Criminal</b>	672	10%	48.0% ▲	+218	<b>Criminal</b>	2023 7.7%	2024 9.5%
2024	↑	<b>Traffic</b>	5,066	72%	18.7% ▲	+799	<b>Traffic</b>	72.0%	71.8%
2023		<b>Civil</b>	959	14%	9.9% ▲	+86	<b>Civil</b>	14.7%	13.6%
		<b>Civil Commitments</b>	360	5%	8.8% ▲	+29	<b>Civil Commitments</b>	5.6%	5.1%
		<b>GRAND TOTAL</b>	<b>7,057</b>	100%	19.1% ▲	+1,132	<b>GRAND TOTAL</b>	100%	100%

Dispositions by Division & Code

Division	Case Type Description	Code	Summary	Change	% Change	Absolute Change
<b>Criminal</b>	Misdemeanor	M	430	▲	+52.5%	+148
	Felony	F	145	▲	+35.5%	+38
	Capias	CA	68	▲	+78.9%	+30
	Civil Violation	CV	16	▼	-11.1%	-2
	Show Cause	SC	13	▲	+44.4%	+4
	<b>Total</b>			<b>672</b>	<b>▲</b>	<b>48.0%</b>
<b>Traffic</b>	Infraction	I	3,604	▲	+18.6%	+566
	Misdemeanor	M	1,396	▲	+19.6%	+229
	Capias	CA	64	▲	+20.8%	+11
	Restricted Operators License	RL	1	▼	-80.0%	-4
	Show Cause	SC	1	▼	-75.0%	-3
	<b>Total</b>			<b>5,066</b>	<b>▲</b>	<b>18.7%</b>
<b>Civil</b>	Warrant in Debt	WD	377	▲	+12.9%	+43
	Garnishment	GA	356	▲	+34.8%	+92
	Unlawful Detainer	UD	104	▼	-23.0%	-31
	Other	OT	46	▼	-24.6%	-15
	Preliminary Protective Order	PP	18	▼	-10.0%	-2
	Protective Order	PO	13	▲	+18.2%	+2
	Admin License	AL	11	▼	-38.9%	-7
	Show Cause	SC	10	▼	-28.6%	-4
	Abstract	AJ	7	▲	+133.3%	+4
	Motion for Judgment	MJ	5	▲	+66.7%	+2
	Detinue	DT	4	▼	-20.0%	-1
	Impoundment	IM	3	▲	+200.0%	+2
	Interrogatory-Not	IC	3	▲	-	+3
	Petition-Restore Arms	PR	2	▼	-33.3%	-1
	Overweight	OC	0	▼	-100.0%	-1
	<b>Total</b>			<b>959</b>	<b>▲</b>	<b>9.9%</b>
<b>Civil Commitments</b>	Other	OT	191	▲	+24.0%	+37
	Mental Commitment	MC	133	▲	+7.3%	+9
	Emergency Custody Order	EC	21	▼	-59.6%	-31
	Temporary Detention Order	TD	15	▲	+1,400.0%	+14
	<b>Total</b>			<b>360</b>	<b>▲</b>	<b>8.8%</b>
<b>GRAND TOTAL</b>			<b>7,057</b>	<b>▲</b>	<b>19.1%</b>	<b>+1,132</b>

Dispositions by Major Case Category\*\*

Category	Summary	Change	% Change	Absolute Change
Felony	145	▲	+35.5%	+38
Garnishment	356	▲	+34.8%	+92
General Civil	388	▼	+12.1%	+42
Infraction/Civil Violation	3,620	▼	+18.4%	+563
Involuntary Civil Commitments	191	▲	+24.0%	+37
Landlord /Tenant	104	▼	-23.0%	-31
Misdemeanor	1,827	▼	+25.7%	+373
Other	395	▲	+4.8%	+18
Protective Orders	31	▲	-	0

\* Compared to same time period as previous year  
 7/11/2024 12:28:24PM

\*\* Case Type Categories are defined in the 2017 Virginia Judicial Workload Assessment  
 Source: SCV-SQL-Information

**CPSS - GCMS CASELOAD STATISTICS OF THE GENERAL DISTRICT COURTS**  
January 2024 thru June 2024 Dispositions (Compared to January 2023 thru June 2023)

---

<i><b>GRAND TOTAL</b></i>	<b>7,057</b>	▲	19.1%	+1,132
---------------------------	--------------	---	-------	--------

---

\* Compared to same time period as previous year  
7/11/2024 12:28:24PM

\*\* Case Type Categories are defined in the 2017 Virginia Judicial Workload Assessment  
Source: SCV-SQL-Information



2024 Overall GRAND TOTAL		Distribution of Caseload			Change*		Percentage (%) of Caseload		
<b>2,709</b>	+229 9.2%	<b>Criminal</b>	303	11%	-17.9% ▼	-66	<b>Criminal</b>	2023 14.9%	2024 11.2%
2024	↑	<b>Traffic</b>	1,637	60%	20.7% ▲	+281	<b>Traffic</b>	54.7%	60.4%
2023		<b>Civil</b>	473	17%	3.7% ▲	+17	<b>Civil</b>	18.4%	17.5%
		<b>Civil Commitments</b>	296	11%	-1.0% ▼	-3	<b>Civil Commitments</b>	12.1%	10.9%
		<b>GRAND TOTAL</b>	<b>2,709</b>	100%	9.2% ▲	+229	<b>GRAND TOTAL</b>	100%	100%

Dispositions by Division & Code

Division	Case Type Description	Code	Summary	Change	% Change	Absolute Change
<b>Criminal</b>	Misdemeanor	M	182	▼	-3.7%	-7
	Felony	F	67	▼	-45.1%	-55
	Show Cause	SC	26	▲	+23.8%	+5
	Capias	CA	18	▼	-5.3%	-1
	Civil Violation	CV	10	▼	-44.4%	-8
	<b>Total</b>			<b>303</b>	▼	<b>-17.9%</b>
<b>Traffic</b>	Infraction	I	1,278	▲	+19.3%	+207
	Misdemeanor	M	325	▲	+28.0%	+71
	Show Cause	SC	17	▲	+6.3%	+1
	Capias	CA	13	↔		-
	Felony	F	4	▲	+100.0%	+2
	<b>Total</b>			<b>1,637</b>	▲	<b>20.7%</b>
<b>Civil</b>	Warrant in Debt	WD	173	▲	+4.2%	+7
	Garnishment	GA	116	▼	-12.8%	-17
	Unlawful Detainer	UD	58	▼	-17.1%	-12
	Detinue	DT	54	▲	+107.7%	+28
	Other	OT	28	▲	+33.3%	+7
	Preliminary Protective Order	PP	10	↔		-
	Protective Order	PO	10	▲	+25.0%	+2
	Admin License	AL	8	▲	+14.3%	+1
	Show Cause	SC	4	▲	+33.3%	+1
	Abstract	AJ	3	▲	-	+3
	Motion for Judgment	MJ	3	↔		-
	Counter Claim	CC	2	▲	+100.0%	+1
	Impoundment	IM	2	▲	+100.0%	+1
	Interrogatory	IN	1	▼	-75.0%	-3
	Tenants Assertion	TA	1	▼	-66.7%	-2
<b>Total</b>			<b>473</b>	▲	<b>3.7%</b>	<b>+17</b>
<b>Civil Commitments</b>	Mental Commitment	MC	203	▼	-24.3%	-65
	Other	OT	60	▲	-	+60
	Temporary Detention Order	TD	22	▲	+10.0%	+2
	Emergency Custody Order	EC	10	▼	-9.1%	-1
	Medical Emergency Temporary Detention Order	MT	1	▲	-	+1
<b>Total</b>			<b>296</b>	▼	<b>-1.0%</b>	<b>-3</b>
<b>GRAND TOTAL</b>			<b>2,709</b>	▲	9.2%	+229

Dispositions by Major Case Category\*\*

Category	Summary	Change	% Change	Absolute Change
Felony	71	▲	-42.7%	-53
Garnishment	117	▼	-14.6%	-20
General Civil	232	▲	+17.8%	+35
Infraction/Civil Violation	1,288	▼	+18.3%	+199
Involuntary Civil Commitments	60	▲	-	+60
Landlord /Tenant	59	▼	-19.2%	-14
Misdemeanor	507	▲	+14.4%	+64
Other	355	▲	-11.0%	-44
Protective Orders	20	▲	+11.1%	+2

\* Compared to same time period as previous year

\*\* Case Type Categories are defined in the 2017 Virginia Judicial Workload Assessment

**CPSS - GCMS CASELOAD STATISTICS OF THE GENERAL DISTRICT COURTS**

January 2024 thru June 2024 Dispositions (Compared to January 2023 thru June 2023)

*GRAND TOTAL*

**2,709**

▲

9.2%

+229

\* Compared to same time period as previous year  
7/11/2024 12:28:24PM

\*\* Case Type Categories are defined in the 2017 Virginia Judicial Workload Assessment  
Source: SCV-SQL-Information

**CPSS - GCMS CASELOAD STATISTICS OF THE GENERAL DISTRICT COURTS**  
 January 2024 thru June 2024 Dispositions (Compared to January 2023 thru June 2023)

2024 Overall GRAND TOTAL		Distribution of Caseload			Change*		Percentage (%) of Caseload		
<b>12,513</b>	+702 5.9%	<b>Criminal</b>	1,804	14%	48.7% ▲	+591	<b>Criminal</b>	2023 10.3%	2024 14.4%
2024	↑	<b>Traffic</b>	4,390	35%	-13.2% ▼	-666	<b>Traffic</b>	42.8%	35.1%
2023		<b>Civil</b>	4,361	35%	4.0% ▲	+169	<b>Civil</b>	35.5%	34.9%
		<b>Civil Commitments</b>	1,958	16%	45.0% ▲	+608	<b>Civil Commitments</b>	11.4%	15.6%
		<b>GRAND TOTAL</b>	<b>12,513</b>	100%	5.9% ▲	+702	<b>GRAND TOTAL</b>	100%	100%

**Dispositions by Division & Code**

Division	Case Type Description	Code	Summary	Change	% Change	Absolute Change
<b>Criminal</b>	Misdemeanor	M	945	▲	+43.0%	+284
	Felony	F	449	▲	+49.2%	+148
	Capias	CA	241	▲	+52.5%	+83
	Show Cause	SC	154	▲	+108.1%	+80
	Civil Violation	CV	15	▼	-21.1%	-4
	<b>Total</b>			<b>1,804</b>	▲	<b>48.7%</b>
<b>Traffic</b>	Infraction	I	2,837	▼	-23.6%	-874
	Misdemeanor	M	1,417	▲	+16.1%	+197
	Capias	CA	56	▲	+19.1%	+9
	Felony	F	33	▲	+17.9%	+5
	Restricted Operators License	RL	17	▲	+30.8%	+4
	Show Cause	SC	17	▲	+183.3%	+11
	Other	O	12	▼	-50.0%	-12
	Civil Violation	CV	1	▼	-85.7%	-6
	<b>Total</b>			<b>4,390</b>	▼	<b>-13.2%</b>
<b>Civil</b>	Unlawful Detainer	UD	1,552	▼	-13.7%	-247
	Garnishment	GA	1,389	▲	+35.8%	+366
	Warrant in Debt	WD	976	▲	+11.8%	+103
	Other	OT	127	▼	-17.0%	-26
	Bond Forfeiture	BF	75	▲	+476.9%	+62
	Preliminary Protective Order	PP	58	▲	+9.4%	+5
	Protective Order	PO	53	▲	+43.2%	+16
	Show Cause	SC	44	▼	-29.0%	-18
	Detinue	DT	22	▼	-72.5%	-58
	Motion for Judgment	MJ	19	▼	-36.7%	-11
	Abstract	AJ	17	▼	-56.4%	-22
	Interrogatory	IN	10	▲	+150.0%	+6
	Tenants Assertion	TA	8	▲	+60.0%	+3
	Admin License	AL	7	▲	+16.7%	+1
	Petition-Restore Arms	PR	3	▼	-72.7%	-8
	Counter Claim	CC	1	▼	-66.7%	-2
	Mechanic's Lien	ML	0	▼	-100.0%	-1
<b>Total</b>			<b>4,361</b>	▲	<b>4.0%</b>	<b>+169</b>
<b>Civil Commitments</b>	Mental Commitment	MC	1,311	▲	+39.5%	+371
	Other	OT	509	▲	+51.5%	+173
	Temporary Detention Order	TD	93	▲	+78.8%	+41
	Emergency Custody Order	EC	43	▲	+95.5%	+21
	Medical Emergency Temporary Detention Order	MT	2	▲	-	+2
<b>Total</b>			<b>1,958</b>	▲	<b>45.0%</b>	<b>+608</b>
<b>GRAND TOTAL</b>			<b>12,513</b>	▲	5.9%	+702

**Dispositions by Major Case Category\*\***

Category	Summary	Change	% Change	Absolute Change
Felony	482	▲	+46.5%	+153
Garnishment	1,399	▲	+36.2%	+372
General Civil	1,033	▼	-0.1%	-1
Infraction/Civil Violation	2,865	▼	-23.8%	-896
Involuntary Civil Commitments	509	▲	+51.5%	+173

\* Compared to same time period as previous year  
 7/11/2024 12:28:24PM

\*\* Case Type Categories are defined in the 2017 Virginia Judicial Workload Assessment  
 Source: SCV-SQL-Information

**CPSS - GCMS CASELOAD STATISTICS OF THE GENERAL DISTRICT COURTS**  
 January 2024 thru June 2024 Dispositions (Compared to January 2023 thru June 2023)

Landlord /Tenant	1,560	▲	-13.5%	-244
Misdemeanor	2,379	▲	+25.6%	+485
Other	2,175	▲	+41.6%	+639
Protective Orders	111	▲	+23.3%	+21
<b>GRAND TOTAL</b>	<b>12,513</b>	▲	5.9%	+702

\* Compared to same time period as previous year  
 7/11/2024 12:28:24PM

\*\* Case Type Categories are defined in the 2017 Virginia Judicial Workload Assessment  
 Source: SCV-SQL-Information

2024 Overall GRAND TOTAL		Distribution of Caseload			Change*		Percentage (%) of Caseload		
<b>2,542</b>	+458 22.0%	<b>Criminal</b>	279	11%	-14.9% ▼	-49	<b>Criminal</b>	2023 15.7%	2024 11.0%
2024		<b>Traffic</b>	1,744	69%	30.2% ▲	+405	<b>Traffic</b>	64.3%	68.6%
2023		<b>Civil</b>	514	20%	28.8% ▲	+115	<b>Civil</b>	19.1%	20.2%
		<b>Civil Commitments</b>	5	0%	-72.2% ▼	-13	<b>Civil Commitments</b>	0.9%	0.2%
		<b>GRAND TOTAL</b>	<b>2,542</b>	100%	22.0% ▲	+458	<b>GRAND TOTAL</b>	100%	100%

Dispositions by Division & Code

Division	Case Type Description	Code	Summary	Change	% Change	Absolute Change
<b>Criminal</b>	Misdemeanor	M	146	▼	-24.7%	-48
	Felony	F	82	▲	+82.2%	+37
	Show Cause	SC	21	▼	-54.3%	-25
	Capias	CA	16	▼	-36.0%	-9
	Civil Violation	CV	14	▼	-22.2%	-4
	<b>Total</b>			<b>279</b>	▼	<b>-14.9%</b>
<b>Traffic</b>	Infraction	I	1,430	▲	+31.1%	+339
	Misdemeanor	M	281	▲	+24.3%	+55
	Show Cause	SC	16	▲	+23.1%	+3
	Capias	CA	14	▲	+75.0%	+6
	Felony	F	3	▲	+200.0%	+2
	<b>Total</b>			<b>1,744</b>	▲	<b>30.2%</b>
<b>Civil</b>	Warrant in Debt	WD	298	▲	+88.6%	+140
	Garnishment	GA	101	▼	-1.0%	-1
	Unlawful Detainer	UD	32	▼	-8.6%	-3
	Admin License	AL	21	▼	-8.7%	-2
	Protective Order	PO	16	▲	+100.0%	+8
	Impoundment	IM	15	▲	+7.1%	+1
	Other	OT	11	▲	+37.5%	+3
	Preliminary Protective Order	PP	11	▲	+120.0%	+6
	Detinue	DT	4	▲	+300.0%	+3
	Abstract	AJ	2	▼	-33.3%	-1
	Motion for Judgment	MJ	1	▼	-80.0%	-4
	Show Cause	SC	1	▲	-	+1
	Tenants Assertion	TA	1	↔	-	-
	Interrogatory	IN	0	▼	-100.0%	-2
	Petition-Restore Arms	PR	0	▼	-100.0%	-2
	Zoning Violation	ZO	0	▼	-100.0%	-32
<b>Total</b>			<b>514</b>	▲	<b>28.8%</b>	<b>+115</b>
<b>Civil Commitments</b>	Temporary Detention Order	TD	4	▼	-60.0%	-6
	Emergency Custody Order	EC	1	▼	-80.0%	-4
	Mental Commitment	MC	0	▼	-100.0%	-1
	Other	OT	0	▼	-100.0%	-2
<b>Total</b>			<b>5</b>	▼	<b>-72.2%</b>	<b>-13</b>
<b>GRAND TOTAL</b>			<b>2,542</b>	▲	22.0%	+458

Dispositions by Major Case Category\*\*

Category	Summary	Change	% Change	Absolute Change
Felony	85	▲	+84.8%	+39
Garnishment	101	▼	-2.9%	-3
General Civil	305	▲	+82.6%	+138
Infraction/Civil Violation	1,444	▲	+30.2%	+335
Involuntary Civil Commitments	0	▼	-100.0%	-2
Landlord /Tenant	33	▼	-8.3%	-3
Misdemeanor	427	▼	-5.5%	-25
Other	120	▲	-22.6%	-35
Protective Orders	27	▲	+107.7%	+14

\* Compared to same time period as previous year  
 7/11/2024 12:28:24PM

\*\* Case Type Categories are defined in the 2017 Virginia Judicial Workload Assessment  
 Source: SCV-SQL-Information

**CPSS - GCMS CASELOAD STATISTICS OF THE GENERAL DISTRICT COURTS**  
January 2024 thru June 2024 Dispositions (Compared to January 2023 thru June 2023)

---

<i><b>GRAND TOTAL</b></i>	<b>2,542</b>	▲	22.0%	+458
---------------------------	--------------	---	-------	------

---

\* Compared to same time period as previous year  
7/11/2024 12:28:24PM

\*\* Case Type Categories are defined in the 2017 Virginia Judicial Workload Assessment  
Source: SCV-SQL-Information

2024 Overall GRAND TOTAL		Distribution of Caseload			Change*		Percentage (%) of Caseload		
<b>39,806</b>	-3,109 -7.2%	<b>Criminal</b>	5,754	14%	-4.8% ▼	-287	<b>Criminal</b>	2023 14.1%	2024 14.5%
2024		<b>Traffic</b>	16,005	40%	-23.3% ▼	-4,875	<b>Traffic</b>	48.7%	40.2%
2023		<b>Civil</b>	17,826	45%	13.3% ▲	+2,098	<b>Civil</b>	36.6%	44.8%
		<b>Civil Commitments</b>	221	1%	-16.9% ▼	-45	<b>Civil Commitments</b>	0.6%	0.6%
		<b>GRAND TOTAL</b>	<b>39,806</b>	100%	-7.2% ▼	-3,109	<b>GRAND TOTAL</b>	100%	100%

**Dispositions by Division & Code**

Division	Case Type Description	Code	Summary	Change	% Change	Absolute Change
<b>Criminal</b>	Misdemeanor	M	2,971	▲	+2.2%	+64
	Felony	F	1,660	▼	-13.4%	-256
	Capias	CA	804	▼	-10.4%	-93
	Show Cause	SC	265	▲	+17.8%	+40
	Civil Violation	CV	43	▼	-51.7%	-46
	Motion	MO	10	▲	+42.9%	+3
	Restricted Operators License	RL	1	▲	-	+1
	<b>Total</b>			<b>5,754</b>	▼	<b>-4.8%</b>
<b>Traffic</b>	Infraction	I	8,898	▼	-27.8%	-3,427
	Misdemeanor	M	5,820	▼	-16.9%	-1,184
	Capias	CA	570	▼	-23.8%	-178
	Show Cause	SC	333	▼	-2.6%	-9
	Felony	F	169	▲	+1.2%	+2
	Motion	MO	95	▼	-25.8%	-33
	Civil Violation	CV	80	▼	-38.0%	-49
	Restricted Operators License	RL	40	▲	+11.1%	+4
	Other	O	0	▼	-100.0%	-1
<b>Total</b>			<b>16,005</b>	▼	<b>-23.3%</b>	<b>-4,875</b>
<b>Civil</b>	Warrant in Debt	WD	7,527	▲	+39.9%	+2,147
	Garnishment	GA	4,498	▲	+2.2%	+98
	Unlawful Detainer	UD	3,726	▼	-1.6%	-61
	Other	OT	497	▲	+6.9%	+32
	Preliminary Protective Order	PP	275	▼	-1.1%	-3
	Admin License	AL	269	▼	-26.3%	-96
	Protective Order	PO	258	▼	-5.1%	-14
	Show Cause	SC	250	▲	+22.0%	+45
	Motion for Judgment	MJ	118	▲	+29.7%	+27
	Interrogatory	IN	99	▲	+19.3%	+16
	Abstract	AJ	93	▼	-30.6%	-41
	Impoundment	IM	57	▲	+50.0%	+19
	Detinue	DT	54	▼	-5.3%	-3
	Bond Forfeiture	BF	44	▼	-54.2%	-52
	Interrogatory-Not	IC	20	▼	-25.9%	-7
	Counter Claim	CC	12	▼	-7.7%	-1
	Tenants Assertion	TA	12	▲	+9.1%	+1
	Capias	CA	8	▼	-46.7%	-7
	Petition-Restore Arms	PR	5	▼	-54.5%	-6
	Cross Claim	CR	1	▲	-	+1
	Mechanic's Lien	ML	1	▲	-	+1
Petition to Require Blood Test	BT	1	▲	-	+1	
Third Party Claim	TH	1	▲	-	+1	
<b>Total</b>			<b>17,826</b>	▲	<b>13.3%</b>	<b>+2,098</b>
<b>Civil Commitments</b>	Temporary Detention Order	TD	162	▼	-8.0%	-14
	Emergency Custody Order	EC	55	▼	-36.0%	-31
	Medical Emergency Temporary Detention Order	MT	2	↔	-	-
	Mental Commitment	MC	2	▲	-	+2
	Medical Emergency Custody Order	ME	0	▼	-100.0%	-2
<b>Total</b>			<b>221</b>	▼	<b>-16.9%</b>	<b>-45</b>
<b>GRAND TOTAL</b>			<b>39,806</b>	▼	-7.2%	-3,109

\* Compared to same time period as previous year  
 7/11/2024 12:28:24PM

\*\* Case Type Categories are defined in the 2017 Virginia Judicial Workload Assessment  
 Source: SCV-SQL-Information

**CPSS - GCMS CASELOAD STATISTICS OF THE GENERAL DISTRICT COURTS**  
 January 2024 thru June 2024 Dispositions (Compared to January 2023 thru June 2023)

**Dispositions by Major Case Category\*\***

Category	Summary	Change	% Change	Absolute Change
Felony	1,829	▼	-12.2%	-254
Garnishment	4,597	▲	+2.5%	+114
General Civil	7,843	▲	+39.0%	+2,199
Infraction/Civil Violation	9,021	▼	-28.1%	-3,523
Landlord /Tenant	3,738	▲	-1.6%	-60
Misdemeanor	8,832	▲	-11.2%	-1,115
Other	3,413	▲	-11.7%	-453
Protective Orders	533	▼	-3.1%	-17
<b>GRAND TOTAL</b>	<b>39,806</b>	▼	-7.2%	-3,109

\* Compared to same time period as previous year  
 7/11/2024 12:28:24PM

\*\* Case Type Categories are defined in the 2017 Virginia Judicial Workload Assessment  
 Source: SCV-SQL-Information



2024 Overall GRAND TOTAL		Distribution of Caseload			Change*		Percentage (%) of Caseload		
<b>4,511</b>	-85 -1.8%	<b>Criminal</b>	1,141	25%	1.5% ▲	+17	<b>Criminal</b>	2023 24.5%	2024 25.3%
2024		<b>Traffic</b>	1,966	44%	-8.4% ▼	-180	<b>Traffic</b>	46.7%	43.6%
2023		<b>Civil</b>	1,375	30%	5.2% ▲	+68	<b>Civil</b>	28.4%	30.5%
		<b>Civil Commitments</b>	29	1%	52.6% ▲	+10	<b>Civil Commitments</b>	0.4%	0.6%
		<b>GRAND TOTAL</b>	<b>4,511</b>	100%	-1.8% ▼	-85	<b>GRAND TOTAL</b>	100%	100%

**Dispositions by Division & Code**

Division	Case Type Description	Code	Summary	Change	% Change	Absolute Change
<b>Criminal</b>	Misdemeanor	M	561	▼	-9.2%	-57
	Felony	F	307	▲	+24.8%	+61
	Capias	CA	187	▲	+2.2%	+4
	Show Cause	SC	60	▲	+7.1%	+4
	Civil Violation	CV	26	▲	+23.8%	+5
	<b>Total</b>			<b>1,141</b>	<b>▲</b>	<b>1.5%</b>
<b>Traffic</b>	Infraction	I	1,359	▼	-15.2%	-244
	Misdemeanor	M	534	▲	+7.0%	+35
	Capias	CA	47	▲	+67.9%	+19
	Show Cause	SC	16	▲	+60.0%	+6
	Felony	F	9	▲	+350.0%	+7
	Other	O	1	↔		-
	Civil Violation	CV	0	▼	-100.0%	-2
	Restricted Operators License	RL	0	▼	-100.0%	-1
<b>Total</b>			<b>1,966</b>	<b>▼</b>	<b>-8.4%</b>	<b>-180</b>
<b>Civil</b>	Warrant in Debt	WD	576	▲	+13.4%	+68
	Garnishment	GA	358	▲	+5.0%	+17
	Unlawful Detainer	UD	277	▲	+1.1%	+3
	Admin License	AL	33	▲	+3.1%	+1
	Detinue	DT	31	▲	+29.2%	+7
	Other	OT	29	▼	-23.7%	-9
	Preliminary Protective Order	PP	15	▼	-34.8%	-8
	Protective Order	PO	12	▼	-40.0%	-8
	Motion for Judgment	MJ	11	▲	+22.2%	+2
	Show Cause	SC	8	▼	-33.3%	-4
	Abstract	AJ	7	▼	-46.2%	-6
	Bond Forfeiture	BF	6	▼	-14.3%	-1
	Interrogatory	IN	5	▲	-	+5
	Impoundment	IM	3	▼	-40.0%	-2
	Counter Claim	CC	1	▲	-	+1
	Interrogatory-Not	IC	1	▲	-	+1
	Petition-Restore Arms	PR	1	▲	-	+1
Tenants Assertion	TA	1	↔		-	
<b>Total</b>			<b>1,375</b>	<b>▲</b>	<b>5.2%</b>	<b>+68</b>
<b>Civil Commitments</b>	Temporary Detention Order	TD	18	▲	+50.0%	+6
	Emergency Custody Order	EC	11	▲	+57.1%	+4
	<b>Total</b>		<b>29</b>	<b>▲</b>	<b>52.6%</b>	<b>+10</b>
<b>GRAND TOTAL</b>			<b>4,511</b>	<b>▼</b>	<b>-1.8%</b>	<b>-85</b>

**Dispositions by Major Case Category\*\***

Category	Summary	Change	% Change	Absolute Change
Felony	316	▲	+27.4%	+68
Garnishment	363	▲	+6.5%	+22
General Civil	620	▲	+14.2%	+77
Infraction/Civil Violation	1,386	▼	-14.8%	-241
Landlord /Tenant	278	▲	+1.1%	+3
Misdemeanor	1,095	▼	-2.1%	-23
Other	426	▲	+6.2%	+25

\* Compared to same time period as previous year  
 7/11/2024 12:28:24PM

\*\* Case Type Categories are defined in the 2017 Virginia Judicial Workload Assessment  
 Source: SCV-SQL-Information

**CPSS - GCMS CASELOAD STATISTICS OF THE GENERAL DISTRICT COURTS**  
January 2024 thru June 2024 Dispositions (Compared to January 2023 thru June 2023)

---

Protective Orders	27	▼	-37.2%	-16
<b>GRAND TOTAL</b>	<b>4,511</b>	▼	-1.8%	-85

---

\* Compared to same time period as previous year  
7/11/2024 12:28:24PM

\*\* Case Type Categories are defined in the 2017 Virginia Judicial Workload Assessment  
Source: SCV-SQL-Information

2024 Overall GRAND TOTAL		Distribution of Caseload			Change*		Percentage (%) of Caseload		
<b>44,381</b>	+8,007 22.0%	<b>Criminal</b>	4,667	11%	-1.4% ▼	-67	<b>Criminal</b>	2023 13.0%	2024 10.5%
2024		<b>Traffic</b>	15,010	34%	43.1% ▲	+4,520	<b>Traffic</b>	28.8%	33.8%
2023		<b>Civil</b>	23,159	52%	17.2% ▲	+3,393	<b>Civil</b>	54.3%	52.2%
		<b>Civil Commitments</b>	1,545	3%	11.6% ▲	+161	<b>Civil Commitments</b>	3.8%	3.5%
		<b>GRAND TOTAL</b>	<b>44,381</b>	100%	22.0% ▲	+8,007	<b>GRAND TOTAL</b>	100%	100%

**Dispositions by Division & Code**

Division	Case Type Description	Code	Summary	Change	% Change	Absolute Change
<b>Criminal</b>	Misdemeanor	M	2,580	▼	-1.7%	-45
	Felony	F	1,245	▼	-5.7%	-75
	Capias	CA	639	▲	+34.0%	+162
	Show Cause	SC	141	▼	-9.0%	-14
	Civil Violation	CV	59	▼	-62.4%	-98
	Restricted Operators License	RL	3	▲	-	+3
	<b>Total</b>			<b>4,667</b>	▼	<b>-1.4%</b>
<b>Traffic</b>	Infraction	I	10,774	▲	+59.6%	+4,025
	Misdemeanor	M	3,655	▼	+18.4%	+567
	Other	O	229	▼	-42.8%	-171
	Capias	CA	157	▼	+29.8%	+36
	Felony	F	92	▲	+61.4%	+35
	Show Cause	SC	73	▼	+43.1%	+22
	Restricted Operators License	RL	29	▲	+20.8%	+5
	Civil Violation	CV	1	▲	-	+1
<b>Total</b>			<b>15,010</b>	▲	<b>43.1%</b>	<b>+4,520</b>
<b>Civil</b>	Warrant in Debt	WD	7,930	▼	+37.1%	+2,147
	Unlawful Detainer	UD	6,963	▲	+3.8%	+254
	Garnishment	GA	6,300	▲	+23.0%	+1,176
	Other	OT	638	▼	-19.9%	-159
	Motion for Judgment	MJ	307	▼	-1.0%	-3
	Preliminary Protective Order	PP	283	▲	+9.7%	+25
	Show Cause	SC	238	▲	+1.7%	+4
	Detinue	DT	155	▼	+9.9%	+14
	Interrogatory	IN	99	▲	+83.3%	+45
	Protective Order	PO	74	▼	+48.0%	+24
	Abstract	AJ	51	▼	-70.2%	-120
	Tenants Assertion	TA	47	▼	-16.1%	-9
	Counter Claim	CC	28	▲	+21.7%	+5
	Capias	CA	14	▲	+250.0%	+10
	Admin License	AL	13	▼	-58.1%	-18
	Petition-Restore Arms	PR	7	↔	-	-
	Interrogatory-Not	IC	5	▼	-44.4%	-4
	Impoundment	IM	4	▲	-	+4
	Cross Claim	CR	1	▲	-	+1
	Mechanic's Lien	ML	1	▲	-	+1
Third Party Claim	TH	1	▲	-	+1	
Bond Forfeiture	BF	0	▼	-100.0%	-3	
Restricted Operators License	RL	0	▼	-100.0%	-2	
<b>Total</b>			<b>23,159</b>	▲	<b>17.2%</b>	<b>+3,393</b>
<b>Civil Commitments</b>	Mental Commitment	MC	820	▲	+9.5%	+71
	Temporary Detention Order	TD	642	▲	+13.0%	+74
	Emergency Custody Order	EC	83	▲	+23.9%	+16
<b>Total</b>			<b>1,545</b>	▲	<b>11.6%</b>	<b>+161</b>
<b>GRAND TOTAL</b>			<b>44,381</b>	▲	22.0%	+8,007

\* Compared to same time period as previous year  
 7/11/2024 12:28:24PM

\*\* Case Type Categories are defined in the 2017 Virginia Judicial Workload Assessment  
 Source: SCV-SQL-Information

**CPSS - GCMS CASELOAD STATISTICS OF THE GENERAL DISTRICT COURTS**  
 January 2024 thru June 2024 Dispositions (Compared to January 2023 thru June 2023)

**Dispositions by Major Case Category\*\***

Category	Summary	Change	% Change	Absolute Change
Felony	1,337	▲	-2.9%	-40
Garnishment	6,399	▲	+23.6%	+1,221
General Civil	8,674	▲	+30.2%	+2,014
Infraction/Civil Violation	11,063	▲	+51.4%	+3,757
Landlord /Tenant	7,010	▼	+3.6%	+245
Misdemeanor	6,267	▲	+9.2%	+528
Other	3,274	▲	+7.7%	+233
Protective Orders	357	▼	+15.9%	+49
<b>GRAND TOTAL</b>	<b>44,381</b>	▲	22.0%	+8,007

\* Compared to same time period as previous year  
 7/11/2024 12:28:24PM

\*\* Case Type Categories are defined in the 2017 Virginia Judicial Workload Assessment  
 Source: SCV-SQL-Information

2024 Overall GRAND TOTAL		Distribution of Caseload			Change*		Percentage (%) of Caseload		
<b>55,654</b>	+5,864 11.8%	<b>Criminal</b>	6,983	13%	9.1% ▲	+581	<b>Criminal</b>	2023 12.9%	2024 12.5%
2024		<b>Traffic</b>	28,455	51%	12.8% ▲	+3,233	<b>Traffic</b>	50.7%	51.1%
2023		<b>Civil</b>	19,643	35%	12.0% ▲	+2,107	<b>Civil</b>	35.2%	35.3%
		<b>Civil Commitments</b>	573	1%	-9.0% ▼	-57	<b>Civil Commitments</b>	1.3%	1.0%
		<b>GRAND TOTAL</b>	<b>55,654</b>	100%	11.8% ▲	+5,864	<b>GRAND TOTAL</b>	100%	100%

**Dispositions by Division & Code**

Division	Case Type Description	Code	Summary	Change	% Change	Absolute Change	
<b>Criminal</b>	Misdemeanor	M	3,538	▲	+8.8%	+286	
	Felony	F	2,001	▲	+4.7%	+89	
	Capias	CA	1,065	▲	+25.6%	+217	
	Show Cause	SC	289	▼	-6.8%	-21	
	Civil Violation	CV	90	▲	+12.5%	+10	
	<b>Total</b>			<b>6,983</b>	<b>▲</b>	<b>9.1%</b>	<b>+581</b>
<b>Traffic</b>	Infraction	I	21,690	▲	+11.1%	+2,167	
	Misdemeanor	M	6,327	▲	+18.8%	+1,000	
	Capias	CA	260	▲	+29.4%	+59	
	Show Cause	SC	77	▲	+13.2%	+9	
	Felony	F	73	▼	-7.6%	-6	
	Restricted Operators License	RL	28	▲	+33.3%	+7	
	Civil Violation	CV	0	▼	-100.0%	-3	
	<b>Total</b>			<b>28,455</b>	<b>▲</b>	<b>12.8%</b>	<b>+3,233</b>
<b>Civil</b>	Warrant in Debt	WD	7,539	▲	+30.2%	+1,750	
	Unlawful Detainer	UD	5,483	▲	+3.2%	+168	
	Garnishment	GA	5,082	▲	+3.6%	+175	
	Admin License	AL	240	▲	+13.7%	+29	
	Preliminary Protective Order	PP	220	▲	+12.8%	+25	
	Protective Order	PO	188	▲	+21.3%	+33	
	Other	OT	159	▲	-20.5%	-41	
	Motion for Judgment	MJ	154	▲	+15.8%	+21	
	Abstract	AJ	141	▼	-27.7%	-54	
	Detinue	DT	130	▲	+3.2%	+4	
	Interrogatory	IN	72	▲	+41.2%	+21	
	Show Cause	SC	61	▼	-24.7%	-20	
	Impoundment	IM	42	▲	+23.5%	+8	
	Bond Forfeiture	BF	34	▼	-20.9%	-9	
	Tenants Assertion	TA	27	▼	-25.0%	-9	
	Counter Claim	CC	18	▼	-30.8%	-8	
	Interrogatory-Not	IC	18	▲	+50.0%	+6	
	Overweight	OC	18	▲	+100.0%	+9	
	Petition-Restore Arms	PR	10	▼	-9.1%	-1	
	Restricted Operators License	RL	3	▲	+50.0%	+1	
	Capias	CA	2	▼	-33.3%	-1	
	Cross Claim	CR	1	▲	-	+1	
	Emergency Substantial Risk Order	SR	1	▲	-	+1	
	Motor Carrier	MC	0	▼	-100.0%	-1	
	Third Party Claim	TH	0	▼	-100.0%	-1	
	<b>Total</b>			<b>19,643</b>	<b>▲</b>	<b>12.0%</b>	<b>+2,107</b>
	<b>Civil Commitments</b>	Temporary Detention Order	TD	330	▲	+7.1%	+22
Mental Commitment		MC	202	▼	-18.2%	-45	
Emergency Custody Order		EC	25	▼	-30.6%	-11	
Other		OT	8	▼	-74.2%	-23	
Medical Emergency Temporary Detention Order		MT	5	▼	-37.5%	-3	
Medical Emergency Custody Order		ME	3	▲	-	+3	
<b>Total</b>			<b>573</b>	<b>▼</b>	<b>-9.0%</b>	<b>-57</b>	
<b>GRAND TOTAL</b>			<b>55,654</b>	<b>▲</b>	<b>11.8%</b>	<b>+5,864</b>	

\* Compared to same time period as previous year  
 7/11/2024 12:28:24PM

\*\* Case Type Categories are defined in the 2017 Virginia Judicial Workload Assessment  
 Source: SCV-SQL-Information

**CPSS - GCMS CASELOAD STATISTICS OF THE GENERAL DISTRICT COURTS**  
 January 2024 thru June 2024 Dispositions (Compared to January 2023 thru June 2023)

**Dispositions by Major Case Category\*\***

Category	Summary	Change	% Change	Absolute Change
Felony	2,074	▼	+4.2%	+83
Garnishment	5,154	▲	+4.0%	+196
General Civil	7,869	▲	+29.3%	+1,782
Infraction/Civil Violation	21,798	▼	+11.1%	+2,182
Involuntary Civil Commitments	8	▼	-74.2%	-23
Landlord /Tenant	5,510	▼	+3.0%	+159
Misdemeanor	9,896	▲	+15.0%	+1,294
New to Workload Study	1	▲	-	+1
Other	2,936	▲	+4.7%	+132
Protective Orders	408	▲	+16.6%	+58
<b>GRAND TOTAL</b>	<b>55,654</b>	▲	11.8%	+5,864

\* Compared to same time period as previous year  
 7/11/2024 12:28:24PM

\*\* Case Type Categories are defined in the 2017 Virginia Judicial Workload Assessment  
 Source: SCV-SQL-Information

2024 Overall GRAND TOTAL		Distribution of Caseload			Change*		Percentage (%) of Caseload		
<b>5,108</b>	+120 2.4%	<b>Criminal</b>	772	15%	42.4% ▲	+230	<b>Criminal</b>	2023 10.9%	2024 15.1%
2024	↑	<b>Traffic</b>	3,348	66%	-6.5% ▼	-233	<b>Traffic</b>	71.8%	65.5%
2023		<b>Civil</b>	953	19%	16.5% ▲	+135	<b>Civil</b>	16.4%	18.7%
		<b>Civil Commitments</b>	35	1%	-25.5% ▼	-12	<b>Civil Commitments</b>	0.9%	0.7%
		<b>GRAND TOTAL</b>	<b>5,108</b>	100%	2.4% ▲	+120	<b>GRAND TOTAL</b>	100%	100%

**Dispositions by Division & Code**

Division	Case Type Description	Code	Summary	Change	% Change	Absolute Change
<b>Criminal</b>	Misdemeanor	M	462	▲	+45.3%	+144
	Felony	F	148	▼	-13.5%	-23
	Capias	CA	123	▲	+355.6%	+96
	Civil Violation	CV	22	▲	+29.4%	+5
	Show Cause	SC	17	▲	+88.9%	+8
	<b>Total</b>			<b>772</b>	▲	<b>42.4%</b>
<b>Traffic</b>	Infraction	I	2,576	▼	-13.6%	-406
	Misdemeanor	M	653	▲	+17.9%	+99
	Capias	CA	98	▲	+216.1%	+67
	Felony	F	14	▲	+133.3%	+8
	Show Cause	SC	6	▼	-14.3%	-1
	Civil Violation	CV	1	↔		-
	<b>Total</b>			<b>3,348</b>	▼	<b>-6.5%</b>
<b>Civil</b>	Warrant in Debt	WD	528	▲	+33.0%	+131
	Garnishment	GA	226	▲	+5.1%	+11
	Unlawful Detainer	UD	69	▼	-12.7%	-10
	Other	OT	49	▲	+36.1%	+13
	Preliminary Protective Order	PP	21	↔		-
	Admin License	AL	18	▼	-25.0%	-6
	Protective Order	PO	12	▼	-7.7%	-1
	Abstract	AJ	9	↔		-
	Interrogatory	IN	7	▲	+75.0%	+3
	Show Cause	SC	7	▼	-22.2%	-2
	Detinue	DT	5	▲	+25.0%	+1
	Capias	CA	1	▲	-	+1
	Petition-Restore Arms	PR	1	▲	-	+1
	Counter Claim	CC	0	▼	-100.0%	-1
	Impoundment	IM	0	▼	-100.0%	-5
	Overweight	OC	0	▼	-100.0%	-1
<b>Total</b>			<b>953</b>	▲	<b>16.5%</b>	<b>+135</b>
<b>Civil Commitments</b>	Temporary Detention Order	TD	29	▼	-9.4%	-3
	Emergency Custody Order	EC	6	▼	-60.0%	-9
	<b>Total</b>			<b>35</b>	▼	<b>-25.5%</b>
<b>GRAND TOTAL</b>			<b>5,108</b>	▲	2.4%	+120

**Dispositions by Major Case Category\*\***

Category	Summary	Change	% Change	Absolute Change
Felony	162	▲	-8.5%	-15
Garnishment	233	▲	+6.4%	+14
General Civil	535	▲	+33.4%	+134
Infraction/Civil Violation	2,599	▼	-13.4%	-402
Landlord /Tenant	69	▼	-12.7%	-10
Misdemeanor	1,115	▲	+27.9%	+243
Other	362	▲	+76.6%	+157
Protective Orders	33	▼	-2.9%	-1
<b>GRAND TOTAL</b>	<b>5,108</b>	▲	2.4%	+120

\* Compared to same time period as previous year  
 7/11/2024 12:28:24PM

\*\* Case Type Categories are defined in the 2017 Virginia Judicial Workload Assessment  
 Source: SCV-SQL-Information





2024 Overall GRAND TOTAL		Distribution of Caseload			Change*		Percentage (%) of Caseload		
<b>3,477</b>	+242 7.5%	<b>Criminal</b>	237	7%	-11.2% ▼	-30	<b>Criminal</b>	2023 8.3%	2024 6.8%
2024	↑	<b>Traffic</b>	2,718	78%	8.6% ▲	+216	<b>Traffic</b>	77.3%	78.2%
2023		<b>Civil</b>	512	15%	11.1% ▲	+51	<b>Civil</b>	14.3%	14.7%
		<b>Civil Commitments</b>	10	0%	100.0% ▲	+5	<b>Civil Commitments</b>	0.2%	0.3%
		<b>GRAND TOTAL</b>	<b>3,477</b>	100%	7.5% ▲	+242	<b>GRAND TOTAL</b>	100%	100%

Dispositions by Division & Code

Division	Case Type Description	Code	Summary	Change	% Change	Absolute Change
<b>Criminal</b>	Misdemeanor	M	177	▼	-2.2%	-4
	Felony	F	39	▼	-35.0%	-21
	Civil Violation	CV	8	▲	+14.3%	+1
	Show Cause	SC	7	↔		-
	Capias	CA	6	▼	-50.0%	-6
	<b>Total</b>			<b>237</b>	▼	<b>-11.2%</b>
<b>Traffic</b>	Infraction	I	2,364	▲	+9.5%	+205
	Misdemeanor	M	340	▲	+5.3%	+17
	Show Cause	SC	6	▲	+200.0%	+4
	Capias	CA	5	↔		-
	Felony	F	2	▼	-81.8%	-9
	Civil Violation	CV	1	▼	-50.0%	-1
	<b>Total</b>			<b>2,718</b>	▲	<b>8.6%</b>
<b>Civil</b>	Warrant in Debt	WD	172	▲	+26.5%	+36
	Garnishment	GA	119	▲	+19.0%	+19
	Detinue	DT	84	▲	+13.5%	+10
	Unlawful Detainer	UD	52	▼	-16.1%	-10
	Other	OT	35	▼	-18.6%	-8
	Impoundment	IM	17	▲	+54.5%	+6
	Protective Order	PO	12	▲	+20.0%	+2
	Admin License	AL	10	▲	+233.3%	+7
	Abstract	AJ	3	▲	+50.0%	+1
	Preliminary Protective Order	PP	3	↔		-
	Show Cause	SC	2	▼	-87.5%	-14
	Counter Claim	CC	1	↔		-
	Interrogatory	IN	1	▲	-	+1
	Motion for Judgment	MJ	1	▲	-	+1
	<b>Total</b>			<b>512</b>	▲	<b>11.1%</b>
<b>Civil Commitments</b>	Emergency Custody Order	EC	5	▲	+400.0%	+4
	Temporary Detention Order	TD	5	▲	+25.0%	+1
	<b>Total</b>			<b>10</b>	▲	<b>100.0%</b>
<b>GRAND TOTAL</b>			<b>3,477</b>	▲	7.5%	+242

Dispositions by Major Case Category\*\*

Category	Summary	Change	% Change	Absolute Change
Felony	41	▼	-42.3%	-30
Garnishment	120	▲	+20.0%	+20
General Civil	267	▲	+15.1%	+35
Infraction/Civil Violation	2,373	▼	+9.5%	+205
Landlord /Tenant	52	▼	-16.1%	-10
Misdemeanor	517	▲	+2.6%	+13
Other	92	▲	+8.2%	+7
Protective Orders	15	▲	+15.4%	+2
<b>GRAND TOTAL</b>	<b>3,477</b>	▲	7.5%	+242

\* Compared to same time period as previous year  
 7/11/2024 12:28:24PM

\*\* Case Type Categories are defined in the 2017 Virginia Judicial Workload Assessment  
 Source: SCV-SQL-Information

2024 Overall GRAND TOTAL		Distribution of Caseload			Change*		Percentage (%) of Caseload		
<b>9,049</b>	+45 0.5%	<b>Criminal</b>	1,603	18%	15.1% ▲	+210	<b>Criminal</b>	2023 15.5%	2024 17.7%
2024	↑	<b>Traffic</b>	3,540	39%	-15.0% ▼	-627	<b>Traffic</b>	46.3%	39.1%
2023		<b>Civil</b>	3,311	37%	17.2% ▲	+487	<b>Civil</b>	31.4%	36.6%
		<b>Civil Commitments</b>	595	7%	-4.0% ▼	-25	<b>Civil Commitments</b>	6.9%	6.6%
		<b>GRAND TOTAL</b>	<b>9,049</b>	100%	0.5% ▲	+45	<b>GRAND TOTAL</b>	100%	100%

**Dispositions by Division & Code**

Division	Case Type Description	Code	Summary	Change	% Change	Absolute Change
<b>Criminal</b>	Misdemeanor	M	1,020	▲	+23.8%	+196
	Felony	F	368	▲	+1.9%	+7
	Capias	CA	131	▲	+14.9%	+17
	Show Cause	SC	46	▼	-24.6%	-15
	Civil Violation	CV	38	▲	+15.2%	+5
	<b>Total</b>			<b>1,603</b>	<b>▲</b>	<b>15.1%</b>
<b>Traffic</b>	Infraction	I	2,744	▼	-20.8%	-719
	Misdemeanor	M	725	▲	+9.0%	+60
	Capias	CA	39	▲	+34.5%	+10
	Felony	F	20	▲	+900.0%	+18
	Show Cause	SC	7	▲	+16.7%	+1
	Restricted Operators License	RL	5	▲	+150.0%	+3
	<b>Total</b>			<b>3,540</b>	<b>▼</b>	<b>-15.0%</b>
<b>Civil</b>	Warrant in Debt	WD	1,656	▲	+27.8%	+360
	Garnishment	GA	718	▲	+1.0%	+7
	Unlawful Detainer	UD	509	▲	+24.1%	+99
	Bond Forfeiture	BF	79	▲	+51.9%	+27
	Admin License	AL	77	▲	+24.2%	+15
	Other	OT	60	▼	-20.0%	-15
	Show Cause	SC	53	▲	+76.7%	+23
	Impoundment	IM	49	▲	+19.5%	+8
	Abstract	AJ	34	▼	-22.7%	-10
	Preliminary Protective Order	PP	28	▼	-30.0%	-12
	Detinue	DT	21	▼	-48.8%	-20
	Protective Order	PO	13	↔		-
	Interrogatory	IN	10	▲	+100.0%	+5
	Capias	CA	3	▲	+200.0%	+2
	Counter Claim	CC	1	↔		-
	Motion for Judgment	MJ	0	▼	-100.0%	-1
	Petition-Restore Arms	PR	0	▼	-100.0%	-1
<b>Total</b>			<b>3,311</b>	<b>▲</b>	<b>17.2%</b>	<b>+487</b>
<b>Civil Commitments</b>	Mental Commitment	MC	351	▼	-5.6%	-21
	Other	OT	94	▲	+16.0%	+13
	Emergency Custody Order	EC	77	▲	+2.7%	+2
	Temporary Detention Order	TD	72	▼	-20.9%	-19
	Medical Emergency Temporary Detention Order	MT	1	▲	-	+1
	Petition	PT	0	▼	-100.0%	-1
<b>Total</b>			<b>595</b>	<b>▼</b>	<b>-4.0%</b>	<b>-25</b>
<b>GRAND TOTAL</b>			<b>9,049</b>	<b>▲</b>	<b>0.5%</b>	<b>+45</b>

**Dispositions by Major Case Category\*\***

Category	Summary	Change	% Change	Absolute Change
Felony	388	▲	+6.9%	+25
Garnishment	728	▲	+1.7%	+12
General Civil	1,696	▼	+25.1%	+340
Infraction/Civil Violation	2,782	▼	-20.4%	-714
Involuntary Civil Commitments	94	▼	+14.6%	+12
Landlord /Tenant	509	▲	+24.1%	+99

\* Compared to same time period as previous year  
 7/11/2024 12:28:24PM

\*\* Case Type Categories are defined in the 2017 Virginia Judicial Workload Assessment  
 Source: SCV-SQL-Information

**CPSS - GCMS CASELOAD STATISTICS OF THE GENERAL DISTRICT COURTS**  
 January 2024 thru June 2024 Dispositions (Compared to January 2023 thru June 2023)

Misdemeanor	1,750	▲	+17.4%	+259
Other	1,061	▲	+2.3%	+24
Protective Orders	41	▼	-22.6%	-12
<b>GRAND TOTAL</b>	<b>9,049</b>	▲	0.5%	+45

\* Compared to same time period as previous year  
 7/11/2024 12:28:24PM

\*\* Case Type Categories are defined in the 2017 Virginia Judicial Workload Assessment  
 Source: SCV-SQL-Information

**CPSS - GCMS CASELOAD STATISTICS OF THE GENERAL DISTRICT COURTS**  
 January 2024 thru June 2024 Dispositions (Compared to January 2023 thru June 2023)

2024 Overall GRAND TOTAL		Distribution of Caseload			Change*		Percentage (%) of Caseload		
<b>12,397</b>	+1,942 18.6%	<b>Criminal</b>	1,847	15%	16.5% ▲	+262	<b>Criminal</b>	2023 15.2%	2024 14.9%
2024	↑	<b>Traffic</b>	7,443	60%	20.2% ▲	+1,250	<b>Traffic</b>	59.2%	60.0%
2023		<b>Civil</b>	3,053	25%	16.0% ▲	+421	<b>Civil</b>	25.2%	24.6%
		<b>Civil Commitments</b>	54	0%	20.0% ▲	+9	<b>Civil Commitments</b>	0.4%	0.4%
		<b>GRAND TOTAL</b>	<b>12,397</b>	100%	18.6% ▲	+1,942	<b>GRAND TOTAL</b>	100%	100%

**Dispositions by Division & Code**

Division	Case Type Description	Code	Summary	Change	% Change	Absolute Change
<b>Criminal</b>	Misdemeanor	M	998	▲	+23.2%	+188
	Felony	F	555	▲	+2.2%	+12
	Capias	CA	177	▲	+22.1%	+32
	Show Cause	SC	67	▲	+15.5%	+9
	Civil Violation	CV	50	▲	+72.4%	+21
	<b>Total</b>			<b>1,847</b>	<b>▲</b>	<b>16.5%</b>
<b>Traffic</b>	Infraction	I	4,657	▲	+12.9%	+531
	Misdemeanor	M	2,627	▲	+37.3%	+713
	Capias	CA	105	▲	+19.3%	+17
	Felony	F	29	▼	-17.1%	-6
	Show Cause	SC	17	▲	+112.5%	+9
	Restricted Operators License	RL	8	▼	-57.9%	-11
	Civil Violation	CV	0	▼	-100.0%	-3
	<b>Total</b>			<b>7,443</b>	<b>▲</b>	<b>20.2%</b>
<b>Civil</b>	Warrant in Debt	WD	1,464	▲	+39.8%	+417
	Garnishment	GA	858	▼	-9.5%	-90
	Unlawful Detainer	UD	252	▲	+14.5%	+32
	Other	OT	78	▲	+32.2%	+19
	Show Cause	SC	68	▲	+38.8%	+19
	Preliminary Protective Order	PP	64	▲	+20.8%	+11
	Admin License	AL	62	▲	+44.2%	+19
	Bond Forfeiture	BF	57	▼	-18.6%	-13
	Protective Order	PO	43	▲	+4.9%	+2
	Impoundment	IM	34	▲	+13.3%	+4
	Abstract	AJ	19	▼	-9.5%	-2
	Interrogatory	IN	17	▲	+70.0%	+7
	Detinue	DT	16	↔		-
	Motion for Judgment	MJ	16	▼	-5.9%	-1
	Counter Claim	CC	2	↔		-
	Tenants Assertion	TA	2	▼	-50.0%	-2
	Interrogatory-Not	IC	1	▲	-	+1
	Mechanic's Lien	ML	0	▼	-100.0%	-1
	Third Party Claim	TH	0	▼	-100.0%	-1
<b>Total</b>			<b>3,053</b>	<b>▲</b>	<b>16.0%</b>	<b>+421</b>
<b>Civil Commitments</b>	Temporary Detention Order	TD	40	▲	+25.0%	+8
	Emergency Custody Order	EC	11	↔		-
	Mental Commitment	MC	3	▲	+50.0%	+1
<b>Total</b>			<b>54</b>	<b>▲</b>	<b>20.0%</b>	<b>+9</b>
<b>GRAND TOTAL</b>			<b>12,397</b>	<b>▲</b>	<b>18.6%</b>	<b>+1,942</b>

**Dispositions by Major Case Category\*\***

Category	Summary	Change	% Change	Absolute Change
Felony	584	▼	+1.0%	+6
Garnishment	875	▲	-8.7%	-83
General Civil	1,510	▼	+38.2%	+417
Infraction/Civil Violation	4,707	▼	+13.2%	+549
Landlord /Tenant	254	▼	+13.4%	+30
Misdemeanor	3,633	▲	+32.4%	+890

\* Compared to same time period as previous year  
 7/11/2024 12:28:24PM


\*\* Case Type Categories are defined in the 2017 Virginia Judicial Workload Assessment  
 Source: SCV-SQL-Information

**CPSS - GCMS CASELOAD STATISTICS OF THE GENERAL DISTRICT COURTS**  
 January 2024 thru June 2024 Dispositions (Compared to January 2023 thru June 2023)

Other	727	▲	+19.8%	+120
Protective Orders	107	▲	+13.8%	+13
<b>GRAND TOTAL</b>	<b>12,397</b>	▲	18.6%	+1,942

\* Compared to same time period as previous year  
 7/11/2024 12:28:24PM

\*\* Case Type Categories are defined in the 2017 Virginia Judicial Workload Assessment  
 Source: SCV-SQL-Information

2024 Overall GRAND TOTAL		Distribution of Caseload			Change*		Percentage (%) of Caseload		
<b>3,570</b>	-1,505 -29.7%	<b>Criminal</b>	462	13%	3.6% ▲	+16	<b>Criminal</b>	2023 8.8%	2024 12.9%
		<b>Traffic</b>	2,468	69%	-39.3% ▼	-1,598	<b>Traffic</b>	80.1%	69.1%
		<b>Civil</b>	623	17%	16.9% ▲	+90	<b>Civil</b>	10.5%	17.5%
		<b>Civil Commitments</b>	17	0%	-43.3% ▼	-13	<b>Civil Commitments</b>	0.6%	0.5%
		<b>GRAND TOTAL</b>	<b>3,570</b>	100%	-29.7% ▼	-1,505	<b>GRAND TOTAL</b>	100%	100%

Dispositions by Division & Code

Division	Case Type Description	Code	Summary	Change	% Change	Absolute Change
<b>Criminal</b>	Misdemeanor	M	266	↔		-
	Felony	F	88	▲	+7.3%	+6
	Capias	CA	41	▲	+20.6%	+7
	Civil Violation	CV	41	▼	-14.6%	-7
	Show Cause	SC	26	▲	+62.5%	+10
	<b>Total</b>			<b>462</b>	<b>▲</b>	<b>3.6%</b>
<b>Traffic</b>	Infraction	I	1,983	▼	-44.0%	-1,557
	Misdemeanor	M	442	▼	-11.6%	-58
	Capias	CA	22	▲	+46.7%	+7
	Felony	F	16	▲	+77.8%	+7
	Show Cause	SC	4	▲	+100.0%	+2
	Restricted Operators License	RL	1	▲	-	+1
	<b>Total</b>			<b>2,468</b>	<b>▼</b>	<b>-39.3%</b>
<b>Civil</b>	Warrant in Debt	WD	259	▲	+28.2%	+57
	Garnishment	GA	124	▲	+8.8%	+10
	Unlawful Detainer	UD	97	▲	+14.1%	+12
	Admin License	AL	50	▲	+28.2%	+11
	Other	OT	17	▼	-45.2%	-14
	Show Cause	SC	13	↔		-
	Overweight	OC	11	▲	+175.0%	+7
	Protective Order	PO	10	▲	+25.0%	+2
	Preliminary Protective Order	PP	9	▼	-47.1%	-8
	Impoundment	IM	7	▲	+75.0%	+3
	Abstract	AJ	6	▲	+100.0%	+3
	Interrogatory	IN	6	▲	+20.0%	+1
	Motion for Judgment	MJ	6	▲	+200.0%	+4
	Detinue	DT	4	▲	+33.3%	+1
	Tenants Assertion	TA	2	▼	-33.3%	-1
	Capias	CA	1	▲	-	+1
	Petition-Restore Arms	PR	1	▲	-	+1
<b>Total</b>			<b>623</b>	<b>▲</b>	<b>16.9%</b>	<b>+90</b>
<b>Civil Commitments</b>	Temporary Detention Order	TD	14	▼	-30.0%	-6
	Emergency Custody Order	EC	3	▼	-70.0%	-7
	<b>Total</b>			<b>17</b>	<b>▼</b>	<b>-43.3%</b>
<b>GRAND TOTAL</b>			<b>3,570</b>	<b>▼</b>	<b>-29.7%</b>	<b>-1,505</b>

Dispositions by Major Case Category\*\*

Category	Summary	Change	% Change	Absolute Change
Felony	104	▲	+14.3%	+13
Garnishment	130	▲	+9.2%	+11
General Civil	271	▲	+29.0%	+61
Infraction/Civil Violation	2,035	▲	-43.3%	-1,557
Landlord /Tenant	99	▼	+12.5%	+11
Misdemeanor	709	▲	-7.4%	-57
Other	203	▲	+10.3%	+19
Protective Orders	19	▼	-24.0%	-6
<b>GRAND TOTAL</b>	<b>3,570</b>	<b>▼</b>	<b>-29.7%</b>	<b>-1,505</b>

\* Compared to same time period as previous year  
 7/11/2024 12:28:24PM

\*\* Case Type Categories are defined in the 2017 Virginia Judicial Workload Assessment  
 Source: SCV-SQL-Information



2024 Overall GRAND TOTAL		Distribution of Caseload			Change*		Percentage (%) of Caseload		
<b>1,391</b>	-155 -10.0%	<b>Criminal</b>	280	20%	9.4% ▲	+24	<b>Criminal</b>	2023 16.6%	2024 20.1%
2024		<b>Traffic</b>	782	56%	-19.7% ▼	-192	<b>Traffic</b>	63.0%	56.2%
2023		<b>Civil</b>	304	22%	10.5% ▲	+29	<b>Civil</b>	17.8%	21.9%
		<b>Civil Commitments</b>	25	2%	-39.0% ▼	-16	<b>Civil Commitments</b>	2.7%	1.8%
		<b>GRAND TOTAL</b>	<b>1,391</b>	100%	-10.0% ▼	-155	<b>GRAND TOTAL</b>	100%	100%

**Dispositions by Division & Code**

Division	Case Type Description	Code	Summary	Change	% Change	Absolute Change
<b>Criminal</b>	Misdemeanor	M	206	▲	+2.0%	+4
	Felony	F	42	▲	+61.5%	+16
	Capias	CA	19	▲	+58.3%	+7
	Show Cause	SC	7	▼	-46.2%	-6
	Civil Violation	CV	6	▲	+100.0%	+3
	<b>Total</b>			<b>280</b>	▲	<b>9.4%</b>
<b>Traffic</b>	Infraction	I	653	▼	-18.4%	-147
	Misdemeanor	M	111	▼	-32.3%	-53
	Capias	CA	8	▲	+300.0%	+6
	Show Cause	SC	6	▲	+200.0%	+4
	Felony	F	3	↔		-
	Restricted Operators License	RL	1	↔		-
	Civil Violation	CV	0	▼	-100.0%	-2
	<b>Total</b>			<b>782</b>	▼	<b>-19.7%</b>
<b>Civil</b>	Warrant in Debt	WD	132	▲	+2.3%	+3
	Garnishment	GA	60	▲	+9.1%	+5
	Unlawful Detainer	UD	36	▲	+24.1%	+7
	Other	OT	25	▲	+4.2%	+1
	Admin License	AL	17	▲	+6.3%	+1
	Preliminary Protective Order	PP	13	▲	+62.5%	+5
	Detinue	DT	12	▲	+140.0%	+7
	Interrogatory	IN	4	▲	+300.0%	+3
	Abstract	AJ	1	↔		-
	Capias	CA	1	▲	-	+1
	Impoundment	IM	1	↔		-
	Show Cause	SC	1	▼	-75.0%	-3
	Tenants Assertion	TA	1	↔		-
	Overweight	OC	0	▼	-100.0%	-1
	<b>Total</b>			<b>304</b>	▲	<b>10.5%</b>
<b>Civil Commitments</b>	Mental Commitment	MC	12	▼	-47.8%	-11
	Temporary Detention Order	TD	9	▼	-18.2%	-2
	Emergency Custody Order	EC	2	▼	-50.0%	-2
	Other	OT	2	▼	-33.3%	-1
<b>Total</b>			<b>25</b>	▼	<b>-39.0%</b>	<b>-16</b>
<b>GRAND TOTAL</b>			<b>1,391</b>	▼	-10.0%	-155

**Dispositions by Major Case Category\*\***

Category	Summary	Change	% Change	Absolute Change
Felony	45	▲	+55.2%	+16
Garnishment	64	▲	+14.3%	+8
General Civil	147	▲	+7.3%	+10
Infraction/Civil Violation	659	▼	-18.2%	-147
Involuntary Civil Commitments	2	▼	-33.3%	-1
Landlord /Tenant	37	▲	+23.3%	+7
Misdemeanor	318	▼	-13.4%	-49
Other	106	▲	-3.6%	-4
Protective Orders	13	▲	+62.5%	+5

\* Compared to same time period as previous year  
 7/11/2024 12:28:24PM

\*\* Case Type Categories are defined in the 2017 Virginia Judicial Workload Assessment  
 Source: SCV-SQL-Information



**CPSS - GCMS CASELOAD STATISTICS OF THE GENERAL DISTRICT COURTS**  
January 2024 thru June 2024 Dispositions (Compared to January 2023 thru June 2023)

---

<i><b>GRAND TOTAL</b></i>	<b>1,391</b>	▼	-10.0%	-155
---------------------------	--------------	---	--------	------

---

\* Compared to same time period as previous year  
7/11/2024 12:28:24PM

\*\* Case Type Categories are defined in the 2017 Virginia Judicial Workload Assessment  
Source: SCV-SQL-Information

2024 Overall GRAND TOTAL		Distribution of Caseload			Change*		Percentage (%) of Caseload			
<b>851</b>	-234 -21.6%	<b>Criminal</b>	154	18%	-16.3%	▼	-30	<b>Criminal</b>	2023 17.0%	2024 18.1%
2024		<b>Traffic</b>	474	56%	-32.3%	▼	-226	<b>Traffic</b>	64.5%	55.7%
2023		<b>Civil</b>	217	25%	10.7%	▲	+21	<b>Civil</b>	18.1%	25.5%
		<b>Civil Commitments</b>	6	1%	20.0%	▲	+1	<b>Civil Commitments</b>	0.5%	0.7%
		<b>GRAND TOTAL</b>	<b>851</b>	100%	-21.6%	▼	-234	<b>GRAND TOTAL</b>	100%	100%

Dispositions by Division & Code

Division	Case Type Description	Code	Summary	Change	% Change	Absolute Change
<b>Criminal</b>	Misdemeanor	M	89	▼	-25.8%	-31
	Felony	F	33	▼	-17.5%	-7
	Show Cause	SC	14	▲	+180.0%	+9
	Capias	CA	12	▲	+71.4%	+5
	Civil Violation	CV	5	▼	-54.5%	-6
	Motion	MO	1	↔		-
	<b>Total</b>			<b>154</b>	▼	<b>-16.3%</b>
<b>Traffic</b>	Infraction	I	326	▼	-41.6%	-232
	Misdemeanor	M	142	▲	+6.8%	+9
	Show Cause	SC	4	▲	+33.3%	+1
	Capias	CA	1	▲	-	+1
	Felony	F	1	▼	-75.0%	-3
	Restricted Operators License	RL	0	▼	-100.0%	-2
	<b>Total</b>			<b>474</b>	▼	<b>-32.3%</b>
<b>Civil</b>	Warrant in Debt	WD	105	▲	+50.0%	+35
	Garnishment	GA	47	▼	-17.5%	-10
	Unlawful Detainer	UD	17	▼	-29.2%	-7
	Other	OT	16	↔	+77.8%	+7
	Protective Order	PO	11	▲	+450.0%	+9
	Preliminary Protective Order	PP	6	▲	+50.0%	+2
	Admin License	AL	3	▼	-62.5%	-5
	Bond Forfeiture	BF	3	↔		-
	Abstract	AJ	2	▼	-50.0%	-2
	Detinue	DT	2	↔		-
	Impoundment	IM	2	▼	-33.3%	-1
	Interrogatory	IN	2	▼	-60.0%	-3
	Show Cause	SC	1	▼	-75.0%	-3
	Tenants Assertion	TA	0	▼	-100.0%	-1
<b>Total</b>			<b>217</b>	▲	<b>10.7%</b>	<b>+21</b>
<b>Civil Commitments</b>	Temporary Detention Order	TD	6	▲	+50.0%	+2
	Emergency Custody Order	EC	0	▼	-100.0%	-1
	<b>Total</b>			<b>6</b>	▲	<b>20.0%</b>
<b>GRAND TOTAL</b>			<b>851</b>	▼	<b>-21.6%</b>	<b>-234</b>

Dispositions by Major Case Category\*\*

Category	Summary	Change	% Change	Absolute Change
Felony	34	▼	-22.7%	-10
Garnishment	49	▼	-21.0%	-13
General Civil	107	▼	+46.6%	+34
Infraction/Civil Violation	331	▼	-41.8%	-238
Landlord /Tenant	17	▼	-32.0%	-8
Misdemeanor	231	▼	-9.4%	-24
Other	65	▲	+27.5%	+14
Protective Orders	17	▲	+183.3%	+11
<b>GRAND TOTAL</b>	<b>851</b>	▼	<b>-21.6%</b>	<b>-234</b>

\* Compared to same time period as previous year  
 7/11/2024 12:28:24PM

\*\* Case Type Categories are defined in the 2017 Virginia Judicial Workload Assessment  
 Source: SCV-SQL-Information

2024 Overall GRAND TOTAL		Distribution of Caseload			Change*		Percentage (%) of Caseload			
<b>1,974</b>	-67 -3.3%	<b>Criminal</b>	153	8%	-16.8%	▼	-31	<b>Criminal</b>	2023 9.0%	2024 7.8%
2024		<b>Traffic</b>	692	35%	-16.7%	▼	-139	<b>Traffic</b>	40.7%	35.1%
2023		<b>Civil</b>	1,126	57%	10.0%	▲	+102	<b>Civil</b>	50.2%	57.0%
		<b>Civil Commitments</b>	3	0%	50.0%	▲	+1	<b>Civil Commitments</b>	0.1%	0.2%
		<b>GRAND TOTAL</b>	<b>1,974</b>	100%	-3.3%	▼	-67	<b>GRAND TOTAL</b>	100%	100%

Dispositions by Division & Code

Division	Case Type Description	Code	Summary	Change	% Change	Absolute Change
<b>Criminal</b>	Misdemeanor	M	78	▼	-22.8%	-23
	Felony	F	52	▲	+20.9%	+9
	Capias	CA	13	▼	-38.1%	-8
	Show Cause	SC	8	▼	-33.3%	-4
	Civil Violation	CV	1	▼	-85.7%	-6
	Restricted Operators License	RL	1	▲	-	+1
	<b>Total</b>			<b>153</b>	▼	<b>-16.8%</b>
<b>Traffic</b>	Infraction	I	592	▼	-15.9%	-112
	Misdemeanor	M	100	▼	-16.7%	-20
	Capias	CA	0	▼	-100.0%	-3
	Civil Violation	CV	0	▼	-100.0%	-1
	Felony	F	0	▼	-100.0%	-1
	Show Cause	SC	0	▼	-100.0%	-2
<b>Total</b>			<b>692</b>	▼	<b>-16.7%</b>	<b>-139</b>
<b>Civil</b>	Warrant in Debt	WD	1,032	▲	+11.0%	+102
	Garnishment	GA	39	↔	-	-
	Unlawful Detainer	UD	27	▲	+17.4%	+4
	Other	OT	10	▼	-33.3%	-5
	Admin License	AL	4	▼	-42.9%	-3
	Detinue	DT	4	▲	-	+4
	Preliminary Protective Order	PP	3	▼	-25.0%	-1
	Counter Claim	CC	2	▲	-	+2
	Interrogatory	IN	2	▲	+100.0%	+1
	Impoundment	IM	1	▼	-50.0%	-1
	Motion for Judgment	MJ	1	▲	-	+1
	Show Cause	SC	1	▼	-50.0%	-1
	Restricted Operators License	RL	0	▼	-100.0%	-1
<b>Total</b>			<b>1,126</b>	▲	<b>10.0%</b>	<b>+102</b>
<b>Civil Commitments</b>	Temporary Detention Order	TD	3	▲	+50.0%	+1
<b>Total</b>			<b>3</b>	▲	<b>50.0%</b>	<b>+1</b>
<b>GRAND TOTAL</b>			<b>1,974</b>	▼	-3.3%	-67

Dispositions by Major Case Category\*\*

Category	Summary	Change	% Change	Absolute Change
Felony	52	▼	+18.2%	+8
Garnishment	41	▲	+2.5%	+1
General Civil	1,039	▲	+11.1%	+104
Infraction/Civil Violation	593	▼	-16.7%	-119
Landlord /Tenant	27	▲	+17.4%	+4
Misdemeanor	179	▲	-19.4%	-43
Other	40	▲	-34.4%	-21
Protective Orders	3	▼	-25.0%	-1
<b>GRAND TOTAL</b>	<b>1,974</b>	▼	-3.3%	-67

2024 Overall GRAND TOTAL		Distribution of Caseload			Change*		Percentage (%) of Caseload		
<b>13,339</b>	+1,022 8.3%	<b>Criminal</b>	1,813	14%	-3.6% ▼	-68	<b>Criminal</b>	2023 15.3%	2024 13.6%
2024		<b>Traffic</b>	6,672	50%	13.3% ▲	+781	<b>Traffic</b>	47.8%	50.0%
2023		<b>Civil</b>	4,649	35%	7.4% ▲	+321	<b>Civil</b>	35.1%	34.9%
		<b>Civil Commitments</b>	205	2%	-5.5% ▼	-12	<b>Civil Commitments</b>	1.8%	1.5%
		<b>GRAND TOTAL</b>	<b>13,339</b>	100%	8.3% ▲	+1,022	<b>GRAND TOTAL</b>	100%	100%

**Dispositions by Division & Code**

Division	Case Type Description	Code	Summary	Change	% Change	Absolute Change
<b>Criminal</b>	Misdemeanor	M	1,033	▼	-4.1%	-44
	Felony	F	560	▼	-1.9%	-11
	Capias	CA	154	▼	-5.5%	-9
	Civil Violation	CV	38	▼	-2.6%	-1
	Show Cause	SC	28	▼	-9.7%	-3
	<b>Total</b>			<b>1,813</b>	▼	<b>-3.6%</b>
<b>Traffic</b>	Infraction	I	5,241	▲	+16.4%	+737
	Misdemeanor	M	1,382	▲	+3.2%	+43
	Capias	CA	27	▲	+35.0%	+7
	Felony	F	19	▼	-13.6%	-3
	Show Cause	SC	3	▼	-40.0%	-2
	Civil Violation	CV	0	▼	-100.0%	-1
	<b>Total</b>			<b>6,672</b>	▲	<b>13.3%</b>
<b>Civil</b>	Warrant in Debt	WD	2,278	▲	+14.7%	+292
	Garnishment	GA	1,167	▲	+6.0%	+66
	Unlawful Detainer	UD	630	▲	+0.6%	+4
	Other	OT	97	▲	+31.1%	+23
	Preliminary Protective Order	PP	81	▼	-28.9%	-33
	Admin License	AL	73	▼	-27.0%	-27
	Protective Order	PO	60	▼	-14.3%	-10
	Show Cause	SC	59	▲	+43.9%	+18
	Detinue	DT	46	▼	-19.3%	-11
	Interrogatory	IN	43	▲	+104.8%	+22
	Motion for Judgment	MJ	40	▲	+90.5%	+19
	Abstract	AJ	36	▼	-34.5%	-19
	Impoundment	IM	22	▼	-54.2%	-26
	Bond Forfeiture	BF	6	▲	+500.0%	+5
	Capias	CA	3	▲	-	+3
	Tenants Assertion	TA	3	↔	-	-
	Counter Claim	CC	2	▼	-66.7%	-4
	Petition-Restore Arms	PR	2	↔	-	-
	Overweight	OC	1	▲	-	+1
	Cross Claim	CR	0	▼	-100.0%	-1
	Restricted Operators License	RL	0	▼	-100.0%	-1
<b>Total</b>			<b>4,649</b>	▲	<b>7.4%</b>	<b>+321</b>
<b>Civil Commitments</b>	Temporary Detention Order	TD	118	▼	-7.8%	-10
	Emergency Custody Order	EC	54	▲	+14.9%	+7
	Mental Commitment	MC	30	▼	-14.3%	-5
	Other	OT	3	▼	-57.1%	-4
	<b>Total</b>			<b>205</b>	▼	<b>-5.5%</b>
<b>GRAND TOTAL</b>			<b>13,339</b>	▲	8.3%	+1,022

**Dispositions by Major Case Category\*\***

Category	Summary	Change	% Change	Absolute Change
Felony	579	▼	-2.4%	-14
Garnishment	1,210	▲	+7.8%	+88
General Civil	2,380	▲	+15.2%	+314
Infraction/Civil Violation	5,280	▲	+16.2%	+736

\* Compared to same time period as previous year  
 7/11/2024 12:28:24PM



\*\* Case Type Categories are defined in the 2017 Virginia Judicial Workload Assessment  
 Source: SCV-SQL-Information

**CPSS - GCMS CASELOAD STATISTICS OF THE GENERAL DISTRICT COURTS**  
 January 2024 thru June 2024 Dispositions (Compared to January 2023 thru June 2023)

Involuntary Civil Commitments	3	▼	-57.1%	-4
Landlord /Tenant	633	▲	+0.6%	+4
Misdemeanor	2,415	▼	-0.1%	-2
Other	698	▲	-7.5%	-57
Protective Orders	141	▼	-23.4%	-43
<b>GRAND TOTAL</b>	<b>13,339</b>	▲	8.3%	+1,022

\* Compared to same time period as previous year  
 7/11/2024 12:28:24PM

\*\* Case Type Categories are defined in the 2017 Virginia Judicial Workload Assessment  
 Source: SCV-SQL-Information

2024 Overall GRAND TOTAL		Distribution of Caseload			Change*		Percentage (%) of Caseload		
<b>14,435</b>	+1,293 9.8%	<b>Criminal</b>	3,079	21%	4.2% ▲	+123	<b>Criminal</b>	2023: 22.5%	2024: 21.3%
2024 	↑	<b>Traffic</b>	6,711	46%	4.9% ▲	+315	<b>Traffic</b>	48.7%	46.5%
2023 		<b>Civil</b>	4,548	32%	23.5% ▲	+865	<b>Civil</b>	28.0%	31.5%
		<b>Civil Commitments</b>	97	1%	-9.3% ▼	-10	<b>Civil Commitments</b>	0.8%	0.7%
		<b>GRAND TOTAL</b>	<b>14,435</b>	100%	9.8% ▲	+1,293	<b>GRAND TOTAL</b>	100%	100%

**Dispositions by Division & Code**

Division	Case Type Description	Code	Summary	Change	% Change	Absolute Change
<b>Criminal</b>	Misdemeanor	M	1,597	▲	+4.2%	+65
	Felony	F	934	▼	-2.2%	-21
	Capias	CA	397	▲	+24.5%	+78
	Show Cause	SC	92	▲	+46.0%	+29
	Civil Violation	CV	59	▼	-32.2%	-28
	<b>Total</b>			<b>3,079</b>	▲	<b>4.2%</b>
<b>Traffic</b>	Infraction	I	4,986	▲	+3.8%	+182
	Misdemeanor	M	1,592	▲	+8.5%	+125
	Felony	F	62	▲	+34.8%	+16
	Capias	CA	53	▲	+1.9%	+1
	Civil Violation	CV	14	▼	-30.0%	-6
	Show Cause	SC	4	▼	-42.9%	-3
<b>Total</b>			<b>6,711</b>	▲	<b>4.9%</b>	<b>+315</b>
<b>Civil</b>	Warrant in Debt	WD	1,887	▲	+34.9%	+488
	Garnishment	GA	1,145	▲	+37.1%	+310
	Unlawful Detainer	UD	691	▲	+10.6%	+66
	Admin License	AL	148	▼	-6.3%	-10
	Impoundment	IM	134	▲	+4.7%	+6
	Show Cause	SC	123	▼	-5.4%	-7
	Other	OT	114	▼	-14.3%	-19
	Preliminary Protective Order	PP	82	▲	+30.2%	+19
	Interrogatory	IN	47	▼	-27.7%	-18
	Bond Forfeiture	BF	45	▲	+104.5%	+23
	Motion for Judgment	MJ	42	▲	+250.0%	+30
	Abstract	AJ	38	▼	-48.6%	-36
	Protective Order	PO	27	▲	+35.0%	+7
	Tenants Assertion	TA	6	▲	+100.0%	+3
	Detinue	DT	5	▼	-44.4%	-4
	Zoning Violation	ZO	4	▲	-	+4
	Capias	CA	3	▼	-25.0%	-1
	Counter Claim	CC	3	↔	-	-
	Restricted Operators License	RL	2	▲	-	+2
	Attachment	AT	1	▲	-	+1
Overweight	OC	1	▲	-	+1	
<b>Total</b>			<b>4,548</b>	▲	<b>23.5%</b>	<b>+865</b>
<b>Civil Commitments</b>	Temporary Detention Order	TD	57	▲	+11.8%	+6
	Emergency Custody Order	EC	40	▼	-27.3%	-15
	Medical Emergency Temporary Detention Order	MT	0	▼	-100.0%	-1
<b>Total</b>			<b>97</b>	▼	<b>-9.3%</b>	<b>-10</b>
<b>GRAND TOTAL</b>			<b>14,435</b>	▲	9.8%	+1,293

**Dispositions by Major Case Category\*\***

Category	Summary	Change	% Change	Absolute Change
Felony	996	▲	-0.5%	-5
Garnishment	1,192	▲	+32.4%	+292
General Civil	1,970	▲	+36.0%	+521
Infraction/Civil Violation	5,060	▲	+3.0%	+149
Landlord /Tenant	697	▲	+11.0%	+69

\* Compared to same time period as previous year  
 7/11/2024 12:28:24PM

\*\* Case Type Categories are defined in the 2017 Virginia Judicial Workload Assessment  
 Source: SCV-SQL-Information

**CPSS - GCMS CASELOAD STATISTICS OF THE GENERAL DISTRICT COURTS**

January 2024 thru June 2024 Dispositions (Compared to January 2023 thru June 2023)

Misdemeanor	3,195	▲	+6.5%	+196
Other	1,216	▲	+3.8%	+45
Protective Orders	109	▲	+31.3%	+26
<b>GRAND TOTAL</b>	<b>14,435</b>	▲	9.8%	+1,293

\* Compared to same time period as previous year  
7/11/2024 12:28:24PM

\*\* Case Type Categories are defined in the 2017 Virginia Judicial Workload Assessment  
Source: SCV-SQL-Information

2024 Overall GRAND TOTAL		Distribution of Caseload			Change*		Percentage (%) of Caseload		
<b>2,312</b>	+10 0.4%	<b>Criminal</b>	254	11%	9.0% ▲	+21	<b>Criminal</b>	2023 10.1%	2024 11.0%
2024		<b>Traffic</b>	1,539	67%	-8.6% ▼	-145	<b>Traffic</b>	73.2%	66.6%
2023		<b>Civil</b>	494	21%	33.9% ▲	+125	<b>Civil</b>	16.0%	21.4%
		<b>Civil Commitments</b>	25	1%	56.3% ▲	+9	<b>Civil Commitments</b>	0.7%	1.1%
		<b>GRAND TOTAL</b>	<b>2,312</b>	100%	0.4% ▲	+10	<b>GRAND TOTAL</b>	100%	100%

**Dispositions by Division & Code**

Division	Case Type Description	Code	Summary	Change	% Change	Absolute Change
<b>Criminal</b>	Misdemeanor	M	156	▲	+6.8%	+10
	Felony	F	73	▲	+9.0%	+6
	Capias	CA	17	▲	+142.9%	+10
	Show Cause	SC	6	▲	+20.0%	+1
	Civil Violation	CV	2	▼	-75.0%	-6
	<b>Total</b>			<b>254</b>	<b>▲</b>	<b>9.0%</b>
<b>Traffic</b>	Infraction	I	1,241	▼	-12.0%	-170
	Misdemeanor	M	261	▲	+9.7%	+23
	Capias	CA	12	▼	-36.8%	-7
	Felony	F	11	▲	+175.0%	+7
	Show Cause	SC	10	▲	+25.0%	+2
	Civil Violation	CV	4	↔		-
	<b>Total</b>			<b>1,539</b>	<b>▼</b>	<b>-8.6%</b>
<b>Civil</b>	Warrant in Debt	WD	223	▲	+54.9%	+79
	Garnishment	GA	88	▼	-13.7%	-14
	Unlawful Detainer	UD	71	▲	+61.4%	+27
	Impoundment	IM	34	▲	+25.9%	+7
	Other	OT	31	▲	+63.2%	+12
	Admin License	AL	22	▲	+46.7%	+7
	Protective Order	PO	14	▲	+40.0%	+4
	Interrogatory	IN	4	▲	-	+4
	Preliminary Protective Order	PP	3	▲	+200.0%	+2
	Show Cause	SC	2	▲	-	+2
	Detinue	DT	1	↔		-
	Motion for Judgment	MJ	1	↔		-
	Abstract	AJ	0	▼	-100.0%	-5
	<b>Total</b>			<b>494</b>	<b>▲</b>	<b>33.9%</b>
<b>Civil Commitments</b>	Temporary Detention Order	TD	22	▲	+57.1%	+8
	Emergency Custody Order	EC	3	▲	+50.0%	+1
	<b>Total</b>			<b>25</b>	<b>▲</b>	<b>56.3%</b>
<b>GRAND TOTAL</b>			<b>2,312</b>	<b>▲</b>	<b>0.4%</b>	<b>+10</b>

**Dispositions by Major Case Category\*\***

Category	Summary	Change	% Change	Absolute Change
Felony	84	▲	+18.3%	+13
Garnishment	92	▲	-9.8%	-10
General Civil	229	▲	+53.7%	+80
Infraction/Civil Violation	1,247	▼	-12.4%	-176
Landlord /Tenant	71	▲	+61.4%	+27
Misdemeanor	417	▲	+8.6%	+33
Other	155	▲	+31.4%	+37
Protective Orders	17	▲	+54.5%	+6
<b>GRAND TOTAL</b>	<b>2,312</b>	<b>▲</b>	<b>0.4%</b>	<b>+10</b>

\* Compared to same time period as previous year  
 7/11/2024 12:28:24PM

\*\* Case Type Categories are defined in the 2017 Virginia Judicial Workload Assessment  
 Source: SCV-SQL-Information



2024 Overall GRAND TOTAL		Distribution of Caseload			Change*		Percentage (%) of Caseload		
<b>8,914</b>	-1,183 -11.7%	<b>Criminal</b>	1,175	13%	4.3% ▲	+48	<b>Criminal</b>	2023 11.2%	2024 13.2%
2024		<b>Traffic</b>	4,583	51%	-22.9% ▼	-1,362	<b>Traffic</b>	58.9%	51.4%
2023		<b>Civil</b>	3,019	34%	4.6% ▲	+132	<b>Civil</b>	28.6%	33.9%
		<b>Civil Commitments</b>	137	2%	-0.7% ▼	-1	<b>Civil Commitments</b>	1.4%	1.5%
		<b>GRAND TOTAL</b>	<b>8,914</b>	100%	-11.7% ▼	-1,183	<b>GRAND TOTAL</b>	100%	100%

Dispositions by Division & Code

Division	Case Type Description	Code	Summary	Change	% Change	Absolute Change
<b>Criminal</b>	Misdemeanor	M	681	▲	+5.7%	+37
	Felony	F	199	▼	-15.0%	-35
	Capias	CA	130	↔	-	-
	Show Cause	SC	98	▼	-3.0%	-3
	Civil Violation	CV	67	▲	+272.2%	+49
	<b>Total</b>			<b>1,175</b>	<b>▲</b>	<b>4.3%</b>
<b>Traffic</b>	Infraction	I	3,698	▼	-24.2%	-1,180
	Misdemeanor	M	805	▼	-18.9%	-187
	Capias	CA	33	▼	-2.9%	-1
	Show Cause	SC	31	▲	+40.9%	+9
	Felony	F	14	▼	-22.2%	-4
	Civil Violation	CV	2	▲	+100.0%	+1
	<b>Total</b>			<b>4,583</b>	<b>▼</b>	<b>-22.9%</b>
<b>Civil</b>	Warrant in Debt	WD	1,135	▲	+21.5%	+201
	Garnishment	GA	723	▲	+24.9%	+144
	Unlawful Detainer	UD	675	▼	-2.5%	-17
	Other	OT	128	▼	-14.1%	-21
	Detinue	DT	78	▼	-43.9%	-61
	Preliminary Protective Order	PP	63	▼	-22.2%	-18
	Protective Order	PO	60	▲	+1.7%	+1
	Interrogatory	IN	35	▼	-59.3%	-51
	Admin License	AL	34	▲	+6.3%	+2
	Abstract	AJ	28	▲	+27.3%	+6
	Show Cause	SC	25	▼	-58.3%	-35
	Impoundment	IM	8	▼	-65.2%	-15
	Motion for Judgment	MJ	7	▼	-30.0%	-3
	Zoning Violation	ZO	7	▲	+250.0%	+5
	Counter Claim	CC	4	▼	-63.6%	-7
	Tenants Assertion	TA	3	▼	-40.0%	-2
	Bond Forfeiture	BF	2	▲	-	+2
	Distress Seizure	DS	1	▲	-	+1
	Overweight	OC	1	▲	-	+1
	Petition to Require Blood Test	BT	1	▲	-	+1
	Petition-Restore Arms	PR	1	↔	-	-
	Capias	CA	0	▼	-100.0%	-2
<b>Total</b>			<b>3,019</b>	<b>▲</b>	<b>4.6%</b>	<b>+132</b>
<b>Civil Commitments</b>	Temporary Detention Order	TD	89	▼	-6.3%	-6
	Emergency Custody Order	EC	46	▲	+9.5%	+4
	Mental Commitment	MC	2	▲	-	+2
	Petition	PT	0	▼	-100.0%	-1
<b>Total</b>			<b>137</b>	<b>▼</b>	<b>-0.7%</b>	<b>-1</b>
<b>GRAND TOTAL</b>			<b>8,914</b>	<b>▼</b>	<b>-11.7%</b>	<b>-1,183</b>

Dispositions by Major Case Category\*\*

Category	Summary	Change	% Change	Absolute Change
Felony	213	▼	-15.5%	-39
Garnishment	758	▼	+14.0%	+93
General Civil	1,255	▲	+11.1%	+125

\* Compared to same time period as previous year  
 7/11/2024 12:28:24PM

\*\* Case Type Categories are defined in the 2017 Virginia Judicial Workload Assessment  
 Source: SCV-SQL-Information

**CPSS - GCMS CASELOAD STATISTICS OF THE GENERAL DISTRICT COURTS**

January 2024 thru June 2024 Dispositions (Compared to January 2023 thru June 2023)

Infraction/Civil Violation	3,768	▲	-23.1%	-1,129
Involuntary Civil Commitments	0	▼	-100.0%	-1
Landlord /Tenant	678	▼	-2.7%	-19
Misdemeanor	1,493	▲	-8.9%	-145
Other	626	▲	-7.5%	-51
Protective Orders	123	▼	-12.1%	-17
<b>GRAND TOTAL</b>	<b>8,914</b>	▼	-11.7%	-1,183

\* Compared to same time period as previous year  
7/11/2024 12:28:24PM

\*\* Case Type Categories are defined in the 2017 Virginia Judicial Workload Assessment  
Source: SCV-SQL-Information

2024 Overall GRAND TOTAL		Distribution of Caseload			Change*		Percentage (%) of Caseload		
<b>3,719</b>	-429 -10.3%	<b>Criminal</b>	936	25%	6.5% ▲	+57	<b>Criminal</b>	2023 21.2%	2024 25.2%
2024		<b>Traffic</b>	1,155	31%	-32.1% ▼	-547	<b>Traffic</b>	41.0%	31.1%
2023		<b>Civil</b>	1,227	33%	7.3% ▲	+83	<b>Civil</b>	27.6%	33.0%
		<b>Civil Commitments</b>	401	11%	-5.2% ▼	-22	<b>Civil Commitments</b>	10.2%	10.8%
		<b>GRAND TOTAL</b>	<b>3,719</b>	100%	-10.3% ▼	-429	<b>GRAND TOTAL</b>	100%	100%

Dispositions by Division & Code

Division	Case Type Description	Code	Summary	Change	% Change	Absolute Change
<b>Criminal</b>	Misdemeanor	M	542	▲	+12.4%	+60
	Felony	F	156	▼	-14.3%	-26
	Capias	CA	134	▲	+5.5%	+7
	Show Cause	SC	88	▲	+31.3%	+21
	Civil Violation	CV	16	▼	-23.8%	-5
	<b>Total</b>			<b>936</b>	<b>▲</b>	<b>6.5%</b>
<b>Traffic</b>	Infraction	I	949	▼	-30.1%	-408
	Misdemeanor	M	179	▼	-42.1%	-130
	Show Cause	SC	15	▲	+15.4%	+2
	Capias	CA	11	▼	-50.0%	-11
	Felony	F	1	▲	-	+1
	Other	O	0	▼	-100.0%	-1
	<b>Total</b>			<b>1,155</b>	<b>▼</b>	<b>-32.1%</b>
<b>Civil</b>	Warrant in Debt	WD	468	▲	+16.7%	+67
	Garnishment	GA	280	▲	+17.6%	+42
	Unlawful Detainer	UD	203	▲	+17.3%	+30
	Other	OT	123	▲	+5.1%	+6
	Preliminary Protective Order	PP	43	▼	-23.2%	-13
	Protective Order	PO	42	▼	-2.3%	-1
	Admin License	AL	25	▼	-37.5%	-15
	Abstract	AJ	11	▲	+1,000.0%	+10
	Motion for Judgment	MJ	10	↔	-	-
	Interrogatory	IN	8	▼	-42.9%	-6
	Detinue	DT	5	▼	-58.3%	-7
	Impoundment	IM	4	▼	-55.6%	-5
	Show Cause	SC	4	▼	-77.8%	-14
	Tenants Assertion	TA	1	▼	-85.7%	-6
	Bond Forfeiture	BF	0	▼	-100.0%	-1
	Counter Claim	CC	0	▼	-100.0%	-3
	Petition-Restore Arms	PR	0	▼	-100.0%	-1
<b>Total</b>			<b>1,227</b>	<b>▲</b>	<b>7.3%</b>	<b>+83</b>
<b>Civil Commitments</b>	Mental Commitment	MC	159	▲	+19.5%	+26
	Temporary Detention Order	TD	102	▼	-20.9%	-27
	Emergency Custody Order	EC	87	▼	-16.3%	-17
	Other	OT	51	▼	-7.3%	-4
	Medical Emergency Temporary Detention Order	MT	2	▲	+100.0%	+1
	Medical Emergency Custody Order	ME	0	▼	-100.0%	-1
<b>Total</b>			<b>401</b>	<b>▼</b>	<b>-5.2%</b>	<b>-22</b>
<b>GRAND TOTAL</b>			<b>3,719</b>	<b>▼</b>	<b>-10.3%</b>	<b>-429</b>

Dispositions by Major Case Category\*\*

Category	Summary	Change	% Change	Absolute Change
Felony	157	▲	-13.7%	-25
Garnishment	288	▼	+14.3%	+36
General Civil	515	▼	+13.4%	+61
Infraction/Civil Violation	965	▼	-30.0%	-414
Involuntary Civil Commitments	51	▼	-7.3%	-4
Landlord /Tenant	204	▼	+13.3%	+24

\* Compared to same time period as previous year  
 7/11/2024 12:28:24PM

\*\* Case Type Categories are defined in the 2017 Virginia Judicial Workload Assessment  
 Source: SCV-SQL-Information

**CPSS - GCMS CASELOAD STATISTICS OF THE GENERAL DISTRICT COURTS**  
 January 2024 thru June 2024 Dispositions (Compared to January 2023 thru June 2023)

Misdemeanor	721	▼	-8.8%	-70
Other	733	▲	-3.0%	-23
Protective Orders	85	▼	-14.1%	-14
<b>GRAND TOTAL</b>	<b>3,719</b>	▼	-10.3%	-429

\* Compared to same time period as previous year  
 7/11/2024 12:28:24PM

\*\* Case Type Categories are defined in the 2017 Virginia Judicial Workload Assessment  
 Source: SCV-SQL-Information

2024 Overall GRAND TOTAL		Distribution of Caseload			Change*		Percentage (%) of Caseload			
<b>6,426</b>	+294 4.8%	<b>Criminal</b>	842	13%	-8.5%	▼	-78	<b>Criminal</b>	2023 15.0%	2024 13.1%
2024		<b>Traffic</b>	3,905	61%	1.0%	▲	+37	<b>Traffic</b>	63.1%	60.8%
2023		<b>Civil</b>	1,630	25%	26.2%	▲	+338	<b>Civil</b>	21.1%	25.4%
		<b>Civil Commitments</b>	49	1%	-5.8%	▼	-3	<b>Civil Commitments</b>	0.8%	0.8%
		<b>GRAND TOTAL</b>	<b>6,426</b>	100%	4.8%	▲	+294	<b>GRAND TOTAL</b>	100%	100%

**Dispositions by Division & Code**

Division	Case Type Description	Code	Summary	Change	% Change	Absolute Change
<b>Criminal</b>	Misdemeanor	M	452	▲	+1.3%	+6
	Felony	F	210	▼	-21.9%	-59
	Show Cause	SC	85	▼	-10.5%	-10
	Capias	CA	82	▼	-3.5%	-3
	Civil Violation	CV	13	▼	-48.0%	-12
	<b>Total</b>			<b>842</b>	▼	<b>-8.5%</b>
<b>Traffic</b>	Infraction	I	2,478	▲	+1.3%	+32
	Misdemeanor	M	1,155	▲	+2.2%	+25
	Show Cause	SC	126	▼	-9.4%	-13
	Capias	CA	102	▼	-8.1%	-9
	Felony	F	29	▲	+26.1%	+6
	Civil Violation	CV	13	▼	-7.1%	-1
	Restricted Operators License	RL	2	▼	-60.0%	-3
	<b>Total</b>			<b>3,905</b>	▲	<b>1.0%</b>
<b>Civil</b>	Warrant in Debt	WD	762	▲	+60.8%	+288
	Garnishment	GA	442	▲	+13.9%	+54
	Unlawful Detainer	UD	187	▲	+8.1%	+14
	Other	OT	47	▲	+30.6%	+11
	Impoundment	IM	35	▼	-5.4%	-2
	Admin License	AL	34	▲	+21.4%	+6
	Protective Order	PO	21	▲	+10.5%	+2
	Preliminary Protective Order	PP	20	▼	-25.9%	-7
	Show Cause	SC	18	▼	-10.0%	-2
	Detinue	DT	17	▼	-52.8%	-19
	Interrogatory	IN	14	▼	-17.6%	-3
	Bond Forfeiture	BF	13	▲	+18.2%	+2
	Abstract	AJ	11	▼	-15.4%	-2
	Motion for Judgment	MJ	5	▼	-16.7%	-1
	Overweight	OC	3	▲	-	+3
	Petition-Restore Arms	PR	1	↔	-	-
	Capias	CA	0	▼	-100.0%	-3
	Counter Claim	CC	0	▼	-100.0%	-2
	Petition to Require Blood Test	BT	0	▼	-100.0%	-1
	<b>Total</b>			<b>1,630</b>	▲	<b>26.2%</b>
<b>Civil Commitments</b>	Temporary Detention Order	TD	37	▼	-17.8%	-8
	Emergency Custody Order	EC	12	▲	+71.4%	+5
	<b>Total</b>			<b>49</b>	▼	<b>-5.8%</b>
<b>GRAND TOTAL</b>			<b>6,426</b>	▲	4.8%	+294

**Dispositions by Major Case Category\*\***

Category	Summary	Change	% Change	Absolute Change
Felony	239	▲	-18.2%	-53
Garnishment	456	▼	+12.6%	+51
General Civil	797	▲	+51.8%	+272
Infraction/Civil Violation	2,507	▲	+0.9%	+22
Landlord /Tenant	187	▲	+8.1%	+14
Misdemeanor	1,609	▼	+1.8%	+28
Other	590	▼	-5.6%	-35

\* Compared to same time period as previous year  
 7/11/2024 12:28:24PM

\*\* Case Type Categories are defined in the 2017 Virginia Judicial Workload Assessment  
 Source: SCV-SQL-Information

**CPSS - GCMS CASELOAD STATISTICS OF THE GENERAL DISTRICT COURTS**  
January 2024 thru June 2024 Dispositions (Compared to January 2023 thru June 2023)

Protective Orders	41	▼	-10.9%	-5
<b>GRAND TOTAL</b>	<b>6,426</b>	▲	4.8%	+294

\* Compared to same time period as previous year  
7/11/2024 12:28:24PM

\*\* Case Type Categories are defined in the 2017 Virginia Judicial Workload Assessment  
Source: SCV-SQL-Information

2024 Overall GRAND TOTAL		Distribution of Caseload			Change*		Percentage (%) of Caseload		
<b>2,208</b>	-541 -19.7%	<b>Criminal</b>	235	11%	-2.9% ▼	-7	<b>Criminal</b>	2023 8.8%	2024 10.6%
2024		<b>Traffic</b>	1,491	68%	-27.7% ▼	-571	<b>Traffic</b>	75.0%	67.5%
2023		<b>Civil</b>	454	21%	11.3% ▲	+46	<b>Civil</b>	14.8%	20.6%
		<b>Civil Commitments</b>	28	1%	-24.3% ▼	-9	<b>Civil Commitments</b>	1.3%	1.3%
		<b>GRAND TOTAL</b>	<b>2,208</b>	100%	-19.7% ▼	-541	<b>GRAND TOTAL</b>	100%	100%

Dispositions by Division & Code

Division	Case Type Description	Code	Summary	Change	% Change	Absolute Change
<b>Criminal</b>	Misdemeanor	M	133	▲	+8.1%	+10
	Felony	F	59	▲	+34.1%	+15
	Show Cause	SC	25	▼	-30.6%	-11
	Capias	CA	12	▼	-42.9%	-9
	Civil Violation	CV	6	▼	-66.7%	-12
	<b>Total</b>			<b>235</b>	▼	<b>-2.9%</b>
<b>Traffic</b>	Infraction	I	1,161	▼	-35.0%	-625
	Misdemeanor	M	256	▲	+11.3%	+26
	Show Cause	SC	46	▲	+31.4%	+11
	Capias	CA	26	▲	+188.9%	+17
	Felony	F	2	↔		-
	<b>Total</b>			<b>1,491</b>	▼	<b>-27.7%</b>
<b>Civil</b>	Warrant in Debt	WD	228	▲	+40.7%	+66
	Garnishment	GA	121	▲	+10.0%	+11
	Impoundment	IM	26	▼	-51.9%	-28
	Preliminary Protective Order	PP	20	▲	+122.2%	+11
	Other	OT	17	▼	-5.6%	-1
	Unlawful Detainer	UD	11	▼	-47.6%	-10
	Interrogatory	IN	8	↔		-
	Admin License	AL	7	▼	-22.2%	-2
	Protective Order	PO	5	▼	-44.4%	-4
	Show Cause	SC	5	▲	+25.0%	+1
	Detinue	DT	3	▲	+50.0%	+1
	Motion for Judgment	MJ	2	▲	-	+2
	Petition-Restore Arms	PR	1	▲	-	+1
	Overweight	OC	0	▼	-100.0%	-1
	Tenants Assertion	TA	0	▼	-100.0%	-1
	<b>Total</b>			<b>454</b>	▲	<b>11.3%</b>
<b>Civil Commitments</b>	Temporary Detention Order	TD	13	▼	-43.5%	-10
	Mental Commitment	MC	8	↔		-
	Emergency Custody Order	EC	7	▲	+16.7%	+1
<b>Total</b>			<b>28</b>	▼	<b>-24.3%</b>	<b>-9</b>
<b>GRAND TOTAL</b>			<b>2,208</b>	▼	<b>-19.7%</b>	<b>-541</b>

Dispositions by Major Case Category\*\*

Category	Summary	Change	% Change	Absolute Change
Felony	61	▲	+32.6%	+15
Garnishment	129	▲	+9.3%	+11
General Civil	236	▲	+38.0%	+65
Infraction/Civil Violation	1,167	▼	-35.3%	-638
Landlord /Tenant	11	▼	-50.0%	-11
Misdemeanor	389	▲	+10.2%	+36
Other	190	▲	-12.0%	-26
Protective Orders	25	▲	+38.9%	+7
<b>GRAND TOTAL</b>	<b>2,208</b>	▼	<b>-19.7%</b>	<b>-541</b>

\* Compared to same time period as previous year  
 7/11/2024 12:28:24PM

\*\* Case Type Categories are defined in the 2017 Virginia Judicial Workload Assessment  
 Source: SCV-SQL-Information

2024 Overall GRAND TOTAL		Distribution of Caseload			Change*		Percentage (%) of Caseload			
<b>3,385</b>	+67 2.0%	<b>Criminal</b>	233	7%	3.6%	▲	+8	<b>Criminal</b>	2023 6.8%	2024 6.9%
2024	↑	<b>Traffic</b>	2,741	81%	-1.6%	▼	-45	<b>Traffic</b>	84.0%	81.0%
2023		<b>Civil</b>	404	12%	32.0%	▲	+98	<b>Civil</b>	9.2%	11.9%
		<b>Civil Commitments</b>	7	0%	600.0%	▲	+6	<b>Civil Commitments</b>	0.0%	0.2%
		<b>GRAND TOTAL</b>	<b>3,385</b>	100%	2.0%	▲	+67	<b>GRAND TOTAL</b>	100%	100%

Dispositions by Division & Code

Division	Case Type Description	Code	Summary	Change	% Change	Absolute Change
<b>Criminal</b>	Misdemeanor	M	162	▲	+1.9%	+3
	Felony	F	39	▼	-4.9%	-2
	Civil Violation	CV	21	▲	+61.5%	+8
	Show Cause	SC	8	▲	+100.0%	+4
	Capias	CA	3	▼	-62.5%	-5
	<b>Total</b>			<b>233</b>	▲	<b>3.6%</b>
<b>Traffic</b>	Infraction	I	2,221	▲	+1.7%	+37
	Misdemeanor	M	509	▼	-13.0%	-76
	Capias	CA	3	▼	-25.0%	-1
	Show Cause	SC	3	▼	-62.5%	-5
	Civil Violation	CV	2	▲	-	+2
	Felony	F	2	▼	-60.0%	-3
	Other	O	1	▲	-	+1
	<b>Total</b>			<b>2,741</b>	▼	<b>-1.6%</b>
<b>Civil</b>	Warrant in Debt	WD	198	▲	+59.7%	+74
	Garnishment	GA	85	▲	+10.4%	+8
	Admin License	AL	40	▲	+25.0%	+8
	Unlawful Detainer	UD	29	▲	+61.1%	+11
	Other	OT	15	▼	-25.0%	-5
	Impoundment	IM	11	▲	+83.3%	+5
	Motion for Judgment	MJ	7	▲	+16.7%	+1
	Show Cause	SC	5	↔	-	-
	Overweight	OC	4	▲	-	+4
	Preliminary Protective Order	PP	4	▼	-55.6%	-5
	Interrogatory	IN	2	▲	+100.0%	+1
	Protective Order	PO	2	▼	-33.3%	-1
	Abstract	AJ	1	▲	-	+1
	Detinue	DT	1	▼	-50.0%	-1
	Counter Claim	CC	0	▼	-100.0%	-2
	Third Party Claim	TH	0	▼	-100.0%	-1
<b>Total</b>			<b>404</b>	▲	<b>32.0%</b>	<b>+98</b>
<b>Civil Commitments</b>	Emergency Custody Order	EC	4	▲	+300.0%	+3
	Temporary Detention Order	TD	3	▲	-	+3
<b>Total</b>			<b>7</b>	▲	<b>600.0%</b>	<b>+6</b>
<b>GRAND TOTAL</b>			<b>3,385</b>	▲	2.0%	+67

Dispositions by Major Case Category\*\*

Category	Summary	Change	% Change	Absolute Change
Felony	41	▼	-10.9%	-5
Garnishment	87	▲	+11.5%	+9
General Civil	211	▲	+54.0%	+74
Infraction/Civil Violation	2,249	▲	+2.4%	+52
Landlord /Tenant	29	▲	+61.1%	+11
Misdemeanor	671	▼	-9.8%	-73
Other	91	▲	+5.8%	+5
Protective Orders	6	▼	-50.0%	-6
<b>GRAND TOTAL</b>	<b>3,385</b>	▲	2.0%	+67

\* Compared to same time period as previous year  
 7/11/2024 12:28:24PM

\*\* Case Type Categories are defined in the 2017 Virginia Judicial Workload Assessment  
 Source: SCV-SQL-Information





2024 Overall GRAND TOTAL		Distribution of Caseload			Change*		Percentage (%) of Caseload		
<b>3,449</b>	+1,391 67.6%	<b>Criminal</b>	279	8%	0.0%	0	<b>Criminal</b>	2023 13.6%	2024 8.1%
2024		<b>Traffic</b>	2,674	78%	93.8%	▲ +1,294	<b>Traffic</b>	67.1%	77.5%
2023		<b>Civil</b>	480	14%	27.0%	▲ +102	<b>Civil</b>	18.4%	13.9%
		<b>Civil Commitments</b>	16	0%	-23.8%	▼ -5	<b>Civil Commitments</b>	1.0%	0.5%
		<b>GRAND TOTAL</b>	<b>3,449</b>	100%	67.6%	▲ +1,391	<b>GRAND TOTAL</b>	100%	100%

**Dispositions by Division & Code**

Division	Case Type Description	Code	Summary	Change	% Change	Absolute Change
<b>Criminal</b>	Misdemeanor	M	172	↔		-
	Felony	F	51	▲	+6.3%	+3
	Civil Violation	CV	23	↔		-
	Capias	CA	18	▼	-10.0%	-2
	Show Cause	SC	14	▼	-6.7%	-1
	Restricted Operators License	RL	1	↔		-
	<b>Total</b>			<b>279</b>		<b>0.0%</b>
<b>Traffic</b>	Infraction	I	2,375	▲	+102.6%	+1,203
	Misdemeanor	M	293	▲	+50.3%	+98
	Felony	F	3	▲	+50.0%	+1
	Capias	CA	2	▼	-33.3%	-1
	Show Cause	SC	1	▼	-66.7%	-2
	Civil Violation	CV	0	▼	-100.0%	-4
	Restricted Operators License	RL	0	▼	-100.0%	-1
<b>Total</b>			<b>2,674</b>	▲	<b>93.8%</b>	<b>+1,294</b>
<b>Civil</b>	Warrant in Debt	WD	191	▲	+56.6%	+69
	Garnishment	GA	128	▲	+14.3%	+16
	Unlawful Detainer	UD	46	▲	+31.4%	+11
	Admin License	AL	21	▼	-34.4%	-11
	Other	OT	20	▲	+11.1%	+2
	Preliminary Protective Order	PP	19	▲	+26.7%	+4
	Protective Order	PO	16	▲	+45.5%	+5
	Show Cause	SC	12	▲	+20.0%	+2
	Impoundment	IM	10	▲	+42.9%	+3
	Abstract	AJ	5	▼	-28.6%	-2
	Interrogatory	IN	5	↔		-
	Tenants Assertion	TA	4	▲	-	+4
	Motion for Judgment	MJ	2	↔		-
	Zoning Violation	ZO	1	↔		-
Counter Claim	CC	0	▼	-100.0%	-1	
<b>Total</b>			<b>480</b>	▲	<b>27.0%</b>	<b>+102</b>
<b>Civil Commitments</b>	Temporary Detention Order	TD	12	▼	-29.4%	-5
	Emergency Custody Order	EC	4	↔		-
<b>Total</b>			<b>16</b>	▼	<b>-23.8%</b>	<b>-5</b>
<b>GRAND TOTAL</b>			<b>3,449</b>	▲	67.6%	+1,391

**Dispositions by Major Case Category\*\***

Category	Summary	Change	% Change	Absolute Change
Felony	54	▲	+8.0%	+4
Garnishment	133	▲	+13.7%	+16
General Civil	200	▲	+57.5%	+73
Infraction/Civil Violation	2,398	▲	+100.0%	+1,199
Landlord /Tenant	50	▲	+42.9%	+15
Misdemeanor	467	▼	+26.2%	+97
Other	112	▼	-16.4%	-22
Protective Orders	35	▲	+34.6%	+9
<b>GRAND TOTAL</b>	<b>3,449</b>	▲	67.6%	+1,391

\* Compared to same time period as previous year  
 7/11/2024 12:28:24PM

\*\* Case Type Categories are defined in the 2017 Virginia Judicial Workload Assessment  
 Source: SCV-SQL-Information



2024 Overall GRAND TOTAL		Distribution of Caseload			Change*		Percentage (%) of Caseload		
<b>3,871</b>	+591 18.0%	<b>Criminal</b>	677	17%	31.7% ▲	+163	<b>Criminal</b>	2023 15.7%	2024 17.5%
2024		<b>Traffic</b>	2,128	55%	8.4% ▲	+165	<b>Traffic</b>	59.8%	55.0%
2023		<b>Civil</b>	1,021	26%	34.2% ▲	+260	<b>Civil</b>	23.2%	26.4%
		<b>Civil Commitments</b>	45	1%	7.1% ▲	+3	<b>Civil Commitments</b>	1.3%	1.2%
		<b>GRAND TOTAL</b>	<b>3,871</b>	100%	18.0% ▲	+591	<b>GRAND TOTAL</b>	100%	100%

**Dispositions by Division & Code**

Division	Case Type Description	Code	Summary	Change	% Change	Absolute Change
<b>Criminal</b>	Misdemeanor	M	372	▲	+56.3%	+134
	Felony	F	194	▲	+7.8%	+14
	Capias	CA	53	▲	+15.2%	+7
	Show Cause	SC	31	▲	+6.9%	+2
	Civil Violation	CV	27	▲	+28.6%	+6
	<b>Total</b>			<b>677</b>	<b>▲</b>	<b>31.7%</b>
<b>Traffic</b>	Infraction	I	1,728	▲	+9.0%	+143
	Misdemeanor	M	384	▲	+5.8%	+21
	Capias	CA	8	▲	+100.0%	+4
	Felony	F	5	▼	-28.6%	-2
	Show Cause	SC	3	↔		-
	Civil Violation	CV	0	▼	-100.0%	-1
	<b>Total</b>			<b>2,128</b>	<b>▲</b>	<b>8.4%</b>
<b>Civil</b>	Warrant in Debt	WD	469	▲	+46.1%	+148
	Garnishment	GA	234	▲	+19.4%	+38
	Impoundment	IM	93	▲	+63.2%	+36
	Unlawful Detainer	UD	89	▲	+21.9%	+16
	Other	OT	47	▲	+30.6%	+11
	Admin License	AL	30	▲	+42.9%	+9
	Preliminary Protective Order	PP	17	▲	+21.4%	+3
	Protective Order	PO	9	↔		-
	Show Cause	SC	7	▲	+16.7%	+1
	Counter Claim	CC	6	▲	+500.0%	+5
	Detinue	DT	6	↔		-
	Abstract	AJ	5	▼	-37.5%	-3
	Interrogatory	IN	4	▼	-20.0%	-1
	Motion for Judgment	MJ	3	▼	-50.0%	-3
	Tenants Assertion	TA	2	▲	+100.0%	+1
	Overweight	OC	0	▼	-100.0%	-1
<b>Total</b>			<b>1,021</b>	<b>▲</b>	<b>34.2%</b>	<b>+260</b>
<b>Civil Commitments</b>	Temporary Detention Order	TD	38	▲	+5.6%	+2
	Emergency Custody Order	EC	7	▲	+16.7%	+1
	<b>Total</b>		<b>45</b>	<b>▲</b>	<b>7.1%</b>	<b>+3</b>
<b>GRAND TOTAL</b>			<b>3,871</b>	<b>▲</b>	<b>18.0%</b>	<b>+591</b>

**Dispositions by Major Case Category\*\***

Category	Summary	Change	% Change	Absolute Change
Felony	199	▼	+6.4%	+12
Garnishment	238	▼	+18.4%	+37
General Civil	488	▼	+42.3%	+145
Infraction/Civil Violation	1,755	▼	+9.1%	+147
Landlord /Tenant	91	▲	+23.0%	+17
Misdemeanor	756	▲	+25.8%	+155
Other	318	▲	+30.9%	+75
Protective Orders	26	▲	+13.0%	+3
<b>GRAND TOTAL</b>	<b>3,871</b>	<b>▲</b>	<b>18.0%</b>	<b>+591</b>

\* Compared to same time period as previous year  
 7/11/2024 12:28:24PM

\*\* Case Type Categories are defined in the 2017 Virginia Judicial Workload Assessment  
 Source: SCV-SQL-Information



2024 Overall GRAND TOTAL		Distribution of Caseload			Change*		Percentage (%) of Caseload		
<b>2,628</b>	+556 26.8%	<b>Criminal</b>	113	4%	0.0%	0	<b>Criminal</b>	2023 5.5%	2024 4.3%
2024		<b>Traffic</b>	2,360	90%	32.5% ▲	+579	<b>Traffic</b>	86.0%	89.8%
2023		<b>Civil</b>	153	6%	-10.0% ▼	-17	<b>Civil</b>	8.2%	5.8%
		<b>Civil Commitments</b>	2	0%	-75.0% ▼	-6	<b>Civil Commitments</b>	0.4%	0.1%
		<b>GRAND TOTAL</b>	<b>2,628</b>	100%	26.8% ▲	+556	<b>GRAND TOTAL</b>	100%	100%

Dispositions by Division & Code

Division	Case Type Description	Code	Summary	Change	% Change	Absolute Change
<b>Criminal</b>	Misdemeanor	M	67	▲	+8.1%	+5
	Felony	F	24	▲	+4.3%	+1
	Civil Violation	CV	11	▲	+57.1%	+4
	Show Cause	SC	7	▼	-36.4%	-4
	Capias	CA	3	▼	-70.0%	-7
	Restricted Operators License	RL	1	▲	-	+1
	<b>Total</b>			<b>113</b>		<b>0.0%</b>
<b>Traffic</b>	Infraction	I	1,956	▲	+24.2%	+381
	Misdemeanor	M	363	▲	+95.2%	+177
	Capias	CA	22	▲	+100.0%	+11
	Show Cause	SC	13	▲	+85.7%	+6
	Restricted Operators License	RL	4	▲	+300.0%	+3
	Civil Violation	CV	1	▲	-	+1
	Felony	F	1	↔	-	-
<b>Total</b>			<b>2,360</b>	▲	<b>32.5%</b>	<b>+579</b>
<b>Civil</b>	Warrant in Debt	WD	86	▼	-2.3%	-2
	Garnishment	GA	34	▼	-5.6%	-2
	Preliminary Protective Order	PP	9	▲	+125.0%	+5
	Unlawful Detainer	UD	8	▲	+60.0%	+3
	Protective Order	PO	7	▲	+250.0%	+5
	Counter Claim	CC	3	▲	-	+3
	Other	OT	2	▼	-75.0%	-6
	Admin License	AL	1	▼	-90.9%	-10
	Detinue	DT	1	↔	-	-
	Impoundment	IM	1	▼	-66.7%	-2
	Overweight	OC	1	▲	-	+1
	Abstract	AJ	0	▼	-100.0%	-1
	Capias	CA	0	▼	-100.0%	-4
	Interrogatory	IN	0	▼	-100.0%	-6
Tenants Assertion	TA	0	▼	-100.0%	-1	
<b>Total</b>			<b>153</b>	▼	<b>-10.0%</b>	<b>-17</b>
<b>Civil Commitments</b>	Emergency Custody Order	EC	1	▼	-50.0%	-1
	Temporary Detention Order	TD	1	▼	-83.3%	-5
<b>Total</b>			<b>2</b>	▼	<b>-75.0%</b>	<b>-6</b>
<b>GRAND TOTAL</b>			<b>2,628</b>	▲	26.8%	+556

Dispositions by Major Case Category\*\*

Category	Summary	Change	% Change	Absolute Change
Felony	25	▲	+4.2%	+1
Garnishment	34	▼	-19.0%	-8
General Civil	88	▼	-3.3%	-3
Infraction/Civil Violation	1,969	▲	+24.5%	+387
Landlord /Tenant	8	▼	+33.3%	+2
Misdemeanor	435	▲	+74.7%	+186
Other	53	▲	-26.4%	-19
Protective Orders	16	▲	+166.7%	+10
<b>GRAND TOTAL</b>	<b>2,628</b>	▲	26.8%	+556

\* Compared to same time period as previous year  
 7/11/2024 12:28:24PM

\*\* Case Type Categories are defined in the 2017 Virginia Judicial Workload Assessment  
 Source: SCV-SQL-Information



2024 Overall GRAND TOTAL		Distribution of Caseload			Change*		Percentage (%) of Caseload		
<b>5,102</b>	+837 19.6%	<b>Criminal</b>	518	10%	13.8% ▲	+63	<b>Criminal</b>	2023 10.7%	2024 10.2%
2024	↑	<b>Traffic</b>	3,251	64%	14.8% ▲	+420	<b>Traffic</b>	66.4%	63.7%
2023		<b>Civil</b>	1,291	25%	36.0% ▲	+342	<b>Civil</b>	22.3%	25.3%
		<b>Civil Commitments</b>	42	1%	40.0% ▲	+12	<b>Civil Commitments</b>	0.7%	0.8%
		<b>GRAND TOTAL</b>	<b>5,102</b>	100%	19.6% ▲	+837	<b>GRAND TOTAL</b>	100%	100%

**Dispositions by Division & Code**

Division	Case Type Description	Code	Summary	Change	% Change	Absolute Change
<b>Criminal</b>	Misdemeanor	M	294	▲	+13.1%	+34
	Felony	F	144	▲	+92.0%	+69
	Show Cause	SC	36	▼	-16.3%	-7
	Capias	CA	25	▼	-46.8%	-22
	Civil Violation	CV	19	▼	-36.7%	-11
	<b>Total</b>			<b>518</b>	<b>▲</b>	<b>13.8%</b>
<b>Traffic</b>	Infraction	I	2,459	▲	+10.2%	+228
	Misdemeanor	M	605	▲	+25.3%	+122
	Other	O	170	▲	+80.9%	+76
	Capias	CA	6	▼	-25.0%	-2
	Felony	F	5	▼	-50.0%	-5
	Show Cause	SC	5	↔		-
	Civil Violation	CV	1	▲	-	+1
	<b>Total</b>			<b>3,251</b>	<b>▲</b>	<b>14.8%</b>
<b>Civil</b>	Warrant in Debt	WD	662	▲	+52.5%	+228
	Garnishment	GA	276	▲	+16.5%	+39
	Unlawful Detainer	UD	127	▲	+35.1%	+33
	Detinue	DT	43	▲	+79.2%	+19
	Other	OT	35	▼	+9.4%	+3
	Admin License	AL	31	▼	-16.2%	-6
	Impoundment	IM	30	▲	+20.0%	+5
	Preliminary Protective Order	PP	30	▲	+130.8%	+17
	Protective Order	PO	20	▲	+81.8%	+9
	Interrogatory	IN	13	▲	+62.5%	+5
	Show Cause	SC	10	▲	+25.0%	+2
	Motion for Judgment	MJ	6	▲	+100.0%	+3
	Abstract	AJ	4	▼	-63.6%	-7
	Counter Claim	CC	3	▲	-	+3
	Capias	CA	1	↔		-
	Zoning Violation	ZO	0	▼	-100.0%	-11
<b>Total</b>			<b>1,291</b>	<b>▲</b>	<b>36.0%</b>	<b>+342</b>
<b>Civil Commitments</b>	Temporary Detention Order	TD	38	▲	+58.3%	+14
	Emergency Custody Order	EC	4	▼	-33.3%	-2
	<b>Total</b>		<b>42</b>	<b>▲</b>	<b>40.0%</b>	<b>+12</b>
<b>GRAND TOTAL</b>			<b>5,102</b>	<b>▲</b>	19.6%	+837

**Dispositions by Major Case Category\*\***

Category	Summary	Change	% Change	Absolute Change
Felony	149	▲	+75.3%	+64
Garnishment	289	▲	+18.0%	+44
General Civil	713	▲	+53.3%	+248
Infraction/Civil Violation	2,649	▲	+12.5%	+294
Landlord /Tenant	127	▲	+35.1%	+33
Misdemeanor	899	▼	+19.2%	+145
Other	226	▲	-7.0%	-17
Protective Orders	50	▲	+108.3%	+26
<b>GRAND TOTAL</b>	<b>5,102</b>	<b>▲</b>	19.6%	+837

\* Compared to same time period as previous year  
 7/11/2024 12:28:24PM

\*\* Case Type Categories are defined in the 2017 Virginia Judicial Workload Assessment  
 Source: SCV-SQL-Information





2024 Overall GRAND TOTAL		Distribution of Caseload			Change*		Percentage (%) of Caseload		
<b>20,223</b>	-2,798 -12.2%	<b>Criminal</b>	4,343	21%	21.0% ▲	+754	<b>Criminal</b>	2023 15.6%	2024 21.5%
2024		<b>Traffic</b>	11,124	55%	-24.6% ▼	-3,628	<b>Traffic</b>	64.1%	55.0%
2023		<b>Civil</b>	4,413	22%	1.7% ▲	+74	<b>Civil</b>	18.8%	21.8%
		<b>Civil Commitments</b>	343	2%	0.6% ▲	+2	<b>Civil Commitments</b>	1.5%	1.7%
		<b>GRAND TOTAL</b>	<b>20,223</b>	100%	-12.2% ▼	-2,798	<b>GRAND TOTAL</b>	100%	100%

**Dispositions by Division & Code**

Division	Case Type Description	Code	Summary	Change	% Change	Absolute Change
<b>Criminal</b>	Misdemeanor	M	2,129	▲	+13.6%	+255
	Felony	F	1,182	▲	+11.8%	+125
	Capias	CA	496	▲	+11.5%	+51
	Civil Violation	CV	447	▲	+295.6%	+334
	Show Cause	SC	89	▼	-11.0%	-11
	<b>Total</b>			<b>4,343</b>	<b>▲</b>	<b>21.0%</b>
<b>Traffic</b>	Infraction	I	8,716	▼	-27.4%	-3,291
	Misdemeanor	M	1,828	▼	-16.1%	-350
	Other	O	314	▲	+22.7%	+58
	Capias	CA	104	▼	-11.1%	-13
	Civil Violation	CV	59	▼	-14.5%	-10
	Show Cause	SC	53	▼	-24.3%	-17
	Felony	F	50	▼	-9.1%	-5
<b>Total</b>			<b>11,124</b>	<b>▼</b>	<b>-24.6%</b>	<b>-3,628</b>
<b>Civil</b>	Unlawful Detainer	UD	1,551	▲	+15.1%	+204
	Warrant in Debt	WD	1,247	▲	+22.4%	+228
	Garnishment	GA	608	▲	+12.8%	+69
	Motion for Judgment	MJ	528	▼	-42.9%	-397
	Admin License	AL	167	▼	-2.9%	-5
	Preliminary Protective Order	PP	82	▼	-6.8%	-6
	Protective Order	PO	67	▼	-13.0%	-10
	Other	OT	52	▲	-3.7%	-2
	Show Cause	SC	30	▼	-30.2%	-13
	Interrogatory	IN	22	▲	+22.2%	+4
	Impoundment	IM	19	▼	-9.5%	-2
	Bond Forfeiture	BF	10	▲	+42.9%	+3
	Counter Claim	CC	10	↔		-
	Tenants Assertion	TA	9	▼	-25.0%	-3
	Petition-Restore Arms	PR	4	▲	+300.0%	+3
	Detinue	DT	3	▼	-25.0%	-1
	Capias	CA	1	▼	-50.0%	-1
	Petition to Require Blood Test	BT	1	▲	-	+1
	Restricted Operators License	RL	1	▲	-	+1
	Third Party Claim	TH	1	▲	-	+1
<b>Total</b>			<b>4,413</b>	<b>▲</b>	<b>1.7%</b>	<b>+74</b>
<b>Civil Commitments</b>	Mental Commitment	MC	193	▲	+9.7%	+17
	Temporary Detention Order	TD	54	▼	-28.9%	-22
	Other	OT	41	▲	+28.1%	+9
	Emergency Custody Order	EC	37	▼	-19.6%	-9
	Petition	PT	17	▲	+142.9%	+10
	Medical Emergency Custody Order	ME	1	▲	-	+1
	Medical Emergency Temporary Detention Order	MT	0	▼	-100.0%	-4
<b>Total</b>			<b>343</b>	<b>▲</b>	<b>0.6%</b>	<b>+2</b>
<b>GRAND TOTAL</b>			<b>20,223</b>	<b>▼</b>	<b>-12.2%</b>	<b>-2,798</b>

\* Compared to same time period as previous year  
 7/11/2024 12:28:24PM

\*\* Case Type Categories are defined in the 2017 Virginia Judicial Workload Assessment  
 Source: SCV-SQL-Information

**CPSS - GCMS CASELOAD STATISTICS OF THE GENERAL DISTRICT COURTS**  
 January 2024 thru June 2024 Dispositions (Compared to January 2023 thru June 2023)

**Arlington**

District: 17 FIPS: 013

**Dispositions by Major Case Category\*\***

Category	Summary	Change	% Change	Absolute Change
Felony	1,232	▲	+10.8%	+120
Garnishment	630	▲	+13.1%	+73
General Civil	1,796	▲	-8.3%	-162
Infraction/Civil Violation	9,536	▲	-23.4%	-2,909
Involuntary Civil Commitments	58	▲	+48.7%	+19
Landlord /Tenant	1,560	▼	+14.8%	+201
Misdemeanor	3,958	▲	-2.3%	-94
Other	1,304	▲	-2.2%	-30
Protective Orders	149	▼	-9.7%	-16
<b>GRAND TOTAL</b>	<b>20,223</b>	▼	-12.2%	-2,798

\* Compared to same time period as previous year  
 7/11/2024 12:28:24PM

\*\* Case Type Categories are defined in the 2017 Virginia Judicial Workload Assessment  
 Source: SCV-SQL-Information

2024 Overall GRAND TOTAL		Distribution of Caseload			Change*		Percentage (%) of Caseload		
<b>1,372</b>	+102 8.0%	<b>Criminal</b>	169	12%	62.5% ▲	+65	<b>Criminal</b>	2023 8.2%	2024 12.3%
2024	↑	<b>Traffic</b>	1,053	77%	3.4% ▲	+35	<b>Traffic</b>	80.2%	76.7%
2023		<b>Civil</b>	150	11%	1.4% ▲	+2	<b>Civil</b>	11.7%	10.9%
		<b>GRAND TOTAL</b>	<b>1,372</b>	100%	8.0% ▲	+102	<b>GRAND TOTAL</b>	100%	100%

Dispositions by Division & Code

Division	Case Type Description	Code	Summary	Change	% Change	Absolute Change
<b>Criminal</b>	Misdemeanor	M	108	▲	+86.2%	+50
	Felony	F	30	▲	+11.1%	+3
	Capias	CA	28	▲	+75.0%	+12
	Show Cause	SC	3	↔		-
	<b>Total</b>		<b>169</b>	<b>▲</b>	<b>62.5%</b>	<b>+65</b>
<b>Traffic</b>	Infraction	I	896	▲	+2.6%	+23
	Misdemeanor	M	113	▲	+18.9%	+18
	Other	O	32	▼	-5.9%	-2
	Civil Violation	CV	5	▲	+25.0%	+1
	Show Cause	SC	3	▼	-25.0%	-1
	Capias	CA	2	▼	-50.0%	-2
	Felony	F	2	▼	-50.0%	-2
	<b>Total</b>		<b>1,053</b>	<b>▲</b>	<b>3.4%</b>	<b>+35</b>
<b>Civil</b>	Unlawful Detainer	UD	68	▲	+17.2%	+10
	Warrant in Debt	WD	46	▲	+39.4%	+13
	Garnishment	GA	19	▼	-42.4%	-14
	Admin License	AL	9	▼	-35.7%	-5
	Preliminary Protective Order	PP	3	▲	+50.0%	+1
	Tenants Assertion	TA	2	▲	-	+2
	Counter Claim	CC	1	▲	-	+1
	Other	OT	1	↔		-
	Protective Order	PO	1	▼	-50.0%	-1
	Bond Forfeiture	BF	0	▼	-100.0%	-1
	Impoundment	IM	0	▼	-100.0%	-1
	Interrogatory	IN	0	▼	-100.0%	-2
	Petition-Restore Arms	PR	0	▼	-100.0%	-1
	<b>Total</b>		<b>150</b>	<b>▲</b>	<b>1.4%</b>	<b>+2</b>
<b>GRAND TOTAL</b>			<b>1,372</b>	<b>▲</b>	<b>8.0%</b>	<b>+102</b>

Dispositions by Major Case Category\*\*

Category	Summary	Change	% Change	Absolute Change	
Felony	32	▼	+3.2%	+1	
Garnishment	19	▼	-45.7%	-16	
General Civil	46	▼	+35.3%	+12	
Infraction/Civil Violation	933	▲	+2.4%	+22	
Landlord /Tenant	70	▲	+20.7%	+12	
Misdemeanor	221	▲	+44.4%	+68	
Other	47	▲	+6.8%	+3	
Protective Orders	4	↔		0	
<b>GRAND TOTAL</b>		<b>1,372</b>	<b>▲</b>	<b>8.0%</b>	<b>+102</b>

\* Compared to same time period as previous year  
 7/11/2024 12:28:24PM

\*\* Case Type Categories are defined in the 2017 Virginia Judicial Workload Assessment  
 Source: SCV-SQL-Information

2024 Overall GRAND TOTAL		Distribution of Caseload			Change*		Percentage (%) of Caseload		
<b>12,206</b>	+640 5.5%	<b>Criminal</b>	2,367	19%	34.1% ▲	+602	<b>Criminal</b>	2023 15.3%	2024 19.4%
2024	↑	<b>Traffic</b>	4,821	39%	-5.2% ▼	-263	<b>Traffic</b>	44.0%	39.5%
2023		<b>Civil</b>	4,620	38%	6.9% ▲	+299	<b>Civil</b>	37.4%	37.9%
		<b>Civil Commitments</b>	398	3%	0.5% ▲	+2	<b>Civil Commitments</b>	3.4%	3.3%
		<b>GRAND TOTAL</b>	<b>12,206</b>	100%	5.5% ▲	+640	<b>GRAND TOTAL</b>	100%	100%

**Dispositions by Division & Code**

Division	Case Type Description	Code	Summary	Change	% Change	Absolute Change
<b>Criminal</b>	Misdemeanor	M	1,488	▲	+44.5%	+458
	Felony	F	592	▲	+29.3%	+134
	Capias	CA	166	▲	+56.6%	+60
	Show Cause	SC	72	▼	-24.2%	-23
	Civil Violation	CV	49	▼	-35.5%	-27
	<b>Total</b>			<b>2,367</b>	<b>▲</b>	<b>34.1%</b>
<b>Traffic</b>	Infraction	I	3,461	▲	+1.8%	+62
	Misdemeanor	M	810	▼	-4.1%	-35
	Other	O	451	▼	-36.9%	-264
	Felony	F	31	▼	-24.4%	-10
	Civil Violation	CV	28	▲	+180.0%	+18
	Show Cause	SC	26	▼	-50.0%	-26
	Capias	CA	14	▼	-36.4%	-8
<b>Total</b>			<b>4,821</b>	<b>▼</b>	<b>-5.2%</b>	<b>-263</b>
<b>Civil</b>	Unlawful Detainer	UD	2,372	▲	+5.9%	+133
	Warrant in Debt	WD	1,274	▲	+14.9%	+165
	Garnishment	GA	497	▼	-10.0%	-55
	Other	OT	145	▼	+34.3%	+37
	Protective Order	PO	111	▲	+22.0%	+20
	Preliminary Protective Order	PP	96	▲	+6.7%	+6
	Interrogatory	IN	36	▲	+140.0%	+21
	Bond Forfeiture	BF	35	▼	-25.5%	-12
	Admin License	AL	13	↔		-
	Tenants Assertion	TA	12	↔		-
	Motion for Judgment	MJ	11	▼	-15.4%	-2
	Counter Claim	CC	8	▼	-33.3%	-4
	Abstract	AJ	6	▼	-64.7%	-11
	Detinue	DT	3	▲	+50.0%	+1
	Petition-Restore Arms	PR	1	▲	-	+1
	Restricted Operators License	RL	0	▼	-100.0%	-1
<b>Total</b>			<b>4,620</b>	<b>▲</b>	<b>6.9%</b>	<b>+299</b>
<b>Civil Commitments</b>	Temporary Detention Order	TD	172	▼	-9.0%	-17
	Mental Commitment	MC	138	▼	-2.1%	-3
	Emergency Custody Order	EC	55	▼	-5.2%	-3
	Petition	PT	20	▲	+233.3%	+14
	Other	OT	13	▲	+550.0%	+11
<b>Total</b>			<b>398</b>	<b>▲</b>	<b>0.5%</b>	<b>+2</b>
<b>GRAND TOTAL</b>			<b>12,206</b>	<b>▲</b>	<b>5.5%</b>	<b>+640</b>

**Dispositions by Major Case Category\*\***

Category	Summary	Change	% Change	Absolute Change
Felony	623	▲	+24.8%	+124
Garnishment	533	▲	-6.0%	-34
General Civil	1,294	▲	+13.9%	+158
Infraction/Civil Violation	3,989	▲	-5.0%	-211
Involuntary Civil Commitments	33	▲	+312.5%	+25
Landlord /Tenant	2,384	▲	+5.9%	+133
Misdemeanor	2,298	▼	+22.5%	+422

\* Compared to same time period as previous year  
 7/11/2024 12:28:24PM

\*\* Case Type Categories are defined in the 2017 Virginia Judicial Workload Assessment  
 Source: SCV-SQL-Information

**CPSS - GCMS CASELOAD STATISTICS OF THE GENERAL DISTRICT COURTS**  
 January 2024 thru June 2024 Dispositions (Compared to January 2023 thru June 2023)

Other	845	▼	-0.4%	-3
Protective Orders	207	▲	+14.4%	+26
<b>GRAND TOTAL</b>	<b>12,206</b>	▲	5.5%	+640

\* Compared to same time period as previous year  
 7/11/2024 12:28:24PM

\*\* Case Type Categories are defined in the 2017 Virginia Judicial Workload Assessment  
 Source: SCV-SQL-Information

2024 Overall GRAND TOTAL		Distribution of Caseload			Change*		Percentage (%) of Caseload		
<b>114,263</b>	+9,370 8.9%	<b>Criminal</b>	14,107	12%	14.6% ▲	+1,796	<b>Criminal</b>	2023: 11.7%	2024: 12.3%
2024	↑	<b>Traffic</b>	80,825	71%	6.6% ▲	+4,984	<b>Traffic</b>	72.3%	70.7%
2023		<b>Civil</b>	17,176	15%	14.9% ▲	+2,224	<b>Civil</b>	14.3%	15.0%
		<b>Civil Commitments</b>	2,155	2%	20.5% ▲	+366	<b>Civil Commitments</b>	1.7%	1.9%
		<b>GRAND TOTAL</b>	<b>114,263</b>	100%	8.9% ▲	+9,370	<b>GRAND TOTAL</b>	100%	100%

**Dispositions by Division & Code**

Division	Case Type Description	Code	Summary	Change	% Change	Absolute Change
<b>Criminal</b>	Misdemeanor	M	7,479	▲	+19.8%	+1,236
	Felony	F	4,912	▲	+8.4%	+381
	Capias	CA	1,277	▲	+21.0%	+222
	Show Cause	SC	305	▼	-14.6%	-52
	Civil Violation	CV	131	▲	+11.0%	+13
	Motion	MO	3	▼	-57.1%	-4
	<b>Total</b>			<b>14,107</b>	<b>▲</b>	<b>14.6%</b>
<b>Traffic</b>	Infraction	I	70,426	▲	+8.4%	+5,470
	Misdemeanor	M	8,960	▼	-5.8%	-550
	Capias	CA	612	▲	+24.1%	+119
	Show Cause	SC	297	▼	-5.1%	-16
	Civil Violation	CV	210	▲	+9.4%	+18
	Felony	F	208	▼	-2.3%	-5
	Motion	MO	96	▼	-37.3%	-57
	Restricted Operators License	RL	16	▲	+100.0%	+8
	Other	O	0	▼	-100.0%	-3
<b>Total</b>			<b>80,825</b>	<b>▲</b>	<b>6.6%</b>	<b>+4,984</b>
<b>Civil</b>	Warrant in Debt	WD	6,961	▲	+20.9%	+1,201
	Unlawful Detainer	UD	4,922	▲	+28.1%	+1,081
	Garnishment	GA	3,026	▲	+5.4%	+155
	Admin License	AL	655	▼	-6.4%	-45
	Preliminary Protective Order	PP	268	▼	-2.2%	-6
	Other	OT	259	▲	+14.6%	+33
	Protective Order	PO	206	▼	-0.5%	-1
	Show Cause	SC	177	▲	+2.9%	+5
	Bond Forfeiture	BF	120	▼	-20.5%	-31
	Interrogatory	IN	116	▼	-11.5%	-15
	Zoning Violation	ZO	81	▼	-40.9%	-56
	Motion for Judgment	MJ	79	▼	-12.2%	-11
	Overweight	OC	60	▼	-10.4%	-7
	Impoundment	IM	57	▼	-1.7%	-1
	Counter Claim	CC	54	▼	-26.0%	-19
	Abstract	AJ	52	▼	-55.6%	-65
	Detinue	DT	37	▲	+146.7%	+22
	Tenants Assertion	TA	26	▼	-38.1%	-16
	Capias	CA	12	▲	+9.1%	+1
	Petition-Restore Arms	PR	4	▼	-20.0%	-1
Third Party Claim	TH	3	▲	+200.0%	+2	
Cross Claim	CR	1	▼	-66.7%	-2	
<b>Total</b>			<b>17,176</b>	<b>▲</b>	<b>14.9%</b>	<b>+2,224</b>
<b>Civil Commitments</b>	Temporary Detention Order	TD	963	▲	+16.3%	+135
	Mental Commitment	MC	951	▲	+28.3%	+210
	Emergency Custody Order	EC	150	▼	-13.8%	-24
	Other	OT	65	▲	+195.5%	+43
	Medical Emergency Temporary Detention Order	MT	18	▼	-25.0%	-6
	Petition	PT	8	▲	-	+8
<b>Total</b>			<b>2,155</b>	<b>▲</b>	<b>20.5%</b>	<b>+366</b>
<b>GRAND TOTAL</b>			<b>114,263</b>	<b>▲</b>	<b>8.9%</b>	<b>+9,370</b>

\* Compared to same time period as previous year  
 7/11/2024 12:28:24PM

\*\* Case Type Categories are defined in the 2017 Virginia Judicial Workload Assessment  
 Source: SCV-SQL-Information

**CPSS - GCMS CASELOAD STATISTICS OF THE GENERAL DISTRICT COURTS**  
 January 2024 thru June 2024 Dispositions (Compared to January 2023 thru June 2023)

**Dispositions by Major Case Category\*\***

Category	Summary	Change	% Change	Absolute Change
Felony	5,120	▲	+7.9%	+376
Garnishment	3,142	▼	+4.7%	+140
General Civil	7,104	▲	+20.7%	+1,219
Infraction/Civil Violation	70,827	▼	+8.4%	+5,491
Involuntary Civil Commitments	73	▲	+231.8%	+51
Landlord /Tenant	4,948	▼	+27.4%	+1,065
Misdemeanor	16,536	▲	+4.0%	+638
Other	6,039	▼	+7.0%	+397
Protective Orders	474	▼	-1.5%	-7
<b>GRAND TOTAL</b>	<b>114,263</b>	▲	8.9%	+9,370

\* Compared to same time period as previous year  
 7/11/2024 12:28:24PM

\*\* Case Type Categories are defined in the 2017 Virginia Judicial Workload Assessment  
 Source: SCV-SQL-Information



2024 Overall GRAND TOTAL		Distribution of Caseload			Change*		Percentage (%) of Caseload		
<b>2,455</b>	+179 7.9%	<b>Criminal</b>	330	13%	42.9% ▲	+99	<b>Criminal</b>	2023 10.1%	2024 13.4%
2024	↑	<b>Traffic</b>	2,107	86%	4.3% ▲	+86	<b>Traffic</b>	88.8%	85.8%
2023		<b>Civil</b>	18	1%	-25.0% ▼	-6	<b>Civil</b>	1.1%	0.7%
		<b>GRAND TOTAL</b>	<b>2,455</b>	100%	7.9% ▲	+179	<b>GRAND TOTAL</b>	100%	100%

Dispositions by Division & Code



Division	Case Type Description	Code	Summary	Change	% Change	Absolute Change
<b>Criminal</b>	Misdemeanor	M	286	▲	+45.2%	+89
	Capias	CA	36	▲	+33.3%	+9
	Show Cause	SC	7	▲	+133.3%	+4
	Civil Violation	CV	1	▼	-66.7%	-2
	Felony	F	0	▼	-100.0%	-1
	<b>Total</b>			<b>330</b>	<b>▲</b>	<b>42.9%</b>
<b>Traffic</b>	Infraction	I	1,791	▲	+3.6%	+63
	Misdemeanor	M	257	▲	+31.8%	+62
	Civil Violation	CV	28	▼	-63.2%	-48
	Capias	CA	20	▲	+42.9%	+6
	Show Cause	SC	11	▲	+83.3%	+5
	Other	O	0	▼	-100.0%	-2
	<b>Total</b>			<b>2,107</b>	<b>▲</b>	<b>4.3%</b>
<b>Civil</b>	Admin License	AL	10	▼	-50.0%	-10
	Zoning Violation	ZO	5	▲	+66.7%	+2
	Impoundment	IM	2	▲	-	+2
	Protective Order	PO	1	▲	-	+1
	Bond Forfeiture	BF	0	▼	-100.0%	-1
	<b>Total</b>			<b>18</b>	<b>▼</b>	<b>-25.0%</b>
<b>GRAND TOTAL</b>			<b>2,455</b>	<b>▲</b>	<b>7.9%</b>	<b>+179</b>

Dispositions by Major Case Category\*\*

Category	Summary	Change	% Change	Absolute Change
Felony	0	▼	-100.0%	-1
Infraction/Civil Violation	1,820	▼	+0.6%	+11
Misdemeanor	548	▲	+38.7%	+153
Other	86	▲	+21.1%	+15
Protective Orders	1	▲	-	+1
<b>GRAND TOTAL</b>	<b>2,455</b>	<b>▲</b>	<b>7.9%</b>	<b>+179</b>

\* Compared to same time period as previous year  
 7/11/2024 12:28:24PM

\*\* Case Type Categories are defined in the 2017 Virginia Judicial Workload Assessment  
 Source: SCV-SQL-Information

2024 Overall GRAND TOTAL		Distribution of Caseload			Change*		Percentage (%) of Caseload		
<b>12,264</b>	+759 6.6%	<b>Criminal</b>	1,138	9%	9.8% ▲	+102	<b>Criminal</b>	2023 9.0%	2024 9.3%
2024 	↑	<b>Traffic</b>	9,712	79%	4.3% ▲	+402	<b>Traffic</b>	80.9%	79.2%
2023 		<b>Civil</b>	1,363	11%	22.4% ▲	+249	<b>Civil</b>	9.7%	11.1%
		<b>Civil Commitments</b>	51	0%	13.3% ▲	+6	<b>Civil Commitments</b>	0.4%	0.4%
		<b>GRAND TOTAL</b>	<b>12,264</b>	100%	6.6% ▲	+759	<b>GRAND TOTAL</b>	100%	100%

**Dispositions by Division & Code**

Division	Case Type Description	Code	Summary	Change	% Change	Absolute Change
<b>Criminal</b>	Misdemeanor	M	650	▲	+12.1%	+70
	Felony	F	241	▼	-0.4%	-1
	Civil Violation	CV	92	▲	+21.1%	+16
	Show Cause	SC	80	▲	+23.1%	+15
	Capias	CA	72	▼	-1.4%	-1
	Restricted Operators License	RL	3	▲	-	+3
	<b>Total</b>			<b>1,138</b>	<b>▲</b>	<b>9.8%</b>
<b>Traffic</b>	Infraction	I	8,299	▲	+3.7%	+293
	Misdemeanor	M	1,357	▲	+9.2%	+114
	Capias	CA	21	↔	-	-
	Felony	F	21	▼	-25.0%	-7
	Show Cause	SC	13	▲	+85.7%	+6
	Other	O	1	▲	-	+1
	Civil Violation	CV	0	▼	-100.0%	-5
<b>Total</b>			<b>9,712</b>	<b>▲</b>	<b>4.3%</b>	<b>+402</b>
<b>Civil</b>	Warrant in Debt	WD	582	▲	+22.8%	+108
	Garnishment	GA	338	▲	+27.1%	+72
	Unlawful Detainer	UD	159	▲	+76.7%	+69
	Admin License	AL	85	▲	+16.4%	+12
	Protective Order	PO	32	▲	+10.3%	+3
	Preliminary Protective Order	PP	31	▼	-11.4%	-4
	Other	OT	27	▼	-41.3%	-19
	Show Cause	SC	22	▲	+83.3%	+10
	Interrogatory	IN	21	▲	+31.3%	+5
	Abstract	AJ	19	▼	-9.5%	-2
	Impoundment	IM	13	▼	-40.9%	-9
	Detinue	DT	8	▼	-27.3%	-3
	Zoning Violation	ZO	8	▲	+166.7%	+5
	Motion for Judgment	MJ	6	▲	-	+6
	Overweight	OC	4	▼	-42.9%	-3
	Tenants Assertion	TA	4	▼	-20.0%	-1
	Counter Claim	CC	3	▲	+200.0%	+2
	Capias	CA	1	▲	-	+1
Petition-Restore Arms	PR	0	▼	-100.0%	-2	
Restricted Operators License	RL	0	▼	-100.0%	-1	
<b>Total</b>			<b>1,363</b>	<b>▲</b>	<b>22.4%</b>	<b>+249</b>
<b>Civil Commitments</b>	Temporary Detention Order	TD	36	▲	+20.0%	+6
	Emergency Custody Order	EC	15	↔	-	-
<b>Total</b>			<b>51</b>	<b>▲</b>	<b>13.3%</b>	<b>+6</b>
<b>GRAND TOTAL</b>			<b>12,264</b>	<b>▲</b>	<b>6.6%</b>	<b>+759</b>

**Dispositions by Major Case Category\*\***

Category	Summary	Change	% Change	Absolute Change
Felony	262	▼	-3.0%	-8
Garnishment	359	▲	+27.3%	+77
General Civil	602	▲	+21.6%	+107
Infraction/Civil Violation	8,396	▲	+3.7%	+302
Landlord /Tenant	163	▲	+71.6%	+68

\* Compared to same time period as previous year  
 7/11/2024 12:28:24PM

\*\* Case Type Categories are defined in the 2017 Virginia Judicial Workload Assessment  
 Source: SCV-SQL-Information



**CPSS - GCMS CASELOAD STATISTICS OF THE GENERAL DISTRICT COURTS**

January 2024 thru June 2024 Dispositions (Compared to January 2023 thru June 2023)

Misdemeanor	2,018	▲	+10.5%	+191
Other	401	▲	+6.1%	+23
Protective Orders	63	▼	-1.6%	-1
<b>GRAND TOTAL</b>	<b>12,264</b>	▲	6.6%	+759

\* Compared to same time period as previous year  
7/11/2024 12:28:24PM

\*\* Case Type Categories are defined in the 2017 Virginia Judicial Workload Assessment  
Source: SCV-SQL-Information

2024 Overall GRAND TOTAL		Distribution of Caseload			Change*		Percentage (%) of Caseload		
<b>31,082</b>	-1,035 -3.2%	<b>Criminal</b>	3,383	11%	6.8% ▲	+215	<b>Criminal</b>	2023 9.9%	2024 10.9%
		<b>Traffic</b>	17,164	55%	3.6% ▲	+592	<b>Traffic</b>	51.6%	55.2%
2024		<b>Civil</b>	10,087	32%	-15.3% ▼	-1,823	<b>Civil</b>	37.1%	32.5%
2023		<b>Civil Commitments</b>	448	1%	-4.1% ▼	-19	<b>Civil Commitments</b>	1.5%	1.4%
		<b>GRAND TOTAL</b>	<b>31,082</b>	100%	-3.2% ▼	-1,035	<b>GRAND TOTAL</b>	100%	100%

**Dispositions by Division & Code**

Division	Case Type Description	Code	Summary	Change	% Change	Absolute Change
<b>Criminal</b>	Misdemeanor	M	1,867	▲	+10.4%	+176
	Felony	F	889	▲	+2.4%	+21
	Capias	CA	283	▼	-3.1%	-9
	Show Cause	SC	185	▲	+2.8%	+5
	Civil Violation	CV	159	▲	+16.1%	+22
	<b>Total</b>			<b>3,383</b>	<b>▲</b>	<b>6.8%</b>
<b>Traffic</b>	Infraction	I	14,851	▲	+1.8%	+267
	Misdemeanor	M	2,186	▲	+16.5%	+309
	Capias	CA	56	▲	+3.7%	+2
	Felony	F	39	▲	+18.2%	+6
	Show Cause	SC	28	▲	+33.3%	+7
	Civil Violation	CV	2	▲	-	+2
	Restricted Operators License	RL	2	▼	-33.3%	-1
	<b>Total</b>			<b>17,164</b>	<b>▲</b>	<b>3.6%</b>
<b>Civil</b>	Warrant in Debt	WD	6,927	▼	-9.2%	-699
	Garnishment	GA	1,477	▼	-46.8%	-1,297
	Unlawful Detainer	UD	868	▲	+12.4%	+96
	Admin License	AL	188	▲	+49.2%	+62
	Show Cause	SC	143	▲	+19.2%	+23
	Interrogatory	IN	131	▲	+0.8%	+1
	Preliminary Protective Order	PP	110	▲	+17.0%	+16
	Protective Order	PO	92	▲	+2.2%	+2
	Other	OT	37	▼	-47.9%	-34
	Bond Forfeiture	BF	24	▲	+300.0%	+18
	Abstract	AJ	21	▼	-46.2%	-18
	Impoundment	IM	20	▲	+66.7%	+8
	Counter Claim	CC	15	▼	-6.3%	-1
	Detinue	DT	8	▲	+33.3%	+2
	Capias	CA	7	▼	-50.0%	-7
	Tenants Assertion	TA	7	▲	+16.7%	+1
	Third Party Claim	TH	5	▲	-	+5
	Mechanic's Lien	ML	2	▲	+100.0%	+1
	Overweight	OC	2	▼	-50.0%	-2
	Cross Claim	CR	1	▲	-	+1
	Motion for Judgment	MJ	1	▲	-	+1
	Petition-Restore Arms	PR	1	↔	-	-
	Interrogatory-Not	IC	0	▼	-100.0%	-1
	Restricted Operators License	RL	0	▼	-100.0%	-1
<b>Total</b>			<b>10,087</b>	<b>▼</b>	<b>-15.3%</b>	<b>-1,823</b>
<b>Civil Commitments</b>	Temporary Detention Order	TD	199	▼	-7.0%	-15
	Mental Commitment	MC	183	▲	+8.3%	+14
	Emergency Custody Order	EC	50	▼	-21.9%	-14
	Other	OT	10	▼	-41.2%	-7
	Medical Emergency Temporary Detention Order	MT	4	▲	+100.0%	+2
	Petition	PT	2	▲	+100.0%	+1
<b>Total</b>			<b>448</b>	<b>▼</b>	<b>-4.1%</b>	<b>-19</b>
<b>GRAND TOTAL</b>			<b>31,082</b>	<b>▼</b>	<b>-3.2%</b>	<b>-1,035</b>

\* Compared to same time period as previous year  
 7/11/2024 12:28:24PM

\*\* Case Type Categories are defined in the 2017 Virginia Judicial Workload Assessment  
 Source: SCV-SQL-Information

**Dispositions by Major Case Category\*\***

Category	Summary	Change	% Change	Absolute Change
Felony	928	▲	+3.0%	+27
Garnishment	1,608	▼	-44.6%	-1,296
General Civil	6,953	▲	-9.1%	-692
Infraction/Civil Violation	15,014	▲	+2.0%	+289
Involuntary Civil Commitments	12	▲	-33.3%	-6
Landlord /Tenant	875	▲	+12.5%	+97
Misdemeanor	4,055	▼	+13.5%	+483
Other	1,435	▲	+3.2%	+45
Protective Orders	202	▲	+9.8%	+18
<b>GRAND TOTAL</b>	<b>31,082</b>	▼	-3.2%	-1,035

\* Compared to same time period as previous year  
 7/11/2024 12:28:24PM

\*\* Case Type Categories are defined in the 2017 Virginia Judicial Workload Assessment  
 Source: SCV-SQL-Information

2024 Overall GRAND TOTAL		Distribution of Caseload			Change*		Percentage (%) of Caseload		
<b>2,332</b>	+522 28.8%	<b>Criminal</b>	201	9%	35.8% ▲	+53	<b>Criminal</b>	2023 8.2%	2024 8.6%
2024		<b>Traffic</b>	2,030	87%	30.5% ▲	+475	<b>Traffic</b>	85.9%	87.0%
2023		<b>Civil</b>	98	4%	-3.0% ▼	-3	<b>Civil</b>	5.6%	4.2%
		<b>Civil Commitments</b>	3	0%	-50.0% ▼	-3	<b>Civil Commitments</b>	0.3%	0.1%
		<b>GRAND TOTAL</b>	<b>2,332</b>	100%	28.8% ▲	+522	<b>GRAND TOTAL</b>	100%	100%

**Dispositions by Division & Code**

Division	Case Type Description	Code	Summary	Change	% Change	Absolute Change
<b>Criminal</b>	Misdemeanor	M	105	▲	+28.0%	+23
	Felony	F	56	▲	+86.7%	+26
	Show Cause	SC	18	▲	+28.6%	+4
	Capias	CA	16	▲	+23.1%	+3
	Civil Violation	CV	6	▼	-33.3%	-3
	<b>Total</b>			<b>201</b>	▲	<b>35.8%</b>
<b>Traffic</b>	Infraction	I	1,697	▲	+27.8%	+369
	Misdemeanor	M	319	▲	+51.2%	+108
	Capias	CA	6	↔	-	-
	Felony	F	4	▲	+33.3%	+1
	Show Cause	SC	3	▼	-40.0%	-2
	Restricted Operators License	RL	1	▼	-50.0%	-1
	<b>Total</b>			<b>2,030</b>	▲	<b>30.5%</b>
<b>Civil</b>	Warrant in Debt	WD	40	▲	+73.9%	+17
	Admin License	AL	21	▲	+16.7%	+3
	Garnishment	GA	15	▲	+50.0%	+5
	Impoundment	IM	10	▼	-54.5%	-12
	Unlawful Detainer	UD	5	▼	-28.6%	-2
	Preliminary Protective Order	PP	2	▼	-71.4%	-5
	Abstract	AJ	1	▲	-	+1
	Counter Claim	CC	1	▲	-	+1
	Detinue	DT	1	▲	-	+1
	Other	OT	1	▼	-85.7%	-6
	Protective Order	PO	1	▼	-85.7%	-6
<b>Total</b>			<b>98</b>	▼	<b>-3.0%</b>	<b>-3</b>
<b>Civil Commitments</b>	Temporary Detention Order	TD	3	↔	-	-
	Emergency Custody Order	EC	0	▼	-100.0%	-2
	Mental Commitment	MC	0	▼	-100.0%	-1
	<b>Total</b>			<b>3</b>	▼	<b>-50.0%</b>
<b>GRAND TOTAL</b>			<b>2,332</b>	▲	28.8%	+522

**Dispositions by Major Case Category\*\***

Category	Summary	Change	% Change	Absolute Change
Felony	60	▲	+81.8%	+27
Garnishment	15	▲	+50.0%	+5
General Civil	41	▲	+64.0%	+16
Infraction/Civil Violation	1,703	▼	+27.4%	+366
Landlord /Tenant	5	▼	-28.6%	-2
Misdemeanor	425	▲	+44.1%	+130
Other	80	▲	-10.1%	-9
Protective Orders	3	▼	-78.6%	-11
<b>GRAND TOTAL</b>	<b>2,332</b>	▲	28.8%	+522

\* Compared to same time period as previous year  
 7/11/2024 12:28:24PM

\*\* Case Type Categories are defined in the 2017 Virginia Judicial Workload Assessment  
 Source: SCV-SQL-Information

2024 Overall GRAND TOTAL		Distribution of Caseload			Change*		Percentage (%) of Caseload		
<b>6,076</b>	+1,313 27.6%	<b>Criminal</b>	907	15%	19.5% ▲	+148	<b>Criminal</b>	2023 15.9%	2024 14.9%
2024	↑	<b>Traffic</b>	3,464	57%	40.5% ▲	+998	<b>Traffic</b>	51.8%	57.0%
2023		<b>Civil</b>	1,561	26%	9.9% ▲	+141	<b>Civil</b>	29.8%	25.7%
		<b>Civil Commitments</b>	144	2%	22.0% ▲	+26	<b>Civil Commitments</b>	2.5%	2.4%
		<b>GRAND TOTAL</b>	<b>6,076</b>	100%	27.6% ▲	+1,313	<b>GRAND TOTAL</b>	100%	100%

Dispositions by Division & Code

Division	Case Type Description	Code	Summary	Change	% Change	Absolute Change
<b>Criminal</b>	Misdemeanor	M	502	▲	+3.1%	+15
	Felony	F	278	▲	+60.7%	+105
	Civil Violation	CV	56	▲	+166.7%	+35
	Capias	CA	48	▼	-2.0%	-1
	Show Cause	SC	23	▼	-20.7%	-6
	<b>Total</b>			<b>907</b>	<b>▲</b>	<b>19.5%</b>
<b>Traffic</b>	Infraction	I	2,543	▲	+49.9%	+846
	Misdemeanor	M	873	▲	+24.9%	+174
	Show Cause	SC	21	▲	+10.5%	+2
	Capias	CA	13	▼	-53.6%	-15
	Felony	F	9	▼	-43.8%	-7
	Civil Violation	CV	5	▼	-28.6%	-2
	<b>Total</b>			<b>3,464</b>	<b>▲</b>	<b>40.5%</b>
<b>Civil</b>	Warrant in Debt	WD	618	▲	+22.4%	+113
	Garnishment	GA	407	▲	+0.7%	+3
	Unlawful Detainer	UD	250	▲	+7.3%	+17
	Detinue	DT	73	▲	+46.0%	+23
	Other	OT	65	▼	-12.2%	-9
	Preliminary Protective Order	PP	40	▲	+14.3%	+5
	Protective Order	PO	40	▲	+25.0%	+8
	Bond Forfeiture	BF	29	▼	-9.4%	-3
	Admin License	AL	22	▼	-4.3%	-1
	Tenants Assertion	TA	5	▲	+400.0%	+4
	Abstract	AJ	4	▼	-42.9%	-3
	Overweight	OC	3	↔		-
	Interrogatory	IN	2	▼	-71.4%	-5
	Impoundment	IM	1	▼	-85.7%	-6
	Petition-Restore Arms	PR	1	↔		-
	Show Cause	SC	1	↔		-
	Counter Claim	CC	0	▼	-100.0%	-2
	Distress Seizure	DS	0	▼	-100.0%	-1
	Motion for Judgment	MJ	0	▼	-100.0%	-1
	Third Party Claim	TH	0	▼	-100.0%	-1
<b>Total</b>			<b>1,561</b>	<b>▲</b>	<b>9.9%</b>	<b>+141</b>
<b>Civil Commitments</b>	Temporary Detention Order	TD	74	▲	+21.3%	+13
	Emergency Custody Order	EC	48	▲	+20.0%	+8
	Mental Commitment	MC	22	▲	+29.4%	+5
<b>Total</b>			<b>144</b>	<b>▲</b>	<b>22.0%</b>	<b>+26</b>
<b>GRAND TOTAL</b>			<b>6,076</b>	<b>▲</b>	<b>27.6%</b>	<b>+1,313</b>

Dispositions by Major Case Category\*\*

Category	Summary	Change	% Change	Absolute Change
Felony	287	▲	+51.9%	+98
Garnishment	409	▼	-0.5%	-2
General Civil	694	▼	+23.9%	+134
Infraction/Civil Violation	2,607	▲	+50.9%	+879
Landlord /Tenant	255	▲	+9.0%	+21
Misdemeanor	1,375	▲	+15.9%	+189

\* Compared to same time period as previous year  
 7/11/2024 12:28:24PM

\*\* Case Type Categories are defined in the 2017 Virginia Judicial Workload Assessment  
 Source: SCV-SQL-Information


**CPSS - GCMS CASELOAD STATISTICS OF THE GENERAL DISTRICT COURTS**  
 January 2024 thru June 2024 Dispositions (Compared to January 2023 thru June 2023)

Other	369	▼	-4.9%	-19
Protective Orders	80	▲	+19.4%	+13
<b>GRAND TOTAL</b>	<b>6,076</b>	▲	27.6%	+1,313

\* Compared to same time period as previous year  
 7/11/2024 12:28:24PM

\*\* Case Type Categories are defined in the 2017 Virginia Judicial Workload Assessment  
 Source: SCV-SQL-Information



2024 Overall GRAND TOTAL		Distribution of Caseload			Change*		Percentage (%) of Caseload			
<b>2,366</b>	-736 -23.7%	<b>Criminal</b>	429	18%	-8.5%	▼	-40	<b>Criminal</b>	2023: 15.1%	2024: 18.1%
		<b>Traffic</b>	1,168	49%	-39.4%	▼	-759	<b>Traffic</b>	62.1%	49.4%
		<b>Civil</b>	642	27%	8.1%	▲	+48	<b>Civil</b>	19.1%	27.1%
		<b>Civil Commitments</b>	127	5%	13.4%	▲	+15	<b>Civil Commitments</b>	3.6%	5.4%
		<b>GRAND TOTAL</b>	<b>2,366</b>	100%	-23.7%	▼	-736	<b>GRAND TOTAL</b>	100%	100%

Dispositions by Division & Code

Division	Case Type Description	Code	Summary	Change	% Change	Absolute Change
<b>Criminal</b>	Misdemeanor	M	240	▼	-9.4%	-25
	Felony	F	125	▼	-15.5%	-23
	Capias	CA	29	▼	-6.5%	-2
	Show Cause	SC	29	▲	+31.8%	+7
	Civil Violation	CV	6	▲	+100.0%	+3
	<b>Total</b>			<b>429</b>	▼	<b>-8.5%</b>
<b>Traffic</b>	Infraction	I	803	▼	-46.2%	-689
	Misdemeanor	M	313	▼	-21.9%	-88
	Show Cause	SC	21	▲	+23.5%	+4
	Capias	CA	16	▲	+128.6%	+9
	Felony	F	8	▲	+14.3%	+1
	Civil Violation	CV	7	▲	+133.3%	+4
	<b>Total</b>			<b>1,168</b>	▼	<b>-39.4%</b>
<b>Civil</b>	Unlawful Detainer	UD	219	▲	+36.0%	+58
	Warrant in Debt	WD	182	▲	+31.9%	+44
	Garnishment	GA	157	▼	-25.9%	-55
	Other	OT	26	▲	+36.8%	+7
	Admin License	AL	22	▲	+15.8%	+3
	Bond Forfeiture	BF	11	▼	-42.1%	-8
	Preliminary Protective Order	PP	7	▲	+40.0%	+2
	Protective Order	PO	7	▲	+40.0%	+2
	Impoundment	IM	4	▼	-20.0%	-1
	Interrogatory	IN	3	▲	+200.0%	+2
	Show Cause	SC	2	▲	-	+2
	Abstract	AJ	1	▼	-75.0%	-3
	Detinue	DT	1	▼	-80.0%	-4
	Counter Claim	CC	0	▼	-100.0%	-1
	<b>Total</b>			<b>642</b>	▲	<b>8.1%</b>
<b>Civil Commitments</b>	Emergency Custody Order	EC	50	▼	-12.3%	-7
	Temporary Detention Order	TD	44	▲	+25.7%	+9
	Mental Commitment	MC	32	▲	+60.0%	+12
	Other	OT	1	▲	-	+1
	<b>Total</b>			<b>127</b>	▲	<b>13.4%</b>
<b>GRAND TOTAL</b>			<b>2,366</b>	▼	-23.7%	-736

Dispositions by Major Case Category\*\*

Category	Summary	Change	% Change	Absolute Change
Felony	133	▼	-14.2%	-22
Garnishment	160	▲	-24.9%	-53
General Civil	185	▲	+29.4%	+42
Infraction/Civil Violation	816	▲	-45.5%	-682
Involuntary Civil Commitments	1	▲	-	+1
Landlord /Tenant	219	▲	+36.0%	+58
Misdemeanor	553	▼	-17.0%	-113
Other	285	▲	+11.3%	+29
Protective Orders	14	▲	+40.0%	+4

\* Compared to same time period as previous year  
 7/11/2024 12:28:24PM

\*\* Case Type Categories are defined in the 2017 Virginia Judicial Workload Assessment  
 Source: SCV-SQL-Information

**CPSS - GCMS CASELOAD STATISTICS OF THE GENERAL DISTRICT COURTS**  
January 2024 thru June 2024 Dispositions (Compared to January 2023 thru June 2023)

---

<i><b>GRAND TOTAL</b></i>	<b>2,366</b>	▼	-23.7%	-736
---------------------------	--------------	---	--------	------

---

\* Compared to same time period as previous year  
7/11/2024 12:28:24PM

\*\* Case Type Categories are defined in the 2017 Virginia Judicial Workload Assessment  
Source: SCV-SQL-Information

2024 Overall GRAND TOTAL		Distribution of Caseload			Change*		Percentage (%) of Caseload																																																									
2024	1,685	<table border="1"> <tr><td>Criminal</td><td>235</td><td>14%</td></tr> <tr><td>Traffic</td><td>1,195</td><td>71%</td></tr> <tr><td>Civil</td><td>248</td><td>15%</td></tr> <tr><td>Civil Commitments</td><td>7</td><td>0%</td></tr> <tr><td><b>GRAND TOTAL</b></td><td><b>1,685</b></td><td><b>100%</b></td></tr> </table>	Criminal	235	14%	Traffic	1,195	71%	Civil	248	15%	Civil Commitments	7	0%	<b>GRAND TOTAL</b>	<b>1,685</b>	<b>100%</b>	<table border="1"> <tr><td>Criminal</td><td>235</td><td>14%</td><td>-3.3%</td><td>▼</td><td>-8</td></tr> <tr><td>Traffic</td><td>1,195</td><td>71%</td><td>29.0%</td><td>▲</td><td>+269</td></tr> <tr><td>Civil</td><td>248</td><td>15%</td><td>3.8%</td><td>▲</td><td>+9</td></tr> <tr><td>Civil Commitments</td><td>7</td><td>0%</td><td>-74.1%</td><td>▼</td><td>-20</td></tr> <tr><td><b>GRAND TOTAL</b></td><td><b>1,685</b></td><td><b>100%</b></td><td><b>17.4%</b></td><td><b>▲</b></td><td><b>+250</b></td></tr> </table>	Criminal	235	14%	-3.3%	▼	-8	Traffic	1,195	71%	29.0%	▲	+269	Civil	248	15%	3.8%	▲	+9	Civil Commitments	7	0%	-74.1%	▼	-20	<b>GRAND TOTAL</b>	<b>1,685</b>	<b>100%</b>	<b>17.4%</b>	<b>▲</b>	<b>+250</b>	<table border="1"> <tr><td>Criminal</td><td>16.9%</td><td>13.9%</td></tr> <tr><td>Traffic</td><td>64.5%</td><td>70.9%</td></tr> <tr><td>Civil</td><td>16.7%</td><td>14.7%</td></tr> <tr><td>Civil Commitments</td><td>1.9%</td><td>0.4%</td></tr> <tr><td><b>GRAND TOTAL</b></td><td><b>100%</b></td><td><b>100%</b></td></tr> </table>	Criminal	16.9%	13.9%	Traffic	64.5%	70.9%	Civil	16.7%	14.7%	Civil Commitments	1.9%	0.4%	<b>GRAND TOTAL</b>	<b>100%</b>	<b>100%</b>
Criminal	235		14%																																																													
Traffic	1,195		71%																																																													
Civil	248		15%																																																													
Civil Commitments	7		0%																																																													
<b>GRAND TOTAL</b>	<b>1,685</b>	<b>100%</b>																																																														
Criminal	235	14%	-3.3%	▼	-8																																																											
Traffic	1,195	71%	29.0%	▲	+269																																																											
Civil	248	15%	3.8%	▲	+9																																																											
Civil Commitments	7	0%	-74.1%	▼	-20																																																											
<b>GRAND TOTAL</b>	<b>1,685</b>	<b>100%</b>	<b>17.4%</b>	<b>▲</b>	<b>+250</b>																																																											
Criminal	16.9%	13.9%																																																														
Traffic	64.5%	70.9%																																																														
Civil	16.7%	14.7%																																																														
Civil Commitments	1.9%	0.4%																																																														
<b>GRAND TOTAL</b>	<b>100%</b>	<b>100%</b>																																																														
2023	1,435																																																															
	+250																																																															
	17.4%																																																															
	▲																																																															

Dispositions by Division & Code

Division	Case Type Description	Code	Summary	Change	% Change	Absolute Change
<b>Criminal</b>	Misdemeanor	M	130	▼	-4.4%	-6
	Felony	F	80	▲	+35.6%	+21
	Capias	CA	14	▼	-30.0%	-6
	Civil Violation	CV	6	▼	-14.3%	-1
	Show Cause	SC	5	▼	-76.2%	-16
	<b>Total</b>			<b>235</b>	<b>▼</b>	<b>-3.3%</b>
<b>Traffic</b>	Infraction	I	963	▲	+34.7%	+248
	Misdemeanor	M	225	▲	+11.4%	+23
	Felony	F	7	▲	+16.7%	+1
	Capias	CA	0	▼	-100.0%	-2
	Show Cause	SC	0	▼	-100.0%	-1
	<b>Total</b>			<b>1,195</b>	<b>▲</b>	<b>29.0%</b>
<b>Civil</b>	Warrant in Debt	WD	130	▲	+20.4%	+22
	Garnishment	GA	56	▲	+12.0%	+6
	Other	OT	16	▲	+128.6%	+9
	Unlawful Detainer	UD	15	▼	-48.3%	-14
	Preliminary Protective Order	PP	10	▲	+42.9%	+3
	Protective Order	PO	8	↔		-
	Admin License	AL	6	▲	+20.0%	+1
	Abstract	AJ	2	▲	-	+2
	Bond Forfeiture	BF	2	▼	-81.8%	-9
	Counter Claim	CC	1	▲	-	+1
	Detinue	DT	1	▼	-50.0%	-1
	Petition-Restore Arms	PR	1	▲	-	+1
	Capias	CA	0	▼	-100.0%	-2
	Interrogatory	IN	0	▼	-100.0%	-2
	Motion for Judgment	MJ	0	▼	-100.0%	-1
	Overweight	OC	0	▼	-100.0%	-4
	Show Cause	SC	0	▼	-100.0%	-3
<b>Total</b>			<b>248</b>	<b>▲</b>	<b>3.8%</b>	<b>+9</b>
<b>Civil Commitments</b>	Temporary Detention Order	TD	7	▼	-63.2%	-12
	Emergency Custody Order	EC	0	▼	-100.0%	-8
	<b>Total</b>		<b>7</b>	<b>▼</b>	<b>-74.1%</b>	<b>-20</b>
<b>GRAND TOTAL</b>			<b>1,685</b>	<b>▲</b>	<b>17.4%</b>	<b>+250</b>



Dispositions by Major Case Category\*\*

Category	Summary	Change	% Change	Absolute Change
Felony	87	▲	+33.8%	+22
Garnishment	56	▼	+7.7%	+4
General Civil	132	▲	+18.9%	+21
Infraction/Civil Violation	969	▼	+33.5%	+243
Landlord /Tenant	15	▼	-48.3%	-14
Misdemeanor	355	▲	+5.0%	+17
Other	53	▲	-46.5%	-46
Protective Orders	18	▲	+20.0%	+3
<b>GRAND TOTAL</b>	<b>1,685</b>	<b>▲</b>	<b>17.4%</b>	<b>+250</b>

\* Compared to same time period as previous year  
 7/11/2024 12:28:24PM

\*\* Case Type Categories are defined in the 2017 Virginia Judicial Workload Assessment  
 Source: SCV-SQL-Information



2024 Overall GRAND TOTAL		Distribution of Caseload			Change*		Percentage (%) of Caseload			
<b>7,345</b>	-361 -4.7%	<b>Criminal</b>	1,989	27%	-4.4%	▼	-92	<b>Criminal</b>	2023 27.0%	2024 27.1%
		<b>Traffic</b>	2,437	33%	-1.1%	▼	-27	<b>Traffic</b>	32.0%	33.2%
2024		<b>Civil</b>	2,331	32%	-10.1%	▼	-263	<b>Civil</b>	33.7%	31.7%
2023		<b>Civil Commitments</b>	588	8%	3.7%	▲	+21	<b>Civil Commitments</b>	7.4%	8.0%
		<b>GRAND TOTAL</b>	<b>7,345</b>	100%	-4.7%	▼	-361	<b>GRAND TOTAL</b>	100%	100%

**Dispositions by Division & Code**

Division	Case Type Description	Code	Summary	Change	% Change	Absolute Change
<b>Criminal</b>	Misdemeanor	M	1,207	▼	-5.9%	-75
	Felony	F	485	▼	-5.3%	-27
	Capias	CA	221	▲	+8.3%	+17
	Show Cause	SC	42	▼	-8.7%	-4
	Civil Violation	CV	31	▲	+10.7%	+3
	Motion	MO	2	▲	+100.0%	+1
	Restricted Operators License	RL	1	▼	-87.5%	-7
	<b>Total</b>			<b>1,989</b>	▼	<b>-4.4%</b>
<b>Traffic</b>	Infraction	I	1,721	▼	-2.0%	-35
	Misdemeanor	M	662	▲	+3.1%	+20
	Capias	CA	35	▼	-16.7%	-7
	Felony	F	15	▲	+7.1%	+1
	Civil Violation	CV	2	▲	-	+2
	Other	O	1	▲	-	+1
	Restricted Operators License	RL	1	▼	-80.0%	-4
	Show Cause	SC	0	▼	-100.0%	-5
<b>Total</b>			<b>2,437</b>	▼	<b>-1.1%</b>	<b>-27</b>
<b>Civil</b>	Warrant in Debt	WD	700	▲	+2.2%	+15
	Unlawful Detainer	UD	601	▼	-12.1%	-83
	Garnishment	GA	496	▼	-6.2%	-33
	Detinue	DT	203	▼	-43.6%	-157
	Other	OT	160	▼	-4.8%	-8
	Protective Order	PO	63	▲	+31.3%	+15
	Preliminary Protective Order	PP	52	▲	+33.3%	+13
	Admin License	AL	26	▼	-21.2%	-7
	Bond Forfeiture	BF	13	▼	-38.1%	-8
	Tenants Assertion	TA	6	▲	+200.0%	+4
	Impoundment	IM	5	▲	+66.7%	+2
	Interrogatory	IN	2	▼	-33.3%	-1
	Motion for Judgment	MJ	2	▲	+100.0%	+1
	Abstract	AJ	1	▼	-88.9%	-8
	Petition-Restore Arms	PR	1	▼	-75.0%	-3
	Counter Claim	CC	0	▼	-100.0%	-2
Show Cause	SC	0	▼	-100.0%	-3	
<b>Total</b>			<b>2,331</b>	▼	<b>-10.1%</b>	<b>-263</b>
<b>Civil Commitments</b>	Mental Commitment	MC	286	▲	+10.9%	+28
	Temporary Detention Order	TD	125	▲	+15.7%	+17
	Other	OT	122	▲	+9.9%	+11
	Emergency Custody Order	EC	50	▼	-38.3%	-31
	Petition	PT	4	▼	-33.3%	-2
	Medical Emergency Temporary Detention Order	MT	1	▼	-50.0%	-1
	Medical Emergency Custody Order	ME	0	▼	-100.0%	-1
<b>Total</b>			<b>588</b>	▲	<b>3.7%</b>	<b>+21</b>
<b>GRAND TOTAL</b>			<b>7,345</b>	▼	-4.7%	-361

\* Compared to same time period as previous year  
 7/11/2024 12:28:24PM

\*\* Case Type Categories are defined in the 2017 Virginia Judicial Workload Assessment  
 Source: SCV-SQL-Information

**CPSS - GCMS CASELOAD STATISTICS OF THE GENERAL DISTRICT COURTS**  
 January 2024 thru June 2024 Dispositions (Compared to January 2023 thru June 2023)

**Dispositions by Major Case Category\*\***

Category	Summary	Change	% Change	Absolute Change
Felony	500	▲	-4.9%	-26
Garnishment	498	▼	-6.4%	-34
General Civil	910	▼	-13.9%	-147
Infraction/Civil Violation	1,755	▲	-1.6%	-29
Involuntary Civil Commitments	126	▼	+7.7%	+9
Landlord /Tenant	607	▲	-11.5%	-79
Misdemeanor	1,871	▼	-3.4%	-66
Other	963	▼	-1.7%	-17
Protective Orders	115	▲	+32.2%	+28
<b>GRAND TOTAL</b>	<b>7,345</b>	▼	-4.7%	-361

\* Compared to same time period as previous year  
 7/11/2024 12:28:24PM

\*\* Case Type Categories are defined in the 2017 Virginia Judicial Workload Assessment  
 Source: SCV-SQL-Information

2024 Overall GRAND TOTAL		Distribution of Caseload			Change*		Percentage (%) of Caseload		
<b>6,129</b>	+1,339 28.0%	<b>Criminal</b>	994	16%	16.8% ▲	+143	<b>Criminal</b>	2023 17.8%	2024 16.2%
2024	↑	<b>Traffic</b>	3,717	61%	36.1% ▲	+985	<b>Traffic</b>	57.0%	60.6%
2023		<b>Civil</b>	1,327	22%	21.2% ▲	+232	<b>Civil</b>	22.9%	21.7%
		<b>Civil Commitments</b>	91	1%	-18.8% ▼	-21	<b>Civil Commitments</b>	2.3%	1.5%
		<b>GRAND TOTAL</b>	<b>6,129</b>	100%	28.0% ▲	+1,339	<b>GRAND TOTAL</b>	100%	100%

Dispositions by Division & Code

Division	Case Type Description	Code	Summary	Change	% Change	Absolute Change
<b>Criminal</b>	Misdemeanor	M	604	▲	+12.9%	+69
	Felony	F	226	▲	+15.3%	+30
	Capias	CA	100	▲	+33.3%	+25
	Show Cause	SC	33	▲	+17.9%	+5
	Civil Violation	CV	31	▲	+82.4%	+14
	<b>Total</b>			<b>994</b>	<b>▲</b>	<b>16.8%</b>
<b>Traffic</b>	Infraction	I	3,123	▲	+42.7%	+935
	Misdemeanor	M	544	▲	+11.0%	+54
	Capias	CA	37	▲	+2.8%	+1
	Felony	F	10	▼	-33.3%	-5
	Show Cause	SC	2	▲	-	+2
	Civil Violation	CV	1	▼	-66.7%	-2
	<b>Total</b>			<b>3,717</b>	<b>▲</b>	<b>36.1%</b>
<b>Civil</b>	Warrant in Debt	WD	597	▲	+40.5%	+172
	Garnishment	GA	341	▲	+3.0%	+10
	Unlawful Detainer	UD	112	▼	-15.2%	-20
	Other	OT	73	▼	+28.1%	+16
	Admin License	AL	38	▲	+26.7%	+8
	Detinue	DT	37	▲	+27.6%	+8
	Preliminary Protective Order	PP	33	▲	+57.1%	+12
	Interrogatory	IN	26	▲	+36.8%	+7
	Bond Forfeiture	BF	18	▲	+63.6%	+7
	Impoundment	IM	18	▲	+63.6%	+7
	Show Cause	SC	12	▲	+20.0%	+2
	Abstract	AJ	10	▲	+400.0%	+8
	Protective Order	PO	6	▼	-25.0%	-2
	Counter Claim	CC	3	↔	-	-
	Motion for Judgment	MJ	1	▲	-	+1
	Petition-Restore Arms	PR	1	▼	-50.0%	-1
Tenants Assertion	TA	1	▼	-75.0%	-3	
<b>Total</b>			<b>1,327</b>	<b>▲</b>	<b>21.2%</b>	<b>+232</b>
<b>Civil Commitments</b>	Temporary Detention Order	TD	53	▼	-7.0%	-4
	Emergency Custody Order	EC	35	▼	-20.5%	-9
	Mental Commitment	MC	3	▼	-70.0%	-7
	Petition	PT	0	▼	-100.0%	-1
<b>Total</b>			<b>91</b>	<b>▼</b>	<b>-18.8%</b>	<b>-21</b>
<b>GRAND TOTAL</b>			<b>6,129</b>	<b>▲</b>	<b>28.0%</b>	<b>+1,339</b>

Dispositions by Major Case Category\*\*

Category	Summary	Change	% Change	Absolute Change
Felony	236	▼	+11.8%	+25
Garnishment	367	▲	+4.9%	+17
General Civil	637	▲	+38.5%	+177
Infraction/Civil Violation	3,155	▲	+42.9%	+947
Involuntary Civil Commitments	0	▼	-100.0%	-1
Landlord /Tenant	113	▼	-16.9%	-23
Misdemeanor	1,148	▲	+12.0%	+123

\* Compared to same time period as previous year  
 7/11/2024 12:28:24PM

\*\* Case Type Categories are defined in the 2017 Virginia Judicial Workload Assessment  
 Source: SCV-SQL-Information



**CPSS - GCMS CASELOAD STATISTICS OF THE GENERAL DISTRICT COURTS**  
January 2024 thru June 2024 Dispositions (Compared to January 2023 thru June 2023)

Other	434	▲	+17.3%	+64
Protective Orders	39	▲	+34.5%	+10
<b>GRAND TOTAL</b>	<b>6,129</b>	▲	28.0%	+1,339

\* Compared to same time period as previous year  
7/11/2024 12:28:24PM

\*\* Case Type Categories are defined in the 2017 Virginia Judicial Workload Assessment  
Source: SCV-SQL-Information



2024 Overall GRAND TOTAL		Distribution of Caseload			Change*		Percentage (%) of Caseload		
<b>5,497</b> 2024  2023  ↑ 16.4%		<b>Criminal</b>	459	8%	-7.3% ▼	-36	<b>Criminal</b>	2023	2024
		<b>Traffic</b>	3,537	64%	28.8% ▲	+790	<b>Traffic</b>	10.5%	8.4%
		<b>Civil</b>	1,398	25%	0.9% ▲	+13	<b>Civil</b>	58.2%	64.3%
		<b>Civil Commitments</b>	103	2%	9.6% ▲	+9	<b>Civil Commitments</b>	29.3%	25.4%
		<b>GRAND TOTAL</b>	<b>5,497</b>	100%	16.4% ▲	+776	<b>GRAND TOTAL</b>	2.0%	1.9%
							<b>GRAND TOTAL</b>	100%	100%

Dispositions by Division & Code

Division	Case Type Description	Code	Summary	Change	% Change	Absolute Change
<b>Criminal</b>	Misdemeanor	M	293	▼	-8.2%	-26
	Felony	F	98	▼	-5.8%	-6
	Capias	CA	44	▲	+18.9%	+7
	Civil Violation	CV	12	▼	-36.8%	-7
	Show Cause	SC	12	▼	-25.0%	-4
	<b>Total</b>			<b>459</b>	▼	<b>-7.3%</b>
<b>Traffic</b>	Infraction	I	2,960	▲	+29.8%	+680
	Misdemeanor	M	562	▲	+30.1%	+130
	Capias	CA	10	▼	-56.5%	-13
	Felony	F	4	▼	-50.0%	-4
	Show Cause	SC	1	▼	-75.0%	-3
	<b>Total</b>			<b>3,537</b>	▲	<b>28.8%</b>
<b>Civil</b>	Warrant in Debt	WD	700	▲	+0.4%	+3
	Garnishment	GA	410	▲	+14.5%	+52
	Unlawful Detainer	UD	140	▼	-16.7%	-28
	Other	OT	54	▼	-1.8%	-1
	Preliminary Protective Order	PP	21	↔		-
	Abstract	AJ	16	▼	-15.8%	-3
	Admin License	AL	11	▼	-21.4%	-3
	Detinue	DT	8	▲	+33.3%	+2
	Impoundment	IM	8	▲	+100.0%	+4
	Interrogatory	IN	7	▼	-36.4%	-4
	Protective Order	PO	7	▼	-36.4%	-4
	Show Cause	SC	6	▲	+50.0%	+2
	Bond Forfeiture	BF	3	▼	-57.1%	-4
	Tenants Assertion	TA	3	↔		-
	Counter Claim	CC	1	↔		-
	Motion for Judgment	MJ	1	↔		-
	Overweight	OC	1	▲	-	+1
	Third Party Claim	TH	1	▲	-	+1
	Petition-Restore Arms	PR	0	▼	-100.0%	-5
<b>Total</b>			<b>1,398</b>	▲	<b>0.9%</b>	<b>+13</b>
<b>Civil Commitments</b>	Temporary Detention Order	TD	63	▲	+34.0%	+16
	Emergency Custody Order	EC	39	▼	-13.3%	-6
	Other	OT	1	▲	-	+1
	Medical Emergency Temporary Detention Order	MT	0	▼	-100.0%	-1
	Mental Commitment	MC	0	▼	-100.0%	-1
	<b>Total</b>			<b>103</b>	▲	<b>9.6%</b>
<b>GRAND TOTAL</b>			<b>5,497</b>	▲	16.4%	+776

Dispositions by Major Case Category\*\*

Category	Summary	Change	% Change	Absolute Change
Felony	102	▼	-8.9%	-10
Garnishment	417	▼	+13.0%	+48
General Civil	713	▼		0
Infraction/Civil Violation	2,973	▲	+29.3%	+674
Involuntary Civil Commitments	1	▲	-	+1
Landlord /Tenant	143	▼	-16.4%	-28

\* Compared to same time period as previous year  
 7/11/2024 12:28:24PM

\*\* Case Type Categories are defined in the 2017 Virginia Judicial Workload Assessment  
 Source: SCV-SQL-Information

**CPSS - GCMS CASELOAD STATISTICS OF THE GENERAL DISTRICT COURTS**  
 January 2024 thru June 2024 Dispositions (Compared to January 2023 thru June 2023)

Misdemeanor	855	▲	+13.8%	+104
Other	265	▲	-3.3%	-9
Protective Orders	28	▼	-12.5%	-4
<b>GRAND TOTAL</b>	<b>5,497</b>	▲	16.4%	+776

\* Compared to same time period as previous year  
 7/11/2024 12:28:24PM

\*\* Case Type Categories are defined in the 2017 Virginia Judicial Workload Assessment  
 Source: SCV-SQL-Information

2024 Overall GRAND TOTAL		Distribution of Caseload			Change*		Percentage (%) of Caseload			
<b>16,853</b>	+893 5.6%	<b>Criminal</b>	2,293	14%	-4.6%	▼	-110	<b>Criminal</b>	2023: 15.1%	2024: 13.6%
2024		<b>Traffic</b>	8,316	49%	15.7%	▲	+1,131	<b>Traffic</b>	45.0%	49.3%
2023		<b>Civil</b>	5,547	33%	-2.0%	▲	-113	<b>Civil</b>	35.5%	32.9%
		<b>Civil Commitments</b>	697	4%	-2.1%	▼	-15	<b>Civil Commitments</b>	4.5%	4.1%
		<b>GRAND TOTAL</b>	<b>16,853</b>	100%	5.6%	▲	+893	<b>GRAND TOTAL</b>	100%	100%

**Dispositions by Division & Code**

Division	Case Type Description	Code	Summary	Change	% Change	Absolute Change
<b>Criminal</b>	Misdemeanor	M	1,637	▲	+0.2%	+4
	Felony	F	529	▼	-16.2%	-102
	Capias	CA	57	▲	+3.6%	+2
	Show Cause	SC	56	▼	-3.4%	-2
	Civil Violation	CV	12	▼	-40.0%	-8
	Motion	MO	1	▼	-80.0%	-4
	Restricted Operators License	RL	1	↔		-
	<b>Total</b>			<b>2,293</b>	▼	<b>-4.6%</b>
<b>Traffic</b>	Infraction	I	6,228	▲	+13.4%	+737
	Misdemeanor	M	1,955	▲	+27.4%	+421
	Felony	F	56	▼	-3.4%	-2
	Show Cause	SC	34	▼	-22.7%	-10
	Civil Violation	CV	17	▼	-26.1%	-6
	Capias	CA	11	▲	+10.0%	+1
	Motion	MO	9	↔		-
	Restricted Operators License	RL	5	▼	-66.7%	-10
	Other	O	1	↔		-
<b>Total</b>			<b>8,316</b>	▲	<b>15.7%</b>	<b>+1,131</b>
<b>Civil</b>	Warrant in Debt	WD	1,792	▼	-1.6%	-30
	Unlawful Detainer	UD	1,471	▲	+9.4%	+126
	Garnishment	GA	1,213	▼	-12.1%	-167
	Other	OT	252	▲	+14.9%	+44
	Detinue	DT	206	▼	-17.9%	-45
	Preliminary Protective Order	PP	168	▼	-10.6%	-20
	Protective Order	PO	139	▲	+87.8%	+65
	Interrogatory	IN	96	▲	+45.5%	+30
	Show Cause	SC	58	▼	-15.9%	-11
	Admin License	AL	46	▲	+27.8%	+10
	Bond Forfeiture	BF	27	▼	-41.3%	-19
	Abstract	AJ	25	▼	-32.4%	-12
	Tenants Assertion	TA	23	▲	+15.0%	+3
	Counter Claim	CC	14	▲	+100.0%	+7
	Impoundment	IM	8	▼	-38.5%	-5
	Capias	CA	4	▼	-33.3%	-2
	Petition-Restore Arms	PR	3	▲	+200.0%	+2
Motion for Judgment	MJ	2	▼	-33.3%	-1	
<b>Total</b>			<b>5,547</b>	▼	<b>-2.0%</b>	<b>-113</b>
<b>Civil Commitments</b>	Temporary Detention Order	TD	375	▲	+19.0%	+60
	Mental Commitment	MC	150	▼	-14.8%	-26
	Emergency Custody Order	EC	87	▼	-29.8%	-37
	Medical Emergency Temporary Detention Order	MT	59	▼	-13.2%	-9
	Other	OT	26	▼	-10.3%	-3
<b>Total</b>			<b>697</b>	▼	<b>-2.1%</b>	<b>-15</b>
<b>GRAND TOTAL</b>			<b>16,853</b>	▲	5.6%	+893

\* Compared to same time period as previous year  
 7/11/2024 12:28:24PM

\*\* Case Type Categories are defined in the 2017 Virginia Judicial Workload Assessment  
 Source: SCV-SQL-Information

**Dispositions by Major Case Category\*\***

Category	Summary	Change	% Change	Absolute Change
Felony	585	▼	-15.1%	-104
Garnishment	1,309	▲	-9.5%	-137
General Civil	2,022	▲	-3.4%	-71
Infraction/Civil Violation	6,258	▼	+13.1%	+723
Involuntary Civil Commitments	26	▼	-10.3%	-3
Landlord /Tenant	1,494	▲	+9.5%	+129
Misdemeanor	3,598	▼	+13.0%	+415
Other	1,254	▼	-7.7%	-104
Protective Orders	307	▲	+17.2%	+45
<b>GRAND TOTAL</b>	<b>16,853</b>	▲	5.6%	+893

\* Compared to same time period as previous year  
 7/11/2024 12:28:24PM

\*\* Case Type Categories are defined in the 2017 Virginia Judicial Workload Assessment  
 Source: SCV-SQL-Information

2024 Overall GRAND TOTAL		Distribution of Caseload			Change*		Percentage (%) of Caseload		
<b>13,122</b>	+1,568 13.6%	<b>Criminal</b>	1,431	11%	2.7% ▲	+37	<b>Criminal</b>	2023: 12.1%	2024: 10.9%
2024		<b>Traffic</b>	8,916	68%	15.7% ▲	+1,212	<b>Traffic</b>	66.7%	67.9%
2023		<b>Civil</b>	2,208	17%	15.1% ▲	+290	<b>Civil</b>	16.6%	16.8%
		<b>Civil Commitments</b>	567	4%	5.4% ▲	+29	<b>Civil Commitments</b>	4.7%	4.3%
		<b>GRAND TOTAL</b>	<b>13,122</b>	100%	13.6% ▲	+1,568	<b>GRAND TOTAL</b>	100%	100%

**Dispositions by Division & Code**

Division	Case Type Description	Code	Summary	Change	% Change	Absolute Change
<b>Criminal</b>	Misdemeanor	M	930	▲	+4.6%	+41
	Felony	F	368	▼	-3.4%	-13
	Capias	CA	90	▲	+36.4%	+24
	Show Cause	SC	36	▼	-7.7%	-3
	Civil Violation	CV	7	▼	-63.2%	-12
	<b>Total</b>			<b>1,431</b>	<b>▲</b>	<b>2.7%</b>
<b>Traffic</b>	Infraction	I	6,693	▲	+14.1%	+826
	Misdemeanor	M	2,052	▲	+22.5%	+377
	Show Cause	SC	61	▲	+3.4%	+2
	Capias	CA	59	▲	+40.5%	+17
	Civil Violation	CV	25	▲	+4.2%	+1
	Felony	F	20	▼	-33.3%	-10
	Restricted Operators License	RL	6	▼	-14.3%	-1
	<b>Total</b>			<b>8,916</b>	<b>▲</b>	<b>15.7%</b>
<b>Civil</b>	Warrant in Debt	WD	915	▲	+29.2%	+207
	Garnishment	GA	518	▲	+14.9%	+67
	Unlawful Detainer	UD	400	▲	+8.7%	+32
	Other	OT	74	▲	+29.8%	+17
	Admin License	AL	60	▼	-17.8%	-13
	Preliminary Protective Order	PP	54	▲	+45.9%	+17
	Interrogatory	IN	47	▲	+14.6%	+6
	Protective Order	PO	30	▼	-26.8%	-11
	Bond Forfeiture	BF	29	▼	-40.8%	-20
	Show Cause	SC	24	▼	-27.3%	-9
	Abstract	AJ	22	▲	+100.0%	+11
	Impoundment	IM	16	▼	-44.8%	-13
	Detinue	DT	9	▲	+28.6%	+2
	Counter Claim	CC	3	▲	+50.0%	+1
	Tenants Assertion	TA	3	↔		-
	Petition-Restore Arms	PR	2	▼	-33.3%	-1
	Motion for Judgment	MJ	1	▼	-50.0%	-1
	Third Party Claim	TH	1	▲	-	+1
	Capias	CA	0	▼	-100.0%	-1
	Overweight	OC	0	▼	-100.0%	-2
<b>Total</b>			<b>2,208</b>	<b>▲</b>	<b>15.1%</b>	<b>+290</b>
<b>Civil Commitments</b>	Mental Commitment	MC	316	▼	-6.0%	-20
	Temporary Detention Order	TD	124	▲	+37.8%	+34
	Other	OT	79	▲	+21.5%	+14
	Emergency Custody Order	EC	48	▲	+2.1%	+1
	<b>Total</b>			<b>567</b>	<b>▲</b>	<b>5.4%</b>
<b>GRAND TOTAL</b>			<b>13,122</b>	<b>▲</b>	<b>13.6%</b>	<b>+1,568</b>

**Dispositions by Major Case Category\*\***

Category	Summary	Change	% Change	Absolute Change
Felony	388	▼	-5.6%	-23
Garnishment	565	▲	+14.8%	+73
General Civil	938	▼	+28.7%	+209
Infraction/Civil Violation	6,725	▼	+13.8%	+813

\* Compared to same time period as previous year  
 7/11/2024 12:28:24PM

\*\* Case Type Categories are defined in the 2017 Virginia Judicial Workload Assessment  
 Source: SCV-SQL-Information

**CPSS - GCMS CASELOAD STATISTICS OF THE GENERAL DISTRICT COURTS**  
 January 2024 thru June 2024 Dispositions (Compared to January 2023 thru June 2023)

Involuntary Civil Commitments	79	▲	+21.5%	+14
Landlord /Tenant	403	▲	+8.6%	+32
Misdemeanor	2,988	▲	+16.2%	+417
Other	952	▲	+2.9%	+27
Protective Orders	84	▲	+7.7%	+6
<b>GRAND TOTAL</b>	<b>13,122</b>	▲	13.6%	+1,568

\* Compared to same time period as previous year  
 7/11/2024 12:28:24PM

\*\* Case Type Categories are defined in the 2017 Virginia Judicial Workload Assessment  
 Source: SCV-SQL-Information

2024 Overall GRAND TOTAL		Distribution of Caseload			Change*		Percentage (%) of Caseload		
<b>4,602</b>	+292 6.8%	<b>Criminal</b>	839	18%	14.9% ▲	+109	<b>Criminal</b>	2023 16.9%	2024 18.2%
2024		<b>Traffic</b>	2,441	53%	6.4% ▲	+146	<b>Traffic</b>	53.2%	53.0%
2023		<b>Civil</b>	928	20%	7.5% ▲	+65	<b>Civil</b>	20.0%	20.2%
		<b>Civil Commitments</b>	394	9%	-6.6% ▼	-28	<b>Civil Commitments</b>	9.8%	8.6%
		<b>GRAND TOTAL</b>	<b>4,602</b>	100%	6.8% ▲	+292	<b>GRAND TOTAL</b>	100%	100%

**Dispositions by Division & Code**

Division	Case Type Description	Code	Summary	Change	% Change	Absolute Change
<b>Criminal</b>	Misdemeanor	M	559	▲	+16.9%	+81
	Felony	F	172	▲	+21.1%	+30
	Capias	CA	51	▲	+8.5%	+4
	Show Cause	SC	34	▼	-22.7%	-10
	Civil Violation	CV	23	▲	+21.1%	+4
	<b>Total</b>			<b>839</b>	<b>▲</b>	<b>14.9%</b>
<b>Traffic</b>	Infraction	I	1,931	▲	+2.3%	+44
	Misdemeanor	M	477	▲	+30.3%	+111
	Show Cause	SC	17	▼	-39.3%	-11
	Felony	F	9	▲	+50.0%	+3
	Capias	CA	7	▲	+16.7%	+1
	Civil Violation	CV	0	▼	-100.0%	-1
	Restricted Operators License	RL	0	▼	-100.0%	-1
	<b>Total</b>			<b>2,441</b>	<b>▲</b>	<b>6.4%</b>
<b>Civil</b>	Warrant in Debt	WD	347	▲	+23.5%	+66
	Unlawful Detainer	UD	223	▼	-12.9%	-33
	Garnishment	GA	171	▲	+4.9%	+8
	Admin License	AL	43	▲	+126.3%	+24
	Other	OT	38	▲	+5.6%	+2
	Detinue	DT	31	▼	-11.4%	-4
	Preliminary Protective Order	PP	20	▲	+25.0%	+4
	Impoundment	IM	13	▲	+550.0%	+11
	Protective Order	PO	13	▼	-23.5%	-4
	Show Cause	SC	11	▲	+22.2%	+2
	Interrogatory	IN	10	▼	-9.1%	-1
	Abstract	AJ	5	▼	-44.4%	-4
	Bond Forfeiture	BF	1	▼	-66.7%	-2
	Motion for Judgment	MJ	1	▲	-	+1
	Petition-Restore Arms	PR	1	▼	-50.0%	-1
	Tenants Assertion	TA	0	▼	-100.0%	-4
<b>Total</b>			<b>928</b>	<b>▲</b>	<b>7.5%</b>	<b>+65</b>
<b>Civil Commitments</b>	Mental Commitment	MC	249	▼	-3.5%	-9
	Temporary Detention Order	TD	90	▼	-23.7%	-28
	Emergency Custody Order	EC	28	▲	+21.7%	+5
	Other	OT	17	▲	+21.4%	+3
	Medical Emergency Temporary Detention Order	MT	10	▲	+11.1%	+1
<b>Total</b>			<b>394</b>	<b>▼</b>	<b>-6.6%</b>	<b>-28</b>
<b>GRAND TOTAL</b>			<b>4,602</b>	<b>▲</b>	<b>6.8%</b>	<b>+292</b>

**Dispositions by Major Case Category\*\***

Category	Summary	Change	% Change	Absolute Change
Felony	181	▲	+22.3%	+33
Garnishment	181	▼	+4.0%	+7
General Civil	383	▲	+19.3%	+62
Infraction/Civil Violation	1,954	▼	+2.5%	+47
Involuntary Civil Commitments	17	▲	+21.4%	+3
Landlord /Tenant	223	▼	-14.2%	-37
Misdemeanor	1,036	▼	+22.6%	+191

\* Compared to same time period as previous year  
 7/11/2024 12:28:24PM

\*\* Case Type Categories are defined in the 2017 Virginia Judicial Workload Assessment  
 Source: SCV-SQL-Information

**CPSS - GCMS CASELOAD STATISTICS OF THE GENERAL DISTRICT COURTS**

January 2024 thru June 2024 Dispositions (Compared to January 2023 thru June 2023)

**Salem**

District: 23 FIPS: 775

Other	594	▲	-2.3%	-14
Protective Orders	33	▲		0
<b>GRAND TOTAL</b>	<b>4,602</b>	▲	6.8%	+292

\* Compared to same time period as previous year  
7/11/2024 12:28:24PM

\*\* Case Type Categories are defined in the 2017 Virginia Judicial Workload Assessment  
Source: SCV-SQL-Information



2024 Overall GRAND TOTAL		Distribution of Caseload			Change*		Percentage (%) of Caseload		
<b>4,847</b>	+921 23.5%	<b>Criminal</b>	593	12%	-7.5% ▼	-48	<b>Criminal</b>	2023 16.3%	2024 12.2%
2024	↑	<b>Traffic</b>	3,334	69%	40.0% ▲	+953	<b>Traffic</b>	60.6%	68.8%
2023		<b>Civil</b>	872	18%	2.1% ▲	+18	<b>Civil</b>	21.8%	18.0%
		<b>Civil Commitments</b>	48	1%	-4.0% ▼	-2	<b>Civil Commitments</b>	1.3%	1.0%
		<b>GRAND TOTAL</b>	<b>4,847</b>	100%	23.5% ▲	+921	<b>GRAND TOTAL</b>	100%	100%

**Dispositions by Division & Code**

Division	Case Type Description	Code	Summary	Change	% Change	Absolute Change
<b>Criminal</b>	Misdemeanor	M	340	▼	-2.6%	-9
	Felony	F	127	▼	-15.9%	-24
	Show Cause	SC	68	▲	+9.7%	+6
	Capias	CA	52	▼	-18.8%	-12
	Motion	MO	4	▼	-66.7%	-8
	Civil Violation	CV	2	▼	-33.3%	-1
	<b>Total</b>			<b>593</b>	▼	<b>-7.5%</b>
<b>Traffic</b>	Infraction	I	2,768	▲	+41.4%	+810
	Misdemeanor	M	506	▲	+45.0%	+157
	Show Cause	SC	25	▼	-13.8%	-4
	Capias	CA	18	▼	-30.8%	-8
	Felony	F	8	▲	+33.3%	+2
	Civil Violation	CV	5	▼	-28.6%	-2
	Motion	MO	4	▼	-33.3%	-2
<b>Total</b>			<b>3,334</b>	▲	<b>40.0%</b>	<b>+953</b>
<b>Civil</b>	Warrant in Debt	WD	388	▲	+58.4%	+143
	Garnishment	GA	220	▼	-9.8%	-24
	Unlawful Detainer	UD	108	▼	-36.1%	-61
	Other	OT	40	▲	-23.1%	-12
	Interrogatory	IN	26	▲	+62.5%	+10
	Detinue	DT	19	▼	-5.0%	-1
	Preliminary Protective Order	PP	16	▼	-36.0%	-9
	Admin License	AL	15	▼	-42.3%	-11
	Protective Order	PO	14	▼	-12.5%	-2
	Show Cause	SC	14	▲	+40.0%	+4
	Abstract	AJ	5	▼	-50.0%	-5
	Bond Forfeiture	BF	3	▼	-76.9%	-10
	Capias	CA	2	▼	-50.0%	-2
	Impoundment	IM	2	▼	-33.3%	-1
Tenants Assertion	TA	0	▼	-100.0%	-1	
<b>Total</b>			<b>872</b>	▲	<b>2.1%</b>	<b>+18</b>
<b>Civil Commitments</b>	Temporary Detention Order	TD	34	▼	-20.9%	-9
	Emergency Custody Order	EC	14	▲	+100.0%	+7
<b>Total</b>			<b>48</b>	▼	<b>-4.0%</b>	<b>-2</b>
<b>GRAND TOTAL</b>			<b>4,847</b>	▲	23.5%	+921

**Dispositions by Major Case Category\*\***

Category	Summary	Change	% Change	Absolute Change
Felony	135	▲	-14.0%	-22
Garnishment	246	▲	-5.4%	-14
General Civil	415	▲	+54.3%	+146
Infraction/Civil Violation	2,775	▼	+41.0%	+807
Landlord /Tenant	108	▼	-36.5%	-62
Misdemeanor	846	▲	+21.2%	+148
Other	292	▼	-19.6%	-71
Protective Orders	30	▼	-26.8%	-11
<b>GRAND TOTAL</b>	<b>4,847</b>	▲	23.5%	+921

\* Compared to same time period as previous year  
 7/11/2024 12:28:24PM

\*\* Case Type Categories are defined in the 2017 Virginia Judicial Workload Assessment  
 Source: SCV-SQL-Information



**CPSS - GCMS CASELOAD STATISTICS OF THE GENERAL DISTRICT COURTS**  
 January 2024 thru June 2024 Dispositions (Compared to January 2023 thru June 2023)

2024 Overall GRAND TOTAL		Distribution of Caseload			Change*		Percentage (%) of Caseload		
<b>5,281</b>	+323 6.5%	<b>Criminal</b>	1,096	21%	7.6% ▲	+77	<b>Criminal</b>	20.6%	20.8%
2024	↑	<b>Traffic</b>	2,386	45%	-3.1% ▼	-76	<b>Traffic</b>	49.7%	45.2%
2023		<b>Civil</b>	1,700	32%	20.9% ▲	+294	<b>Civil</b>	28.4%	32.2%
		<b>Civil Commitments</b>	99	2%	39.4% ▲	+28	<b>Civil Commitments</b>	1.4%	1.9%
		<b>GRAND TOTAL</b>	<b>5,281</b>	100%	6.5% ▲	+323	<b>GRAND TOTAL</b>	100%	100%

**Dispositions by Division & Code**

Division	Case Type Description	Code	Summary	Change	% Change	Absolute Change
<b>Criminal</b>	Misdemeanor	M	570	▲	+11.3%	+58
	Felony	F	302	▲	+30.7%	+71
	Capias	CA	104	▲	+4.0%	+4
	Show Cause	SC	100	▼	-13.0%	-15
	Civil Violation	CV	20	▼	-67.2%	-41
	<b>Total</b>			<b>1,096</b>	<b>▲</b>	<b>7.6%</b>
<b>Traffic</b>	Infraction	I	1,752	▼	-2.9%	-53
	Misdemeanor	M	448	▼	-2.6%	-12
	Show Cause	SC	95	▲	+2.2%	+2
	Capias	CA	80	▼	-11.1%	-10
	Felony	F	10	▼	-23.1%	-3
	Restricted Operators License	RL	1	▲	-	+1
	Civil Violation	CV	0	▼	-100.0%	-1
	<b>Total</b>			<b>2,386</b>	<b>▼</b>	<b>-3.1%</b>
<b>Civil</b>	Warrant in Debt	WD	857	▲	+48.3%	+279
	Garnishment	GA	392	▲	+24.1%	+76
	Unlawful Detainer	UD	120	▼	-25.5%	-41
	Other	OT	74	▼	-10.8%	-9
	Preliminary Protective Order	PP	66	▲	+22.2%	+12
	Protective Order	PO	57	▲	+26.7%	+12
	Impoundment	IM	37	▲	+146.7%	+22
	Interrogatory	IN	26	▼	-27.8%	-10
	Detinue	DT	22	▼	-38.9%	-14
	Admin License	AL	16	▼	-36.0%	-9
	Abstract	AJ	12	▼	-33.3%	-6
	Show Cause	SC	9	▼	-67.9%	-19
	Counter Claim	CC	4	▲	+33.3%	+1
	Bond Forfeiture	BF	2	▲	-	+2
	Capias	CA	2	▼	-50.0%	-2
	Petition-Restore Arms	PR	2	▲	+100.0%	+1
	Tenants Assertion	TA	2	▲	-	+2
	Restricted Operators License	RL	0	▼	-100.0%	-1
	Third Party Claim	TH	0	▼	-100.0%	-2
<b>Total</b>			<b>1,700</b>	<b>▲</b>	<b>20.9%</b>	<b>+294</b>
<b>Civil Commitments</b>	Temporary Detention Order	TD	60	▲	+50.0%	+20
	Emergency Custody Order	EC	39	▲	+30.0%	+9
	Medical Emergency Temporary Detention Order	MT	0	▼	-100.0%	-1
	<b>Total</b>			<b>99</b>	<b>▲</b>	<b>39.4%</b>
<b>GRAND TOTAL</b>			<b>5,281</b>	<b>▲</b>	<b>6.5%</b>	<b>+323</b>

**Dispositions by Major Case Category\*\***

Category	Summary	Change	% Change	Absolute Change
Felony	312	▲	+27.9%	+68
Garnishment	418	▼	+18.8%	+66
General Civil	890	▲	+41.9%	+263
Infraction/Civil Violation	1,772	▼	-5.1%	-95
Landlord /Tenant	122	▲	-24.2%	-39
Misdemeanor	1,019	▲	+4.7%	+46

\* Compared to same time period as previous year  
 7/11/2024 12:28:24PM

\*\* Case Type Categories are defined in the 2017 Virginia Judicial Workload Assessment  
 Source: SCV-SQL-Information

**CPSS - GCMS CASELOAD STATISTICS OF THE GENERAL DISTRICT COURTS**

January 2024 thru June 2024 Dispositions (Compared to January 2023 thru June 2023)

Other	625	▲	-1.6%	-10
Protective Orders	123	▲	+24.2%	+24
<b>GRAND TOTAL</b>	<b>5,281</b>	▲	6.5%	+323

\* Compared to same time period as previous year  
7/11/2024 12:28:24PM

\*\* Case Type Categories are defined in the 2017 Virginia Judicial Workload Assessment  
Source: SCV-SQL-Information

2024 Overall GRAND TOTAL		Distribution of Caseload			Change*		Percentage (%) of Caseload		
<b>5,817</b>	+761 15.1%	<b>Criminal</b>	769	13%	2.5% ▲	+19	<b>Criminal</b>	2023 14.8%	2024 13.2%
2024		<b>Traffic</b>	3,140	54%	28.3% ▲	+692	<b>Traffic</b>	48.4%	54.0%
2023		<b>Civil</b>	1,838	32%	1.9% ▲	+34	<b>Civil</b>	35.7%	31.6%
		<b>Civil Commitments</b>	70	1%	29.6% ▲	+16	<b>Civil Commitments</b>	1.1%	1.2%
		<b>GRAND TOTAL</b>	<b>5,817</b>	100%	15.1% ▲	+761	<b>GRAND TOTAL</b>	100%	100%

**Dispositions by Division & Code**

Division	Case Type Description	Code	Summary	Change	% Change	Absolute Change
<b>Criminal</b>	Misdemeanor	M	417	▲	+1.0%	+4
	Felony	F	197	▲	+13.9%	+24
	Capias	CA	73	▲	+10.6%	+7
	Show Cause	SC	61	▼	-17.6%	-13
	Civil Violation	CV	14	▲	+100.0%	+7
	Restricted Operators License	RL	7	▼	-56.3%	-9
	Motion	MO	0	▼	-100.0%	-1
	<b>Total</b>			<b>769</b>	<b>▲</b>	<b>2.5%</b>
<b>Traffic</b>	Infraction	I	2,537	▲	+28.8%	+568
	Misdemeanor	M	498	▲	+23.6%	+95
	Show Cause	SC	47	▲	+74.1%	+20
	Capias	CA	36	▲	+24.1%	+7
	Civil Violation	CV	10	▲	-	+10
	Felony	F	9	▼	-43.8%	-7
	Restricted Operators License	RL	3	↔	-	-
	Motion	MO	0	▼	-100.0%	-1
<b>Total</b>			<b>3,140</b>	<b>▲</b>	<b>28.3%</b>	<b>+692</b>
<b>Civil</b>	Warrant in Debt	WD	981	▲	+7.9%	+72
	Unlawful Detainer	UD	318	▼	-4.2%	-14
	Garnishment	GA	310	▲	+18.3%	+48
	Other	OT	61	▼	-29.9%	-26
	Preliminary Protective Order	PP	44	▼	-31.3%	-20
	Admin License	AL	23	▲	+21.1%	+4
	Detinue	DT	21	▼	-16.0%	-4
	Protective Order	PO	19	▼	-50.0%	-19
	Interrogatory	IN	16	▼	-20.0%	-4
	Impoundment	IM	12	▲	+9.1%	+1
	Bond Forfeiture	BF	11	▲	+37.5%	+3
	Abstract	AJ	9	▼	-25.0%	-3
	Show Cause	SC	5	▼	-50.0%	-5
	Counter Claim	CC	3	▲	+200.0%	+2
	Tenants Assertion	TA	3	▲	+50.0%	+1
	Cross Claim	CR	1	▲	-	+1
	Petition-Restore Arms	PR	1	▼	-50.0%	-1
	Capias	CA	0	▼	-100.0%	-1
Motion for Judgment	MJ	0	▼	-100.0%	-1	
<b>Total</b>			<b>1,838</b>	<b>▲</b>	<b>1.9%</b>	<b>+34</b>
<b>Civil Commitments</b>	Temporary Detention Order	TD	46	▲	+76.9%	+20
	Emergency Custody Order	EC	23	▼	-17.9%	-5
	Medical Emergency Temporary Detention Order	MT	1	▲	-	+1
<b>Total</b>			<b>70</b>	<b>▲</b>	<b>29.6%</b>	<b>+16</b>
<b>GRAND TOTAL</b>			<b>5,817</b>	<b>▲</b>	<b>15.1%</b>	<b>+761</b>

**Dispositions by Major Case Category\*\***

Category	Summary	Change	% Change	Absolute Change
Felony	206	▼	+9.0%	+17
Garnishment	326	▼	+15.6%	+44
General Civil	1,010	▼	+7.1%	+67

\* Compared to same time period as previous year  
 7/11/2024 12:28:24PM




\*\* Case Type Categories are defined in the 2017 Virginia Judicial Workload Assessment  
 Source: SCV-SQL-Information

**CPSS - GCMS CASELOAD STATISTICS OF THE GENERAL DISTRICT COURTS**  
 January 2024 thru June 2024 Dispositions (Compared to January 2023 thru June 2023)

Infraction/Civil Violation	2,561	▲	+29.6%	+585
Landlord /Tenant	321	▲	-3.9%	-13
Misdemeanor	925	▼	+10.8%	+90
Other	405	▲	+2.5%	+10
Protective Orders	63	▼	-38.2%	-39
<b>GRAND TOTAL</b>	<b>5,817</b>	▲	15.1%	+761

\* Compared to same time period as previous year  
 7/11/2024 12:28:24PM

\*\* Case Type Categories are defined in the 2017 Virginia Judicial Workload Assessment  
 Source: SCV-SQL-Information

2024 Overall GRAND TOTAL		Distribution of Caseload			Change*		Percentage (%) of Caseload			
<b>11,400</b>	-24 -0.2%	<b>Criminal</b>	2,868	25%	-3.6%	▼	-106	<b>Criminal</b>	2023: 26.0%	2024: 25.2%
2024 		<b>Traffic</b>	3,665	32%	-11.4%	▼	-470	<b>Traffic</b>	36.2%	32.1%
2023 		<b>Civil</b>	4,351	38%	14.2%	▲	+541	<b>Civil</b>	33.4%	38.2%
		<b>Civil Commitments</b>	516	5%	2.2%	▲	+11	<b>Civil Commitments</b>	4.4%	4.5%
		<b>GRAND TOTAL</b>	<b>11,400</b>	100%	-0.2%	▼	-24	<b>GRAND TOTAL</b>	100%	100%

Dispositions by Division & Code

Division	Case Type Description	Code	Summary	Change	% Change	Absolute Change
<b>Criminal</b>	Misdemeanor	M	1,555	▼	-0.8%	-12
	Felony	F	698	▼	-1.8%	-13
	Capias	CA	335	▼	-11.8%	-45
	Show Cause	SC	233	▼	-13.1%	-35
	Civil Violation	CV	25	↔		-
	Motion	MO	22	▼	-4.3%	-1
	<b>Total</b>			<b>2,868</b>	▼	<b>-3.6%</b>
<b>Traffic</b>	Infraction	I	2,569	▼	-13.5%	-401
	Misdemeanor	M	952	▼	-5.2%	-52
	Capias	CA	65	▲	+22.6%	+12
	Show Cause	SC	51	▼	-36.3%	-29
	Felony	F	21	▲	+50.0%	+7
	Restricted Operators License	RL	4	▼	-20.0%	-1
	Motion	MO	2	↔		-
	Other	O	1	▼	-66.7%	-2
	Civil Violation	CV	0	▼	-100.0%	-4
<b>Total</b>			<b>3,665</b>	▼	<b>-11.4%</b>	<b>-470</b>
<b>Civil</b>	Warrant in Debt	WD	1,715	▲	+27.8%	+373
	Unlawful Detainer	UD	878	▲	+5.5%	+46
	Garnishment	GA	659	▲	+7.0%	+43
	Detinue	DT	258	▼	-2.3%	-6
	Other	OT	201	▼	-10.7%	-24
	Preliminary Protective Order	PP	137	▲	+15.1%	+18
	Interrogatory	IN	98	▲	+34.2%	+25
	Protective Order	PO	93	▲	+16.3%	+13
	Bond Forfeiture	BF	82	▲	+60.8%	+31
	Impoundment	IM	66	▼	-10.8%	-8
	Abstract	AJ	44	▲	+69.2%	+18
	Show Cause	SC	43	▲	+19.4%	+7
	Admin License	AL	39	▼	-11.4%	-5
	Tenants Assertion	TA	12	▲	+300.0%	+9
	Capias	CA	11	▲	+57.1%	+4
	Motion for Judgment	MJ	7	↔		-
	Petition-Restore Arms	PR	4	↔		-
	Counter Claim	CC	3	▼	-50.0%	-3
	Cross Claim	CR	1	▲	-	+1
	Third Party Claim	TH	0	▼	-100.0%	-1
<b>Total</b>			<b>4,351</b>	▲	<b>14.2%</b>	<b>+541</b>
<b>Civil Commitments</b>	Mental Commitment	MC	227	▲	+24.0%	+44
	Temporary Detention Order	TD	162	▼	-11.5%	-21
	Emergency Custody Order	EC	122	▼	-8.3%	-11
	Medical Emergency Temporary Detention Order	MT	3	↔		-
	Medical Emergency Custody Order	ME	1	▼	-66.7%	-2
	Petition	PT	1	▲	-	+1
<b>Total</b>			<b>516</b>	▲	<b>2.2%</b>	<b>+11</b>
<b>GRAND TOTAL</b>			<b>11,400</b>	▼	-0.2%	-24

\* Compared to same time period as previous year  
 7/11/2024 12:28:24PM

\*\* Case Type Categories are defined in the 2017 Virginia Judicial Workload Assessment  
 Source: SCV-SQL-Information

**CPSS - GCMS CASELOAD STATISTICS OF THE GENERAL DISTRICT COURTS**  
 January 2024 thru June 2024 Dispositions (Compared to January 2023 thru June 2023)

**Dispositions by Major Case Category\*\***

Category	Summary	Change	% Change	Absolute Change
Felony	719	▲	-0.8%	-6
Garnishment	757	▲	+9.9%	+68
General Civil	2,001	▼	+21.5%	+354
Infraction/Civil Violation	2,595	▼	-13.6%	-407
Involuntary Civil Commitments	1	▲	-	+1
Landlord /Tenant	890	▲	+6.6%	+55
Misdemeanor	2,511	▼	-2.5%	-65
Other	1,696	▲	-3.1%	-55
Protective Orders	230	▲	+15.6%	+31
<b>GRAND TOTAL</b>	<b>11,400</b>	▼	-0.2%	-24

\* Compared to same time period as previous year  
 7/11/2024 12:28:24PM

\*\* Case Type Categories are defined in the 2017 Virginia Judicial Workload Assessment  
 Source: SCV-SQL-Information



2024 Overall GRAND TOTAL		Distribution of Caseload			Change*		Percentage (%) of Caseload		
2024	2,259	Criminal	327	14%	15.1% ▲	+43	Criminal	2023	2024
2023	+20 0.9%	Traffic	1,672	74%	2.2% ▲	+36	Traffic	12.7%	14.5%
	↑	Civil	229	10%	-19.1% ▼	-54	Civil	73.1%	74.0%
		Civil Commitments	31	1%	-13.9% ▼	-5	Civil Commitments	12.6%	10.1%
		<b>GRAND TOTAL</b>	<b>2,259</b>	<b>100%</b>	<b>0.9% ▲</b>	<b>+20</b>	<b>GRAND TOTAL</b>	<b>100%</b>	<b>100%</b>

Dispositions by Division & Code

Division	Case Type Description	Code	Summary	Change	% Change	Absolute Change
<b>Criminal</b>	Misdemeanor	M	223	▲	+27.4%	+48
	Felony	F	77	↔		-
	Show Cause	SC	15	▲	+25.0%	+3
	Capias	CA	9	▼	-35.7%	-5
	Civil Violation	CV	3	▼	-50.0%	-3
	<b>Total</b>			<b>327</b>	<b>▲</b>	<b>15.1%</b>
<b>Traffic</b>	Infraction	I	1,411	▲	+7.5%	+99
	Misdemeanor	M	244	▼	-19.2%	-58
	Capias	CA	6	▼	-25.0%	-2
	Show Cause	SC	6	▼	-25.0%	-2
	Felony	F	4	↔		-
	Restricted Operators License	RL	1	↔		-
	Civil Violation	CV	0	▼	-100.0%	-1
	<b>Total</b>			<b>1,672</b>	<b>▲</b>	<b>2.2%</b>
<b>Civil</b>	Warrant in Debt	WD	101	▼	-6.5%	-7
	Garnishment	GA	60	▼	-10.4%	-7
	Other	OT	17	▼	-34.6%	-9
	Unlawful Detainer	UD	16	▲	+23.1%	+3
	Preliminary Protective Order	PP	13	▼	-50.0%	-13
	Protective Order	PO	5	▼	-70.6%	-12
	Admin License	AL	4	▼	-71.4%	-10
	Abstract	AJ	3	▼	-25.0%	-1
	Detinue	DT	3	▲	+200.0%	+2
	Impoundment	IM	3	▲	+200.0%	+2
	Interrogatory	IN	2	▼	-33.3%	-1
	Motion for Judgment	MJ	1	↔		-
	Show Cause	SC	1	↔		-
	Counter Claim	CC	0	▼	-100.0%	-1
<b>Total</b>			<b>229</b>	<b>▼</b>	<b>-19.1%</b>	<b>-54</b>
<b>Civil Commitments</b>	Temporary Detention Order	TD	19	▼	-17.4%	-4
	Emergency Custody Order	EC	12	▼	-7.7%	-1
	<b>Total</b>			<b>31</b>	<b>▼</b>	<b>-13.9%</b>
<b>GRAND TOTAL</b>			<b>2,259</b>	<b>▲</b>	<b>0.9%</b>	<b>+20</b>

Dispositions by Major Case Category\*\*

Category	Summary	Change	% Change	Absolute Change	
Felony	81	↔		0	
Garnishment	62	▼	-11.4%	-8	
General Civil	105	▲	-4.5%	-5	
Infraction/Civil Violation	1,414	▼	+7.2%	+95	
Landlord /Tenant	16	▲	+23.1%	+3	
Misdemeanor	468	▲	-2.1%	-10	
Other	95	▼	-24.0%	-30	
Protective Orders	18	▼	-58.1%	-25	
<b>GRAND TOTAL</b>		<b>2,259</b>	<b>▲</b>	<b>0.9%</b>	<b>+20</b>

\* Compared to same time period as previous year  
 7/11/2024 12:28:24PM

\*\* Case Type Categories are defined in the 2017 Virginia Judicial Workload Assessment  
 Source: SCV-SQL-Information

**CPSS - GCMS CASELOAD STATISTICS OF THE GENERAL DISTRICT COURTS**  
 January 2024 thru June 2024 Dispositions (Compared to January 2023 thru June 2023)

2024 Overall GRAND TOTAL		Distribution of Caseload			Change*		Percentage (%) of Caseload		
	<b>4,336</b>	<b>Criminal</b>	550	13%	-8.9% ▼	-54	<b>Criminal</b>	2023	2024
	+445 11.4%	<b>Traffic</b>	2,927	68%	15.9% ▲	+402	<b>Traffic</b>	15.5%	12.7%
2024		<b>Civil</b>	644	15%	7.2% ▲	+43	<b>Civil</b>	64.9%	67.5%
2023		<b>Civil Commitments</b>	215	5%	33.5% ▲	+54	<b>Civil Commitments</b>	15.4%	14.9%
		<b>GRAND TOTAL</b>	<b>4,336</b>	100%	11.4% ▲	+445	<b>GRAND TOTAL</b>	4.1%	5.0%
							<b>GRAND TOTAL</b>	100%	100%

**Dispositions by Division & Code**

Division	Case Type Description	Code	Summary	Change	% Change	Absolute Change
<b>Criminal</b>	Misdemeanor	M	297	▼	-9.5%	-31
	Felony	F	201	▼	-13.0%	-30
	Capias	CA	31	▲	+34.8%	+8
	Civil Violation	CV	15	▲	+200.0%	+10
	Show Cause	SC	6	▼	-64.7%	-11
	<b>Total</b>			<b>550</b>	▼	<b>-8.9%</b>
<b>Traffic</b>	Infraction	I	2,362	▲	+14.8%	+305
	Misdemeanor	M	508	▲	+17.6%	+76
	Capias	CA	42	▲	+50.0%	+14
	Show Cause	SC	8	▲	+100.0%	+4
	Felony	F	5	▲	+400.0%	+4
	Civil Violation	CV	2	▼	-33.3%	-1
	<b>Total</b>			<b>2,927</b>	▲	<b>15.9%</b>
<b>Civil</b>	Warrant in Debt	WD	257	▲	+36.7%	+69
	Garnishment	GA	153	▼	-1.9%	-3
	Unlawful Detainer	UD	111	▲	+12.1%	+12
	Other	OT	45	▼	+4.7%	+2
	Detinue	DT	24	▼	-36.8%	-14
	Preliminary Protective Order	PP	18	▼	-5.3%	-1
	Admin License	AL	16	▼	-23.8%	-5
	Protective Order	PO	12	▼	-29.4%	-5
	Overweight	OC	3	▲	-	+3
	Show Cause	SC	2	▼	-50.0%	-2
	Abstract	AJ	1	↔	-	-
	Interrogatory	IN	1	▼	-83.3%	-5
	Petition-Restore Arms	PR	1	↔	-	-
	Capias	CA	0	▼	-100.0%	-2
	Counter Claim	CC	0	▼	-100.0%	-1
	Impoundment	IM	0	▼	-100.0%	-4
	Tenants Assertion	TA	0	▼	-100.0%	-1
<b>Total</b>			<b>644</b>	▲	<b>7.2%</b>	<b>+43</b>
<b>Civil Commitments</b>	Mental Commitment	MC	68	▲	+21.4%	+12
	Other	OT	56	▲	+86.7%	+26
	Temporary Detention Order	TD	49	▲	+6.5%	+3
	Emergency Custody Order	EC	38	▲	+31.0%	+9
	Medical Emergency Temporary Detention Order	MT	4	▲	-	+4
	<b>Total</b>			<b>215</b>	▲	<b>33.5%</b>
<b>GRAND TOTAL</b>			<b>4,336</b>	▲	11.4%	+445

**Dispositions by Major Case Category\*\***

Category	Summary	Change	% Change	Absolute Change
Felony	206	▲	-11.2%	-26
Garnishment	154	▼	-4.9%	-8
General Civil	282	▼	+22.6%	+52
Infraction/Civil Violation	2,382	▲	+15.4%	+317
Involuntary Civil Commitments	56	▲	+86.7%	+26
Landlord /Tenant	111	▼	+11.0%	+11
Misdemeanor	805	▲	+5.9%	+45

\* Compared to same time period as previous year  
 7/11/2024 12:28:24PM

\*\* Case Type Categories are defined in the 2017 Virginia Judicial Workload Assessment  
 Source: SCV-SQL-Information

**CPSS - GCMS CASELOAD STATISTICS OF THE GENERAL DISTRICT COURTS**  
 January 2024 thru June 2024 Dispositions (Compared to January 2023 thru June 2023)

Other	310	▲	+12.3%	+34
Protective Orders	30	▼	-16.7%	-6
<b>GRAND TOTAL</b>	<b>4,336</b>	▲	11.4%	+445

\* Compared to same time period as previous year  
 7/11/2024 12:28:24PM

\*\* Case Type Categories are defined in the 2017 Virginia Judicial Workload Assessment  
 Source: SCV-SQL-Information

2024 Overall GRAND TOTAL		Distribution of Caseload			Change*		Percentage (%) of Caseload		
<b>10,043</b>	+1,402 16.2%	<b>Criminal</b>	1,237	12%	4.3% ▲	+51	<b>Criminal</b>	2023 13.7%	2024 12.3%
2024	↑	<b>Traffic</b>	7,135	71%	18.8% ▲	+1,129	<b>Traffic</b>	69.5%	71.0%
2023		<b>Civil</b>	1,283	13%	20.1% ▲	+215	<b>Civil</b>	12.4%	12.8%
		<b>Civil Commitments</b>	388	4%	1.8% ▲	+7	<b>Civil Commitments</b>	4.4%	3.9%
		<b>GRAND TOTAL</b>	<b>10,043</b>	100%	16.2% ▲	+1,402	<b>GRAND TOTAL</b>	100%	100%

**Dispositions by Division & Code**

Division	Case Type Description	Code	Summary	Change	% Change	Absolute Change
<b>Criminal</b>	Misdemeanor	M	617	▲	+5.5%	+32
	Felony	F	359	▲	+15.1%	+47
	Capias	CA	132	▼	-15.9%	-25
	Show Cause	SC	89	▼	-11.0%	-11
	Civil Violation	CV	40	▲	+25.0%	+8
	<b>Total</b>			<b>1,237</b>	<b>▲</b>	<b>4.3%</b>
<b>Traffic</b>	Infraction	I	5,939	▲	+20.4%	+1,008
	Misdemeanor	M	1,090	▲	+11.3%	+111
	Capias	CA	63	▲	+21.2%	+11
	Show Cause	SC	23	▼	-17.9%	-5
	Felony	F	17	▲	+13.3%	+2
	Other	O	2	▲	-	+2
	Civil Violation	CV	1	↔	-	-
	<b>Total</b>			<b>7,135</b>	<b>▲</b>	<b>18.8%</b>
<b>Civil</b>	Warrant in Debt	WD	595	▲	+33.1%	+148
	Garnishment	GA	230	▼	-7.6%	-19
	Unlawful Detainer	UD	225	▲	+48.0%	+73
	Other	OT	73	▼	+7.4%	+5
	Admin License	AL	47	▲	+80.8%	+21
	Preliminary Protective Order	PP	46	▲	+17.9%	+7
	Detinue	DT	18	▲	+50.0%	+6
	Abstract	AJ	12	▼	-29.4%	-5
	Protective Order	PO	11	▼	-31.3%	-5
	Interrogatory	IN	7	▼	-50.0%	-7
	Motion for Judgment	MJ	5	▲	+150.0%	+3
	Show Cause	SC	5	▼	-44.4%	-4
	Impoundment	IM	4	▼	-55.6%	-5
	Petition-Restore Arms	PR	3	▼	-25.0%	-1
	Bond Forfeiture	BF	1	▲	-	+1
	Tenants Assertion	TA	1	▼	-50.0%	-1
	Capias	CA	0	▼	-100.0%	-1
	Overweight	OC	0	▼	-100.0%	-1
<b>Total</b>			<b>1,283</b>	<b>▲</b>	<b>20.1%</b>	<b>+215</b>
<b>Civil Commitments</b>	Mental Commitment	MC	169	▲	+1.8%	+3
	Temporary Detention Order	TD	96	▲	+10.3%	+9
	Emergency Custody Order	EC	87	▲	+4.8%	+4
	Other	OT	16	▼	-48.4%	-15
	Petition	PT	14	▲	+7.7%	+1
	Medical Emergency Temporary Detention Order	MT	4	▲	+300.0%	+3
	Medical Emergency Custody Order	ME	2	▲	-	+2
<b>Total</b>			<b>388</b>	<b>▲</b>	<b>1.8%</b>	<b>+7</b>
<b>GRAND TOTAL</b>			<b>10,043</b>	<b>▲</b>	<b>16.2%</b>	<b>+1,402</b>

**Dispositions by Major Case Category\*\***

Category	Summary	Change	% Change	Absolute Change
Felony	376	▲	+15.0%	+49
Garnishment	237	▼	-9.9%	-26
General Civil	624	▲	+31.9%	+151

\* Compared to same time period as previous year  
 7/11/2024 12:28:24PM

\*\* Case Type Categories are defined in the 2017 Virginia Judicial Workload Assessment  
 Source: SCV-SQL-Information

**CPSS - GCMS CASELOAD STATISTICS OF THE GENERAL DISTRICT COURTS**  
 January 2024 thru June 2024 Dispositions (Compared to January 2023 thru June 2023)

**Augusta**

District: 25 FIPS: 015

Infraction/Civil Violation	5,982	▲	+20.5%	+1,017
Involuntary Civil Commitments	30	▼	-31.8%	-14
Landlord /Tenant	226	▼	+46.8%	+72
Misdemeanor	1,707	▲	+9.1%	+143
Other	804	▲	+1.0%	+8
Protective Orders	57	▼	+3.6%	+2
<b>GRAND TOTAL</b>	<b>10,043</b>	▲	16.2%	+1,402

\* Compared to same time period as previous year  
 7/11/2024 12:28:24PM

\*\* Case Type Categories are defined in the 2017 Virginia Judicial Workload Assessment  
 Source: SCV-SQL-Information

2024 Overall GRAND TOTAL		Distribution of Caseload			Change*		Percentage (%) of Caseload					
2024	1,204	Criminal	66	5%	-43.6%	▼	-51	Criminal	2023	9.8%	2024	5.5%
2023	1,199	Traffic	1,068	89%	3.1%	▲	+32	Traffic	86.4%	88.7%		
	+5 0.4%	Civil	65	5%	85.7%	▲	+30	Civil	2.9%	5.4%		
	▲	Civil Commitments	5	0%	-54.5%	▼	-6	Civil Commitments	0.9%	0.4%		
		<b>GRAND TOTAL</b>	<b>1,204</b>	<b>100%</b>	<b>0.4%</b>	<b>▲</b>	<b>+5</b>	<b>GRAND TOTAL</b>	<b>100%</b>	<b>100%</b>		

Dispositions by Division & Code

Division	Case Type Description	Code	Summary	Change	% Change	Absolute Change	
<b>Criminal</b>	Misdemeanor	M	50	▼	-51.0%	-52	
	Capias	CA	6	▲	+100.0%	+3	
	Felony	F	5	▼	-28.6%	-2	
	Show Cause	SC	3	▼	-40.0%	-2	
	Civil Violation	CV	2	▲	-	+2	
	<b>Total</b>			<b>66</b>	<b>▼</b>	<b>-43.6%</b>	<b>-51</b>
<b>Traffic</b>	Infraction	I	978	▲	+1.2%	+12	
	Misdemeanor	M	88	▲	+27.5%	+19	
	Show Cause	SC	2	▲	-	+2	
	Capias	CA	0	▼	-100.0%	-1	
	<b>Total</b>			<b>1,068</b>	<b>▲</b>	<b>3.1%</b>	<b>+32</b>
<b>Civil</b>	Warrant in Debt	WD	28	▲	+211.1%	+19	
	Garnishment	GA	10	▼	-23.1%	-3	
	Other	OT	6	▲	+100.0%	+3	
	Protective Order	PO	5	▲	-	+5	
	Preliminary Protective Order	PP	4	▲	-	+4	
	Unlawful Detainer	UD	4	▲	+100.0%	+2	
	Admin License	AL	3	▼	-25.0%	-1	
	Interrogatory	IN	2	▲	-	+2	
	Capias	CA	1	▲	-	+1	
	Detinue	DT	1	▲	-	+1	
	Show Cause	SC	1	▲	-	+1	
	Impoundment	IM	0	▼	-100.0%	-3	
	Overweight	OC	0	▼	-100.0%	-1	
	<b>Total</b>			<b>65</b>	<b>▲</b>	<b>85.7%</b>	<b>+30</b>
	<b>Civil Commitments</b>	Emergency Custody Order	EC	3	▼	-40.0%	-2
Temporary Detention Order		TD	2	▼	-66.7%	-4	
<b>Total</b>				<b>5</b>	<b>▼</b>	<b>-54.5%</b>	<b>-6</b>
<b>GRAND TOTAL</b>			<b>1,204</b>	<b>▲</b>	<b>0.4%</b>	<b>+5</b>	

Dispositions by Major Case Category\*\*


Category	Summary	Change	% Change	Absolute Change
Felony	5	▼	-28.6%	-2
Garnishment	12	▲	-7.7%	-1
General Civil	29	▲	+190.0%	+19
Infraction/Civil Violation	980	▲	+1.3%	+13
Landlord /Tenant	4	▲	+100.0%	+2
Misdemeanor	138	▼	-19.3%	-33
Other	27	▲	-6.9%	-2
Protective Orders	9	▲	-	+9
<b>GRAND TOTAL</b>	<b>1,204</b>	<b>▲</b>	<b>0.4%</b>	<b>+5</b>

\* Compared to same time period as previous year  
 7/11/2024 12:28:24PM

\*\* Case Type Categories are defined in the 2017 Virginia Judicial Workload Assessment  
 Source: SCV-SQL-Information

**CPSS - GCMS CASELOAD STATISTICS OF THE GENERAL DISTRICT COURTS**

January 2024 thru June 2024 Dispositions (Compared to January 2023 thru June 2023)

2024 Overall GRAND TOTAL		Distribution of Caseload			Change*		Percentage (%) of Caseload		
<b>6,898</b>	-409 -5.6%	<b>Criminal</b>	509	7%	4.3% ▲	+21	<b>Criminal</b>	2023 6.7%	2024 7.4%
		<b>Traffic</b>	5,700	83%	-9.2% ▼	-577	<b>Traffic</b>	85.9%	82.6%
2024		<b>Civil</b>	647	9%	24.9% ▲	+129	<b>Civil</b>	7.1%	9.4%
2023		<b>Civil Commitments</b>	42	1%	75.0% ▲	+18	<b>Civil Commitments</b>	0.3%	0.6%
		<b>GRAND TOTAL</b>	<b>6,898</b>	100%	-5.6% ▼	-409	<b>GRAND TOTAL</b>	100%	100%

**Dispositions by Division & Code**

Division	Case Type Description	Code	Summary	Change	% Change	Absolute Change
<b>Criminal</b>	Misdemeanor	M	351	▲	+15.8%	+48
	Felony	F	92	▼	-11.5%	-12
	Show Cause	SC	23	↔		-
	Capias	CA	22	▼	-43.6%	-17
	Civil Violation	CV	21	▲	+16.7%	+3
	Restricted Operators License	RL	0	▼	-100.0%	-1
	<b>Total</b>			<b>509</b>	<b>▲</b>	<b>4.3%</b>
<b>Traffic</b>	Infraction	I	4,817	▼	-8.4%	-439
	Misdemeanor	M	848	▼	-13.3%	-130
	Show Cause	SC	21	▼	-8.7%	-2
	Capias	CA	11	▲	+83.3%	+5
	Felony	F	2	▼	-83.3%	-10
	Civil Violation	CV	1	↔		-
	Restricted Operators License	RL	0	▼	-100.0%	-1
<b>Total</b>			<b>5,700</b>	<b>▼</b>	<b>-9.2%</b>	<b>-577</b>
<b>Civil</b>	Warrant in Debt	WD	327	▲	+35.7%	+86
	Garnishment	GA	121	▲	+7.1%	+8
	Unlawful Detainer	UD	63	▲	+57.5%	+23
	Other	OT	35	▲	+84.2%	+16
	Admin License	AL	28	▲	+27.3%	+6
	Overweight	OC	15	▼	-51.6%	-16
	Preliminary Protective Order	PP	14	▲	+75.0%	+6
	Impoundment	IM	12	▲	+33.3%	+3
	Protective Order	PO	10	▼	-9.1%	-1
	Interrogatory	IN	6	▼	-45.5%	-5
	Detinue	DT	3	▲	+50.0%	+1
	Motor Carrier	MC	3	▲	+200.0%	+2
	Show Cause	SC	3	▲	-	+3
	Bond Forfeiture	BF	2	▲	+100.0%	+1
	Counter Claim	CC	2	▲	-	+2
	Abstract	AJ	1	▼	-85.7%	-6
	Petition to Require Blood Test	BT	1	▲	-	+1
	Tenants Assertion	TA	1	▲	-	+1
	Petition-Restore Arms	PR	0	▼	-100.0%	-2
<b>Total</b>			<b>647</b>	<b>▲</b>	<b>24.9%</b>	<b>+129</b>
<b>Civil Commitments</b>	Temporary Detention Order	TD	26	▲	+100.0%	+13
	Emergency Custody Order	EC	16	▲	+45.5%	+5
<b>Total</b>			<b>42</b>	<b>▲</b>	<b>75.0%</b>	<b>+18</b>
<b>GRAND TOTAL</b>			<b>6,898</b>	<b>▼</b>	<b>-5.6%</b>	<b>-409</b>

**Dispositions by Major Case Category\*\***

Category	Summary	Change	% Change	Absolute Change
Felony	94	▼	-19.0%	-22
Garnishment	127	▼	+2.4%	+3
General Civil	337	▲	+34.8%	+87
Infraction/Civil Violation	4,857	▲	-8.5%	-450
Landlord /Tenant	64	▲	+60.0%	+24
Misdemeanor	1,199	▼	-6.5%	-84

\* Compared to same time period as previous year  
7/11/2024 12:28:24PM

\*\* Case Type Categories are defined in the 2017 Virginia Judicial Workload Assessment  
Source: SCV-SQL-Information

**CPSS - GCMS CASELOAD STATISTICS OF THE GENERAL DISTRICT COURTS**

January 2024 thru June 2024 Dispositions (Compared to January 2023 thru June 2023)

**Botetourt**

District: 25 FIPS: 023

Other	196	▲	+16.7%	+28
Protective Orders	24	▲	+26.3%	+5
<b>GRAND TOTAL</b>	<b>6,898</b>	▼	-5.6%	-409

\* Compared to same time period as previous year  
7/11/2024 12:28:24PM

\*\* Case Type Categories are defined in the 2017 Virginia Judicial Workload Assessment  
Source: SCV-SQL-Information



2024 Overall GRAND TOTAL		Distribution of Caseload			Change*		Percentage (%) of Caseload		
<b>799</b>	-207 -20.6%	<b>Criminal</b>	164	21%	3.8% ▲	+6	<b>Criminal</b>	2023 15.7%	2024 20.5%
2024		<b>Traffic</b>	439	55%	-34.7% ▼	-233	<b>Traffic</b>	66.8%	54.9%
2023		<b>Civil</b>	188	24%	16.0% ▲	+26	<b>Civil</b>	16.1%	23.5%
		<b>Civil Commitments</b>	8	1%	-42.9% ▼	-6	<b>Civil Commitments</b>	1.4%	1.0%
		<b>GRAND TOTAL</b>	<b>799</b>	100%	-20.6% ▼	-207	<b>GRAND TOTAL</b>	100%	100%

**Dispositions by Division & Code**

Division	Case Type Description	Code	Summary	Change	% Change	Absolute Change
<b>Criminal</b>	Misdemeanor	M	99	▲	+22.2%	+18
	Felony	F	40	▼	-29.8%	-17
	Capias	CA	13	▲	+8.3%	+1
	Show Cause	SC	9	▲	+28.6%	+2
	Civil Violation	CV	3	▲	+200.0%	+2
	<b>Total</b>			<b>164</b>	▲	<b>3.8%</b>
<b>Traffic</b>	Infraction	I	297	▼	-47.1%	-264
	Misdemeanor	M	107	▲	+16.3%	+15
	Capias	CA	26	▲	+44.4%	+8
	Show Cause	SC	6	▲	-	+6
	Felony	F	2	▲	-	+2
	Civil Violation	CV	1	▲	-	+1
	Other	O	0	▼	-100.0%	-1
	<b>Total</b>			<b>439</b>	▼	<b>-34.7%</b>
<b>Civil</b>	Warrant in Debt	WD	75	▲	+56.3%	+27
	Garnishment	GA	42	▼	-16.0%	-8
	Unlawful Detainer	UD	32	▼	-27.3%	-12
	Other	OT	14	▲	+55.6%	+5
	Admin License	AL	12	▲	+140.0%	+7
	Preliminary Protective Order	PP	5	▲	+25.0%	+1
	Protective Order	PO	4	▲	+300.0%	+3
	Impoundment	IM	2	▲	-	+2
	Bond Forfeiture	BF	1	▲	-	+1
	Interrogatory	IN	1	▲	-	+1
	Tenants Assertion	TA	0	▼	-100.0%	-1
<b>Total</b>			<b>188</b>	▲	<b>16.0%</b>	<b>+26</b>
<b>Civil Commitments</b>	Temporary Detention Order	TD	5	▼	-54.5%	-6
	Emergency Custody Order	EC	3	↔	-	-
<b>Total</b>			<b>8</b>	▼	<b>-42.9%</b>	<b>-6</b>
<b>GRAND TOTAL</b>			<b>799</b>	▼	-20.6%	-207

**Dispositions by Major Case Category\*\***

Category	Summary	Change	% Change	Absolute Change
Felony	42	▲	-26.3%	-15
Garnishment	43	▲	-14.0%	-7
General Civil	75	▲	+56.3%	+27
Infraction/Civil Violation	301	▲	-46.5%	-262
Landlord /Tenant	32	▼	-28.9%	-13
Misdemeanor	206	▲	+19.1%	+33
Other	91	▲	+40.0%	+26
Protective Orders	9	▲	+80.0%	+4
<b>GRAND TOTAL</b>	<b>799</b>	▼	-20.6%	-207

\* Compared to same time period as previous year  
 7/11/2024 12:28:24PM

\*\* Case Type Categories are defined in the 2017 Virginia Judicial Workload Assessment  
 Source: SCV-SQL-Information

2024 Overall GRAND TOTAL		Distribution of Caseload				Change*		Percentage (%) of Caseload		
2024	516	<b>Criminal</b>	101	20%	31.2% ▲	+24	<b>Criminal</b>	2023	2024	
		<b>Traffic</b>	328	64%	22.8% ▲	+61	<b>Traffic</b>	18.9%	19.6%	
2023		<b>Civil</b>	84	16%	33.3% ▲	+21	<b>Civil</b>	65.4%	63.6%	
		<b>Civil Commitments</b>	3	1%	200.0% ▲	+2	<b>Civil Commitments</b>	15.4%	16.3%	
		<b>GRAND TOTAL</b>	<b>516</b>	<b>100%</b>	<b>26.5% ▲</b>	<b>+108</b>	<b>GRAND TOTAL</b>	<b>100%</b>	<b>100%</b>	

**Dispositions by Division & Code**

Division	Case Type Description	Code	Summary	Change	% Change	Absolute Change
<b>Criminal</b>	Misdemeanor	M	71	▲	+39.2%	+20
	Felony	F	22	▲	+57.1%	+8
	Show Cause	SC	8	▲	+100.0%	+4
	Capias	CA	0	▼	-100.0%	-8
	<b>Total</b>		<b>101</b>	<b>▲</b>	<b>31.2%</b>	<b>+24</b>
<b>Traffic</b>	Infraction	I	285	▲	+32.6%	+70
	Misdemeanor	M	39	▼	-4.9%	-2
	Capias	CA	3	▼	-57.1%	-4
	Show Cause	SC	1	▼	-50.0%	-1
	Restricted Operators License	RL	0	▼	-100.0%	-2
	<b>Total</b>		<b>328</b>	<b>▲</b>	<b>22.8%</b>	<b>+61</b>
<b>Civil</b>	Warrant in Debt	WD	31	▲	+3.3%	+1
	Unlawful Detainer	UD	17	▲	+21.4%	+3
	Garnishment	GA	12	▲	+50.0%	+4
	Other	OT	6	▲	-	-
	Tenants Assertion	TA	5	▲	-	+5
	Admin License	AL	4	↔	-	-
	Interrogatory	IN	3	▲	-	+3
	Impoundment	IM	2	▲	-	+2
	Protective Order	PO	2	▲	-	+2
	Detinue	DT	1	▲	-	+1
	Preliminary Protective Order	PP	1	▲	-	+1
	Petition-Restore Arms	PR	0	▼	-100.0%	-1
	<b>Total</b>		<b>84</b>	<b>▲</b>	<b>33.3%</b>	<b>+21</b>
<b>Civil Commitments</b>	Emergency Custody Order	EC	2	▲	-	+2
	Temporary Detention Order	TD	1	↔	-	-
	<b>Total</b>		<b>3</b>	<b>▲</b>	<b>200.0%</b>	<b>+2</b>
<b>GRAND TOTAL</b>			<b>516</b>	<b>▲</b>	<b>26.5%</b>	<b>+108</b>

**Dispositions by Major Case Category\*\***

Category	Summary	Change	% Change	Absolute Change	
Felony	22	▲	+57.1%	+8	
Garnishment	15	▲	+87.5%	+7	
General Civil	33	▲	+6.5%	+2	
Infraction/Civil Violation	285	▲	+32.6%	+70	
Landlord /Tenant	22	▲	+57.1%	+8	
Misdemeanor	110	▼	+17.0%	+16	
Other	26	▲	-18.8%	-6	
Protective Orders	3	▲	-	+3	
<b>GRAND TOTAL</b>		<b>516</b>	<b>▲</b>	<b>26.5%</b>	<b>+108</b>

\* Compared to same time period as previous year  
 7/11/2024 12:28:24PM

\*\* Case Type Categories are defined in the 2017 Virginia Judicial Workload Assessment  
 Source: SCV-SQL-Information

2024 Overall GRAND TOTAL		Distribution of Caseload			Change*		Percentage (%) of Caseload			
2024	479	Criminal	42	9%	90.9%	▲	+20	2023	5.3%	8.8%
			Traffic	399	83%	11.1%	▲		+40	87.1%
2023	↑ 16.3%	Civil	37	8%	23.3%	▲	+7	Civil	7.3%	7.7%
		Civil Commitments	1	0%	0.0%		0	Civil Commitments	0.2%	0.2%
		<b>GRAND TOTAL</b>	<b>479</b>	100%	16.3%	▲	+67	<b>GRAND TOTAL</b>	100%	100%

**Dispositions by Division & Code**

Division	Case Type Description	Code	Summary	Change	% Change	Absolute Change
<b>Criminal</b>	Misdemeanor	M	35	▲	+94.4%	+17
	Felony	F	3	▲	+200.0%	+2
	Capias	CA	2	▲	+100.0%	+1
	Civil Violation	CV	1	▼	-50.0%	-1
	Show Cause	SC	1	▲	-	+1
	<b>Total</b>			<b>42</b>	▲	<b>90.9%</b>
<b>Traffic</b>	Infraction	I	369	▲	+13.9%	+45
	Misdemeanor	M	29	▼	-14.7%	-5
	Capias	CA	1	▲	-	+1
	Felony	F	0	▼	-100.0%	-1
	<b>Total</b>			<b>399</b>	▲	<b>11.1%</b>
<b>Civil</b>	Warrant in Debt	WD	27	▲	+68.8%	+11
	Unlawful Detainer	UD	4	▲	+100.0%	+2
	Garnishment	GA	2	▼	-75.0%	-6
	Abstract	AJ	1	▲	-	+1
	Admin License	AL	1	▲	-	+1
	Counter Claim	CC	1	▲	-	+1
	Protective Order	PO	1	↔	-	-
	Other	OT	0	▼	-100.0%	-1
	Preliminary Protective Order	PP	0	▼	-100.0%	-2
	<b>Total</b>			<b>37</b>	▲	<b>23.3%</b>
<b>Civil Commitments</b>	Temporary Detention Order	TD	1	↔	-	-
<b>Total</b>			<b>1</b>		<b>0.0%</b>	<b>0</b>
<b>GRAND TOTAL</b>			<b>479</b>	▲	16.3%	+67

**Dispositions by Major Case Category\*\***

Category	Summary	Change	% Change	Absolute Change
Felony	3	▲	+50.0%	+1
Garnishment	2	▼	-75.0%	-6
General Civil	27	▲	+68.8%	+11
Infraction/Civil Violation	370	▼	+13.5%	+44
Landlord /Tenant	4	▲	+100.0%	+2
Misdemeanor	64	▲	+23.1%	+12
Other	8	▲	+166.7%	+5
Protective Orders	1	▼	-66.7%	-2
<b>GRAND TOTAL</b>	<b>479</b>	▲	16.3%	+67

\* Compared to same time period as previous year  
 7/11/2024 12:28:24PM

\*\* Case Type Categories are defined in the 2017 Virginia Judicial Workload Assessment  
 Source: SCV-SQL-Information

2024 Overall GRAND TOTAL		Distribution of Caseload			Change*		Percentage (%) of Caseload			
<b>4,957</b>	-557 -10.1%	<b>Criminal</b>	665	13%	-0.4%	▼	-3	<b>Criminal</b>	2023: 12.1%	2024: 13.4%
2024		<b>Traffic</b>	3,622	73%	-12.7%	▼	-529	<b>Traffic</b>	75.3%	73.1%
2023		<b>Civil</b>	616	12%	-4.3%	▼	-28	<b>Civil</b>	11.7%	12.4%
		<b>Civil Commitments</b>	54	1%	5.9%	▲	+3	<b>Civil Commitments</b>	0.9%	1.1%
		<b>GRAND TOTAL</b>	<b>4,957</b>	100%	-10.1%	▼	-557	<b>GRAND TOTAL</b>	100%	100%

**Dispositions by Division & Code**

Division	Case Type Description	Code	Summary	Change	% Change	Absolute Change
<b>Criminal</b>	Misdemeanor	M	388	▲	+1.0%	+4
	Felony	F	183	▲	+4.6%	+8
	Capias	CA	55	▼	-25.7%	-19
	Show Cause	SC	22	▼	-12.0%	-3
	Civil Violation	CV	17	▲	+70.0%	+7
	<b>Total</b>			<b>665</b>	▼	<b>-0.4%</b>
<b>Traffic</b>	Infraction	I	2,677	▼	-2.9%	-80
	Misdemeanor	M	896	▼	-31.6%	-413
	Capias	CA	28	▼	-46.2%	-24
	Felony	F	12	▼	-29.4%	-5
	Show Cause	SC	9	▼	-40.0%	-6
	Other	O	0	▼	-100.0%	-1
	<b>Total</b>			<b>3,622</b>	▼	<b>-12.7%</b>
<b>Civil</b>	Warrant in Debt	WD	229	▼	-5.0%	-12
	Garnishment	GA	158	▼	-4.8%	-8
	Unlawful Detainer	UD	62	▼	-23.5%	-19
	Other	OT	53	▲	+103.8%	+27
	Detinue	DT	37	▼	-47.9%	-34
	Preliminary Protective Order	PP	22	▲	+57.1%	+8
	Admin License	AL	13	▼	-7.1%	-1
	Protective Order	PO	12	▼	-7.7%	-1
	Show Cause	SC	6	▲	+20.0%	+1
	Impoundment	IM	5	▲	-	+5
	Abstract	AJ	3	▲	+200.0%	+2
	Interrogatory	IN	3	↔	-	-
	Overweight	OC	3	▲	-	+3
	Petition-Restore Arms	PR	3	▲	-	+3
	Counter Claim	CC	2	▲	-	+2
	Tenants Assertion	TA	2	▲	-	+2
	Bond Forfeiture	BF	1	▼	-75.0%	-3
	Motion for Judgment	MJ	1	↔	-	-
	Zoning Violation	ZO	1	▼	-66.7%	-2
	Capias	CA	0	▼	-100.0%	-1
<b>Total</b>			<b>616</b>	▼	<b>-4.3%</b>	<b>-28</b>
<b>Civil Commitments</b>	Temporary Detention Order	TD	39	▲	+14.7%	+5
	Emergency Custody Order	EC	15	▼	-11.8%	-2
	<b>Total</b>		<b>54</b>	▲	<b>5.9%</b>	<b>+3</b>
<b>GRAND TOTAL</b>			<b>4,957</b>	▼	<b>-10.1%</b>	<b>-557</b>

**Dispositions by Major Case Category\*\***

Category	Summary	Change	% Change	Absolute Change
Felony	195	▼	+1.6%	+3
Garnishment	161	▼	-4.7%	-8
General Civil	271	▲	-13.7%	-43
Infraction/Civil Violation	2,697	▲	-2.6%	-71
Landlord /Tenant	64	▲	-21.0%	-17
Misdemeanor	1,285	▼	-24.2%	-411
Other	250	▲	-6.4%	-17

\* Compared to same time period as previous year  
 7/11/2024 12:28:24PM

\*\* Case Type Categories are defined in the 2017 Virginia Judicial Workload Assessment  
 Source: SCV-SQL-Information

**CPSS - GCMS CASELOAD STATISTICS OF THE GENERAL DISTRICT COURTS**  
January 2024 thru June 2024 Dispositions (Compared to January 2023 thru June 2023)

---

Protective Orders	34	▲	+25.9%	+7
<b>GRAND TOTAL</b>	<b>4,957</b>	▼	-10.1%	-557

---

\* Compared to same time period as previous year  
7/11/2024 12:28:24PM

\*\* Case Type Categories are defined in the 2017 Virginia Judicial Workload Assessment  
Source: SCV-SQL-Information

2024 Overall GRAND TOTAL		Distribution of Caseload			Change*		Percentage (%) of Caseload		
<b>4,677</b>	+110 2.4%	<b>Criminal</b>	716	15%	-17.4% ▼	-151	<b>Criminal</b>	2023 19.0%	2024 15.3%
2024	↑	<b>Traffic</b>	2,235	48%	1.0% ▲	+22	<b>Traffic</b>	48.5%	47.8%
2023		<b>Civil</b>	898	19%	22.7% ▲	+166	<b>Civil</b>	16.0%	19.2%
		<b>Civil Commitments</b>	828	18%	9.7% ▲	+73	<b>Civil Commitments</b>	16.5%	17.7%
		<b>GRAND TOTAL</b>	<b>4,677</b>	100%	2.4% ▲	+110	<b>GRAND TOTAL</b>	100%	100%

**Dispositions by Division & Code**

Division	Case Type Description	Code	Summary	Change	% Change	Absolute Change
<b>Criminal</b>	Misdemeanor	M	340	▼	-6.1%	-22
	Felony	F	204	▼	-35.2%	-111
	Capias	CA	90	▼	-26.8%	-33
	Show Cause	SC	44	▲	+4.8%	+2
	Civil Violation	CV	35	▲	+94.4%	+17
	Restricted Operators License	RL	2	▲	+100.0%	+1
	Motion	MO	1	▼	-83.3%	-5
	<b>Total</b>			<b>716</b>	▼	<b>-17.4%</b>
<b>Traffic</b>	Infraction	I	1,786	▲	+2.8%	+49
	Misdemeanor	M	330	▼	-1.8%	-6
	Capias	CA	87	↔	-	-
	Other	O	15	▼	-55.9%	-19
	Show Cause	SC	12	▲	+100.0%	+6
	Felony	F	2	▼	-77.8%	-7
	Restricted Operators License	RL	2	▲	+100.0%	+1
	Motion	MO	1	▲	-	+1
	Civil Violation	CV	0	▼	-100.0%	-3
<b>Total</b>			<b>2,235</b>	▲	<b>1.0%</b>	<b>+22</b>
<b>Civil</b>	Warrant in Debt	WD	331	▲	+51.8%	+113
	Garnishment	GA	229	▼	-1.7%	-4
	Unlawful Detainer	UD	154	▲	+19.4%	+25
	Other	OT	35	▲	+34.6%	+9
	Preliminary Protective Order	PP	34	▲	+240.0%	+24
	Detinue	DT	27	▲	+42.1%	+8
	Protective Order	PO	23	▲	+76.9%	+10
	Interrogatory	IN	15	▼	-31.8%	-7
	Admin License	AL	13	▼	-27.8%	-5
	Show Cause	SC	12	↔	-	-
	Abstract	AJ	8	▼	-57.9%	-11
	Impoundment	IM	7	▲	+250.0%	+5
	Bond Forfeiture	BF	4	▲	+300.0%	+3
	Motion for Judgment	MJ	2	▼	-33.3%	-1
	Capias	CA	1	▼	-75.0%	-3
	Counter Claim	CC	1	▲	-	+1
	Petition-Restore Arms	PR	1	▼	-50.0%	-1
	Tenants Assertion	TA	1	▲	-	+1
	Cross Claim	CR	0	▼	-100.0%	-1
<b>Total</b>			<b>898</b>	▲	<b>22.7%</b>	<b>+166</b>
<b>Civil Commitments</b>	Mental Commitment	MC	509	▲	+7.8%	+37
	Other	OT	187	▲	+24.7%	+37
	Temporary Detention Order	TD	71	▼	-12.3%	-10
	Emergency Custody Order	EC	37	▲	+5.7%	+2
	Petition	PT	24	▲	+41.2%	+7
<b>Total</b>			<b>828</b>	▲	<b>9.7%</b>	<b>+73</b>
<b>GRAND TOTAL</b>			<b>4,677</b>	▲	2.4%	+110

\* Compared to same time period as previous year  
 7/11/2024 12:28:24PM

\*\* Case Type Categories are defined in the 2017 Virginia Judicial Workload Assessment  
 Source: SCV-SQL-Information

**Dispositions by Major Case Category\*\***

Category	Summary	Change	% Change	Absolute Change
Felony	206	▼	-36.4%	-118
Garnishment	244	▼	-4.3%	-11
General Civil	363	▲	+50.0%	+121
Infraction/Civil Violation	1,836	▼	+2.5%	+44
Involuntary Civil Commitments	211	▲	+26.3%	+44
Landlord /Tenant	155	▲	+20.2%	+26
Misdemeanor	674	▲	-3.7%	-26
Other	931	▲	-0.4%	-4
Protective Orders	57	▲	+147.8%	+34
<b>GRAND TOTAL</b>	<b>4,677</b>	▲	2.4%	+110

\* Compared to same time period as previous year  
 7/11/2024 12:28:24PM

\*\* Case Type Categories are defined in the 2017 Virginia Judicial Workload Assessment  
 Source: SCV-SQL-Information

2024 Overall GRAND TOTAL		Distribution of Caseload			Change*		Percentage (%) of Caseload		
<b>3,048</b>	+260 9.3%	<b>Criminal</b>	483	16%	-7.1% ▼	-37	<b>Criminal</b>	2023 18.7%	2024 15.8%
2024	↑	<b>Traffic</b>	795	26%	42.7% ▲	+238	<b>Traffic</b>	20.0%	26.1%
2023		<b>Civil</b>	1,675	55%	2.0% ▲	+33	<b>Civil</b>	58.9%	55.0%
		<b>Civil Commitments</b>	95	3%	37.7% ▲	+26	<b>Civil Commitments</b>	2.5%	3.1%
		<b>GRAND TOTAL</b>	<b>3,048</b>	100%	9.3% ▲	+260	<b>GRAND TOTAL</b>	100%	100%

Dispositions by Division & Code

Division	Case Type Description	Code	Summary	Change	% Change	Absolute Change
<b>Criminal</b>	Misdemeanor	M	239	▲	+6.7%	+15
	Felony	F	157	▼	-5.4%	-9
	Capias	CA	57	▼	-45.2%	-47
	Show Cause	SC	25	▲	+25.0%	+5
	Civil Violation	CV	5	▼	-16.7%	-1
	<b>Total</b>			<b>483</b>	▼	<b>-7.1%</b>
<b>Traffic</b>	Infraction	I	509	▲	+52.4%	+175
	Misdemeanor	M	197	▲	+18.0%	+30
	Capias	CA	63	▲	+200.0%	+42
	Show Cause	SC	12	▼	-42.9%	-9
	Civil Violation	CV	7	▲	+133.3%	+4
	Felony	F	5	↔	-	-
	Restricted Operators License	RL	2	▼	-66.7%	-4
	<b>Total</b>			<b>795</b>	▲	<b>42.7%</b>
<b>Civil</b>	Warrant in Debt	WD	965	▲	+2.4%	+23
	Garnishment	GA	292	▲	+15.4%	+39
	Unlawful Detainer	UD	200	▲	+9.9%	+18
	Detinue	DT	80	▼	-33.9%	-41
	Other	OT	39	▼	-23.5%	-12
	Preliminary Protective Order	PP	24	▼	-22.6%	-7
	Show Cause	SC	20	▲	+42.9%	+6
	Admin License	AL	13	▲	+62.5%	+5
	Abstract	AJ	12	▲	+71.4%	+5
	Interrogatory	IN	12	▼	-14.3%	-2
	Detinue Seizure	DZ	5	▲	-	+5
	Protective Order	PO	5	▼	-28.6%	-2
	Motion for Judgment	MJ	4	▼	-33.3%	-2
	Capias	CA	2	↔	-	-
	Counter Claim	CC	1	▲	-	+1
	Impoundment	IM	1	▼	-66.7%	-2
	Tenants Assertion	TA	0	▼	-100.0%	-1
<b>Total</b>			<b>1,675</b>	▲	<b>2.0%</b>	<b>+33</b>
<b>Civil Commitments</b>	Temporary Detention Order	TD	67	▲	+28.8%	+15
	Emergency Custody Order	EC	28	▲	+64.7%	+11
	<b>Total</b>			<b>95</b>	▲	<b>37.7%</b>
<b>GRAND TOTAL</b>			<b>3,048</b>	▲	9.3%	+260

Dispositions by Major Case Category\*\*

Category	Summary	Change	% Change	Absolute Change
Felony	162	▼	-5.3%	-9
Garnishment	304	▲	+13.9%	+37
General Civil	1,054	▲	-1.5%	-16
Infraction/Civil Violation	521	▲	+51.9%	+178
Landlord /Tenant	200	▼	+9.3%	+17
Misdemeanor	438	▼	+10.3%	+41
Other	340	▲	+6.6%	+21
Protective Orders	29	▼	-23.7%	-9

\* Compared to same time period as previous year  
 7/11/2024 12:28:24PM

\*\* Case Type Categories are defined in the 2017 Virginia Judicial Workload Assessment  
 Source: SCV-SQL-Information



**CPSS - GCMS CASELOAD STATISTICS OF THE GENERAL DISTRICT COURTS**  
January 2024 thru June 2024 Dispositions (Compared to January 2023 thru June 2023)

---

<i><b>GRAND TOTAL</b></i>	<b>3,048</b>	▲	9.3%	+260
---------------------------	--------------	---	------	------

---

\* Compared to same time period as previous year  
7/11/2024 12:28:24PM

\*\* Case Type Categories are defined in the 2017 Virginia Judicial Workload Assessment  
Source: SCV-SQL-Information

2024 Overall GRAND TOTAL		Distribution of Caseload			Change*		Percentage (%) of Caseload			
<b>1,911</b>	-220 -10.3%	<b>Criminal</b>	144	8%	-22.6%	▼	-42	<b>Criminal</b>	8.7%	7.5%
2024		<b>Traffic</b>	1,554	81%	-12.2%	▼	-215	<b>Traffic</b>	83.0%	81.3%
2023		<b>Civil</b>	206	11%	21.2%	▲	+36	<b>Civil</b>	8.0%	10.8%
		<b>Civil Commitments</b>	7	0%	16.7%	▲	+1	<b>Civil Commitments</b>	0.3%	0.4%
		<b>GRAND TOTAL</b>	<b>1,911</b>	100%	-10.3%	▼	-220	<b>GRAND TOTAL</b>	100%	100%

**Dispositions by Division & Code**

Division	Case Type Description	Code	Summary	Change	% Change	Absolute Change
<b>Criminal</b>	Misdemeanor	M	91	▼	-33.6%	-46
	Felony	F	19	↔		-
	Show Cause	SC	12	▼	-25.0%	-4
	Capias	CA	10	▲	+233.3%	+7
	Civil Violation	CV	7	↔		-
	Motion	MO	5	▲	+66.7%	+2
	Restricted Operators License	RL	0	▼	-100.0%	-1
	<b>Total</b>			<b>144</b>	▼	<b>-22.6%</b>
<b>Traffic</b>	Infraction	I	1,307	▼	-12.8%	-192
	Misdemeanor	M	235	▼	-10.6%	-28
	Capias	CA	4	▲	+33.3%	+1
	Felony	F	4	▲	+300.0%	+3
	Show Cause	SC	3	↔		-
	Motion	MO	1	▲	-	+1
	<b>Total</b>			<b>1,554</b>	▼	<b>-12.2%</b>
<b>Civil</b>	Warrant in Debt	WD	95	▲	+15.9%	+13
	Garnishment	GA	42	▲	+20.0%	+7
	Admin License	AL	34	▲	+112.5%	+18
	Unlawful Detainer	UD	14	▼	-30.0%	-6
	Other	OT	8	▲	+14.3%	+1
	Preliminary Protective Order	PP	5	▲	+150.0%	+3
	Impoundment	IM	3	↔		-
	Protective Order	PO	2	▲	-	+2
	Abstract	AJ	1	▲	-	+1
	Motion for Judgment	MJ	1	▲	-	+1
	Show Cause	SC	1	↔		-
	Bond Forfeiture	BF	0	▼	-100.0%	-1
	Detinue	DT	0	▼	-100.0%	-2
	Interrogatory	IN	0	▼	-100.0%	-1
<b>Total</b>			<b>206</b>	▲	<b>21.2%</b>	<b>+36</b>
<b>Civil Commitments</b>	Temporary Detention Order	TD	5	↔		-
	Emergency Custody Order	EC	2	▲	+100.0%	+1
	<b>Total</b>		<b>7</b>	▲	<b>16.7%</b>	<b>+1</b>
<b>GRAND TOTAL</b>			<b>1,911</b>	▼	-10.3%	-220

**Dispositions by Major Case Category\*\***

Category	Summary	Change	% Change	Absolute Change
Felony	23	▲	+15.0%	+3
Garnishment	42	▼	+16.7%	+6
General Civil	99	▲	+15.1%	+13
Infraction/Civil Violation	1,314	▼	-12.7%	-192
Landlord /Tenant	14	▼	-30.0%	-6
Misdemeanor	326	▼	-18.7%	-75
Other	86	▲	+43.3%	+26
Protective Orders	7	▲	+250.0%	+5
<b>GRAND TOTAL</b>	<b>1,911</b>	▼	-10.3%	-220

\* Compared to same time period as previous year  
 7/11/2024 12:28:24PM

\*\* Case Type Categories are defined in the 2017 Virginia Judicial Workload Assessment  
 Source: SCV-SQL-Information



2024 Overall GRAND TOTAL		Distribution of Caseload			Change*		Percentage (%) of Caseload			
<b>8,714</b>	+209 2.5%	<b>Criminal</b>	1,517	17%	-14.1%	▼	-250	<b>Criminal</b>	20.8%	17.4%
2024		<b>Traffic</b>	5,312	61%	5.8%	▲	+289	<b>Traffic</b>	59.1%	61.0%
2023		<b>Civil</b>	1,832	21%	10.5%	▲	+174	<b>Civil</b>	19.5%	21.0%
		<b>Civil Commitments</b>	53	1%	-7.0%	▼	-4	<b>Civil Commitments</b>	0.7%	0.6%
		<b>GRAND TOTAL</b>	<b>8,714</b>	100%	2.5%	▲	+209	<b>GRAND TOTAL</b>	100%	100%

**Dispositions by Division & Code**

Division	Case Type Description	Code	Summary	Change	% Change	Absolute Change
<b>Criminal</b>	Misdemeanor	M	846	▲	+13.4%	+100
	Felony	F	292	▼	-54.0%	-343
	Capias	CA	175	▲	+12.9%	+20
	Show Cause	SC	158	▼	-11.7%	-21
	Civil Violation	CV	46	▼	-11.5%	-6
	<b>Total</b>			<b>1,517</b>	▼	<b>-14.1%</b>
<b>Traffic</b>	Infraction	I	4,060	▲	+5.3%	+204
	Misdemeanor	M	1,133	▲	+8.0%	+84
	Capias	CA	58	▼	-10.8%	-7
	Show Cause	SC	33	▲	+3.1%	+1
	Felony	F	26	▲	+44.4%	+8
	Civil Violation	CV	1	▼	-50.0%	-1
	Other	O	1	↔		-
	<b>Total</b>			<b>5,312</b>	▲	<b>5.8%</b>
<b>Civil</b>	Warrant in Debt	WD	845	▲	+25.7%	+173
	Garnishment	GA	542	▲	+18.6%	+85
	Unlawful Detainer	UD	129	↔		-
	Admin License	AL	79	▼	-19.4%	-19
	Other	OT	48	▼	+29.7%	+11
	Overweight	OC	32	▼	-33.3%	-16
	Motor Carrier	MC	30	▼	-42.3%	-22
	Preliminary Protective Order	PP	30	▲	+15.4%	+4
	Protective Order	PO	30	▲	+42.9%	+9
	Show Cause	SC	19	▼	-32.1%	-9
	Bond Forfeiture	BF	14	▲	+7.7%	+1
	Interrogatory	IN	10	▲	+100.0%	+5
	Abstract	AJ	9	▼	-65.4%	-17
	Impoundment	IM	9	▼	-75.0%	-27
	Detinue	DT	3	▼	-25.0%	-1
	Petition-Restore Arms	PR	3	▲	+200.0%	+2
	Capias	CA	0	▼	-100.0%	-1
	Motion for Judgment	MJ	0	▼	-100.0%	-2
	Restricted Operators License	RL	0	▼	-100.0%	-1
	Tenants Assertion	TA	0	▼	-100.0%	-1
<b>Total</b>			<b>1,832</b>	▲	<b>10.5%</b>	<b>+174</b>
<b>Civil Commitments</b>	Temporary Detention Order	TD	39	▲	+2.6%	+1
	Emergency Custody Order	EC	14	▼	-26.3%	-5
	<b>Total</b>		<b>53</b>	▼	<b>-7.0%</b>	<b>-4</b>
<b>GRAND TOTAL</b>			<b>8,714</b>	▲	2.5%	+209

**Dispositions by Major Case Category\*\***

Category	Summary	Change	% Change	Absolute Change
Felony	318	▼	-51.3%	-335
Garnishment	552	▲	+19.5%	+90
General Civil	854	▲	+23.9%	+165
Infraction/Civil Violation	4,170	▼	+4.0%	+159
Landlord /Tenant	129	▼	-0.8%	-1
Misdemeanor	1,979	▼	+10.2%	+183

\* Compared to same time period as previous year  
 7/11/2024 12:28:24PM

\*\* Case Type Categories are defined in the 2017 Virginia Judicial Workload Assessment  
 Source: SCV-SQL-Information

**CPSS - GCMS CASELOAD STATISTICS OF THE GENERAL DISTRICT COURTS**

January 2024 thru June 2024 Dispositions (Compared to January 2023 thru June 2023)

**Frederick**

District: 26 FIPS: 069

Other	652	▼	-9.1%	-65
Protective Orders	60	▲	+27.7%	+13
<b>GRAND TOTAL</b>	<b>8,714</b>	▲	2.5%	+209

\* Compared to same time period as previous year  
7/11/2024 12:28:24PM

\*\* Case Type Categories are defined in the 2017 Virginia Judicial Workload Assessment  
Source: SCV-SQL-Information

2024 Overall GRAND TOTAL		Distribution of Caseload			Change*		Percentage (%) of Caseload		
<b>3,419</b>	+219 6.8%	<b>Criminal</b>	458	13%	-37.6% ▼	-276	<b>Criminal</b>	2023 22.9%	2024 13.4%
2024	↑	<b>Traffic</b>	2,328	68%	27.0% ▲	+495	<b>Traffic</b>	57.3%	68.1%
2023		<b>Civil</b>	597	17%	-1.6% ▼	-10	<b>Civil</b>	19.0%	17.5%
		<b>Civil Commitments</b>	36	1%	38.5% ▲	+10	<b>Civil Commitments</b>	0.8%	1.1%
		<b>GRAND TOTAL</b>	<b>3,419</b>	100%	6.8% ▲	+219	<b>GRAND TOTAL</b>	100%	100%

**Dispositions by Division & Code**

Division	Case Type Description	Code	Summary	Change	% Change	Absolute Change
<b>Criminal</b>	Misdemeanor	M	222	▼	-47.3%	-199
	Felony	F	162	▼	-28.6%	-65
	Show Cause	SC	34	▲	+3.0%	+1
	Capias	CA	23	▼	-39.5%	-15
	Civil Violation	CV	16	▲	+23.1%	+3
	Motion	MO	1	▲	-	+1
	Restricted Operators License	RL	0	▼	-100.0%	-2
	<b>Total</b>			<b>458</b>	▼	<b>-37.6%</b>
<b>Traffic</b>	Infraction	I	1,900	▲	+42.9%	+570
	Misdemeanor	M	399	▼	-16.0%	-76
	Show Cause	SC	15	▲	+15.4%	+2
	Capias	CA	9	↔	-	-
	Felony	F	5	▲	+25.0%	+1
	Restricted Operators License	RL	0	▼	-100.0%	-2
	<b>Total</b>			<b>2,328</b>	▲	<b>27.0%</b>
<b>Civil</b>	Garnishment	GA	215	▲	+20.8%	+37
	Warrant in Debt	WD	213	▼	-17.1%	-44
	Unlawful Detainer	UD	44	▼	-20.0%	-11
	Other	OT	25	▼	-28.6%	-10
	Interrogatory	IN	20	▲	+100.0%	+10
	Preliminary Protective Order	PP	18	▲	+38.5%	+5
	Detinue	DT	17	▲	+13.3%	+2
	Protective Order	PO	11	▲	+22.2%	+2
	Admin License	AL	10	▼	-37.5%	-6
	Show Cause	SC	9	▼	-18.2%	-2
	Abstract	AJ	7	▲	+133.3%	+4
	Impoundment	IM	6	▲	+500.0%	+5
	Counter Claim	CC	2	↔	-	-
	Restricted Operators License	RL	0	▼	-100.0%	-1
Tenants Assertion	TA	0	▼	-100.0%	-1	
<b>Total</b>			<b>597</b>	▼	<b>-1.6%</b>	<b>-10</b>
<b>Civil Commitments</b>	Temporary Detention Order	TD	27	▲	+80.0%	+12
	Emergency Custody Order	EC	9	▼	-18.2%	-2
	<b>Total</b>			<b>36</b>	▲	<b>38.5%</b>
<b>GRAND TOTAL</b>			<b>3,419</b>	▲	6.8%	+219

**Dispositions by Major Case Category\*\***

Category	Summary	Change	% Change	Absolute Change
Felony	167	▼	-27.7%	-64
Garnishment	235	▲	+25.0%	+47
General Civil	231	▼	-15.4%	-42
Infraction/Civil Violation	1,916	▲	+42.7%	+573
Landlord /Tenant	44	▼	-21.4%	-12
Misdemeanor	621	▼	-31.1%	-280
Other	176	▲	-5.4%	-10
Protective Orders	29	▲	+31.8%	+7
<b>GRAND TOTAL</b>	<b>3,419</b>	▲	6.8%	+219

\* Compared to same time period as previous year  
 7/11/2024 12:28:24PM

\*\* Case Type Categories are defined in the 2017 Virginia Judicial Workload Assessment  
 Source: SCV-SQL-Information



2024 Overall GRAND TOTAL		Distribution of Caseload			Change*		Percentage (%) of Caseload			
<b>17,227</b>	-1,013 -5.6%	<b>Criminal</b>	2,925	17%	-6.6%	▼	-206	<b>Criminal</b>	2023 17.2%	2024 17.0%
		<b>Traffic</b>	10,152	59%	-6.0%	▼	-643	<b>Traffic</b>	59.2%	58.9%
		<b>Civil</b>	3,820	22%	-4.0%	▼	-159	<b>Civil</b>	21.8%	22.2%
		<b>Civil Commitments</b>	330	2%	-1.5%	▼	-5	<b>Civil Commitments</b>	1.8%	1.9%
		<b>GRAND TOTAL</b>	<b>17,227</b>	100%	-5.6%	▼	-1,013	<b>GRAND TOTAL</b>	100%	100%

**Dispositions by Division & Code**

Division	Case Type Description	Code	Summary	Change	% Change	Absolute Change
<b>Criminal</b>	Misdemeanor	M	1,620	▼	-0.2%	-4
	Felony	F	810	▼	-14.7%	-140
	Capias	CA	228	▼	-23.5%	-70
	Show Cause	SC	193	▲	+6.0%	+11
	Civil Violation	CV	74	▼	-2.6%	-2
	Restricted Operators License	RL	0	▼	-100.0%	-1
	<b>Total</b>			<b>2,925</b>	▼	<b>-6.6%</b>
<b>Traffic</b>	Infraction	I	7,456	▼	-10.3%	-856
	Misdemeanor	M	2,476	▲	+3.2%	+77
	Civil Violation	CV	124	▲	+6,100.0%	+122
	Capias	CA	35	▲	+29.6%	+8
	Felony	F	31	▲	+19.2%	+5
	Show Cause	SC	26	▲	+8.3%	+2
	Restricted Operators License	RL	4	↔		-
	Other	O	0	▼	-100.0%	-1
<b>Total</b>			<b>10,152</b>	▼	<b>-6.0%</b>	<b>-643</b>
<b>Civil</b>	Warrant in Debt	WD	1,669	▲	+8.0%	+123
	Garnishment	GA	680	▼	-13.2%	-103
	Unlawful Detainer	UD	575	▼	-12.9%	-85
	Admin License	AL	151	▲	+30.2%	+35
	Impoundment	IM	139	▲	+87.8%	+65
	Other	OT	128	▲	+0.8%	+1
	Detinue	DT	94	▼	-26.0%	-33
	Preliminary Protective Order	PP	88	▼	-12.9%	-13
	Bond Forfeiture	BF	71	▲	+10.9%	+7
	Protective Order	PO	70	▼	-29.3%	-29
	Interrogatory	IN	57	▼	-40.0%	-38
	Show Cause	SC	41	▼	-52.9%	-46
	Abstract	AJ	28	▼	-62.2%	-46
	Motion for Judgment	MJ	20	▲	+100.0%	+10
	Capias	CA	3	▲	+50.0%	+1
	Petition-Restore Arms	PR	2	▼	-33.3%	-1
	Tenants Assertion	TA	2	↔		-
	Cross Claim	CR	1	▲	-	+1
	Overweight	OC	1	↔		-
	Counter Claim	CC	0	▼	-100.0%	-7
Restricted Operators License	RL	0	▼	-100.0%	-1	
<b>Total</b>			<b>3,820</b>	▼	<b>-4.0%</b>	<b>-159</b>
<b>Civil Commitments</b>	Temporary Detention Order	TD	135	▼	-2.2%	-3
	Mental Commitment	MC	83	▲	+6.4%	+5
	Emergency Custody Order	EC	70	▼	-9.1%	-7
	Petition	PT	26	▼	-16.1%	-5
	Other	OT	13	▲	+18.2%	+2
	Medical Emergency Temporary Detention Order	MT	3	▲	-	+3
<b>Total</b>			<b>330</b>	▼	<b>-1.5%</b>	<b>-5</b>
<b>GRAND TOTAL</b>			<b>17,227</b>	▼	<b>-5.6%</b>	<b>-1,013</b>

\* Compared to same time period as previous year  
 7/11/2024 12:28:24PM

\*\* Case Type Categories are defined in the 2017 Virginia Judicial Workload Assessment  
 Source: SCV-SQL-Information



**CPSS - GCMS CASELOAD STATISTICS OF THE GENERAL DISTRICT COURTS**  
 January 2024 thru June 2024 Dispositions (Compared to January 2023 thru June 2023)

**Dispositions by Major Case Category\*\***

Category	Summary	Change	% Change	Absolute Change
Felony	841	▲	-13.8%	-135
Garnishment	737	▼	-16.1%	-141
General Civil	1,812	▲	+6.4%	+109
Infraction/Civil Violation	7,655	▲	-8.8%	-737
Involuntary Civil Commitments	39	▲	-7.1%	-3
Landlord /Tenant	577	▼	-12.8%	-85
Misdemeanor	4,100	▼	+1.8%	+71
Other	1,308	▲	-3.7%	-50
Protective Orders	158	▼	-21.0%	-42
<b>GRAND TOTAL</b>	<b>17,227</b>	▼	-5.6%	-1,013

\* Compared to same time period as previous year  
 7/11/2024 12:28:24PM

\*\* Case Type Categories are defined in the 2017 Virginia Judicial Workload Assessment  
 Source: SCV-SQL-Information

2024 Overall GRAND TOTAL		Distribution of Caseload			Change*		Percentage (%) of Caseload		
<b>6,411</b>	+929 16.9%	<b>Criminal</b>	718	11%	-9.6% ▼	-76	<b>Criminal</b>	2023 14.5%	2024 11.2%
2024	↑	<b>Traffic</b>	4,667	73%	25.9% ▲	+959	<b>Traffic</b>	67.6%	72.8%
2023		<b>Civil</b>	986	15%	4.2% ▲	+40	<b>Civil</b>	17.3%	15.4%
		<b>Civil Commitments</b>	40	1%	17.6% ▲	+6	<b>Civil Commitments</b>	0.6%	0.6%
		<b>GRAND TOTAL</b>	<b>6,411</b>	100%	16.9% ▲	+929	<b>GRAND TOTAL</b>	100%	100%

Dispositions by Division & Code

Division	Case Type Description	Code	Summary	Change	% Change	Absolute Change
<b>Criminal</b>	Misdemeanor	M	368	▼	-12.8%	-54
	Felony	F	166	▼	-28.4%	-66
	Show Cause	SC	80	▲	+105.1%	+41
	Capias	CA	63	▼	-14.9%	-11
	Civil Violation	CV	33	▲	+43.5%	+10
	Motion	MO	8	▲	+100.0%	+4
	<b>Total</b>			<b>718</b>	▼	<b>-9.6%</b>
<b>Traffic</b>	Infraction	I	3,598	▲	+35.0%	+932
	Misdemeanor	M	1,005	▲	+1.6%	+16
	Capias	CA	26	▲	+8.3%	+2
	Show Cause	SC	25	▲	+66.7%	+10
	Felony	F	11	▼	-21.4%	-3
	Civil Violation	CV	1	▲	-	+1
	Motion	MO	1	▲	-	+1
<b>Total</b>			<b>4,667</b>	▲	<b>25.9%</b>	<b>+959</b>
<b>Civil</b>	Warrant in Debt	WD	403	▼	-0.5%	-2
	Garnishment	GA	335	▲	+27.9%	+73
	Unlawful Detainer	UD	96	▼	-6.8%	-7
	Other	OT	35	▲	-5.4%	-2
	Admin License	AL	31	▼	-3.1%	-1
	Show Cause	SC	25	▲	+108.3%	+13
	Preliminary Protective Order	PP	13	▼	-48.0%	-12
	Bond Forfeiture	BF	10	▼	-28.6%	-4
	Abstract	AJ	8	▼	-55.6%	-10
	Impoundment	IM	8	↔	-	-
	Interrogatory	IN	8	▼	-20.0%	-2
	Detinue	DT	6	▲	+100.0%	+3
	Protective Order	PO	6	▼	-33.3%	-3
	Capias	CA	1	▼	-75.0%	-3
	Tenants Assertion	TA	1	▲	-	+1
	Counter Claim	CC	0	▼	-100.0%	-1
	Motion for Judgment	MJ	0	▼	-100.0%	-1
	Overweight	OC	0	▼	-100.0%	-1
	Restricted Operators License	RL	0	▼	-100.0%	-1
<b>Total</b>			<b>986</b>	▲	<b>4.2%</b>	<b>+40</b>
<b>Civil Commitments</b>	Temporary Detention Order	TD	23	▼	-4.2%	-1
	Emergency Custody Order	EC	17	▲	+70.0%	+7
	<b>Total</b>		<b>40</b>	▲	<b>17.6%</b>	<b>+6</b>
<b>GRAND TOTAL</b>			<b>6,411</b>	▲	16.9%	+929

Dispositions by Major Case Category\*\*

Category	Summary	Change	% Change	Absolute Change
Felony	177	▼	-28.0%	-69
Garnishment	343	▲	+26.1%	+71
General Civil	415	▲	+0.7%	+3
Infraction/Civil Violation	3,632	▲	+35.0%	+942
Landlord /Tenant	97	▲	-5.8%	-6
Misdemeanor	1,373	▼	-2.8%	-39

\* Compared to same time period as previous year  
 7/11/2024 12:28:24PM

\*\* Case Type Categories are defined in the 2017 Virginia Judicial Workload Assessment  
 Source: SCV-SQL-Information

**CPSS - GCMS CASELOAD STATISTICS OF THE GENERAL DISTRICT COURTS**  
 January 2024 thru June 2024 Dispositions (Compared to January 2023 thru June 2023)

Other	355	▲	+13.4%	+42
Protective Orders	19	▼	-44.1%	-15
<b>GRAND TOTAL</b>	<b>6,411</b>	▲	16.9%	+929

\* Compared to same time period as previous year  
 7/11/2024 12:28:24PM

\*\* Case Type Categories are defined in the 2017 Virginia Judicial Workload Assessment  
 Source: SCV-SQL-Information

2024 Overall GRAND TOTAL		Distribution of Caseload			Change*		Percentage (%) of Caseload		
<b>5,144</b>	+33 0.6%	<b>Criminal</b>	1,194	23%	-2.8% ▼	-35	<b>Criminal</b>	2023 24.0%	2024 23.2%
2024		<b>Traffic</b>	2,582	50%	-5.3% ▼	-145	<b>Traffic</b>	53.4%	50.2%
2023		<b>Civil</b>	1,288	25%	18.1% ▲	+197	<b>Civil</b>	21.3%	25.0%
		<b>Civil Commitments</b>	80	2%	25.0% ▲	+16	<b>Civil Commitments</b>	1.3%	1.6%
		<b>GRAND TOTAL</b>	<b>5,144</b>	100%	0.6% ▲	+33	<b>GRAND TOTAL</b>	100%	100%

**Dispositions by Division & Code**

Division	Case Type Description	Code	Summary	Change	% Change	Absolute Change
<b>Criminal</b>	Misdemeanor	M	652	▲	+1.7%	+11
	Felony	F	322	▲	+1.6%	+5
	Capias	CA	102	▼	-15.0%	-18
	Show Cause	SC	84	▼	-27.6%	-32
	Civil Violation	CV	34	↔		-
	Restricted Operators License	RL	0	▼	-100.0%	-1
	<b>Total</b>			<b>1,194</b>	▼	<b>-2.8%</b>
<b>Traffic</b>	Infraction	I	1,885	▼	-9.7%	-202
	Misdemeanor	M	642	▲	+12.4%	+71
	Capias	CA	23	▼	-20.7%	-6
	Show Cause	SC	17	▼	-22.7%	-5
	Felony	F	9	▼	-47.1%	-8
	Civil Violation	CV	6	▲	+500.0%	+5
	<b>Total</b>			<b>2,582</b>	▼	<b>-5.3%</b>
<b>Civil</b>	Warrant in Debt	WD	521	▲	+15.0%	+68
	Garnishment	GA	355	▲	+24.6%	+70
	Unlawful Detainer	UD	117	▼	-9.3%	-12
	Impoundment	IM	79	▲	+41.1%	+23
	Admin License	AL	57	▲	+29.5%	+13
	Show Cause	SC	28	▲	+180.0%	+18
	Other	OT	27	▲	+3.8%	+1
	Interrogatory	IN	26	▲	+550.0%	+22
	Detinue	DT	23	▲	+15.0%	+3
	Preliminary Protective Order	PP	15	▲	+15.4%	+2
	Abstract	AJ	14	▼	-58.8%	-20
	Protective Order	PO	14	▲	+55.6%	+5
	Bond Forfeiture	BF	6	▲	+200.0%	+4
	Overweight	OC	2	▲	-	+2
	Counter Claim	CC	1	↔		-
	Motion for Judgment	MJ	1	▼	-50.0%	-1
	Petition-Restore Arms	PR	1	↔		-
	Tenants Assertion	TA	1	▲	-	+1
	Capias	CA	0	▼	-100.0%	-1
	Restricted Operators License	RL	0	▼	-100.0%	-1
<b>Total</b>			<b>1,288</b>	▲	<b>18.1%</b>	<b>+197</b>
<b>Civil Commitments</b>	Temporary Detention Order	TD	48	↔		-
	Emergency Custody Order	EC	32	▲	+100.0%	+16
	<b>Total</b>		<b>80</b>	▲	<b>25.0%</b>	<b>+16</b>
<b>GRAND TOTAL</b>			<b>5,144</b>	▲	0.6%	+33

**Dispositions by Major Case Category\*\***

Category	Summary	Change	% Change	Absolute Change
Felony	331	▼	-0.9%	-3
Garnishment	381	▲	+31.8%	+92
General Civil	551	▼	+14.6%	+70
Infraction/Civil Violation	1,927	▲	-9.2%	-195
Landlord /Tenant	118	▲	-8.5%	-11
Misdemeanor	1,294	▼	+6.6%	+80

\* Compared to same time period as previous year  
 7/11/2024 12:28:24PM

\*\* Case Type Categories are defined in the 2017 Virginia Judicial Workload Assessment  
 Source: SCV-SQL-Information

**CPSS - GCMS CASELOAD STATISTICS OF THE GENERAL DISTRICT COURTS**

January 2024 thru June 2024 Dispositions (Compared to January 2023 thru June 2023)

Other	513	▲	-1.3%	-7
Protective Orders	29	▲	+31.8%	+7
<b>GRAND TOTAL</b>	<b>5,144</b>	▲	0.6%	+33

\* Compared to same time period as previous year  
7/11/2024 12:28:24PM

\*\* Case Type Categories are defined in the 2017 Virginia Judicial Workload Assessment  
Source: SCV-SQL-Information

2024 Overall GRAND TOTAL		Distribution of Caseload			Change*		Percentage (%) of Caseload		
<b>5,819</b>	+408 7.5%	<b>Criminal</b>	1,395	24%	11.2% ▲	+141	<b>Criminal</b>	2023 23.2%	2024 24.0%
2024	↑	<b>Traffic</b>	2,281	39%	6.2% ▲	+133	<b>Traffic</b>	39.7%	39.2%
2023		<b>Civil</b>	1,943	33%	6.3% ▲	+115	<b>Civil</b>	33.8%	33.4%
		<b>Civil Commitments</b>	200	3%	10.5% ▲	+19	<b>Civil Commitments</b>	3.3%	3.4%
		<b>GRAND TOTAL</b>	<b>5,819</b>	100%	7.5% ▲	+408	<b>GRAND TOTAL</b>	100%	100%

**Dispositions by Division & Code**

Division	Case Type Description	Code	Summary	Change	% Change	Absolute Change
<b>Criminal</b>	Misdemeanor	M	793	▲	+11.1%	+79
	Felony	F	307	▲	+21.8%	+55
	Capias	CA	159	▲	+3.9%	+6
	Show Cause	SC	116	▲	+3.6%	+4
	Civil Violation	CV	20	▼	-13.0%	-3
	<b>Total</b>			<b>1,395</b>	▲	<b>11.2%</b>
<b>Traffic</b>	Infraction	I	1,584	▲	+2.2%	+34
	Misdemeanor	M	544	▲	+25.9%	+112
	Other	O	95	▼	-20.2%	-24
	Capias	CA	30	▲	+42.9%	+9
	Show Cause	SC	18	▼	-10.0%	-2
	Felony	F	10	▲	+100.0%	+5
	Civil Violation	CV	0	▼	-100.0%	-1
	<b>Total</b>			<b>2,281</b>	▲	<b>6.2%</b>
<b>Civil</b>	Warrant in Debt	WD	743	▲	+15.4%	+99
	Garnishment	GA	679	▼	-5.2%	-37
	Unlawful Detainer	UD	198	▲	+11.2%	+20
	Admin License	AL	88	▲	+54.4%	+31
	Detinue	DT	46	▼	-16.4%	-9
	Other	OT	42	▼	+7.7%	+3
	Abstract	AJ	39	▲	+39.3%	+11
	Protective Order	PO	26	↔		-
	Preliminary Protective Order	PP	25	▲	+56.3%	+9
	Impoundment	IM	15	▲	+275.0%	+11
	Bond Forfeiture	BF	13	▼	-23.5%	-4
	Show Cause	SC	12	▼	-47.8%	-11
	Interrogatory	IN	9	▲	+50.0%	+3
	Zoning Violation	ZO	7	▼	-36.4%	-4
	Motion for Judgment	MJ	1	▲	-	+1
	Capias	CA	0	▼	-100.0%	-3
	Petition-Restore Arms	PR	0	▼	-100.0%	-2
	Tenants Assertion	TA	0	▼	-100.0%	-3
<b>Total</b>			<b>1,943</b>	▲	<b>6.3%</b>	<b>+115</b>
<b>Civil Commitments</b>	Mental Commitment	MC	120	↔		-
	Temporary Detention Order	TD	46	▲	+39.4%	+13
	Emergency Custody Order	EC	23	▲	+27.8%	+5
	Other	OT	10	▲	+11.1%	+1
	Medical Emergency Temporary Detention Order	MT	1	↔		-
<b>Total</b>			<b>200</b>	▲	<b>10.5%</b>	<b>+19</b>
<b>GRAND TOTAL</b>			<b>5,819</b>	▲	7.5%	+408

**Dispositions by Major Case Category\*\***

Category	Summary	Change	% Change	Absolute Change
Felony	317	▲	+23.3%	+60
Garnishment	688	▲	-4.7%	-34
General Civil	793	▲	+12.5%	+88
Infraction/Civil Violation	1,699	▼	+0.4%	+6
Involuntary Civil Commitments	10	▲	+11.1%	+1

\* Compared to same time period as previous year  
 7/11/2024 12:28:24PM

\*\* Case Type Categories are defined in the 2017 Virginia Judicial Workload Assessment  
 Source: SCV-SQL-Information

**CPSS - GCMS CASELOAD STATISTICS OF THE GENERAL DISTRICT COURTS**  
 January 2024 thru June 2024 Dispositions (Compared to January 2023 thru June 2023)

Landlord /Tenant	198	▼	+9.4%	+17
Misdemeanor	1,344	▲	+16.2%	+187
Other	719	▲	+11.5%	+74
Protective Orders	51	▲	+21.4%	+9
<b>GRAND TOTAL</b>	<b>5,819</b>	▲	7.5%	+408

\* Compared to same time period as previous year  
 7/11/2024 12:28:24PM

\*\* Case Type Categories are defined in the 2017 Virginia Judicial Workload Assessment  
 Source: SCV-SQL-Information

2024 Overall GRAND TOTAL		Distribution of Caseload			Change*		Percentage (%) of Caseload		
<b>3,633</b>	-401 -9.9%	<b>Criminal</b>	171	5%	16.3% ▲	+24	<b>Criminal</b>	2023 3.6%	2024 4.7%
2024		<b>Traffic</b>	3,307	91%	-11.7% ▼	-440	<b>Traffic</b>	92.9%	91.0%
2023		<b>Civil</b>	152	4%	13.4% ▲	+18	<b>Civil</b>	3.3%	4.2%
		<b>Civil Commitments</b>	3	0%	-50.0% ▼	-3	<b>Civil Commitments</b>	0.1%	0.1%
		<b>GRAND TOTAL</b>	<b>3,633</b>	100%	-9.9% ▼	-401	<b>GRAND TOTAL</b>	100%	100%

**Dispositions by Division & Code**

Division	Case Type Description	Code	Summary	Change	% Change	Absolute Change
<b>Criminal</b>	Misdemeanor	M	75	▲	+13.6%	+9
	Felony	F	63	▼	-8.7%	-6
	Show Cause	SC	20	▲	+150.0%	+12
	Capias	CA	9	▲	+350.0%	+7
	Civil Violation	CV	4	▲	+100.0%	+2
	<b>Total</b>			<b>171</b>	<b>▲</b>	<b>16.3%</b>
<b>Traffic</b>	Infraction	I	2,724	▼	-9.7%	-291
	Misdemeanor	M	580	▼	-20.1%	-146
	Civil Violation	CV	3	▲	+200.0%	+2
	Felony	F	0	▼	-100.0%	-1
	Show Cause	SC	0	▼	-100.0%	-4
	<b>Total</b>			<b>3,307</b>	<b>▼</b>	<b>-11.7%</b>
<b>Civil</b>	Warrant in Debt	WD	64	▲	+25.5%	+13
	Garnishment	GA	23	▲	+27.8%	+5
	Motor Carrier	MC	13	▲	+8.3%	+1
	Bond Forfeiture	BF	10	▲	+100.0%	+5
	Overweight	OC	10	▲	+25.0%	+2
	Unlawful Detainer	UD	10	▲	+400.0%	+8
	Admin License	AL	8	▼	-69.2%	-18
	Other	OT	6	↔		-
	Preliminary Protective Order	PP	4	▲	+300.0%	+3
	Detinue	DT	3	▲	+200.0%	+2
	Protective Order	PO	1	▲	-	+1
	Abstract	AJ	0	▼	-100.0%	-2
	Impoundment	IM	0	▼	-100.0%	-1
	Tenants Assertion	TA	0	▼	-100.0%	-1
	<b>Total</b>			<b>152</b>	<b>▲</b>	<b>13.4%</b>
<b>Civil Commitments</b>	Temporary Detention Order	TD	3	▼	-25.0%	-1
	Emergency Custody Order	EC	0	▼	-100.0%	-2
	<b>Total</b>		<b>3</b>	<b>▼</b>	<b>-50.0%</b>	<b>-3</b>
<b>GRAND TOTAL</b>			<b>3,633</b>	<b>▼</b>	<b>-9.9%</b>	<b>-401</b>




**Dispositions by Major Case Category\*\***

Category	Summary	Change	% Change	Absolute Change
Felony	63	▼	-10.0%	-7
Garnishment	23	▲	+27.8%	+5
General Civil	67	▲	+28.8%	+15
Infraction/Civil Violation	2,754	▲	-9.3%	-284
Landlord /Tenant	10	▲	+233.3%	+7
Misdemeanor	655	▼	-17.3%	-137
Other	56	▲	-6.7%	-4
Protective Orders	5	▲	+400.0%	+4
<b>GRAND TOTAL</b>	<b>3,633</b>	<b>▼</b>	<b>-9.9%</b>	<b>-401</b>

\* Compared to same time period as previous year  
 7/11/2024 12:28:24PM

\*\* Case Type Categories are defined in the 2017 Virginia Judicial Workload Assessment  
 Source: SCV-SQL-Information



2024 Overall GRAND TOTAL		Distribution of Caseload			Change*		Percentage (%) of Caseload			
<b>9,621</b>	-148 -1.5%	<b>Criminal</b>	399	4%	-14.7%	▼	-69	<b>Criminal</b>	2023 4.8%	2024 4.1%
2024 		<b>Traffic</b>	8,563	89%	-2.1%	▼	-184	<b>Traffic</b>	89.5%	89.0%
2023 		<b>Civil</b>	623	6%	21.7%	▲	+111	<b>Civil</b>	5.2%	6.5%
		<b>Civil Commitments</b>	36	0%	-14.3%	▼	-6	<b>Civil Commitments</b>	0.4%	0.4%
		<b>GRAND TOTAL</b>	<b>9,621</b>	100%	-1.5%	▼	-148	<b>GRAND TOTAL</b>	100%	100%

Dispositions by Division & Code

Division	Case Type Description	Code	Summary	Change	% Change	Absolute Change
<b>Criminal</b>	Misdemeanor	M	203	▼	-25.6%	-70
	Felony	F	144	▼	-5.3%	-8
	Capias	CA	32	▲	+28.0%	+7
	Show Cause	SC	14	▲	+75.0%	+6
	Civil Violation	CV	6	▼	-40.0%	-4
	<b>Total</b>			<b>399</b>	▼	<b>-14.7%</b>
<b>Traffic</b>	Infraction	I	7,438	▼	-3.3%	-251
	Misdemeanor	M	1,094	▲	+6.8%	+70
	Capias	CA	11	▲	+57.1%	+4
	Felony	F	10	▼	-44.4%	-8
	Show Cause	SC	10	▲	+11.1%	+1
	<b>Total</b>			<b>8,563</b>	▼	<b>-2.1%</b>
<b>Civil</b>	Warrant in Debt	WD	289	▲	+65.1%	+114
	Garnishment	GA	166	▲	+18.6%	+26
	Unlawful Detainer	UD	52	▼	-22.4%	-15
	Impoundment	IM	24	▼	-36.8%	-14
	Other	OT	23	▼	+35.3%	+6
	Preliminary Protective Order	PP	17	▲	+30.8%	+4
	Bond Forfeiture	BF	15	▼	-11.8%	-2
	Protective Order	PO	12	▲	+50.0%	+4
	Admin License	AL	10	▼	-9.1%	-1
	Overweight	OC	5	▼	-44.4%	-4
	Detinue	DT	4	↔		-
	Show Cause	SC	3	↔		-
	Abstract	AJ	1	▼	-80.0%	-4
	Interrogatory	IN	1	↔		-
	Petition-Restore Arms	PR	1	▼	-66.7%	-2
	Tenants Assertion	TA	0	▼	-100.0%	-1
<b>Total</b>			<b>623</b>	▲	<b>21.7%</b>	<b>+111</b>
<b>Civil Commitments</b>	Temporary Detention Order	TD	22	▼	-8.3%	-2
	Emergency Custody Order	EC	14	▼	-22.2%	-4
	<b>Total</b>			<b>36</b>	▼	<b>-14.3%</b>
<b>GRAND TOTAL</b>			<b>9,621</b>	▼	-1.5%	-148

Dispositions by Major Case Category\*\*

Category	Summary	Change	% Change	Absolute Change
Felony	154	▼	-9.4%	-16
Garnishment	167	▲	+18.4%	+26
General Civil	294	▼	+60.7%	+111
Infraction/Civil Violation	7,449	▼	-3.4%	-259
Landlord /Tenant	52	▼	-23.5%	-16
Misdemeanor	1,297	▼		0
Other	179	▲	-1.1%	-2
Protective Orders	29	▲	+38.1%	+8
<b>GRAND TOTAL</b>	<b>9,621</b>	▼	-1.5%	-148

\* Compared to same time period as previous year  
 7/11/2024 12:28:24PM

\*\* Case Type Categories are defined in the 2017 Virginia Judicial Workload Assessment  
 Source: SCV-SQL-Information

2024 Overall GRAND TOTAL		Distribution of Caseload			Change*		Percentage (%) of Caseload		
<b>1,298</b>	+36 2.9%	<b>Criminal</b>	194	15%	33.8% ▲	+49	<b>Criminal</b>	2023 11.5%	2024 14.9%
2024	↑	<b>Traffic</b>	864	67%	-2.6% ▼	-23	<b>Traffic</b>	70.3%	66.6%
2023		<b>Civil</b>	223	17%	14.4% ▲	+28	<b>Civil</b>	15.5%	17.2%
		<b>Civil Commitments</b>	17	1%	-51.4% ▼	-18	<b>Civil Commitments</b>	2.8%	1.3%
		<b>GRAND TOTAL</b>	<b>1,298</b>	100%	2.9% ▲	+36	<b>GRAND TOTAL</b>	100%	100%

Dispositions by Division & Code

Division	Case Type Description	Code	Summary	Change	% Change	Absolute Change
<b>Criminal</b>	Misdemeanor	M	132	▲	+67.1%	+53
	Felony	F	35	▲	+9.4%	+3
	Civil Violation	CV	13	▼	-48.0%	-12
	Capias	CA	8	▲	+166.7%	+5
	Show Cause	SC	6	↔		-
	<b>Total</b>			<b>194</b>	<b>▲</b>	<b>33.8%</b>
<b>Traffic</b>	Infraction	I	756	▲	+3.3%	+24
	Misdemeanor	M	100	▼	-21.9%	-28
	Show Cause	SC	4	▼	-55.6%	-5
	Capias	CA	3	▼	-50.0%	-3
	Felony	F	1	▼	-91.7%	-11
	<b>Total</b>			<b>864</b>	<b>▼</b>	<b>-2.6%</b>
<b>Civil</b>	Warrant in Debt	WD	114	▲	+29.5%	+26
	Garnishment	GA	42	▲	+5.0%	+2
	Unlawful Detainer	UD	19	▲	+11.8%	+2
	Preliminary Protective Order	PP	11	▲	+57.1%	+4
	Interrogatory	IN	8	▲	+100.0%	+4
	Protective Order	PO	7	▲	+133.3%	+4
	Other	OT	6	▼	-33.3%	-3
	Impoundment	IM	5	▲	+150.0%	+3
	Show Cause	SC	5	↔		-
	Detinue	DT	3	↔		-
	Admin License	AL	2	▼	-86.7%	-13
	Capias	CA	1	▲	-	+1
	Abstract	AJ	0	▼	-100.0%	-2
	<b>Total</b>			<b>223</b>	<b>▲</b>	<b>14.4%</b>
<b>Civil Commitments</b>	Temporary Detention Order	TD	11	▼	-45.0%	-9
	Emergency Custody Order	EC	6	▼	-60.0%	-9
	<b>Total</b>		<b>17</b>	<b>▼</b>	<b>-51.4%</b>	<b>-18</b>
<b>GRAND TOTAL</b>			<b>1,298</b>	<b>▲</b>	<b>2.9%</b>	<b>+36</b>

Dispositions by Major Case Category\*\*

Category	Summary	Change	% Change	Absolute Change
Felony	36	▼	-18.2%	-8
Garnishment	50	▲	+13.6%	+6
General Civil	118	▲	+28.3%	+26
Infraction/Civil Violation	769	▼	+1.6%	+12
Landlord /Tenant	19	▲	+11.8%	+2
Misdemeanor	232	▲	+12.1%	+25
Other	56	▲	-38.5%	-35
Protective Orders	18	▲	+80.0%	+8
<b>GRAND TOTAL</b>	<b>1,298</b>	<b>▲</b>	<b>2.9%</b>	<b>+36</b>

\* Compared to same time period as previous year  
 7/11/2024 12:28:24PM

\*\* Case Type Categories are defined in the 2017 Virginia Judicial Workload Assessment  
 Source: SCV-SQL-Information

2024 Overall GRAND TOTAL		Distribution of Caseload			Change*		Percentage (%) of Caseload		
<b>1,759</b>	-246 -12.3%	<b>Criminal</b>	511	29%	20.5% ▲	+87	<b>Criminal</b>	2023 21.1%	2024 29.1%
2024		<b>Traffic</b>	746	42%	-28.2% ▼	-293	<b>Traffic</b>	51.8%	42.4%
2023		<b>Civil</b>	433	25%	22.0% ▲	+78	<b>Civil</b>	17.7%	24.6%
		<b>Civil Commitments</b>	69	4%	-63.1% ▼	-118	<b>Civil Commitments</b>	9.3%	3.9%
		<b>GRAND TOTAL</b>	<b>1,759</b>	100%	-12.3% ▼	-246	<b>GRAND TOTAL</b>	100%	100%

Dispositions by Division & Code

Division	Case Type Description	Code	Summary	Change	% Change	Absolute Change
<b>Criminal</b>	Misdemeanor	M	283	▲	+8.8%	+23
	Felony	F	129	▲	+46.6%	+41
	Capias	CA	48	▼	-2.0%	-1
	Show Cause	SC	46	▲	+155.6%	+28
	Civil Violation	CV	5	▼	-44.4%	-4
	<b>Total</b>			<b>511</b>	<b>▲</b>	<b>20.5%</b>
<b>Traffic</b>	Infraction	I	597	▼	-24.1%	-190
	Misdemeanor	M	146	▼	-38.7%	-92
	Capias	CA	1	▼	-75.0%	-3
	Felony	F	1	▼	-80.0%	-4
	Show Cause	SC	1	▼	-80.0%	-4
	<b>Total</b>			<b>746</b>	<b>▼</b>	<b>-28.2%</b>
<b>Civil</b>	Warrant in Debt	WD	148	▲	+6.5%	+9
	Garnishment	GA	128	▲	+50.6%	+43
	Impoundment	IM	43	▲	+59.3%	+16
	Detinue	DT	40	▲	+48.1%	+13
	Other	OT	25	▲	+31.6%	+6
	Unlawful Detainer	UD	19	▼	-5.0%	-1
	Admin License	AL	8	▼	-33.3%	-4
	Protective Order	PO	8	▲	+33.3%	+2
	Preliminary Protective Order	PP	5	▼	-37.5%	-3
	Bond Forfeiture	BF	4	▼	-55.6%	-5
	Abstract	AJ	2	▲	-	+2
	Show Cause	SC	2	▲	-	+2
	Interrogatory	IN	1	↔	-	-
	Petition-Restore Arms	PR	0	▼	-100.0%	-1
	Tenants Assertion	TA	0	▼	-100.0%	-1
	<b>Total</b>			<b>433</b>	<b>▲</b>	<b>22.0%</b>
<b>Civil Commitments</b>	Mental Commitment	MC	45	▼	-69.4%	-102
	Emergency Custody Order	EC	12	▼	-25.0%	-4
	Temporary Detention Order	TD	8	▼	-61.9%	-13
	Medical Emergency Temporary Detention Order	MT	4	▲	+33.3%	+1
	<b>Total</b>			<b>69</b>	<b>▼</b>	<b>-63.1%</b>
<b>GRAND TOTAL</b>			<b>1,759</b>	<b>▼</b>	<b>-12.3%</b>	<b>-246</b>

Dispositions by Major Case Category\*\*

Category	Summary	Change	% Change	Absolute Change
Felony	130	▼	+39.8%	+37
Garnishment	129	▲	+50.0%	+43
General Civil	197	▲	+14.5%	+25
Infraction/Civil Violation	602	▼	-24.4%	-194
Landlord /Tenant	19	▼	-9.5%	-2
Misdemeanor	429	▼	-13.9%	-69
Other	240	▲	-26.2%	-85
Protective Orders	13	▼	-7.1%	-1
<b>GRAND TOTAL</b>	<b>1,759</b>	<b>▼</b>	<b>-12.3%</b>	<b>-246</b>

\* Compared to same time period as previous year  
 7/11/2024 12:28:24PM

\*\* Case Type Categories are defined in the 2017 Virginia Judicial Workload Assessment  
 Source: SCV-SQL-Information



2024 Overall GRAND TOTAL		Distribution of Caseload			Change*		Percentage (%) of Caseload		
<b>3,244</b>	-77 -2.3%	<b>Criminal</b>	310	10%	25.5% ▲	+63	<b>Criminal</b>	2023 7.4%	2024 9.6%
2024		<b>Traffic</b>	2,555	79%	-4.4% ▼	-117	<b>Traffic</b>	80.5%	78.8%
2023		<b>Civil</b>	355	11%	-7.6% ▼	-29	<b>Civil</b>	11.6%	10.9%
		<b>Civil Commitments</b>	24	1%	33.3% ▲	+6	<b>Civil Commitments</b>	0.5%	0.7%
		<b>GRAND TOTAL</b>	<b>3,244</b>	100%	-2.3% ▼	-77	<b>GRAND TOTAL</b>	100%	100%

**Dispositions by Division & Code**

Division	Case Type Description	Code	Summary	Change	% Change	Absolute Change
<b>Criminal</b>	Misdemeanor	M	188	▲	+27.9%	+41
	Felony	F	72	▲	+50.0%	+24
	Show Cause	SC	24	▼	-7.7%	-2
	Civil Violation	CV	15	▲	+66.7%	+6
	Capias	CA	11	▼	-35.3%	-6
	<b>Total</b>			<b>310</b>	▲	<b>25.5%</b>
<b>Traffic</b>	Infraction	I	2,306	▼	-4.4%	-107
	Misdemeanor	M	244	▼	-1.2%	-3
	Felony	F	2	↔		-
	Show Cause	SC	2	▼	-60.0%	-3
	Restricted Operators License	RL	1	▲	-	+1
	Capias	CA	0	▼	-100.0%	-5
	<b>Total</b>			<b>2,555</b>	▼	<b>-4.4%</b>
<b>Civil</b>	Warrant in Debt	WD	140	▼	-13.0%	-21
	Garnishment	GA	97	▲	+6.6%	+6
	Unlawful Detainer	UD	64	▼	-12.3%	-9
	Preliminary Protective Order	PP	17	↔		-
	Other	OT	9	▲	-18.2%	-2
	Protective Order	PO	9	▼	-10.0%	-1
	Abstract	AJ	6	▲	+500.0%	+5
	Admin License	AL	6	▼	-45.5%	-5
	Bond Forfeiture	BF	4	▲	+33.3%	+1
	Impoundment	IM	2	▲	+100.0%	+1
	Detinue	DT	1	▼	-66.7%	-2
	Interrogatory	IN	0	▼	-100.0%	-1
	Petition-Restore Arms	PR	0	▼	-100.0%	-1
	<b>Total</b>			<b>355</b>	▼	<b>-7.6%</b>
<b>Civil Commitments</b>	Temporary Detention Order	TD	19	▲	+46.2%	+6
	Emergency Custody Order	EC	5	↔		-
	<b>Total</b>			<b>24</b>	▲	<b>33.3%</b>
<b>GRAND TOTAL</b>			<b>3,244</b>	▼	-2.3%	-77

**Dispositions by Major Case Category\*\***

Category	Summary	Change	% Change	Absolute Change
Felony	74	▲	+48.0%	+24
Garnishment	97	▼	+5.4%	+5
General Civil	142	▲	-13.9%	-23
Infraction/Civil Violation	2,321	▲	-4.2%	-101
Landlord /Tenant	64	▼	-12.3%	-9
Misdemeanor	433	▲	+9.9%	+39
Other	87	▲	-11.2%	-11
Protective Orders	26	▼	-3.7%	-1
<b>GRAND TOTAL</b>	<b>3,244</b>	▼	-2.3%	-77

\* Compared to same time period as previous year  
 7/11/2024 12:28:24PM

\*\* Case Type Categories are defined in the 2017 Virginia Judicial Workload Assessment  
 Source: SCV-SQL-Information

2024 Overall GRAND TOTAL		Distribution of Caseload			Change*		Percentage (%) of Caseload			
<b>794</b>	-80 -9.2%	<b>Criminal</b>	223	28%	-27.6%	▼	-85	<b>Criminal</b>	2023 35.2%	2024 28.1%
2024		<b>Traffic</b>	338	43%	-5.8%	▼	-21	<b>Traffic</b>	41.1%	42.6%
2023		<b>Civil</b>	215	27%	19.4%	▲	+35	<b>Civil</b>	20.6%	27.1%
		<b>Civil Commitments</b>	18	2%	-33.3%	▼	-9	<b>Civil Commitments</b>	3.1%	2.3%
		<b>GRAND TOTAL</b>	<b>794</b>	100%	-9.2%	▼	-80	<b>GRAND TOTAL</b>	100%	100%

Dispositions by Division & Code

Division	Case Type Description	Code	Summary	Change	% Change	Absolute Change
<b>Criminal</b>	Misdemeanor	M	100	▼	-39.4%	-65
	Felony	F	95	▼	-11.2%	-12
	Capias	CA	16	▼	-27.3%	-6
	Show Cause	SC	11	▼	-8.3%	-1
	Civil Violation	CV	1	▼	-50.0%	-1
	<b>Total</b>			<b>223</b>	▼	<b>-27.6%</b>
<b>Traffic</b>	Infraction	I	243	▲	+0.8%	+2
	Misdemeanor	M	92	▼	-16.4%	-18
	Felony	F	3	▼	-25.0%	-1
	Capias	CA	0	▼	-100.0%	-2
	Show Cause	SC	0	▼	-100.0%	-2
	<b>Total</b>			<b>338</b>	▼	<b>-5.8%</b>
<b>Civil</b>	Warrant in Debt	WD	108	▲	+31.7%	+26
	Garnishment	GA	42	▼	-4.5%	-2
	Unlawful Detainer	UD	21	▲	+10.5%	+2
	Other	OT	12	▲	+300.0%	+9
	Preliminary Protective Order	PP	8	▲	+60.0%	+3
	Protective Order	PO	6	▲	+100.0%	+3
	Detinue	DT	5	▲	+66.7%	+2
	Impoundment	IM	5	▼	-28.6%	-2
	Bond Forfeiture	BF	4	↔		-
	Admin License	AL	2	▼	-50.0%	-2
	Abstract	AJ	1	▼	-75.0%	-3
	Restricted Operators License	RL	1	▲	-	+1
	Petition-Restore Arms	PR	0	▼	-100.0%	-1
	Show Cause	SC	0	▼	-100.0%	-1
	<b>Total</b>			<b>215</b>	▲	<b>19.4%</b>
<b>Civil Commitments</b>	Temporary Detention Order	TD	10	▼	-37.5%	-6
	Emergency Custody Order	EC	6	▼	-25.0%	-2
	Mental Commitment	MC	2	▼	-33.3%	-1
	<b>Total</b>			<b>18</b>	▼	<b>-33.3%</b>
<b>GRAND TOTAL</b>			<b>794</b>	▼	-9.2%	-80

Dispositions by Major Case Category\*\*

Category	Summary	Change	% Change	Absolute Change
Felony	98	▼	-11.7%	-13
Garnishment	42	▼	-4.5%	-2
General Civil	115	▲	+33.7%	+29
Infraction/Civil Violation	244	▼	+0.4%	+1
Landlord /Tenant	21	▲	+10.5%	+2
Misdemeanor	193	▲	-29.8%	-82
Other	67	▼	-23.9%	-21
Protective Orders	14	▲	+75.0%	+6
<b>GRAND TOTAL</b>	<b>794</b>	▼	-9.2%	-80

\* Compared to same time period as previous year  
 7/11/2024 12:28:24PM

\*\* Case Type Categories are defined in the 2017 Virginia Judicial Workload Assessment  
 Source: SCV-SQL-Information

2024 Overall GRAND TOTAL		Distribution of Caseload			Change*		Percentage (%) of Caseload		
<b>11,341</b>	+781 7.4%	<b>Criminal</b>	2,114	19%	14.8% ▲	+273	<b>Criminal</b>	2023 17.4%	2024 18.6%
2024	↑	<b>Traffic</b>	6,303	56%	2.7% ▲	+165	<b>Traffic</b>	58.1%	55.6%
2023		<b>Civil</b>	2,486	22%	13.8% ▲	+301	<b>Civil</b>	20.7%	21.9%
		<b>Civil Commitments</b>	438	4%	10.6% ▲	+42	<b>Civil Commitments</b>	3.8%	3.9%
		<b>GRAND TOTAL</b>	<b>11,341</b>	100%	7.4% ▲	+781	<b>GRAND TOTAL</b>	100%	100%

**Dispositions by Division & Code**

Division	Case Type Description	Code	Summary	Change	% Change	Absolute Change
<b>Criminal</b>	Misdemeanor	M	1,308	▲	+18.8%	+207
	Felony	F	525	▲	+21.8%	+94
	Capias	CA	128	▼	-10.5%	-15
	Show Cause	SC	94	▼	-6.9%	-7
	Civil Violation	CV	59	▼	-9.2%	-6
	<b>Total</b>			<b>2,114</b>	<b>▲</b>	<b>14.8%</b>
<b>Traffic</b>	Infraction	I	5,300	▲	+1.7%	+90
	Misdemeanor	M	946	▲	+10.0%	+86
	Capias	CA	16	▲	+100.0%	+8
	Felony	F	14	↔		-
	Show Cause	SC	12	▼	-42.9%	-9
	Other	O	8	▲	+33.3%	+2
	Restricted Operators License	RL	4	▼	-71.4%	-10
	Civil Violation	CV	3	▼	-40.0%	-2
	<b>Total</b>			<b>6,303</b>	<b>▲</b>	<b>2.7%</b>
<b>Civil</b>	Warrant in Debt	WD	819	▲	+22.2%	+149
	Garnishment	GA	731	▲	+19.1%	+117
	Unlawful Detainer	UD	424	▼	-3.4%	-15
	Admin License	AL	153	▲	+44.3%	+47
	Other	OT	91	▲	-3.2%	-3
	Preliminary Protective Order	PP	54	▲	+17.4%	+8
	Bond Forfeiture	BF	46	▲	+17.9%	+7
	Abstract	AJ	40	▲	+60.0%	+15
	Protective Order	PO	37	▼	-9.8%	-4
	Impoundment	IM	31	▲	+93.8%	+15
	Detinue	DT	20	▼	-39.4%	-13
	Interrogatory	IN	20	▼	-9.1%	-2
	Show Cause	SC	14	▼	-12.5%	-2
	Tenants Assertion	TA	4	▼	-71.4%	-10
	Capias	CA	1	↔		-
	Counter Claim	CC	1	↔		-
	Motion for Judgment	MJ	0	▼	-100.0%	-4
	Petition-Restore Arms	PR	0	▼	-100.0%	-4
<b>Total</b>			<b>2,486</b>	<b>▲</b>	<b>13.8%</b>	<b>+301</b>
<b>Civil Commitments</b>	Mental Commitment	MC	214	▲	+30.5%	+50
	Temporary Detention Order	TD	116	▼	-10.8%	-14
	Emergency Custody Order	EC	53	▲	+1.9%	+1
	Other	OT	44	↔		-
	Medical Emergency Temporary Detention Order	MT	11	▲	+83.3%	+5
<b>Total</b>			<b>438</b>	<b>▲</b>	<b>10.6%</b>	<b>+42</b>
<b>GRAND TOTAL</b>			<b>11,341</b>	<b>▲</b>	<b>7.4%</b>	<b>+781</b>

**Dispositions by Major Case Category\*\***

Category	Summary	Change	% Change	Absolute Change
Felony	539	▲	+21.1%	+94
Garnishment	751	▲	+18.1%	+115
General Civil	850	▼	+18.1%	+130
Infraction/Civil Violation	5,370	▼	+1.6%	+84

\* Compared to same time period as previous year  
 7/11/2024 12:28:24PM

\*\* Case Type Categories are defined in the 2017 Virginia Judicial Workload Assessment  
 Source: SCV-SQL-Information

**CPSS - GCMS CASELOAD STATISTICS OF THE GENERAL DISTRICT COURTS**  
 January 2024 thru June 2024 Dispositions (Compared to January 2023 thru June 2023)

Involuntary Civil Commitments	44	↔		0
Landlord /Tenant	428	▼	-5.5%	-25
Misdemeanor	2,258	▼	+14.3%	+283
Other	1,010	▲	+10.5%	+96
Protective Orders	91	▲	+4.6%	+4
<b>GRAND TOTAL</b>	<b>11,341</b>	▲	7.4%	+781

\* Compared to same time period as previous year  
 7/11/2024 12:28:24PM

\*\* Case Type Categories are defined in the 2017 Virginia Judicial Workload Assessment  
 Source: SCV-SQL-Information



2024 Overall GRAND TOTAL		Distribution of Caseload			Change*		Percentage (%) of Caseload		
<b>8,554</b>	+1,440 20.2%	<b>Criminal</b>	1,332	16%	9.9% ▲	+120	<b>Criminal</b>	2023 17.0%	2024 15.6%
2024		<b>Traffic</b>	5,872	69%	26.8% ▲	+1,241	<b>Traffic</b>	65.1%	68.6%
2023		<b>Civil</b>	1,166	14%	7.2% ▲	+78	<b>Civil</b>	15.3%	13.6%
		<b>Civil Commitments</b>	184	2%	0.5% ▲	+1	<b>Civil Commitments</b>	2.6%	2.2%
		<b>GRAND TOTAL</b>	<b>8,554</b>	100%	20.2% ▲	+1,440	<b>GRAND TOTAL</b>	100%	100%

**Dispositions by Division & Code**

Division	Case Type Description	Code	Summary	Change	% Change	Absolute Change
<b>Criminal</b>	Misdemeanor	M	867	▲	+30.0%	+200
	Felony	F	247	▼	-10.5%	-29
	Capias	CA	101	▼	-12.9%	-15
	Show Cause	SC	98	▼	-26.3%	-35
	Civil Violation	CV	19	↔		-
	Motion	MO	0	▼	-100.0%	-1
	<b>Total</b>			<b>1,332</b>	<b>▲</b>	<b>9.9%</b>
<b>Traffic</b>	Infraction	I	5,068	▲	+30.4%	+1,181
	Misdemeanor	M	789	▲	+9.9%	+71
	Show Cause	SC	8	▲	+14.3%	+1
	Capias	CA	3	▼	-57.1%	-4
	Felony	F	3	▼	-50.0%	-3
	Other	O	1	▲	-	+1
	Restricted Operators License	RL	0	▼	-100.0%	-6
<b>Total</b>			<b>5,872</b>	<b>▲</b>	<b>26.8%</b>	<b>+1,241</b>
<b>Civil</b>	Warrant in Debt	WD	454	▲	+20.1%	+76
	Garnishment	GA	220	▲	+18.9%	+35
	Unlawful Detainer	UD	206	▼	-5.9%	-13
	Other	OT	88	▲	-3.3%	-3
	Detinue	DT	54	▲	+45.9%	+17
	Preliminary Protective Order	PP	52	▲	+18.2%	+8
	Protective Order	PO	44	▲	+10.0%	+4
	Bond Forfeiture	BF	19	▼	-48.6%	-18
	Admin License	AL	12	▼	-33.3%	-6
	Show Cause	SC	5	▼	-76.2%	-16
	Impoundment	IM	4	▲	+100.0%	+2
	Interrogatory	IN	3	▼	-72.7%	-8
	Abstract	AJ	2	↔		-
	Motion for Judgment	MJ	2	▲	-	+2
	Petition-Restore Arms	PR	1	▼	-50.0%	-1
Tenants Assertion	TA	0	▼	-100.0%	-1	
<b>Total</b>			<b>1,166</b>	<b>▲</b>	<b>7.2%</b>	<b>+78</b>
<b>Civil Commitments</b>	Temporary Detention Order	TD	82	▲	+36.7%	+22
	Emergency Custody Order	EC	57	▲	+7.5%	+4
	Mental Commitment	MC	38	▼	-39.7%	-25
	Other	OT	5	↔		-
	Medical Emergency Temporary Detention Order	MT	2	↔		-
<b>Total</b>			<b>184</b>	<b>▲</b>	<b>0.5%</b>	<b>+1</b>
<b>GRAND TOTAL</b>			<b>8,554</b>	<b>▲</b>	<b>20.2%</b>	<b>+1,440</b>

**Dispositions by Major Case Category\*\***

Category	Summary	Change	% Change	Absolute Change
Felony	250	▼	-11.3%	-32
Garnishment	223	▼	+13.8%	+27
General Civil	518	▲	+23.0%	+97
Infraction/Civil Violation	5,088	▲	+30.3%	+1,182
Involuntary Civil Commitments	5	↔		0
Landlord /Tenant	206	▼	-6.4%	-14

\* Compared to same time period as previous year  
 7/11/2024 12:28:24PM

\*\* Case Type Categories are defined in the 2017 Virginia Judicial Workload Assessment  
 Source: SCV-SQL-Information

**CPSS - GCMS CASELOAD STATISTICS OF THE GENERAL DISTRICT COURTS**

January 2024 thru June 2024 Dispositions (Compared to January 2023 thru June 2023)

Misdemeanor	1,656	▼	+19.1%	+265
Other	512	▼	-15.9%	-97
Protective Orders	96	▲	+14.3%	+12
<b>GRAND TOTAL</b>	<b>8,554</b>	▲	20.2%	+1,440

\* Compared to same time period as previous year  
7/11/2024 12:28:24PM

\*\* Case Type Categories are defined in the 2017 Virginia Judicial Workload Assessment  
Source: SCV-SQL-Information

2024 Overall GRAND TOTAL		Distribution of Caseload			Change*		Percentage (%) of Caseload				
2024	1,960	Criminal	346	18%	-25.4%	▼	-118	Criminal	28.4%	2023	2024
2023	+329 20.2%	Traffic	1,031	53%	55.7%	▲	+369	Traffic	40.6%	2023	2024
	↑	Civil	489	25%	4.5%	▲	+21	Civil	28.7%	2023	2024
		Civil Commitments	94	5%	154.1%	▲	+57	Civil Commitments	2.3%	2023	2024
		<b>GRAND TOTAL</b>	<b>1,960</b>	<b>100%</b>	<b>20.2%</b>	<b>▲</b>	<b>+329</b>	<b>GRAND TOTAL</b>	<b>100%</b>	<b>100%</b>	<b>100%</b>

Dispositions by Division & Code

Division	Case Type Description	Code	Summary	Change	% Change	Absolute Change
<b>Criminal</b>	Misdemeanor	M	243	▼	-28.7%	-98
	Show Cause	SC	35	▼	-48.5%	-33
	Felony	F	32	▼	-13.5%	-5
	Civil Violation	CV	19	▲	+26.7%	+4
	Capias	CA	17	▲	+750.0%	+15
	Restricted Operators License	RL	0	▼	-100.0%	-1
	<b>Total</b>			<b>346</b>	<b>▼</b>	<b>-25.4%</b>
<b>Traffic</b>	Infraction	I	828	▲	+56.2%	+298
	Misdemeanor	M	187	▲	+54.5%	+66
	Other	O	8	▲	-	+8
	Capias	CA	4	▲	-	+4
	Show Cause	SC	3	▲	+50.0%	+1
	Civil Violation	CV	1	▼	-50.0%	-1
	Restricted Operators License	RL	0	▼	-100.0%	-7
<b>Total</b>			<b>1,031</b>	<b>▲</b>	<b>55.7%</b>	<b>+369</b>
<b>Civil</b>	Warrant in Debt	WD	157	▲	+57.0%	+57
	Unlawful Detainer	UD	155	▼	-10.4%	-18
	Garnishment	GA	80	▼	-2.4%	-2
	Admin License	AL	23	▼	-25.8%	-8
	Preliminary Protective Order	PP	21	▼	-16.0%	-4
	Other	OT	20	▲	-25.9%	-7
	Protective Order	PO	19	▼	-13.6%	-3
	Capias	CA	4	▲	-	+4
	Show Cause	SC	4	↔	-	-
	Interrogatory	IN	3	▲	+200.0%	+2
	Bond Forfeiture	BF	1	▼	-50.0%	-1
	Detinue	DT	1	▲	-	+1
	Tenants Assertion	TA	1	▲	-	+1
	Abstract	AJ	0	▼	-100.0%	-1
<b>Total</b>			<b>489</b>	<b>▲</b>	<b>4.5%</b>	<b>+21</b>
<b>Civil Commitments</b>	Temporary Detention Order	TD	48	▲	+92.0%	+23
	Mental Commitment	MC	32	▲	-	+32
	Emergency Custody Order	EC	14	▲	+27.3%	+3
	Other	OT	0	▼	-100.0%	-1
<b>Total</b>			<b>94</b>	<b>▲</b>	<b>154.1%</b>	<b>+57</b>
<b>GRAND TOTAL</b>			<b>1,960</b>	<b>▲</b>	<b>20.2%</b>	<b>+329</b>

Dispositions by Major Case Category\*\*

Category	Summary	Change	% Change	Absolute Change
Felony	32	▼	-13.5%	-5
Garnishment	83	▲	-	0
General Civil	159	▲	+59.0%	+59
Infraction/Civil Violation	856	▲	+56.5%	+309
Involuntary Civil Commitments	0	▼	-100.0%	-1
Landlord /Tenant	156	▲	-9.8%	-17
Misdemeanor	430	▼	-8.5%	-40
Other	204	▲	+17.9%	+31

\* Compared to same time period as previous year  
 7/11/2024 12:28:24PM

\*\* Case Type Categories are defined in the 2017 Virginia Judicial Workload Assessment  
 Source: SCV-SQL-Information

**CPSS - GCMS CASELOAD STATISTICS OF THE GENERAL DISTRICT COURTS**  
January 2024 thru June 2024 Dispositions (Compared to January 2023 thru June 2023)

---

Protective Orders	40	▼	-14.9%	-7
<b>GRAND TOTAL</b>	<b>1,960</b>	▲	20.2%	+329

---

\* Compared to same time period as previous year  
7/11/2024 12:28:24PM

\*\* Case Type Categories are defined in the 2017 Virginia Judicial Workload Assessment  
Source: SCV-SQL-Information

2024 Overall GRAND TOTAL		Distribution of Caseload			Change*		Percentage (%) of Caseload		
<b>7,930</b>	+315 4.1%	<b>Criminal</b>	1,003	13%	24.4% ▲	+197	<b>Criminal</b>	2023 10.6%	2024 12.6%
2024		<b>Traffic</b>	5,889	74%	0.9% ▲	+55	<b>Traffic</b>	76.6%	74.3%
2023		<b>Civil</b>	893	11%	3.5% ▲	+30	<b>Civil</b>	11.3%	11.3%
		<b>Civil Commitments</b>	145	2%	29.5% ▲	+33	<b>Civil Commitments</b>	1.5%	1.8%
		<b>GRAND TOTAL</b>	<b>7,930</b>	100%	4.1% ▲	+315	<b>GRAND TOTAL</b>	100%	100%

**Dispositions by Division & Code**

Division	Case Type Description	Code	Summary	Change	% Change	Absolute Change
<b>Criminal</b>	Misdemeanor	M	703	▲	+52.2%	+241
	Felony	F	152	▼	-27.3%	-57
	Capias	CA	91	▲	+15.2%	+12
	Show Cause	SC	45	▲	+60.7%	+17
	Civil Violation	CV	12	▼	-55.6%	-15
	Restricted Operators License	RL	0	▼	-100.0%	-1
	<b>Total</b>			<b>1,003</b>	<b>▲</b>	<b>24.4%</b>
<b>Traffic</b>	Infraction	I	4,867	▼	-2.9%	-144
	Misdemeanor	M	978	▲	+26.8%	+207
	Capias	CA	15	▼	-6.3%	-1
	Civil Violation	CV	10	▲	+11.1%	+1
	Felony	F	9	▼	-18.2%	-2
	Show Cause	SC	8	▼	-50.0%	-8
	Restricted Operators License	RL	2	▲	-	+2
<b>Total</b>			<b>5,889</b>	<b>▲</b>	<b>0.9%</b>	<b>+55</b>
<b>Civil</b>	Warrant in Debt	WD	399	▲	+12.7%	+45
	Garnishment	GA	255	▲	+19.2%	+41
	Unlawful Detainer	UD	61	▼	-33.0%	-30
	Other	OT	46	▼	-27.0%	-17
	Detinue	DT	28	▲	+40.0%	+8
	Protective Order	PO	28	▼	-9.7%	-3
	Preliminary Protective Order	PP	27	▼	-20.6%	-7
	Admin License	AL	18	▲	+38.5%	+5
	Abstract	AJ	10	▲	+233.3%	+7
	Bond Forfeiture	BF	10	▼	-54.5%	-12
	Show Cause	SC	5	↔	-	-
	Interrogatory	IN	3	▼	-25.0%	-1
	Cross Claim	CR	1	▲	-	+1
	Motion for Judgment	MJ	1	↔	-	-
	Petition-Restore Arms	PR	1	▼	-66.7%	-2
	Counter Claim	CC	0	▼	-100.0%	-1
	Impoundment	IM	0	▼	-100.0%	-3
Tenants Assertion	TA	0	▼	-100.0%	-1	
<b>Total</b>			<b>893</b>	<b>▲</b>	<b>3.5%</b>	<b>+30</b>
<b>Civil Commitments</b>	Temporary Detention Order	TD	79	▲	+23.4%	+15
	Emergency Custody Order	EC	66	▲	+37.5%	+18
<b>Total</b>			<b>145</b>	<b>▲</b>	<b>29.5%</b>	<b>+33</b>
<b>GRAND TOTAL</b>			<b>7,930</b>	<b>▲</b>	<b>4.1%</b>	<b>+315</b>

**Dispositions by Major Case Category\*\***

Category	Summary	Change	% Change	Absolute Change
Felony	161	▼	-26.8%	-59
Garnishment	258	▼	+18.3%	+40
General Civil	429	▼	+12.9%	+49
Infraction/Civil Violation	4,889	▼	-3.1%	-158
Landlord /Tenant	61	▼	-33.7%	-31
Misdemeanor	1,683	▲	+36.4%	+449
Other	394	▲	+9.7%	+35

\* Compared to same time period as previous year  
 7/11/2024 12:28:24PM

\*\* Case Type Categories are defined in the 2017 Virginia Judicial Workload Assessment  
 Source: SCV-SQL-Information

**CPSS - GCMS CASELOAD STATISTICS OF THE GENERAL DISTRICT COURTS**  
January 2024 thru June 2024 Dispositions (Compared to January 2023 thru June 2023)

---

Protective Orders	55	▼	-15.4%	-10
<b>GRAND TOTAL</b>	<b>7,930</b>	▲	4.1%	+315

---

\* Compared to same time period as previous year  
7/11/2024 12:28:24PM

\*\* Case Type Categories are defined in the 2017 Virginia Judicial Workload Assessment  
Source: SCV-SQL-Information

2024 Overall GRAND TOTAL		Distribution of Caseload			Change*		Percentage (%) of Caseload		
<b>5,582</b>	+450 8.8%	<b>Criminal</b>	1,276	23%	39.1% ▲	+359	<b>Criminal</b>	2023 17.9%	2024 22.9%
2024		<b>Traffic</b>	3,289	59%	2.1% ▲	+69	<b>Traffic</b>	62.7%	58.9%
2023		<b>Civil</b>	786	14%	2.3% ▲	+18	<b>Civil</b>	15.0%	14.1%
		<b>Civil Commitments</b>	231	4%	1.8% ▲	+4	<b>Civil Commitments</b>	4.4%	4.1%
		<b>GRAND TOTAL</b>	<b>5,582</b>	100%	8.8% ▲	+450	<b>GRAND TOTAL</b>	100%	100%

Dispositions by Division & Code

Division	Case Type Description	Code	Summary	Change	% Change	Absolute Change
<b>Criminal</b>	Misdemeanor	M	663	▲	+32.3%	+162
	Felony	F	383	▲	+57.6%	+140
	Capias	CA	183	▲	+40.8%	+53
	Civil Violation	CV	26	▲	+44.4%	+8
	Show Cause	SC	21	▼	-16.0%	-4
	<b>Total</b>			<b>1,276</b>	▲	<b>39.1%</b>
<b>Traffic</b>	Infraction	I	2,589	▼	-4.0%	-107
	Misdemeanor	M	646	▲	+34.6%	+166
	Civil Violation	CV	22	▲	+633.3%	+19
	Capias	CA	18	▼	-35.7%	-10
	Felony	F	13	▲	+30.0%	+3
	Show Cause	SC	1	▼	-66.7%	-2
	<b>Total</b>			<b>3,289</b>	▲	<b>2.1%</b>
<b>Civil</b>	Warrant in Debt	WD	268	▲	+28.2%	+59
	Unlawful Detainer	UD	160	▼	-31.3%	-73
	Garnishment	GA	147	▲	+42.7%	+44
	Other	OT	55	▼	+1.9%	+1
	Preliminary Protective Order	PP	41	▲	+28.1%	+9
	Protective Order	PO	40	▲	+29.0%	+9
	Bond Forfeiture	BF	24	▼	-57.9%	-33
	Admin License	AL	22	▲	+10.0%	+2
	Show Cause	SC	12	▲	+71.4%	+5
	Detinue	DT	9	↔		-
	Abstract	AJ	3	▲	+200.0%	+2
	Impoundment	IM	2	▼	-60.0%	-3
	Overweight	OC	1	▼	-75.0%	-3
	Restricted Operators License	RL	1	↔		-
	Tenants Assertion	TA	1	▲	-	+1
	Counter Claim	CC	0	▼	-100.0%	-1
	Interrogatory	IN	0	▼	-100.0%	-1
<b>Total</b>			<b>786</b>	▲	<b>2.3%</b>	<b>+18</b>
<b>Civil Commitments</b>	Mental Commitment	MC	199	▲	+1.5%	+3
	Temporary Detention Order	TD	18	▼	-21.7%	-5
	Emergency Custody Order	EC	13	▲	+116.7%	+7
	Other	OT	1	▼	-50.0%	-1
<b>Total</b>			<b>231</b>	▲	<b>1.8%</b>	<b>+4</b>
<b>GRAND TOTAL</b>			<b>5,582</b>	▲	8.8%	+450

Dispositions by Major Case Category\*\*

Category	Summary	Change	% Change	Absolute Change
Felony	396	▲	+56.5%	+143
Garnishment	147	▼	+41.3%	+43
General Civil	278	▼	+25.8%	+57
Infraction/Civil Violation	2,638	▲	-3.1%	-83
Involuntary Civil Commitments	1	▼	-50.0%	-1
Landlord /Tenant	161	▲	-30.9%	-72
Misdemeanor	1,310	▲	+33.4%	+328

\* Compared to same time period as previous year  
 7/11/2024 12:28:24PM

\*\* Case Type Categories are defined in the 2017 Virginia Judicial Workload Assessment  
 Source: SCV-SQL-Information

**CPSS - GCMS CASELOAD STATISTICS OF THE GENERAL DISTRICT COURTS**

January 2024 thru June 2024 Dispositions (Compared to January 2023 thru June 2023)

---

Other	570	▲	+3.1%	+17
Protective Orders	81	▲	+28.6%	+18
<b><i>GRAND TOTAL</i></b>	<b><u>5,582</u></b>	▲	8.8%	+450

---

\* Compared to same time period as previous year  
7/11/2024 12:28:24PM

\*\* Case Type Categories are defined in the 2017 Virginia Judicial Workload Assessment  
Source: SCV-SQL-Information



2024 Overall GRAND TOTAL		Distribution of Caseload			Change*		Percentage (%) of Caseload		
<b>11,849</b>	+2,633 28.6%	<b>Criminal</b>	1,027	9%	46.9% ▲	+328	<b>Criminal</b>	2023 7.6%	2024 8.7%
2024		<b>Traffic</b>	9,183	78%	27.4% ▲	+1,976	<b>Traffic</b>	78.2%	77.5%
2023		<b>Civil</b>	1,000	8%	41.2% ▲	+292	<b>Civil</b>	7.7%	8.4%
		<b>Civil Commitments</b>	639	5%	6.1% ▲	+37	<b>Civil Commitments</b>	6.5%	5.4%
		<b>GRAND TOTAL</b>	<b>11,849</b>	100%	28.6% ▲	+2,633	<b>GRAND TOTAL</b>	100%	100%

**Dispositions by Division & Code**

Division	Case Type Description	Code	Summary	Change	% Change	Absolute Change
<b>Criminal</b>	Misdemeanor	M	597	▲	+38.5%	+166
	Felony	F	243	▲	+76.1%	+105
	Capias	CA	136	▲	+41.7%	+40
	Show Cause	SC	34	▲	+47.8%	+11
	Civil Violation	CV	17	▲	+54.5%	+6
	<b>Total</b>			<b>1,027</b>	<b>▲</b>	<b>46.9%</b>
<b>Traffic</b>	Infraction	I	6,849	▲	+22.6%	+1,262
	Misdemeanor	M	2,216	▲	+46.1%	+699
	Capias	CA	71	▲	+6.0%	+4
	Show Cause	SC	30	▼	-3.2%	-1
	Civil Violation	CV	9	▲	+800.0%	+8
	Felony	F	8	▲	+100.0%	+4
<b>Total</b>			<b>9,183</b>	<b>▲</b>	<b>27.4%</b>	<b>+1,976</b>
<b>Civil</b>	Warrant in Debt	WD	381	▲	+37.1%	+103
	Garnishment	GA	326	▲	+81.1%	+146
	Other	OT	96	▲	+45.5%	+30
	Unlawful Detainer	UD	92	▼	-8.9%	-9
	Protective Order	PO	36	▲	+111.8%	+19
	Preliminary Protective Order	PP	33	▲	+3.1%	+1
	Admin License	AL	9	▲	+50.0%	+3
	Detinue	DT	8	▼	-27.3%	-3
	Show Cause	SC	6	▲	+500.0%	+5
	Abstract	AJ	4	▲	+100.0%	+2
	Impoundment	IM	3	▼	-57.1%	-4
	Bond Forfeiture	BF	2	▲	-	+2
	Restricted Operators License	RL	2	▲	+100.0%	+1
	Interrogatory	IN	1	↔	-	-
	Overweight	OC	1	▲	-	+1
	Motion for Judgment	MJ	0	▼	-100.0%	-1
	Petition-Restore Arms	PR	0	▼	-100.0%	-4
<b>Total</b>			<b>1,000</b>	<b>▲</b>	<b>41.2%</b>	<b>+292</b>
<b>Civil Commitments</b>	Mental Commitment	MC	519	▲	+11.4%	+53
	Temporary Detention Order	TD	43	▼	-12.2%	-6
	Emergency Custody Order	EC	39	▲	+18.2%	+6
	Other	OT	36	▼	-32.1%	-17
	Medical Emergency Temporary Detention Order	MT	2	▲	-	+2
	Petition	PT	0	▼	-100.0%	-1
<b>Total</b>			<b>639</b>	<b>▲</b>	<b>6.1%</b>	<b>+37</b>
<b>GRAND TOTAL</b>			<b>11,849</b>	<b>▲</b>	<b>28.6%</b>	<b>+2,633</b>

**Dispositions by Major Case Category\*\***

Category	Summary	Change	% Change	Absolute Change
Felony	251	▲	+76.8%	+109
Garnishment	327	▲	+80.7%	+146
General Civil	391	▼	+31.6%	+94
Infraction/Civil Violation	6,876	▲	+22.8%	+1,277
Involuntary Civil Commitments	36	▼	-33.3%	-18
Landlord /Tenant	92	▼	-8.9%	-9

\* Compared to same time period as previous year  
 7/11/2024 12:28:24PM

\*\* Case Type Categories are defined in the 2017 Virginia Judicial Workload Assessment  
 Source: SCV-SQL-Information

**CPSS - GCMS CASELOAD STATISTICS OF THE GENERAL DISTRICT COURTS**

January 2024 thru June 2024 Dispositions (Compared to January 2023 thru June 2023)

Misdemeanor	2,815	▲	+44.4%	+866
Other	992	▲	+17.5%	+148
Protective Orders	69	▲	+40.8%	+20
<b>GRAND TOTAL</b>	<b>11,849</b>	▲	28.6%	+2,633

\* Compared to same time period as previous year  
7/11/2024 12:28:24PM

\*\* Case Type Categories are defined in the 2017 Virginia Judicial Workload Assessment  
Source: SCV-SQL-Information

2024 Overall GRAND TOTAL		Distribution of Caseload			Change*		Percentage (%) of Caseload		
<b>10,415</b>	-975 -8.6%	<b>Criminal</b>	1,319	13%	9.8% ▲	+118	<b>Criminal</b>	2023 10.5%	2024 12.7%
2024		<b>Traffic</b>	7,726	74%	-13.6% ▼	-1,220	<b>Traffic</b>	78.5%	74.2%
2023		<b>Civil</b>	1,257	12%	15.5% ▲	+169	<b>Civil</b>	9.6%	12.1%
		<b>Civil Commitments</b>	113	1%	-27.1% ▼	-42	<b>Civil Commitments</b>	1.4%	1.1%
		<b>GRAND TOTAL</b>	<b>10,415</b>	100%	-8.6% ▼	-975	<b>GRAND TOTAL</b>	100%	100%

**Dispositions by Division & Code**

Division	Case Type Description	Code	Summary	Change	% Change	Absolute Change
<b>Criminal</b>	Misdemeanor	M	661	▲	+9.8%	+59
	Felony	F	437	▲	+20.7%	+75
	Capias	CA	145	▼	-6.5%	-10
	Show Cause	SC	60	▼	-7.7%	-5
	Civil Violation	CV	16	▼	-5.9%	-1
	<b>Total</b>			<b>1,319</b>	<b>▲</b>	<b>9.8%</b>
<b>Traffic</b>	Infraction	I	6,857	▼	-13.6%	-1,075
	Misdemeanor	M	828	▼	-15.8%	-155
	Felony	F	21	▲	+31.3%	+5
	Capias	CA	14	▲	+75.0%	+6
	Show Cause	SC	6	▲	+50.0%	+2
	Civil Violation	CV	0	▼	-100.0%	-3
	<b>Total</b>			<b>7,726</b>	<b>▼</b>	<b>-13.6%</b>
<b>Civil</b>	Warrant in Debt	WD	542	▲	+29.4%	+123
	Garnishment	GA	413	▲	+27.9%	+90
	Unlawful Detainer	UD	102	▼	-19.0%	-24
	Other	OT	84	▲	+1.2%	+1
	Preliminary Protective Order	PP	32	▼	-15.8%	-6
	Protective Order	PO	31	▼	-29.5%	-13
	Admin License	AL	15	▼	-16.7%	-3
	Impoundment	IM	14	▲	+250.0%	+10
	Abstract	AJ	9	↔		-
	Detinue	DT	8	▼	-27.3%	-3
	Petition-Restore Arms	PR	2	▲	+100.0%	+1
	Bond Forfeiture	BF	1	▼	-83.3%	-5
	Capias	CA	1	▲	-	+1
	Interrogatory	IN	1	▼	-66.7%	-2
	Overweight	OC	1	▼	-50.0%	-1
	Show Cause	SC	1	↔		-
<b>Total</b>			<b>1,257</b>	<b>▲</b>	<b>15.5%</b>	<b>+169</b>
<b>Civil Commitments</b>	Temporary Detention Order	TD	61	▼	-24.7%	-20
	Emergency Custody Order	EC	52	▼	-29.7%	-22
	<b>Total</b>		<b>113</b>	<b>▼</b>	<b>-27.1%</b>	<b>-42</b>
<b>GRAND TOTAL</b>			<b>10,415</b>	<b>▼</b>	<b>-8.6%</b>	<b>-975</b>

**Dispositions by Major Case Category\*\***

Category	Summary	Change	% Change	Absolute Change
Felony	458	▲	+21.2%	+80
Garnishment	414	▼	+27.0%	+88
General Civil	556	▲	+29.0%	+125
Infraction/Civil Violation	6,874	▼	-13.6%	-1,080
Landlord /Tenant	102	▼	-19.0%	-24
Misdemeanor	1,489	▼	-6.1%	-96
Other	459	▲	-9.6%	-49
Protective Orders	63	▼	-23.2%	-19
<b>GRAND TOTAL</b>	<b>10,415</b>	<b>▼</b>	<b>-8.6%</b>	<b>-975</b>

\* Compared to same time period as previous year  
 7/11/2024 12:28:24PM

\*\* Case Type Categories are defined in the 2017 Virginia Judicial Workload Assessment  
 Source: SCV-SQL-Information



2024 Overall GRAND TOTAL		Distribution of Caseload			Change*		Percentage (%) of Caseload		
<b>3,024</b>	+673 28.6%	<b>Criminal</b>	632	21%	24.4% ▲	+124	<b>Criminal</b>	2023 21.6%	2024 20.9%
2024		<b>Traffic</b>	1,667	55%	47.0% ▲	+533	<b>Traffic</b>	48.2%	55.1%
2023		<b>Civil</b>	710	23%	6.1% ▲	+41	<b>Civil</b>	28.5%	23.5%
		<b>Civil Commitments</b>	15	0%	-62.5% ▼	-25	<b>Civil Commitments</b>	1.7%	0.5%
		<b>GRAND TOTAL</b>	<b>3,024</b>	100%	28.6% ▲	+673	<b>GRAND TOTAL</b>	100%	100%

**Dispositions by Division & Code**

Division	Case Type Description	Code	Summary	Change	% Change	Absolute Change
<b>Criminal</b>	Misdemeanor	M	287	▲	+1.4%	+4
	Felony	F	127	↔		-
	Show Cause	SC	125	▲	+635.3%	+108
	Capias	CA	75	▲	+11.9%	+8
	Civil Violation	CV	18	▲	+28.6%	+4
	<b>Total</b>			<b>632</b>	<b>▲</b>	<b>24.4%</b>
<b>Traffic</b>	Infraction	I	969	▲	+7.1%	+64
	Show Cause	SC	424	▲	+5,200.0%	+416
	Misdemeanor	M	213	▲	+8.1%	+16
	Capias	CA	55	▲	+175.0%	+35
	Felony	F	5	▲	+66.7%	+2
	Civil Violation	CV	1	▲	-	+1
	Restricted Operators License	RL	0	▼	-100.0%	-1
	<b>Total</b>			<b>1,667</b>	<b>▲</b>	<b>47.0%</b>
<b>Civil</b>	Warrant in Debt	WD	423	▲	+5.0%	+20
	Garnishment	GA	148	▲	+9.6%	+13
	Other	OT	57	▲	+50.0%	+19
	Preliminary Protective Order	PP	28	▲	+16.7%	+4
	Protective Order	PO	14	▼	-30.0%	-6
	Unlawful Detainer	UD	9	▼	-47.1%	-8
	Bond Forfeiture	BF	8	▼	-11.1%	-1
	Impoundment	IM	6	▼	-14.3%	-1
	Abstract	AJ	5	▲	+150.0%	+3
	Admin License	AL	3	▼	-50.0%	-3
	Overweight	OC	3	▲	+200.0%	+2
	Detinue	DT	2	▲	+100.0%	+1
	Motion for Judgment	MJ	2	▲	-	+2
	Show Cause	SC	1	▼	-83.3%	-5
	Tenants Assertion	TA	1	▲	-	+1
<b>Total</b>			<b>710</b>	<b>▲</b>	<b>6.1%</b>	<b>+41</b>
<b>Civil Commitments</b>	Temporary Detention Order	TD	9	▼	-60.9%	-14
	Emergency Custody Order	EC	6	▼	-64.7%	-11
<b>Total</b>			<b>15</b>	<b>▼</b>	<b>-62.5%</b>	<b>-25</b>
<b>GRAND TOTAL</b>			<b>3,024</b>	<b>▲</b>	<b>28.6%</b>	<b>+673</b>

**Dispositions by Major Case Category\*\***

Category	Summary	Change	% Change	Absolute Change
Felony	132	▲	+1.5%	+2
Garnishment	148	▲	+9.6%	+13
General Civil	431	▲	+5.9%	+24
Infraction/Civil Violation	991	▲	+7.7%	+71
Landlord /Tenant	10	▲	-41.2%	-7
Misdemeanor	500	▼	+4.0%	+19
Other	770	▲	+254.8%	+553
Protective Orders	42	▼	-4.5%	-2
<b>GRAND TOTAL</b>	<b>3,024</b>	<b>▲</b>	<b>28.6%</b>	<b>+673</b>

\* Compared to same time period as previous year  
 7/11/2024 12:28:24PM

\*\* Case Type Categories are defined in the 2017 Virginia Judicial Workload Assessment  
 Source: SCV-SQL-Information



2024 Overall GRAND TOTAL		Distribution of Caseload		Change*		Percentage (%) of Caseload			
<b>1,196</b>	-254 -17.5%	<b>Criminal</b>	364	30%	11.3% ▲	+37	<b>Criminal</b>	2023 22.6%	2024 30.4%
2024		<b>Traffic</b>	399	33%	-44.7% ▼	-323	<b>Traffic</b>	49.8%	33.4%
2023		<b>Civil</b>	342	29%	10.0% ▲	+31	<b>Civil</b>	21.4%	28.6%
		<b>Civil Commitments</b>	91	8%	1.1% ▲	+1	<b>Civil Commitments</b>	6.2%	7.6%
		<b>GRAND TOTAL</b>	<b>1,196</b>	100%	-17.5% ▼	-254	<b>GRAND TOTAL</b>	100%	100%

**Dispositions by Division & Code**

Division	Case Type Description	Code	Summary	Change	% Change	Absolute Change	
<b>Criminal</b>	Misdemeanor	M	178	▼	-4.3%	-8	
	Felony	F	124	▲	+40.9%	+36	
	Capias	CA	46	▲	+9.5%	+4	
	Show Cause	SC	11	▲	+175.0%	+7	
	Civil Violation	CV	3	▼	-50.0%	-3	
	Restricted Operators License	RL	2	▲	+100.0%	+1	
	<b>Total</b>			<b>364</b>	<b>▲</b>	<b>11.3%</b>	<b>+37</b>
<b>Traffic</b>	Infraction	I	313	▼	-46.3%	-270	
	Misdemeanor	M	76	▼	-36.1%	-43	
	Capias	CA	10	▼	-41.2%	-7	
	Felony	F	0	▼	-100.0%	-1	
	Show Cause	SC	0	▼	-100.0%	-2	
	<b>Total</b>			<b>399</b>	<b>▼</b>	<b>-44.7%</b>	<b>-323</b>
<b>Civil</b>	Warrant in Debt	WD	166	▲	+23.0%	+31	
	Garnishment	GA	104	▲	+79.3%	+46	
	Unlawful Detainer	UD	19	▲	+35.7%	+5	
	Other	OT	17	▼	-48.5%	-16	
	Impoundment	IM	10	▼	-28.6%	-4	
	Show Cause	SC	8	▼	-11.1%	-1	
	Protective Order	PO	6	▼	-76.0%	-19	
	Detinue	DT	5	↔		-	
	Admin License	AL	3	▼	-40.0%	-2	
	Preliminary Protective Order	PP	3	▼	-76.9%	-10	
	Petition-Restore Arms	PR	1	▲	-	+1	
	<b>Total</b>			<b>342</b>	<b>▲</b>	<b>10.0%</b>	<b>+31</b>
	<b>Civil Commitments</b>	Mental Commitment	MC	53	▲	+26.2%	+11
Temporary Detention Order		TD	24	▼	-20.0%	-6	
Emergency Custody Order		EC	11	▼	-35.3%	-6	
Other		OT	3	▲	+200.0%	+2	
<b>Total</b>			<b>91</b>	<b>▲</b>	<b>1.1%</b>	<b>+1</b>	
<b>GRAND TOTAL</b>			<b>1,196</b>	<b>▼</b>	<b>-17.5%</b>	<b>-254</b>	

**Dispositions by Major Case Category\*\***

Category	Summary	Change	% Change	Absolute Change
Felony	124	▼	+39.3%	+35
Garnishment	104	▲	+79.3%	+46
General Civil	176	▲	+19.7%	+29
Infraction/Civil Violation	316	▼	-46.3%	-273
Involuntary Civil Commitments	3	▲	+200.0%	+2
Landlord /Tenant	19	▲	+35.7%	+5
Misdemeanor	256	▲	-16.3%	-50
Other	189	▼	-9.1%	-19
Protective Orders	9	▼	-76.3%	-29
<b>GRAND TOTAL</b>	<b>1,196</b>	<b>▼</b>	<b>-17.5%</b>	<b>-254</b>

\* Compared to same time period as previous year  
 7/11/2024 12:28:24PM

\*\* Case Type Categories are defined in the 2017 Virginia Judicial Workload Assessment  
 Source: SCV-SQL-Information

2024 Overall GRAND TOTAL		Distribution of Caseload			Change*		Percentage (%) of Caseload			
<b>3,320</b>	+12 0.4%	<b>Criminal</b>	837	25%	-2.4%	▼	-21	<b>Criminal</b>	2023 25.9%	2024 25.2%
2024	↑	<b>Traffic</b>	1,511	46%	-7.3%	▼	-119	<b>Traffic</b>	49.3%	45.5%
2023		<b>Civil</b>	802	24%	34.8%	▲	+207	<b>Civil</b>	18.0%	24.2%
		<b>Civil Commitments</b>	170	5%	-24.4%	▼	-55	<b>Civil Commitments</b>	6.8%	5.1%
		<b>GRAND TOTAL</b>	<b>3,320</b>	100%	0.4%	▲	+12	<b>GRAND TOTAL</b>	100%	100%

Dispositions by Division & Code

Division	Case Type Description	Code	Summary	Change	% Change	Absolute Change
<b>Criminal</b>	Misdemeanor	M	320	▲	+18.1%	+49
	Felony	F	268	▼	-20.0%	-67
	Show Cause	SC	159	▼	-5.9%	-10
	Capias	CA	86	▲	+16.2%	+12
	Civil Violation	CV	4	▼	-55.6%	-5
	<b>Total</b>			<b>837</b>	▼	<b>-2.4%</b>
<b>Traffic</b>	Infraction	I	706	▼	-16.8%	-143
	Show Cause	SC	532	▼	-0.4%	-2
	Misdemeanor	M	205	▲	+15.8%	+28
	Capias	CA	57	↔		-
	Felony	F	8	↔		-
	Restricted Operators License	RL	2	↔		-
	Civil Violation	CV	1	▼	-66.7%	-2
	<b>Total</b>			<b>1,511</b>	▼	<b>-7.3%</b>
<b>Civil</b>	Warrant in Debt	WD	434	▲	+52.8%	+150
	Garnishment	GA	187	▲	+38.5%	+52
	Other	OT	64	▲	+42.2%	+19
	Unlawful Detainer	UD	33	▼	-8.3%	-3
	Preliminary Protective Order	PP	32	▲	+23.1%	+6
	Bond Forfeiture	BF	27	▼	-18.2%	-6
	Admin License	AL	5	▲	+150.0%	+3
	Overweight	OC	5	▼	-16.7%	-1
	Protective Order	PO	5	▼	-44.4%	-4
	Detinue	DT	3	▼	-40.0%	-2
	Interrogatory	IN	2	↔		-
	Petition-Restore Arms	PR	2	▲	-	+2
	Abstract	AJ	1	▼	-83.3%	-5
	Impoundment	IM	1	▼	-66.7%	-2
	Motion for Judgment	MJ	1	▲	-	+1
	Show Cause	SC	0	▼	-100.0%	-3
<b>Total</b>			<b>802</b>	▲	<b>34.8%</b>	<b>+207</b>
<b>Civil Commitments</b>	Mental Commitment	MC	130	▼	-29.3%	-54
	Temporary Detention Order	TD	21	▼	-16.0%	-4
	Emergency Custody Order	EC	14	▲	+27.3%	+3
	Other	OT	5	↔		-
<b>Total</b>			<b>170</b>	▼	<b>-24.4%</b>	<b>-55</b>
<b>GRAND TOTAL</b>			<b>3,320</b>	▲	0.4%	+12

Dispositions by Major Case Category\*\*

Category	Summary	Change	% Change	Absolute Change
Felony	276	▼	-19.5%	-67
Garnishment	189	▲	+38.0%	+52
General Civil	446	▲	+53.8%	+156
Infraction/Civil Violation	716	▼	-17.4%	-151
Involuntary Civil Commitments	5	↔		0
Landlord /Tenant	33	▼	-8.3%	-3
Misdemeanor	527	▲	+17.1%	+77

\* Compared to same time period as previous year  
 7/11/2024 12:28:24PM

\*\* Case Type Categories are defined in the 2017 Virginia Judicial Workload Assessment  
 Source: SCV-SQL-Information






**CPSS - GCMS CASELOAD STATISTICS OF THE GENERAL DISTRICT COURTS**

January 2024 thru June 2024 Dispositions (Compared to January 2023 thru June 2023)

Other	1,091	▼	-4.7%	-54
Protective Orders	37	▼	+5.7%	+2
<b>GRAND TOTAL</b>	<b>3,320</b>	▲	0.4%	+12

\* Compared to same time period as previous year  
7/11/2024 12:28:24PM

\*\* Case Type Categories are defined in the 2017 Virginia Judicial Workload Assessment  
Source: SCV-SQL-Information

2024 Overall GRAND TOTAL		Distribution of Caseload			Change*		Percentage (%) of Caseload		
<b>5,054</b>	-123 -2.4%	<b>Criminal</b>	1,602	32%	9.1% ▲	+133	<b>Criminal</b>	2023 28.4%	2024 31.7%
2024 		<b>Traffic</b>	2,188	43%	-14.2% ▼	-363	<b>Traffic</b>	49.3%	43.3%
2023 		<b>Civil</b>	1,198	24%	10.2% ▲	+111	<b>Civil</b>	21.0%	23.7%
		<b>Civil Commitments</b>	66	1%	-5.7% ▼	-4	<b>Civil Commitments</b>	1.4%	1.3%
		<b>GRAND TOTAL</b>	<b>5,054</b>	100%	-2.4% ▼	-123	<b>GRAND TOTAL</b>	100%	100%

**Dispositions by Division & Code**

Division	Case Type Description	Code	Summary	Change	% Change	Absolute Change
<b>Criminal</b>	Misdemeanor	M	991	▲	+13.4%	+117
	Felony	F	363	▲	+14.2%	+45
	Capias	CA	162	▼	-13.4%	-25
	Civil Violation	CV	64	▲	+6.7%	+4
	Show Cause	SC	21	▼	-30.0%	-9
	Restricted Operators License	RL	1	▲	-	+1
	<b>Total</b>			<b>1,602</b>	<b>▲</b>	<b>9.1%</b>
<b>Traffic</b>	Infraction	I	1,681	▼	-16.5%	-332
	Misdemeanor	M	451	▼	-6.2%	-30
	Capias	CA	37	▲	+2.8%	+1
	Felony	F	13	▲	+8.3%	+1
	Show Cause	SC	3	▼	-62.5%	-5
	Restricted Operators License	RL	2	▲	+100.0%	+1
	Civil Violation	CV	1	▲	-	+1
<b>Total</b>			<b>2,188</b>	<b>▼</b>	<b>-14.2%</b>	<b>-363</b>
<b>Civil</b>	Warrant in Debt	WD	449	▲	+16.6%	+64
	Garnishment	GA	298	▲	+21.6%	+53
	Unlawful Detainer	UD	144	▲	+33.3%	+36
	Other	OT	102	▼	-3.8%	-4
	Detinue	DT	49	▼	-22.2%	-14
	Bond Forfeiture	BF	45	▼	-23.7%	-14
	Preliminary Protective Order	PP	44	▲	+29.4%	+10
	Protective Order	PO	26	▲	+136.4%	+15
	Impoundment	IM	20	▼	-37.5%	-12
	Admin License	AL	9	▼	-40.0%	-6
	Abstract	AJ	4	▼	-55.6%	-5
	Interrogatory	IN	2	▼	-75.0%	-6
	Motion for Judgment	MJ	2	↔	-	-
	Petition-Restore Arms	PR	2	▲	+100.0%	+1
Counter Claim	CC	1	▼	-66.7%	-2	
Show Cause	SC	1	▼	-83.3%	-5	
<b>Total</b>			<b>1,198</b>	<b>▲</b>	<b>10.2%</b>	<b>+111</b>
<b>Civil Commitments</b>	Temporary Detention Order	TD	39	▼	-20.4%	-10
	Emergency Custody Order	EC	26	▲	+44.4%	+8
	Mental Commitment	MC	1	▼	-66.7%	-2
<b>Total</b>			<b>66</b>	<b>▼</b>	<b>-5.7%</b>	<b>-4</b>
<b>GRAND TOTAL</b>			<b>5,054</b>	<b>▼</b>	<b>-2.4%</b>	<b>-123</b>

**Dispositions by Major Case Category\*\***

Category	Summary	Change	% Change	Absolute Change
Felony	376	▲	+13.9%	+46
Garnishment	300	▼	+18.6%	+47
General Civil	509	▲	+10.7%	+49
Infraction/Civil Violation	1,746	▲	-15.8%	-327
Landlord /Tenant	144	▲	+33.3%	+36
Misdemeanor	1,445	▲	+6.6%	+89
Other	464	▼	-15.9%	-88

\* Compared to same time period as previous year  
 7/11/2024 12:28:24PM

\*\* Case Type Categories are defined in the 2017 Virginia Judicial Workload Assessment  
 Source: SCV-SQL-Information

**CPSS - GCMS CASELOAD STATISTICS OF THE GENERAL DISTRICT COURTS**  
January 2024 thru June 2024 Dispositions (Compared to January 2023 thru June 2023)

---

Protective Orders	70	▲	+55.6%	+25
<b>GRAND TOTAL</b>	<b>5,054</b>	▼	-2.4%	-123

---

\* Compared to same time period as previous year  
7/11/2024 12:28:24PM

\*\* Case Type Categories are defined in the 2017 Virginia Judicial Workload Assessment  
Source: SCV-SQL-Information

2024 Overall GRAND TOTAL		Distribution of Caseload			Change*		Percentage (%) of Caseload		
<b>2,801</b>	+201 7.7%	<b>Criminal</b>	493	18%	-28.1% ▼	-193	<b>Criminal</b>	2023 26.4%	2024 17.6%
2024	↑	<b>Traffic</b>	1,756	63%	15.7% ▲	+238	<b>Traffic</b>	58.4%	62.7%
2023		<b>Civil</b>	525	19%	41.9% ▲	+155	<b>Civil</b>	14.2%	18.7%
		<b>Civil Commitments</b>	27	1%	3.8% ▲	+1	<b>Civil Commitments</b>	1.0%	1.0%
		<b>GRAND TOTAL</b>	<b>2,801</b>	100%	7.7% ▲	+201	<b>GRAND TOTAL</b>	100%	100%

Dispositions by Division & Code

Division	Case Type Description	Code	Summary	Change	% Change	Absolute Change
<b>Criminal</b>	Misdemeanor	M	269	▼	-20.2%	-68
	Felony	F	143	▼	-38.9%	-91
	Capias	CA	50	▼	-23.1%	-15
	Show Cause	SC	23	▼	-30.3%	-10
	Civil Violation	CV	7	▼	-58.8%	-10
	Restricted Operators License	RL	1	▲	-	+1
	<b>Total</b>			<b>493</b>	▼	<b>-28.1%</b>
<b>Traffic</b>	Infraction	I	1,435	▲	+16.3%	+201
	Misdemeanor	M	281	▲	+16.6%	+40
	Capias	CA	19	▼	-26.9%	-7
	Show Cause	SC	14	▲	+7.7%	+1
	Felony	F	4	↔	-	-
	Restricted Operators License	RL	2	▲	-	+2
	Civil Violation	CV	1	▲	-	+1
<b>Total</b>			<b>1,756</b>	▲	<b>15.7%</b>	<b>+238</b>
<b>Civil</b>	Warrant in Debt	WD	187	▲	+32.6%	+46
	Garnishment	GA	136	▲	+54.5%	+48
	Other	OT	70	▲	+94.4%	+34
	Unlawful Detainer	UD	46	▲	+9.5%	+4
	Preliminary Protective Order	PP	38	▲	+137.5%	+22
	Protective Order	PO	29	▲	+93.3%	+14
	Detinue	DT	6	▲	+20.0%	+1
	Impoundment	IM	3	↔	-	-
	Show Cause	SC	3	▼	-57.1%	-4
	Admin License	AL	2	▲	-	+2
	Overweight	OC	2	▼	-80.0%	-8
	Interrogatory	IN	1	↔	-	-
	Motion for Judgment	MJ	1	▼	-50.0%	-1
	Restricted Operators License	RL	1	▲	-	+1
	Abstract	AJ	0	▼	-100.0%	-3
Capias	CA	0	▼	-100.0%	-1	
<b>Total</b>			<b>525</b>	▲	<b>41.9%</b>	<b>+155</b>
<b>Civil Commitments</b>	Emergency Custody Order	EC	17	▲	+13.3%	+2
	Temporary Detention Order	TD	10	▼	-9.1%	-1
<b>Total</b>			<b>27</b>	▲	<b>3.8%</b>	<b>+1</b>
<b>GRAND TOTAL</b>			<b>2,801</b>	▲	7.7%	+201

Dispositions by Major Case Category\*\*

Category	Summary	Change	% Change	Absolute Change
Felony	147	▼	-38.2%	-91
Garnishment	137	▲	+53.9%	+48
General Civil	198	▼	+29.4%	+45
Infraction/Civil Violation	1,445	▲	+14.6%	+184
Landlord /Tenant	46	▲	+9.5%	+4
Misdemeanor	554	▲	-4.2%	-24
Other	207	▲	-0.5%	-1
Protective Orders	67	▲	+116.1%	+36

\* Compared to same time period as previous year  
 7/11/2024 12:28:24PM

\*\* Case Type Categories are defined in the 2017 Virginia Judicial Workload Assessment  
 Source: SCV-SQL-Information

**CPSS - GCMS CASELOAD STATISTICS OF THE GENERAL DISTRICT COURTS**

January 2024 thru June 2024 Dispositions (Compared to January 2023 thru June 2023)

---

<i><b>GRAND TOTAL</b></i>	<b>2,801</b>	▲	7.7%	+201
---------------------------	--------------	---	------	------

---

\* Compared to same time period as previous year  
7/11/2024 12:28:24PM

\*\* Case Type Categories are defined in the 2017 Virginia Judicial Workload Assessment  
Source: SCV-SQL-Information

**CPSS - GCMS CASELOAD STATISTICS OF THE GENERAL DISTRICT COURTS**  
 January 2024 thru June 2024 Dispositions (Compared to January 2023 thru June 2023)

2024 Overall GRAND TOTAL		Distribution of Caseload			Change*		Percentage (%) of Caseload		
<b>3,630</b>	-211 -5.5%	<b>Criminal</b>	591	16%	-24.0% ▼	-187	<b>Criminal</b>	20.3%	16.3%
2024		<b>Traffic</b>	2,627	72%	-4.6% ▼	-126	<b>Traffic</b>	71.7%	72.4%
2023		<b>Civil</b>	390	11%	30.4% ▲	+91	<b>Civil</b>	7.8%	10.7%
		<b>Civil Commitments</b>	22	1%	100.0% ▲	+11	<b>Civil Commitments</b>	0.3%	0.6%
		<b>GRAND TOTAL</b>	<b>3,630</b>	100%	-5.5% ▼	-211	<b>GRAND TOTAL</b>	100%	100%

**Dispositions by Division & Code**

Division	Case Type Description	Code	Summary	Change	% Change	Absolute Change
<b>Criminal</b>	Misdemeanor	M	329	▼	-16.7%	-66
	Felony	F	170	▼	-29.5%	-71
	Capias	CA	46	▼	-41.8%	-33
	Civil Violation	CV	23	▲	+9.5%	+2
	Show Cause	SC	23	▼	-42.5%	-17
	Restricted Operators License	RL	0	▼	-100.0%	-2
	<b>Total</b>			<b>591</b>	▼	<b>-24.0%</b>
<b>Traffic</b>	Infraction	I	2,107	▼	-4.0%	-88
	Misdemeanor	M	478	▼	-5.5%	-28
	Show Cause	SC	17	▲	+21.4%	+3
	Capias	CA	16	▼	-30.4%	-7
	Felony	F	8	▼	-11.1%	-1
	Civil Violation	CV	1	▼	-83.3%	-5
	<b>Total</b>			<b>2,627</b>	▼	<b>-4.6%</b>
<b>Civil</b>	Warrant in Debt	WD	159	▲	+43.2%	+48
	Garnishment	GA	151	▲	+86.4%	+70
	Unlawful Detainer	UD	20	▼	-33.3%	-10
	Other	OT	19	▼	-40.6%	-13
	Preliminary Protective Order	PP	16	↔		
	Admin License	AL	7	▲	+75.0%	+3
	Detinue	DT	7	▲	-	+7
	Protective Order	PO	6	▼	-33.3%	-3
	Abstract	AJ	2	▲	-	+2
	Restricted Operators License	RL	2	▼	-33.3%	-1
	Overweight	OC	1	▼	-50.0%	-1
	Emergency Substantial Risk Order	SR	0	▼	-100.0%	-1
	Impoundment	IM	0	▼	-100.0%	-3
	Interrogatory	IN	0	▼	-100.0%	-4
	Motion for Judgment	MJ	0	▼	-100.0%	-1
Show Cause	SC	0	▼	-100.0%	-2	
<b>Total</b>			<b>390</b>	▲	<b>30.4%</b>	<b>+91</b>
<b>Civil Commitments</b>	Emergency Custody Order	EC	11	▲	+57.1%	+4
	Temporary Detention Order	TD	10	▲	+150.0%	+6
	Mental Commitment	MC	1	▲	-	+1
<b>Total</b>			<b>22</b>	▲	<b>100.0%</b>	<b>+11</b>
<b>GRAND TOTAL</b>			<b>3,630</b>	▼	-5.5%	-211

**Dispositions by Major Case Category\*\***

Category	Summary	Change	% Change	Absolute Change
Felony	178	▼	-28.8%	-72
Garnishment	151	▼	+77.6%	+66
General Civil	167	▲	+45.2%	+52
Infraction/Civil Violation	2,132	▼	-4.1%	-92
Landlord /Tenant	20	▼	-33.3%	-10
Misdemeanor	809	▼	-10.7%	-97
New to Workload Study	0	▼	-100.0%	-1
Other	151	▲	-26.3%	-54

\* Compared to same time period as previous year  
 7/11/2024 12:28:24PM

\*\* Case Type Categories are defined in the 2017 Virginia Judicial Workload Assessment  
 Source: SCV-SQL-Information

**CPSS - GCMS CASELOAD STATISTICS OF THE GENERAL DISTRICT COURTS**  
January 2024 thru June 2024 Dispositions (Compared to January 2023 thru June 2023)

---

Protective Orders	22	▼	-12.0%	-3
<b>GRAND TOTAL</b>	<b>3,630</b>	▼	-5.5%	-211

---

---

\* Compared to same time period as previous year  
7/11/2024 12:28:24PM

\*\* Case Type Categories are defined in the 2017 Virginia Judicial Workload Assessment  
Source: SCV-SQL-Information

2024 Overall GRAND TOTAL		Distribution of Caseload			Change*		Percentage (%) of Caseload			
<b>6,057</b>	+392 6.9%	<b>Criminal</b>	1,492	25%	-1.4%	▼	-21	<b>Criminal</b>	2023 26.7%	2024 24.6%
2024	↑	<b>Traffic</b>	3,263	54%	11.1%	▲	+325	<b>Traffic</b>	51.9%	53.9%
2023		<b>Civil</b>	1,250	21%	8.7%	▲	+100	<b>Civil</b>	20.3%	20.6%
		<b>Civil Commitments</b>	52	1%	-18.8%	▼	-12	<b>Civil Commitments</b>	1.1%	0.9%
		<b>GRAND TOTAL</b>	<b>6,057</b>	100%	6.9%	▲	+392	<b>GRAND TOTAL</b>	100%	100%

**Dispositions by Division & Code**

Division	Case Type Description	Code	Summary	Change	% Change	Absolute Change
<b>Criminal</b>	Misdemeanor	M	939	▲	+2.8%	+26
	Felony	F	220	▼	-19.7%	-54
	Capias	CA	198	▼	-6.6%	-14
	Show Cause	SC	118	▲	+25.5%	+24
	Civil Violation	CV	17	▼	-15.0%	-3
	<b>Total</b>			<b>1,492</b>	▼	<b>-1.4%</b>
<b>Traffic</b>	Infraction	I	2,365	▲	+13.5%	+281
	Misdemeanor	M	797	▲	+4.7%	+36
	Show Cause	SC	48	▲	+14.3%	+6
	Capias	CA	42	▲	+7.7%	+3
	Felony	F	10	▼	-9.1%	-1
	Civil Violation	CV	1	↔		-
	<b>Total</b>			<b>3,263</b>	▲	<b>11.1%</b>
<b>Civil</b>	Warrant in Debt	WD	457	▲	+30.6%	+107
	Garnishment	GA	369	▲	+23.0%	+69
	Other	OT	141	▼	-10.8%	-17
	Unlawful Detainer	UD	135	▼	-15.1%	-24
	Preliminary Protective Order	PP	54	▲	+8.0%	+4
	Protective Order	PO	34	▲	+112.5%	+18
	Show Cause	SC	13	▼	-45.8%	-11
	Admin License	AL	12	▲	+100.0%	+6
	Detinue	DT	10	▼	-50.0%	-10
	Impoundment	IM	8	▼	-55.6%	-10
	Bond Forfeiture	BF	6	▼	-62.5%	-10
	Interrogatory	IN	3	▲	-	+3
	Overweight	OC	2	▼	-60.0%	-3
	Restricted Operators License	RL	2	▼	-50.0%	-2
	Tenants Assertion	TA	2	▲	-	+2
	Capias	CA	1	▼	-94.1%	-16
	Motion for Judgment	MJ	1	▼	-80.0%	-4
	Petition-Restore Arms	PR	0	▼	-100.0%	-2
<b>Total</b>			<b>1,250</b>	▲	<b>8.7%</b>	<b>+100</b>
<b>Civil Commitments</b>	Emergency Custody Order	EC	30	▲	+11.1%	+3
	Temporary Detention Order	TD	21	▼	-8.7%	-2
	Other	OT	1	▲	-	+1
	Mental Commitment	MC	0	▼	-100.0%	-13
	Petition	PT	0	▼	-100.0%	-1
<b>Total</b>			<b>52</b>	▼	<b>-18.8%</b>	<b>-12</b>
<b>GRAND TOTAL</b>			<b>6,057</b>	▲	6.9%	+392

**Dispositions by Major Case Category\*\***

Category	Summary	Change	% Change	Absolute Change
Felony	230	▼	-19.3%	-55
Garnishment	372	▲	+24.0%	+72
General Civil	493	▼	+17.4%	+73
Infraction/Civil Violation	2,385	▼	+13.0%	+275
Involuntary Civil Commitments	1	▲		0
Landlord /Tenant	137	▲	-13.8%	-22

\* Compared to same time period as previous year  
 7/11/2024 12:28:24PM

\*\* Case Type Categories are defined in the 2017 Virginia Judicial Workload Assessment  
 Source: SCV-SQL-Information



**CPSS - GCMS CASELOAD STATISTICS OF THE GENERAL DISTRICT COURTS**  
 January 2024 thru June 2024 Dispositions (Compared to January 2023 thru June 2023)

Misdemeanor	1,738	▼	+3.6%	+60
Other	613	▼	-5.1%	-33
Protective Orders	88	▲	+33.3%	+22
<b>GRAND TOTAL</b>	<b>6,057</b>	▲	6.9%	+392

\* Compared to same time period as previous year  
 7/11/2024 12:28:24PM

\*\* Case Type Categories are defined in the 2017 Virginia Judicial Workload Assessment  
 Source: SCV-SQL-Information

2024 Overall GRAND TOTAL		Distribution of Caseload			Change*		Percentage (%) of Caseload		
<b>62,569</b>	+10,399 19.9%	<b>Criminal</b>	10,527	17%	29.8% ▲	+2,418	<b>Criminal</b>	2023 15.5%	2024 16.8%
2024		<b>Traffic</b>	36,877	59%	20.5% ▲	+6,271	<b>Traffic</b>	58.7%	58.9%
2023		<b>Civil</b>	14,637	23%	13.0% ▲	+1,682	<b>Civil</b>	24.8%	23.4%
		<b>Civil Commitments</b>	528	1%	5.6% ▲	+28	<b>Civil Commitments</b>	1.0%	0.8%
		<b>GRAND TOTAL</b>	<b>62,569</b>	100%	19.9% ▲	+10,399	<b>GRAND TOTAL</b>	100%	100%

**Dispositions by Division & Code**

Division	Case Type Description	Code	Summary	Change	% Change	Absolute Change
<b>Criminal</b>	Misdemeanor	M	5,097	▲	+19.4%	+829
	Felony	F	2,530	▲	+27.1%	+539
	Capias	CA	2,114	▲	+76.2%	+914
	Show Cause	SC	471	▲	+19.8%	+78
	Civil Violation	CV	315	▲	+22.6%	+58
	<b>Total</b>			<b>10,527</b>	<b>▲</b>	<b>29.8%</b>
<b>Traffic</b>	Infraction	I	30,368	▲	+22.1%	+5,498
	Misdemeanor	M	6,093	▲	+13.3%	+716
	Capias	CA	138	▲	+56.8%	+50
	Civil Violation	CV	98	▲	+75.0%	+42
	Felony	F	94	▼	-16.8%	-19
	Other	O	43	▼	-21.8%	-12
	Show Cause	SC	28	▼	-15.2%	-5
	Restricted Operators License	RL	15	▲	+7.1%	+1
<b>Total</b>			<b>36,877</b>	<b>▲</b>	<b>20.5%</b>	<b>+6,271</b>
<b>Civil</b>	Warrant in Debt	WD	6,276	▲	+29.6%	+1,435
	Garnishment	GA	3,549	▲	+0.4%	+15
	Unlawful Detainer	UD	2,577	▲	+10.2%	+238
	Admin License	AL	477	↔	-	-
	Other	OT	323	▲	+3.9%	+12
	Zoning Violation	ZO	288	▼	-15.3%	-52
	Preliminary Protective Order	PP	228	▲	+7.0%	+15
	Show Cause	SC	225	▲	+6.1%	+13
	Protective Order	PO	191	▲	+4.9%	+9
	Interrogatory	IN	155	▼	-4.9%	-8
	Abstract	AJ	146	▲	+13.2%	+17
	Impoundment	IM	77	▼	-4.9%	-4
	Counter Claim	CC	25	▲	+47.1%	+8
	Overweight	OC	23	▲	+4.5%	+1
	Tenants Assertion	TA	20	▲	+33.3%	+5
	Detinue	DT	19	▼	-50.0%	-19
	Motion for Judgment	MJ	12	▼	-25.0%	-4
	Capias	CA	9	▼	-30.8%	-4
	Motor Carrier	MC	8	▲	-	+8
	Bond Forfeiture	BF	3	▼	-25.0%	-1
	Third Party Claim	TH	3	▲	+50.0%	+1
	Petition-Restore Arms	PR	2	↔	-	-
Restricted Operators License	RL	1	▼	-75.0%	-3	
<b>Total</b>			<b>14,637</b>	<b>▲</b>	<b>13.0%</b>	<b>+1,682</b>
<b>Civil Commitments</b>	Temporary Detention Order	TD	250	▲	+8.2%	+19
	Mental Commitment	MC	207	▲	+20.3%	+35
	Emergency Custody Order	EC	58	▼	-30.1%	-25
	Petition	PT	11	▲	+450.0%	+9
	Medical Emergency Custody Order	ME	1	▼	-80.0%	-4
	Medical Emergency Temporary Detention Order	MT	1	▼	-80.0%	-4
	Other	OT	0	▼	-100.0%	-2
<b>Total</b>			<b>528</b>	<b>▲</b>	<b>5.6%</b>	<b>+28</b>
<b>GRAND TOTAL</b>			<b>62,569</b>	<b>▲</b>	<b>19.9%</b>	<b>+10,399</b>

\* Compared to same time period as previous year  
 7/11/2024 12:28:24PM

\*\* Case Type Categories are defined in the 2017 Virginia Judicial Workload Assessment  
 Source: SCV-SQL-Information

**Dispositions by Major Case Category\*\***

Category	Summary	Change	% Change	Absolute Change
Felony	2,624	▲	+24.7%	+520
Garnishment	3,704	▼	+0.2%	+7
General Civil	6,494	▼	+28.2%	+1,429
Infraction/Civil Violation	30,855	▲	+22.1%	+5,595
Involuntary Civil Commitments	11	▲	+175.0%	+7
Landlord /Tenant	2,597	▲	+10.3%	+243
Misdemeanor	11,494	▼	+14.9%	+1,491
Other	4,371	▲	+32.9%	+1,083
Protective Orders	419	▲	+6.1%	+24
<b>GRAND TOTAL</b>	<b>62,569</b>	▲	19.9%	+10,399

\* Compared to same time period as previous year  
 7/11/2024 12:28:24PM

\*\* Case Type Categories are defined in the 2017 Virginia Judicial Workload Assessment  
 Source: SCV-SQL-Information

2024 Overall GRAND TOTAL		Distribution of Caseload			Change*		Percentage (%) of Caseload		
<b>7,368</b>	+1,316 21.7%	<b>Criminal</b>	561	8%	2.0% ▲	+11	<b>Criminal</b>	2023 9.1%	2024 7.6%
2024	↑	<b>Traffic</b>	5,371	73%	35.1% ▲	+1,395	<b>Traffic</b>	65.7%	72.9%
2023		<b>Civil</b>	1,383	19%	-7.1% ▼	-106	<b>Civil</b>	24.6%	18.8%
		<b>Civil Commitments</b>	53	1%	43.2% ▲	+16	<b>Civil Commitments</b>	0.6%	0.7%
		<b>GRAND TOTAL</b>	<b>7,368</b>	100%	21.7% ▲	+1,316	<b>GRAND TOTAL</b>	100%	100%

Dispositions by Division & Code

Division	Case Type Description	Code	Summary	Change	% Change	Absolute Change
<b>Criminal</b>	Misdemeanor	M	382	▲	+26.5%	+80
	Felony	F	107	▼	-33.1%	-53
	Show Cause	SC	34	▼	-19.0%	-8
	Capias	CA	24	▼	-22.6%	-7
	Civil Violation	CV	14	▼	-6.7%	-1
	<b>Total</b>			<b>561</b>	<b>▲</b>	<b>2.0%</b>
<b>Traffic</b>	Infraction	I	4,041	▲	+29.0%	+908
	Misdemeanor	M	1,282	▲	+61.1%	+486
	Capias	CA	25	▼	-7.4%	-2
	Felony	F	12	▲	+33.3%	+3
	Show Cause	SC	10	↔		-
	Civil Violation	CV	1	↔		-
	<b>Total</b>			<b>5,371</b>	<b>▲</b>	<b>35.1%</b>
<b>Civil</b>	Garnishment	GA	566	▲	+5.0%	+27
	Warrant in Debt	WD	555	▼	-9.0%	-55
	Unlawful Detainer	UD	104	↔		-
	Other	OT	44	▼	-31.3%	-20
	Detinue	DT	33	▼	-23.3%	-10
	Preliminary Protective Order	PP	22	▼	-4.3%	-1
	Protective Order	PO	20	▼	-37.5%	-12
	Abstract	AJ	11	▼	-26.7%	-4
	Admin License	AL	10	▼	-23.1%	-3
	Impoundment	IM	10	▲	+100.0%	+5
	Counter Claim	CC	2	▼	-33.3%	-1
	Overweight	OC	2	▼	-93.5%	-29
	Tenants Assertion	TA	2	↔		-
	Motion for Judgment	MJ	1	▲	-	+1
	Third Party Claim	TH	1	▲	-	+1
	Interrogatory	IN	0	▼	-100.0%	-2
	Restricted Operators License	RL	0	▼	-100.0%	-2
	Show Cause	SC	0	▼	-100.0%	-1
<b>Total</b>			<b>1,383</b>	<b>▼</b>	<b>-7.1%</b>	<b>-106</b>
<b>Civil Commitments</b>	Temporary Detention Order	TD	39	▲	+21.9%	+7
	Emergency Custody Order	EC	13	▲	+225.0%	+9
	Mental Commitment	MC	1	↔		-
	<b>Total</b>			<b>53</b>	<b>▲</b>	<b>43.2%</b>
<b>GRAND TOTAL</b>			<b>7,368</b>	<b>▲</b>	<b>21.7%</b>	<b>+1,316</b>

Dispositions by Major Case Category\*\*

Category	Summary	Change	% Change	Absolute Change
Felony	119	▲	-29.6%	-50
Garnishment	566	▼	+4.6%	+25
General Civil	593	▲	-9.9%	-65
Infraction/Civil Violation	4,058	▼	+27.6%	+878
Landlord /Tenant	106	↔		0
Misdemeanor	1,664	▼	+51.3%	+564
Other	220	▲	-9.5%	-23

\* Compared to same time period as previous year  
 7/11/2024 12:28:24PM

\*\* Case Type Categories are defined in the 2017 Virginia Judicial Workload Assessment  
 Source: SCV-SQL-Information

**CPSS - GCMS CASELOAD STATISTICS OF THE GENERAL DISTRICT COURTS**  
January 2024 thru June 2024 Dispositions (Compared to January 2023 thru June 2023)

Protective Orders	42	▼	-23.6%	-13
<b>GRAND TOTAL</b>	<b>7,368</b>	▲	21.7%	+1,316

\* Compared to same time period as previous year  
7/11/2024 12:28:24PM

\*\* Case Type Categories are defined in the 2017 Virginia Judicial Workload Assessment  
Source: SCV-SQL-Information

2024 Overall GRAND TOTAL		Distribution of Caseload			Change*		Percentage (%) of Caseload			
<b>14,294</b>	+1,497 11.7%	<b>Criminal</b>	311	2%	-1.6%	▼	-5	<b>Criminal</b>	2023: 2.5%	2024: 2.2%
2024	↑	<b>Traffic</b>	13,533	95%	12.7%	▲	+1,526	<b>Traffic</b>	93.8%	94.7%
2023		<b>Civil</b>	441	3%	-3.3%	▲	-15	<b>Civil</b>	3.6%	3.1%
		<b>Civil Commitments</b>	9	0%	-50.0%	▼	-9	<b>Civil Commitments</b>	0.1%	0.1%
		<b>GRAND TOTAL</b>	<b>14,294</b>	100%	11.7%	▲	+1,497	<b>GRAND TOTAL</b>	100%	100%

Dispositions by Division & Code

Division	Case Type Description	Code	Summary	Change	% Change	Absolute Change
<b>Criminal</b>	Misdemeanor	M	185	↔		-
	Felony	F	92	▲	+7.0%	+6
	Show Cause	SC	18	▼	-21.7%	-5
	Capias	CA	9	▼	-50.0%	-9
	Civil Violation	CV	7	▲	+75.0%	+3
	<b>Total</b>			<b>311</b>	▼	<b>-1.6%</b>
<b>Traffic</b>	Infraction	I	11,326	▲	+12.7%	+1,273
	Misdemeanor	M	2,119	▲	+11.5%	+219
	Capias	CA	64	▲	+48.8%	+21
	Show Cause	SC	16	▲	+166.7%	+10
	Felony	F	8	▲	+60.0%	+3
	<b>Total</b>			<b>13,533</b>	▲	<b>12.7%</b>
<b>Civil</b>	Warrant in Debt	WD	181	▼	-1.6%	-3
	Garnishment	GA	145	▼	-7.1%	-11
	Unlawful Detainer	UD	50	▲	+42.9%	+15
	Other	OT	25	▼	-34.2%	-13
	Admin License	AL	11	▲	+10.0%	+1
	Preliminary Protective Order	PP	10	▲	+233.3%	+7
	Detinue	DT	6	▲	+20.0%	+1
	Protective Order	PO	6	▲	+50.0%	+2
	Impoundment	IM	4	▼	-33.3%	-2
	Abstract	AJ	3	▼	-70.0%	-7
	Interrogatory	IN	0	▼	-100.0%	-4
	Show Cause	SC	0	▼	-100.0%	-1
	<b>Total</b>			<b>441</b>	▼	<b>-3.3%</b>
<b>Civil Commitments</b>	Temporary Detention Order	TD	6	▼	-50.0%	-6
	Emergency Custody Order	EC	3	▼	-40.0%	-2
	Other	OT	0	▼	-100.0%	-1
<b>Total</b>			<b>9</b>	▼	<b>-50.0%</b>	<b>-9</b>
<b>GRAND TOTAL</b>			<b>14,294</b>	▲	11.7%	+1,497

Dispositions by Major Case Category\*\*

Category	Summary	Change	% Change	Absolute Change
Felony	100	▲	+9.9%	+9
Garnishment	145	▼	-9.4%	-15
General Civil	189	▲	-1.0%	-2
Infraction/Civil Violation	11,333	▲	+12.7%	+1,276
Involuntary Civil Commitments	0	▼	-100.0%	-1
Landlord /Tenant	50	▲	+42.9%	+15
Misdemeanor	2,304	▲	+10.5%	+219
Other	157	▼	-7.6%	-13
Protective Orders	16	▲	+128.6%	+9
<b>GRAND TOTAL</b>	<b>14,294</b>	▲	11.7%	+1,497

\* Compared to same time period as previous year  
 7/11/2024 12:28:24PM

\*\* Case Type Categories are defined in the 2017 Virginia Judicial Workload Assessment  
 Source: SCV-SQL-Information