

2024 Overall GRAND TOTAL		Distribution of Caseload			Change*		Percentage (%) of Caseload		
37,236 +550 1.5% 	2024 2023	Adult	18,931	51%	-1.9% ▼	-373	Adult	52.6%	50.8%
		Juvenile	18,305	49%	5.3% ▲	+923	Juvenile	47.4%	49.2%
		GRAND TOTAL	37,236	100%	1.5% ▲	+550	GRAND TOTAL	100%	100%

Filings by Division & Code

Division	Case Type Description	Code	Summary	Change	% Change	Absolute Change
Adult	Misdemeanor	CM	4,522	▼	0.0%	-2
	Civil Support	VS	3,395	▲	+3.1%	+101
	Show Cause	SC	3,259	▲	+2.4%	+77
	Other	OT	3,159	▼	-12.0%	-432
	Felony	CF	1,458	▲	+7.0%	+95
	Family Abuse - Protective Order	FP	1,358	▼	-4.0%	-56
	Capias	CA	948	▼	-21.9%	-266
	Remand Support	RS	404	▲	+66.9%	+162
	Motion - Protective Order	MP	176	▼	-6.9%	-13
	Non-Family Abuse Protective Order	AP	128	▲	+2.4%	+3
	Violation of Protective Order	PV	87	▼	-33.1%	-43
	Restricted License for Non-Support	SL	10	↔	-	-
	Violation Family Abuse Protective Order	PS	10	▲	+42.9%	+3
	Protective Order	PC	8	▼	-27.3%	-3
	Bond Forfeiture	BF	7	↔	-	-
Emergency Custody Order	EC	2	▲	-	+2	
Criminal Support	CS	0	▼	-100.0%	-1	
Total			18,931	▼	-1.9%	-373
Juvenile	Custody Visitation	CV	9,735	▼	-0.1%	-11
	Misdemeanor	DM	1,981	▲	+18.5%	+309
	Traffic	T	833	▼	-17.9%	-181
	Felony	DF	657	▼	-2.4%	-16
	Remand Custody	RC	548	▲	+56.1%	+197
	Remand Visitation	RV	522	▲	+91.9%	+250
	Abuse and Neglect	AN	468	▲	+17.9%	+71
	Status	ST	468	▼	-17.3%	-98
	Permanency Planning	PH	433	▲	+27.4%	+93
	Foster Care Review	FC	384	▲	+2.7%	+10
	Truancy	TR	263	▲	+11.9%	+28
	Paternity	PT	261	▼	-16.9%	-53
	Terminate Parental Rights	TP	229	▲	+84.7%	+105
	Initial Foster Care	IF	197	▲	+35.9%	+52
	Motion - Protective Order	MP	182	▲	+16.7%	+26
	Non-Family Abuse Protective Order	AP	158	▼	-0.6%	-1
	Special Immigrant Juvenile Status	SI	149	▲	+238.6%	+105
	Show Cause	SC	137	▼	-2.8%	-4
	Temporary Detention Order	TD	124	▲	+6.0%	+7
	Child In Need of Services	CS	120	▲	+14.3%	+15
	Civil Violation	CI	84	▲	+154.5%	+51
	Mental Commitment	MC	69	▼	-16.9%	-14
	Emergency Custody Order	EC	64	▲	+23.1%	+12
	Voluntary Continuing Services and Support Agreem	VA	55	▲	+22.2%	+10
	Other	OT	52	▼	-39.5%	-34
	Entrustment	ET	29	▲	+383.3%	+23
	Capias	CA	27	▲	+17.4%	+4
	Relief of Custody	CR	27	↔	-	-
	Child at Risk	RI	25	▼	-13.8%	-4
	Family Abuse - Protective Order	FP	15	▲	+200.0%	+10
	Emancipation	EP	4	▼	-33.3%	-2
	Violation Family Abuse Protective Order	PS	2	▲	+100.0%	+1
	Qualified Residential Treatment	QR	1	▼	-97.3%	-36
	Restoration of Parental Rights	RR	1	↔	-	-
	Restricted Operators License	RL	1	▲	-	+1

* Compared to same time period as previous year

** Case Type Categories are defined in the 2017 Virginia Judicial Workload Assessment




			Summary	Change	% Change	Absolute Change
Juvenile	Juvenile Support	JS	0	▼	-100.0%	-1
	Protective Order	PC	0	▼	-100.0%	-2
	Total		18,305	▲	5.3%	+923
GRAND TOTAL			37,236	▲	1.5%	+550

Filings by Major Case Category**

Category	Summary	Change	% Change	Absolute Change	
Adult Criminal	9,171	▼	-0.9%	-80	
Child Dependency	1,848	▲	+21.3%	+324	
Child in Need of Services/Supervision	393	▼	+11.0%	+39	
Custody and Visitation	9,998	▲	-0.6%	-63	
Delinquency	2,792	▲	+11.8%	+295	
Juvenile Miscellaneous	473	▼	-17.5%	-100	
New to Workload Study	233	▲	+202.6%	+156	
Other	4,944	▲	+3.1%	+150	
Protective Orders	2,017	▲	-1.5%	-31	
Support	4,533	▼	+0.9%	+40	
Traffic	834	▲	-17.8%	-180	
GRAND TOTAL		37,236	▲	1.5%	+550

* Compared to same time period as previous year
 2/15/2024 10:10:54AM

** Case Type Categories are defined in the 2017 Virginia Judicial Workload Assessment
 Source: SCV-SQL-Information

2024 Overall GRAND TOTAL		Distribution of Caseload			Change*		Percentage (%) of Caseload		
1,239	-187 -13.1%	Adult	660	53%	-14.5% ▼	-112	Adult	54.1%	53.3%
2024 		Juvenile	579	47%	-11.5% ▼	-75	Juvenile	45.9%	46.7%
2023 		GRAND TOTAL	1,239	100%	-13.1% ▼	-187	GRAND TOTAL	100%	100%

Filings by Division & Code

Division	Case Type Description	Code	Summary	Change	% Change	Absolute Change	
Adult	Misdemeanor	CM	161	↔		-	
	Civil Support	VS	109	▼	-35.5%	-60	
	Show Cause	SC	108	▼	-38.3%	-67	
	Other	OT	105	▲	+6.1%	+6	
	Felony	CF	43	▲	+19.4%	+7	
	Remand Support	RS	41	▲	+10.8%	+4	
	Capias	CA	38	▼		-	
	Family Abuse - Protective Order	FP	36	▼	-16.3%	-7	
	Non-Family Abuse Protective Order	AP	8	▼	-38.5%	-5	
	Violation Family Abuse Protective Order	PS	5	▲		+5	
	Motion - Protective Order	MP	3	▲		+3	
	Violation of Protective Order	PV	2	▲	+100.0%	+1	
	Restricted License for Non-Support	SL	1	▲		+1	
	Total		660	▼	-14.5%	-112	
Juvenile	Custody Visitation	CV	412	▼	-18.7%	-95	
	Felony	DF	30	▲	+3.4%	+1	
	Misdemeanor	DM	30	▲	+172.7%	+19	
	Remand Custody	RC	23	▼	-20.7%	-6	
	Remand Visitation	RV	14	▼	-36.4%	-8	
	Paternity	PT	10	▼	-16.7%	-2	
	Show Cause	SC	10	▲	+900.0%	+9	
	Truancy	TR	10	▲		+10	
	Abuse and Neglect	AN	9	▲	+200.0%	+6	
	Traffic	T	9	▲	+350.0%	+7	
	Motion - Protective Order	MP	7	▲	+133.3%	+4	
	Child In Need of Services	CS	3	▲		+3	
	Other	OT	3	▼	-40.0%	-2	
	Non-Family Abuse Protective Order	AP	2	▼	-88.2%	-15	
	Permanency Planning	PH	2	▼	-50.0%	-2	
	Emergency Custody Order	EC	1	▼	-50.0%	-1	
	Initial Foster Care	IF	1	↔		-	
	Mental Commitment	MC	1	↔		-	
	Relief of Custody	CR	1	▲		+1	
	Temporary Detention Order	TD	1	▼	-50.0%	-1	
	Capias	CA	0	▼	-100.0%	-1	
	Family Abuse - Protective Order	FP	0	▼	-100.0%	-1	
	Status	ST	0	▼	-100.0%	-1	
		Total		579	▼	-11.5%	-75
		GRAND TOTAL		1,239	▼	-13.1%	-187

Filings by Major Case Category**

Category	Summary	Change	% Change	Absolute Change
Adult Criminal	320	▲	-10.9%	-39
Child Dependency	13	▲	+62.5%	+5
Child in Need of Services/Supervision	14	▲	-	+14
Custody and Visitation	422	▼	-18.8%	-98
Delinquency	69	▲	+68.3%	+28
Juvenile Miscellaneous	0	▼	-100.0%	-1

* Compared to same time period as previous year
 2/15/2024 10:10:54AM

** Case Type Categories are defined in the 2017 Virginia Judicial Workload Assessment
 Source: SCV-SQL-Information

Other	189	▲	-4.1%	-8
Protective Orders	56	▲	-27.3%	-21
Support	147	▲	-33.5%	-74
Traffic	9	▲	+350.0%	+7
GRAND TOTAL	1,239	▼	-13.1%	-187

2024 Overall GRAND TOTAL		Distribution of Caseload		Change*		Percentage (%) of Caseload			
3,027	+1,019 50.7%	Adult	1,405	46%	28.5% ▲	+312	Adult	54.4%	46.4%
2024		Juvenile	1,622	54%	77.3% ▲	+707	Juvenile	45.6%	53.6%
		GRAND TOTAL	3,027	100%	50.7% ▲	+1,019	GRAND TOTAL	100%	100%

Filings by Division & Code

Division	Case Type Description	Code	Summary	Change	% Change	Absolute Change	
Adult	Misdemeanor	CM	292	▲	+33.3%	+73	
	Show Cause	SC	254	▲	+37.3%	+69	
	Civil Support	VS	231	▼	-8.7%	-22	
	Remand Support	RS	214	▲	+1,088.9%	+196	
	Other	OT	187	▼	-22.7%	-55	
	Felony	CF	84	▲	+40.0%	+24	
	Family Abuse - Protective Order	FP	74	▲	+15.6%	+10	
	Capias	CA	46	▲	+15.0%	+6	
	Motion - Protective Order	MP	14	▲	+40.0%	+4	
	Non-Family Abuse Protective Order	AP	6	▲	+500.0%	+5	
	Violation of Protective Order	PV	2	▲	+100.0%	+1	
	Bond Forfeiture	BF	1	▲	-	+1	
		Total		1,405	▲	28.5%	+312
Juvenile	Custody Visitation	CV	672	▲	+16.5%	+95	
	Remand Custody	RC	292	▲	+841.9%	+261	
	Remand Visitation	RV	286	▲	+853.3%	+256	
	Misdemeanor	DM	95	▲	+75.9%	+41	
	Traffic	T	65	▲	+30.0%	+15	
	Abuse and Neglect	AN	47	▲	+213.3%	+32	
	Motion - Protective Order	MP	40	▲	+5.3%	+2	
	Felony	DF	28	▲	+3.7%	+1	
	Permanency Planning	PH	19	▲	+35.7%	+5	
	Paternity	PT	17	▲	+142.9%	+10	
	Foster Care Review	FC	11	▲	+83.3%	+5	
	Non-Family Abuse Protective Order	AP	11	▼	-31.3%	-5	
	Status	ST	9	▲	+12.5%	+1	
	Truancy	TR	6	▲	+200.0%	+4	
	Initial Foster Care	IF	5	▼	-37.5%	-3	
	Show Cause	SC	5	▼	-28.6%	-2	
	Capias	CA	2	▲	+100.0%	+1	
	Child In Need of Services	CS	2	▲	+100.0%	+1	
	Other	OT	2	▼	-50.0%	-2	
	Relief of Custody	CR	2	▲	-	+2	
	Terminate Parental Rights	TP	2	▼	-83.3%	-10	
	Entrustment	ET	1	↔	-	-	
	Family Abuse - Protective Order	FP	1	▲	-	+1	
	Special Immigrant Juvenile Status	SI	1	▲	-	+1	
	Temporary Detention Order	TD	1	↔	-	-	
	Civil Violation	CI	0	▼	-100.0%	-3	
	Emancipation	EP	0	▼	-100.0%	-1	
	Qualified Residential Treatment	QR	0	▼	-100.0%	-1	
		Total		1,622	▲	77.3%	+707
	GRAND TOTAL			3,027	▲	50.7%	+1,019

Filings by Major Case Category**

Category	Summary	Change	% Change	Absolute Change
Adult Criminal	637	▲	+35.0%	+165
Child Dependency	87	▲	+52.6%	+30
Child in Need of Services/Supervision	8	▲	+166.7%	+5

* Compared to same time period as previous year
 2/15/2024 10:10:54AM

** Case Type Categories are defined in the 2017 Virginia Judicial Workload Assessment
 Source: SCV-SQL-Information

Custody and Visitation	689	▲	+18.0%	+105
Delinquency	130	▲	+46.1%	+41
Juvenile Miscellaneous	9	▼		0
New to Workload Study	1	▲	-66.7%	-2
Other	982	▲	+201.2%	+656
Protective Orders	146	▲	+13.2%	+17
Support	273	▲	-4.5%	-13
Traffic	65	▲	+30.0%	+15
GRAND TOTAL	3,027	▲	50.7%	+1,019

2024 Overall GRAND TOTAL		Distribution of Caseload			Change*		Percentage (%) of Caseload		
857 	+17	Adult	516	60%	-7.7% ▼	-43	Adult	66.5%	60.2%
	2.0%	Juvenile	341	40%	21.4% ▲	+60	Juvenile	33.5%	39.8%
		GRAND TOTAL	857	100%	2.0% ▲	+17	GRAND TOTAL	100%	100%

Filings by Division & Code

Division	Case Type Description	Code	Summary	Change	% Change	Absolute Change
Adult	Show Cause	SC	126	▲	+70.3%	+52
	Misdemeanor	CM	120	▼	-18.9%	-28
	Civil Support	VS	90	▼	-23.7%	-28
	Other	OT	82	▼	-18.8%	-19
	Capias	CA	30	▼	-3.2%	-1
	Family Abuse - Protective Order	FP	25	▼	-10.7%	-3
	Felony	CF	17	▼	-62.2%	-28
	Non-Family Abuse Protective Order	AP	10	▲	+233.3%	+7
	Remand Support	RS	10	▲	+150.0%	+6
	Motion - Protective Order	MP	5	▼	-16.7%	-1
	Bond Forfeiture	BF	1	▲	-	+1
	Restricted License for Non-Support	SL	0	▼	-100.0%	-1
	Total			516	▼	-7.7%
Juvenile	Custody Visitation	CV	231	▲	+9.0%	+19
	Misdemeanor	DM	23	▲	+109.1%	+12
	Remand Custody	RC	13	▲	+44.4%	+4
	Remand Visitation	RV	13	▲	+44.4%	+4
	Paternity	PT	10	▲	+66.7%	+4
	Terminate Parental Rights	TP	10	▲	-	+10
	Status	ST	8	▲	+700.0%	+7
	Traffic	T	7	▲	+75.0%	+3
	Permanency Planning	PH	6	▲	+500.0%	+5
	Family Abuse - Protective Order	FP	4	▲	-	+4
	Felony	DF	4	▼	-69.2%	-9
	Non-Family Abuse Protective Order	AP	4	▼	-55.6%	-5
	Emergency Custody Order	EC	2	▲	-	+2
	Foster Care Review	FC	2	▲	+100.0%	+1
	Abuse and Neglect	AN	1	▲	-	+1
	Child In Need of Services	CS	1	▲	-	+1
	Civil Violation	CI	1	▲	-	+1
	Show Cause	SC	1	▲	-	+1
	Initial Foster Care	IF	0	▼	-100.0%	-1
	Mental Commitment	MC	0	▼	-100.0%	-1
Other	OT	0	▼	-100.0%	-3	
Total			341	▲	21.4%	+60
GRAND TOTAL			857	▲	2.0%	+17

Filings by Major Case Category**

Category	Summary	Change	% Change	Absolute Change
Adult Criminal	257	▲	-4.5%	-12
Child Dependency	19	▲	+533.3%	+16
Child in Need of Services/Supervision	1	▲	-	+1
Custody and Visitation	241	▲	+10.6%	+23
Delinquency	28	▲	+16.7%	+4
Juvenile Miscellaneous	8	▲	+700.0%	+7
New to Workload Study	1	▲	-	+1
Other	120	▲	-5.5%	-7
Protective Orders	48	▲	+4.3%	+2

* Compared to same time period as previous year
 2/15/2024 10:10:54AM

** Case Type Categories are defined in the 2017 Virginia Judicial Workload Assessment
 Source: SCV-SQL-Information

Support	127	▼	-14.2%	-21
Traffic	7	▲	+75.0%	+3
GRAND TOTAL	857	▲	2.0%	+17

2024 Overall GRAND TOTAL		Distribution of Caseload		Change*		Percentage (%) of Caseload			
1,548 +270 21.1% 		Adult	833	54%	23.6% ▲	+159	Adult	52.7%	53.8%
		Juvenile	715	46%	18.4% ▲	+111	Juvenile	47.3%	46.2%
GRAND TOTAL		1,548	100%	21.1% ▲	+270	GRAND TOTAL	100%	100%	

Filings by Division & Code

Division	Case Type Description	Code	Summary	Change	% Change	Absolute Change
Adult	Misdemeanor	CM	203	▲	+34.4%	+52
	Other	OT	165	▲	+25.0%	+33
	Show Cause	SC	147	▲	+10.5%	+14
	Civil Support	VS	146	▲	+6.6%	+9
	Family Abuse - Protective Order	FP	54	▲	+68.8%	+22
	Felony	CF	52	▲	+92.6%	+25
	Capias	CA	49	▲	+6.5%	+3
	Non-Family Abuse Protective Order	AP	8	▲	+60.0%	+3
	Motion - Protective Order	MP	5	↔		-
	Remand Support	RS	3	↔		-
	Protective Order	PC	1	↔		-
	Violation of Protective Order	PV	0	▼	-100.0%	-2
	Total			833	▲	23.6%
Juvenile	Custody Visitation	CV	391	▲	+14.3%	+49
	Misdemeanor	DM	69	▲	+76.9%	+30
	Abuse and Neglect	AN	45	▲	+40.6%	+13
	Felony	DF	35	▼	-27.1%	-13
	Foster Care Review	FC	26	▲	+13.0%	+3
	Permanency Planning	PH	23	▲	+43.8%	+7
	Non-Family Abuse Protective Order	AP	21	▲	+133.3%	+12
	Mental Commitment	MC	13	▲	+44.4%	+4
	Paternity	PT	11	▼	-21.4%	-3
	Terminate Parental Rights	TP	11	▲	-	+11
	Traffic	T	11	▲	+120.0%	+6
	Initial Foster Care	IF	9	▼	-40.0%	-6
	Status	ST	9	▼		-
	Other	OT	8	▼	-42.9%	-6
	Emergency Custody Order	EC	5	▲	+400.0%	+4
	Remand Custody	RC	5	▼	-16.7%	-1
	Remand Visitation	RV	5	▼	-16.7%	-1
	Relief of Custody	CR	4	▼	-20.0%	-1
	Show Cause	SC	4	▲	+33.3%	+1
	Temporary Detention Order	TD	4	▲	+33.3%	+1
	Child In Need of Services	CS	2	▲	+100.0%	+1
	Motion - Protective Order	MP	2	▼	-50.0%	-2
	Family Abuse - Protective Order	FP	1	▲	-	+1
	Voluntary Continuing Services and Support Agree	VA	1	▲	-	+1
Total			715	▲	18.4%	+111
GRAND TOTAL			1,548	▲	21.1%	+270

Filings by Major Case Category**

Category	Summary	Change	% Change	Absolute Change
Adult Criminal	405	▲	+42.6%	+121
Child Dependency	119	▲	+30.8%	+28
Child in Need of Services/Supervision	2	↔	-33.3%	-1
Custody and Visitation	402	▼	+12.9%	+46
Delinquency	108	▲	+22.7%	+20
Juvenile Miscellaneous	9	▼		0

* Compared to same time period as previous year
 2/15/2024 10:10:54AM

** Case Type Categories are defined in the 2017 Virginia Judicial Workload Assessment
 Source: SCV-SQL-Information

CPSS - JCMS CASELOAD STATISTICS OF THE JUVENILE & DOMESTIC RELATIONS DISTRICT COURTS
 January 2024 thru January 2024 Filings (Compared to January 2023 thru January 2023)

Other	208	▲	+19.5%	+34
Protective Orders	91	▲	+65.5%	+36
Support	193	▼	-9.4%	-20
Traffic	11	▲	+120.0%	+6
GRAND TOTAL	1,548	▲	21.1%	+270

2024 Overall GRAND TOTAL		Distribution of Caseload		Change*		Percentage (%) of Caseload			
107	+13 13.8%	Adult	49	46%	-10.9% ▼	-6	Adult	58.5%	45.8%
2024		Juvenile	58	54%	48.7% ▲	+19	Juvenile	41.5%	54.2%
2023		GRAND TOTAL	107	100%	13.8% ▲	+13	GRAND TOTAL	100%	100%

Filings by Division & Code

Division	Case Type Description	Code	Summary	Change	% Change	Absolute Change
Adult	Misdemeanor	CM	23	▲	+91.7%	+11
	Other	OT	8	▼	-27.3%	-3
	Show Cause	SC	7	▲	+133.3%	+4
	Civil Support	VS	4	▼	-71.4%	-10
	Felony	CF	4	↔		-
	Capias	CA	2	▲	+100.0%	+1
	Family Abuse - Protective Order	FP	1	▼	-80.0%	-4
	Motion - Protective Order	MP	0	▼	-100.0%	-1
	Remand Support	RS	0	▼	-100.0%	-2
	Violation Family Abuse Protective Order	PS	0	▼	-100.0%	-2
	Total		49	▼	-10.9%	-6
Juvenile	Custody Visitation	CV	29	▲	+93.3%	+14
	Misdemeanor	DM	8	▲	+14.3%	+1
	Truancy	TR	6	▲	-	+6
	Foster Care Review	FC	5	▼	-16.7%	-1
	Status	ST	3	▲	-	+3
	Non-Family Abuse Protective Order	AP	2	▲	-	+2
	Felony	DF	1	▼	-50.0%	-1
	Other	OT	1	▲	-	+1
	Paternity	PT	1	▲	-	+1
	Permanency Planning	PH	1	▲	-	+1
	Traffic	T	1	▲	-	+1
	Abuse and Neglect	AN	0	▼	-100.0%	-4
	Qualified Residential Treatment	QR	0	▼	-100.0%	-1
	Remand Custody	RC	0	▼	-100.0%	-2
	Remand Visitation	RV	0	▼	-100.0%	-2
		Total		58	▲	48.7%
GRAND TOTAL			107	▲	13.8%	+13

Filings by Major Case Category**

Category	Summary	Change	% Change	Absolute Change	
Adult Criminal	36	▲	+63.6%	+14	
Child Dependency	6	▲	-45.5%	-5	
Child in Need of Services/Supervision	6	▲	-	+6	
Custody and Visitation	30	▲	+100.0%	+15	
Delinquency	9	▼		0	
Juvenile Miscellaneous	3	▲	-	+3	
Other	9	▲	-47.1%	-8	
Protective Orders	3	▲	-50.0%	-3	
Support	4	▼	-71.4%	-10	
Traffic	1	▲	-	+1	
GRAND TOTAL		107	▲	13.8%	+13

* Compared to same time period as previous year
 2/15/2024 10:10:54AM

** Case Type Categories are defined in the 2017 Virginia Judicial Workload Assessment
 Source: SCV-SQL-Information

2024 Overall GRAND TOTAL		Distribution of Caseload		Change*		Percentage (%) of Caseload		
160 +8 5.3% 	Adult	84	53%	-4.5%	▼	-4	2023	2024
	Juvenile	76	48%	18.8%	▲	+12	57.9%	52.5%
GRAND TOTAL		160	100%	5.3%	▲	+8	100%	100%

Filings by Division & Code

Division	Case Type Description	Code	Summary	Change	% Change	Absolute Change
Adult	Show Cause	SC	20	▲	+53.8%	+7
	Misdemeanor	CM	18	▼	-5.3%	-1
	Civil Support	VS	15	▼	-31.8%	-7
	Other	OT	13	▲	+18.2%	+2
	Family Abuse - Protective Order	FP	11	▲	+57.1%	+4
	Capias	CA	3	▼	-66.7%	-6
	Felony	CF	1	▼	-83.3%	-5
	Motion - Protective Order	MP	1	▲	-	+1
	Non-Family Abuse Protective Order	AP	1	▲	-	+1
	Remand Support	RS	1	↔	-	-
Total			84	▼	-4.5%	-4
Juvenile	Custody Visitation	CV	60	▲	+13.2%	+7
	Misdemeanor	DM	5	▲	+150.0%	+3
	Terminate Parental Rights	TP	4	▲	-	+4
	Paternity	PT	2	▲	-	+2
	Emergency Custody Order	EC	1	▲	-	+1
	Remand Custody	RC	1	↔	-	-
	Remand Visitation	RV	1	↔	-	-
	Status	ST	1	▼	-66.7%	-2
	Traffic	T	1	▼	-66.7%	-2
	Relief of Custody	CR	0	▼	-100.0%	-1
Total			76	▲	18.8%	+12
GRAND TOTAL			160	▲	5.3%	+8

Filings by Major Case Category**

Category	Summary	Change	% Change	Absolute Change	
Adult Criminal	40	▼	-11.1%	-5	
Child Dependency	4	▲	+300.0%	+3	
Custody and Visitation	62	▲	+17.0%	+9	
Delinquency	5	▲	+150.0%	+3	
Juvenile Miscellaneous	1	▼	-66.7%	-2	
Other	17	▲	+21.4%	+3	
Protective Orders	13	▲	+85.7%	+6	
Support	17	▼	-29.2%	-7	
Traffic	1	▼	-66.7%	-2	
GRAND TOTAL		160	▲	5.3%	+8

* Compared to same time period as previous year
 2/15/2024 10:10:54AM

** Case Type Categories are defined in the 2017 Virginia Judicial Workload Assessment
 Source: SCV-SQL-Information

2024 Overall GRAND TOTAL		Distribution of Caseload		Change*		Percentage (%) of Caseload		
60	+1 1.7%	Adult	29 48%	-21.6% ▼	-8	Adult	2023 62.7%	2024 48.3%
2024		Juvenile	31 52%	40.9% ▲	+9	Juvenile	37.3%	51.7%
2023		GRAND TOTAL	60 100%	1.7% ▲	+1	GRAND TOTAL	100%	100%

Filings by Division & Code

Division	Case Type Description	Code	Summary	Change	% Change	Absolute Change
Adult	Civil Support	VS	9	▼	-10.0%	-1
	Misdemeanor	CM	4	▲	+33.3%	+1
	Other	OT	4	↔		-
	Capias	CA	3	▲	-	+3
	Family Abuse - Protective Order	FP	3	▲	+200.0%	+2
	Show Cause	SC	3	▲	-70.0%	-7
	Felony	CF	1	▼	-85.7%	-6
	Remand Support	RS	1	↔		-
	Violation of Protective Order	PV	1	↔		-
	Total			29	▼	-21.6%
Juvenile	Custody Visitation	CV	20	▲	+150.0%	+12
	Misdemeanor	DM	3	↔		-
	Remand Custody	RC	2	↔		-
	Remand Visitation	RV	2	↔		-
	Non-Family Abuse Protective Order	AP	1	▲	-	+1
	Paternity	PT	1	↔		-
	Status	ST	1	▲	-	+1
	Traffic	T	1	▼	-75.0%	-3
	Emergency Custody Order	EC	0	▼	-100.0%	-1
	Temporary Detention Order	TD	0	▼	-100.0%	-1
Total			31	▲	40.9%	+9
GRAND TOTAL			60	▲	1.7%	+1

Filings by Major Case Category**

Category	Summary	Change	% Change	Absolute Change
Adult Criminal	10	▲	-52.4%	-11
Custody and Visitation	21	▲	+133.3%	+12
Delinquency	3	↔		0
Juvenile Miscellaneous	1	▲	-	+1
Other	9	▼	-18.2%	-2
Protective Orders	4	▲	+300.0%	+3
Support	11	▲	+10.0%	+1
Traffic	1	▼	-75.0%	-3
GRAND TOTAL	60	▲	1.7%	+1

* Compared to same time period as previous year
 2/15/2024 10:10:54AM

** Case Type Categories are defined in the 2017 Virginia Judicial Workload Assessment
 Source: SCV-SQL-Information

2024 Overall GRAND TOTAL		Distribution of Caseload		Change*		Percentage (%) of Caseload			
541	-301 -35.7%	Adult	347	64%	-38.1% ▼	-214	Adult	66.6%	64.1%
2024		Juvenile	194	36%	-31.0% ▼	-87	Juvenile	33.4%	35.9%
2023		GRAND TOTAL	541	100%	-35.7% ▼	-301	GRAND TOTAL	100%	100%

Filings by Division & Code

Division	Case Type Description	Code	Summary	Change	% Change	Absolute Change
Adult	Show Cause	SC	101	▲	+87.0%	+47
	Civil Support	VS	98	▲	+48.5%	+32
	Misdemeanor	CM	52	▼	-27.8%	-20
	Other	OT	34	▼	-87.7%	-242
	Family Abuse - Protective Order	FP	24	▲	+14.3%	+3
	Felony	CF	17	▼	-19.0%	-4
	Capias	CA	11	▼	-31.3%	-5
	Remand Support	RS	9	▼	-74.3%	-26
	Motion - Protective Order	MP	1	▲	-	+1
	Total			347	▼	-38.1%
Juvenile	Custody Visitation	CV	110	▼	-3.5%	-4
	Misdemeanor	DM	22	▼	-24.1%	-7
	Remand Custody	RC	12	▼	-68.4%	-26
	Remand Visitation	RV	12	▼	-67.6%	-25
	Traffic	T	8	▲	+33.3%	+2
	Non-Family Abuse Protective Order	AP	6	▲	+500.0%	+5
	Emergency Custody Order	EC	4	▲	-	+4
	Terminate Parental Rights	TP	4	▲	-	+4
	Felony	DF	3	▼	-70.0%	-7
	Foster Care Review	FC	3	▲	+50.0%	+1
	Paternity	PT	3	▼	-40.0%	-2
	Show Cause	SC	2	▲	-	+2
	Temporary Detention Order	TD	2	▲	+100.0%	+1
	Capias	CA	1	▲	-	+1
	Permanency Planning	PH	1	▼	-85.7%	-6
	Status	ST	1	▼	-88.9%	-8
	Mental Commitment	MC	0	▼	-100.0%	-1
	Other	OT	0	▼	-100.0%	-18
	Voluntary Continuing Services and Support Agreem	VA	0	▼	-100.0%	-3
	Total			194	▼	-31.0%
GRAND TOTAL			541	▼	-35.7%	-301

Filings by Major Case Category**

Category	Summary	Change	% Change	Absolute Change
Adult Criminal	163	▲	+16.4%	+23
Child Dependency	8	▲	-33.3%	-4
Child in Need of Services/Supervision	1	▲	-	+1
Custody and Visitation	113	▼	-5.0%	-6
Delinquency	27	▲	-30.8%	-12
Juvenile Miscellaneous	1	▼	-88.9%	-8
Other	73	▲	-82.0%	-333
Protective Orders	31	▲	+40.9%	+9
Support	116	▼	+30.3%	+27
Traffic	8	▲	+33.3%	+2
GRAND TOTAL	541	▼	-35.7%	-301

* Compared to same time period as previous year
 2/15/2024 10:10:54AM

** Case Type Categories are defined in the 2017 Virginia Judicial Workload Assessment
 Source: SCV-SQL-Information

2024 Overall GRAND TOTAL		Distribution of Caseload		Change*		Percentage (%) of Caseload			
57	-14 -19.7%	Adult	19	33%	-38.7% ▼	-12	Adult	43.7%	33.3%
2024		Juvenile	38	67%	-5.0% ▼	-2	Juvenile	56.3%	66.7%
2023		GRAND TOTAL	57	100%	-19.7% ▼	-14	GRAND TOTAL	100%	100%

Filings by Division & Code

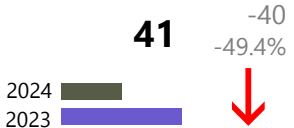
Division	Case Type Description	Code	Summary	Change	% Change	Absolute Change
Adult	Misdemeanor	CM	10	▲	+100.0%	+5
	Other	OT	5	▲	+150.0%	+3
	Civil Support	VS	3	▼	-57.1%	-4
	Felony	CF	1	↔		-
	Family Abuse - Protective Order	FP	0	▼	-100.0%	-8
	Motion - Protective Order	MP	0	▼	-100.0%	-2
	Show Cause	SC	0	▼	-100.0%	-6
	Total			19	▼	-38.7%
Juvenile	Custody Visitation	CV	23	▲	+27.8%	+5
	Misdemeanor	DM	6	▼	-50.0%	-6
	Abuse and Neglect	AN	4	▲	+300.0%	+3
	Permanency Planning	PH	2	▲	-	+2
	Traffic	T	2	▼	-50.0%	-2
	Paternity	PT	1	↔		-
	Child at Risk	RI	0	▼	-100.0%	-1
	Felony	DF	0	▼	-100.0%	-1
	Show Cause	SC	0	▼	-100.0%	-2
Total			38	▼	-5.0%	-2
GRAND TOTAL			57	▼	-19.7%	-14

Filings by Major Case Category**

Category	Summary	Change	% Change	Absolute Change
Adult Criminal	11	↔		0
Child Dependency	6	▲	+200.0%	+4
Child in Need of Services/Supervision	0	▼	-100.0%	-1
Custody and Visitation	24	▲	+26.3%	+5
Delinquency	6	▼	-57.1%	-8
Other	5	▲	+150.0%	+3
Protective Orders	0	▼	-100.0%	-10
Support	3	▼	-62.5%	-5
Traffic	2	▼	-50.0%	-2
GRAND TOTAL	57	▼	-19.7%	-14

* Compared to same time period as previous year
 2/15/2024 10:10:54AM

** Case Type Categories are defined in the 2017 Virginia Judicial Workload Assessment
 Source: SCV-SQL-Information

2024 Overall GRAND TOTAL		Distribution of Caseload		Change*		Percentage (%) of Caseload			
41 -49.4% 	-40	Adult	22	54%	-33.3% ▼	-11	Adult	40.7%	53.7%
		Juvenile	19	46%	-60.4% ▼	-29	Juvenile	59.3%	46.3%
GRAND TOTAL		41	100%		-49.4% ▼	-40	GRAND TOTAL	100%	100%

Filings by Division & Code

Division	Case Type Description	Code	Summary	Change	% Change	Absolute Change
Adult	Misdemeanor	CM	7	▼	-12.5%	-1
	Other	OT	5	▼	-28.6%	-2
	Family Abuse - Protective Order	FP	3	▼	-25.0%	-1
	Felony	CF	3	↔		-
	Show Cause	SC	3	▼		-
	Civil Support	VS	1	▼	-83.3%	-5
	Capias	CA	0	▼	-100.0%	-2
	Total			22	▼	-33.3%
Juvenile	Custody Visitation	CV	8	▼	-75.8%	-25
	Felony	DF	3	▲	+50.0%	+1
	Misdemeanor	DM	3	▼	-25.0%	-1
	Status	ST	2	▲	-	+2
	Civil Violation	CI	1	▲	-	+1
	Paternity	PT	1	▲	-	+1
	Voluntary Continuing Services and Support Agreem	VA	1	▲	-	+1
	Abuse and Neglect	AN	0	▼	-100.0%	-2
	Capias	CA	0	▼	-100.0%	-1
	Permanency Planning	PH	0	▼	-100.0%	-1
	Temporary Detention Order	TD	0	▼	-100.0%	-1
	Traffic	T	0	▼	-100.0%	-2
	Truancy	TR	0	▼	-100.0%	-2
	Total			19	▼	-60.4%
GRAND TOTAL			41	▼	-49.4%	-40

Filings by Major Case Category**

Category	Summary	Change	% Change	Absolute Change	
Adult Criminal	13	▲		0	
Child Dependency	1	▲	-66.7%	-2	
Child in Need of Services/Supervision	0	▼	-100.0%	-2	
Custody and Visitation	9	▲	-72.7%	-24	
Delinquency	6	▼	-14.3%	-1	
Juvenile Miscellaneous	2	▲	-	+2	
New to Workload Study	1	▲	-	+1	
Other	5	▼	-37.5%	-3	
Protective Orders	3	▼	-25.0%	-1	
Support	1	▼	-88.9%	-8	
Traffic	0	▼	-100.0%	-2	
GRAND TOTAL		41	▼	-49.4%	-40

* Compared to same time period as previous year
 2/15/2024 10:10:54AM

** Case Type Categories are defined in the 2017 Virginia Judicial Workload Assessment
 Source: SCV-SQL-Information

2024 Overall GRAND TOTAL		Distribution of Caseload		Change*		Percentage (%) of Caseload		
50 +17 51.5% 	Adult	32	64%	128.6%	▲	+18	2023	2024
	Juvenile	18	36%	-5.3%	▼	-1	42.4%	64.0%
GRAND TOTAL		50	100%	51.5%	▲	+17	100%	100%

Filings by Division & Code

Division	Case Type Description	Code	Summary	Change	% Change	Absolute Change
Adult	Misdemeanor	CM	15	▲	+650.0%	+13
	Other	OT	9	▲	+350.0%	+7
	Felony	CF	5	▲	+400.0%	+4
	Show Cause	SC	2	▲	+100.0%	+1
	Civil Support	VS	1	▼	-75.0%	-3
	Capias	CA	0	▼	-100.0%	-3
	Family Abuse - Protective Order	FP	0	▼	-100.0%	-1
	Total			32	▲	128.6%
Juvenile	Custody Visitation	CV	7	▲	+75.0%	+3
	Misdemeanor	DM	3	▼	-66.7%	-6
	Emergency Custody Order	EC	2	▲	+100.0%	+1
	Foster Care Review	FC	2	▲	-	+2
	Temporary Detention Order	TD	2	▲	-	+2
	Felony	DF	1	▲	-	+1
	Traffic	T	1	▼	-50.0%	-1
	Child In Need of Services	CS	0	▼	-100.0%	-1
	Paternity	PT	0	▼	-100.0%	-1
	Permanency Planning	PH	0	▼	-100.0%	-1
	Total			18	▼	-5.3%
GRAND TOTAL			50	▲	51.5%	+17

Filings by Major Case Category**

Category	Summary	Change	% Change	Absolute Change	
Adult Criminal	20	▲	+233.3%	+14	
Child Dependency	2	▲	+100.0%	+1	
Child in Need of Services/Supervision	0	▼	-100.0%	-1	
Custody and Visitation	7	▼	+40.0%	+2	
Delinquency	4	▲	-55.6%	-5	
Other	13	▲	+333.3%	+10	
Protective Orders	0	▼	-100.0%	-1	
Support	3	▲	-40.0%	-2	
Traffic	1	▼	-50.0%	-1	
GRAND TOTAL		50	▲	51.5%	+17

* Compared to same time period as previous year
 2/15/2024 10:10:54AM

** Case Type Categories are defined in the 2017 Virginia Judicial Workload Assessment
 Source: SCV-SQL-Information

2024 Overall GRAND TOTAL		Distribution of Caseload		Change*		Percentage (%) of Caseload			
190 -3.6% 	-7	Adult	111	58%	-9.8% ▼	-12	Adult	62.4%	58.4%
		Juvenile	79	42%	6.8% ▲	+5	Juvenile	37.6%	41.6%
		GRAND TOTAL	190	100%	-3.6% ▼	-7	GRAND TOTAL	100%	100%

Filings by Division & Code

Division	Case Type Description	Code	Summary	Change	% Change	Absolute Change	
Adult	Misdemeanor	CM	24	▲	+26.3%	+5	
	Other	OT	23	▲	+43.8%	+7	
	Civil Support	VS	17	▼	-15.0%	-3	
	Family Abuse - Protective Order	FP	17	▲	+70.0%	+7	
	Show Cause	SC	12	▼	-62.5%	-20	
	Felony	CF	10	▲	+100.0%	+5	
	Capias	CA	7	▲	-58.8%	-10	
	Bond Forfeiture	BF	1	▲	-	+1	
	Motion - Protective Order	MP	0	▼	-100.0%	-2	
	Non-Family Abuse Protective Order	AP	0	▼	-100.0%	-1	
	Violation of Protective Order	PV	0	▼	-100.0%	-1	
	Total		111	▼	-9.8%	-12	
Juvenile	Custody Visitation	CV	40	▼	-16.7%	-8	
	Misdemeanor	DM	12	▲	+500.0%	+10	
	Abuse and Neglect	AN	9	▲	-	+9	
	Initial Foster Care	IF	5	▲	+400.0%	+4	
	Foster Care Review	FC	3	▼	-25.0%	-1	
	Terminate Parental Rights	TP	3	▲	-	+3	
	Traffic	T	2	↔	-	-	
	Capias	CA	1	▲	-	+1	
	Emergency Custody Order	EC	1	↔	-	-	
	Relief of Custody	CR	1	▲	-	+1	
	Show Cause	SC	1	▲	-	+1	
	Temporary Detention Order	TD	1	▲	-	+1	
	Felony	DF	0	▼	-100.0%	-3	
	Non-Family Abuse Protective Order	AP	0	▼	-100.0%	-1	
	Special Immigrant Juvenile Status	SI	0	▼	-100.0%	-2	
	Status	ST	0	▼	-100.0%	-7	
	Truancy	TR	0	▼	-100.0%	-3	
		Total		79	▲	6.8%	+5
		GRAND TOTAL		190	▼	-3.6%	-7

Filings by Major Case Category**

Category	Summary	Change	% Change	Absolute Change		
Adult Criminal	46	▲	-13.2%	-7		
Child Dependency	21	▲	+320.0%	+16		
Child in Need of Services/Supervision	0	▼	-100.0%	-3		
Custody and Visitation	40	▼	-16.7%	-8		
Delinquency	14	▲	+180.0%	+9		
Juvenile Miscellaneous	0	▼	-100.0%	-7		
New to Workload Study	0	▼	-100.0%	-2		
Other	25	▲	+47.1%	+8		
Protective Orders	17	▼	+21.4%	+3		
Support	25	▲	-39.0%	-16		
Traffic	2	↔	-	0		
	GRAND TOTAL		190	▼	-3.6%	-7

* Compared to same time period as previous year
 2/15/2024 10:10:54AM

** Case Type Categories are defined in the 2017 Virginia Judicial Workload Assessment
 Source: SCV-SQL-Information

2024 Overall GRAND TOTAL		Distribution of Caseload		Change*		Percentage (%) of Caseload			
200 +43 27.4% 		Adult	100	50%	61.3% ▲	+38	Adult	39.5%	50.0%
		Juvenile	100	50%	5.3% ▲	+5	Juvenile	60.5%	50.0%
		GRAND TOTAL	200	100%	27.4% ▲	+43	GRAND TOTAL	100%	100%

Filings by Division & Code

Division	Case Type Description	Code	Summary	Change	% Change	Absolute Change
Adult	Misdemeanor	CM	43	▲	+330.0%	+33
	Civil Support	VS	12	▲	+100.0%	+6
	Family Abuse - Protective Order	FP	12	▲	+20.0%	+2
	Other	OT	12	▲	+200.0%	+8
	Felony	CF	11	▲	+120.0%	+6
	Show Cause	SC	6	▼	-60.0%	-9
	Capias	CA	3	▼	-66.7%	-6
	Remand Support	RS	1	▲	-	+1
	Motion - Protective Order	MP	0	▼	-100.0%	-2
	Non-Family Abuse Protective Order	AP	0	▼	-100.0%	-1
	Total		100	▲	61.3%	+38
Juvenile	Custody Visitation	CV	52	▼	-5.5%	-3
	Traffic	T	16	▲	+700.0%	+14
	Misdemeanor	DM	13	▲	+62.5%	+5
	Civil Violation	CI	6	▲	-	+6
	Non-Family Abuse Protective Order	AP	6	▲	+100.0%	+3
	Felony	DF	5	▼	-75.0%	-15
	Remand Custody	RC	1	▲	-	+1
	Remand Visitation	RV	1	▲	-	+1
	Abuse and Neglect	AN	0	▼	-100.0%	-4
	Capias	CA	0	▼	-100.0%	-1
Show Cause	SC	0	▼	-100.0%	-2	
	Total		100	▲	5.3%	+5
GRAND TOTAL			200	▲	27.4%	+43

Filings by Major Case Category**

Category	Summary	Change	% Change	Absolute Change	
Adult Criminal	63	▲	+70.3%	+26	
Child Dependency	0	▼	-100.0%	-4	
Custody and Visitation	52	▼	-5.5%	-3	
Delinquency	18	▼	-41.9%	-13	
New to Workload Study	6	▲	-	+6	
Other	15	▲	+275.0%	+11	
Protective Orders	18	▼	+12.5%	+2	
Support	12	↔	+50.0%	+4	
Traffic	16	▲	+700.0%	+14	
GRAND TOTAL		200	▲	27.4%	+43

* Compared to same time period as previous year
 2/15/2024 10:10:54AM

** Case Type Categories are defined in the 2017 Virginia Judicial Workload Assessment
 Source: SCV-SQL-Information

2024 Overall GRAND TOTAL		Distribution of Caseload		Change*		Percentage (%) of Caseload		
15	-11 -42.3%	Adult	12 80%	9.1% ▲	+1	Adult	2023 42.3%	2024 80.0%
2024		Juvenile	3 20%	-80.0% ▼	-12	Juvenile	57.7%	20.0%
2023		GRAND TOTAL	15 100%	-42.3% ▼	-11	GRAND TOTAL	100%	100%

Filings by Division & Code

Division	Case Type Description	Code	Summary	Change	% Change	Absolute Change
Adult	Misdemeanor	CM	5	▲	+400.0%	+4
	Family Abuse - Protective Order	FP	2	▲	-	+2
	Felony	CF	2	▲	+100.0%	+1
	Other	OT	2	▼	-33.3%	-1
	Show Cause	SC	1	▼	-83.3%	-5
	Total			12	▲	9.1%
Juvenile	Custody Visitation	CV	2	▼	-85.7%	-12
	Traffic	T	1	↔	-	-
	Total		3	▼	-80.0%	-12
GRAND TOTAL			15	▼	-42.3%	-11

Filings by Major Case Category**

Category	Summary	Change	% Change	Absolute Change
Adult Criminal	8	▲	+33.3%	+2
Custody and Visitation	2	▼	-85.7%	-12
Other	2	▼	-33.3%	-1
Protective Orders	2	▲	-	+2
Support	0	▼	-100.0%	-2
Traffic	1	↔	-	0
GRAND TOTAL	15	▼	-42.3%	-11

* Compared to same time period as previous year
 2/15/2024 10:10:54AM

** Case Type Categories are defined in the 2017 Virginia Judicial Workload Assessment
 Source: SCV-SQL-Information

2024 Overall GRAND TOTAL		Distribution of Caseload		Change*		Percentage (%) of Caseload		
<p>2024 37 +2 5.7%</p> <p>2023</p>	Adult	20	54%	-4.8% ▼	-1	Adult	60.0%	54.1%
	Juvenile	17	46%	21.4% ▲	+3	Juvenile	40.0%	45.9%
	GRAND TOTAL	37	100%	5.7% ▲	+2	GRAND TOTAL	100%	100%

Filings by Division & Code

Division	Case Type Description	Code	Summary	Change	% Change	Absolute Change
Adult	Misdemeanor	CM	6	▲	+20.0%	+1
	Civil Support	VS	5	▲	+25.0%	+1
	Show Cause	SC	5	▲	+25.0%	+1
	Family Abuse - Protective Order	FP	4	▲	+33.3%	+1
	Capias	CA	0	▼	-100.0%	-3
	Felony	CF	0	▼	-100.0%	-1
	Other	OT	0	▼	-100.0%	-1
	Total			20	▼	-4.8%
Juvenile	Custody Visitation	CV	8	▲	+100.0%	+4
	Permanency Planning	PH	6	▲	-	+6
	Misdemeanor	DM	1	▼	-50.0%	-1
	Special Immigrant Juvenile Status	SI	1	▲	-	+1
	Traffic	T	1	▼	-50.0%	-1
	Abuse and Neglect	AN	0	▼	-100.0%	-6
	Total			17	▲	21.4%
GRAND TOTAL			37	▲	5.7%	+2

Filings by Major Case Category**

Category	Summary	Change	% Change	Absolute Change
Adult Criminal	10	▼	-23.1%	-3
Child Dependency	6	▲	-	0
Custody and Visitation	8	▲	+100.0%	+4
Delinquency	1	▼	-50.0%	-1
New to Workload Study	1	▲	-	+1
Other	0	▼	-100.0%	-1
Protective Orders	4	▲	+33.3%	+1
Support	6	▲	+50.0%	+2
Traffic	1	▼	-50.0%	-1
GRAND TOTAL	37	▲	5.7%	+2

* Compared to same time period as previous year
 2/15/2024 10:10:54AM

** Case Type Categories are defined in the 2017 Virginia Judicial Workload Assessment
 Source: SCV-SQL-Information

2024 Overall GRAND TOTAL		Distribution of Caseload		Change*		Percentage (%) of Caseload		
1,151	-53 -4.4%	Adult	773 67%	-8.7% ▼	-74	Adult	2023 70.3%	2024 67.2%
2024		Juvenile	378 33%	5.9% ▲	+21	Juvenile	29.7%	32.8%
2023		GRAND TOTAL	1,151 100%	-4.4% ▼	-53	GRAND TOTAL	100%	100%

Filings by Division & Code

Division	Case Type Description	Code	Summary	Change	% Change	Absolute Change
Adult	Misdemeanor	CM	220	▼	-18.2%	-49
	Other	OT	160	▲	+5.3%	+8
	Show Cause	SC	115	▼	+19.8%	+19
	Felony	CF	95	▲	+21.8%	+17
	Civil Support	VS	87	▼	-15.5%	-16
	Family Abuse - Protective Order	FP	55	▼	-12.7%	-8
	Capias	CA	30	▼	-60.0%	-45
	Non-Family Abuse Protective Order	AP	5	▲	+66.7%	+2
	Violation of Protective Order	PV	4	▼	-20.0%	-1
	Bond Forfeiture	BF	1	↔		-
	Motion - Protective Order	MP	1	↔		-
	Remand Support	RS	0	▼	-100.0%	-1
		Total		773	▼	-8.7%
Juvenile	Custody Visitation	CV	179	▼	-4.8%	-9
	Misdemeanor	DM	57	▲	+29.5%	+13
	Felony	DF	15	▼	-28.6%	-6
	Show Cause	SC	15	▲	+650.0%	+13
	Status	ST	13	▼	-18.8%	-3
	Child In Need of Services	CS	11	▲	+1,000.0%	+10
	Non-Family Abuse Protective Order	AP	11	▲	+450.0%	+9
	Abuse and Neglect	AN	9	▼	-30.8%	-4
	Foster Care Review	FC	9	▲	+50.0%	+3
	Other	OT	9	▲	+200.0%	+6
	Paternity	PT	8	▼	-20.0%	-2
	Truancy	TR	8	▼	-38.5%	-5
	Permanency Planning	PH	7	▲	+40.0%	+2
	Initial Foster Care	IF	6	▲	+500.0%	+5
	Mental Commitment	MC	6	▼	-60.0%	-9
	Terminate Parental Rights	TP	4	▲	+100.0%	+2
	Traffic	T	4	▼	-55.6%	-5
	Family Abuse - Protective Order	FP	3	▲	-	+3
	Special Immigrant Juvenile Status	SI	2	▲	-	+2
	Civil Violation	CI	1	▲	-	+1
	Emergency Custody Order	EC	1	↔		-
	Remand Custody	RC	0	▼	-100.0%	-3
	Temporary Detention Order	TD	0	▼	-100.0%	-2
	Total		378	▲	5.9%	+21
	GRAND TOTAL		1,151	▼	-4.4%	-53

Filings by Major Case Category**

Category	Summary	Change	% Change	Absolute Change
Adult Criminal	454	▼	-7.3%	-36
Child Dependency	35	▲	+29.6%	+8
Child in Need of Services/Supervision	19	▲	+35.7%	+5
Custody and Visitation	187	▼	-5.6%	-11
Delinquency	87	▲	+29.9%	+20
Juvenile Miscellaneous	13	▼	-18.8%	-3
New to Workload Study	3	▲	-	+3

* Compared to same time period as previous year
 2/15/2024 10:10:54AM

** Case Type Categories are defined in the 2017 Virginia Judicial Workload Assessment
 Source: SCV-SQL-Information

Other	176	▼	-0.6%	-1
Protective Orders	75	▲	+8.7%	+6
Support	98	▼	-28.5%	-39
Traffic	4	▼	-55.6%	-5
GRAND TOTAL	1,151	▼	-4.4%	-53

2024 Overall GRAND TOTAL		Distribution of Caseload		Change*		Percentage (%) of Caseload		
781	+71 10.0%	Adult	390 50%	-3.0% ▼	-12	Adult	2023 56.6%	2024 49.9%
2024		Juvenile	391 50%	26.9% ▲	+83	Juvenile	43.4%	50.1%
		GRAND TOTAL	781 100%	10.0% ▲	+71	GRAND TOTAL	100%	100%

Filings by Division & Code

Division	Case Type Description	Code	Summary	Change	% Change	Absolute Change
Adult	Misdemeanor	CM	127	▲	+32.3%	+31
	Show Cause	SC	63	▼	-40.6%	-43
	Civil Support	VS	56	↔		-
	Family Abuse - Protective Order	FP	54	▲	+63.6%	+21
	Other	OT	39	▲	+200.0%	+26
	Capias	CA	30	▼	-41.2%	-21
	Felony	CF	16	▼	-56.8%	-21
	Non-Family Abuse Protective Order	AP	2	▲	+100.0%	+1
	Violation of Protective Order	PV	2	▼	-66.7%	-4
	Remand Support	RS	1	▲	-	+1
	Motion - Protective Order	MP	0	▼	-100.0%	-2
	Restricted License for Non-Support	SL	0	▼	-100.0%	-1
	Total		390	▼	-3.0%	-12
Juvenile	Custody Visitation	CV	246	▲	+37.4%	+67
	Misdemeanor	DM	50	▲	+35.1%	+13
	Status	ST	14	▼	-22.2%	-4
	Truancy	TR	14	▲	+7.7%	+1
	Permanency Planning	PH	9	▲	+80.0%	+4
	Abuse and Neglect	AN	8	▲	+166.7%	+5
	Felony	DF	8	▼	-63.6%	-14
	Foster Care Review	FC	8	↔		-
	Traffic	T	8	▲	+14.3%	+1
	Paternity	PT	4	▲	+300.0%	+3
	Temporary Detention Order	TD	4	▲	-	+4
	Voluntary Continuing Services and Support Agreen	VA	3	▲	+50.0%	+1
	Civil Violation	CI	2	▲	-	+2
	Family Abuse - Protective Order	FP	2	▲	-	+2
	Initial Foster Care	IF	2	↔		-
	Non-Family Abuse Protective Order	AP	2	▲	+100.0%	+1
	Other	OT	2	▲	-	+2
	Show Cause	SC	2	↔		-
	Capias	CA	1	▼	-50.0%	-1
	Child at Risk	RI	1	▲	-	+1
	Relief of Custody	CR	1	▲	-	+1
	Child In Need of Services	CS	0	▼	-100.0%	-2
	Terminate Parental Rights	TP	0	▼	-100.0%	-4
		Total		391	▲	26.9%
	GRAND TOTAL		781	▲	10.0%	+71

Filings by Major Case Category**

Category	Summary	Change	% Change	Absolute Change
Adult Criminal	229	▼	-17.3%	-48
Child Dependency	32	▲	+33.3%	+8
Child in Need of Services/Supervision	14	▼	-6.7%	-1
Custody and Visitation	250	▲	+38.9%	+70
Delinquency	61	▼	-3.2%	-2
Juvenile Miscellaneous	14	▼	-22.2%	-4
New to Workload Study	2	▲	-	+2

CPSS - JCMS CASELOAD STATISTICS OF THE JUVENILE & DOMESTIC RELATIONS DISTRICT COURTS
 January 2024 thru January 2024 Filings (Compared to January 2023 thru January 2023)

Hampton

District: 8 FIPS: 650

Other	46	▲	+253.8%	+33
Protective Orders	60	▲	+62.2%	+23
Support	65	▼	-14.5%	-11
Traffic	8	▲	+14.3%	+1
GRAND TOTAL	781	▲	10.0%	+71

2024 Overall GRAND TOTAL		Distribution of Caseload				Change*		Percentage (%) of Caseload		
18 -21.7% 	-5	Adult	9	50%	-35.7% ▼	-5	Adult	60.9%	50.0%	
		Juvenile	9	50%	0.0%	0	Juvenile	39.1%	50.0%	
		GRAND TOTAL	18	100%	-21.7% ▼	-5	GRAND TOTAL	100%	100%	

Filings by Division & Code

Division	Case Type Description	Code	Summary	Change	% Change	Absolute Change
Adult	Civil Support	VS	2	▼	-33.3%	-1
	Misdemeanor	CM	2	▼	-66.7%	-4
	Other	OT	2	▲	+100.0%	+1
	Felony	CF	1	▲	-	+1
	Motion - Protective Order	MP	1	▲	-	+1
	Show Cause	SC	1	▲	-	-
	Family Abuse - Protective Order	FP	0	▼	-100.0%	-3
	Total			9	▼	-35.7%
Juvenile	Custody Visitation	CV	8	↔	-	-
	Truancy	TR	1	▲	-	+1
	Foster Care Review	FC	0	▼	-100.0%	-1
	Total			9		0.0%
GRAND TOTAL			18	▼	-21.7%	-5

Filings by Major Case Category**

Category	Summary	Change	% Change	Absolute Change	
Adult Criminal	3	▲	-57.1%	-4	
Child Dependency	0	▼	-100.0%	-1	
Child in Need of Services/Supervision	1	▲	-	+1	
Custody and Visitation	8	↔	-	0	
Other	2	▲	+100.0%	+1	
Protective Orders	1	▲	-66.7%	-2	
Support	3	▲	-	0	
GRAND TOTAL		18	▼	-21.7%	-5

* Compared to same time period as previous year
 2/15/2024 10:10:54AM

** Case Type Categories are defined in the 2017 Virginia Judicial Workload Assessment
 Source: SCV-SQL-Information

2024 Overall GRAND TOTAL		Distribution of Caseload			Change*		Percentage (%) of Caseload		
212 +41 24.0% 		Adult	123	58%	20.6% ▲	+21	Adult	2023 59.6%	2024 58.0%
		Juvenile	89	42%	29.0% ▲	+20	Juvenile	40.4%	42.0%
		GRAND TOTAL	212	100%	24.0% ▲	+41	GRAND TOTAL	100%	100%

Filings by Division & Code

Division	Case Type Description	Code	Summary	Change	% Change	Absolute Change
Adult	Misdemeanor	CM	56	▲	+115.4%	+30
	Other	OT	23	▲	+27.8%	+5
	Show Cause	SC	12	▼		-
	Family Abuse - Protective Order	FP	9	▲	+12.5%	+1
	Civil Support	VS	8	▼	-50.0%	-8
	Felony	CF	5	▼	-64.3%	-9
	Remand Support	RS	4	▲	-	+4
	Capias	CA	2	▼	-66.7%	-4
	Motion - Protective Order	MP	2	▲	+100.0%	+1
	Violation of Protective Order	PV	2	▲	+100.0%	+1
		Total		123	▲	20.6%
Juvenile	Custody Visitation	CV	53	▲	+65.6%	+21
	Remand Custody	RC	9	▲	-	+9
	Remand Visitation	RV	9	▲	-	+9
	Misdemeanor	DM	5	▼	-64.3%	-9
	Temporary Detention Order	TD	4	▲	-	+4
	Traffic	T	2	↔		-
	Abuse and Neglect	AN	1	↔		-
	Felony	DF	1	▼	-90.0%	-9
	Foster Care Review	FC	1	▼	-50.0%	-1
	Initial Foster Care	IF	1	↔		-
	Other	OT	1	▲	-	+1
	Status	ST	1	↔		-
	Voluntary Continuing Services and Support Agreem	VA	1	▲	-	+1
	Child In Need of Services	CS	0	▼	-100.0%	-1
	Motion - Protective Order	MP	0	▼	-100.0%	-2
	Non-Family Abuse Protective Order	AP	0	▼	-100.0%	-1
	Permanency Planning	PH	0	▼	-100.0%	-2
		Total		89	▲	29.0%
GRAND TOTAL			212	▲	24.0%	+41

Filings by Major Case Category**

Category	Summary	Change	% Change	Absolute Change
Adult Criminal	75	▲	+33.9%	+19
Child Dependency	4	▲	-33.3%	-2
Child in Need of Services/Supervision	0	▼	-100.0%	-1
Custody and Visitation	53	▲	+65.6%	+21
Delinquency	6	▼	-75.0%	-18
Juvenile Miscellaneous	1	↔		0
Other	50	▲	+177.8%	+32
Protective Orders	11	▼	-8.3%	-1
Support	10	▼	-47.4%	-9
Traffic	2	↔		0
GRAND TOTAL	212	▲	24.0%	+41

* Compared to same time period as previous year
 2/15/2024 10:10:54AM

** Case Type Categories are defined in the 2017 Virginia Judicial Workload Assessment
 Source: SCV-SQL-Information

2024 Overall GRAND TOTAL		Distribution of Caseload		Change*		Percentage (%) of Caseload				
2024	50	Adult	19	38%	58.3% ▲	+7	2023	60.0%	2024	38.0%
2023	150.0%	Juvenile	31	62%	287.5% ▲	+23	Juvenile	40.0%	62.0%	
		GRAND TOTAL	50	100%	150.0% ▲	+30	GRAND TOTAL	100%	100%	

Filings by Division & Code

Division	Case Type Description	Code	Summary	Change	% Change	Absolute Change
Adult	Other	OT	8	▲	+60.0%	+3
	Family Abuse - Protective Order	FP	4	▲	+100.0%	+2
	Civil Support	VS	3	▲	-	+3
	Misdemeanor	CM	3	▼	-40.0%	-2
	Capias	CA	1	▲	-	+1
	Total			19	▲	58.3%
Juvenile	Custody Visitation	CV	19	▲	+137.5%	+11
	Non-Family Abuse Protective Order	AP	6	▲	-	+6
	Foster Care Review	FC	4	▲	-	+4
	Other	OT	2	▲	-	+2
	Total			31	▲	287.5%
GRAND TOTAL			50	▲	150.0%	+30

Filings by Major Case Category**

Category	Summary	Change	% Change	Absolute Change
Adult Criminal	4	▲	-20.0%	-1
Child Dependency	4	▲	-	+4
Custody and Visitation	19	▲	+137.5%	+11
Other	10	▲	+100.0%	+5
Protective Orders	10	▲	+400.0%	+8
Support	3	▲	-	+3
GRAND TOTAL	50	▲	150.0%	+30

* Compared to same time period as previous year
 2/15/2024 10:10:54AM

** Case Type Categories are defined in the 2017 Virginia Judicial Workload Assessment
 Source: SCV-SQL-Information

2024 Overall GRAND TOTAL		Distribution of Caseload		Change*		Percentage (%) of Caseload			
118 +15 14.6% 		Adult	66	56%	26.9% ▲	+14	Adult	50.5%	55.9%
		Juvenile	52	44%	2.0% ▲	+1	Juvenile	49.5%	44.1%
		GRAND TOTAL	118	100%	14.6% ▲	+15	GRAND TOTAL	100%	100%

Filings by Division & Code

Division	Case Type Description	Code	Summary	Change	% Change	Absolute Change
Adult	Misdemeanor	CM	20	▲	+66.7%	+8
	Civil Support	VS	18	▲	+200.0%	+12
	Other	OT	13	▲	+44.4%	+4
	Family Abuse - Protective Order	FP	8	▲	+33.3%	+2
	Violation of Protective Order	PV	3	▲	-	+3
	Capias	CA	2	↔	-	-
	Felony	CF	1	↔	-	-
	Show Cause	SC	1	▼	-88.9%	-8
	Motion - Protective Order	MP	0	▼	-100.0%	-2
	Non-Family Abuse Protective Order	AP	0	▼	-100.0%	-5
	Total		66	▲	26.9%	+14
Juvenile	Custody Visitation	CV	35	▼	-12.5%	-5
	Traffic	T	8	▲	+60.0%	+3
	Foster Care Review	FC	3	↔	-	-
	Misdemeanor	DM	3	▲	+50.0%	+1
	Child In Need of Services	CS	2	▲	-	+2
	Show Cause	SC	1	▲	-	+1
	Abuse and Neglect	AN	0	▼	-100.0%	-1
	Total		52	▲	2.0%	+1
GRAND TOTAL			118	▲	14.6%	+15

Filings by Major Case Category**

Category	Summary	Change	% Change	Absolute Change	
Adult Criminal	26	▲	+8.3%	+2	
Child Dependency	3	▼	-25.0%	-1	
Child in Need of Services/Supervision	2	▲	-	+2	
Custody and Visitation	35	▼	-12.5%	-5	
Delinquency	4	▲	+100.0%	+2	
Other	13	▲	+44.4%	+4	
Protective Orders	8	▼	-38.5%	-5	
Support	19	▲	+216.7%	+13	
Traffic	8	▲	+60.0%	+3	
GRAND TOTAL		118	▲	14.6%	+15

* Compared to same time period as previous year
 2/15/2024 10:10:54AM

** Case Type Categories are defined in the 2017 Virginia Judicial Workload Assessment
 Source: SCV-SQL-Information

2024 Overall GRAND TOTAL		Distribution of Caseload		Change*		Percentage (%) of Caseload			
32 	+2	Adult	15	47%	36.4% ▲	+4	Adult	36.7%	46.9%
	6.7%	Juvenile	17	53%	-10.5% ▼	-2	Juvenile	63.3%	53.1%
GRAND TOTAL		32	100%	6.7% ▲	+2	GRAND TOTAL		100%	100%

Filings by Division & Code

Division	Case Type Description	Code	Summary	Change	% Change	Absolute Change
Adult	Show Cause	SC	4	▲	+100.0%	+2
	Other	OT	3	▲	-	+3
	Civil Support	VS	2	▼	-75.0%	-6
	Family Abuse - Protective Order	FP	2	▲	+100.0%	+1
	Misdemeanor	CM	2	▲	-	+2
	Capias	CA	1	▲	-	+1
	Motion - Protective Order	MP	1	▲	-	+1
	Total			15	▲	36.4%
Juvenile	Custody Visitation	CV	5	▼	-58.3%	-7
	Abuse and Neglect	AN	4	▲	+300.0%	+3
	Traffic	T	3	▲	-	+3
	Status	ST	2	▲	-	+2
	Initial Foster Care	IF	1	▲	-	+1
	Misdemeanor	DM	1	↔	-	-
	Paternity	PT	1	▲	-	+1
	Child In Need of Services	CS	0	▼	-100.0%	-1
	Felony	DF	0	▼	-100.0%	-3
	Truancy	TR	0	▼	-100.0%	-1
Total			17	▼	-10.5%	-2
GRAND TOTAL			32	▲	6.7%	+2

Filings by Major Case Category**

Category	Summary	Change	% Change	Absolute Change
Adult Criminal	5	▲	+150.0%	+3
Child Dependency	5	▲	+400.0%	+4
Child in Need of Services/Supervision	0	▼	-100.0%	-2
Custody and Visitation	6	▲	-50.0%	-6
Delinquency	1	▼	-75.0%	-3
Juvenile Miscellaneous	2	▲	-	+2
Other	3	▲	-	+3
Protective Orders	3	▲	+200.0%	+2
Support	4	▲	-50.0%	-4
Traffic	3	▲	-	+3
GRAND TOTAL	32	▲	6.7%	+2

* Compared to same time period as previous year
 2/15/2024 10:10:54AM

** Case Type Categories are defined in the 2017 Virginia Judicial Workload Assessment
 Source: SCV-SQL-Information

2024 Overall GRAND TOTAL		Distribution of Caseload		Change*		Percentage (%) of Caseload			
<p>58 +13 28.9%</p>	Adult	34	59%	70.0%	▲	+14	Adult	44.4%	58.6%
	Juvenile	24	41%	-4.0%	▼	-1	Juvenile	55.6%	41.4%
GRAND TOTAL		58	100%	28.9%	▲	+13	GRAND TOTAL	100%	100%

Filings by Division & Code

Division	Case Type Description	Code	Summary	Change	% Change	Absolute Change
Adult	Misdemeanor	CM	9	▲	+80.0%	+4
	Other	OT	7	▲	+75.0%	+3
	Civil Support	VS	6	▲	+500.0%	+5
	Family Abuse - Protective Order	FP	4	▲	+300.0%	+3
	Show Cause	SC	4	▼	-42.9%	-3
	Felony	CF	3	▲	-	+3
	Remand Support	RS	1	▲	-	+1
	Capias	CA	0	▼	-100.0%	-2
Total			34	▲	70.0%	+14
Juvenile	Custody Visitation	CV	16	▲	+6.7%	+1
	Remand Visitation	RV	2	▲	-	+2
	Show Cause	SC	2	▲	-	+2
	Status	ST	2	▲	-	+2
	Remand Custody	RC	1	▲	-	+1
	Traffic	T	1	▲	-	+1
	Misdemeanor	DM	0	▼	-100.0%	-8
	Motion - Protective Order	MP	0	▼	-100.0%	-2
Total			24	▼	-4.0%	-1
GRAND TOTAL			58	▲	28.9%	+13

Filings by Major Case Category**

Category	Summary	Change	% Change	Absolute Change	
Adult Criminal	16	▲	+45.5%	+5	
Custody and Visitation	16	▲	+6.7%	+1	
Delinquency	2	▲	-75.0%	-6	
Juvenile Miscellaneous	2	▲	-	+2	
Other	11	▲	+175.0%	+7	
Protective Orders	4	▲	+33.3%	+1	
Support	6	▲	+50.0%	+2	
Traffic	1	▲	-	+1	
GRAND TOTAL		58	▲	28.9%	+13

* Compared to same time period as previous year
 2/15/2024 10:10:54AM

** Case Type Categories are defined in the 2017 Virginia Judicial Workload Assessment
 Source: SCV-SQL-Information

2024 Overall GRAND TOTAL		Distribution of Caseload		Change*		Percentage (%) of Caseload		
110 +13 13.4% 	Adult	69	63%	38.0% ▲	+19	Adult	2023	2024
	Juvenile	41	37%	-12.8% ▼	-6	Juvenile	51.5%	62.7%
GRAND TOTAL		110	100%	13.4% ▲	+13	GRAND TOTAL	100%	100%

Filings by Division & Code

Division	Case Type Description	Code	Summary	Change	% Change	Absolute Change
Adult	Show Cause	SC	20	▲	+233.3%	+14
	Civil Support	VS	14	▲	+366.7%	+11
	Misdemeanor	CM	13	▼	-35.0%	-7
	Other	OT	8	▲	+60.0%	+3
	Felony	CF	7	▲	+75.0%	+3
	Family Abuse - Protective Order	FP	5	▼	-28.6%	-2
	Capias	CA	1	▼	-50.0%	-1
	Remand Support	RS	1	▲	-	+1
	Motion - Protective Order	MP	0	▼	-100.0%	-3
	Total			69	▲	38.0%
Juvenile	Custody Visitation	CV	31	▲	+40.9%	+9
	Felony	DF	3	▲	+200.0%	+2
	Misdemeanor	DM	3	▼	-72.7%	-8
	Paternity	PT	2	▲	-	+2
	Permanency Planning	PH	1	▲	-	+1
	Traffic	T	1	▼	-83.3%	-5
	Mental Commitment	MC	0	▼	-100.0%	-2
	Non-Family Abuse Protective Order	AP	0	▼	-100.0%	-1
	Other	OT	0	▼	-100.0%	-1
	Status	ST	0	▼	-100.0%	-1
	Temporary Detention Order	TD	0	▼	-100.0%	-1
	Voluntary Continuing Services and Support Agree	VA	0	▼	-100.0%	-1
	Total			41	▼	-12.8%
GRAND TOTAL			110	▲	13.4%	+13

Filings by Major Case Category**

Category	Summary	Change	% Change	Absolute Change	
Adult Criminal	30	▲	+11.1%	+3	
Child Dependency	1	▲	-	0	
Custody and Visitation	33	▲	+50.0%	+11	
Delinquency	6	▲	-50.0%	-6	
Juvenile Miscellaneous	0	▼	-100.0%	-1	
Other	9	▲	-	0	
Protective Orders	5	▼	-54.5%	-6	
Support	25	▲	+212.5%	+17	
Traffic	1	▼	-83.3%	-5	
GRAND TOTAL		110	▲	13.4%	+13

* Compared to same time period as previous year
 2/15/2024 10:10:54AM

** Case Type Categories are defined in the 2017 Virginia Judicial Workload Assessment
 Source: SCV-SQL-Information

2024 Overall GRAND TOTAL		Distribution of Caseload		Change*		Percentage (%) of Caseload		
323	-75 -18.8%	Adult	159 49%	-27.1% ▼	-59	Adult	54.8%	49.2%
2024		Juvenile	164 51%	-8.9% ▼	-16	Juvenile	45.2%	50.8%
2023		GRAND TOTAL	323 100%	-18.8% ▼	-75	GRAND TOTAL	100%	100%

Filings by Division & Code

Division	Case Type Description	Code	Summary	Change	% Change	Absolute Change
Adult	Show Cause	SC	36	▼	-37.9%	-22
	Misdemeanor	CM	34	▼	-34.6%	-18
	Civil Support	VS	28	▲	+7.7%	+2
	Felony	CF	18	▲	+38.5%	+5
	Family Abuse - Protective Order	FP	14	▲	+55.6%	+5
	Capias	CA	12	▼	+20.0%	+2
	Other	OT	8	▼	-80.5%	-33
	Remand Support	RS	5	↔		-
	Violation of Protective Order	PV	3	↔		-
	Motion - Protective Order	MP	1	↔		-
	Total		159	▼	-27.1%	-59
Juvenile	Custody Visitation	CV	94	▼	-17.5%	-20
	Misdemeanor	DM	11	▲	+10.0%	+1
	Remand Custody	RC	11	▲	+57.1%	+4
	Remand Visitation	RV	11	▲	+22.2%	+2
	Show Cause	SC	9	▲	+12.5%	+1
	Foster Care Review	FC	5	▲	+66.7%	+2
	Special Immigrant Juvenile Status	SI	4	▲	-	+4
	Felony	DF	3	▲	+200.0%	+2
	Permanency Planning	PH	3	▲	+200.0%	+2
	Status	ST	3	▲	+200.0%	+2
	Temporary Detention Order	TD	3	▲	-	+3
	Civil Violation	CI	2	▲	-	+2
	Motion - Protective Order	MP	2	▲	+100.0%	+1
	Non-Family Abuse Protective Order	AP	1	↔		-
	Paternity	PT	1	▼	-83.3%	-5
	Truancy	TR	1	▼	-91.7%	-11
	Abuse and Neglect	AN	0	▼	-100.0%	-1
	Emergency Custody Order	EC	0	▼	-100.0%	-1
	Initial Foster Care	IF	0	▼	-100.0%	-1
Traffic	T	0	▼	-100.0%	-3	
	Total		164	▼	-8.9%	-16
GRAND TOTAL			323	▼	-18.8%	-75

Filings by Major Case Category**

Category	Summary	Change	% Change	Absolute Change
Adult Criminal	97	▲	-14.2%	-16
Child Dependency	8	▲	+33.3%	+2
Child in Need of Services/Supervision	1	▼	-91.7%	-11
Custody and Visitation	95	▼	-20.8%	-25
Delinquency	23	▲	+21.1%	+4
Juvenile Miscellaneous	3	▲	+200.0%	+2
New to Workload Study	6	▲	-	+6
Other	38	▲	-39.7%	-25
Protective Orders	18	▲	+50.0%	+6
Support	34	▼	-30.6%	-15
Traffic	0	▼	-100.0%	-3

* Compared to same time period as previous year
 2/15/2024 10:10:54AM

** Case Type Categories are defined in the 2017 Virginia Judicial Workload Assessment
 Source: SCV-SQL-Information

GRAND TOTAL

323



-18.8%

-75

2024 Overall GRAND TOTAL		Distribution of Caseload		Change*		Percentage (%) of Caseload			
374 +76 25.5% 		Adult	158	42%	-1.9% ▼	-3	Adult	54.0%	42.2%
		Juvenile	216	58%	57.7% ▲	+79	Juvenile	46.0%	57.8%
		GRAND TOTAL	374	100%	25.5% ▲	+76	GRAND TOTAL	100%	100%

Filings by Division & Code

Division	Case Type Description	Code	Summary	Change	% Change	Absolute Change
Adult	Misdemeanor	CM	43	▲	+19.4%	+7
	Civil Support	VS	36	▲	+56.5%	+13
	Show Cause	SC	22	▲	-4.3%	-1
	Felony	CF	18	▼	-41.9%	-13
	Other	OT	16	▼	-23.8%	-5
	Remand Support	RS	8	↔	-	-
	Family Abuse - Protective Order	FP	5	▼	-58.3%	-7
	Non-Family Abuse Protective Order	AP	5	▲	-	+5
	Capias	CA	4	▲	-42.9%	-3
	Motion - Protective Order	MP	1	▲	-	+1
	Total		158	▼	-1.9%	-3
Juvenile	Custody Visitation	CV	91	▲	+13.8%	+11
	Misdemeanor	DM	49	▲	+145.0%	+29
	Felony	DF	19	▲	+171.4%	+12
	Terminate Parental Rights	TP	8	▲	-	+8
	Remand Custody	RC	7	▲	+75.0%	+3
	Remand Visitation	RV	7	▲	+75.0%	+3
	Abuse and Neglect	AN	6	▲	-	+6
	Other	OT	5	▲	-	+5
	Truancy	TR	5	↔	-	-
	Permanency Planning	PH	4	▲	+300.0%	+3
	Traffic	T	4	▼	-60.0%	-6
	Initial Foster Care	IF	3	▲	-	+3
	Civil Violation	CI	2	▲	+100.0%	+1
	Foster Care Review	FC	2	▲	+100.0%	+1
	Non-Family Abuse Protective Order	AP	2	▲	-	+2
	Emergency Custody Order	EC	1	▲	-	+1
	Status	ST	1	▲	-	+1
	Paternity	PT	0	▼	-100.0%	-1
	Show Cause	SC	0	▼	-100.0%	-3
		Total		216	▲	57.7%
	GRAND TOTAL		374	▲	25.5%	+76

Filings by Major Case Category**

Category	Summary	Change	% Change	Absolute Change
Adult Criminal	77	▼	-16.3%	-15
Child Dependency	23	▲	+1,050.0%	+21
Child in Need of Services/Supervision	5	↔	-	0
Custody and Visitation	91	▼	+12.3%	+10
Delinquency	68	▲	+126.7%	+38
Juvenile Miscellaneous	1	▲	-	+1
New to Workload Study	2	▲	+100.0%	+1
Other	44	▲	+18.9%	+7
Protective Orders	13	▲	+8.3%	+1
Support	46	▲	+64.3%	+18
Traffic	4	▼	-60.0%	-6
GRAND TOTAL	374	▲	25.5%	+76

* Compared to same time period as previous year
 2/15/2024 10:10:54AM

** Case Type Categories are defined in the 2017 Virginia Judicial Workload Assessment
 Source: SCV-SQL-Information

2024 Overall GRAND TOTAL		Distribution of Caseload		Change*		Percentage (%) of Caseload			
92	+17 22.7%	Adult	47	51%	11.9% ▲	+5	Adult	56.0%	51.1%
2024	↑	Juvenile	45	49%	36.4% ▲	+12	Juvenile	44.0%	48.9%
2023		GRAND TOTAL	92	100%	22.7% ▲	+17	GRAND TOTAL	100%	100%

Filings by Division & Code

Division	Case Type Description	Code	Summary	Change	% Change	Absolute Change
Adult	Misdemeanor	CM	10	▼	-9.1%	-1
	Other	OT	9	▼	-10.0%	-1
	Civil Support	VS	8	▲	+60.0%	+3
	Family Abuse - Protective Order	FP	7	▲	+250.0%	+5
	Felony	CF	4	▼	-20.0%	-1
	Motion - Protective Order	MP	3	▲	+200.0%	+2
	Show Cause	SC	3	▲	-57.1%	-4
	Capias	CA	2	▲	+100.0%	+1
	Non-Family Abuse Protective Order	AP	1	▲	-	+1
	Total			47	▲	11.9%
Juvenile	Custody Visitation	CV	24	▲	+50.0%	+8
	Misdemeanor	DM	8	▲	+14.3%	+1
	Truancy	TR	4	▲	-	+4
	Permanency Planning	PH	3	▲	+200.0%	+2
	Traffic	T	2	↔	-	-
	Abuse and Neglect	AN	1	▼	-66.7%	-2
	Initial Foster Care	IF	1	▲	-	+1
	Status	ST	1	▲	-	+1
	Terminate Parental Rights	TP	1	▲	-	+1
	Child In Need of Services	CS	0	▼	-100.0%	-1
	Motion - Protective Order	MP	0	▼	-100.0%	-2
	Temporary Detention Order	TD	0	▼	-100.0%	-1
	Total			45	▲	36.4%
GRAND TOTAL			92	▲	22.7%	+17

Filings by Major Case Category**

Category	Summary	Change	% Change	Absolute Change	
Adult Criminal	17	▼	-26.1%	-6	
Child Dependency	6	▲	+50.0%	+2	
Child in Need of Services/Supervision	4	▲	+300.0%	+3	
Custody and Visitation	24	▲	+50.0%	+8	
Delinquency	8	▲	+14.3%	+1	
Juvenile Miscellaneous	1	▲	-	+1	
Other	9	▼	-18.2%	-2	
Protective Orders	11	▲	+120.0%	+6	
Support	10	▲	+66.7%	+4	
Traffic	2	↔	-	0	
GRAND TOTAL		92	▲	22.7%	+17

* Compared to same time period as previous year
 2/15/2024 10:10:54AM

** Case Type Categories are defined in the 2017 Virginia Judicial Workload Assessment
 Source: SCV-SQL-Information

2024 Overall GRAND TOTAL		Distribution of Caseload		Change*		Percentage (%) of Caseload			
63	-19 -23.2%	Adult	36	57%	-5.3% ▼	-2	Adult	46.3%	57.1%
2024		Juvenile	27	43%	-38.6% ▼	-17	Juvenile	53.7%	42.9%
2023		GRAND TOTAL	63	100%	-23.2% ▼	-19	GRAND TOTAL	100%	100%

Filings by Division & Code

Division	Case Type Description	Code	Summary	Change	% Change	Absolute Change
Adult	Civil Support	VS	12	▲	+71.4%	+5
	Misdemeanor	CM	7	▼	-50.0%	-7
	Show Cause	SC	7	▲	+133.3%	+4
	Other	OT	5	↔		-
	Family Abuse - Protective Order	FP	3	▼	-25.0%	-1
	Capias	CA	1	▼	-75.0%	-3
	Felony	CF	1	↔		-
	Total			36	▼	-5.3%
Juvenile	Custody Visitation	CV	16	▼	-38.5%	-10
	Traffic	T	5	▲	+66.7%	+2
	Felony	DF	1	▲	-	+1
	Foster Care Review	FC	1	↔		-
	Initial Foster Care	IF	1	▲	-	+1
	Misdemeanor	DM	1	▼	-85.7%	-6
	Other	OT	1	▲	-	+1
	Show Cause	SC	1	▲	-	+1
	Abuse and Neglect	AN	0	▼	-100.0%	-2
	Paternity	PT	0	▼	-100.0%	-1
	Permanency Planning	PH	0	▼	-100.0%	-1
	Temporary Detention Order	TD	0	▼	-100.0%	-1
	Truancy	TR	0	▼	-100.0%	-2
	Total			27	▼	-38.6%
GRAND TOTAL			63	▼	-23.2%	-19

Filings by Major Case Category**

Category	Summary	Change	% Change	Absolute Change
Adult Criminal	13	▼	-35.0%	-7
Child Dependency	2	▲	-50.0%	-2
Child in Need of Services/Supervision	1	▲	-50.0%	-1
Custody and Visitation	16	▼	-40.7%	-11
Delinquency	2	▲	-71.4%	-5
Other	6	▲		0
Protective Orders	3	▼	-25.0%	-1
Support	15	▲	+66.7%	+6
Traffic	5	▲	+66.7%	+2
GRAND TOTAL	63	▼	-23.2%	-19

* Compared to same time period as previous year
 2/15/2024 10:10:54AM

** Case Type Categories are defined in the 2017 Virginia Judicial Workload Assessment
 Source: SCV-SQL-Information

2024 Overall GRAND TOTAL		Distribution of Caseload		Change*		Percentage (%) of Caseload			
45 -16 -26.2% 	Adult	22	49%	-21.4%	▼	-6	Adult	45.9%	48.9%
	Juvenile	23	51%	-30.3%	▼	-10	Juvenile	54.1%	51.1%
GRAND TOTAL		45	100%	-26.2%	▼	-16	GRAND TOTAL	100%	100%

Filings by Division & Code

Division	Case Type Description	Code	Summary	Change	% Change	Absolute Change
Adult	Civil Support	VS	6	▼	-14.3%	-1
	Other	OT	4	▼	-33.3%	-2
	Show Cause	SC	4	↔		-
	Misdemeanor	CM	3	▼	-57.1%	-4
	Family Abuse - Protective Order	FP	2	▼	-33.3%	-1
	Motion - Protective Order	MP	2	▲	-	+2
	Felony	CF	1	▲	-	+1
	Capias	CA	0	▼	-100.0%	-1
Total			22	▼	-21.4%	-6
Juvenile	Custody Visitation	CV	18	▼	-5.3%	-1
	Felony	DF	2	▲	+100.0%	+1
	Misdemeanor	DM	1	▼	-66.7%	-2
	Non-Family Abuse Protective Order	AP	1	↔		-
	Truancy	TR	1	▲	-	+1
	Foster Care Review	FC	0	▼	-100.0%	-2
	Permanency Planning	PH	0	▼	-100.0%	-2
	Qualified Residential Treatment	QR	0	▼	-100.0%	-1
Traffic	T	0	▼	-100.0%	-4	
Total			23	▼	-30.3%	-10
GRAND TOTAL			45	▼	-26.2%	-16

Filings by Major Case Category**

Category	Summary	Change	% Change	Absolute Change	
Adult Criminal	8	▲	-33.3%	-4	
Child Dependency	0	▼	-100.0%	-5	
Child in Need of Services/Supervision	1	▲	-	+1	
Custody and Visitation	18	▼	-5.3%	-1	
Delinquency	3	▲	-25.0%	-1	
Other	4	▼	-33.3%	-2	
Protective Orders	5	▲	+25.0%	+1	
Support	6	▼	-14.3%	-1	
Traffic	0	▼	-100.0%	-4	
GRAND TOTAL		45	▼	-26.2%	-16

* Compared to same time period as previous year
 2/15/2024 10:10:54AM

** Case Type Categories are defined in the 2017 Virginia Judicial Workload Assessment
 Source: SCV-SQL-Information

2024 Overall GRAND TOTAL		Distribution of Caseload		Change*		Percentage (%) of Caseload			
34	+9 36.0%	Adult	25	74%	127.3% ▲	+14	Adult	44.0%	73.5%
2024	↑	Juvenile	9	26%	-35.7% ▼	-5	Juvenile	56.0%	26.5%
2023		GRAND TOTAL	34	100%	36.0% ▲	+9	GRAND TOTAL	100%	100%

Filings by Division & Code

Division	Case Type Description	Code	Summary	Change	% Change	Absolute Change
Adult	Show Cause	SC	9	▲	+800.0%	+8
	Civil Support	VS	4	▲	+33.3%	+1
	Family Abuse - Protective Order	FP	4	▲	-	+4
	Other	OT	3	▲	+200.0%	+2
	Felony	CF	2	▲	-	+2
	Capias	CA	1	▼	-50.0%	-1
	Misdemeanor	CM	1	▼	-66.7%	-2
	Violation of Protective Order	PV	1	▲	-	+1
	Non-Family Abuse Protective Order	AP	0	▼	-100.0%	-1
	Total		25	▲	127.3%	+14
Juvenile	Custody Visitation	CV	4	▼	-60.0%	-6
	Motion - Protective Order	MP	4	▲	-	+4
	Misdemeanor	DM	1	▲	-	+1
	Abuse and Neglect	AN	0	▼	-100.0%	-2
	Show Cause	SC	0	▼	-100.0%	-2
	Total		9	▼	-35.7%	-5
GRAND TOTAL			34	▲	36.0%	+9

Filings by Major Case Category**

Category	Summary	Change	% Change	Absolute Change
Adult Criminal	11	▲	+83.3%	+5
Child Dependency	0	▼	-100.0%	-2
Custody and Visitation	4	▼	-60.0%	-6
Delinquency	1	▲	-50.0%	-1
Other	3	▲	+200.0%	+2
Protective Orders	8	▲	+700.0%	+7
Support	7	▲	+133.3%	+4
GRAND TOTAL	34	▲	36.0%	+9

* Compared to same time period as previous year
 2/15/2024 10:10:54AM

** Case Type Categories are defined in the 2017 Virginia Judicial Workload Assessment
 Source: SCV-SQL-Information

2024 Overall GRAND TOTAL		Distribution of Caseload		Change*		Percentage (%) of Caseload			
165 	+13 8.6%	Adult	113	68%	27.0% ▲	+24	Adult	58.6%	68.5%
		Juvenile	52	32%	-17.5% ▼	-11	Juvenile	41.4%	31.5%
		GRAND TOTAL	165	100%	8.6% ▲	+13	GRAND TOTAL	100%	100%

Filings by Division & Code

Division	Case Type Description	Code	Summary	Change	% Change	Absolute Change
Adult	Misdemeanor	CM	34	↔		-
	Civil Support	VS	21	▲	+200.0%	+14
	Other	OT	21	▲	+40.0%	+6
	Show Cause	SC	19	▼	-5.0%	-1
	Family Abuse - Protective Order	FP	9	▲	+50.0%	+3
	Capias	CA	5	▲	+400.0%	+4
	Felony	CF	3	▼	-50.0%	-3
	Violation of Protective Order	PV	1	▲	-	+1
	Total			113	▲	27.0%
Juvenile	Custody Visitation	CV	40	▲	+233.3%	+28
	Motion - Protective Order	MP	3	▲	-	+3
	Paternity	PT	3	▼	-57.1%	-4
	Voluntary Continuing Services and Support Agreen	VA	3	▲	+50.0%	+1
	Foster Care Review	FC	1	▼	-75.0%	-3
	Permanency Planning	PH	1	▼	-66.7%	-2
	Qualified Residential Treatment	QR	1	▲	-	+1
	Emergency Custody Order	EC	0	▼	-100.0%	-1
	Felony	DF	0	▼	-100.0%	-6
	Misdemeanor	DM	0	▼	-100.0%	-26
	Non-Family Abuse Protective Order	AP	0	▼	-100.0%	-1
	Remand Custody	RC	0	▼	-100.0%	-1
	Total			52	▼	-17.5%
GRAND TOTAL			165	▲	8.6%	+13

Filings by Major Case Category**

Category	Summary	Change	% Change	Absolute Change
Adult Criminal	57	▲	+3.6%	+2
Child Dependency	6	▲	-33.3%	-3
Custody and Visitation	43	▲	+126.3%	+24
Delinquency	0	▼	-100.0%	-32
Other	21	▼	+23.5%	+4
Protective Orders	12	▲	+71.4%	+5
Support	26	▲	+100.0%	+13
GRAND TOTAL	165	▲	8.6%	+13

* Compared to same time period as previous year
 2/15/2024 10:10:54AM

** Case Type Categories are defined in the 2017 Virginia Judicial Workload Assessment
 Source: SCV-SQL-Information

2024 Overall GRAND TOTAL		Distribution of Caseload		Change*		Percentage (%) of Caseload		
55	-27 -32.9%	Adult	32 58%	-20.0% ▼	-8	Adult	2023 48.8%	2024 58.2%
2024		Juvenile	23 42%	-45.2% ▼	-19	Juvenile	51.2%	41.8%
2023		GRAND TOTAL	55 100%	-32.9% ▼	-27	GRAND TOTAL	100%	100%

Filings by Division & Code




Division	Case Type Description	Code	Summary	Change	% Change	Absolute Change
Adult	Civil Support	VS	10	▼	-33.3%	-5
	Misdemeanor	CM	8	▲	+60.0%	+3
	Show Cause	SC	5	▲	-58.3%	-7
	Family Abuse - Protective Order	FP	3	▲	+200.0%	+2
	Felony	CF	3	▲	+50.0%	+1
	Other	OT	3	▲	+50.0%	+1
	Capias	CA	0	▼	-100.0%	-1
	Motion - Protective Order	MP	0	▼	-100.0%	-1
	Non-Family Abuse Protective Order	AP	0	▼	-100.0%	-1
	Total			32	▼	-20.0%
Juvenile	Custody Visitation	CV	12	▼	-40.0%	-8
	Misdemeanor	DM	3	▼	-25.0%	-1
	Show Cause	SC	2	▲	-	+2
	Child In Need of Services	CS	1	▲	-	+1
	Entrustment	ET	1	▲	-	+1
	Paternity	PT	1	▼	-50.0%	-1
	Permanency Planning	PH	1	▲	-	+1
	Temporary Detention Order	TD	1	▲	-	+1
	Traffic	T	1	▼	-66.7%	-2
	Abuse and Neglect	AN	0	▼	-100.0%	-3
	Felony	DF	0	▼	-100.0%	-4
	Foster Care Review	FC	0	▼	-100.0%	-1
	Non-Family Abuse Protective Order	AP	0	▼	-100.0%	-1
	Other	OT	0	▼	-100.0%	-1
	Truancy	TR	0	▼	-100.0%	-3
	Total			23	▼	-45.2%
GRAND TOTAL			55	▼	-32.9%	-27

Filings by Major Case Category**

Category	Summary	Change	% Change	Absolute Change
Adult Criminal	14	▼	-26.3%	-5
Child Dependency	2	▲	-50.0%	-2
Child in Need of Services/Supervision	1	▲	-66.7%	-2
Custody and Visitation	13	▼	-40.9%	-9
Delinquency	5	▲	-37.5%	-3
Other	4	▲	+33.3%	+1
Protective Orders	3	▼	-25.0%	-1
Support	12	▲	-25.0%	-4
Traffic	1	▼	-66.7%	-2
GRAND TOTAL	55	▼	-32.9%	-27

* Compared to same time period as previous year
 2/15/2024 10:10:54AM

** Case Type Categories are defined in the 2017 Virginia Judicial Workload Assessment
 Source: SCV-SQL-Information

2024 Overall GRAND TOTAL		Distribution of Caseload			Change*		Percentage (%) of Caseload		
150	-14 -8.5%	Adult	65	43%	16.1% ▲	+9	Adult	34.1%	43.3%
2024 		Juvenile	85	57%	-21.3% ▼	-23	Juvenile	65.9%	56.7%
2023 		GRAND TOTAL	150	100%	-8.5% ▼	-14	GRAND TOTAL	100%	100%

Filings by Division & Code




Division	Case Type Description	Code	Summary	Change	% Change	Absolute Change
Adult	Show Cause	SC	17	▲	+750.0%	+15
	Other	OT	12	▲	+50.0%	+4
	Civil Support	VS	11	▼	-21.4%	-3
	Family Abuse - Protective Order	FP	7	▲	+75.0%	+3
	Capias	CA	6	▲	+20.0%	+1
	Misdemeanor	CM	6	▼	-57.1%	-8
	Felony	CF	3	▼	-25.0%	-1
	Motion - Protective Order	MP	1	▼	-50.0%	-1
	Violation Family Abuse Protective Order	PS	1	▲	-	+1
	Violation of Protective Order	PV	1	↔	-	-
	Bond Forfeiture	BF	0	▼	-100.0%	-1
	Non-Family Abuse Protective Order	AP	0	▼	-100.0%	-1
		Total		65	▲	16.1%
Juvenile	Custody Visitation	CV	43	▼	-17.3%	-9
	Motion - Protective Order	MP	14	▲	+366.7%	+11
	Misdemeanor	DM	11	▼	-52.2%	-12
	Paternity	PT	8	▲	+700.0%	+7
	Initial Foster Care	IF	2	▲	-	+2
	Permanency Planning	PH	2	↔	-	-
	Abuse and Neglect	AN	1	▲	-	+1
	Child In Need of Services	CS	1	▼	-75.0%	-3
	Felony	DF	1	▼	-66.7%	-2
	Foster Care Review	FC	1	↔	-	-
	Status	ST	1	▲	-	-
	Entrustment	ET	0	▼	-100.0%	-1
	Relief of Custody	CR	0	▼	-100.0%	-3
	Traffic	T	0	▼	-100.0%	-14
		Total		85	▼	-21.3%
GRAND TOTAL			150	▼	-8.5%	-14

Filings by Major Case Category**

Category	Summary	Change	% Change	Absolute Change	
Adult Criminal	25	▲	-7.4%	-2	
Child Dependency	6	▲	-14.3%	-1	
Child in Need of Services/Supervision	1	▼	-75.0%	-3	
Custody and Visitation	51	▲	-3.8%	-2	
Delinquency	12	▼	-53.8%	-14	
Juvenile Miscellaneous	1	▲	-	0	
Other	12	▲	+50.0%	+4	
Protective Orders	22	▲	+120.0%	+12	
Support	20	▲	+42.9%	+6	
Traffic	0	▼	-100.0%	-14	
GRAND TOTAL		150	▼	-8.5%	-14

* Compared to same time period as previous year
 2/15/2024 10:10:54AM

** Case Type Categories are defined in the 2017 Virginia Judicial Workload Assessment
 Source: SCV-SQL-Information

2024 Overall GRAND TOTAL		Distribution of Caseload		Change*		Percentage (%) of Caseload			
88	-2 -2.2%	Adult	51	58%	4.1% ▲	+2	Adult	54.4%	58.0%
2024 		Juvenile	37	42%	-9.8% ▼	-4	Juvenile	45.6%	42.0%
2023 		GRAND TOTAL	88	100%	-2.2% ▼	-2	GRAND TOTAL	100%	100%

Filings by Division & Code

Division	Case Type Description	Code	Summary	Change	% Change	Absolute Change
Adult	Civil Support	VS	18	▲	+80.0%	+8
	Show Cause	SC	9	▲	-55.0%	-11
	Misdemeanor	CM	8	▲	+33.3%	+2
	Capias	CA	5	▲	+150.0%	+3
	Other	OT	5	↔		-
	Family Abuse - Protective Order	FP	3	▲	+50.0%	+1
	Felony	CF	2	↔		-
	Motion - Protective Order	MP	1	▼	-50.0%	-1
	Total		51	▲	4.1%	+2
Juvenile	Custody Visitation	CV	24	▼	-36.8%	-14
	Misdemeanor	DM	4	▲	+100.0%	+2
	Traffic	T	4	▲	-	+4
	Truancy	TR	2	▲	-	+2
	Foster Care Review	FC	1	▲	-	+1
	Motion - Protective Order	MP	1	▲	-	+1
	Paternity	PT	1	▲	-	+1
	Show Cause	SC	0	▼	-100.0%	-1
	Total		37	▼	-9.8%	-4
	GRAND TOTAL		88	▼	-2.2%	-2

Filings by Major Case Category**

Category	Summary	Change	% Change	Absolute Change
Adult Criminal	13	▼	-53.6%	-15
Child Dependency	1	▲	-	+1
Child in Need of Services/Supervision	2	▲	-	+2
Custody and Visitation	25	▲	-34.2%	-13
Delinquency	4	↔	+33.3%	+1
Other	5	↔		0
Protective Orders	5	▲	+25.0%	+1
Support	29	▲	+141.7%	+17
Traffic	4	▲	-	+4
	GRAND TOTAL		-2.2%	-2

* Compared to same time period as previous year
 2/15/2024 10:10:54AM

** Case Type Categories are defined in the 2017 Virginia Judicial Workload Assessment
 Source: SCV-SQL-Information

2024 Overall GRAND TOTAL		Distribution of Caseload		Change*		Percentage (%) of Caseload		
70 -4 -5.4% 	Adult	41	59%	-4.7%	▼	-2	2023	2024
	Juvenile	29	41%	-6.5%	▼	-2	58.1%	58.6%
GRAND TOTAL		70	100%	-5.4%	▼	-4	100%	100%

Filings by Division & Code

Division	Case Type Description	Code	Summary	Change	% Change	Absolute Change
Adult	Misdemeanor	CM	14	▲	+75.0%	+6
	Civil Support	VS	13	▲	+85.7%	+6
	Other	OT	7	▼	-36.4%	-4
	Capias	CA	3	▼	-50.0%	-3
	Show Cause	SC	3	▼	-50.0%	-3
	Family Abuse - Protective Order	FP	1	▼	-66.7%	-2
	Motion - Protective Order	MP	0	▼	-100.0%	-1
	Remand Support	RS	0	▼	-100.0%	-1
Total			41	▼	-4.7%	-2
Juvenile	Custody Visitation	CV	14	▼	-26.3%	-5
	Truancy	TR	9	▲	-	+9
	Misdemeanor	DM	2	▼	-60.0%	-3
	Terminate Parental Rights	TP	2	▲	-	+2
	Felony	DF	1	▲	-	+1
	Initial Foster Care	IF	1	▲	-	+1
	Foster Care Review	FC	0	▼	-100.0%	-1
	Non-Family Abuse Protective Order	AP	0	▼	-100.0%	-2
	Other	OT	0	▼	-100.0%	-2
	Paternity	PT	0	▼	-100.0%	-1
	Traffic	T	0	▼	-100.0%	-1
Total			29	▼	-6.5%	-2
GRAND TOTAL			70	▼	-5.4%	-4

Filings by Major Case Category**

Category	Summary	Change	% Change	Absolute Change
Adult Criminal	19	▼	+11.8%	+2
Child Dependency	3	▲	+200.0%	+2
Child in Need of Services/Supervision	9	▲	-	+9
Custody and Visitation	14	▼	-30.0%	-6
Delinquency	3	▲	-40.0%	-2
Other	7	▼	-50.0%	-7
Protective Orders	1	▼	-83.3%	-5
Support	14	▼	+40.0%	+4
Traffic	0	▼	-100.0%	-1
GRAND TOTAL		70	▼	-5.4%

* Compared to same time period as previous year
 2/15/2024 10:10:54AM

** Case Type Categories are defined in the 2017 Virginia Judicial Workload Assessment
 Source: SCV-SQL-Information

2024 Overall GRAND TOTAL		Distribution of Caseload		Change*		Percentage (%) of Caseload		
172 +6 3.6% 	Adult	107	62%	37.2% ▲	+29	Adult	2023	2024
	Juvenile	65	38%	-26.1% ▼	-23	Juvenile	47.0%	62.2%
GRAND TOTAL		172	100%	3.6% ▲	+6	GRAND TOTAL	100%	100%

Filings by Division & Code

Division	Case Type Description	Code	Summary	Change	% Change	Absolute Change
Adult	Felony	CF	37	▲	+428.6%	+30
	Misdemeanor	CM	20	▲	+33.3%	+5
	Show Cause	SC	15	↔		-
	Civil Support	VS	13	▼	-7.1%	-1
	Other	OT	10	▼	-28.6%	-4
	Family Abuse - Protective Order	FP	6	▲	+20.0%	+1
	Capias	CA	5	▲		-
	Non-Family Abuse Protective Order	AP	1	▼	-66.7%	-2
Total			107	▲	37.2%	+29
Juvenile	Custody Visitation	CV	42	▼	-44.0%	-33
	Foster Care Review	FC	8	▲	-	+8
	Misdemeanor	DM	4	▲	+33.3%	+1
	Permanency Planning	PH	3	▲	-	+3
	Traffic	T	3	▼	-40.0%	-2
	Felony	DF	2	▲	-	+2
	Abuse and Neglect	AN	1	▲	-	+1
	Child In Need of Services	CS	1	▲	-	+1
	Temporary Detention Order	TD	1	▲	-	+1
	Paternity	PT	0	▼	-100.0%	-2
	Show Cause	SC	0	▼	-100.0%	-2
	Truancy	TR	0	▼	-100.0%	-1
	Total			65	▼	-26.1%
GRAND TOTAL			172	▲	3.6%	+6

Filings by Major Case Category**

Category	Summary	Change	% Change	Absolute Change	
Adult Criminal	72	▲	+89.5%	+34	
Child Dependency	12	▲	-	+12	
Child in Need of Services/Supervision	1	▲		0	
Custody and Visitation	42	▼	-45.5%	-35	
Delinquency	6	▲	+20.0%	+1	
Other	11	▲	-21.4%	-3	
Protective Orders	7	▼	-12.5%	-1	
Support	18	▲		0	
Traffic	3	▼	-40.0%	-2	
GRAND TOTAL		172	▲	3.6%	+6

* Compared to same time period as previous year
 2/15/2024 10:10:54AM

** Case Type Categories are defined in the 2017 Virginia Judicial Workload Assessment
 Source: SCV-SQL-Information

2024 Overall GRAND TOTAL		Distribution of Caseload		Change*		Percentage (%) of Caseload		
68	-14 -17.1%	Adult	42 62%	13.5% ▲	+5	Adult	2023 45.1%	2024 61.8%
2024		Juvenile	26 38%	-42.2% ▼	-19	Juvenile	54.9%	38.2%
2023		GRAND TOTAL	68 100%	-17.1% ▼	-14	GRAND TOTAL	100%	100%

Filings by Division & Code

Division	Case Type Description	Code	Summary	Change	% Change	Absolute Change
Adult	Civil Support	VS	11	▲	+22.2%	+2
	Misdemeanor	CM	9	▲	+50.0%	+3
	Show Cause	SC	7	▲		-
	Other	OT	5	▼	-44.4%	-4
	Capias	CA	4	▲		-
	Felony	CF	4	▲	+300.0%	+3
	Family Abuse - Protective Order	FP	1	↔		-
	Protective Order	PC	1	▲		+1
	Total			42	▲	13.5%
Juvenile	Custody Visitation	CV	12	▼	-42.9%	-9
	Misdemeanor	DM	9	▲	+50.0%	+3
	Truancy	TR	2	▲	+100.0%	+1
	Child In Need of Services	CS	1	▲		+1
	Show Cause	SC	1	▼	-85.7%	-6
	Traffic	T	1	▼	-66.7%	-2
	Foster Care Review	FC	0	▼	-100.0%	-3
	Qualified Residential Treatment	QR	0	▼	-100.0%	-1
	Remand Custody	RC	0	▼	-100.0%	-1
	Status	ST	0	▼	-100.0%	-1
	Voluntary Continuing Services and Support Agreem	VA	0	▼	-100.0%	-1
	Total			26	▼	-42.2%
GRAND TOTAL			68	▼	-17.1%	-14

Filings by Major Case Category**

Category	Summary	Change	% Change	Absolute Change
Adult Criminal	21	▲	+50.0%	+7
Child Dependency	0	▼	-100.0%	-5
Child in Need of Services/Supervision	3	▲	+200.0%	+2
Custody and Visitation	12	▼	-42.9%	-9
Delinquency	10	▼	-23.1%	-3
Juvenile Miscellaneous	0	▼	-100.0%	-1
Other	5	▼	-50.0%	-5
Protective Orders	1	↔		0
Support	15	▲	+15.4%	+2
Traffic	1	▼	-66.7%	-2
GRAND TOTAL		68	▼	-17.1%

* Compared to same time period as previous year
 2/15/2024 10:10:54AM

** Case Type Categories are defined in the 2017 Virginia Judicial Workload Assessment
 Source: SCV-SQL-Information

2024 Overall GRAND TOTAL		Distribution of Caseload			Change*		Percentage (%) of Caseload		
268	-11 -3.9%	Adult	186	69%	6.3% ▲	+11	Adult	62.7%	69.4%
2024		Juvenile	82	31%	-21.2% ▼	-22	Juvenile	37.3%	30.6%
2023		GRAND TOTAL	268	100%	-3.9% ▼	-11	GRAND TOTAL	100%	100%

Filings by Division & Code

Division	Case Type Description	Code	Summary	Change	% Change	Absolute Change
Adult	Misdemeanor	CM	58	▲	+56.8%	+21
	Other	OT	57	▲	+18.8%	+9
	Civil Support	VS	19	▼	-17.4%	-4
	Show Cause	SC	17	▼	-45.2%	-14
	Felony	CF	15	▲	+7.1%	+1
	Family Abuse - Protective Order	FP	10	▲	+100.0%	+5
	Capias	CA	8	▼	-42.9%	-6
	Bond Forfeiture	BF	1	↔		-
	Violation of Protective Order	PV	1	↔		-
	Motion - Protective Order	MP	0	▼	-100.0%	-1
	Total		186	▲	6.3%	+11
Juvenile	Custody Visitation	CV	44	▼	-2.2%	-1
	Mental Commitment	MC	13	▼	-13.3%	-2
	Permanency Planning	PH	9	▲	-	+9
	Misdemeanor	DM	4	▼	-42.9%	-3
	Emergency Custody Order	EC	2	▲	-	+2
	Felony	DF	2	▼	-66.7%	-4
	Show Cause	SC	2	▼	-33.3%	-1
	Status	ST	2	▲	-	+2
	Temporary Detention Order	TD	2	▲	-	+2
	Emancipation	EP	1	▲	-	+1
	Paternity	PT	1	↔		-
	Abuse and Neglect	AN	0	▼	-100.0%	-4
	Child In Need of Services	CS	0	▼	-100.0%	-1
	Non-Family Abuse Protective Order	AP	0	▼	-100.0%	-8
	Remand Custody	RC	0	▼	-100.0%	-2
	Remand Visitation	RV	0	▼	-100.0%	-2
	Terminate Parental Rights	TP	0	▼	-100.0%	-3
	Traffic	T	0	▼	-100.0%	-1
	Truancy	TR	0	▼	-100.0%	-6
		Total		82	▼	-21.2%
GRAND TOTAL			268	▼	-3.9%	-11

Filings by Major Case Category**

Category	Summary	Change	% Change	Absolute Change
Adult Criminal	89	▼	+14.1%	+11
Child Dependency	9	▲	+28.6%	+2
Child in Need of Services/Supervision	0	▼	-100.0%	-7
Custody and Visitation	45	▼	-2.2%	-1
Delinquency	8	▼	-50.0%	-8
Juvenile Miscellaneous	3	▲	-	+3
Other	74	▲	+10.4%	+7
Protective Orders	10	▼	-28.6%	-4
Support	30	▼	-30.2%	-13
Traffic	0	▼	-100.0%	-1
GRAND TOTAL	268	▼	-3.9%	-11

* Compared to same time period as previous year
 2/15/2024 10:10:54AM

** Case Type Categories are defined in the 2017 Virginia Judicial Workload Assessment
 Source: SCV-SQL-Information

2024 Overall GRAND TOTAL		Distribution of Caseload		Change*		Percentage (%) of Caseload		
78	-13 -14.3%	Adult	39 50%	-40.0% ▼	-26	Adult	71.4%	50.0%
2024		Juvenile	39 50%	50.0% ▲	+13	Juvenile	28.6%	50.0%
2023		GRAND TOTAL	78 100%	-14.3% ▼	-13	GRAND TOTAL	100%	100%

Filings by Division & Code

Division	Case Type Description	Code	Summary	Change	% Change	Absolute Change
Adult	Show Cause	SC	13	▼	-13.3%	-2
	Civil Support	VS	9	▼	-10.0%	-1
	Misdemeanor	CM	5	▼	-58.3%	-7
	Other	OT	4	▲	-55.6%	-5
	Capias	CA	3	▼	-25.0%	-1
	Family Abuse - Protective Order	FP	1	▼	-75.0%	-3
	Felony	CF	1	▼	-66.7%	-2
	Motion - Protective Order	MP	1	▼	-66.7%	-2
	Non-Family Abuse Protective Order	AP	1	▼	-75.0%	-3
	Remand Support	RS	1	↔	-	-
	Total		39	▼	-40.0%	-26
Juvenile	Custody Visitation	CV	28	▲	+211.1%	+19
	Misdemeanor	DM	3	▼	-57.1%	-4
	Child In Need of Services	CS	2	▲	-	+2
	Traffic	T	2	▲	+100.0%	+1
	Civil Violation	CI	1	▲	-	+1
	Felony	DF	1	▲	-	+1
	Show Cause	SC	1	↔	-	-
	Truancy	TR	1	▼	-66.7%	-2
	Foster Care Review	FC	0	▼	-100.0%	-1
	Non-Family Abuse Protective Order	AP	0	▼	-100.0%	-1
	Permanency Planning	PH	0	▼	-100.0%	-1
	Qualified Residential Treatment	QR	0	▼	-100.0%	-1
	Status	ST	0	▼	-100.0%	-1
		Total		39	▲	50.0%
GRAND TOTAL			78	▼	-14.3%	-13

Filings by Major Case Category**

Category	Summary	Change	% Change	Absolute Change	
Adult Criminal	12	▼	-55.6%	-15	
Child Dependency	0	▼	-100.0%	-3	
Child in Need of Services/Supervision	3	▲	-	0	
Custody and Visitation	28	▲	+211.1%	+19	
Delinquency	5	▲	-37.5%	-3	
Juvenile Miscellaneous	0	▼	-100.0%	-1	
New to Workload Study	1	▲	-	+1	
Other	5	▲	-50.0%	-5	
Protective Orders	3	▼	-75.0%	-9	
Support	19	▲	+11.8%	+2	
Traffic	2	▲	+100.0%	+1	
GRAND TOTAL		78	▼	-14.3%	-13

* Compared to same time period as previous year
 2/15/2024 10:10:54AM

** Case Type Categories are defined in the 2017 Virginia Judicial Workload Assessment
 Source: SCV-SQL-Information

2024 Overall GRAND TOTAL		Distribution of Caseload			Change*		Percentage (%) of Caseload		
1,692	-38 -2.2%	Adult	866	51%	0.3% ▲	+3	Adult	49.9%	51.2%
2024		Juvenile	826	49%	-4.7% ▼	-41	Juvenile	50.1%	48.8%
2023		GRAND TOTAL	1,692	100%	-2.2% ▼	-38	GRAND TOTAL	100%	100%

Filings by Division & Code

Division	Case Type Description	Code	Summary	Change	% Change	Absolute Change
Adult	Civil Support	VS	230	▲	+60.8%	+87
	Misdemeanor	CM	193	▲	+4.9%	+9
	Show Cause	SC	131	▼	-35.1%	-71
	Other	OT	98	▼	-17.6%	-21
	Family Abuse - Protective Order	FP	84	▲	+15.1%	+11
	Felony	CF	54	▲	+17.4%	+8
	Capias	CA	50	▲	+28.2%	+11
	Remand Support	RS	17	▼	-48.5%	-16
	Violation of Protective Order	PV	4	▼	-50.0%	-4
	Motion - Protective Order	MP	3	▼	-75.0%	-9
	Non-Family Abuse Protective Order	AP	2	▼	-50.0%	-2
	Total		866	▲	0.3%	+3
Juvenile	Custody Visitation	CV	525	▲	+0.4%	+2
	Misdemeanor	DM	76	↔		-
	Traffic	T	46	▼	-25.8%	-16
	Remand Custody	RC	38	▼	-47.2%	-34
	Remand Visitation	RV	36	▼	-2.7%	-1
	Felony	DF	35	↔		-
	Special Immigrant Juvenile Status	SI	13	▲	+62.5%	+5
	Terminate Parental Rights	TP	10	▲	+400.0%	+8
	Permanency Planning	PH	9	▲	+125.0%	+5
	Abuse and Neglect	AN	6	▲	+200.0%	+4
	Paternity	PT	6	▲	+100.0%	+3
	Show Cause	SC	5	▲	+400.0%	+4
	Non-Family Abuse Protective Order	AP	4	▲	+100.0%	+2
	Status	ST	4	▼	-81.0%	-17
	Civil Violation	CI	3	▲	-	+3
	Child In Need of Services	CS	2	↔		-
	Foster Care Review	FC	2	↔		-
	Initial Foster Care	IF	2	▲	-	+2
	Temporary Detention Order	TD	2	▼	-77.8%	-7
	Truancy	TR	2	▼	-50.0%	-2
Emergency Custody Order	EC	0	▼	-100.0%	-1	
Motion - Protective Order	MP	0	▼	-100.0%	-1	
	Total		826	▼	-4.7%	-41
GRAND TOTAL			1,692	▼	-2.2%	-38

Filings by Major Case Category**

Category	Summary	Change	% Change	Absolute Change
Adult Criminal	382	▲	+7.0%	+25
Child Dependency	29	▲	+190.0%	+19
Child in Need of Services/Supervision	4	▼	-42.9%	-3
Custody and Visitation	531	▲	+1.0%	+5
Delinquency	116	▲	+4.5%	+5
Juvenile Miscellaneous	4	▼	-81.0%	-17
New to Workload Study	16	▲	+100.0%	+8
Other	191	▼	-29.5%	-80
Protective Orders	93	▼	+1.1%	+1

* Compared to same time period as previous year
 2/15/2024 10:10:54AM

** Case Type Categories are defined in the 2017 Virginia Judicial Workload Assessment
 Source: SCV-SQL-Information

Support	280	▲	+5.7%	+15
Traffic	46	▼	-25.8%	-16
GRAND TOTAL	1,692	▼	-2.2%	-38

2024 Overall GRAND TOTAL		Distribution of Caseload		Change*		Percentage (%) of Caseload		
93	-38 -29.0%	Adult	56 60%	-26.3% ▼	-20	Adult	2023 58.0%	2024 60.2%
2024		Juvenile	37 40%	-32.7% ▼	-18	Juvenile	42.0%	39.8%
2023		GRAND TOTAL	93 100%	-29.0% ▼	-38	GRAND TOTAL	100%	100%

Filings by Division & Code

Division	Case Type Description	Code	Summary	Change	% Change	Absolute Change
Adult	Misdemeanor	CM	13	▼	-31.6%	-6
	Other	OT	11	▼	-15.4%	-2
	Show Cause	SC	10	▲	+25.0%	+2
	Civil Support	VS	8	▼	-63.6%	-14
	Family Abuse - Protective Order	FP	6	▲	+200.0%	+4
	Capias	CA	4	▼	-33.3%	-2
	Felony	CF	4	▲	+100.0%	+2
	Motion - Protective Order	MP	0	▼	-100.0%	-2
	Non-Family Abuse Protective Order	AP	0	▼	-100.0%	-2
		Total		56	▼	-26.3%
Juvenile	Custody Visitation	CV	31	▲	+6.9%	+2
	Truancy	TR	3	▼	-25.0%	-1
	Misdemeanor	DM	1	▼	-88.9%	-8
	Permanency Planning	PH	1	▲	-	+1
	Traffic	T	1	▼	-80.0%	-4
	Felony	DF	0	▼	-100.0%	-4
	Foster Care Review	FC	0	▼	-100.0%	-3
	Temporary Detention Order	TD	0	▼	-100.0%	-1
	Total		37	▼	-32.7%	-18
GRAND TOTAL			93	▼	-29.0%	-38

Filings by Major Case Category**

Category	Summary	Change	% Change	Absolute Change	
Adult Criminal	28	▲	-9.7%	-3	
Child Dependency	1	▲	-66.7%	-2	
Child in Need of Services/Supervision	3	▼	-25.0%	-1	
Custody and Visitation	31	▲	+6.9%	+2	
Delinquency	1	▼	-92.3%	-12	
Other	11	▼	-21.4%	-3	
Protective Orders	6	↔		0	
Support	11	▼	-57.7%	-15	
Traffic	1	▼	-80.0%	-4	
GRAND TOTAL		93	▼	-29.0%	-38

* Compared to same time period as previous year
 2/15/2024 10:10:54AM

** Case Type Categories are defined in the 2017 Virginia Judicial Workload Assessment
 Source: SCV-SQL-Information

2024 Overall GRAND TOTAL		Distribution of Caseload			Change*		Percentage (%) of Caseload		
1,172	+90 8.3%	Adult	618	53%	15.9% ▲	+85	Adult	49.3%	52.7%
2024		Juvenile	554	47%	0.9% ▲	+5	Juvenile	50.7%	47.3%
		GRAND TOTAL	1,172	100%	8.3% ▲	+90	GRAND TOTAL	100%	100%

Filings by Division & Code

Division	Case Type Description	Code	Summary	Change	% Change	Absolute Change
Adult	Other	OT	143	▲	+70.2%	+59
	Misdemeanor	CM	124	▼	-1.6%	-2
	Show Cause	SC	107	▲	+20.2%	+18
	Civil Support	VS	102	▲	+5.2%	+5
	Capias	CA	60	▼	-9.1%	-6
	Felony	CF	37	▲	+32.1%	+9
	Family Abuse - Protective Order	FP	34	▼	-15.0%	-6
	Non-Family Abuse Protective Order	AP	10	▲	+400.0%	+8
	Motion - Protective Order	MP	1	↔		-
	Total			618	▲	15.9%
Juvenile	Custody Visitation	CV	319	▼	-10.1%	-36
	Misdemeanor	DM	38	▲	+15.2%	+5
	Permanency Planning	PH	32	▲	+68.4%	+13
	Felony	DF	29	▲	+3.6%	+1
	Paternity	PT	22	▼	-31.3%	-10
	Foster Care Review	FC	21	▲	+110.0%	+11
	Terminate Parental Rights	TP	18	▲	+28.6%	+4
	Special Immigrant Juvenile Status	SI	15	▲	+50.0%	+5
	Abuse and Neglect	AN	12	▲	+71.4%	+5
	Traffic	T	9	▼	-10.0%	-1
	Status	ST	5	▲	-	+5
	Child In Need of Services	CS	4	▲	+300.0%	+3
	Initial Foster Care	IF	4	↔		-
	Non-Family Abuse Protective Order	AP	4	▲	-	+4
	Temporary Detention Order	TD	4	▼	-50.0%	-4
	Mental Commitment	MC	3	▼	-57.1%	-4
	Remand Custody	RC	3	▲	-	+3
	Remand Visitation	RV	3	▲	-	+3
	Show Cause	SC	3	↔		-
	Truancy	TR	2	▼	-33.3%	-1
	Voluntary Continuing Services and Support Agree	VA	2	▲	+100.0%	+1
	Family Abuse - Protective Order	FP	1	▲	-	+1
	Relief of Custody	CR	1	↔		-
	Qualified Residential Treatment	QR	0	▼	-100.0%	-3
	Total			554	▲	0.9%
GRAND TOTAL			1,172	▲	8.3%	+90

Filings by Major Case Category**

Category	Summary	Change	% Change	Absolute Change
Adult Criminal	264	▲	-0.8%	-2
Child Dependency	90	▲	+52.5%	+31
Child in Need of Services/Supervision	6	▲	+50.0%	+2
Custody and Visitation	341	▼	-11.9%	-46
Delinquency	70	▲	+9.4%	+6
Juvenile Miscellaneous	5	▲	-	+5
New to Workload Study	15	▲	+50.0%	+5
Other	156	▲	+57.6%	+57
Protective Orders	50	▲	+16.3%	+7

* Compared to same time period as previous year
 2/15/2024 10:10:54AM


** Case Type Categories are defined in the 2017 Virginia Judicial Workload Assessment
 Source: SCV-SQL-Information

CPSS - JCMS CASELOAD STATISTICS OF THE JUVENILE & DOMESTIC RELATIONS DISTRICT COURTS
January 2024 thru January 2024 Filings (Compared to January 2023 thru January 2023)

Richmond

District: 13 FIPS: 760

Support	166	▲	+18.6%	+26
Traffic	9	▼	-10.0%	-1
GRAND TOTAL	1,172	▲	8.3%	+90

2024 Overall GRAND TOTAL		Distribution of Caseload		Change*		Percentage (%) of Caseload		
1,723	+460 36.4%	Adult	842 49%	43.0% ▲	+253	Adult	2023 46.6%	2024 48.9%
2024 		Juvenile	881 51%	30.7% ▲	+207	Juvenile	53.4%	51.1%
		GRAND TOTAL	1,723 100%	36.4% ▲	+460	GRAND TOTAL	100%	100%

Filings by Division & Code

Division	Case Type Description	Code	Summary	Change	% Change	Absolute Change
Adult	Civil Support	VS	223	▲	+197.3%	+148
	Show Cause	SC	209	▲	+122.3%	+115
	Misdemeanor	CM	139	▼	-0.7%	-1
	Other	OT	90	▲	+2.3%	+2
	Felony	CF	61	▲	+13.0%	+7
	Family Abuse - Protective Order	FP	57	▼	-5.0%	-3
	Capias	CA	41	▼	-34.9%	-22
	Motion - Protective Order	MP	10	▲	+11.1%	+1
	Violation of Protective Order	PV	6	▲	+500.0%	+5
	Remand Support	RS	3	▲	+200.0%	+2
	Restricted License for Non-Support	SL	2	▲	-	+2
	Non-Family Abuse Protective Order	AP	1	▼	-75.0%	-3
	Total		842	▲	43.0%	+253
Juvenile	Custody Visitation	CV	602	▲	+49.8%	+200
	Misdemeanor	DM	95	▲	+9.2%	+8
	Traffic	T	49	▼	-41.7%	-35
	Felony	DF	35	▲	+66.7%	+14
	Permanency Planning	PH	16	▲	+100.0%	+8
	Special Immigrant Juvenile Status	SI	16	▲	+300.0%	+12
	Paternity	PT	13	▲	+44.4%	+4
	Show Cause	SC	9	↔	-	-
	Abuse and Neglect	AN	8	▲	+14.3%	+1
	Initial Foster Care	IF	8	▼	-20.0%	-2
	Foster Care Review	FC	7	▼	-41.7%	-5
	Status	ST	5	↔	-	-
	Temporary Detention Order	TD	4	▲	+100.0%	+2
	Non-Family Abuse Protective Order	AP	3	↔	-	-
	Capias	CA	2	▲	-	+2
	Other	OT	2	▲	-	+2
	Terminate Parental Rights	TP	2	▲	-	+2
	Child In Need of Services	CS	1	▼	-87.5%	-7
	Mental Commitment	MC	1	▼	-50.0%	-1
	Remand Custody	RC	1	▲	-	+1
	Remand Visitation	RV	1	▲	-	+1
	Voluntary Continuing Services and Support Agree	VA	1	▲	-	+1
	Motion - Protective Order	MP	0	▼	-100.0%	-1
	Total		881	▲	30.7%	+207
	GRAND TOTAL		1,723	▲	36.4%	+460

Filings by Major Case Category**

Category	Summary	Change	% Change	Absolute Change
Adult Criminal	310	▲	+4.7%	+14
Child Dependency	42	▲	+13.5%	+5
Child in Need of Services/Supervision	1	▼	-87.5%	-7
Custody and Visitation	615	▲	+49.6%	+204
Delinquency	141	▲	+20.5%	+24
Juvenile Miscellaneous	5	↔	-	0
New to Workload Study	16	▲	+300.0%	+12

* Compared to same time period as previous year
 2/15/2024 10:10:54AM

** Case Type Categories are defined in the 2017 Virginia Judicial Workload Assessment
 Source: SCV-SQL-Information

CPSS - JCMS CASELOAD STATISTICS OF THE JUVENILE & DOMESTIC RELATIONS DISTRICT COURTS
 January 2024 thru January 2024 Filings (Compared to January 2023 thru January 2023)

Henrico

District: 14 FIPS: 087

Other	102	▲	+9.7%	+9
Protective Orders	71	▼	-7.8%	-6
Support	371	▲	+183.2%	+240
Traffic	49	▼	-41.7%	-35
GRAND TOTAL	1,723	▲	36.4%	+460

2024 Overall GRAND TOTAL		Distribution of Caseload		Change*		Percentage (%) of Caseload			
163	-2 -1.2%	Adult	103	63%	-10.4% ▼	-12	Adult	69.7%	63.2%
2024		Juvenile	60	37%	20.0% ▲	+10	Juvenile	30.3%	36.8%
2023		GRAND TOTAL	163	100%	-1.2% ▼	-2	GRAND TOTAL	100%	100%

Filings by Division & Code

Division	Case Type Description	Code	Summary	Change	% Change	Absolute Change
Adult	Civil Support	VS	20	▲	+11.1%	+2
	Misdemeanor	CM	20	▼	-44.4%	-16
	Family Abuse - Protective Order	FP	16	▲	+6.7%	+1
	Show Cause	SC	14	▼	-6.7%	-1
	Other	OT	12	▲	+9.1%	+1
	Felony	CF	8	▼	-42.9%	-6
	Capias	CA	6	▲	+200.0%	+4
	Remand Support	RS	3	▲	-	+3
	Motion - Protective Order	MP	1	▼	-66.7%	-2
	Non-Family Abuse Protective Order	AP	1	▲	-	+1
	Violation Family Abuse Protective Order	PS	1	▲	-	+1
	Violation of Protective Order	PV	1	↔	-	-
	Total		103	▼	-10.4%	-12
Juvenile	Custody Visitation	CV	52	▲	+100.0%	+26
	Child In Need of Services	CS	3	▲	+200.0%	+2
	Truancy	TR	2	▲	-	+2
	Misdemeanor	DM	1	▼	-66.7%	-2
	Non-Family Abuse Protective Order	AP	1	▲	-	+1
	Paternity	PT	1	▼	-50.0%	-1
	Capias	CA	0	▼	-100.0%	-1
	Felony	DF	0	▼	-100.0%	-1
	Protective Order	PC	0	▼	-100.0%	-1
	Show Cause	SC	0	▼	-100.0%	-2
	Status	ST	0	▼	-100.0%	-1
	Traffic	T	0	▼	-100.0%	-12
		Total		60	▲	20.0%
GRAND TOTAL			163	▼	-1.2%	-2

Filings by Major Case Category**

Category	Summary	Change	% Change	Absolute Change
Adult Criminal	37	▲	-33.9%	-19
Child in Need of Services/Supervision	5	▲	+400.0%	+4
Custody and Visitation	53	▲	+89.3%	+25
Delinquency	1	▼	-87.5%	-7
Juvenile Miscellaneous	0	▼	-100.0%	-1
Other	15	▲	+36.4%	+4
Protective Orders	19	▲	+5.6%	+1
Support	33	▲	+10.0%	+3
Traffic	0	▼	-100.0%	-12
GRAND TOTAL		163	▼	-1.2%

* Compared to same time period as previous year
 2/15/2024 10:10:54AM

** Case Type Categories are defined in the 2017 Virginia Judicial Workload Assessment
 Source: SCV-SQL-Information

2024 Overall GRAND TOTAL		Distribution of Caseload		Change*		Percentage (%) of Caseload			
37 	+1	Adult	15	41%	-46.4% ▼	-13	Adult	77.8%	40.5%
	2.8%	Juvenile	22	59%	175.0% ▲	+14	Juvenile	22.2%	59.5%
GRAND TOTAL		GRAND TOTAL	37	100%	2.8% ▲	+1	GRAND TOTAL	100%	100%

Filings by Division & Code

Division	Case Type Description	Code	Summary	Change	% Change	Absolute Change
Adult	Misdemeanor	CM	5	▼	-50.0%	-5
	Other	OT	5	▲	+66.7%	+2
	Felony	CF	2	▼	-66.7%	-4
	Civil Support	VS	1	▼	-50.0%	-1
	Motion - Protective Order	MP	1	▲	-	+1
	Show Cause	SC	1	▼	-66.7%	-2
	Capias	CA	0	▼	-100.0%	-1
	Family Abuse - Protective Order	FP	0	▼	-100.0%	-3
Total			15	▼	-46.4%	-13
Juvenile	Misdemeanor	DM	8	▲	-	+8
	Custody Visitation	CV	6	▲	+100.0%	+3
	Traffic	T	5	▲	+150.0%	+3
	Felony	DF	2	▲	-	+2
	Child In Need of Services	CS	1	▲	-	+1
	Mental Commitment	MC	0	▼	-100.0%	-1
	Motion - Protective Order	MP	0	▼	-100.0%	-1
	Permanency Planning	PH	0	▼	-100.0%	-1
Total			22	▲	175.0%	+14
GRAND TOTAL			37	▲	2.8%	+1

Filings by Major Case Category**

Category	Summary	Change	% Change	Absolute Change	
Adult Criminal	8	▼	-52.9%	-9	
Child Dependency	0	▼	-100.0%	-1	
Child in Need of Services/Supervision	1	▲	-	+1	
Custody and Visitation	6	▲	+100.0%	+3	
Delinquency	10	▲	-	+10	
Other	5	▼	+25.0%	+1	
Protective Orders	1	▲	-75.0%	-3	
Support	1	▼	-80.0%	-4	
Traffic	5	▲	+150.0%	+3	
GRAND TOTAL		37	▲	2.8%	+1

* Compared to same time period as previous year
 2/15/2024 10:10:54AM

** Case Type Categories are defined in the 2017 Virginia Judicial Workload Assessment
 Source: SCV-SQL-Information

2024 Overall GRAND TOTAL		Distribution of Caseload		Change*		Percentage (%) of Caseload			
<p>2024 251 2023 185 +66 35.7%</p>	Adult	114	45%	14.0%	▲	+14	Adult	54.1%	45.4%
	Juvenile	137	55%	61.2%	▲	+52	Juvenile	45.9%	54.6%
GRAND TOTAL		251	100%	35.7%	▲	+66	GRAND TOTAL	100%	100%

Filings by Division & Code

Division	Case Type Description	Code	Summary	Change	% Change	Absolute Change
Adult	Misdemeanor	CM	28	▲	+55.6%	+10
	Felony	CF	22	▲	+214.3%	+15
	Other	OT	22	▼	+46.7%	+7
	Civil Support	VS	13	▼	-53.6%	-15
	Show Cause	SC	13	▲	+18.2%	+2
	Family Abuse - Protective Order	FP	9	▲	+80.0%	+4
	Non-Family Abuse Protective Order	AP	3	▲	-	+3
	Capias	CA	2	▼	-83.3%	-10
	Motion - Protective Order	MP	1	▼	-50.0%	-1
	Remand Support	RS	1	▲	-	+1
	Violation of Protective Order	PV	0	▼	-100.0%	-2
	Total			114	▲	14.0%
Juvenile	Custody Visitation	CV	48	▼	-12.7%	-7
	Misdemeanor	DM	30	▲	+328.6%	+23
	Abuse and Neglect	AN	9	▲	-	+9
	Initial Foster Care	IF	8	▲	-	+8
	Felony	DF	7	▲	+133.3%	+4
	Foster Care Review	FC	7	▲	+75.0%	+3
	Traffic	T	7	▲	+75.0%	+3
	Mental Commitment	MC	5	▲	+150.0%	+3
	Civil Violation	CI	2	▲	-	+2
	Permanency Planning	PH	2	▲	+100.0%	+1
	Status	ST	2	▲	-	+2
	Terminate Parental Rights	TP	2	↔	-	-
	Child In Need of Services	CS	1	▲	-	+1
	Emergency Custody Order	EC	1	▲	-	+1
	Non-Family Abuse Protective Order	AP	1	▲	-	+1
	Paternity	PT	1	▼	-83.3%	-5
	Remand Custody	RC	1	▲	-	+1
	Remand Visitation	RV	1	▲	-	+1
	Restoration of Parental Rights	RR	1	▲	-	+1
	Truancy	TR	1	▲	-	+1
	Temporary Detention Order	TD	0	▼	-100.0%	-1
Total			137	▲	61.2%	+52
GRAND TOTAL			251	▲	35.7%	+66

Filings by Major Case Category**

Category	Summary	Change	% Change	Absolute Change
Adult Criminal	62	▲	+31.9%	+15
Child Dependency	28	▲	+300.0%	+21
Child in Need of Services/Supervision	2	▲	-	+2
Custody and Visitation	49	▼	-19.7%	-12
Delinquency	37	▲	+270.0%	+27
Juvenile Miscellaneous	2	▲	-	+2
New to Workload Study	2	▲	-	+2
Other	32	▲	+77.8%	+14
Protective Orders	14	▲	+100.0%	+7
Support	16	▲	-48.4%	-15

* Compared to same time period as previous year
 2/15/2024 10:10:54AM

** Case Type Categories are defined in the 2017 Virginia Judicial Workload Assessment
 Source: SCV-SQL-Information

Traffic		7	▲	+75.0%	+3
	GRAND TOTAL	251	▲	35.7%	+66

2024 Overall GRAND TOTAL		Distribution of Caseload		Change*		Percentage (%) of Caseload		
300	-64 -17.6%	Adult	145 48%	-30.6% ▼	-64	Adult	57.4%	48.3%
2024		Juvenile	155 52%	0.0%	0	Juvenile	42.6%	51.7%
2023		GRAND TOTAL	300 100%	-17.6% ▼	-64	GRAND TOTAL	100%	100%

Filings by Division & Code

Division	Case Type Description	Code	Summary	Change	% Change	Absolute Change
Adult	Show Cause	SC	38	▲	+72.7%	+16
	Civil Support	VS	36	▼	-26.5%	-13
	Other	OT	22	▼	-33.3%	-11
	Misdemeanor	CM	21	▼	-50.0%	-21
	Family Abuse - Protective Order	FP	11	▼	-31.3%	-5
	Capias	CA	8	▼	-42.9%	-6
	Non-Family Abuse Protective Order	AP	3	↔		-
	Felony	CF	2	▼	-89.5%	-17
	Motion - Protective Order	MP	2	▼	-60.0%	-3
	Violation of Protective Order	PV	2	▼	-66.7%	-4
	Total		145	▼	-30.6%	-64
Juvenile	Custody Visitation	CV	88	▼	-7.4%	-7
	Traffic	T	19	▲	+5.6%	+1
	Misdemeanor	DM	15	▲	+87.5%	+7
	Foster Care Review	FC	8	▲	+166.7%	+5
	Initial Foster Care	IF	7	▲	+600.0%	+6
	Show Cause	SC	4	▲	-20.0%	-1
	Voluntary Continuing Services and Support Agreem	VA	4	▲	-	+4
	Permanency Planning	PH	3	▼	-40.0%	-2
	Child In Need of Services	CS	2	↔		-
	Felony	DF	1	▼	-80.0%	-4
	Non-Family Abuse Protective Order	AP	1	▼	-80.0%	-4
	Other	OT	1	↔		-
	Status	ST	1	↔		-
	Truancy	TR	1	▼	-66.7%	-2
	Paternity	PT	0	▼	-100.0%	-1
	Qualified Residential Treatment	QR	0	▼	-100.0%	-1
	Temporary Detention Order	TD	0	▼	-100.0%	-1
	Total		155		0.0%	0
GRAND TOTAL			300	▼	-17.6%	-64

Filings by Major Case Category**

Category	Summary	Change	% Change	Absolute Change		
Adult Criminal	38	▼	-58.7%	-54		
Child Dependency	22	▲	+120.0%	+12		
Child in Need of Services/Supervision	3	▼	-70.0%	-7		
Custody and Visitation	88	▼	-8.3%	-8		
Delinquency	20	▲	+53.8%	+7		
Juvenile Miscellaneous	1	↔		0		
Other	23	▼	-34.3%	-12		
Protective Orders	17	▼	-41.4%	-12		
Support	69	▲	+15.0%	+9		
Traffic	19	▲	+5.6%	+1		
GRAND TOTAL			300	▼	-17.6%	-64

* Compared to same time period as previous year
 2/15/2024 10:10:54AM

** Case Type Categories are defined in the 2017 Virginia Judicial Workload Assessment
 Source: SCV-SQL-Information

2024 Overall GRAND TOTAL		Distribution of Caseload		Change*		Percentage (%) of Caseload			
118	-7 -5.6%	Adult	63	53%	-1.6%	-1	Adult	51.2%	53.4%
2024		Juvenile	55	47%	-9.8%	-6	Juvenile	48.8%	46.6%
2023		GRAND TOTAL	118	100%	-5.6%	-7	GRAND TOTAL	100%	100%

Filings by Division & Code

Division	Case Type Description	Code	Summary	Change	% Change	Absolute Change	
Adult	Other	OT	15	▲	+7.1%	+1	
	Felony	CF	14	▲	+75.0%	+6	
	Misdemeanor	CM	14	▼	-6.7%	-1	
	Family Abuse - Protective Order	FP	6	▲	+200.0%	+4	
	Civil Support	VS	5	▼	-68.8%	-11	
	Show Cause	SC	4	↔		-	
	Remand Support	RS	3	▲	+200.0%	+2	
	Capias	CA	1	▼	-75.0%	-3	
	Motion - Protective Order	MP	1	▲		+1	
		Total		63	▼	-1.6%	-1
Juvenile	Custody Visitation	CV	30	▼	-14.3%	-5	
	Misdemeanor	DM	9	▲	+200.0%	+6	
	Abuse and Neglect	AN	8	▲		+8	
	Felony	DF	2	▲		+2	
	Initial Foster Care	IF	2	▲		+2	
	Traffic	T	2	↔		-	
	Truancy	TR	2	▲		+2	
	Child In Need of Services	CS	0	▼	-100.0%	-1	
	Civil Violation	CI	0	▼	-100.0%	-3	
	Foster Care Review	FC	0	▼	-100.0%	-1	
	Non-Family Abuse Protective Order	AP	0	▼	-100.0%	-6	
	Other	OT	0	▼	-100.0%	-6	
	Paternity	PT	0	▼	-100.0%	-2	
	Remand Custody	RC	0	▼	-100.0%	-1	
	Remand Visitation	RV	0	▼	-100.0%	-1	
		Total		55	▼	-9.8%	-6
	GRAND TOTAL			118	▼	-5.6%	-7

Filings by Major Case Category**

Category	Summary	Change	% Change	Absolute Change		
Adult Criminal	33	▼	+6.5%	+2		
Child Dependency	10	▲	+900.0%	+9		
Child in Need of Services/Supervision	2	▲	+100.0%	+1		
Custody and Visitation	30	▼	-18.9%	-7		
Delinquency	11	▲	+266.7%	+8		
New to Workload Study	0	▼	-100.0%	-3		
Other	18	▼	-21.7%	-5		
Protective Orders	7	▲	-12.5%	-1		
Support	5	▼	-68.8%	-11		
Traffic	2	↔		0		
GRAND TOTAL			118	▼	-5.6%	-7

* Compared to same time period as previous year
 2/15/2024 10:10:54AM

** Case Type Categories are defined in the 2017 Virginia Judicial Workload Assessment
 Source: SCV-SQL-Information

2024 Overall GRAND TOTAL		Distribution of Caseload		Change*		Percentage (%) of Caseload			
44 +12 37.5% 	Adult	36	82%	125.0%	▲	+20	Adult	2023: 50.0%	2024: 81.8%
	Juvenile	8	18%	-50.0%	▼	-8	Juvenile	2023: 50.0%	2024: 18.2%
GRAND TOTAL		44	100%	37.5%	▲	+12	GRAND TOTAL	100%	100%

Filings by Division & Code

Division	Case Type Description	Code	Summary	Change	% Change	Absolute Change
Adult	Civil Support	VS	12	▲	+140.0%	+7
	Misdemeanor	CM	7	▲	+75.0%	+3
	Show Cause	SC	6	▲	+500.0%	+5
	Other	OT	5	▲	+150.0%	+3
	Capias	CA	2	↔		-
	Family Abuse - Protective Order	FP	2	▲	-	+2
	Felony	CF	2	▲	+100.0%	+1
	Non-Family Abuse Protective Order	AP	0	▼	-100.0%	-1
	Total			36	▲	125.0%
Juvenile	Custody Visitation	CV	8	↔		-
	Misdemeanor	DM	0	▼	-100.0%	-7
	Paternity	PT	0	▼	-100.0%	-1
	Total			8	▼	-50.0%
GRAND TOTAL			44	▲	37.5%	+12

Filings by Major Case Category**

Category	Summary	Change	% Change	Absolute Change
Adult Criminal	15	▲	+87.5%	+7
Custody and Visitation	8	▼	-11.1%	-1
Delinquency	0	▼	-100.0%	-7
Other	5	▲	+150.0%	+3
Protective Orders	2	▲	+100.0%	+1
Support	14	▲	+180.0%	+9
GRAND TOTAL	44	▲	37.5%	+12

* Compared to same time period as previous year
 2/15/2024 10:10:54AM

** Case Type Categories are defined in the 2017 Virginia Judicial Workload Assessment
 Source: SCV-SQL-Information

2024 Overall GRAND TOTAL		Distribution of Caseload		Change*		Percentage (%) of Caseload		
30	-39 -56.5%	Adult	17	57%	-64.6%	▼	-31	
		Juvenile	13	43%	-38.1%	▼	-8	
		GRAND TOTAL	30	100%	-56.5%	▼	-39	
								<u>2023</u>
								<u>2024</u>
								69.6%
								56.7%
								30.4%
								43.3%
								100%
								100%

Filings by Division & Code

Division	Case Type Description	Code	Summary	Change	% Change	Absolute Change
Adult	Show Cause	SC	6	▲	+50.0%	+2
	Civil Support	VS	4	▲	+100.0%	+2
	Other	OT	4	▼	-55.6%	-5
	Misdemeanor	CM	2	▼	-90.5%	-19
	Family Abuse - Protective Order	FP	1	▼	-66.7%	-2
	Capias	CA	0	▼	-100.0%	-6
	Felony	CF	0	▼	-100.0%	-3
	Total		17	▼	-64.6%	-31
Juvenile	Custody Visitation	CV	11	▼	-15.4%	-2
	Traffic	T	2	▲	-	+2
	Felony	DF	0	▼	-100.0%	-2
	Misdemeanor	DM	0	▼	-100.0%	-5
	Truancy	TR	0	▼	-100.0%	-1
	Total		13	▼	-38.1%	-8
GRAND TOTAL			30	▼	-56.5%	-39

Filings by Major Case Category**

Category	Summary	Change	% Change	Absolute Change
Adult Criminal	6	▼	-81.3%	-26
Child in Need of Services/Supervision	0	▼	-100.0%	-1
Custody and Visitation	11	▼	-15.4%	-2
Delinquency	0	▼	-100.0%	-7
Other	4	▼	-55.6%	-5
Protective Orders	1	▼	-66.7%	-2
Support	6	▲	+50.0%	+2
Traffic	2	▲	-	+2
GRAND TOTAL	30	▼	-56.5%	-39

* Compared to same time period as previous year
 2/15/2024 10:10:54AM

** Case Type Categories are defined in the 2017 Virginia Judicial Workload Assessment
 Source: SCV-SQL-Information

2024 Overall GRAND TOTAL		Distribution of Caseload		Change*		Percentage (%) of Caseload			
15	-11 -42.3%	Adult	8	53%	-50.0% ▼	-8	Adult	2023 61.5%	2024 53.3%
2024		Juvenile	7	47%	-30.0% ▼	-3	Juvenile	38.5%	46.7%
2023		GRAND TOTAL	15	100%	-42.3% ▼	-11	GRAND TOTAL	100%	100%

Filings by Division & Code

Division	Case Type Description	Code	Summary	Change	% Change	Absolute Change
Adult	Misdemeanor	CM	4	▼	-33.3%	-2
	Capias	CA	2	▲	-	+2
	Other	OT	1	▼	-66.7%	-2
	Restricted License for Non-Support	SL	1	▲	-	+1
	Civil Support	VS	0	▼	-100.0%	-3
	Show Cause	SC	0	▼	-100.0%	-3
	Violation Family Abuse Protective Order	PS	0	▼	-100.0%	-1
	Total			8	▼	-50.0%
Juvenile	Misdemeanor	DM	3	▲	+200.0%	+2
	Custody Visitation	CV	2	↔	-	-
	Traffic	T	2	▼	-66.7%	-4
	Paternity	PT	0	▼	-100.0%	-1
	Total			7	▼	-30.0%
GRAND TOTAL			15	▼	-42.3%	-11

Filings by Major Case Category**

Category	Summary	Change	% Change	Absolute Change
Adult Criminal	6	▲	-40.0%	-4
Custody and Visitation	2	▼	-33.3%	-1
Delinquency	3	▲	+200.0%	+2
Other	1	▼	-66.7%	-2
Support	1	▲	-66.7%	-2
Traffic	2	▼	-66.7%	-4
GRAND TOTAL	15	▼	-42.3%	-11

* Compared to same time period as previous year
 2/15/2024 10:10:54AM

** Case Type Categories are defined in the 2017 Virginia Judicial Workload Assessment
 Source: SCV-SQL-Information

2024 Overall GRAND TOTAL		Distribution of Caseload		Change*		Percentage (%) of Caseload		
854	+76 9.8%	Adult	378 44%	2.2% ▲	+8	Adult	2023 47.6%	2024 44.3%
2024		Juvenile	476 56%	16.7% ▲	+68	Juvenile	52.4%	55.7%
2023		GRAND TOTAL	854 100%	9.8% ▲	+76	GRAND TOTAL	100%	100%

Filings by Division & Code

Division	Case Type Description	Code	Summary	Change	% Change	Absolute Change
Adult	Civil Support	VS	84	↔		-
	Show Cause	SC	83	▼	-21.0%	-22
	Other	OT	72	▲	+44.0%	+22
	Misdemeanor	CM	54	↔		-
	Family Abuse - Protective Order	FP	29	↔		-
	Felony	CF	25	▲	+108.3%	+13
	Capias	CA	11	▲	-31.3%	-5
	Remand Support	RS	9	▲	+12.5%	+1
	Motion - Protective Order	MP	6	▼	-40.0%	-4
	Non-Family Abuse Protective Order	AP	3	▲	+200.0%	+2
	Restricted License for Non-Support	SL	1	↔		-
	Violation of Protective Order	PV	1	▲	-	+1
		Total		378	▲	2.2%
Juvenile	Custody Visitation	CV	357	▲	+33.7%	+90
	Misdemeanor	DM	37	▲	+12.1%	+4
	Truancy	TR	12	▲	+20.0%	+2
	Paternity	PT	10	▲	+100.0%	+5
	Felony	DF	9	▲	+12.5%	+1
	Remand Custody	RC	9	▼	-10.0%	-1
	Remand Visitation	RV	9	▼	-10.0%	-1
	Child In Need of Services	CS	8	▲	+100.0%	+4
	Permanency Planning	PH	4	▲	+300.0%	+3
	Foster Care Review	FC	3	▼	-40.0%	-2
	Special Immigrant Juvenile Status	SI	3	▲	+200.0%	+2
	Status	ST	3	↔		-
	Traffic	T	3	▼	-82.4%	-14
	Abuse and Neglect	AN	2	↔		-
	Show Cause	SC	2	▲		-
	Child at Risk	RI	1	▼	-87.5%	-7
	Initial Foster Care	IF	1	▲	-	+1
	Non-Family Abuse Protective Order	AP	1	▼	-91.7%	-11
	Other	OT	1	▲	-	+1
	Temporary Detention Order	TD	1	▼	-75.0%	-3
	Qualified Residential Treatment	QR	0	▼	-100.0%	-1
	Relief of Custody	CR	0	▼	-100.0%	-1
	Terminate Parental Rights	TP	0	▼	-100.0%	-3
	Voluntary Continuing Services and Support Agree	VA	0	▼	-100.0%	-1
		Total		476	▲	16.7%
GRAND TOTAL			854	▲	9.8%	+76

Filings by Major Case Category**

Category	Summary	Change	% Change	Absolute Change
Adult Criminal	116	▲	-7.9%	-10
Child Dependency	11	▲	-50.0%	-11
Child in Need of Services/Supervision	21	▲	+50.0%	+7
Custody and Visitation	367	▲	+34.9%	+95
Delinquency	47	▼	+9.3%	+4
Juvenile Miscellaneous	3	↔		0

* Compared to same time period as previous year
 2/15/2024 10:10:54AM

** Case Type Categories are defined in the 2017 Virginia Judicial Workload Assessment
 Source: SCV-SQL-Information

New to Workload Study	3	▲	+200.0%	+2
Other	101	▲	+23.2%	+19
Protective Orders	39	▲	-25.0%	-13
Support	143	▲	-2.1%	-3
Traffic	3	▼	-82.4%	-14
GRAND TOTAL	854	▲	9.8%	+76

2024 Overall GRAND TOTAL		Distribution of Caseload		Change*		Percentage (%) of Caseload			
587	-248 -29.7%	Adult	328	56%	-21.3% ▼	-89	Adult	49.9%	55.9%
2024		Juvenile	259	44%	-38.0% ▼	-159	Juvenile	50.1%	44.1%
2023		GRAND TOTAL	587	100%	-29.7% ▼	-248	GRAND TOTAL	100%	100%

Filings by Division & Code

Division	Case Type Description	Code	Summary	Change	% Change	Absolute Change
Adult	Misdemeanor	CM	106	▲	+5.0%	+5
	Other	OT	47	▼	-53.5%	-54
	Show Cause	SC	47	▼	-25.4%	-16
	Felony	CF	40	▲	+166.7%	+25
	Civil Support	VS	39	▼	-41.8%	-28
	Family Abuse - Protective Order	FP	22	▼	-26.7%	-8
	Capias	CA	18	▼	-50.0%	-18
	Non-Family Abuse Protective Order	AP	4	▲	+300.0%	+3
	Emergency Custody Order	EC	2	▲	-	+2
	Motion - Protective Order	MP	2	▲	+100.0%	+1
	Violation Family Abuse Protective Order	PS	1	▲	-	+1
	Restricted License for Non-Support	SL	0	▼	-100.0%	-1
	Violation of Protective Order	PV	0	▼	-100.0%	-1
	Total		328	▼	-21.3%	-89
Juvenile	Custody Visitation	CV	133	▼	-47.2%	-119
	Misdemeanor	DM	39	▼	-4.9%	-2
	Paternity	PT	24	▼	-53.8%	-28
	Traffic	T	13	▼	-45.8%	-11
	Foster Care Review	FC	10	▲	+42.9%	+3
	Special Immigrant Juvenile Status	SI	7	▲	-	+7
	Truancy	TR	6	▲	+200.0%	+4
	Abuse and Neglect	AN	5	▲	+150.0%	+3
	Status	ST	5	▼	-44.4%	-4
	Child In Need of Services	CS	4	▲	+33.3%	+1
	Felony	DF	4	▼	-50.0%	-4
	Permanency Planning	PH	3	▼	-25.0%	-1
	Temporary Detention Order	TD	2	▲	+100.0%	+1
	Civil Violation	CI	1	▲	-	+1
	Emergency Custody Order	EC	1	↔	-	-
	Other	OT	1	▼	-50.0%	-1
	Show Cause	SC	1	▲	-	+1
	Family Abuse - Protective Order	FP	0	▼	-100.0%	-1
	Initial Foster Care	IF	0	▼	-100.0%	-1
	Non-Family Abuse Protective Order	AP	0	▼	-100.0%	-1
	Remand Custody	RC	0	▼	-100.0%	-3
	Remand Visitation	RV	0	▼	-100.0%	-3
	Violation Family Abuse Protective Order	PS	0	▼	-100.0%	-1
	Total		259	▼	-38.0%	-159
GRAND TOTAL			587	▼	-29.7%	-248

Filings by Major Case Category**

Category	Summary	Change	% Change	Absolute Change
Adult Criminal	205	▲	+12.0%	+22
Child Dependency	18	▲	+28.6%	+4
Child in Need of Services/Supervision	10	▲	+100.0%	+5
Custody and Visitation	157	▼	-48.4%	-147
Delinquency	44	▲	-12.0%	-6
Juvenile Miscellaneous	5	▼	-44.4%	-4

* Compared to same time period as previous year
 2/15/2024 10:10:54AM

** Case Type Categories are defined in the 2017 Virginia Judicial Workload Assessment
 Source: SCV-SQL-Information

CPSS - JCMS CASELOAD STATISTICS OF THE JUVENILE & DOMESTIC RELATIONS DISTRICT COURTS
 January 2024 thru January 2024 Filings (Compared to January 2023 thru January 2023)

Stafford

District: 15 FIPS: 179

New to Workload Study	8	▲	-	+8
Other	53	▲	-52.3%	-58
Protective Orders	28	▲	-17.6%	-6
Support	46	▼	-54.5%	-55
Traffic	13	▼	-45.8%	-11
GRAND TOTAL	587	▼	-29.7%	-248

2024 Overall GRAND TOTAL		Distribution of Caseload		Change*		Percentage (%) of Caseload			
105	-38 -26.6%	Adult	62	59%	-10.1% ▼	-7	Adult	48.3%	59.0%
2024		Juvenile	43	41%	-41.9% ▼	-31	Juvenile	51.7%	41.0%
2023		GRAND TOTAL	105	100%	-26.6% ▼	-38	GRAND TOTAL	100%	100%

Filings by Division & Code

Division	Case Type Description	Code	Summary	Change	% Change	Absolute Change
Adult	Civil Support	VS	17	▲	+240.0%	+12
	Other	OT	13	↔		-
	Misdemeanor	CM	11	▼	-42.1%	-8
	Felony	CF	7	▲	+75.0%	+3
	Family Abuse - Protective Order	FP	6	▼	-40.0%	-4
	Show Cause	SC	4	▼	-71.4%	-10
	Capias	CA	3	▲	+200.0%	+2
	Non-Family Abuse Protective Order	AP	1	↔		-
	Motion - Protective Order	MP	0	▼	-100.0%	-2
	Total		62	▼	-10.1%	-7
Juvenile	Custody Visitation	CV	27	▼	-25.0%	-9
	Traffic	T	7	▲	+600.0%	+6
	Misdemeanor	DM	5	▲	-	+5
	Child In Need of Services	CS	1	↔		-
	Foster Care Review	FC	1	▼	-80.0%	-4
	Permanency Planning	PH	1	▲	-	+1
	Voluntary Continuing Services and Support Agree	VA	1	▲	-	+1
	Initial Foster Care	IF	0	▼	-100.0%	-1
	Paternity	PT	0	▼	-100.0%	-2
	Show Cause	SC	0	▼	-100.0%	-27
	Temporary Detention Order	TD	0	▼	-100.0%	-1
Total		43	▼	-41.9%	-31	
GRAND TOTAL			105	▼	-26.6%	-38

Filings by Major Case Category**

Category	Summary	Change	% Change	Absolute Change
Adult Criminal	24	▲	-14.3%	-4
Child Dependency	3	▲	-50.0%	-3
Child in Need of Services/Supervision	1	↔		0
Custody and Visitation	27	▼	-28.9%	-11
Delinquency	5	▲	-81.5%	-22
Other	13	▼	-7.1%	-1
Protective Orders	7	▼	-46.2%	-6
Support	18	▲	+20.0%	+3
Traffic	7	▲	+600.0%	+6
GRAND TOTAL	105	▼	-26.6%	-38

* Compared to same time period as previous year
 2/15/2024 10:10:54AM

** Case Type Categories are defined in the 2017 Virginia Judicial Workload Assessment
 Source: SCV-SQL-Information

2024 Overall GRAND TOTAL		Distribution of Caseload			Change*		Percentage (%) of Caseload		
266 	+32 13.7% 	Adult	135	51%	-5.6% ▼	-8	Adult	61.1%	50.8%
		Juvenile	131	49%	44.0% ▲	+40	Juvenile	38.9%	49.2%
GRAND TOTAL		266	100%	13.7% ▲	+32	GRAND TOTAL	100%	100%	

Filings by Division & Code

Division	Case Type Description	Code	Summary	Change	% Change	Absolute Change
Adult	Misdemeanor	CM	34	▲	+54.5%	+12
	Other	OT	30	▲	+36.4%	+8
	Show Cause	SC	23	▲	-30.3%	-10
	Civil Support	VS	22	▼	-8.3%	-2
	Family Abuse - Protective Order	FP	8	▼	-20.0%	-2
	Non-Family Abuse Protective Order	AP	5	▼	-16.7%	-1
	Capias	CA	4	▼	-60.0%	-6
	Felony	CF	4	▼	-60.0%	-6
	Violation of Protective Order	PV	3	▲	+200.0%	+2
	Motion - Protective Order	MP	2	▼	-50.0%	-2
	Remand Support	RS	0	▼	-100.0%	-1
		Total		135	▼	-5.6%
Juvenile	Custody Visitation	CV	41	▲	+86.4%	+19
	Traffic	T	15	▲	+25.0%	+3
	Abuse and Neglect	AN	12	▲	+200.0%	+8
	Misdemeanor	DM	12	▲	+33.3%	+3
	Foster Care Review	FC	10	▲	+42.9%	+3
	Initial Foster Care	IF	6	▲	+500.0%	+5
	Permanency Planning	PH	6	▲	+50.0%	+2
	Temporary Detention Order	TD	5	▲	+25.0%	+1
	Paternity	PT	4	▲	-	+4
	Special Immigrant Juvenile Status	SI	3	▲	-	+3
	Truancy	TR	3	↔	-	-
	Child In Need of Services	CS	2	▲	-	+2
	Felony	DF	2	▼	-87.5%	-14
	Motion - Protective Order	MP	2	▲	-	+2
	Non-Family Abuse Protective Order	AP	2	▲	+100.0%	+1
	Other	OT	2	▲	+100.0%	+1
	Civil Violation	CI	1	▲	-	+1
	Emergency Custody Order	EC	1	↔	-	-
	Status	ST	1	↔	-	-
	Voluntary Continuing Services and Support Agree	VA	1	▲	-	+1
	Show Cause	SC	0	▼	-100.0%	-1
	Terminate Parental Rights	TP	0	▼	-100.0%	-4
	Total		131	▲	44.0%	+40
GRAND TOTAL			266	▲	13.7%	+32

Filings by Major Case Category**

Category	Summary	Change	% Change	Absolute Change
Adult Criminal	58	▲	+28.9%	+13
Child Dependency	35	▲	+75.0%	+15
Child in Need of Services/Supervision	5	▲	+66.7%	+2
Custody and Visitation	45	▲	+104.5%	+23
Delinquency	14	▼	-46.2%	-12
Juvenile Miscellaneous	1	↔	-	0
New to Workload Study	4	▲	-	+4
Other	38	▲	+31.0%	+9
Protective Orders	19	▲	-9.5%	-2

* Compared to same time period as previous year
 2/15/2024 10:10:54AM

** Case Type Categories are defined in the 2017 Virginia Judicial Workload Assessment
 Source: SCV-SQL-Information

CPSS - JCMS CASELOAD STATISTICS OF THE JUVENILE & DOMESTIC RELATIONS DISTRICT COURTS
January 2024 thru January 2024 Filings (Compared to January 2023 thru January 2023)

Support	32	▼	-41.8%	-23
Traffic	15	▲	+25.0%	+3
GRAND TOTAL	266	▲	13.7%	+32

2024 Overall GRAND TOTAL		Distribution of Caseload		Change*		Percentage (%) of Caseload		
152	-8 -5.0%	Adult	119 78%	15.5% ▲	+16	Adult	64.4%	78.3%
2024		Juvenile	33 22%	-42.1% ▼	-24	Juvenile	35.6%	21.7%
2023		GRAND TOTAL	152 100%	-5.0% ▼	-8	GRAND TOTAL	100%	100%

Filings by Division & Code

Division	Case Type Description	Code	Summary	Change	% Change	Absolute Change
Adult	Misdemeanor	CM	29	▲	+16.0%	+4
	Show Cause	SC	24	▲	+60.0%	+9
	Other	OT	23	▼	-4.2%	-1
	Civil Support	VS	13	▲	+18.2%	+2
	Capias	CA	10	▲	+42.9%	+3
	Felony	CF	9	↔		-
	Family Abuse - Protective Order	FP	6	↔		-
	Violation of Protective Order	PV	3	▲	+200.0%	+2
	Non-Family Abuse Protective Order	AP	1	↔		-
	Remand Support	RS	1	↔		-
	Motion - Protective Order	MP	0	▼	-100.0%	-3
	Total		119	▲	15.5%	+16
Juvenile	Foster Care Review	FC	7	▲	+16.7%	+1
	Custody Visitation	CV	6	▼	-62.5%	-10
	Misdemeanor	DM	5	▼	-28.6%	-2
	Felony	DF	4	↔		-
	Traffic	T	3	▲	+200.0%	+2
	Abuse and Neglect	AN	2	↔		-
	Paternity	PT	2	▲	-	+2
	Initial Foster Care	IF	1	▲	-	+1
	Other	OT	1	▲	-83.3%	-5
	Status	ST	1	▲	-	+1
	Temporary Detention Order	TD	1	▼	-50.0%	-1
	Emergency Custody Order	EC	0	▼	-100.0%	-4
	Non-Family Abuse Protective Order	AP	0	▼	-100.0%	-5
	Permanency Planning	PH	0	▼	-100.0%	-2
	Truancy	TR	0	▼	-100.0%	-1
	Voluntary Continuing Services and Support Agree	VA	0	▼	-100.0%	-1
		Total		33	▼	-42.1%
GRAND TOTAL			152	▼	-5.0%	-8

Filings by Major Case Category**

Category	Summary	Change	% Change	Absolute Change
Adult Criminal	58	▲	+41.5%	+17
Child Dependency	10	▲	-9.1%	-1
Child in Need of Services/Supervision	0	▼	-100.0%	-1
Custody and Visitation	8	▲	-50.0%	-8
Delinquency	9	▼	-18.2%	-2
Juvenile Miscellaneous	2	▲	-	+2
Other	25	▼	-32.4%	-12
Protective Orders	7	▼	-53.3%	-8
Support	30	▼	+11.1%	+3
Traffic	3	▲	+200.0%	+2
GRAND TOTAL	152	▼	-5.0%	-8

* Compared to same time period as previous year
 2/15/2024 10:10:54AM

** Case Type Categories are defined in the 2017 Virginia Judicial Workload Assessment
 Source: SCV-SQL-Information

2024 Overall GRAND TOTAL		Distribution of Caseload		Change*		Percentage (%) of Caseload			
291	-14 -4.6%	Adult	149	51%	-17.7% ▼	-32	Adult	59.3%	51.2%
2024		Juvenile	142	49%	14.5% ▲	+18	Juvenile	40.7%	48.8%
2023		GRAND TOTAL	291	100%	-4.6% ▼	-14	GRAND TOTAL	100%	100%

Filings by Division & Code

Division	Case Type Description	Code	Summary	Change	% Change	Absolute Change
Adult	Show Cause	SC	53	▲	-13.1%	-8
	Civil Support	VS	37	▲	+37.0%	+10
	Misdemeanor	CM	19	▼	-38.7%	-12
	Other	OT	13	▼	-23.5%	-4
	Capias	CA	9	▼	-30.8%	-4
	Family Abuse - Protective Order	FP	7	▼	-50.0%	-7
	Felony	CF	4	▼	-42.9%	-3
	Violation of Protective Order	PV	3	▼	-25.0%	-1
	Motion - Protective Order	MP	1	▲	-	+1
	Non-Family Abuse Protective Order	AP	1	▼	-50.0%	-1
	Remand Support	RS	1	▼	-66.7%	-2
	Restricted License for Non-Support	SL	1	▲	-	+1
	Violation Family Abuse Protective Order	PS	0	▼	-100.0%	-2
	Total		149	▼	-17.7%	-32
Juvenile	Custody Visitation	CV	93	▲	+34.8%	+24
	Misdemeanor	DM	15	▼	-21.1%	-4
	Traffic	T	12	▲	+50.0%	+4
	Special Immigrant Juvenile Status	SI	5	▲	-	+5
	Show Cause	SC	4	▲	-	+4
	Abuse and Neglect	AN	3	▲	+50.0%	+1
	Felony	DF	3	▲	+200.0%	+2
	Paternity	PT	2	▲	+100.0%	+1
	Child In Need of Services	CS	1	▼	-80.0%	-4
	Civil Violation	CI	1	▲	-	+1
	Entrustment	ET	1	▲	-	+1
	Permanency Planning	PH	1	▼	-50.0%	-1
	Truancy	TR	1	▲	-	+1
	Capias	CA	0	▼	-100.0%	-1
	Child at Risk	RI	0	▼	-100.0%	-1
	Foster Care Review	FC	0	▼	-100.0%	-3
	Non-Family Abuse Protective Order	AP	0	▼	-100.0%	-4
	Other	OT	0	▼	-100.0%	-2
	Remand Custody	RC	0	▼	-100.0%	-1
	Remand Visitation	RV	0	▼	-100.0%	-1
	Status	ST	0	▼	-100.0%	-3
Voluntary Continuing Services and Support Agreem	VA	0	▼	-100.0%	-1	
	Total		142	▲	14.5%	+18
	GRAND TOTAL		291	▼	-4.6%	-14

Filings by Major Case Category**

Category	Summary	Change	% Change	Absolute Change
Adult Criminal	76	▼	-29.0%	-31
Child Dependency	5	▲	-44.4%	-4
Child in Need of Services/Supervision	6	▲	+20.0%	+1
Custody and Visitation	95	▲	+35.7%	+25
Delinquency	18	▲	-14.3%	-3
Juvenile Miscellaneous	0	▼	-100.0%	-3
New to Workload Study	6	▲	-	+6

CPSS - JCMS CASELOAD STATISTICS OF THE JUVENILE & DOMESTIC RELATIONS DISTRICT COURTS
 January 2024 thru January 2024 Filings (Compared to January 2023 thru January 2023)

Other	14	▼	-41.7%	-10
Protective Orders	9	▲	-55.0%	-11
Support	50	▲	+31.6%	+12
Traffic	12	▲	+50.0%	+4
GRAND TOTAL	291	▼	-4.6%	-14

2024 Overall GRAND TOTAL		Distribution of Caseload		Change*		Percentage (%) of Caseload			
103	+13 14.4%	Adult	66	64%	46.7% ▲	+21	Adult	50.0%	64.1%
2024		Juvenile	37	36%	-17.8% ▼	-8	Juvenile	50.0%	35.9%
2023		GRAND TOTAL	103	100%	14.4% ▲	+13	GRAND TOTAL	100%	100%

Filings by Division & Code

Division	Case Type Description	Code	Summary	Change	% Change	Absolute Change
Adult	Other	OT	17	▲	+142.9%	+10
	Misdemeanor	CM	14	▲	+100.0%	+7
	Family Abuse - Protective Order	FP	8	▲	+166.7%	+5
	Show Cause	SC	7	▼	-30.0%	-3
	Remand Support	RS	6	↔		-
	Civil Support	VS	5	▼	-44.4%	-4
	Capias	CA	4	▲	-	+4
	Felony	CF	4	▲	-	+4
	Non-Family Abuse Protective Order	AP	1	↔		-
	Motion - Protective Order	MP	0	▼	-100.0%	-2
	Total		66	▲	46.7%	+21
Juvenile	Custody Visitation	CV	10	▼	-64.3%	-18
	Misdemeanor	DM	6	▲	+500.0%	+5
	Initial Foster Care	IF	5	▲	-	+5
	Permanency Planning	PH	4	▲	-	+4
	Remand Custody	RC	4	▼	-50.0%	-4
	Remand Visitation	RV	4	▲	+33.3%	+1
	Child In Need of Services	CS	2	▲	+100.0%	+1
	Voluntary Continuing Services and Support Agreen	VA	2	▲	+100.0%	+1
	Abuse and Neglect	AN	0	▼	-100.0%	-2
	Non-Family Abuse Protective Order	AP	0	▼	-100.0%	-1
	Total		37	▼	-17.8%	-8
GRAND TOTAL			103	▲	14.4%	+13

Filings by Major Case Category**

Category	Summary	Change	% Change	Absolute Change	
Adult Criminal	27	▲	+145.5%	+16	
Child Dependency	11	▲	+266.7%	+8	
Child in Need of Services/Supervision	2	▲	+100.0%	+1	
Custody and Visitation	10	▼	-64.3%	-18	
Delinquency	6	▲	+500.0%	+5	
Other	31	▲	+29.2%	+7	
Protective Orders	9	▼	+28.6%	+2	
Support	7	▼	-53.3%	-8	
GRAND TOTAL		103	▲	14.4%	+13

* Compared to same time period as previous year
 2/15/2024 10:10:54AM

** Case Type Categories are defined in the 2017 Virginia Judicial Workload Assessment
 Source: SCV-SQL-Information

2024 Overall GRAND TOTAL		Distribution of Caseload		Change*		Percentage (%) of Caseload			
46 -13 -22.0% 	Adult	26	57%	-10.3%	▼	-3	2023	2024	
	Juvenile	20	43%	-33.3%	▼	-10	49.2%	56.5%	
GRAND TOTAL		46	100%	-22.0%	▼	-13	GRAND TOTAL	100%	100%

Filings by Division & Code

Division	Case Type Description	Code	Summary	Change	% Change	Absolute Change
Adult	Misdemeanor	CM	8	▲	+60.0%	+3
	Other	OT	5	▼	-44.4%	-4
	Family Abuse - Protective Order	FP	4	▲	+300.0%	+3
	Felony	CF	4	▲	+33.3%	+1
	Show Cause	SC	3	▼	-57.1%	-4
	Civil Support	VS	2	▼	-50.0%	-2
	Total			26	▼	-10.3%
Juvenile	Traffic	T	9	▲	+80.0%	+4
	Misdemeanor	DM	7	▼	-36.4%	-4
	Felony	DF	2	▲	+100.0%	+1
	Abuse and Neglect	AN	1	▲	-	+1
	Permanency Planning	PH	1	↔	-	-
	Custody Visitation	CV	0	▼	-100.0%	-10
	Remand Custody	RC	0	▼	-100.0%	-1
	Remand Visitation	RV	0	▼	-100.0%	-1
Total			20	▼	-33.3%	-10
GRAND TOTAL			46	▼	-22.0%	-13

Filings by Major Case Category**

Category	Summary	Change	% Change	Absolute Change
Adult Criminal	15	▲		0
Child Dependency	2	▲	+100.0%	+1
Custody and Visitation	0	▼	-100.0%	-10
Delinquency	9	▲	-25.0%	-3
Other	5	▼	-54.5%	-6
Protective Orders	4	▲	+300.0%	+3
Support	2	▼	-50.0%	-2
Traffic	9	▲	+80.0%	+4
GRAND TOTAL	46	▼	-22.0%	-13

* Compared to same time period as previous year
 2/15/2024 10:10:54AM

** Case Type Categories are defined in the 2017 Virginia Judicial Workload Assessment
 Source: SCV-SQL-Information

2024 Overall GRAND TOTAL		Distribution of Caseload		Change*		Percentage (%) of Caseload			
83	-69 -45.4%	Adult	37 45%	-54.9%	▼	-45	Adult	53.9%	44.6%
2024		Juvenile	46 55%	-34.3%	▼	-24	Juvenile	46.1%	55.4%
2023		GRAND TOTAL	83 100%	-45.4%	▼	-69	GRAND TOTAL	100%	100%

Filings by Division & Code

Division	Case Type Description	Code	Summary	Change	% Change	Absolute Change
Adult	Show Cause	SC	16	▲	+433.3%	+13
	Civil Support	VS	6	▼	-33.3%	-3
	Capias	CA	4	▲	-	+4
	Misdemeanor	CM	4	▼	-20.0%	-1
	Other	OT	4	▼	-20.0%	-1
	Family Abuse - Protective Order	FP	2	▼	-33.3%	-1
	Felony	CF	1	▼	-83.3%	-5
	Violation of Protective Order	PV	0	▼	-100.0%	-51
	Total		37	▼	-54.9%	-45
Juvenile	Custody Visitation	CV	26	▼	-27.8%	-10
	Traffic	T	7	▲	+250.0%	+5
	Misdemeanor	DM	4	▼	-20.0%	-1
	Child In Need of Services	CS	2	↔	-	-
	Show Cause	SC	2	▲	-	+2
	Special Immigrant Juvenile Status	SI	2	▲	-	+2
	Initial Foster Care	IF	1	↔	-	-
	Non-Family Abuse Protective Order	AP	1	▲	-	+1
	Permanency Planning	PH	1	▼	-80.0%	-4
	Emergency Custody Order	EC	0	▼	-100.0%	-1
	Felony	DF	0	▼	-100.0%	-1
	Foster Care Review	FC	0	▼	-100.0%	-4
	Motion - Protective Order	MP	0	▼	-100.0%	-2
	Temporary Detention Order	TD	0	▼	-100.0%	-2
	Terminate Parental Rights	TP	0	▼	-100.0%	-8
	Truancy	TR	0	▼	-100.0%	-1
	Total		46	▼	-34.3%	-24
GRAND TOTAL			83	▼	-45.4%	-69

Filings by Major Case Category**

Category	Summary	Change	% Change	Absolute Change	
Adult Criminal	17	▲	-73.4%	-47	
Child Dependency	2	▼	-88.9%	-16	
Child in Need of Services/Supervision	2	▼	-33.3%	-1	
Custody and Visitation	26	▼	-27.8%	-10	
Delinquency	6	▲	-	0	
New to Workload Study	2	▲	-	+2	
Other	4	▼	-50.0%	-4	
Protective Orders	3	▲	-40.0%	-2	
Support	14	▲	+40.0%	+4	
Traffic	7	▲	+250.0%	+5	
GRAND TOTAL		83	▼	-45.4%	-69

* Compared to same time period as previous year
 2/15/2024 10:10:54AM

** Case Type Categories are defined in the 2017 Virginia Judicial Workload Assessment
 Source: SCV-SQL-Information

2024 Overall GRAND TOTAL		Distribution of Caseload			Change*		Percentage (%) of Caseload		
222 +19 9.4% 	Adult	139	63%	-5.4% ▼	-8	Adult	2023	2024	
	Juvenile	83	37%	48.2% ▲	+27	Juvenile	72.4%	62.6%	
GRAND TOTAL		222	100%	9.4% ▲	+19	GRAND TOTAL	100%	100%	

Filings by Division & Code

Division	Case Type Description	Code	Summary	Change	% Change	Absolute Change
Adult	Misdemeanor	CM	57	▲	+338.5%	+44
	Show Cause	SC	23	▼	-4.2%	-1
	Other	OT	19	▲	+11.8%	+2
	Civil Support	VS	12	▼	-33.3%	-6
	Felony	CF	12	▼	-81.0%	-51
	Family Abuse - Protective Order	FP	6	▲	-	+6
	Capias	CA	4	▲	+33.3%	+1
	Motion - Protective Order	MP	3	▲	+200.0%	+2
	Violation of Protective Order	PV	2	▼	-50.0%	-2
	Restricted License for Non-Support	SL	1	▲	-	+1
	Non-Family Abuse Protective Order	AP	0	▼	-100.0%	-2
	Remand Support	RS	0	▼	-100.0%	-2
Total			139	▼	-5.4%	-8
Juvenile	Custody Visitation	CV	49	▲	+22.5%	+9
	Traffic	T	13	▲	+550.0%	+11
	Misdemeanor	DM	7	▲	+600.0%	+6
	Capias	CA	2	▲	-	+2
	Civil Violation	CI	2	▲	-	+2
	Foster Care Review	FC	2	▲	-	+2
	Motion - Protective Order	MP	2	▲	-	+2
	Permanency Planning	PH	2	▲	+100.0%	+1
	Felony	DF	1	▲	-	+1
	Initial Foster Care	IF	1	▲	-	+1
	Status	ST	1	▲	-	+1
	Truancy	TR	1	▲	-	+1
	Abuse and Neglect	AN	0	▼	-100.0%	-1
	Remand Custody	RC	0	▼	-100.0%	-5
	Remand Visitation	RV	0	▼	-100.0%	-5
	Voluntary Continuing Services and Support Agreem	VA	0	▼	-100.0%	-1
Total			83	▲	48.2%	+27
GRAND TOTAL			222	▲	9.4%	+19

Filings by Major Case Category**

Category	Summary	Change	% Change	Absolute Change	
Adult Criminal	83	▲	-12.6%	-12	
Child Dependency	5	▲	+66.7%	+2	
Child in Need of Services/Supervision	1	▲	-	+1	
Custody and Visitation	49	▲	+22.5%	+9	
Delinquency	10	▲	+900.0%	+9	
Juvenile Miscellaneous	1	▲	-	+1	
New to Workload Study	2	▲	-	+2	
Other	19	▼	-34.5%	-10	
Protective Orders	11	▲	+266.7%	+8	
Support	28	▲	-6.7%	-2	
Traffic	13	▲	+550.0%	+11	
GRAND TOTAL		222	▲	9.4%	+19

* Compared to same time period as previous year
 2/15/2024 10:10:54AM

** Case Type Categories are defined in the 2017 Virginia Judicial Workload Assessment
 Source: SCV-SQL-Information

2024 Overall GRAND TOTAL		Distribution of Caseload		Change*		Percentage (%) of Caseload			
58 +21 56.8% 		Adult	27	47%	92.9% ▲	+13	Adult	37.8%	46.6%
		Juvenile	31	53%	34.8% ▲	+8	Juvenile	62.2%	53.4%
GRAND TOTAL		58	100%	56.8% ▲	+21	GRAND TOTAL	100%	100%	

Filings by Division & Code

Division	Case Type Description	Code	Summary	Change	% Change	Absolute Change
Adult	Misdemeanor	CM	8	▲	+300.0%	+6
	Show Cause	SC	6	▲	+200.0%	+4
	Civil Support	VS	3	▲	+200.0%	+2
	Other	OT	3	↔		-
	Family Abuse - Protective Order	FP	2	▼	-60.0%	-3
	Violation of Protective Order	PV	2	▲	-	+2
	Felony	CF	1	▲	-	+1
	Motion - Protective Order	MP	1	▲	-	+1
	Non-Family Abuse Protective Order	AP	1	▲	-	+1
	Capias	CA	0	▼	-100.0%	-1
	Total		27	▲	92.9%	+13
Juvenile	Custody Visitation	CV	20	▲	+100.0%	+10
	Permanency Planning	PH	4	▲	+300.0%	+3
	Misdemeanor	DM	2	▲	+100.0%	+1
	Terminate Parental Rights	TP	2	↔		-
	Traffic	T	2	↔		-
	Status	ST	1	▲	-	+1
	Abuse and Neglect	AN	0	▼	-100.0%	-6
	Child In Need of Services	CS	0	▼	-100.0%	-1
	Total		31	▲	34.8%	+8
GRAND TOTAL			58	▲	56.8%	+21

Filings by Major Case Category**

Category	Summary	Change	% Change	Absolute Change	
Adult Criminal	15	▲	+200.0%	+10	
Child Dependency	6	▲	-33.3%	-3	
Child in Need of Services/Supervision	0	▼	-100.0%	-1	
Custody and Visitation	20	▲	+100.0%	+10	
Delinquency	2	▲	+100.0%	+1	
Juvenile Miscellaneous	1	▲	-	+1	
Other	3	↔		0	
Protective Orders	4	▲	-20.0%	-1	
Support	5	▲	+400.0%	+4	
Traffic	2	↔		0	
GRAND TOTAL		58	▲	56.8%	+21

* Compared to same time period as previous year
 2/15/2024 10:10:54AM

** Case Type Categories are defined in the 2017 Virginia Judicial Workload Assessment
 Source: SCV-SQL-Information

2024 Overall GRAND TOTAL		Distribution of Caseload			Change*		Percentage (%) of Caseload		
188 +17 9.9% 	Adult	105	56%	18.0% ▲	+16	Adult	2023	2024	
	Juvenile	83	44%	1.2% ▲	+1	Juvenile	52.0%	55.9%	
GRAND TOTAL		188	100%	9.9% ▲	+17	GRAND TOTAL	100%	100%	

Filings by Division & Code

Division	Case Type Description	Code	Summary	Change	% Change	Absolute Change
Adult	Show Cause	SC	39	▲	+160.0%	+24
	Civil Support	VS	17	↔		-
	Other	OT	17	▲	+6.3%	+1
	Family Abuse - Protective Order	FP	14	▲	+133.3%	+8
	Misdemeanor	CM	10	▼	-60.0%	-15
	Capias	CA	2	▼	-50.0%	-2
	Felony	CF	2	▼	-33.3%	-1
	Non-Family Abuse Protective Order	AP	2	▲	-	+2
	Motion - Protective Order	MP	1	▼	-50.0%	-1
	Remand Support	RS	1	▲	-	+1
	Protective Order	PC	0	▼	-100.0%	-1
	Total			105	▲	18.0%
Juvenile	Custody Visitation	CV	57	▼	-8.1%	-5
	Misdemeanor	DM	6	▲	+200.0%	+4
	Child In Need of Services	CS	5	▲	+400.0%	+4
	Other	OT	3	▲	+200.0%	+2
	Status	ST	3	▲	+200.0%	+2
	Permanency Planning	PH	2	▲	+100.0%	+1
	Traffic	T	2	▼	-33.3%	-1
	Emergency Custody Order	EC	1	▲	-	+1
	Foster Care Review	FC	1	▼	-75.0%	-3
	Initial Foster Care	IF	1	↔		-
	Non-Family Abuse Protective Order	AP	1	↔		-
	Temporary Detention Order	TD	1	▼	-50.0%	-1
	Felony	DF	0	▼	-100.0%	-1
	Qualified Residential Treatment	QR	0	▼	-100.0%	-2
	Total			83	▲	1.2%
GRAND TOTAL			188	▲	9.9%	+17

Filings by Major Case Category**

Category	Summary	Change	% Change	Absolute Change	
Adult Criminal	47	▲	+14.6%	+6	
Child Dependency	4	▼	-50.0%	-4	
Child in Need of Services/Supervision	5	▲	+400.0%	+4	
Custody and Visitation	57	▼	-8.1%	-5	
Delinquency	6	▲	+100.0%	+3	
Juvenile Miscellaneous	3	▲	+200.0%	+2	
Other	23	▲	+21.1%	+4	
Protective Orders	18	▲	+100.0%	+9	
Support	23	▼	-4.2%	-1	
Traffic	2	▼	-33.3%	-1	
GRAND TOTAL		188	▲	9.9%	+17

* Compared to same time period as previous year
 2/15/2024 10:10:54AM

** Case Type Categories are defined in the 2017 Virginia Judicial Workload Assessment
 Source: SCV-SQL-Information

2024 Overall GRAND TOTAL		Distribution of Caseload		Change*		Percentage (%) of Caseload			
447 +47 11.8% 		Adult	163	36%	-2.4% ▼	-4	Adult	41.8%	36.5%
		Juvenile	284	64%	21.9% ▲	+51	Juvenile	58.3%	63.5%
		GRAND TOTAL	447	100%	11.8% ▲	+47	GRAND TOTAL	100%	100%

Filings by Division & Code

Division	Case Type Description	Code	Summary	Change	% Change	Absolute Change
Adult	Civil Support	VS	41	▲	+28.1%	+9
	Misdemeanor	CM	36	▼	-20.0%	-9
	Felony	CF	27	▲	+92.9%	+13
	Other	OT	22	▼	-29.0%	-9
	Show Cause	SC	18	▼	-5.3%	-1
	Family Abuse - Protective Order	FP	11	▼	-35.3%	-6
	Capias	CA	8	▼	-	-
	Non-Family Abuse Protective Order	AP	0	▼	-100.0%	-1
	Total		163	▼	-2.4%	-4
Juvenile	Custody Visitation	CV	76	▲	+20.6%	+13
	Felony	DF	60	▲	+650.0%	+52
	Misdemeanor	DM	43	▲	+34.4%	+11
	Civil Violation	CI	24	▲	+118.2%	+13
	Abuse and Neglect	AN	11	▲	+10.0%	+1
	Show Cause	SC	11	▼	-38.9%	-7
	Status	ST	11	▼	-76.6%	-36
	Truancy	TR	10	▲	+900.0%	+9
	Paternity	PT	9	▲	+800.0%	+8
	Traffic	T	7	▼	-22.2%	-2
	Child In Need of Services	CS	5	▼	-61.5%	-8
	Permanency Planning	PH	5	▲	+150.0%	+3
	Initial Foster Care	IF	4	▲	-	+4
	Non-Family Abuse Protective Order	AP	4	▼	-20.0%	-1
	Emergency Custody Order	EC	2	▲	+100.0%	+1
	Entrustment	ET	1	▲	-	+1
	Temporary Detention Order	TD	1	▼	-50.0%	-1
	Capias	CA	0	▼	-100.0%	-6
	Foster Care Review	FC	0	▼	-100.0%	-3
	Terminate Parental Rights	TP	0	▼	-100.0%	-1
	Total		284	▲	21.9%	+51
	GRAND TOTAL		447	▲	11.8%	+47

Filings by Major Case Category**

Category	Summary	Change	% Change	Absolute Change
Adult Criminal	87	▲	+14.5%	+11
Child Dependency	21	▲	+31.3%	+5
Child in Need of Services/Supervision	15	▲	-16.7%	-3
Custody and Visitation	85	▲	+32.8%	+21
Delinquency	114	▲	+90.0%	+54
Juvenile Miscellaneous	11	▼	-76.6%	-36
New to Workload Study	24	▲	+118.2%	+13
Other	25	▼	-26.5%	-9
Protective Orders	15	▼	-34.8%	-8
Support	43	▼	+2.4%	+1
Traffic	7	▼	-22.2%	-2
GRAND TOTAL	447	▲	11.8%	+47

* Compared to same time period as previous year
 2/15/2024 10:10:54AM

** Case Type Categories are defined in the 2017 Virginia Judicial Workload Assessment
 Source: SCV-SQL-Information

2024 Overall GRAND TOTAL		Distribution of Caseload		Change*		Percentage (%) of Caseload		
13	+1 8.3%	Adult	6 46%	-14.3% ▼	-1	Adult	58.3%	46.2%
2024		Juvenile	7 54%	40.0% ▲	+2	Juvenile	41.7%	53.8%
2023		GRAND TOTAL	13 100%	8.3% ▲	+1	GRAND TOTAL	100%	100%

Filings by Division & Code


Division	Case Type Description	Code	Summary	Change	% Change	Absolute Change
Adult	Other	OT	3	▲	+200.0%	+2
	Misdemeanor	CM	2	▲	+100.0%	+1
	Family Abuse - Protective Order	FP	1	▲	-	+1
	Civil Support	VS	0	▼	-100.0%	-4
	Show Cause	SC	0	▼	-100.0%	-1
	Total			6	▼	-14.3%
Juvenile	Misdemeanor	DM	3	▲	+200.0%	+2
	Child In Need of Services	CS	1	▲	-	+1
	Felony	DF	1	▲	-	+1
	Status	ST	1	▼	-50.0%	-1
	Traffic	T	1	▲	-	+1
	Custody Visitation	CV	0	▼	-100.0%	-1
	Permanency Planning	PH	0	▼	-100.0%	-1
Total			7	▲	40.0%	+2
GRAND TOTAL			13	▲	8.3%	+1

Filings by Major Case Category**

Category	Summary	Change	% Change	Absolute Change
Adult Criminal	2	↔		0
Child Dependency	0	▼	-100.0%	-1
Child in Need of Services/Supervision	1	▲	-	+1
Custody and Visitation	0	▼	-100.0%	-1
Delinquency	4	▲	+300.0%	+3
Juvenile Miscellaneous	1	▼	-50.0%	-1
Other	3	▲	+200.0%	+2
Protective Orders	1	▲	-	+1
Support	0	▼	-100.0%	-4
Traffic	1	▲	-	+1
GRAND TOTAL	13	▲	8.3%	+1

* Compared to same time period as previous year
 2/15/2024 10:10:54AM

** Case Type Categories are defined in the 2017 Virginia Judicial Workload Assessment
 Source: SCV-SQL-Information

2024 Overall GRAND TOTAL		Distribution of Caseload		Change*		Percentage (%) of Caseload		
389	+11 2.9%	Adult	176 45%	-9.3% ▼	-18	Adult	2023 51.3%	2024 45.2%
2024 		Juvenile	213 55%	15.8% ▲	+29	Juvenile	48.7%	54.8%
		GRAND TOTAL	389 100%	2.9% ▲	+11	GRAND TOTAL	100%	100%

Filings by Division & Code

Division	Case Type Description	Code	Summary	Change	% Change	Absolute Change
Adult	Misdemeanor	CM	59	↔		-
	Other	OT	36	▼	-26.5%	-13
	Civil Support	VS	34	▲	+61.9%	+13
	Capias	CA	13	▲	+30.0%	+3
	Felony	CF	12	▼	-53.8%	-14
	Show Cause	SC	11	▼	-21.4%	-3
	Family Abuse - Protective Order	FP	8	▼	-27.3%	-3
	Protective Order	PC	2	▼	-33.3%	-1
	Motion - Protective Order	MP	1	▲	-	+1
	Non-Family Abuse Protective Order	AP	0	▼	-100.0%	-1
	Total		176	▼	-9.3%	-18
Juvenile	Custody Visitation	CV	93	▲	+2.2%	+2
	Misdemeanor	DM	33	▲	+120.0%	+18
	Status	ST	25	▲	+212.5%	+17
	Felony	DF	16	▼	-46.7%	-14
	Special Immigrant Juvenile Status	SI	9	▲	-	+9
	Foster Care Review	FC	7	▲	+133.3%	+4
	Traffic	T	6	↔		-
	Motion - Protective Order	MP	5	▲	-	+5
	Abuse and Neglect	AN	4	▲	+100.0%	+2
	Initial Foster Care	IF	4	▲	+300.0%	+3
	Paternity	PT	3	▲	-	+3
	Permanency Planning	PH	3	▼	-70.0%	-7
	Civil Violation	CI	2	▲	+100.0%	+1
	Relief of Custody	CR	1	▲	-	+1
	Temporary Detention Order	TD	1	▲	-	+1
	Terminate Parental Rights	TP	1	▼	-85.7%	-6
	Entrustment	ET	0	▼	-100.0%	-1
	Other	OT	0	▼	-100.0%	-4
	Qualified Residential Treatment	QR	0	▼	-100.0%	-1
	Show Cause	SC	0	▼	-100.0%	-1
Truancy	TR	0	▼	-100.0%	-3	
	Total		213	▲	15.8%	+29
GRAND TOTAL			389	▲	2.9%	+11

Filings by Major Case Category**

Category	Summary	Change	% Change	Absolute Change
Adult Criminal	91	▼	-15.0%	-16
Child Dependency	20	▲	-20.0%	-5
Child in Need of Services/Supervision	0	▼	-100.0%	-3
Custody and Visitation	96	▲	+5.5%	+5
Delinquency	49	▼	+6.5%	+3
Juvenile Miscellaneous	25	▲	+212.5%	+17
New to Workload Study	11	▲	+1,000.0%	+10
Other	37	▲	-30.2%	-16
Protective Orders	14	▲	+16.7%	+2
Support	40	▲	+53.8%	+14

* Compared to same time period as previous year
 2/15/2024 10:10:54AM

** Case Type Categories are defined in the 2017 Virginia Judicial Workload Assessment
 Source: SCV-SQL-Information

Traffic		6	↔		0
	GRAND TOTAL	389	▲	2.9%	+11

2024 Overall GRAND TOTAL		Distribution of Caseload			Change*		Percentage (%) of Caseload			
1,977	-620 -23.9%	Adult	987	50%	-18.6%	▼	-226	Adult	46.7%	49.9%
2024		Juvenile	990	50%	-28.5%	▼	-394	Juvenile	53.3%	50.1%
2023		GRAND TOTAL	1,977	100%	-23.9%	▼	-620	GRAND TOTAL	100%	100%

Filings by Division & Code

Division	Case Type Description	Code	Summary	Change	% Change	Absolute Change	
Adult	Misdemeanor	CM	286	▼	-1.4%	-4	
	Other	OT	209	▼	-38.0%	-128	
	Civil Support	VS	145	▼	-37.8%	-88	
	Felony	CF	118	▲	+68.6%	+48	
	Show Cause	SC	95	▼	-12.0%	-13	
	Family Abuse - Protective Order	FP	84	▼	-16.0%	-16	
	Capias	CA	39	▼	-39.1%	-25	
	Remand Support	RS	7	▲	+250.0%	+5	
	Non-Family Abuse Protective Order	AP	3	↔		-	
	Protective Order	PC	1	▼	-66.7%	-2	
	Bond Forfeiture	BF	0	▼	-100.0%	-2	
	Violation Family Abuse Protective Order	PS	0	▼	-100.0%	-1	
		Total		987	▼	-18.6%	-226
Juvenile	Custody Visitation	CV	346	▼	-44.7%	-280	
	Status	ST	163	▼	-32.4%	-78	
	Misdemeanor	DM	138	▼	-28.1%	-54	
	Felony	DF	75	▼	-7.4%	-6	
	Traffic	T	53	▼	-43.0%	-40	
	Special Immigrant Juvenile Status	SI	49	▲	+308.3%	+37	
	Abuse and Neglect	AN	21	▲	+133.3%	+12	
	Permanency Planning	PH	18	▲	+125.0%	+10	
	Show Cause	SC	18	▲	+125.0%	+10	
	Civil Violation	CI	13	▲	+225.0%	+9	
	Capias	CA	12	▲	+71.4%	+5	
	Terminate Parental Rights	TP	12	▲	+200.0%	+8	
	Paternity	PT	11	▼	-66.7%	-22	
	Foster Care Review	FC	10	▼	-16.7%	-2	
	Remand Custody	RC	9	▲	+200.0%	+6	
	Remand Visitation	RV	9	▲	+200.0%	+6	
	Temporary Detention Order	TD	9	▼	-47.1%	-8	
	Non-Family Abuse Protective Order	AP	7	▲	+16.7%	+1	
	Initial Foster Care	IF	4	▼	-60.0%	-6	
	Motion - Protective Order	MP	4	▲	-	+4	
	Truancy	TR	4	▼	-42.9%	-3	
	Child In Need of Services	CS	1	▲	-	+1	
	Entrustment	ET	1	▲	-	+1	
	Family Abuse - Protective Order	FP	1	↔		-	
	Other	OT	1	▲	-	+1	
	Voluntary Continuing Services and Support Agreem	VA	1	▼	-50.0%	-1	
	Emancipation	EP	0	▼	-100.0%	-1	
	Emergency Custody Order	EC	0	▼	-100.0%	-3	
	Qualified Residential Treatment	QR	0	▼	-100.0%	-1	
		Total		990	▼	-28.5%	-394
	GRAND TOTAL			1,977	▼	-23.9%	-620

Filings by Major Case Category**

Category	Summary	Change	% Change	Absolute Change
Adult Criminal	486	▼	+0.6%	+3
Child Dependency	67	▲	+45.7%	+21

* Compared to same time period as previous year
 2/15/2024 10:10:54AM

** Case Type Categories are defined in the 2017 Virginia Judicial Workload Assessment
 Source: SCV-SQL-Information

CPSS - JCMS CASELOAD STATISTICS OF THE JUVENILE & DOMESTIC RELATIONS DISTRICT COURTS
 January 2024 thru January 2024 Filings (Compared to January 2023 thru January 2023)

Child in Need of Services/Supervision	5	▲	-28.6%	-2
Custody and Visitation	359	▲	-45.5%	-300
Delinquency	241	▲	-16.3%	-47
Juvenile Miscellaneous	163	▼	-32.6%	-79
New to Workload Study	62	▲	+287.5%	+46
Other	244	▲	-33.2%	-121
Protective Orders	99	▲	-10.0%	-11
Support	198	▼	-31.3%	-90
Traffic	53	▼	-43.0%	-40
GRAND TOTAL	1,977	▼	-23.9%	-620

2024 Overall GRAND TOTAL		Distribution of Caseload		Change*		Percentage (%) of Caseload			
243	+18 8.0%	Adult	99	41%	-6.6% ▼	-7	Adult	47.1%	40.7%
2024		Juvenile	144	59%	21.0% ▲	+25	Juvenile	52.9%	59.3%
		GRAND TOTAL	243	100%	8.0% ▲	+18	GRAND TOTAL	100%	100%

Filings by Division & Code

Division	Case Type Description	Code	Summary	Change	% Change	Absolute Change
Adult	Misdemeanor	CM	26	▲	+62.5%	+10
	Show Cause	SC	22	▲	-8.3%	-2
	Civil Support	VS	16	▼	-40.7%	-11
	Capias	CA	14	▲	+600.0%	+12
	Family Abuse - Protective Order	FP	6	▼	-33.3%	-3
	Felony	CF	6	▼	-33.3%	-3
	Other	OT	6	▼	-40.0%	-4
	Motion - Protective Order	MP	2	▼	-75.0%	-6
	Remand Support	RS	1	▲	-	+1
	Non-Family Abuse Protective Order	AP	0	▼	-100.0%	-1
	Total		99	▼	-6.6%	-7
Juvenile	Custody Visitation	CV	72	▼	-5.3%	-4
	Traffic	T	26	▲	+85.7%	+12
	Misdemeanor	DM	20	▲	+42.9%	+6
	Child at Risk	RI	4	▲	-	+4
	Initial Foster Care	IF	4	▲	+33.3%	+1
	Abuse and Neglect	AN	3	▲	+50.0%	+1
	Child In Need of Services	CS	2	▲	+100.0%	+1
	Civil Violation	CI	2	▲	-	+2
	Foster Care Review	FC	2	▼	-50.0%	-2
	Non-Family Abuse Protective Order	AP	2	▲	-	+2
	Remand Custody	RC	2	▲	-	+2
	Terminate Parental Rights	TP	2	▲	-	+2
	Entrustment	ET	1	▲	-	+1
	Permanency Planning	PH	1	▲	-	+1
	Remand Visitation	RV	1	▲	-	+1
	Emancipation	EP	0	▼	-100.0%	-1
	Felony	DF	0	▼	-100.0%	-2
	Status	ST	0	▼	-100.0%	-1
	Truancy	TR	0	▼	-100.0%	-1
	Total		144	▲	21.0%	+25
	GRAND TOTAL		243	▲	8.0%	+18

Filings by Major Case Category**

Category	Summary	Change	% Change	Absolute Change		
Adult Criminal	62	▲	+37.8%	+17		
Child Dependency	17	▲	+88.9%	+8		
Child in Need of Services/Supervision	2	↔	-	0		
Custody and Visitation	72	▼	-5.3%	-4		
Delinquency	20	▼	+25.0%	+4		
Juvenile Miscellaneous	0	▼	-100.0%	-2		
New to Workload Study	2	▲	-	+2		
Other	10	▲	-	0		
Protective Orders	10	▲	-44.4%	-8		
Support	22	▼	-33.3%	-11		
Traffic	26	▲	+85.7%	+12		
	GRAND TOTAL		243	▲	8.0%	+18

* Compared to same time period as previous year
 2/15/2024 10:10:54AM

** Case Type Categories are defined in the 2017 Virginia Judicial Workload Assessment
 Source: SCV-SQL-Information

2024 Overall GRAND TOTAL		Distribution of Caseload			Change*		Percentage (%) of Caseload		
548 -138 -20.1% 		Adult	276	50%	-18.3% ▼	-62	Adult	49.3%	50.4%
		Juvenile	272	50%	-21.8% ▼	-76	Juvenile	50.7%	49.6%
		GRAND TOTAL	548	100%	-20.1% ▼	-138	GRAND TOTAL	100%	100%

Filings by Division & Code

Division	Case Type Description	Code	Summary	Change	% Change	Absolute Change
Adult	Misdemeanor	CM	70	▼	-35.2%	-38
	Other	OT	44	▼	-10.2%	-5
	Show Cause	SC	40	▼	-2.4%	-1
	Civil Support	VS	36	▼	-42.9%	-27
	Family Abuse - Protective Order	FP	29	▼	-3.3%	-1
	Felony	CF	26	▲	+8.3%	+2
	Capias	CA	19	▲	+90.0%	+9
	Motion - Protective Order	MP	8	▲	+166.7%	+5
	Remand Support	RS	2	▼	-71.4%	-5
	Violation of Protective Order	PV	2	▲	+100.0%	+1
	Non-Family Abuse Protective Order	AP	0	▼	-100.0%	-1
	Restricted License for Non-Support	SL	0	▼	-100.0%	-1
		Total		276	▼	-18.3%
Juvenile	Custody Visitation	CV	128	▼	-19.5%	-31
	Misdemeanor	DM	45	▼	-6.3%	-3
	Traffic	T	38	▼	-41.5%	-27
	Terminate Parental Rights	TP	12	▲	+500.0%	+10
	Felony	DF	10	▼	-66.7%	-20
	Temporary Detention Order	TD	6	▲	+50.0%	+2
	Emergency Custody Order	EC	4	↔		-
	Mental Commitment	MC	4	▲	+300.0%	+3
	Status	ST	4	▲	+33.3%	+1
	Child In Need of Services	CS	3	▲	+200.0%	+2
	Foster Care Review	FC	3	▼	-25.0%	-1
	Permanency Planning	PH	3	▲	+200.0%	+2
	Remand Custody	RC	3	▼	-40.0%	-2
	Remand Visitation	RV	3	▼	-40.0%	-2
	Paternity	PT	2	▲	+100.0%	+1
	Abuse and Neglect	AN	1	▼	-66.7%	-2
	Capias	CA	1	▲	-	+1
	Civil Violation	CI	1	▲	-	+1
	Initial Foster Care	IF	1	▲	-	+1
	Motion - Protective Order	MP	0	▼	-100.0%	-2
	Non-Family Abuse Protective Order	AP	0	▼	-100.0%	-3
	Qualified Residential Treatment	QR	0	▼	-100.0%	-1
	Show Cause	SC	0	▼	-100.0%	-6
	Total		272	▼	-21.8%	-76
	GRAND TOTAL		548	▼	-20.1%	-138

Filings by Major Case Category**

Category	Summary	Change	% Change	Absolute Change
Adult Criminal	150	▲	-13.8%	-24
Child Dependency	20	▲	+81.8%	+9
Child in Need of Services/Supervision	3	▲	+200.0%	+2
Custody and Visitation	130	▲	-18.8%	-30
Delinquency	56	▲	-33.3%	-28
Juvenile Miscellaneous	4	▲	+33.3%	+1
New to Workload Study	1	▲	-	+1

CPSS - JCMS CASELOAD STATISTICS OF THE JUVENILE & DOMESTIC RELATIONS DISTRICT COURTS
 January 2024 thru January 2024 Filings (Compared to January 2023 thru January 2023)

Loudoun

District: 20 FIPS: 107

Other	66	▲	-12.0%	-9
Protective Orders	37	▼	-5.1%	-2
Support	43	▼	-41.9%	-31
Traffic	38	▼	-41.5%	-27
GRAND TOTAL	548	▼	-20.1%	-138

2024 Overall GRAND TOTAL		Distribution of Caseload		Change*		Percentage (%) of Caseload			
19	+1 5.6%	Adult	10	53%	-16.7% ▼	-2	Adult	66.7%	52.6%
2024	↑	Juvenile	9	47%	50.0% ▲	+3	Juvenile	33.3%	47.4%
2023		GRAND TOTAL	19	100%	5.6% ▲	+1	GRAND TOTAL	100%	100%

Filings by Division & Code

Division	Case Type Description	Code	Summary	Change	% Change	Absolute Change
Adult	Show Cause	SC	3	▲	+50.0%	+1
	Misdemeanor	CM	2	▲	+100.0%	+1
	Other	OT	2	▼	-50.0%	-2
	Civil Support	VS	1	▼	-66.7%	-2
	Motion - Protective Order	MP	1	▲	-	+1
	Remand Support	RS	1	▲	-	+1
	Felony	CF	0	▼	-100.0%	-1
	Violation of Protective Order	PV	0	▼	-100.0%	-1
	Total		10	▼	-16.7%	-2
Juvenile	Custody Visitation	CV	4	▼	-20.0%	-1
	Traffic	T	3	▲	-	+3
	Remand Custody	RC	1	▲	-	+1
	Remand Visitation	RV	1	▲	-	+1
	Misdemeanor	DM	0	▼	-100.0%	-1
	Total		9	▲	50.0%	+3
GRAND TOTAL			19	▲	5.6%	+1

Filings by Major Case Category**

Category	Summary	Change	% Change	Absolute Change	
Adult Criminal	3	▼	-25.0%	-1	
Custody and Visitation	4	▼	-20.0%	-1	
Delinquency	0	▼	-100.0%	-1	
Other	5	▲	+25.0%	+1	
Protective Orders	1	▲	-	+1	
Support	3	▲	-25.0%	-1	
Traffic	3	▲	-	+3	
GRAND TOTAL		19	▲	5.6%	+1

* Compared to same time period as previous year
 2/15/2024 10:10:54AM

** Case Type Categories are defined in the 2017 Virginia Judicial Workload Assessment
 Source: SCV-SQL-Information

2024 Overall GRAND TOTAL		Distribution of Caseload		Change*		Percentage (%) of Caseload		
319 +1 0.3% 	Adult	182	57%	1.1% ▲	+2	Adult	2023	2024
	Juvenile	137	43%	-0.7% ▼	-1	Juvenile	56.6%	57.1%
GRAND TOTAL		319	100%	0.3% ▲	+1	GRAND TOTAL	100%	100%

Filings by Division & Code

Division	Case Type Description	Code	Summary	Change	% Change	Absolute Change	
Adult	Civil Support	VS	51	▲	+59.4%	+19	
	Misdemeanor	CM	35	▼	-7.9%	-3	
	Show Cause	SC	30	▲	+30.4%	+7	
	Other	OT	27	▼	-20.6%	-7	
	Family Abuse - Protective Order	FP	13	▼	-38.1%	-8	
	Felony	CF	13	▲	+8.3%	+1	
	Capias	CA	8	▼	-52.9%	-9	
	Motion - Protective Order	MP	3	▲	+200.0%	+2	
	Protective Order	PC	1	▼	-50.0%	-1	
	Restricted License for Non-Support	SL	1	▲	-	+1	
Total			182	▲	1.1%	+2	
Juvenile	Custody Visitation	CV	80	▼	-8.0%	-7	
	Permanency Planning	PH	10	▲	+100.0%	+5	
	Abuse and Neglect	AN	9	▲	+50.0%	+3	
	Misdemeanor	DM	8	▼	-33.3%	-4	
	Foster Care Review	FC	5	▲	+25.0%	+1	
	Status	ST	5	▼	-16.7%	-1	
	Traffic	T	5	↔	-	-	
	Paternity	PT	4	▼	-20.0%	-1	
	Temporary Detention Order	TD	4	▲	+300.0%	+3	
	Initial Foster Care	IF	3	▲	-	+3	
	Felony	DF	2	▼	-50.0%	-2	
	Capias	CA	1	▲	-	+1	
	Emancipation	EP	1	▲	-	+1	
	Child In Need of Services	CS	0	▼	-100.0%	-1	
	Emergency Custody Order	EC	0	▼	-100.0%	-1	
	Terminate Parental Rights	TP	0	▼	-100.0%	-1	
	Total			137	▼	-0.7%	-1
	GRAND TOTAL			319	▲	0.3%	+1

Filings by Major Case Category**

Category	Summary	Change	% Change	Absolute Change	
Adult Criminal	79	▼	-8.1%	-7	
Child Dependency	27	▲	+68.8%	+11	
Child in Need of Services/Supervision	0	▼	-100.0%	-1	
Custody and Visitation	84	▼	-8.7%	-8	
Delinquency	11	▲	-31.3%	-5	
Juvenile Miscellaneous	6	▲	-	0	
Other	31	▲	-13.9%	-5	
Protective Orders	16	▲	-27.3%	-6	
Support	60	▲	+57.9%	+22	
Traffic	5	↔	-	0	
GRAND TOTAL		319	▲	0.3%	+1

* Compared to same time period as previous year
 2/15/2024 10:10:54AM

** Case Type Categories are defined in the 2017 Virginia Judicial Workload Assessment
 Source: SCV-SQL-Information

2024 Overall GRAND TOTAL		Distribution of Caseload			Change*		Percentage (%) of Caseload		
159 +4 2.6% 	Adult	65	41%	-27.0% ▼	-24	Adult	2023	2024	
	Juvenile	94	59%	42.4% ▲	+28	Juvenile	57.4%	40.9%	
	GRAND TOTAL	159	100%	2.6% ▲	+4	GRAND TOTAL	100%	100%	

Filings by Division & Code

Division	Case Type Description	Code	Summary	Change	% Change	Absolute Change
Adult	Civil Support	VS	24	↔		-
	Show Cause	SC	18	▲	+5.9%	+1
	Misdemeanor	CM	8	▼	-61.9%	-13
	Other	OT	5	▼	-37.5%	-3
	Felony	CF	4	▼	-33.3%	-2
	Capias	CA	2	↔		-
	Family Abuse - Protective Order	FP	2	▼	-80.0%	-8
	Violation of Protective Order	PV	2	▲	-	+2
	Motion - Protective Order	MP	0	▼	-100.0%	-1
	Total			65	▼	-27.0%
Juvenile	Custody Visitation	CV	54	▲	+17.4%	+8
	Misdemeanor	DM	18	▲	+100.0%	+9
	Felony	DF	10	▲	+150.0%	+6
	Paternity	PT	2	▲	+100.0%	+1
	Permanency Planning	PH	2	▲	-	+2
	Traffic	T	2	▼	-33.3%	-1
	Child at Risk	RI	1	▲	-	+1
	Emergency Custody Order	EC	1	↔		-
	Relief of Custody	CR	1	▲	-	+1
	Remand Custody	RC	1	▲	-	+1
	Remand Visitation	RV	1	▲	-	+1
	Status	ST	1	▲	-	+1
	Truancy	TR	0	▼	-100.0%	-2
	Total			94	▲	42.4%
GRAND TOTAL			159	▲	2.6%	+4

Filings by Major Case Category**

Category	Summary	Change	% Change	Absolute Change	
Adult Criminal	21	▲	-47.5%	-19	
Child Dependency	4	▲	-	+4	
Child in Need of Services/Supervision	0	▼	-100.0%	-2	
Custody and Visitation	56	▲	+19.1%	+9	
Delinquency	28	▲	+115.4%	+15	
Juvenile Miscellaneous	1	▲	-	+1	
Other	8	▲	-11.1%	-1	
Protective Orders	2	▼	-81.8%	-9	
Support	37	▲	+23.3%	+7	
Traffic	2	▼	-33.3%	-1	
GRAND TOTAL		159	▲	2.6%	+4

* Compared to same time period as previous year
 2/15/2024 10:10:54AM

** Case Type Categories are defined in the 2017 Virginia Judicial Workload Assessment
 Source: SCV-SQL-Information

2024 Overall GRAND TOTAL		Distribution of Caseload		Change*		Percentage (%) of Caseload		
151 +49 48.0% 	Adult	51	34%	-17.7%	▼	-11	2023	2024
	Juvenile	100	66%	150.0%	▲	+60	60.8%	33.8%
GRAND TOTAL		151	100%	48.0%	▲	+49	100%	100%

Filings by Division & Code

Division	Case Type Description	Code	Summary	Change	% Change	Absolute Change
Adult	Felony	CF	15	▼	-6.3%	-1
	Civil Support	VS	11	▼	-8.3%	-1
	Misdemeanor	CM	10	▼	-37.5%	-6
	Motion - Protective Order	MP	4	▲	+100.0%	+2
	Show Cause	SC	4	▼	-50.0%	-4
	Family Abuse - Protective Order	FP	3	▲	+50.0%	+1
	Other	OT	3	▼	-25.0%	-1
	Capias	CA	1	▼	-50.0%	-1
Total			51	▼	-17.7%	-11
Juvenile	Custody Visitation	CV	59	▲	+156.5%	+36
	Terminate Parental Rights	TP	12	▲	-	+12
	Foster Care Review	FC	10	▲	+233.3%	+7
	Abuse and Neglect	AN	5	▲	+66.7%	+2
	Permanency Planning	PH	5	▲	-	+5
	Misdemeanor	DM	3	▲	-	+3
	Motion - Protective Order	MP	2	▲	-	+2
	Capias	CA	1	▲	-	+1
	Felony	DF	1	▼	-80.0%	-4
	Initial Foster Care	IF	1	↔	-	-
	Paternity	PT	1	▲	-	+1
	Emergency Custody Order	EC	0	▼	-100.0%	-1
	Remand Custody	RC	0	▼	-100.0%	-1
	Remand Visitation	RV	0	▼	-100.0%	-1
	Traffic	T	0	▼	-100.0%	-2
Total			100	▲	150.0%	+60
GRAND TOTAL			151	▲	48.0%	+49

Filings by Major Case Category**

Category	Summary	Change	% Change	Absolute Change	
Adult Criminal	30	▼	-25.0%	-10	
Child Dependency	33	▲	+371.4%	+26	
Custody and Visitation	60	▲	+160.9%	+37	
Delinquency	5	▲	-	0	
Other	3	▼	-57.1%	-4	
Protective Orders	9	▲	+125.0%	+5	
Support	11	▼	-21.4%	-3	
Traffic	0	▼	-100.0%	-2	
GRAND TOTAL		151	▲	48.0%	+49

* Compared to same time period as previous year
 2/15/2024 10:10:54AM

** Case Type Categories are defined in the 2017 Virginia Judicial Workload Assessment
 Source: SCV-SQL-Information

2024 Overall GRAND TOTAL		Distribution of Caseload		Change*		Percentage (%) of Caseload			
305	-7 -2.2%	Adult	206	68%	-9.3% ▼	-21	Adult	72.8%	67.5%
2024		Juvenile	99	32%	16.5% ▲	+14	Juvenile	27.2%	32.5%
2023		GRAND TOTAL	305	100%	-2.2% ▼	-7	GRAND TOTAL	100%	100%

Filings by Division & Code

Division	Case Type Description	Code	Summary	Change	% Change	Absolute Change
Adult	Misdemeanor	CM	59	▼	-29.8%	-25
	Other	OT	46	▼	-6.1%	-3
	Show Cause	SC	35	▲	+9.4%	+3
	Capias	CA	27	↔		-
	Civil Support	VS	27	▲	+92.9%	+13
	Family Abuse - Protective Order	FP	5	▼	-50.0%	-5
	Felony	CF	4	▼	-63.6%	-7
	Non-Family Abuse Protective Order	AP	3	▲	-	+3
	Total			206	▼	-9.3%
Juvenile	Custody Visitation	CV	42	↔		-
	Misdemeanor	DM	27	▲	+107.7%	+14
	Felony	DF	6	↔		-
	Status	ST	6	▲	+100.0%	+3
	Truancy	TR	6	↔		-
	Traffic	T	3	▼	-25.0%	-1
	Initial Foster Care	IF	2	▲	-	+2
	Temporary Detention Order	TD	2	▲	-	+2
	Child In Need of Services	CS	1	↔		-
	Emancipation	EP	1	▲	-	+1
	Entrustment	ET	1	▲	-	+1
	Paternity	PT	1	▼	-75.0%	-3
	Permanency Planning	PH	1	▲	-	+1
	Foster Care Review	FC	0	▼	-100.0%	-4
	Mental Commitment	MC	0	▼	-100.0%	-2
	Total			99	▲	16.5%
GRAND TOTAL			305	▼	-2.2%	-7

Filings by Major Case Category**

Category	Summary	Change	% Change	Absolute Change	
Adult Criminal	121	▼	-20.9%	-32	
Child Dependency	4	▲		0	
Child in Need of Services/Supervision	7	↔		0	
Custody and Visitation	43	▼	-6.5%	-3	
Delinquency	33	▲	+73.7%	+14	
Juvenile Miscellaneous	7	▲	+133.3%	+4	
Other	48	▲	-5.9%	-3	
Protective Orders	8	▲	-20.0%	-2	
Support	31	▲	+106.7%	+16	
Traffic	3	▼	-25.0%	-1	
GRAND TOTAL		305	▼	-2.2%	-7

* Compared to same time period as previous year
 2/15/2024 10:10:54AM

** Case Type Categories are defined in the 2017 Virginia Judicial Workload Assessment
 Source: SCV-SQL-Information

2024 Overall GRAND TOTAL		Distribution of Caseload		Change*		Percentage (%) of Caseload		
259	-76 -22.7%	Adult	93 36%	-42.6% ▼	-69	Adult	48.4%	35.9%
2024		Juvenile	166 64%	-4.0% ▼	-7	Juvenile	51.6%	64.1%
2023		GRAND TOTAL	259 100%	-22.7% ▼	-76	GRAND TOTAL	100%	100%

Filings by Division & Code

Division	Case Type Description	Code	Summary	Change	% Change	Absolute Change
Adult	Civil Support	VS	21	▲	+10.5%	+2
	Other	OT	20	▼	-69.7%	-46
	Misdemeanor	CM	19	▼	-36.7%	-11
	Show Cause	SC	16	▲	+33.3%	+4
	Family Abuse - Protective Order	FP	11	▲	+22.2%	+2
	Felony	CF	3	▼	-70.0%	-7
	Capias	CA	1	▼	-88.9%	-8
	Motion - Protective Order	MP	1	▼	-66.7%	-2
	Violation of Protective Order	PV	1	▲	-	+1
	Non-Family Abuse Protective Order	AP	0	▼	-100.0%	-4
	Total		93	▼	-42.6%	-69
Juvenile	Custody Visitation	CV	76	▼	-20.8%	-20
	Misdemeanor	DM	26	▲	+13.0%	+3
	Abuse and Neglect	AN	16	▲	+77.8%	+7
	Felony	DF	9	▼	-18.2%	-2
	Remand Custody	RC	8	▲	+700.0%	+7
	Remand Visitation	RV	8	▲	+700.0%	+7
	Foster Care Review	FC	5	▲	+66.7%	+2
	Permanency Planning	PH	4	▲	+33.3%	+1
	Child In Need of Services	CS	3	↔	-	-
	Motion - Protective Order	MP	3	▼	-25.0%	-1
	Status	ST	3	▲	+50.0%	+1
	Traffic	T	2	▼	-66.7%	-4
	Initial Foster Care	IF	1	↔	-	-
	Paternity	PT	1	▼	-50.0%	-1
	Truancy	TR	1	▼	-66.7%	-2
	Qualified Residential Treatment	QR	0	▼	-100.0%	-2
	Terminate Parental Rights	TP	0	▼	-100.0%	-1
	Voluntary Continuing Services and Support Agreem	VA	0	▼	-100.0%	-2
	Total		166	▼	-4.0%	-7
GRAND TOTAL			259	▼	-22.7%	-76

Filings by Major Case Category**

Category	Summary	Change	% Change	Absolute Change		
Adult Criminal	36	▲	-39.0%	-23		
Child Dependency	26	▼	+23.8%	+5		
Child in Need of Services/Supervision	4	▼	-33.3%	-2		
Custody and Visitation	77	▼	-21.4%	-21		
Delinquency	35	▼	+2.9%	+1		
Juvenile Miscellaneous	3	▲	+50.0%	+1		
Other	36	▲	-47.1%	-32		
Protective Orders	15	▼	-25.0%	-5		
Support	25	▲	+19.0%	+4		
Traffic	2	▼	-66.7%	-4		
GRAND TOTAL			259	▼	-22.7%	-76

* Compared to same time period as previous year
 2/15/2024 10:10:54AM

** Case Type Categories are defined in the 2017 Virginia Judicial Workload Assessment
 Source: SCV-SQL-Information

2024 Overall GRAND TOTAL		Distribution of Caseload		Change*		Percentage (%) of Caseload			
307 +4 1.3% 		Adult	163	53%	7.9% ▲	+12	Adult	49.8%	53.1%
		Juvenile	144	47%	-5.3% ▼	-8	Juvenile	50.2%	46.9%
		GRAND TOTAL	307	100%	1.3% ▲	+4	GRAND TOTAL	100%	100%

Filings by Division & Code

Division	Case Type Description	Code	Summary	Change	% Change	Absolute Change
Adult	Civil Support	VS	43	▲	+59.3%	+16
	Show Cause	SC	43	▲	+104.8%	+22
	Misdemeanor	CM	31	▼	-46.6%	-27
	Other	OT	26	▼	-3.7%	-1
	Family Abuse - Protective Order	FP	8	▼	-20.0%	-2
	Capias	CA	5	▲	+25.0%	+1
	Felony	CF	4	▲	+33.3%	+1
	Motion - Protective Order	MP	1	↔		-
	Remand Support	RS	1	▲	-	+1
	Violation Family Abuse Protective Order	PS	1	▲	-	+1
	Total		163	▲	7.9%	+12
Juvenile	Custody Visitation	CV	94	▲	+4.4%	+4
	Misdemeanor	DM	13	▲	+18.2%	+2
	Voluntary Continuing Services and Support Agreem	VA	7	▲	+600.0%	+6
	Foster Care Review	FC	6	▲	+200.0%	+4
	Permanency Planning	PH	5	▼	-61.5%	-8
	Abuse and Neglect	AN	4	▼	-63.6%	-7
	Initial Foster Care	IF	3	▲	+200.0%	+2
	Traffic	T	3	▼	-40.0%	-2
	Child In Need of Services	CS	2	▲	+100.0%	+1
	Truancy	TR	2	▲	+100.0%	+1
	Child at Risk	RI	1	▼	-50.0%	-1
	Emancipation	EP	1	▲	-	+1
	Relief of Custody	CR	1	↔		-
	Status	ST	1	▼	-66.7%	-2
	Temporary Detention Order	TD	1	↔		-
	Felony	DF	0	▼	-100.0%	-2
	Motion - Protective Order	MP	0	▼	-100.0%	-2
	Paternity	PT	0	▼	-100.0%	-4
	Qualified Residential Treatment	QR	0	▼	-100.0%	-1
		Total		144	▼	-5.3%
	GRAND TOTAL		307	▲	1.3%	+4

Filings by Major Case Category**

Category	Summary	Change	% Change	Absolute Change
Adult Criminal	83	▲	-1.2%	-1
Child Dependency	27	▲	-15.6%	-5
Child in Need of Services/Supervision	4	▲	+100.0%	+2
Custody and Visitation	94	▼		0
Delinquency	13	▼		0
Juvenile Miscellaneous	2	▲	-33.3%	-1
Other	28	▲		0
Protective Orders	9	▼	-30.8%	-4
Support	44	▲	+51.7%	+15
Traffic	3	▼	-40.0%	-2
	GRAND TOTAL	▲	1.3%	+4

* Compared to same time period as previous year
 2/15/2024 10:10:54AM

** Case Type Categories are defined in the 2017 Virginia Judicial Workload Assessment
 Source: SCV-SQL-Information

2024 Overall GRAND TOTAL		Distribution of Caseload		Change*		Percentage (%) of Caseload		
802	-122 -13.2%	Adult	362 45%	-6.5% ▼	-25	Adult	41.9%	45.1%
2024		Juvenile	440 55%	-18.1% ▼	-97	Juvenile	58.1%	54.9%
2023		GRAND TOTAL	802 100%	-13.2% ▼	-122	GRAND TOTAL	100%	100%

Filings by Division & Code

Division	Case Type Description	Code	Summary	Change	% Change	Absolute Change	
Adult	Misdemeanor	CM	98	▼	-12.5%	-14	
	Other	OT	83	▲	+62.7%	+32	
	Civil Support	VS	79	▲	+2.6%	+2	
	Show Cause	SC	34	▼	-34.6%	-18	
	Family Abuse - Protective Order	FP	31	▼	-36.7%	-18	
	Felony	CF	13	▼	-23.5%	-4	
	Capias	CA	7	▼	-36.4%	-4	
	Motion - Protective Order	MP	5	▲	-	+5	
	Violation of Protective Order	PV	5	▲	+25.0%	+1	
	Remand Support	RS	4	▲	-	+4	
	Non-Family Abuse Protective Order	AP	3	▼	-78.6%	-11	
		Total		362	▼	-6.5%	-25
Juvenile	Custody Visitation	CV	217	▼	-38.7%	-137	
	Misdemeanor	DM	25	▲	+25.0%	+5	
	Abuse and Neglect	AN	24	▼	-22.6%	-7	
	Temporary Detention Order	TD	22	▲	+214.3%	+15	
	Foster Care Review	FC	19	▼	-36.7%	-11	
	Permanency Planning	PH	19	▼	-5.0%	-1	
	Truancy	TR	19	▲	+111.1%	+10	
	Terminate Parental Rights	TP	17	▲	+240.0%	+12	
	Emergency Custody Order	EC	11	▲	-	+11	
	Traffic	T	11	▲	+266.7%	+8	
	Special Immigrant Juvenile Status	SI	10	▲	+900.0%	+9	
	Status	ST	7	▲	+250.0%	+5	
	Felony	DF	5	▼	-58.3%	-7	
	Mental Commitment	MC	5	▼	-28.6%	-2	
	Relief of Custody	CR	5	▲	+66.7%	+2	
	Remand Custody	RC	5	▲	-	+5	
	Motion - Protective Order	MP	4	▼	-33.3%	-2	
	Remand Visitation	RV	4	▲	-	+4	
	Child In Need of Services	CS	3	↔	-	-	
	Initial Foster Care	IF	3	▼	-66.7%	-6	
	Non-Family Abuse Protective Order	AP	2	↔	-	-	
	Paternity	PT	1	▼	-75.0%	-3	
	Restricted Operators License	RL	1	▲	-	+1	
	Voluntary Continuing Services and Support Agree	VA	1	▼	-50.0%	-1	
	Capias	CA	0	▼	-100.0%	-1	
	Entrustment	ET	0	▼	-100.0%	-1	
	Family Abuse - Protective Order	FP	0	▼	-100.0%	-1	
	Qualified Residential Treatment	QR	0	▼	-100.0%	-4	
		Total		440	▼	-18.1%	-97
	GRAND TOTAL			802	▼	-13.2%	-122

Filings by Major Case Category**

Category	Summary	Change	% Change	Absolute Change
Adult Criminal	150	▲	-6.8%	-11
Child Dependency	88	▼	-16.2%	-17
Child in Need of Services/Supervision	22	▲	+83.3%	+10
Custody and Visitation	218	▼	-39.1%	-140

* Compared to same time period as previous year
 2/15/2024 10:10:54AM

** Case Type Categories are defined in the 2017 Virginia Judicial Workload Assessment
 Source: SCV-SQL-Information

CPSS - JCMS CASELOAD STATISTICS OF THE JUVENILE & DOMESTIC RELATIONS DISTRICT COURTS
 January 2024 thru January 2024 Filings (Compared to January 2023 thru January 2023)

Roanoke

District: 23 FIPS: 770

Delinquency	30	▼	-9.1%	-3
Juvenile Miscellaneous	7	▲	+250.0%	+5
New to Workload Study	10	▲	+900.0%	+9
Other	134	▲	+106.2%	+69
Protective Orders	45	▲	-37.5%	-27
Support	86	▼	-23.2%	-26
Traffic	12	▲	+300.0%	+9
GRAND TOTAL	802	▼	-13.2%	-122

2024 Overall GRAND TOTAL		Distribution of Caseload		Change*		Percentage (%) of Caseload			
482 +60 14.2% 		Adult	176	37%	-8.8% ▼	-17	Adult	45.7%	36.5%
		Juvenile	306	63%	33.6% ▲	+77	Juvenile	54.3%	63.5%
		GRAND TOTAL	482	100%	14.2% ▲	+60	GRAND TOTAL	100%	100%

Filings by Division & Code

Division	Case Type Description	Code	Summary	Change	% Change	Absolute Change
Adult	Civil Support	VS	50	▲	+13.6%	+6
	Misdemeanor	CM	46	▼	-23.3%	-14
	Show Cause	SC	31	▲	+19.2%	+5
	Other	OT	25	▼	-16.7%	-5
	Family Abuse - Protective Order	FP	11	↔		-
	Felony	CF	8	↔		-
	Capias	CA	5	▲	-	+5
	Non-Family Abuse Protective Order	AP	0	▼	-100.0%	-7
	Remand Support	RS	0	▼	-100.0%	-7
	Total		176	▼	-8.8%	-17
Juvenile	Custody Visitation	CV	167	▲	+54.6%	+59
	Misdemeanor	DM	36	▲	+38.5%	+10
	Status	ST	23	▼	-8.0%	-2
	Traffic	T	21	▲	+61.5%	+8
	Abuse and Neglect	AN	14	▼	-17.6%	-3
	Felony	DF	8	▲	+166.7%	+5
	Initial Foster Care	IF	8	▲	+300.0%	+6
	Terminate Parental Rights	TP	8	▲	-	+8
	Truancy	TR	6	▲	+500.0%	+5
	Child In Need of Services	CS	3	▲	-	+3
	Civil Violation	CI	3	▲	-	+3
	Permanency Planning	PH	3	▼	-66.7%	-6
	Paternity	PT	2	▲	-	+2
	Voluntary Continuing Services and Support Agreem	VA	2	▲	-	+2
	Foster Care Review	FC	1	▼	-66.7%	-2
	Temporary Detention Order	TD	1	▲	-	+1
	Capias	CA	0	▼	-100.0%	-1
	Motion - Protective Order	MP	0	▼	-100.0%	-4
	Non-Family Abuse Protective Order	AP	0	▼	-100.0%	-1
	Remand Custody	RC	0	▼	-100.0%	-14
Remand Visitation	RV	0	▼	-100.0%	-2	
	Total		306	▲	33.6%	+77
	GRAND TOTAL		482	▲	14.2%	+60

Filings by Major Case Category**

Category	Summary	Change	% Change	Absolute Change
Adult Criminal	78	▲	-12.4%	-11
Child Dependency	36	▲	+16.1%	+5
Child in Need of Services/Supervision	9	▲	+800.0%	+8
Custody and Visitation	169	▲	+56.5%	+61
Delinquency	44	▲	+46.7%	+14
Juvenile Miscellaneous	23	▼	-8.0%	-2
New to Workload Study	3	▲	-	+3
Other	26	▲	-50.9%	-27
Protective Orders	11	▼	-52.2%	-12
Support	62	▲	+26.5%	+13
Traffic	21	▲	+61.5%	+8

* Compared to same time period as previous year
 2/15/2024 10:10:54AM

** Case Type Categories are defined in the 2017 Virginia Judicial Workload Assessment
 Source: SCV-SQL-Information

GRAND TOTAL

482

▲

14.2%

+60

2024 Overall GRAND TOTAL		Distribution of Caseload		Change*		Percentage (%) of Caseload			
154 -0.6% 	-1	Adult	52	34%	-28.8% ▼	-21	Adult	47.1%	33.8%
		Juvenile	102	66%	24.4% ▲	+20	Juvenile	52.9%	66.2%
GRAND TOTAL		GRAND TOTAL	154	100%	-0.6% ▼	-1	GRAND TOTAL	100%	100%

Filings by Division & Code

Division	Case Type Description	Code	Summary	Change	% Change	Absolute Change
Adult	Civil Support	VS	10	↔		-
	Misdemeanor	CM	10	▼	-37.5%	-6
	Felony	CF	7	▼	-58.8%	-10
	Show Cause	SC	6	▼	-53.8%	-7
	Capias	CA	5	▲	+25.0%	+1
	Other	OT	5	▼	-44.4%	-4
	Remand Support	RS	4	▲	+300.0%	+3
	Family Abuse - Protective Order	FP	3	↔		-
	Motion - Protective Order	MP	2	▲		+2
	Total		52	▼	-28.8%	-21
Juvenile	Custody Visitation	CV	31	▲	+34.8%	+8
	Traffic	T	12	▼	-14.3%	-2
	Misdemeanor	DM	9	▼	-40.0%	-6
	Status	ST	8	▲	+33.3%	+2
	Abuse and Neglect	AN	6	▲	+50.0%	+2
	Initial Foster Care	IF	6	▲	+500.0%	+5
	Foster Care Review	FC	5	▲	+66.7%	+2
	Mental Commitment	MC	5	▲	+150.0%	+3
	Remand Custody	RC	4	▲	-	+4
	Remand Visitation	RV	4	▲	-	+4
	Felony	DF	3	▲	+50.0%	+1
	Motion - Protective Order	MP	3	▼	-40.0%	-2
	Voluntary Continuing Services and Support Agreem	VA	2	▼	-33.3%	-1
	Child In Need of Services	CS	1	▲	-	+1
	Emergency Custody Order	EC	1	↔		-
	Permanency Planning	PH	1	↔		-
	Temporary Detention Order	TD	1	↔		-
Qualified Residential Treatment	QR	0	▼	-100.0%	-1	
	Total		102	▲	24.4%	+20
GRAND TOTAL			154	▼	-0.6%	-1

Filings by Major Case Category**

Category	Summary	Change	% Change	Absolute Change
Adult Criminal	27	▼	-43.8%	-21
Child Dependency	20	▲	+53.8%	+7
Child in Need of Services/Supervision	1	▲	-	+1
Custody and Visitation	31	▲	+34.8%	+8
Delinquency	12	▲	-29.4%	-5
Juvenile Miscellaneous	8	▲	+33.3%	+2
Other	24	▲	+71.4%	+10
Protective Orders	8	▲		0
Support	11	▼	-8.3%	-1
Traffic	12	▼	-14.3%	-2
GRAND TOTAL	154	▼	-0.6%	-1

* Compared to same time period as previous year
 2/15/2024 10:10:54AM

** Case Type Categories are defined in the 2017 Virginia Judicial Workload Assessment
 Source: SCV-SQL-Information

2024 Overall GRAND TOTAL		Distribution of Caseload			Change*		Percentage (%) of Caseload		
163 -45 -21.6% 	Adult	84	52%	-21.5%	▼	-23	Adult	2023	2024
	Juvenile	79	48%	-21.8%	▼	-22	Juvenile	51.4%	51.5%
	GRAND TOTAL	163	100%	-21.6%	▼	-45	GRAND TOTAL	100%	100%

Filings by Division & Code

Division	Case Type Description	Code	Summary	Change	% Change	Absolute Change
Adult	Misdemeanor	CM	18	▲	+12.5%	+2
	Other	OT	18	▲	+20.0%	+3
	Family Abuse - Protective Order	FP	13	▲	+18.2%	+2
	Show Cause	SC	13	▼	-63.9%	-23
	Civil Support	VS	11	▼	-50.0%	-11
	Felony	CF	5	▲	+66.7%	+2
	Motion - Protective Order	MP	4	▲	+100.0%	+2
	Capias	CA	1	↔		-
	Violation of Protective Order	PV	1	↔		-
		Total		84	▼	-21.5%
Juvenile	Custody Visitation	CV	51	▼	-3.8%	-2
	Misdemeanor	DM	5	▲	+150.0%	+3
	Motion - Protective Order	MP	3	▲	-	+3
	Paternity	PT	3	▼	-40.0%	-2
	Truancy	TR	3	▼	-40.0%	-2
	Child In Need of Services	CS	2	↔		-
	Initial Foster Care	IF	2	▲	-	+2
	Permanency Planning	PH	2	▲	+100.0%	+1
	Status	ST	2	▲	-66.7%	-4
	Temporary Detention Order	TD	2	▲	-	+2
	Abuse and Neglect	AN	1	▼	-50.0%	-1
	Foster Care Review	FC	1	▼	-50.0%	-1
	Special Immigrant Juvenile Status	SI	1	▲	-	+1
	Traffic	T	1	▼	-94.1%	-16
	Felony	DF	0	▼	-100.0%	-1
	Non-Family Abuse Protective Order	AP	0	▼	-100.0%	-1
	Remand Custody	RC	0	▼	-100.0%	-4
		Total		79	▼	-21.8%
GRAND TOTAL			163	▼	-21.6%	-45

Filings by Major Case Category**

Category	Summary	Change	% Change	Absolute Change
Adult Criminal	35	▲	-32.7%	-17
Child Dependency	6	▲	+20.0%	+1
Child in Need of Services/Supervision	5	▼	-28.6%	-2
Custody and Visitation	54	▼	-6.9%	-4
Delinquency	5	▲	+66.7%	+2
Juvenile Miscellaneous	2	▲	-66.7%	-4
New to Workload Study	1	▲	-	+1
Other	20	▲	+5.3%	+1
Protective Orders	20	▲	+42.9%	+6
Support	14	▼	-48.1%	-13
Traffic	1	▼	-94.1%	-16
GRAND TOTAL	163	▼	-21.6%	-45

* Compared to same time period as previous year
 2/15/2024 10:10:54AM

** Case Type Categories are defined in the 2017 Virginia Judicial Workload Assessment
 Source: SCV-SQL-Information

2024 Overall GRAND TOTAL		Distribution of Caseload		Change*		Percentage (%) of Caseload		
348 +18 5.5% 	Adult	168	48%	7.0% ▲	+11	Adult	2023	2024
	Juvenile	180	52%	4.0% ▲	+7	Juvenile	47.6%	48.3%
GRAND TOTAL		348	100%	5.5% ▲	+18	GRAND TOTAL	100%	100%

Filings by Division & Code

Division	Case Type Description	Code	Summary	Change	% Change	Absolute Change	
Adult	Misdemeanor	CM	50	▲	+108.3%	+26	
	Other	OT	26	▲	+73.3%	+11	
	Civil Support	VS	21	▼	-54.3%	-25	
	Show Cause	SC	20	▼	-31.0%	-9	
	Family Abuse - Protective Order	FP	15	↔		-	
	Capias	CA	13	▲	+85.7%	+6	
	Felony	CF	8	▲	+14.3%	+1	
	Motion - Protective Order	MP	7	↔		-	
	Violation of Protective Order	PV	5	▲	+66.7%	+2	
	Remand Support	RS	3	↔		-	
	Non-Family Abuse Protective Order	AP	0	▼	-100.0%	-1	
	Total			168	▲	7.0%	+11
Juvenile	Custody Visitation	CV	90	▼	-12.6%	-13	
	Truancy	TR	11	▲	+83.3%	+5	
	Misdemeanor	DM	10	▲	+25.0%	+2	
	Foster Care Review	FC	9	▲	+125.0%	+5	
	Status	ST	9	▲	+800.0%	+8	
	Traffic	T	7	▲	+16.7%	+1	
	Permanency Planning	PH	6	▲	+200.0%	+4	
	Abuse and Neglect	AN	5	▼	-64.3%	-9	
	Remand Custody	RC	5	▼	-37.5%	-3	
	Remand Visitation	RV	5	▼	-28.6%	-2	
	Non-Family Abuse Protective Order	AP	4	▲	-	+4	
	Terminate Parental Rights	TP	4	▲	-	+4	
	Child In Need of Services	CS	2	▲	-	+2	
	Entrustment	ET	2	▲	-	+2	
	Initial Foster Care	IF	2	▼	-50.0%	-2	
	Motion - Protective Order	MP	2	▲	-	+2	
	Voluntary Continuing Services and Support Agreem	VA	2	▼	-60.0%	-3	
	Felony	DF	1	▼	-50.0%	-1	
	Other	OT	1	▲	-	+1	
	Relief of Custody	CR	1	▲	-	+1	
	Show Cause	SC	1	▲	-	+1	
	Temporary Detention Order	TD	1	▲	-	+1	
	Family Abuse - Protective Order	FP	0	▼	-100.0%	-1	
	Juvenile Support	JS	0	▼	-100.0%	-1	
	Paternity	PT	0	▼	-100.0%	-1	
	Total			180	▲	4.0%	+7
	GRAND TOTAL			348	▲	5.5%	+18

Filings by Major Case Category**

Category	Summary	Change	% Change	Absolute Change
Adult Criminal	91	▲	+44.4%	+28
Child Dependency	31	▲	+6.9%	+2
Child in Need of Services/Supervision	13	▲	+116.7%	+7
Custody and Visitation	90	▼	-13.5%	-14
Delinquency	12	▲	+20.0%	+2
Juvenile Miscellaneous	9	▲	+800.0%	+8

* Compared to same time period as previous year
 2/15/2024 10:10:54AM

** Case Type Categories are defined in the 2017 Virginia Judicial Workload Assessment
 Source: SCV-SQL-Information

CPSS - JCMS CASELOAD STATISTICS OF THE JUVENILE & DOMESTIC RELATIONS DISTRICT COURTS
 January 2024 thru January 2024 Filings (Compared to January 2023 thru January 2023)

Other	41	▲	+24.2%	+8
Protective Orders	28	▲	+16.7%	+4
Support	26	▼	-51.9%	-28
Traffic	7	▲	+16.7%	+1
GRAND TOTAL	348	▲	5.5%	+18

2024 Overall GRAND TOTAL		Distribution of Caseload		Change*		Percentage (%) of Caseload			
307 +74 31.8% 	Adult	149	49%	15.5%	▲	+20	Adult	2023 55.4%	2024 48.5%
	Juvenile	158	51%	51.9%	▲	+54	Juvenile	44.6%	51.5%
GRAND TOTAL		307	100%	31.8%	▲	+74	GRAND TOTAL	100%	100%

Filings by Division & Code

Division	Case Type Description	Code	Summary	Change	% Change	Absolute Change
Adult	Civil Support	VS	54	▲	+63.6%	+21
	Show Cause	SC	34	▲	+47.8%	+11
	Other	OT	19	▼	-20.8%	-5
	Misdemeanor	CM	16	▼	-33.3%	-8
	Family Abuse - Protective Order	FP	10	▼	-16.7%	-2
	Felony	CF	8	▲	+33.3%	+2
	Capias	CA	6	↔		-
	Motion - Protective Order	MP	1	▲	-	+1
	Non-Family Abuse Protective Order	AP	1	▲	-	+1
	Restricted License for Non-Support	SL	0	▼	-100.0%	-1
Total			149	▲	15.5%	+20
Juvenile	Custody Visitation	CV	114	▲	+58.3%	+42
	Misdemeanor	DM	13	▲	+85.7%	+6
	Traffic	T	8	▲	+60.0%	+3
	Motion - Protective Order	MP	5	▲	+150.0%	+3
	Abuse and Neglect	AN	3	↔		-
	Initial Foster Care	IF	3	▲	-	+3
	Status	ST	3	▼	-57.1%	-4
	Non-Family Abuse Protective Order	AP	2	▲	+100.0%	+1
	Truancy	TR	2	▼	-33.3%	-1
	Felony	DF	1	▲	-	+1
	Foster Care Review	FC	1	▼	-50.0%	-1
	Paternity	PT	1	▲	-	+1
	Permanency Planning	PH	1	↔		-
	Voluntary Continuing Services and Support Agree	VA	1	▲	-	+1
	Child In Need of Services	CS	0	▼	-100.0%	-1
	Total			158	▲	51.9%
GRAND TOTAL			307	▲	31.8%	+74

Filings by Major Case Category**

Category	Summary	Change	% Change	Absolute Change	
Adult Criminal	59	▲	+22.9%	+11	
Child Dependency	9	▲	+50.0%	+3	
Child in Need of Services/Supervision	2	▼	-50.0%	-2	
Custody and Visitation	115	▲	+59.7%	+43	
Delinquency	14	▲	+100.0%	+7	
Juvenile Miscellaneous	3	▼	-57.1%	-4	
Other	19	▼	-20.8%	-5	
Protective Orders	19	▲	+26.7%	+4	
Support	59	▼	+31.1%	+14	
Traffic	8	▲	+60.0%	+3	
GRAND TOTAL		307	▲	31.8%	+74

* Compared to same time period as previous year
 2/15/2024 10:10:54AM

** Case Type Categories are defined in the 2017 Virginia Judicial Workload Assessment
 Source: SCV-SQL-Information

2024 Overall GRAND TOTAL		Distribution of Caseload			Change*		Percentage (%) of Caseload		
573 +26 4.8% 	2024 2023	Adult	291	51%	11.9% ▲	+31	Adult	47.5%	50.8%
		Juvenile	282	49%	-1.7% ▼	-5	Juvenile	52.5%	49.2%
GRAND TOTAL		573	100%	4.8% ▲	+26	GRAND TOTAL	100%	100%	

Filings by Division & Code

Division	Case Type Description	Code	Summary	Change	% Change	Absolute Change
Adult	Misdemeanor	CM	67	↔		-
	Civil Support	VS	60	▲	+106.9%	+31
	Other	OT	50	▲	+6.4%	+3
	Show Cause	SC	43	▼	-15.7%	-8
	Felony	CF	29	▲	+123.1%	+16
	Family Abuse - Protective Order	FP	24	▲	+4.3%	+1
	Capias	CA	12	▼	-50.0%	-12
	Motion - Protective Order	MP	6	▲	+100.0%	+3
	Non-Family Abuse Protective Order	AP	0	▼	-100.0%	-2
	Remand Support	RS	0	▼	-100.0%	-1
	Total		291	▲	11.9%	+31
Juvenile	Custody Visitation	CV	127	▼	-8.0%	-11
	Misdemeanor	DM	30	▲	+25.0%	+6
	Abuse and Neglect	AN	15	▲	+15.4%	+2
	Child at Risk	RI	11	▲	+83.3%	+5
	Foster Care Review	FC	11	▼	-38.9%	-7
	Initial Foster Care	IF	11	▲	+57.1%	+4
	Permanency Planning	PH	11	▼	-21.4%	-3
	Truancy	TR	9	▼	-18.2%	-2
	Paternity	PT	7	▼	-12.5%	-1
	Emergency Custody Order	EC	6	▼	-25.0%	-2
	Terminate Parental Rights	TP	6	▼	-40.0%	-4
	Child In Need of Services	CS	5	▲	+150.0%	+3
	Felony	DF	5	▼	-37.5%	-3
	Mental Commitment	MC	5	▲	+25.0%	+1
	Motion - Protective Order	MP	4	▲	-	+4
	Traffic	T	4	▼	-20.0%	-1
	Entrustment	ET	3	▲	-	+3
	Temporary Detention Order	TD	3	▲	+50.0%	+1
	Voluntary Continuing Services and Support Agree	VA	3	▲	+50.0%	+1
	Non-Family Abuse Protective Order	AP	2	▲	-	+2
	Other	OT	1	▼	-50.0%	-1
	Remand Custody	RC	1	▲	-	+1
	Remand Visitation	RV	1	▲	-	+1
	Status	ST	1	▲	-	+1
	Civil Violation	CI	0	▼	-100.0%	-1
	Qualified Residential Treatment	QR	0	▼	-100.0%	-1
Special Immigrant Juvenile Status	SI	0	▼	-100.0%	-3	
	Total		282	▼	-1.7%	-5
GRAND TOTAL			573	▲	4.8%	+26

Filings by Major Case Category**

Category	Summary	Change	% Change	Absolute Change
Adult Criminal	138	▲	+0.7%	+1
Child Dependency	71	▲		0
Child in Need of Services/Supervision	14	▲	+7.7%	+1
Custody and Visitation	134	▼	-8.2%	-12
Delinquency	35	▼	+9.4%	+3

* Compared to same time period as previous year
 2/15/2024 10:10:54AM

** Case Type Categories are defined in the 2017 Virginia Judicial Workload Assessment
 Source: SCV-SQL-Information

Juvenile Miscellaneous	1	▲	-	+1
New to Workload Study	0	▼	-100.0%	-4
Other	67	▲	+4.7%	+3
Protective Orders	36	▲	+28.6%	+8
Support	73	▲	+55.3%	+26
Traffic	4	▼	-20.0%	-1
GRAND TOTAL	573	▲	4.8%	+26

2024 Overall GRAND TOTAL		Distribution of Caseload		Change*		Percentage (%) of Caseload			
80 	+1 1.3%	Adult	31	39%	-29.5% ▼	-13	Adult	55.7%	38.8%
		Juvenile	49	61%	40.0% ▲	+14	Juvenile	44.3%	61.3%
		GRAND TOTAL	80	100%	1.3% ▲	+1	GRAND TOTAL	100%	100%

Filings by Division & Code

Division	Case Type Description	Code	Summary	Change	% Change	Absolute Change
Adult	Misdemeanor	CM	8	↔		-
	Show Cause	SC	8	▲	-11.1%	-1
	Other	OT	6	↔		-
	Civil Support	VS	4	▲	+300.0%	+3
	Family Abuse - Protective Order	FP	2	▲	-	+2
	Motion - Protective Order	MP	2	▲	-	+2
	Felony	CF	1	▼	-94.7%	-18
	Capias	CA	0	▼	-100.0%	-1
	Total		31	▼	-29.5%	-13
Juvenile	Custody Visitation	CV	36	▲	+157.1%	+22
	Motion - Protective Order	MP	3	▲	-	+3
	Status	ST	3	▲	+200.0%	+2
	Truancy	TR	3	▲	-	+3
	Abuse and Neglect	AN	2	↔		-
	Traffic	T	2	▼	-33.3%	-1
	Child In Need of Services	CS	0	▼	-100.0%	-1
	Foster Care Review	FC	0	▼	-100.0%	-2
	Misdemeanor	DM	0	▼	-100.0%	-5
	Permanency Planning	PH	0	▼	-100.0%	-5
	Relief of Custody	CR	0	▼	-100.0%	-2
	Total		49	▲	40.0%	+14
	GRAND TOTAL		80	▲	1.3%	+1

Filings by Major Case Category**

Category	Summary	Change	% Change	Absolute Change
Adult Criminal	15	▼	-58.3%	-21
Child Dependency	2	▼	-81.8%	-9
Child in Need of Services/Supervision	3	▲	+200.0%	+2
Custody and Visitation	36	▲	+157.1%	+22
Delinquency	0	▼	-100.0%	-5
Juvenile Miscellaneous	3	▲	+200.0%	+2
Other	6	↔		0
Protective Orders	7	▲	-	+7
Support	6	▲	+200.0%	+4
Traffic	2	▼	-33.3%	-1
	GRAND TOTAL			80
		▲	1.3%	+1

* Compared to same time period as previous year
 2/15/2024 10:10:54AM

** Case Type Categories are defined in the 2017 Virginia Judicial Workload Assessment
 Source: SCV-SQL-Information

2024 Overall GRAND TOTAL		Distribution of Caseload			Change*		Percentage (%) of Caseload		
138 -18 -11.5% 	Adult	82	59%	-20.4% ▼	-21	Adult	66.0%	59.4%	
	Juvenile	56	41%	5.7% ▲	+3	Juvenile	34.0%	40.6%	
	GRAND TOTAL	138	100%	-11.5% ▼	-18	GRAND TOTAL	100%	100%	

Filings by Division & Code

Division	Case Type Description	Code	Summary	Change	% Change	Absolute Change
Adult	Misdemeanor	CM	19	▼	-29.6%	-8
	Felony	CF	16	▲	+77.8%	+7
	Show Cause	SC	14	▲	+16.7%	+2
	Other	OT	13	▼	-40.9%	-9
	Civil Support	VS	7	▼	-61.1%	-11
	Capias	CA	4	↔		-
	Family Abuse - Protective Order	FP	4	▼	-20.0%	-1
	Motion - Protective Order	MP	2	▲	-	+2
	Remand Support	RS	2	↔		-
	Violation of Protective Order	PV	1	↔		-
	Non-Family Abuse Protective Order	AP	0	▼	-100.0%	-2
	Restricted License for Non-Support	SL	0	▼	-100.0%	-1
		Total		82	▼	-20.4%
Juvenile	Custody Visitation	CV	33	▲	+43.5%	+10
	Status	ST	6	▲	+500.0%	+5
	Misdemeanor	DM	5	▲	+66.7%	+2
	Remand Custody	RC	3	▼	-25.0%	-1
	Non-Family Abuse Protective Order	AP	2	▲	-	+2
	Traffic	T	2	▲	+100.0%	+1
	Emergency Custody Order	EC	1	↔		-
	Motion - Protective Order	MP	1	▲	-	+1
	Other	OT	1	▲	-	+1
	Temporary Detention Order	TD	1	↔		-
	Truancy	TR	1	▼	-75.0%	-3
	Abuse and Neglect	AN	0	▼	-100.0%	-4
	Child In Need of Services	CS	0	▼	-100.0%	-1
	Felony	DF	0	▼	-100.0%	-3
	Permanency Planning	PH	0	▼	-100.0%	-4
	Show Cause	SC	0	▼	-100.0%	-1
	Terminate Parental Rights	TP	0	▼	-100.0%	-2
		Total		56	▲	5.7%
	GRAND TOTAL		138	▼	-11.5%	-18

Filings by Major Case Category**

Category	Summary	Change	% Change	Absolute Change		
Adult Criminal	49	▲	-3.9%	-2		
Child Dependency	0	▼	-100.0%	-10		
Child in Need of Services/Supervision	1	▼	-80.0%	-4		
Custody and Visitation	33	▲	+43.5%	+10		
Delinquency	5	▼	-28.6%	-2		
Juvenile Miscellaneous	6	▲	+500.0%	+5		
Other	21	▲	-30.0%	-9		
Protective Orders	9	▲	+28.6%	+2		
Support	12	▼	-42.9%	-9		
Traffic	2	▲	+100.0%	+1		
	GRAND TOTAL		138	▼	-11.5%	-18

* Compared to same time period as previous year
 2/15/2024 10:10:54AM

** Case Type Categories are defined in the 2017 Virginia Judicial Workload Assessment
 Source: SCV-SQL-Information

2024 Overall GRAND TOTAL		Distribution of Caseload		Change*		Percentage (%) of Caseload			
347 +99 39.9% 		Adult	169	49%	28.0% ▲	+37	Adult	53.2%	48.7%
		Juvenile	178	51%	53.4% ▲	+62	Juvenile	46.8%	51.3%
		GRAND TOTAL	347	100%	39.9% ▲	+99	GRAND TOTAL	100%	100%

Filings by Division & Code

Division	Case Type Description	Code	Summary	Change	% Change	Absolute Change
Adult	Civil Support	VS	36	▲	+56.5%	+13
	Show Cause	SC	31	▲	+10.7%	+3
	Misdemeanor	CM	29	▲	+45.0%	+9
	Felony	CF	23	▲	+228.6%	+16
	Other	OT	22	▼	-8.3%	-2
	Capias	CA	10	▼	-9.1%	-1
	Family Abuse - Protective Order	FP	8	▼	-33.3%	-4
	Motion - Protective Order	MP	6	▲	+20.0%	+1
	Non-Family Abuse Protective Order	AP	4	▲	+300.0%	+3
	Restricted License for Non-Support	SL	0	▼	-100.0%	-1
	Total		169	▲	28.0%	+37
Juvenile	Custody Visitation	CV	111	▲	+152.3%	+67
	Misdemeanor	DM	16	▼	-38.5%	-10
	Emergency Custody Order	EC	8	▲	+100.0%	+4
	Foster Care Review	FC	8	▼	-33.3%	-4
	Traffic	T	7	↔		-
	Truancy	TR	6	▲	+500.0%	+5
	Motion - Protective Order	MP	4	▲	+33.3%	+1
	Temporary Detention Order	TD	4	▲	+33.3%	+1
	Initial Foster Care	IF	3	↔		-
	Permanency Planning	PH	3	▲	+50.0%	+1
	Felony	DF	2	▲	+100.0%	+1
	Paternity	PT	2	▲	-	+2
	Voluntary Continuing Services and Support Agreem	VA	2	▲	-	+2
	Abuse and Neglect	AN	1	▼	-75.0%	-3
	Terminate Parental Rights	TP	1	▲	-	+1
	Non-Family Abuse Protective Order	AP	0	▼	-100.0%	-2
	Other	OT	0	▼	-100.0%	-1
	Show Cause	SC	0	▼	-100.0%	-1
	Special Immigrant Juvenile Status	SI	0	▼	-100.0%	-1
	Status	ST	0	▼	-100.0%	-1
	Total		178	▲	53.4%	+62
GRAND TOTAL			347	▲	39.9%	+99

Filings by Major Case Category**

Category	Summary	Change	% Change	Absolute Change
Adult Criminal	76	▲	+24.6%	+15
Child Dependency	18	▲	-14.3%	-3
Child in Need of Services/Supervision	6	▲	+500.0%	+5
Custody and Visitation	113	▲	+156.8%	+69
Delinquency	18	▼	-35.7%	-10
Juvenile Miscellaneous	0	▼	-100.0%	-1
New to Workload Study	0	▼	-100.0%	-1
Other	34	▲	+6.3%	+2
Protective Orders	22	▲	-4.3%	-1
Support	53	▲	+82.8%	+24
Traffic	7	↔		0

* Compared to same time period as previous year
 2/15/2024 10:10:54AM

** Case Type Categories are defined in the 2017 Virginia Judicial Workload Assessment
 Source: SCV-SQL-Information

GRAND TOTAL

347

▲

39.9%

+99

2024 Overall GRAND TOTAL		Distribution of Caseload		Change*		Percentage (%) of Caseload			
2024	9	Adult	9	100%	-40.0%	-6	2023	50.0%	100.0%
2023	-21	Juvenile	0	0%	-100.0%	-15	Juvenile	50.0%	0.0%
	-70.0%	GRAND TOTAL	9	100%	-70.0%	-21	GRAND TOTAL	100%	100%

Filings by Division & Code

Division	Case Type Description	Code	Summary	Change	% Change	Absolute Change
Adult	Other	OT	5	▲	+150.0%	+3
	Felony	CF	1	▼	-50.0%	-1
	Misdemeanor	CM	1	▼	-87.5%	-7
	Motion - Protective Order	MP	1	▲	-	+1
	Show Cause	SC	1	▲	-	+1
	Capias	CA	0	▼	-100.0%	-1
	Civil Support	VS	0	▼	-100.0%	-1
	Family Abuse - Protective Order	FP	0	▼	-100.0%	-1
	Total		9	▼	-40.0%	-6
Juvenile	Abuse and Neglect	AN	0	▼	-100.0%	-2
	Civil Violation	CI	0	▼	-100.0%	-1
	Custody Visitation	CV	0	▼	-100.0%	-3
	Traffic	T	0	▼	-100.0%	-8
	Truancy	TR	0	▼	-100.0%	-1
		Total		0	▼	-100.0%
GRAND TOTAL			9	▼	-70.0%	-21

Filings by Major Case Category**

Category	Summary	Change	% Change	Absolute Change	
Adult Criminal	2	▼	-81.8%	-9	
Child Dependency	0	▼	-100.0%	-2	
Child in Need of Services/Supervision	0	▼	-100.0%	-1	
Custody and Visitation	0	▼	-100.0%	-3	
New to Workload Study	0	▼	-100.0%	-1	
Other	5	▲	+150.0%	+3	
Protective Orders	1	▲		0	
Support	1	▲		0	
Traffic	0	▼	-100.0%	-8	
GRAND TOTAL		9	▼	-70.0%	-21

* Compared to same time period as previous year
 2/15/2024 10:10:54AM

** Case Type Categories are defined in the 2017 Virginia Judicial Workload Assessment
 Source: SCV-SQL-Information

2024 Overall GRAND TOTAL		Distribution of Caseload		Change*		Percentage (%) of Caseload		
86 -56 -39.4% 	Adult	29	34%	-59.7%	▼	-43	2023	2024
	Juvenile	57	66%	-18.6%	▼	-13	50.7%	33.7%
GRAND TOTAL		86	100%	-39.4%	▼	-56	100%	100%

Filings by Division & Code

Division	Case Type Description	Code	Summary	Change	% Change	Absolute Change
Adult	Civil Support	VS	6	▼	-45.5%	-5
	Misdemeanor	CM	6	▼	-62.5%	-10
	Felony	CF	4	▼	-42.9%	-3
	Remand Support	RS	4	▼	-60.0%	-6
	Other	OT	3	▼	-78.6%	-11
	Family Abuse - Protective Order	FP	2	▼	-60.0%	-3
	Show Cause	SC	2	▼	-66.7%	-4
	Motion - Protective Order	MP	1	▲	-	+1
	Non-Family Abuse Protective Order	AP	1	▲	-	+1
	Capias	CA	0	▼	-100.0%	-3
Total			29	▼	-59.7%	-43
Juvenile	Custody Visitation	CV	17	▼	-32.0%	-8
	Remand Custody	RC	13	▲	+8.3%	+1
	Remand Visitation	RV	10	▼	-23.1%	-3
	Traffic	T	8	▼	-27.3%	-3
	Misdemeanor	DM	4	↔	-	-
	Emergency Custody Order	EC	2	↔	-	-
	Felony	DF	2	▲	+100.0%	+1
	Mental Commitment	MC	1	▲	-	+1
	Abuse and Neglect	AN	0	▼	-100.0%	-1
Foster Care Review	FC	0	▼	-100.0%	-1	
Total			57	▼	-18.6%	-13
GRAND TOTAL			86	▼	-39.4%	-56

Filings by Major Case Category**

Category	Summary	Change	% Change	Absolute Change	
Adult Criminal	11	▼	-60.7%	-17	
Child Dependency	0	▼	-100.0%	-2	
Custody and Visitation	17	▼	-32.0%	-8	
Delinquency	6	▲	+20.0%	+1	
Other	33	▲	-35.3%	-18	
Protective Orders	4	▲	-20.0%	-1	
Support	7	▼	-53.3%	-8	
Traffic	8	▼	-27.3%	-3	
GRAND TOTAL		86	▼	-39.4%	-56

2024 Overall GRAND TOTAL		Distribution of Caseload		Change*		Percentage (%) of Caseload		
46	+16 53.3%	Adult	27 59%	3.8% ▲	+1	Adult	86.7%	58.7%
2024		Juvenile	19 41%	375.0% ▲	+15	Juvenile	13.3%	41.3%
2023		GRAND TOTAL	46 100%	53.3% ▲	+16	GRAND TOTAL	100%	100%

Filings by Division & Code

Division	Case Type Description	Code	Summary	Change	% Change	Absolute Change
Adult	Misdemeanor	CM	8	▲	+60.0%	+3
	Civil Support	VS	7	▲	+133.3%	+4
	Show Cause	SC	5	▲	+400.0%	+4
	Other	OT	4	▼	-33.3%	-2
	Family Abuse - Protective Order	FP	2	▼	-33.3%	-1
	Felony	CF	1	▼	-75.0%	-3
	Motion - Protective Order	MP	0	▼	-100.0%	-3
	Non-Family Abuse Protective Order	AP	0	▼	-100.0%	-1
	Total		27	▲	3.8%	+1
Juvenile	Custody Visitation	CV	5	▲	+66.7%	+2
	Permanency Planning	PH	3	▲	-	+3
	Remand Custody	RC	3	▲	-	+3
	Truancy	TR	3	▲	+200.0%	+2
	Abuse and Neglect	AN	2	▲	-	+2
	Child In Need of Services	CS	1	▲	-	+1
	Motion - Protective Order	MP	1	▲	-	+1
	Status	ST	1	▲	-	+1
	Total		19	▲	375.0%	+15
GRAND TOTAL			46	▲	53.3%	+16

Filings by Major Case Category**

Category	Summary	Change	% Change	Absolute Change
Adult Criminal	9	▼		0
Child Dependency	5	▲	-	+5
Child in Need of Services/Supervision	4	▲	+300.0%	+3
Custody and Visitation	5	▲	+66.7%	+2
Juvenile Miscellaneous	1	▲	-	+1
Other	7	▲	+16.7%	+1
Protective Orders	3	▲	-57.1%	-4
Support	12	▲	+200.0%	+8
GRAND TOTAL	46	▲	53.3%	+16

* Compared to same time period as previous year
 2/15/2024 10:10:54AM

** Case Type Categories are defined in the 2017 Virginia Judicial Workload Assessment
 Source: SCV-SQL-Information

2024 Overall GRAND TOTAL		Distribution of Caseload		Change*		Percentage (%) of Caseload			
19 -15 -44.1% 	Adult	12	63%	-33.3%	▼	-6	Adult	52.9%	63.2%
	Juvenile	7	37%	-56.3%	▼	-9	Juvenile	47.1%	36.8%
GRAND TOTAL		19	100%	-44.1%	▼	-15	GRAND TOTAL	100%	100%

Filings by Division & Code

Division	Case Type Description	Code	Summary	Change	% Change	Absolute Change
Adult	Civil Support	VS	4	↔		-
	Felony	CF	3	▲	+200.0%	+2
	Other	OT	2	▼	-33.3%	-1
	Misdemeanor	CM	1	▼	-87.5%	-7
	Motion - Protective Order	MP	1	▲	-	+1
	Non-Family Abuse Protective Order	AP	1	▲	-	+1
	Family Abuse - Protective Order	FP	0	▼	-100.0%	-1
	Show Cause	SC	0	▼	-100.0%	-1
Total			12	▼	-33.3%	-6
Juvenile	Custody Visitation	CV	5	▼	-50.0%	-5
	Initial Foster Care	IF	1	▲	-	+1
	Traffic	T	1	↔		-
	Abuse and Neglect	AN	0	▼	-100.0%	-2
	Permanency Planning	PH	0	▼	-100.0%	-2
	Truancy	TR	0	▼	-100.0%	-1
	Total			7	▼	-56.3%
GRAND TOTAL			19	▼	-44.1%	-15

Filings by Major Case Category**

Category	Summary	Change	% Change	Absolute Change	
Adult Criminal	4	▲	-60.0%	-6	
Child Dependency	1	▲	-75.0%	-3	
Child in Need of Services/Supervision	0	▼	-100.0%	-1	
Custody and Visitation	5	▼	-50.0%	-5	
Other	2	▼	-33.3%	-1	
Protective Orders	2	▲	+100.0%	+1	
Support	4	↔		0	
Traffic	1	↔		0	
GRAND TOTAL		19	▼	-44.1%	-15

* Compared to same time period as previous year
 2/15/2024 10:10:54AM

** Case Type Categories are defined in the 2017 Virginia Judicial Workload Assessment
 Source: SCV-SQL-Information

2024 Overall GRAND TOTAL		Distribution of Caseload		Change*		Percentage (%) of Caseload			
	9	Adult	5	56%	150.0% ▲	+3	Adult	18.2%	55.6%
	-2 -18.2%	Juvenile	4	44%	-55.6% ▼	-5	Juvenile	81.8%	44.4%
GRAND TOTAL		GRAND TOTAL		GRAND TOTAL		GRAND TOTAL		100%	100%

Filings by Division & Code

Division	Case Type Description	Code	Summary	Change	% Change	Absolute Change
Adult	Misdemeanor	CM	2	▲	-	+2
	Civil Support	VS	1	▲	-	+1
	Remand Support	RS	1	▲	-	+1
	Show Cause	SC	1	↔	-	-
	Other	OT	0	▼	-100.0%	-1
	Total			5	▲	150.0%
Juvenile	Remand Custody	RC	2	▲	-	+2
	Remand Visitation	RV	2	▲	-	+2
	Custody Visitation	CV	0	▼	-100.0%	-2
	Misdemeanor	DM	0	▼	-100.0%	-5
	Traffic	T	0	▼	-100.0%	-2
	Total			4	▼	-55.6%
GRAND TOTAL			9	▼	-18.2%	-2

Filings by Major Case Category**

Category	Summary	Change	% Change	Absolute Change
Adult Criminal	2	▲	-	+2
Custody and Visitation	0	▼	-100.0%	-2
Delinquency	0	▼	-100.0%	-5
Other	5	▲	+400.0%	+4
Support	2	▲	+100.0%	+1
Traffic	0	▼	-100.0%	-2
GRAND TOTAL	9	▼	-18.2%	-2

* Compared to same time period as previous year
 2/15/2024 10:10:54AM

** Case Type Categories are defined in the 2017 Virginia Judicial Workload Assessment
 Source: SCV-SQL-Information

2024 Overall GRAND TOTAL		Distribution of Caseload		Change*		Percentage (%) of Caseload		
99	-10 -9.2%	Adult	50 51%	-35.9% ▼	-28	Adult	2023 71.6%	2024 50.5%
2024		Juvenile	49 49%	58.1% ▲	+18	Juvenile	28.4%	49.5%
2023		GRAND TOTAL	99 100%	-9.2% ▼	-10	GRAND TOTAL	100%	100%

Filings by Division & Code

Division	Case Type Description	Code	Summary	Change	% Change	Absolute Change
Adult	Civil Support	VS	14	▼	-6.7%	-1
	Misdemeanor	CM	10	▼	-44.4%	-8
	Other	OT	9	▼	-43.8%	-7
	Show Cause	SC	6	▼	-	-
	Family Abuse - Protective Order	FP	5	▼	-37.5%	-3
	Felony	CF	2	▼	-75.0%	-6
	Capias	CA	1	▼	-80.0%	-4
	Motion - Protective Order	MP	1	▲	-	+1
	Non-Family Abuse Protective Order	AP	1	▲	-	+1
	Remand Support	RS	1	▼	-50.0%	-1
		Total		50	▼	-35.9%
Juvenile	Custody Visitation	CV	36	▲	+414.3%	+29
	Misdemeanor	DM	7	▲	+75.0%	+3
	Felony	DF	2	▼	-33.3%	-1
	Foster Care Review	FC	2	↔	-	-
	Motion - Protective Order	MP	1	▼	-66.7%	-2
	Show Cause	SC	1	▲	-	+1
	Abuse and Neglect	AN	0	▼	-100.0%	-5
	Child In Need of Services	CS	0	▼	-100.0%	-1
	Non-Family Abuse Protective Order	AP	0	▼	-100.0%	-1
	Permanency Planning	PH	0	▼	-100.0%	-2
	Status	ST	0	▼	-100.0%	-1
	Traffic	T	0	▼	-100.0%	-2
		Total		49	▲	58.1%
GRAND TOTAL			99	▼	-9.2%	-10

Filings by Major Case Category**

Category	Summary	Change	% Change	Absolute Change	
Adult Criminal	14	▼	-57.6%	-19	
Child Dependency	2	▼	-77.8%	-7	
Child in Need of Services/Supervision	0	▼	-100.0%	-1	
Custody and Visitation	36	▲	+414.3%	+29	
Delinquency	10	▲	+42.9%	+3	
Juvenile Miscellaneous	0	▼	-100.0%	-1	
Other	10	▼	-44.4%	-8	
Protective Orders	8	▲	-33.3%	-4	
Support	19	▲	-	0	
Traffic	0	▼	-100.0%	-2	
GRAND TOTAL		99	▼	-9.2%	-10

* Compared to same time period as previous year
 2/15/2024 10:10:54AM

** Case Type Categories are defined in the 2017 Virginia Judicial Workload Assessment
 Source: SCV-SQL-Information

2024 Overall GRAND TOTAL		Distribution of Caseload			Change*		Percentage (%) of Caseload		
175 +54 44.6% 	Adult	78	45%	16.4% ▲	+11	Adult	2023: 55.4%	2024: 44.6%	
	Juvenile	97	55%	79.6% ▲	+43	Juvenile	44.6%	55.4%	
GRAND TOTAL		175	100%	44.6% ▲	+54	GRAND TOTAL	100%	100%	

Filings by Division & Code

Division	Case Type Description	Code	Summary	Change	% Change	Absolute Change
Adult	Misdemeanor	CM	19	▲	+11.8%	+2
	Other	OT	13	▲	+8.3%	+1
	Show Cause	SC	13	▲	+333.3%	+10
	Civil Support	VS	12	▲	+33.3%	+3
	Felony	CF	12	▲	+140.0%	+7
	Capias	CA	4	▼	-66.7%	-8
	Family Abuse - Protective Order	FP	3	▼	-57.1%	-4
	Remand Support	RS	1	▲	-	+1
	Restricted License for Non-Support	SL	1	▲	-	+1
	Motion - Protective Order	MP	0	▼	-100.0%	-2
Total			78	▲	16.4%	+11
Juvenile	Custody Visitation	CV	41	▲	+17.1%	+6
	Misdemeanor	DM	13	▲	+550.0%	+11
	Felony	DF	7	▲	+600.0%	+6
	Abuse and Neglect	AN	6	▲	-	+6
	Foster Care Review	FC	5	▲	+25.0%	+1
	Mental Commitment	MC	5	▼	-37.5%	-3
	Permanency Planning	PH	4	▲	-	+4
	Remand Custody	RC	3	▲	-	+3
	Remand Visitation	RV	3	▲	-	+3
	Traffic	T	3	▲	+50.0%	+1
	Motion - Protective Order	MP	2	▲	-	+2
	Child In Need of Services	CS	1	▲	-	+1
	Initial Foster Care	IF	1	▼	-50.0%	-1
	Special Immigrant Juvenile Status	SI	1	▲	-	+1
	Status	ST	1	▲	-	+1
	Temporary Detention Order	TD	1	▲	-	+1
	Total			97	▲	79.6%
GRAND TOTAL			175	▲	44.6%	+54

Filings by Major Case Category**

Category	Summary	Change	% Change	Absolute Change	
Adult Criminal	41	▲	+10.8%	+4	
Child Dependency	16	▲	+166.7%	+10	
Child in Need of Services/Supervision	1	▲	-	+1	
Custody and Visitation	41	▲	+17.1%	+6	
Delinquency	20	▲	+566.7%	+17	
Juvenile Miscellaneous	1	▲	-	+1	
New to Workload Study	1	▲	-	+1	
Other	26	▲	+30.0%	+6	
Protective Orders	5	▲	-44.4%	-4	
Support	20	▲	+122.2%	+11	
Traffic	3	▲	+50.0%	+1	
GRAND TOTAL		175	▲	44.6%	+54

* Compared to same time period as previous year
 2/15/2024 10:10:54AM

** Case Type Categories are defined in the 2017 Virginia Judicial Workload Assessment
 Source: SCV-SQL-Information

2024 Overall GRAND TOTAL		Distribution of Caseload		Change*		Percentage (%) of Caseload			
165	-24 -12.7%	Adult	100	61%	5.3% ▲	+5	Adult	50.3%	60.6%
2024		Juvenile	65	39%	-30.9% ▼	-29	Juvenile	49.7%	39.4%
2023		GRAND TOTAL	165	100%	-12.7% ▼	-24	GRAND TOTAL	100%	100%

Filings by Division & Code

Division	Case Type Description	Code	Summary	Change	% Change	Absolute Change
Adult	Show Cause	SC	26	▲	+100.0%	+13
	Civil Support	VS	25	▲	+38.9%	+7
	Other	OT	18	▼	-5.3%	-1
	Capias	CA	12	▼	-20.0%	-3
	Misdemeanor	CM	9	▼	-47.1%	-8
	Family Abuse - Protective Order	FP	6	▲	+50.0%	+2
	Felony	CF	3	▼	-25.0%	-1
	Motion - Protective Order	MP	1	▼	-50.0%	-1
	Remand Support	RS	0	▼	-100.0%	-3
		Total		100	▲	5.3%
Juvenile	Custody Visitation	CV	27	▼	-53.4%	-31
	Foster Care Review	FC	9	▲	+28.6%	+2
	Permanency Planning	PH	7	▲	+75.0%	+3
	Truancy	TR	5	▲	+400.0%	+4
	Misdemeanor	DM	4	▲	+33.3%	+1
	Traffic	T	4	▲	-	+4
	Temporary Detention Order	TD	3	▲	+50.0%	+1
	Abuse and Neglect	AN	2	↔	-	-
	Show Cause	SC	2	▲	-	+2
	Motion - Protective Order	MP	1	▲	-	+1
	Voluntary Continuing Services and Support Agree	VA	1	▼	-50.0%	-1
	Emergency Custody Order	EC	0	▼	-100.0%	-1
	Paternity	PT	0	▼	-100.0%	-2
	Remand Custody	RC	0	▼	-100.0%	-6
	Remand Visitation	RV	0	▼	-100.0%	-6
	Total		65	▼	-30.9%	-29
GRAND TOTAL			165	▼	-12.7%	-24

Filings by Major Case Category**

Category	Summary	Change	% Change	Absolute Change
Adult Criminal	31	▼	-31.1%	-14
Child Dependency	19	▲	+26.7%	+4
Child in Need of Services/Supervision	5	▲	+400.0%	+4
Custody and Visitation	27	▼	-55.0%	-33
Delinquency	6	▲	+100.0%	+3
Other	21	▼	-43.2%	-16
Protective Orders	8	▲	+33.3%	+2
Support	44	▲	+100.0%	+22
Traffic	4	▲	-	+4
GRAND TOTAL		165	▼	-12.7%

* Compared to same time period as previous year
 2/15/2024 10:10:54AM

** Case Type Categories are defined in the 2017 Virginia Judicial Workload Assessment
 Source: SCV-SQL-Information

2024 Overall GRAND TOTAL	Distribution of Caseload	Change*	Percentage (%) of Caseload																											
<p>33 ⁺³ 10.0%</p>	<table border="1"> <tr> <td>Adult</td> <td>10</td> <td>30%</td> <td>-9.1% ▼</td> <td>-1</td> </tr> <tr> <td>Juvenile</td> <td>23</td> <td>70%</td> <td>21.1% ▲</td> <td>+4</td> </tr> <tr> <td>GRAND TOTAL</td> <td>33</td> <td>100%</td> <td>10.0% ▲</td> <td>+3</td> </tr> </table>	Adult	10	30%	-9.1% ▼	-1	Juvenile	23	70%	21.1% ▲	+4	GRAND TOTAL	33	100%	10.0% ▲	+3		<table border="1"> <tr> <td></td> <td>2023</td> <td>2024</td> </tr> <tr> <td>Adult</td> <td>36.7%</td> <td>30.3%</td> </tr> <tr> <td>Juvenile</td> <td>63.3%</td> <td>69.7%</td> </tr> <tr> <td>GRAND TOTAL</td> <td>100%</td> <td>100%</td> </tr> </table>		2023	2024	Adult	36.7%	30.3%	Juvenile	63.3%	69.7%	GRAND TOTAL	100%	100%
Adult	10	30%	-9.1% ▼	-1																										
Juvenile	23	70%	21.1% ▲	+4																										
GRAND TOTAL	33	100%	10.0% ▲	+3																										
	2023	2024																												
Adult	36.7%	30.3%																												
Juvenile	63.3%	69.7%																												
GRAND TOTAL	100%	100%																												

Filings by Division & Code

Division	Case Type Description	Code	Summary	Change	% Change	Absolute Change
Adult	Show Cause	SC	5	▲	+400.0%	+4
	Other	OT	3	▲	+200.0%	+2
	Civil Support	VS	1	▼	-83.3%	-5
	Misdemeanor	CM	1	▼	-66.7%	-2
	Total		10	▼	-9.1%	-1
Juvenile	Custody Visitation	CV	12	▲	+9.1%	+1
	Misdemeanor	DM	5	▲	+400.0%	+4
	Status	ST	2	▲	-	+2
	Traffic	T	2	▲	+100.0%	+1
	Abuse and Neglect	AN	1	▼	-50.0%	-1
	Felony	DF	1	▲	-	+1
	Paternity	PT	0	▼	-100.0%	-1
	Remand Custody	RC	0	▼	-100.0%	-1
	Remand Visitation	RV	0	▼	-100.0%	-1
	Temporary Detention Order	TD	0	▼	-100.0%	-1
Total		23	▲	21.1%	+4	
GRAND TOTAL			33	▲	10.0%	+3

Filings by Major Case Category**

Category	Summary	Change	% Change	Absolute Change
Adult Criminal	6	▲	+50.0%	+2
Child Dependency	1	▼	-50.0%	-1
Custody and Visitation	12	▼	-	0
Delinquency	6	▲	+500.0%	+5
Juvenile Miscellaneous	2	▲	-	+2
Other	3	▼	-25.0%	-1
Support	1	▼	-83.3%	-5
Traffic	2	▲	+100.0%	+1
GRAND TOTAL	33	▲	10.0%	+3

* Compared to same time period as previous year
 2/15/2024 10:10:54AM

** Case Type Categories are defined in the 2017 Virginia Judicial Workload Assessment
 Source: SCV-SQL-Information

2024 Overall GRAND TOTAL		Distribution of Caseload		Change*		Percentage (%) of Caseload			
295 -33 -10.1% 		Adult	128	43%	-14.7% ▼	-22	Adult	45.7%	43.4%
		Juvenile	167	57%	-6.2% ▼	-11	Juvenile	54.3%	56.6%
		GRAND TOTAL	295	100%	-10.1% ▼	-33	GRAND TOTAL	100%	100%

Filings by Division & Code

Division	Case Type Description	Code	Summary	Change	% Change	Absolute Change
Adult	Civil Support	VS	32	▼	-11.1%	-4
	Show Cause	SC	27	▼	-15.6%	-5
	Other	OT	23	▲	+4.5%	+1
	Misdemeanor	CM	22	▼	-26.7%	-8
	Family Abuse - Protective Order	FP	9	▼	-43.8%	-7
	Felony	CF	9	▲	+12.5%	+1
	Capias	CA	3	▲	+50.0%	+1
	Remand Support	RS	2	▼	-33.3%	-1
	Motion - Protective Order	MP	1	▲	-	+1
	Non-Family Abuse Protective Order	AP	0	▼	-100.0%	-1
	Total		128	▼	-14.7%	-22
Juvenile	Custody Visitation	CV	105	▲	+14.1%	+13
	Misdemeanor	DM	12	▼	-40.0%	-8
	Traffic	T	8	▼	-20.0%	-2
	Remand Custody	RC	6	▼	-14.3%	-1
	Remand Visitation	RV	6	▼	-33.3%	-3
	Status	ST	6	▲	+500.0%	+5
	Felony	DF	4	▲	+300.0%	+3
	Paternity	PT	3	▼	-25.0%	-1
	Initial Foster Care	IF	2	▼	-60.0%	-3
	Motion - Protective Order	MP	2	▲	-	+2
	Temporary Detention Order	TD	2	▼	-33.3%	-1
	Terminate Parental Rights	TP	2	▲	-	+2
	Truancy	TR	2	▼	-60.0%	-3
	Abuse and Neglect	AN	1	▼	-75.0%	-3
	Emergency Custody Order	EC	1	▼	-50.0%	-1
	Foster Care Review	FC	1	▲	-	+1
	Non-Family Abuse Protective Order	AP	1	▼	-50.0%	-1
	Permanency Planning	PH	1	▼	-83.3%	-5
	Special Immigrant Juvenile Status	SI	1	↔	-	-
	Voluntary Continuing Services and Support Agree	VA	1	▲	-	+1
Child In Need of Services	CS	0	▼	-100.0%	-1	
Other	OT	0	▼	-100.0%	-4	
Qualified Residential Treatment	QR	0	▼	-100.0%	-1	
	Total		167	▼	-6.2%	-11
GRAND TOTAL			295	▼	-10.1%	-33

Filings by Major Case Category**

Category	Summary	Change	% Change	Absolute Change
Adult Criminal	55	▲	-12.7%	-8
Child Dependency	8	▲	-50.0%	-8
Child in Need of Services/Supervision	2	▼	-66.7%	-4
Custody and Visitation	108	▼	+12.5%	+12
Delinquency	16	▲	-23.8%	-5
Juvenile Miscellaneous	6	▲	+500.0%	+5
New to Workload Study	1	↔	-	0
Other	40	▼	-20.0%	-10
Protective Orders	13	▲	-31.6%	-6

* Compared to same time period as previous year
 2/15/2024 10:10:54AM

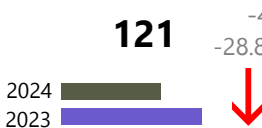
** Case Type Categories are defined in the 2017 Virginia Judicial Workload Assessment
 Source: SCV-SQL-Information

CPSS - JCMS CASELOAD STATISTICS OF THE JUVENILE & DOMESTIC RELATIONS DISTRICT COURTS
 January 2024 thru January 2024 Filings (Compared to January 2023 thru January 2023)

Frederick

District: 26 FIPS: 069

Support	38	▼	-15.6%	-7
Traffic	8	▼	-20.0%	-2
GRAND TOTAL	295	▼	-10.1%	-33

2024 Overall GRAND TOTAL		Distribution of Caseload			Change*		Percentage (%) of Caseload		
121 -49 -28.8% 	Adult	61	50%	-25.6% ▼	-21	Adult	48.2%	50.4%	
	Juvenile	60	50%	-31.8% ▼	-28	Juvenile	51.8%	49.6%	
GRAND TOTAL		121	100%	-28.8% ▼	-49	GRAND TOTAL	100%	100%	

Filings by Division & Code

Division	Case Type Description	Code	Summary	Change	% Change	Absolute Change	
Adult	Misdemeanor	CM	14	▼	-36.4%	-8	
	Other	OT	12	▲	+71.4%	+5	
	Family Abuse - Protective Order	FP	10	▲	+150.0%	+6	
	Show Cause	SC	9	▼	-59.1%	-13	
	Civil Support	VS	8	▼	-38.5%	-5	
	Felony	CF	4	▼	-20.0%	-1	
	Capias	CA	2	▼	-75.0%	-6	
	Motion - Protective Order	MP	1	↔		-	
	Non-Family Abuse Protective Order	AP	1	▲		+1	
	Total			61	▼	-25.6%	-21
Juvenile	Custody Visitation	CV	32	▼	-30.4%	-14	
	Status	ST	6	▲	+500.0%	+5	
	Misdemeanor	DM	5	▼	-58.3%	-7	
	Abuse and Neglect	AN	3	▲	+200.0%	+2	
	Foster Care Review	FC	2	▼	-33.3%	-1	
	Motion - Protective Order	MP	2	▲		+2	
	Non-Family Abuse Protective Order	AP	2	▲	+100.0%	+1	
	Permanency Planning	PH	2	▼	-50.0%	-2	
	Show Cause	SC	2	↔		-	
	Truancy	TR	2	▲	+100.0%	+1	
	Capias	CA	1	▲		+1	
	Child In Need of Services	CS	1	▲		+1	
	Felony	DF	0	▼	-100.0%	-2	
	Initial Foster Care	IF	0	▼	-100.0%	-2	
	Other	OT	0	▼	-100.0%	-1	
	Paternity	PT	0	▼	-100.0%	-4	
	Terminate Parental Rights	TP	0	▼	-100.0%	-6	
	Traffic	T	0	▼	-100.0%	-2	
	Total			60	▼	-31.8%	-28
	GRAND TOTAL			121	▼	-28.8%	-49

Filings by Major Case Category**

Category	Summary	Change	% Change	Absolute Change	
Adult Criminal	27	▼	-46.0%	-23	
Child Dependency	7	▼	-56.3%	-9	
Child in Need of Services/Supervision	3	▲	+200.0%	+2	
Custody and Visitation	32	▼	-36.0%	-18	
Delinquency	8	▲	-50.0%	-8	
Juvenile Miscellaneous	6	▲	+500.0%	+5	
Other	12	▼	+50.0%	+4	
Protective Orders	16	▲	+166.7%	+10	
Support	10	▼	-50.0%	-10	
Traffic	0	▼	-100.0%	-2	
GRAND TOTAL		121	▼	-28.8%	-49

* Compared to same time period as previous year
 2/15/2024 10:10:54AM

** Case Type Categories are defined in the 2017 Virginia Judicial Workload Assessment
 Source: SCV-SQL-Information

2024 Overall GRAND TOTAL		Distribution of Caseload			Change*		Percentage (%) of Caseload		
480 	+4 0.8%	Adult	195	41%	-19.4% ▼	-47	Adult	50.8%	40.6%
		Juvenile	285	59%	21.8% ▲	+51	Juvenile	49.2%	59.4%
		GRAND TOTAL	480	100%	0.8% ▲	+4	GRAND TOTAL	100%	100%

Filings by Division & Code

Division	Case Type Description	Code	Summary	Change	% Change	Absolute Change	
Adult	Show Cause	SC	42	▲	+16.7%	+6	
	Civil Support	VS	41	▲	+13.9%	+5	
	Misdemeanor	CM	33	▼	-38.9%	-21	
	Other	OT	25	▲	-30.6%	-11	
	Family Abuse - Protective Order	FP	22	▼	-4.3%	-1	
	Felony	CF	19	▼	-17.4%	-4	
	Capias	CA	8	▼	-60.0%	-12	
	Motion - Protective Order	MP	2	▼	-71.4%	-5	
	Non-Family Abuse Protective Order	AP	2	▲	+100.0%	+1	
	Violation of Protective Order	PV	1	▼	-75.0%	-3	
	Remand Support	RS	0	▼	-100.0%	-1	
	Restricted License for Non-Support	SL	0	▼	-100.0%	-1	
		Total		195	▼	-19.4%	-47
Juvenile	Custody Visitation	CV	96	▼	-2.0%	-2	
	Misdemeanor	DM	48	▲	+17.1%	+7	
	Traffic	T	25	▼	-34.2%	-13	
	Permanency Planning	PH	22	▲	+340.0%	+17	
	Abuse and Neglect	AN	17	▲	+6.3%	+1	
	Initial Foster Care	IF	9	▲	-	+9	
	Felony	DF	8	▲	+700.0%	+7	
	Truancy	TR	8	▲	+100.0%	+4	
	Foster Care Review	FC	7	▼	-22.2%	-2	
	Entrustment	ET	5	▲	-	+5	
	Motion - Protective Order	MP	5	▼	-16.7%	-1	
	Non-Family Abuse Protective Order	AP	5	▲	+150.0%	+3	
	Terminate Parental Rights	TP	5	▲	-	+5	
	Civil Violation	CI	3	▲	+200.0%	+2	
	Paternity	PT	3	▲	-	+3	
	Show Cause	SC	3	▲	-	+3	
	Child In Need of Services	CS	2	▲	+100.0%	+1	
	Remand Custody	RC	2	↔	-	-	
	Remand Visitation	RV	2	↔	-	-	
	Special Immigrant Juvenile Status	SI	2	▲	+100.0%	+1	
	Status	ST	2	▲	+100.0%	+1	
	Temporary Detention Order	TD	2	▲	-	+2	
	Capias	CA	1	▲	-	+1	
	Family Abuse - Protective Order	FP	1	▲	-	+1	
	Mental Commitment	MC	1	▲	-	+1	
	Voluntary Continuing Services and Support Agreem	VA	1	▲	-	+1	
	Qualified Residential Treatment	QR	0	▼	-100.0%	-4	
	Relief of Custody	CR	0	▼	-100.0%	-2	
		Total		285	▲	21.8%	+51
		GRAND TOTAL		480	▲	0.8%	+4

Filings by Major Case Category**

Category	Summary	Change	% Change	Absolute Change
Adult Criminal	81	▼	-35.7%	-45
Child Dependency	66	▲	+83.3%	+30
Child in Need of Services/Supervision	10	▲	+100.0%	+5

* Compared to same time period as previous year
 2/15/2024 10:10:54AM

** Case Type Categories are defined in the 2017 Virginia Judicial Workload Assessment
 Source: SCV-SQL-Information

Custody and Visitation	99	▲	+1.0%	+1
Delinquency	60	▲	+42.9%	+18
Juvenile Miscellaneous	2	▲	+100.0%	+1
New to Workload Study	5	▲	+150.0%	+3
Other	32	▲	-22.0%	-9
Protective Orders	37	▲	-5.1%	-2
Support	63	▲	+31.3%	+15
Traffic	25	▼	-34.2%	-13
GRAND TOTAL	480	▲	0.8%	+4

2024 Overall GRAND TOTAL	Distribution of Caseload	Change*	Percentage (%) of Caseload																										
<div style="font-size: 2em; font-weight: bold;">247</div> <div style="font-size: 1.2em; font-weight: bold;">+1</div> <div style="font-size: 1.2em; font-weight: bold;">0.4%</div> <div style="font-size: 2em; font-weight: bold;">↑</div> <div style="font-size: 0.8em; margin-top: 5px;"> 2024 2023 </div>	<table border="1" style="width: 100%; border-collapse: collapse;"> <tr> <td style="background-color: #4b5320; color: white;">Adult</td> <td style="text-align: right;">110</td> <td style="text-align: right;">45%</td> <td style="text-align: right;">14.6% ▲</td> <td style="text-align: right;">+14</td> </tr> <tr> <td style="background-color: #e67e22; color: white;">Juvenile</td> <td style="text-align: right;">137</td> <td style="text-align: right;">55%</td> <td style="text-align: right;">-8.7% ▼</td> <td style="text-align: right;">-13</td> </tr> <tr> <td style="background-color: #f1c40f; font-weight: bold;">GRAND TOTAL</td> <td style="text-align: right; font-weight: bold;">247</td> <td style="text-align: right; font-weight: bold;">100%</td> <td style="text-align: right; font-weight: bold;">0.4% ▲</td> <td style="text-align: right; font-weight: bold;">+1</td> </tr> </table>	Adult	110	45%	14.6% ▲	+14	Juvenile	137	55%	-8.7% ▼	-13	GRAND TOTAL	247	100%	0.4% ▲	+1	<table border="1" style="width: 100%; border-collapse: collapse;"> <tr> <td></td> <td style="text-align: right;"><u>2023</u></td> <td style="text-align: right;"><u>2024</u></td> </tr> <tr> <td style="background-color: #4b5320; color: white;">Adult</td> <td style="text-align: right;">39.0%</td> <td style="text-align: right;">44.5%</td> </tr> <tr> <td style="background-color: #e67e22; color: white;">Juvenile</td> <td style="text-align: right;">61.0%</td> <td style="text-align: right;">55.5%</td> </tr> <tr> <td style="background-color: #f1c40f; font-weight: bold;">GRAND TOTAL</td> <td style="text-align: right; font-weight: bold;">100%</td> <td style="text-align: right; font-weight: bold;">100%</td> </tr> </table>		<u>2023</u>	<u>2024</u>	Adult	39.0%	44.5%	Juvenile	61.0%	55.5%	GRAND TOTAL	100%	100%
Adult	110	45%	14.6% ▲	+14																									
Juvenile	137	55%	-8.7% ▼	-13																									
GRAND TOTAL	247	100%	0.4% ▲	+1																									
	<u>2023</u>	<u>2024</u>																											
Adult	39.0%	44.5%																											
Juvenile	61.0%	55.5%																											
GRAND TOTAL	100%	100%																											

Filings by Division & Code

Division	Case Type Description	Code	Summary	Change	% Change	Absolute Change	
Adult	Civil Support	VS	30	▲	+500.0%	+25	
	Show Cause	SC	27	▲	+35.0%	+7	
	Felony	CF	17	▲	+183.3%	+11	
	Misdemeanor	CM	15	▼	-34.8%	-8	
	Other	OT	12	▼	-36.8%	-7	
	Family Abuse - Protective Order	FP	5	▼	-50.0%	-5	
	Capias	CA	3	▼	-50.0%	-3	
	Remand Support	RS	1	▼	-75.0%	-3	
	Non-Family Abuse Protective Order	AP	0	▼	-100.0%	-2	
	Restricted License for Non-Support	SL	0	▼	-100.0%	-1	
	Total		110	▲	14.6%	+14	
Juvenile	Custody Visitation	CV	85	▲	+11.8%	+9	
	Misdemeanor	DM	13	▼	-38.1%	-8	
	Permanency Planning	PH	6	▲	+100.0%	+3	
	Status	ST	6	▲		-	
	Abuse and Neglect	AN	4	▲	+300.0%	+3	
	Non-Family Abuse Protective Order	AP	4	▲	+300.0%	+3	
	Show Cause	SC	3	▲	+200.0%	+2	
	Felony	DF	2	▲		+2	
	Motion - Protective Order	MP	2	↔		-	
	Relief of Custody	CR	2	▲		+2	
	Special Immigrant Juvenile Status	SI	2	▲		+2	
	Truancy	TR	2	▼	-33.3%	-1	
	Child In Need of Services	CS	1	▼	-85.7%	-6	
	Initial Foster Care	IF	1	↔		-	
	Paternity	PT	1	↔		-	
	Remand Custody	RC	1	▼	-87.5%	-7	
	Remand Visitation	RV	1	▼	-87.5%	-7	
	Traffic	T	1	▼	-75.0%	-3	
	Civil Violation	CI	0	▼	-100.0%	-1	
	Emergency Custody Order	EC	0	▼	-100.0%	-2	
	Qualified Residential Treatment	QR	0	▼	-100.0%	-1	
	Restoration of Parental Rights	RR	0	▼	-100.0%	-1	
	Temporary Detention Order	TD	0	▼	-100.0%	-2	
		Total		137	▼	-8.7%	-13
	GRAND TOTAL			247	▲	0.4%	+1

Filings by Major Case Category**

Category	Summary	Change	% Change	Absolute Change
Adult Criminal	53	▲	+6.0%	+3
Child Dependency	13	▲	+116.7%	+7
Child in Need of Services/Supervision	5	▲	-50.0%	-5
Custody and Visitation	86	▲	+11.7%	+9
Delinquency	16	▲	-27.3%	-6
Juvenile Miscellaneous	6	▲		0
New to Workload Study	2	▲	+100.0%	+1
Other	15	▼	-65.9%	-29
Protective Orders	11	▲	-26.7%	-4

* Compared to same time period as previous year
 2/15/2024 10:10:54AM

** Case Type Categories are defined in the 2017 Virginia Judicial Workload Assessment
 Source: SCV-SQL-Information

Support	39	▲	+254.5%	+28
Traffic	1	▼	-75.0%	-3
GRAND TOTAL	247	▲	0.4%	+1

2024 Overall GRAND TOTAL		Distribution of Caseload		Change*		Percentage (%) of Caseload			
242	-31 -11.4%	Adult	103	43%	-11.2% ▼	-13	Adult	42.5%	42.6%
2024		Juvenile	139	57%	-11.5% ▼	-18	Juvenile	57.5%	57.4%
2023		GRAND TOTAL	242	100%	-11.4% ▼	-31	GRAND TOTAL	100%	100%

Filings by Division & Code

Division	Case Type Description	Code	Summary	Change	% Change	Absolute Change
Adult	Misdemeanor	CM	27	▲	+28.6%	+6
	Civil Support	VS	21	▲	+23.5%	+4
	Felony	CF	16	▲	+60.0%	+6
	Other	OT	16	▼	-30.4%	-7
	Show Cause	SC	12	▼	-52.0%	-13
	Capias	CA	5	↔		-
	Family Abuse - Protective Order	FP	5	▼	-44.4%	-4
	Remand Support	RS	1	▼	-80.0%	-4
	Motion - Protective Order	MP	0	▼	-100.0%	-1
	Total		103	▼	-11.2%	-13
Juvenile	Custody Visitation	CV	65	▼	-37.5%	-39
	Misdemeanor	DM	20	▲	+17.6%	+3
	Traffic	T	9	▼	-30.8%	-4
	Remand Custody	RC	6	▲	+100.0%	+3
	Remand Visitation	RV	6	▲	+20.0%	+1
	Terminate Parental Rights	TP	6	▲	-	+6
	Abuse and Neglect	AN	5	▲	-	+5
	Truancy	TR	5	▲	+66.7%	+2
	Foster Care Review	FC	3	▲	+200.0%	+2
	Initial Foster Care	IF	3	↔		-
	Non-Family Abuse Protective Order	AP	3	▲	-	+3
	Paternity	PT	3	▲	+50.0%	+1
	Child In Need of Services	CS	2	▲	-	+2
	Felony	DF	1	↔		-
	Permanency Planning	PH	1	▲	-	+1
	Status	ST	1	↔		-
	Civil Violation	CI	0	▼	-100.0%	-1
	Motion - Protective Order	MP	0	▼	-100.0%	-2
	Show Cause	SC	0	▼	-100.0%	-1
	Total		139	▼	-11.5%	-18
	GRAND TOTAL		242	▼	-11.4%	-31

Filings by Major Case Category**

Category	Summary	Change	% Change	Absolute Change
Adult Criminal	53	▲	-3.6%	-2
Child Dependency	18	▲	+350.0%	+14
Child in Need of Services/Supervision	7	▲	+133.3%	+4
Custody and Visitation	68	▲	-35.8%	-38
Delinquency	21	▼	+10.5%	+2
Juvenile Miscellaneous	1	↔		0
New to Workload Study	0	▼	-100.0%	-1
Other	29	▼	-19.4%	-7
Protective Orders	8	▲	-33.3%	-4
Support	28	▲	+21.7%	+5
Traffic	9	▼	-30.8%	-4
	GRAND TOTAL		-11.4%	-31

* Compared to same time period as previous year
 2/15/2024 10:10:54AM

** Case Type Categories are defined in the 2017 Virginia Judicial Workload Assessment
 Source: SCV-SQL-Information

2024 Overall GRAND TOTAL		Distribution of Caseload		Change*		Percentage (%) of Caseload		
238 +11 4.8% 	Adult	111	47%	4.7% ▲	+5	Adult	2023	2024
	Juvenile	127	53%	5.0% ▲	+6	Juvenile	46.7%	46.6%
GRAND TOTAL		238	100%	4.8% ▲	+11	GRAND TOTAL	100%	100%

Filings by Division & Code

Division	Case Type Description	Code	Summary	Change	% Change	Absolute Change
Adult	Misdemeanor	CM	27	▼	-32.5%	-13
	Other	OT	25	▲	+66.7%	+10
	Civil Support	VS	17	▲	+54.5%	+6
	Felony	CF	13	▲	+85.7%	+6
	Capias	CA	9	▲	+50.0%	+3
	Show Cause	SC	8	▼	-50.0%	-8
	Family Abuse - Protective Order	FP	5	▼	-16.7%	-1
	Motion - Protective Order	MP	2	▲	+100.0%	+1
	Remand Support	RS	2	▲	-	+2
	Violation of Protective Order	PV	2	▲	+100.0%	+1
	Protective Order	PC	1	↔	-	-
	Non-Family Abuse Protective Order	AP	0	▼	-100.0%	-1
	Violation Family Abuse Protective Order	PS	0	▼	-100.0%	-1
Total			111	▲	4.7%	+5
Juvenile	Custody Visitation	CV	79	▲	+29.5%	+18
	Misdemeanor	DM	13	▼	-27.8%	-5
	Traffic	T	6	▼	-45.5%	-5
	Abuse and Neglect	AN	5	▲	+66.7%	+2
	Felony	DF	4	▲	+33.3%	+1
	Permanency Planning	PH	3	▲	-	+3
	Civil Violation	CI	2	▲	-	+2
	Foster Care Review	FC	2	▲	-	+2
	Initial Foster Care	IF	2	▲	-	+2
	Special Immigrant Juvenile Status	SI	2	▲	-	+2
	Terminate Parental Rights	TP	2	▼	-60.0%	-3
	Truancy	TR	2	▼	-77.8%	-7
	Emergency Custody Order	EC	1	↔	-	-
	Motion - Protective Order	MP	1	▲	-	+1
	Non-Family Abuse Protective Order	AP	1	↔	-	-
	Paternity	PT	1	▼	-83.3%	-5
	Show Cause	SC	1	▲	-	+1
	Other	OT	0	▼	-100.0%	-1
	Temporary Detention Order	TD	0	▼	-100.0%	-2
	Total			127	▲	5.0%
GRAND TOTAL			238	▲	4.8%	+11

Filings by Major Case Category**

Category	Summary	Change	% Change	Absolute Change
Adult Criminal	59	▲	-11.9%	-8
Child Dependency	14	▲	+75.0%	+6
Child in Need of Services/Supervision	2	▼	-77.8%	-7
Custody and Visitation	80	▼	+19.4%	+13
Delinquency	18	▲	-14.3%	-3
New to Workload Study	4	▲	-	+4
Other	28	▲	+47.4%	+9
Protective Orders	9	▲	-	0
Support	18	▼	+12.5%	+2
Traffic	6	▼	-45.5%	-5

* Compared to same time period as previous year
 2/15/2024 10:10:54AM

** Case Type Categories are defined in the 2017 Virginia Judicial Workload Assessment
 Source: SCV-SQL-Information

GRAND TOTAL

238

▲

4.8%

+11

2024 Overall GRAND TOTAL		Distribution of Caseload		Change*		Percentage (%) of Caseload		
2024	5	Adult	3	60%	-40.0%	-2	2023	2024
2023	-6	Juvenile	2	40%	-66.7%	-4	45.5%	60.0%
	-54.5%	GRAND TOTAL	5	100%	-54.5%	-6	54.5%	40.0%
							100%	100%

Filings by Division & Code

Division	Case Type Description	Code	Summary	Change	% Change	Absolute Change
Adult	Civil Support	VS	1	▲	-	+1
	Misdemeanor	CM	1	↔	-	-
	Other	OT	1	▼	-66.7%	-2
	Show Cause	SC	0	▼	-100.0%	-1
	Total		3	▼	-40.0%	-2
Juvenile	Status	ST	1	▲	-	+1
	Voluntary Continuing Services and Support Agreen	VA	1	▲	-	+1
	Custody Visitation	CV	0	▼	-100.0%	-4
	Traffic	T	0	▼	-100.0%	-2
	Total		2	▼	-66.7%	-4
GRAND TOTAL			5	▼	-54.5%	-6

Filings by Major Case Category**

Category	Summary	Change	% Change	Absolute Change	
Adult Criminal	1	↔	-	0	
Child Dependency	1	▲	-	+1	
Custody and Visitation	0	▼	-100.0%	-4	
Juvenile Miscellaneous	1	▲	-	+1	
Other	1	▼	-66.7%	-2	
Support	1	▲	-	0	
Traffic	0	▼	-100.0%	-2	
GRAND TOTAL		5	▼	-54.5%	-6

* Compared to same time period as previous year
 2/15/2024 10:10:54AM

** Case Type Categories are defined in the 2017 Virginia Judicial Workload Assessment
 Source: SCV-SQL-Information

2024 Overall GRAND TOTAL		Distribution of Caseload		Change*		Percentage (%) of Caseload		
116 -39 -25.2% 	Adult	38	33%	-32.1%	▼	-18	2023	2024
	Juvenile	78	67%	-21.2%	▼	-21	36.1%	32.8%
GRAND TOTAL		116	100%	-25.2%	▼	-39	100%	100%

Filings by Division & Code

Division	Case Type Description	Code	Summary	Change	% Change	Absolute Change
Adult	Show Cause	SC	11	▲		-
	Civil Support	VS	8	▲	+166.7%	+5
	Misdemeanor	CM	6	▼	-70.0%	-14
	Family Abuse - Protective Order	FP	5	▼	-16.7%	-1
	Other	OT	4	▼	-55.6%	-5
	Capias	CA	2	▼	-50.0%	-2
	Violation of Protective Order	PV	2	▲	-	+2
	Felony	CF	0	▼	-100.0%	-1
	Motion - Protective Order	MP	0	▼	-100.0%	-1
	Remand Support	RS	0	▼	-100.0%	-1
	Total		38	▼	-32.1%	-18
Juvenile	Custody Visitation	CV	55	▼	-6.8%	-4
	Permanency Planning	PH	6	▲	+50.0%	+2
	Abuse and Neglect	AN	5	▲	+25.0%	+1
	Traffic	T	3	▼	-62.5%	-5
	Misdemeanor	DM	2	↔		-
	Felony	DF	1	▲	-	+1
	Foster Care Review	FC	1	▼	-87.5%	-7
	Initial Foster Care	IF	1	↔		-
	Motion - Protective Order	MP	1	▲	-	+1
	Paternity	PT	1	▼	-50.0%	-1
	Temporary Detention Order	TD	1	▼	-66.7%	-2
	Voluntary Continuing Services and Support Agreem	VA	1	▲	-	+1
	Qualified Residential Treatment	QR	0	▼	-100.0%	-2
	Remand Custody	RC	0	▼	-100.0%	-2
	Remand Visitation	RV	0	▼	-100.0%	-2
	Show Cause	SC	0	▼	-100.0%	-1
	Status	ST	0	▼	-100.0%	-1
		Total		78	▼	-21.2%
GRAND TOTAL			116	▼	-25.2%	-39

Filings by Major Case Category**

Category	Summary	Change	% Change	Absolute Change
Adult Criminal	19	▲	-45.7%	-16
Child Dependency	14	▲	-26.3%	-5
Custody and Visitation	56	▼	-8.2%	-5
Delinquency	3	▲		0
Juvenile Miscellaneous	0	▼	-100.0%	-1
Other	5	▼	-70.6%	-12
Protective Orders	6	▲	-14.3%	-1
Support	10	▲	+150.0%	+6
Traffic	3	▼	-62.5%	-5
GRAND TOTAL	116	▼	-25.2%	-39

2024 Overall GRAND TOTAL		Distribution of Caseload		Change*		Percentage (%) of Caseload			
64 +11 20.8% 	Adult	28	44%	-3.4%	▼	-1	2023	54.7%	43.8%
	Juvenile	36	56%	50.0%	▲	+12	2024	45.3%	56.3%
GRAND TOTAL		64	100%	20.8%	▲	+11	GRAND TOTAL	100%	100%

Filings by Division & Code

Division	Case Type Description	Code	Summary	Change	% Change	Absolute Change
Adult	Misdemeanor	CM	12	▲	+71.4%	+5
	Other	OT	6	▲	+20.0%	+1
	Remand Support	RS	4	▲	-	+4
	Show Cause	SC	3	▼	-40.0%	-2
	Civil Support	VS	2	▼	-33.3%	-1
	Family Abuse - Protective Order	FP	1	▼	-80.0%	-4
	Felony	CF	0	▼	-100.0%	-2
	Motion - Protective Order	MP	0	▼	-100.0%	-1
	Non-Family Abuse Protective Order	AP	0	▼	-100.0%	-1
	Total			28	▼	-3.4%
Juvenile	Custody Visitation	CV	16	▲	+100.0%	+8
	Remand Custody	RC	8	▲	-	+8
	Remand Visitation	RV	8	▲	-	+8
	Abuse and Neglect	AN	3	▼	-40.0%	-2
	Traffic	T	1	▼	-50.0%	-1
	Civil Violation	CI	0	▼	-100.0%	-1
	Felony	DF	0	▼	-100.0%	-1
	Foster Care Review	FC	0	▼	-100.0%	-2
	Paternity	PT	0	▼	-100.0%	-1
	Permanency Planning	PH	0	▼	-100.0%	-1
	Status	ST	0	▼	-100.0%	-1
	Truancy	TR	0	▼	-100.0%	-1
	Voluntary Continuing Services and Support Agreem	VA	0	▼	-100.0%	-1
	Total			36	▲	50.0%
GRAND TOTAL			64	▲	20.8%	+11

Filings by Major Case Category**

Category	Summary	Change	% Change	Absolute Change	
Adult Criminal	15	▼	+15.4%	+2	
Child Dependency	3	▼	-66.7%	-6	
Child in Need of Services/Supervision	0	▼	-100.0%	-1	
Custody and Visitation	16	↔	+77.8%	+7	
Delinquency	0	▼	-100.0%	-1	
Juvenile Miscellaneous	0	▼	-100.0%	-1	
New to Workload Study	0	▼	-100.0%	-1	
Other	26	▲	+420.0%	+21	
Protective Orders	1	▼	-85.7%	-6	
Support	2	▼	-50.0%	-2	
Traffic	1	▼	-50.0%	-1	
GRAND TOTAL		64	▲	20.8%	+11

* Compared to same time period as previous year
 2/15/2024 10:10:54AM

** Case Type Categories are defined in the 2017 Virginia Judicial Workload Assessment
 Source: SCV-SQL-Information

2024 Overall GRAND TOTAL		Distribution of Caseload		Change*		Percentage (%) of Caseload		
62	-20 -24.4%	Adult	22 35%	-55.1% ▼	-27	Adult	2023 59.8%	2024 35.5%
2024		Juvenile	40 65%	21.2% ▲	+7	Juvenile	40.2%	64.5%
2023		GRAND TOTAL	62 100%	-24.4% ▼	-20	GRAND TOTAL	100%	100%

Filings by Division & Code

Division	Case Type Description	Code	Summary	Change	% Change	Absolute Change
Adult	Other	OT	9	▲	-	-
	Misdemeanor	CM	5	▼	-68.8%	-11
	Show Cause	SC	3	▼	-50.0%	-3
	Family Abuse - Protective Order	FP	2	▼	-50.0%	-2
	Capias	CA	1	▼	-83.3%	-5
	Felony	CF	1	▼	-66.7%	-2
	Violation of Protective Order	PV	1	▲	-	+1
	Civil Support	VS	0	▼	-100.0%	-4
	Motion - Protective Order	MP	0	▼	-100.0%	-1
	Total		22	▼	-55.1%	-27
Juvenile	Terminate Parental Rights	TP	14	▲	-	+14
	Permanency Planning	PH	10	▲	-	+10
	Misdemeanor	DM	7	▲	+133.3%	+4
	Custody Visitation	CV	6	▼	-62.5%	-10
	Initial Foster Care	IF	1	↔	-	-
	Non-Family Abuse Protective Order	AP	1	▲	-	+1
	Temporary Detention Order	TD	1	▲	-	+1
	Abuse and Neglect	AN	0	▼	-100.0%	-1
	Civil Violation	CI	0	▼	-100.0%	-1
	Emancipation	EP	0	▼	-100.0%	-1
	Foster Care Review	FC	0	▼	-100.0%	-2
	Motion - Protective Order	MP	0	▼	-100.0%	-2
	Qualified Residential Treatment	QR	0	▼	-100.0%	-1
	Traffic	T	0	▼	-100.0%	-5
	Total		40	▲	21.2%	+7
GRAND TOTAL			62	▼	-24.4%	-20

Filings by Major Case Category**

Category	Summary	Change	% Change	Absolute Change	
Adult Criminal	11	▲	-62.1%	-18	
Child Dependency	25	▲	+400.0%	+20	
Custody and Visitation	6	▼	-62.5%	-10	
Delinquency	7	▲	+133.3%	+4	
Juvenile Miscellaneous	0	▼	-100.0%	-1	
New to Workload Study	0	▼	-100.0%	-1	
Other	10	▲	+11.1%	+1	
Protective Orders	3	▲	-57.1%	-4	
Support	0	▼	-100.0%	-6	
Traffic	0	▼	-100.0%	-5	
GRAND TOTAL		62	▼	-24.4%	-20

* Compared to same time period as previous year
 2/15/2024 10:10:54AM

** Case Type Categories are defined in the 2017 Virginia Judicial Workload Assessment
 Source: SCV-SQL-Information

2024 Overall GRAND TOTAL		Distribution of Caseload			Change*		Percentage (%) of Caseload		
144 +62 75.6% 	Adult	36	25%	-2.7% ▼	-1	Adult	2023	2024	
	Juvenile	108	75%	140.0% ▲	+63	Juvenile	45.1%	25.0%	
GRAND TOTAL		144	100%	75.6% ▲	+62	GRAND TOTAL	100%	100%	

Filings by Division & Code

Division	Case Type Description	Code	Summary	Change	% Change	Absolute Change
Adult	Misdemeanor	CM	8	▲	+300.0%	+6
	Civil Support	VS	6	▼	-14.3%	-1
	Show Cause	SC	6	↔		-
	Family Abuse - Protective Order	FP	5	▼	-16.7%	-1
	Other	OT	5	↔		-
	Capias	CA	2	▲	-33.3%	-1
	Non-Family Abuse Protective Order	AP	2	▲	+100.0%	+1
	Felony	CF	1	▼	-80.0%	-4
	Violation of Protective Order	PV	1	▲	-	+1
	Motion - Protective Order	MP	0	▼	-100.0%	-2
	Total			36	▼	-2.7%
Juvenile	Custody Visitation	CV	77	▲	+266.7%	+56
	Misdemeanor	DM	4	▲	+100.0%	+2
	Non-Family Abuse Protective Order	AP	4	▲	-	+4
	Permanency Planning	PH	4	▲	+33.3%	+1
	Motion - Protective Order	MP	3	▲	-	+3
	Child In Need of Services	CS	2	▲	-	+2
	Foster Care Review	FC	2	▲	+100.0%	+1
	Other	OT	2	▲	-	+2
	Paternity	PT	2	↔		-
	Relief of Custody	CR	2	▲	-	+2
	Terminate Parental Rights	TP	2	▲	-	+2
	Abuse and Neglect	AN	1	▼	-50.0%	-1
	Felony	DF	1	▲	-	+1
	Temporary Detention Order	TD	1	▲	-	+1
	Traffic	T	1	▼	-87.5%	-7
	Qualified Residential Treatment	QR	0	▼	-100.0%	-1
	Remand Custody	RC	0	▼	-100.0%	-2
	Remand Visitation	RV	0	▼	-100.0%	-2
	Show Cause	SC	0	▼	-100.0%	-1
	Total			108	▲	140.0%
GRAND TOTAL			144	▲	75.6%	+62

Filings by Major Case Category**

Category	Summary	Change	% Change	Absolute Change
Adult Criminal	14	▲		0
Child Dependency	11	▲	+57.1%	+4
Child in Need of Services/Supervision	2	▲	-	+2
Custody and Visitation	79	▲	+243.5%	+56
Delinquency	5	▲	+66.7%	+2
Other	8	▲	-11.1%	-1
Protective Orders	14	▲	+55.6%	+5
Support	10	▲	+11.1%	+1
Traffic	1	▼	-87.5%	-7
GRAND TOTAL	144	▲	75.6%	+62

* Compared to same time period as previous year
 2/15/2024 10:10:54AM

** Case Type Categories are defined in the 2017 Virginia Judicial Workload Assessment
 Source: SCV-SQL-Information

2024 Overall GRAND TOTAL		Distribution of Caseload		Change*		Percentage (%) of Caseload		
76	+24 46.2%	Adult	33 43%	-13.2% ▼	-5	Adult	2023 73.1%	2024 43.4%
2024		Juvenile	43 57%	207.1% ▲	+29	Juvenile	26.9%	56.6%
2023		GRAND TOTAL	76 100%	46.2% ▲	+24	GRAND TOTAL	100%	100%

Filings by Division & Code

Division	Case Type Description	Code	Summary	Change	% Change	Absolute Change
Adult	Misdemeanor	CM	7	▼	-46.2%	-6
	Other	OT	7	▲	+133.3%	+4
	Show Cause	SC	6	↔		-
	Civil Support	VS	5	▲	+400.0%	+4
	Felony	CF	4	▲	+100.0%	+2
	Capias	CA	1	↔		-
	Family Abuse - Protective Order	FP	1	▼	-90.0%	-9
	Motion - Protective Order	MP	1	↔		-
	Violation Family Abuse Protective Order	PS	1	▲	-	+1
	Non-Family Abuse Protective Order	AP	0	▼	-100.0%	-1
	Total			33	▼	-13.2%
Juvenile	Custody Visitation	CV	28	▲	+833.3%	+25
	Foster Care Review	FC	4	▲	+100.0%	+2
	Abuse and Neglect	AN	2	▲	+100.0%	+1
	Initial Foster Care	IF	2	▲	+100.0%	+1
	Misdemeanor	DM	2	▼	-33.3%	-1
	Permanency Planning	PH	2	▲	+100.0%	+1
	Motion - Protective Order	MP	1	▲	-	+1
	Paternity	PT	1	▲	-	+1
	Temporary Detention Order	TD	1	▲	-	+1
	Traffic	T	0	▼	-100.0%	-3
Total			43	▲	207.1%	+29
GRAND TOTAL			76	▲	46.2%	+24

Filings by Major Case Category**

Category	Summary	Change	% Change	Absolute Change
Adult Criminal	19	▲	-13.6%	-3
Child Dependency	10	▲	+100.0%	+5
Custody and Visitation	29	▲	+866.7%	+26
Delinquency	2	▼	-33.3%	-1
Other	8	▲	+166.7%	+5
Protective Orders	3	▲	-75.0%	-9
Support	5	▲	+400.0%	+4
Traffic	0	▼	-100.0%	-3
GRAND TOTAL	76	▲	46.2%	+24

2024 Overall GRAND TOTAL		Distribution of Caseload		Change*		Percentage (%) of Caseload			
334 +10 3.1% 		Adult	160	48%	-1.8% ▼	-3	Adult	50.3%	47.9%
		Juvenile	174	52%	8.1% ▲	+13	Juvenile	49.7%	52.1%
		GRAND TOTAL	334	100%	3.1% ▲	+10	GRAND TOTAL	100%	100%

Filings by Division & Code

Division	Case Type Description	Code	Summary	Change	% Change	Absolute Change
Adult	Misdemeanor	CM	39	▼	-35.0%	-21
	Show Cause	SC	37	▲	+208.3%	+25
	Other	OT	27	▼	-10.0%	-3
	Civil Support	VS	25	▲	+47.1%	+8
	Felony	CF	14	▼	-17.6%	-3
	Family Abuse - Protective Order	FP	8	▼	-60.0%	-12
	Non-Family Abuse Protective Order	AP	5	▲	-	+5
	Capias	CA	3	▼	-40.0%	-2
	Motion - Protective Order	MP	1	↔	-	-
	Violation of Protective Order	PV	1	▲	-	+1
	Remand Support	RS	0	▼	-100.0%	-1
	Total		160	▼	-1.8%	-3
Juvenile	Custody Visitation	CV	63	▼	-34.4%	-33
	Felony	DF	38	▲	+533.3%	+32
	Misdemeanor	DM	33	▲	+65.0%	+13
	Abuse and Neglect	AN	9	▲	+350.0%	+7
	Traffic	T	8	▼	-33.3%	-4
	Motion - Protective Order	MP	7	▲	+600.0%	+6
	Civil Violation	CI	4	▲	+300.0%	+3
	Non-Family Abuse Protective Order	AP	3	▲	-	+3
	Truancy	TR	3	▼	-50.0%	-3
	Remand Custody	RC	2	▼	-71.4%	-5
	Child In Need of Services	CS	1	▲	-	+1
	Foster Care Review	FC	1	▲	-	+1
	Paternity	PT	1	↔	-	-
	Show Cause	SC	1	↔	-	-
	Emergency Custody Order	EC	0	▼	-100.0%	-1
	Permanency Planning	PH	0	▼	-100.0%	-1
	Relief of Custody	CR	0	▼	-100.0%	-2
	Remand Visitation	RV	0	▼	-100.0%	-2
	Temporary Detention Order	TD	0	▼	-100.0%	-2
	Total		174	▲	8.1%	+13
	GRAND TOTAL		334	▲	3.1%	+10

Filings by Major Case Category**

Category	Summary	Change	% Change	Absolute Change
Adult Criminal	90	▲		0
Child Dependency	10	▲	+100.0%	+5
Child in Need of Services/Supervision	4	▲	-33.3%	-2
Custody and Visitation	64	▼	-34.0%	-33
Delinquency	72	▲	+166.7%	+45
New to Workload Study	4	▲	+300.0%	+3
Other	29	▼	-32.6%	-14
Protective Orders	24	▲	+9.1%	+2
Support	29	▲	+38.1%	+8
Traffic	8	▼	-33.3%	-4
	GRAND TOTAL	▲	3.1%	+10

* Compared to same time period as previous year
 2/15/2024 10:10:54AM

** Case Type Categories are defined in the 2017 Virginia Judicial Workload Assessment
 Source: SCV-SQL-Information

2024 Overall GRAND TOTAL		Distribution of Caseload			Change*		Percentage (%) of Caseload		
211 +11 5.5% 	Adult	117	55%	44.4% ▲	+36	Adult	2023	2024	
	Juvenile	94	45%	-21.0% ▼	-25	Juvenile	40.5%	55.5%	
GRAND TOTAL		211	100%	5.5% ▲	+11	GRAND TOTAL	100%	100%	

Filings by Division & Code

Division	Case Type Description	Code	Summary	Change	% Change	Absolute Change
Adult	Other	OT	26	▲	+30.0%	+6
	Show Cause	SC	24	▲	+20.0%	+4
	Civil Support	VS	22	▲	+57.1%	+8
	Misdemeanor	CM	21	▲	+162.5%	+13
	Family Abuse - Protective Order	FP	12	▲	+140.0%	+7
	Capias	CA	5	▼	-44.4%	-4
	Felony	CF	3	▲	-	+3
	Violation of Protective Order	PV	3	↔	-	-
	Motion - Protective Order	MP	1	↔	-	-
	Remand Support	RS	0	▼	-100.0%	-1
Total			117	▲	44.4%	+36
Juvenile	Custody Visitation	CV	61	▼	-7.6%	-5
	Misdemeanor	DM	7	▼	-41.7%	-5
	Motion - Protective Order	MP	4	▼	-63.6%	-7
	Traffic	T	4	▲	+300.0%	+3
	Abuse and Neglect	AN	3	▲	-	+3
	Paternity	PT	3	▲	+200.0%	+2
	Truancy	TR	3	▲	+50.0%	+1
	Felony	DF	2	▲	-	+2
	Foster Care Review	FC	2	↔	-	-
	Capias	CA	1	▲	-	+1
	Child In Need of Services	CS	1	↔	-	-
	Civil Violation	CI	1	▲	-	+1
	Temporary Detention Order	TD	1	▼	-50.0%	-1
	Voluntary Continuing Services and Support Agree	VA	1	↔	-	-
	Initial Foster Care	IF	0	▼	-100.0%	-6
	Mental Commitment	MC	0	▼	-100.0%	-1
	Non-Family Abuse Protective Order	AP	0	▼	-100.0%	-6
	Other	OT	0	▼	-100.0%	-1
	Permanency Planning	PH	0	▼	-100.0%	-3
	Relief of Custody	CR	0	▼	-100.0%	-2
Status	ST	0	▼	-100.0%	-1	
Total			94	▼	-21.0%	-25
GRAND TOTAL			211	▲	5.5%	+11

Filings by Major Case Category**

Category	Summary	Change	% Change	Absolute Change
Adult Criminal	50	▲	+47.1%	+16
Child Dependency	6	▲	-57.1%	-8
Child in Need of Services/Supervision	4	▲	+33.3%	+1
Custody and Visitation	64	▲	-4.5%	-3
Delinquency	10	▲	-16.7%	-2
Juvenile Miscellaneous	0	▼	-100.0%	-1
New to Workload Study	1	▲	-	+1
Other	27	▲	+8.0%	+2
Protective Orders	17	▼	-26.1%	-6
Support	28	▲	+40.0%	+8

* Compared to same time period as previous year
 2/15/2024 10:10:54AM

** Case Type Categories are defined in the 2017 Virginia Judicial Workload Assessment
 Source: SCV-SQL-Information

Traffic		4	▲	+300.0%	+3
	GRAND TOTAL	211	▲	5.5%	+11

2024 Overall GRAND TOTAL		Distribution of Caseload		Change*		Percentage (%) of Caseload		
98 +25 34.2% 	Adult Juvenile GRAND TOTAL	41	42%	2.5% ▲	+1	54.8%	41.8%	
		57	58%	72.7% ▲	+24	45.2%	58.2%	
		98	100%	34.2% ▲	+25	100%	100%	

Filings by Division & Code

Division	Case Type Description	Code	Summary	Change	% Change	Absolute Change	
Adult	Misdemeanor	CM	11	↔		-	
	Other	OT	11	▲	+37.5%	+3	
	Civil Support	VS	7	▼	-36.4%	-4	
	Show Cause	SC	5	▲	+400.0%	+4	
	Felony	CF	3	▲	+50.0%	+1	
	Family Abuse - Protective Order	FP	2	▼	-60.0%	-3	
	Motion - Protective Order	MP	1	▲	-	+1	
	Violation of Protective Order	PV	1	▲	-	+1	
	Capias	CA	0	▼	-100.0%	-2	
		Total		41	▲	2.5%	+1
Juvenile	Custody Visitation	CV	44	▲	+175.0%	+28	
	Abuse and Neglect	AN	4	▲	+100.0%	+2	
	Paternity	PT	2	▲	+100.0%	+1	
	Terminate Parental Rights	TP	2	▲	-	+2	
	Truancy	TR	2	▲	-	+2	
	Civil Violation	CI	1	▼	-50.0%	-1	
	Foster Care Review	FC	1	▼	-66.7%	-2	
	Permanency Planning	PH	1	▲	-	+1	
	Felony	DF	0	▼	-100.0%	-2	
	Misdemeanor	DM	0	▼	-100.0%	-4	
	Relief of Custody	CR	0	▼	-100.0%	-1	
	Temporary Detention Order	TD	0	▼	-100.0%	-2	
		Total		57	▲	72.7%	+24
		GRAND TOTAL		98	▲	34.2%	+25

Filings by Major Case Category**

Category	Summary	Change	% Change	Absolute Change
Adult Criminal	19	▲	+35.7%	+5
Child Dependency	8	▲	+33.3%	+2
Child in Need of Services/Supervision	2	▲	-	+2
Custody and Visitation	46	▲	+170.6%	+29
Delinquency	0	▼	-100.0%	-6
New to Workload Study	1	▼	-50.0%	-1
Other	11	▼	+10.0%	+1
Protective Orders	3	▲	-40.0%	-2
Support	8	▼	-38.5%	-5
	GRAND TOTAL	▲	34.2%	+25

* Compared to same time period as previous year
 2/15/2024 10:10:54AM

** Case Type Categories are defined in the 2017 Virginia Judicial Workload Assessment
 Source: SCV-SQL-Information

2024 Overall GRAND TOTAL		Distribution of Caseload			Change*		Percentage (%) of Caseload		
160 -38 -19.2% 	Adult	85	53%	-1.2%	▼	-1	Adult	43.4%	53.1%
	Juvenile	75	47%	-33.0%	▼	-37	Juvenile	56.6%	46.9%
GRAND TOTAL		160	100%	-19.2%	▼	-38	GRAND TOTAL	100%	100%

Filings by Division & Code

Division	Case Type Description	Code	Summary	Change	% Change	Absolute Change	
Adult	Civil Support	VS	20	▲	+100.0%	+10	
	Misdemeanor	CM	18	▼	-18.2%	-4	
	Other	OT	17	▼	-10.5%	-2	
	Show Cause	SC	11	▼	-45.0%	-9	
	Felony	CF	9	▲	+200.0%	+6	
	Family Abuse - Protective Order	FP	5	▼	-28.6%	-2	
	Violation of Protective Order	PV	3	▼	-25.0%	-1	
	Capias	CA	1	▲	-	+1	
	Motion - Protective Order	MP	1	↔	-	-	
	Total			85	▼	-1.2%	-1
Juvenile	Custody Visitation	CV	48	▼	-41.5%	-34	
	Abuse and Neglect	AN	9	▲	+80.0%	+4	
	Foster Care Review	FC	7	▲	-	+7	
	Misdemeanor	DM	6	▲	+100.0%	+3	
	Status	ST	2	▼	-75.0%	-6	
	Child In Need of Services	CS	1	▲	-	+1	
	Temporary Detention Order	TD	1	▲	-	+1	
	Traffic	T	1	▼	-50.0%	-1	
	Child at Risk	RI	0	▼	-100.0%	-8	
	Initial Foster Care	IF	0	▼	-100.0%	-1	
	Paternity	PT	0	▼	-100.0%	-2	
	Permanency Planning	PH	0	▼	-100.0%	-1	
	Total			75	▼	-33.0%	-37
	GRAND TOTAL			160	▼	-19.2%	-38

Filings by Major Case Category**

Category	Summary	Change	% Change	Absolute Change	
Adult Criminal	41	▲	+13.9%	+5	
Child Dependency	16	▲	+6.7%	+1	
Child in Need of Services/Supervision	1	▲	-	+1	
Custody and Visitation	48	▼	-42.9%	-36	
Delinquency	6	▲	+100.0%	+3	
Juvenile Miscellaneous	2	▼	-75.0%	-6	
Other	18	▲	-5.3%	-1	
Protective Orders	6	▼	-25.0%	-2	
Support	21	▲	-8.7%	-2	
Traffic	1	▼	-50.0%	-1	
GRAND TOTAL		160	▼	-19.2%	-38

* Compared to same time period as previous year
 2/15/2024 10:10:54AM

** Case Type Categories are defined in the 2017 Virginia Judicial Workload Assessment
 Source: SCV-SQL-Information

2024 Overall GRAND TOTAL		Distribution of Caseload		Change*		Percentage (%) of Caseload					
<p>2024 178 +3 1.7%</p> <p>2023 175</p>	Adult	83	47%	-21.0%	▼	-22	Adult	2023	60.0%	2024	46.6%
	Juvenile	95	53%	35.7%	▲	+25	Juvenile	40.0%	53.4%		
	GRAND TOTAL	178	100%	1.7%	▲	+3	GRAND TOTAL	100%	100%		

Filings by Division & Code

Division	Case Type Description	Code	Summary	Change	% Change	Absolute Change
Adult	Misdemeanor	CM	46	▲	+43.8%	+14
	Other	OT	12	▼	-33.3%	-6
	Capias	CA	6	▲	+100.0%	+3
	Show Cause	SC	6	▼	-53.8%	-7
	Felony	CF	5	▼	-28.6%	-2
	Family Abuse - Protective Order	FP	3	▼	-57.1%	-4
	Remand Support	RS	3	▲	-	+3
	Civil Support	VS	2	▼	-92.0%	-23
	Total		83	▼	-21.0%	-22
Juvenile	Custody Visitation	CV	49	▲	+22.5%	+9
	Status	ST	12	▲	+300.0%	+9
	Remand Custody	RC	7	▲	-	+7
	Remand Visitation	RV	7	▲	-	+7
	Foster Care Review	FC	6	▲	+100.0%	+3
	Misdemeanor	DM	4	▲	+100.0%	+2
	Permanency Planning	PH	4	▼	-55.6%	-5
	Abuse and Neglect	AN	2	▲	-	+2
	Felony	DF	1	↔	-	-
	Paternity	PT	1	▼	-50.0%	-1
	Traffic	T	1	▼	-75.0%	-3
	Voluntary Continuing Services and Support Agree	VA	1	▼	-50.0%	-1
	Child In Need of Services	CS	0	▼	-100.0%	-1
	Initial Foster Care	IF	0	▼	-100.0%	-1
	Terminate Parental Rights	TP	0	▼	-100.0%	-2
	Total		95	▲	35.7%	+25
GRAND TOTAL			178	▲	1.7%	+3

Filings by Major Case Category**

Category	Summary	Change	% Change	Absolute Change	
Adult Criminal	63	▲	+18.9%	+10	
Child Dependency	13	▲	-23.5%	-4	
Child in Need of Services/Supervision	0	▼	-100.0%	-1	
Custody and Visitation	50	▼	+19.0%	+8	
Delinquency	5	▲	+66.7%	+2	
Juvenile Miscellaneous	12	▲	+300.0%	+9	
Other	29	▲	+61.1%	+11	
Protective Orders	3	▼	-57.1%	-4	
Support	2	▼	-92.6%	-25	
Traffic	1	▼	-75.0%	-3	
GRAND TOTAL		178	▲	1.7%	+3

* Compared to same time period as previous year
 2/15/2024 10:10:54AM

** Case Type Categories are defined in the 2017 Virginia Judicial Workload Assessment
 Source: SCV-SQL-Information

2024 Overall GRAND TOTAL		Distribution of Caseload		Change*		Percentage (%) of Caseload			
310	+33 11.9%	Adult	178	57%	23.6% ▲	+34	Adult	52.0%	57.4%
2024		Juvenile	132	43%	-0.8% ▼	-1	Juvenile	48.0%	42.6%
2023		GRAND TOTAL	310	100%	11.9% ▲	+33	GRAND TOTAL	100%	100%

Filings by Division & Code

Division	Case Type Description	Code	Summary	Change	% Change	Absolute Change
Adult	Show Cause	SC	72	▲	+260.0%	+52
	Misdemeanor	CM	38	▲	+22.6%	+7
	Other	OT	31	▲	+10.7%	+3
	Civil Support	VS	16	▲	+14.3%	+2
	Felony	CF	7	▼	-61.1%	-11
	Capias	CA	6	▼	-64.7%	-11
	Family Abuse - Protective Order	FP	5	▼	-44.4%	-4
	Motion - Protective Order	MP	1	▼	-50.0%	-1
	Non-Family Abuse Protective Order	AP	1	▲	-	+1
	Remand Support	RS	1	▼	-66.7%	-2
	Violation of Protective Order	PV	0	▼	-100.0%	-2
	Total		178	▲	23.6%	+34
Juvenile	Custody Visitation	CV	73	▲	+9.0%	+6
	Status	ST	12	▼	-20.0%	-3
	Permanency Planning	PH	10	▲	-	+10
	Paternity	PT	8	▲	+300.0%	+6
	Misdemeanor	DM	7	▼	-30.0%	-3
	Motion - Protective Order	MP	7	▼	-46.2%	-6
	Foster Care Review	FC	5	▲	+25.0%	+1
	Felony	DF	2	▲	+100.0%	+1
	Temporary Detention Order	TD	2	▲	-	+2
	Traffic	T	2	▼	-33.3%	-1
	Emergency Custody Order	EC	1	▲	-	+1
	Non-Family Abuse Protective Order	AP	1	▲	-	+1
	Remand Custody	RC	1	▼	-66.7%	-2
	Remand Visitation	RV	1	▼	-66.7%	-2
	Abuse and Neglect	AN	0	▼	-100.0%	-5
	Entrustment	ET	0	▼	-100.0%	-2
	Initial Foster Care	IF	0	▼	-100.0%	-4
	Relief of Custody	CR	0	▼	-100.0%	-1
	Total		132	▼	-0.8%	-1
GRAND TOTAL			310	▲	11.9%	+33

Filings by Major Case Category**

Category	Summary	Change	% Change	Absolute Change		
Adult Criminal	118	▲	+37.2%	+32		
Child Dependency	15	▲	-6.3%	-1		
Custody and Visitation	81	▲	+17.4%	+12		
Delinquency	9	▲	-18.2%	-2		
Juvenile Miscellaneous	12	▼	-20.0%	-3		
Other	37	▲	-	0		
Protective Orders	15	▲	-37.5%	-9		
Support	21	▲	+31.3%	+5		
Traffic	2	▼	-33.3%	-1		
GRAND TOTAL			310	▲	11.9%	+33

* Compared to same time period as previous year
 2/15/2024 10:10:54AM

** Case Type Categories are defined in the 2017 Virginia Judicial Workload Assessment
 Source: SCV-SQL-Information

2024 Overall GRAND TOTAL		Distribution of Caseload		Change*		Percentage (%) of Caseload			
318 +67 26.7% 		Adult	186	58%	35.8% ▲	+49	Adult	54.6%	58.5%
		Juvenile	132	42%	15.8% ▲	+18	Juvenile	45.4%	41.5%
		GRAND TOTAL	318	100%	26.7% ▲	+67	GRAND TOTAL	100%	100%

Filings by Division & Code

Division	Case Type Description	Code	Summary	Change	% Change	Absolute Change
Adult	Misdemeanor	CM	54	▲	+35.0%	+14
	Felony	CF	45	▲	+164.7%	+28
	Other	OT	32	▲	+10.3%	+3
	Civil Support	VS	14	▲	+366.7%	+11
	Family Abuse - Protective Order	FP	14	▲	+55.6%	+5
	Capias	CA	9	▲	-50.0%	-9
	Show Cause	SC	9	▲	-40.0%	-6
	Motion - Protective Order	MP	3	▼	-25.0%	-1
	Remand Support	RS	3	▲	+50.0%	+1
	Violation of Protective Order	PV	2	▲	-	+2
	Restricted License for Non-Support	SL	1	▲	-	+1
		Total		186	▲	35.8%
Juvenile	Custody Visitation	CV	58	▼	-1.7%	-1
	Foster Care Review	FC	13	▲	+160.0%	+8
	Permanency Planning	PH	10	▲	+100.0%	+5
	Abuse and Neglect	AN	7	▲	+133.3%	+4
	Felony	DF	7	▼	-12.5%	-1
	Remand Visitation	RV	7	▲	+75.0%	+3
	Status	ST	7	▲	+75.0%	+3
	Initial Foster Care	IF	6	▲	+50.0%	+2
	Remand Custody	RC	5	▲	+25.0%	+1
	Misdemeanor	DM	3	▼	-25.0%	-1
	Voluntary Continuing Services and Support Agreem	VA	3	▲	+200.0%	+2
	Civil Violation	CI	2	▲	-	+2
	Paternity	PT	2	▲	+100.0%	+1
	Truancy	TR	2	▲	+100.0%	+1
	Qualified Residential Treatment	QR	0	▼	-100.0%	-2
	Relief of Custody	CR	0	▼	-100.0%	-1
	Temporary Detention Order	TD	0	▼	-100.0%	-1
	Traffic	T	0	▼	-100.0%	-7
		Total		132	▲	15.8%
GRAND TOTAL			318	▲	26.7%	+67

Filings by Major Case Category**

Category	Summary	Change	% Change	Absolute Change	
Adult Criminal	115	▲	+29.2%	+26	
Child Dependency	39	▲	+85.7%	+18	
Child in Need of Services/Supervision	2	▲	+100.0%	+1	
Custody and Visitation	60	▲	-	0	
Delinquency	10	▼	-16.7%	-2	
Juvenile Miscellaneous	7	▲	+75.0%	+3	
New to Workload Study	2	▲	-	+2	
Other	47	▲	+17.5%	+7	
Protective Orders	17	▲	+30.8%	+4	
Support	19	▲	+375.0%	+15	
Traffic	0	▼	-100.0%	-7	
GRAND TOTAL		318	▲	26.7%	+67

* Compared to same time period as previous year
 2/15/2024 10:10:54AM

** Case Type Categories are defined in the 2017 Virginia Judicial Workload Assessment
 Source: SCV-SQL-Information

2024 Overall GRAND TOTAL		Distribution of Caseload		Change*		Percentage (%) of Caseload				
152 -21 -12.1% 	Adult	58	38%	-38.3%	▼	-36	2023	54.3%	2024	38.2%
	Juvenile	94	62%	19.0%	▲	+15	Juvenile	45.7%	61.8%	
GRAND TOTAL		152	100%	-12.1%	▼	-21	GRAND TOTAL	100%	100%	

Filings by Division & Code

Division	Case Type Description	Code	Summary	Change	% Change	Absolute Change
Adult	Show Cause	SC	22	▲	+100.0%	+11
	Other	OT	16	▲	-23.8%	-5
	Capias	CA	6	▼	-40.0%	-4
	Civil Support	VS	5	▼	-16.7%	-1
	Misdemeanor	CM	5	▼	-80.8%	-21
	Family Abuse - Protective Order	FP	2	▼	-66.7%	-4
	Felony	CF	2	▼	-83.3%	-10
	Motion - Protective Order	MP	0	▼	-100.0%	-1
	Remand Support	RS	0	▼	-100.0%	-1
Total			58	▼	-38.3%	-36
Juvenile	Custody Visitation	CV	49	▲	+6.5%	+3
	Terminate Parental Rights	TP	10	▲	-	+10
	Entrustment	ET	8	▲	-	+8
	Permanency Planning	PH	7	▲	+75.0%	+3
	Child at Risk	RI	5	▲	-	+5
	Foster Care Review	FC	4	↔	-	-
	Truancy	TR	4	▼	-60.0%	-6
	Abuse and Neglect	AN	3	▲	+50.0%	+1
	Misdemeanor	DM	2	▲	-	+2
	Child In Need of Services	CS	1	▲	-	+1
	Voluntary Continuing Services and Support Agreem	VA	1	▲	-	+1
	Initial Foster Care	IF	0	▼	-100.0%	-4
	Non-Family Abuse Protective Order	AP	0	▼	-100.0%	-1
	Relief of Custody	CR	0	▼	-100.0%	-1
	Remand Custody	RC	0	▼	-100.0%	-1
	Remand Visitation	RV	0	▼	-100.0%	-1
	Status	ST	0	▼	-100.0%	-2
	Traffic	T	0	▼	-100.0%	-3
	Total			94	▲	19.0%
GRAND TOTAL			152	▼	-12.1%	-21

Filings by Major Case Category**

Category	Summary	Change	% Change	Absolute Change	
Adult Criminal	35	▼	-39.7%	-23	
Child Dependency	38	▲	+153.3%	+23	
Child in Need of Services/Supervision	5	▲	-50.0%	-5	
Custody and Visitation	49	▲	+6.5%	+3	
Delinquency	2	▲	-	+2	
Juvenile Miscellaneous	0	▼	-100.0%	-2	
Other	16	▲	-33.3%	-8	
Protective Orders	2	▼	-75.0%	-6	
Support	5	▼	-28.6%	-2	
Traffic	0	▼	-100.0%	-3	
GRAND TOTAL		152	▼	-12.1%	-21

* Compared to same time period as previous year
 2/15/2024 10:10:54AM

** Case Type Categories are defined in the 2017 Virginia Judicial Workload Assessment
 Source: SCV-SQL-Information

2024 Overall GRAND TOTAL		Distribution of Caseload		Change*		Percentage (%) of Caseload		
84	-14 -14.3%	Adult	35 42%	-20.5% ▼	-9	Adult	2023 44.9%	2024 41.7%
2024		Juvenile	49 58%	-9.3% ▼	-5	Juvenile	55.1%	58.3%
2023		GRAND TOTAL	84 100%	-14.3% ▼	-14	GRAND TOTAL	100%	100%

Filings by Division & Code

Division	Case Type Description	Code	Summary	Change	% Change	Absolute Change
Adult	Civil Support	VS	9	▼	-40.0%	-6
	Other	OT	8	▲	+100.0%	+4
	Capias	CA	6	▲	+50.0%	+2
	Misdemeanor	CM	6	▼	-40.0%	-4
	Show Cause	SC	5	▼	-16.7%	-1
	Remand Support	RS	1	▲	-	+1
	Family Abuse - Protective Order	FP	0	▼	-100.0%	-2
	Felony	CF	0	▼	-100.0%	-3
	Total		35	▼	-20.5%	-9
Juvenile	Custody Visitation	CV	40	▲	+48.1%	+13
	Misdemeanor	DM	5	▲	+400.0%	+4
	Foster Care Review	FC	1	▼	-50.0%	-1
	Initial Foster Care	IF	1	↔	-	-
	Permanency Planning	PH	1	▼	-66.7%	-2
	Voluntary Continuing Services and Support Agree	VA	1	▲	-	+1
	Abuse and Neglect	AN	0	▼	-100.0%	-3
	Child In Need of Services	CS	0	▼	-100.0%	-3
	Mental Commitment	MC	0	▼	-100.0%	-1
	Other	OT	0	▼	-100.0%	-1
	Qualified Residential Treatment	QR	0	▼	-100.0%	-1
	Show Cause	SC	0	▼	-100.0%	-1
	Status	ST	0	▼	-100.0%	-2
	Traffic	T	0	▼	-100.0%	-7
	Truancy	TR	0	▼	-100.0%	-1
	Total		49	▼	-9.3%	-5
GRAND TOTAL			84	▼	-14.3%	-14

Filings by Major Case Category**

Category	Summary	Change	% Change	Absolute Change
Adult Criminal	16	▼	-20.0%	-4
Child Dependency	4	▲	-60.0%	-6
Child in Need of Services/Supervision	0	▼	-100.0%	-5
Custody and Visitation	40	▲	+48.1%	+13
Delinquency	5	▲	+400.0%	+4
Juvenile Miscellaneous	0	▼	-100.0%	-3
Other	9	▲	+80.0%	+4
Protective Orders	0	▼	-100.0%	-2
Support	10	▼	-44.4%	-8
Traffic	0	▼	-100.0%	-7
GRAND TOTAL		84	▼	-14.3%

* Compared to same time period as previous year
 2/15/2024 10:10:54AM

** Case Type Categories are defined in the 2017 Virginia Judicial Workload Assessment
 Source: SCV-SQL-Information

2024 Overall GRAND TOTAL		Distribution of Caseload		Change*		Percentage (%) of Caseload		
233 +29 14.2% 	Adult	131	56%	26.0%	▲	+27	2023	2024
	Juvenile	102	44%	2.0%	▲	+2	51.0%	56.2%
GRAND TOTAL		233	100%	14.2%	▲	+29	100%	100%

Filings by Division & Code

Division	Case Type Description	Code	Summary	Change	% Change	Absolute Change
Adult	Misdemeanor	CM	38	▲	+245.5%	+27
	Show Cause	SC	36	▲	-18.2%	-8
	Civil Support	VS	15	▲	+36.4%	+4
	Other	OT	15	▼	-6.3%	-1
	Capias	CA	6	▼	-14.3%	-1
	Family Abuse - Protective Order	FP	6	▼	-33.3%	-3
	Motion - Protective Order	MP	6	▲	+200.0%	+4
	Felony	CF	4	▲	+33.3%	+1
	Bond Forfeiture	BF	2	▲	-	+2
	Remand Support	RS	2	▲	+100.0%	+1
	Non-Family Abuse Protective Order	AP	1	▲	-	+1
Total			131	▲	26.0%	+27
Juvenile	Custody Visitation	CV	57	▼	-5.0%	-3
	Terminate Parental Rights	TP	8	▲	-	+8
	Misdemeanor	DM	6	↔	-	-
	Abuse and Neglect	AN	4	▼	-33.3%	-2
	Entrustment	ET	4	▲	-	+4
	Permanency Planning	PH	4	▼	-60.0%	-6
	Remand Custody	RC	3	▲	-	+3
	Remand Visitation	RV	3	▲	-	+3
	Traffic	T	3	▲	+200.0%	+2
	Foster Care Review	FC	2	▼	-75.0%	-6
	Motion - Protective Order	MP	2	↔	-	-
	Temporary Detention Order	TD	2	▲	+100.0%	+1
	Child In Need of Services	CS	1	▼	-50.0%	-1
	Felony	DF	1	↔	-	-
	Relief of Custody	CR	1	▲	-	+1
	Truancy	TR	1	↔	-	-
	Paternity	PT	0	▼	-100.0%	-1
	Voluntary Continuing Services and Support Agreem	VA	0	▼	-100.0%	-1
Total			102	▲	2.0%	+2
GRAND TOTAL			233	▲	14.2%	+29

Filings by Major Case Category**

Category	Summary	Change	% Change	Absolute Change	
Adult Criminal	75	▲	+27.1%	+16	
Child Dependency	23	▲	-8.0%	-2	
Child in Need of Services/Supervision	2	▼	-33.3%	-1	
Custody and Visitation	57	▼	-6.6%	-4	
Delinquency	7	↔	-	0	
Other	25	▲	+38.9%	+7	
Protective Orders	15	▲	+15.4%	+2	
Support	26	▲	+52.9%	+9	
Traffic	3	▲	+200.0%	+2	
GRAND TOTAL		233	▲	14.2%	+29

* Compared to same time period as previous year
 2/15/2024 10:10:54AM

** Case Type Categories are defined in the 2017 Virginia Judicial Workload Assessment
 Source: SCV-SQL-Information

2024 Overall GRAND TOTAL		Distribution of Caseload			Change*		Percentage (%) of Caseload		
265 -59 -18.2% 	Adult	134	51%	-17.3%	▼	-28	Adult	2023	2024
	Juvenile	131	49%	-19.1%	▼	-31	Juvenile	50.0%	50.6%
GRAND TOTAL		265	100%	-18.2%	▼	-59	GRAND TOTAL	100%	100%

Filings by Division & Code

Division	Case Type Description	Code	Summary	Change	% Change	Absolute Change
Adult	Other	OT	31	▼	-11.4%	-4
	Misdemeanor	CM	26	▼	-31.6%	-12
	Show Cause	SC	26	▼	-21.2%	-7
	Civil Support	VS	14	▼	-33.3%	-7
	Felony	CF	12	▼	-7.7%	-1
	Capias	CA	11	▲	+22.2%	+2
	Family Abuse - Protective Order	FP	9	▼	-10.0%	-1
	Motion - Protective Order	MP	3	▲	-	+3
	Non-Family Abuse Protective Order	AP	2	▲	-	+2
	Remand Support	RS	0	▼	-100.0%	-3
	Total		134	▼	-17.3%	-28
Juvenile	Custody Visitation	CV	73	▼	-15.1%	-13
	Motion - Protective Order	MP	13	▲	+85.7%	+6
	Misdemeanor	DM	11	▲	+175.0%	+7
	Traffic	T	7	↔	-	-
	Permanency Planning	PH	5	▼	-66.7%	-10
	Abuse and Neglect	AN	4	▼	-66.7%	-8
	Foster Care Review	FC	4	▼	-20.0%	-1
	Status	ST	4	▲	-	+4
	Show Cause	SC	3	▲	-	+3
	Truancy	TR	3	▲	+200.0%	+2
	Child In Need of Services	CS	2	▲	-	+2
	Child at Risk	RI	1	▲	-	+1
	Relief of Custody	CR	1	▲	-	+1
	Emergency Custody Order	EC	0	▼	-100.0%	-1
	Initial Foster Care	IF	0	▼	-100.0%	-7
	Non-Family Abuse Protective Order	AP	0	▼	-100.0%	-2
	Protective Order	PC	0	▼	-100.0%	-1
	Remand Custody	RC	0	▼	-100.0%	-6
	Temporary Detention Order	TD	0	▼	-100.0%	-1
	Terminate Parental Rights	TP	0	▼	-100.0%	-6
Voluntary Continuing Services and Support Agree	VA	0	▼	-100.0%	-1	
	Total		131	▼	-19.1%	-31
GRAND TOTAL			265	▼	-18.2%	-59

Filings by Major Case Category**

Category	Summary	Change	% Change	Absolute Change
Adult Criminal	69	▼	-18.8%	-16
Child Dependency	15	▲	-67.4%	-31
Child in Need of Services/Supervision	5	▲	+400.0%	+4
Custody and Visitation	73	▼	-15.1%	-13
Delinquency	14	▲	+180.0%	+9
Juvenile Miscellaneous	4	▲	-	+4
Other	31	▼	-32.6%	-15
Protective Orders	27	▲	+42.1%	+8
Support	20	▼	-31.0%	-9
Traffic	7	↔	-	0

* Compared to same time period as previous year
 2/15/2024 10:10:54AM

** Case Type Categories are defined in the 2017 Virginia Judicial Workload Assessment
 Source: SCV-SQL-Information

GRAND TOTAL

265



-18.2%

-59

2024 Overall GRAND TOTAL		Distribution of Caseload		Change*		Percentage (%) of Caseload		
113 -20 -15.0% 	Adult	55	49%	-5.2%	▼	-3	2023	43.6%
	Juvenile	58	51%	-22.7%	▼	-17	2024	48.7%
GRAND TOTAL		113	100%	-15.0%	▼	-20	GRAND TOTAL	100%
								51.3%
							GRAND TOTAL	100%

Filings by Division & Code

Division	Case Type Description	Code	Summary	Change	% Change	Absolute Change
Adult	Misdemeanor	CM	14	▲	+16.7%	+2
	Show Cause	SC	14	▲	+7.7%	+1
	Other	OT	11	↔		-
	Civil Support	VS	9	▼	-30.8%	-4
	Capias	CA	3	▲	+200.0%	+2
	Family Abuse - Protective Order	FP	3	▼	-40.0%	-2
	Felony	CF	1	▲	-	+1
	Bond Forfeiture	BF	0	▼	-100.0%	-1
	Motion - Protective Order	MP	0	▼	-100.0%	-2
	Total			55	▼	-5.2%
Juvenile	Traffic	T	18	▲	+500.0%	+15
	Custody Visitation	CV	15	▼	-65.1%	-28
	Misdemeanor	DM	8	▲	+300.0%	+6
	Foster Care Review	FC	7	▲	+600.0%	+6
	Initial Foster Care	IF	3	▲	+50.0%	+1
	Permanency Planning	PH	3	▼	-40.0%	-2
	Terminate Parental Rights	TP	2	↔		-
	Abuse and Neglect	AN	1	▼	-88.9%	-8
	Felony	DF	1	↔		-
	Paternity	PT	0	▼	-100.0%	-1
	Show Cause	SC	0	▼	-100.0%	-1
	Truancy	TR	0	▼	-100.0%	-5
	Total			58	▼	-22.7%
GRAND TOTAL			113	▼	-15.0%	-20

Filings by Major Case Category**

Category	Summary	Change	% Change	Absolute Change	
Adult Criminal	27	▲	+3.8%	+1	
Child Dependency	16	▲	-15.8%	-3	
Child in Need of Services/Supervision	0	▼	-100.0%	-5	
Custody and Visitation	15	▼	-65.9%	-29	
Delinquency	9	▲	+125.0%	+5	
Other	11	↔		0	
Protective Orders	3	▼	-57.1%	-4	
Support	14	▲		0	
Traffic	18	▲	+500.0%	+15	
GRAND TOTAL		113	▼	-15.0%	-20

* Compared to same time period as previous year
 2/15/2024 10:10:54AM

** Case Type Categories are defined in the 2017 Virginia Judicial Workload Assessment
 Source: SCV-SQL-Information

2024 Overall GRAND TOTAL		Distribution of Caseload		Change*		Percentage (%) of Caseload		
166	+42 33.9%	Adult	26 16%	-59.4% ▼	-38	Adult	2023 51.6%	2024 15.7%
2024	↑	Juvenile	140 84%	133.3% ▲	+80	Juvenile	48.4%	84.3%
2023		GRAND TOTAL	166 100%	33.9% ▲	+42	GRAND TOTAL	100%	100%

Filings by Division & Code

Division	Case Type Description	Code	Summary	Change	% Change	Absolute Change
Adult	Misdemeanor	CM	8	▼	-70.4%	-19
	Other	OT	5	▼	-44.4%	-4
	Civil Support	VS	3	▲	+200.0%	+2
	Show Cause	SC	3	▼	-62.5%	-5
	Capias	CA	2	▼	-77.8%	-7
	Remand Support	RS	2	▲	+100.0%	+1
	Family Abuse - Protective Order	FP	1	▼	-75.0%	-3
	Felony	CF	1	▼	-80.0%	-4
	Motion - Protective Order	MP	1	▲	-	+1
	Total			26	▼	-59.4%
Juvenile	Misdemeanor	DM	91	▲	+1,037.5%	+83
	Custody Visitation	CV	24	▼	-14.3%	-4
	Terminate Parental Rights	TP	6	▲	-	+6
	Foster Care Review	FC	4	▲	+33.3%	+1
	Remand Custody	RC	3	▲	+200.0%	+2
	Remand Visitation	RV	3	▲	+200.0%	+2
	Traffic	T	3	▼	-72.7%	-8
	Felony	DF	2	▲	-	+2
	Permanency Planning	PH	2	▲	-	+2
	Initial Foster Care	IF	1	▲	-	+1
	Non-Family Abuse Protective Order	AP	1	▲	-	+1
	Abuse and Neglect	AN	0	▼	-100.0%	-2
	Child In Need of Services	CS	0	▼	-100.0%	-4
	Truancy	TR	0	▼	-100.0%	-2
	Total			140	▲	133.3%
GRAND TOTAL			166	▲	33.9%	+42

Filings by Major Case Category**

Category	Summary	Change	% Change	Absolute Change
Adult Criminal	14	▼	-68.2%	-30
Child Dependency	13	▲	+160.0%	+8
Child in Need of Services/Supervision	0	▼	-100.0%	-6
Custody and Visitation	24	▼	-14.3%	-4
Delinquency	93	▲	+1,062.5%	+85
Other	13	▲	+8.3%	+1
Protective Orders	3	▲	-25.0%	-1
Support	3	▲	-50.0%	-3
Traffic	3	▼	-72.7%	-8
GRAND TOTAL	166	▲	33.9%	+42

* Compared to same time period as previous year
 2/15/2024 10:10:54AM

** Case Type Categories are defined in the 2017 Virginia Judicial Workload Assessment
 Source: SCV-SQL-Information

2024 Overall GRAND TOTAL		Distribution of Caseload		Change*		Percentage (%) of Caseload			
225 -15.7% 	-42	Adult	127	56%	-4.5% ▼	-6	Adult	49.8%	56.4%
		Juvenile	98	44%	-26.9% ▼	-36	Juvenile	50.2%	43.6%
GRAND TOTAL		GRAND TOTAL	225	100%	-15.7% ▼	-42	GRAND TOTAL	100%	100%

Filings by Division & Code

Division	Case Type Description	Code	Summary	Change	% Change	Absolute Change
Adult	Other	OT	43	▲	+59.3%	+16
	Misdemeanor	CM	32	▼	-13.5%	-5
	Family Abuse - Protective Order	FP	16	▲	+100.0%	+8
	Show Cause	SC	10	▼	-52.4%	-11
	Civil Support	VS	8	▼	-65.2%	-15
	Capias	CA	6	↔		-
	Felony	CF	6	▼	-33.3%	-3
	Motion - Protective Order	MP	3	▲	+50.0%	+1
	Non-Family Abuse Protective Order	AP	3	▲	-	+3
	Total			127	▼	-4.5%
Juvenile	Custody Visitation	CV	57	▼	-28.8%	-23
	Initial Foster Care	IF	7	▲	+600.0%	+6
	Misdemeanor	DM	7	▼	-50.0%	-7
	Permanency Planning	PH	7	▲	+75.0%	+3
	Truancy	TR	6	▲	-	+6
	Foster Care Review	FC	4	▼	-50.0%	-4
	Felony	DF	2	↔		-
	Relief of Custody	CR	2	▲	-	+2
	Show Cause	SC	2	▲	-	+2
	Abuse and Neglect	AN	1	▼	-50.0%	-1
	Child In Need of Services	CS	1	↔		-
	Terminate Parental Rights	TP	1	▼	-83.3%	-5
	Traffic	T	1	▼	-66.7%	-2
	Child at Risk	RI	0	▼	-100.0%	-3
	Emancipation	EP	0	▼	-100.0%	-1
	Non-Family Abuse Protective Order	AP	0	▼	-100.0%	-1
	Status	ST	0	▼	-100.0%	-7
	Voluntary Continuing Services and Support Agree	VA	0	▼	-100.0%	-1
Total			98	▼	-26.9%	-36
GRAND TOTAL			225	▼	-15.7%	-42

Filings by Major Case Category**

Category	Summary	Change	% Change	Absolute Change	
Adult Criminal	50	▼	-24.2%	-16	
Child Dependency	22	▲	-12.0%	-3	
Child in Need of Services/Supervision	7	▲	+600.0%	+6	
Custody and Visitation	57	▼	-28.8%	-23	
Delinquency	11	▲	-31.3%	-5	
Juvenile Miscellaneous	0	▼	-100.0%	-8	
Other	43	▲	+59.3%	+16	
Protective Orders	22	▲	+100.0%	+11	
Support	12	▼	-60.0%	-18	
Traffic	1	▼	-66.7%	-2	
GRAND TOTAL		225	▼	-15.7%	-42

* Compared to same time period as previous year
 2/15/2024 10:10:54AM

** Case Type Categories are defined in the 2017 Virginia Judicial Workload Assessment
 Source: SCV-SQL-Information

2024 Overall GRAND TOTAL		Distribution of Caseload			Change*		Percentage (%) of Caseload		
1,601 +109 7.3% 		Adult	862	54%	9.8% ▲	+77	Adult	52.6%	53.8%
		Juvenile	739	46%	4.5% ▲	+32	Juvenile	47.4%	46.2%
GRAND TOTAL		1,601	100%		7.3% ▲	+109	GRAND TOTAL	100%	100%

Filings by Division & Code

Division	Case Type Description	Code	Summary	Change	% Change	Absolute Change
Adult	Misdemeanor	CM	267	▲	+41.3%	+78
	Other	OT	159	▲	+2.6%	+4
	Civil Support	VS	123	▼	-5.4%	-7
	Show Cause	SC	112	▲	-5.1%	-6
	Felony	CF	69	▼	-6.8%	-5
	Capias	CA	59	▼	+3.5%	+2
	Family Abuse - Protective Order	FP	52	▲	+10.6%	+5
	Motion - Protective Order	MP	7	▲	+16.7%	+1
	Non-Family Abuse Protective Order	AP	7	▲	+600.0%	+6
	Remand Support	RS	3	▼	-25.0%	-1
	Violation of Protective Order	PV	3	▲	+50.0%	+1
	Protective Order	PC	1	▲	-	+1
	Bond Forfeiture	BF	0	▼	-100.0%	-1
	Criminal Support	CS	0	▼	-100.0%	-1
Total			862	▲	9.8%	+77
Juvenile	Custody Visitation	CV	377	▼	-1.6%	-6
	Misdemeanor	DM	140	▲	+47.4%	+45
	Traffic	T	79	▲	+3.9%	+3
	Felony	DF	34	▼	-20.9%	-9
	Status	ST	15	▲	+650.0%	+13
	Truancy	TR	15	▲	+15.4%	+2
	Non-Family Abuse Protective Order	AP	12	▲	+300.0%	+9
	Terminate Parental Rights	TP	11	▲	+37.5%	+3
	Permanency Planning	PH	9	▼	-40.0%	-6
	Motion - Protective Order	MP	7	▼	-63.2%	-12
	Paternity	PT	6	▼	-45.5%	-5
	Foster Care Review	FC	5	▼	-50.0%	-5
	Initial Foster Care	IF	5	▲	+150.0%	+3
	Remand Custody	RC	5	▼	-16.7%	-1
	Remand Visitation	RV	5	▼	-16.7%	-1
	Abuse and Neglect	AN	4	▼	-20.0%	-1
	Child In Need of Services	CS	2	▼	-60.0%	-3
	Violation Family Abuse Protective Order	PS	2	▲	-	+2
	Voluntary Continuing Services and Support Agreen	VA	2	↔	-	-
	Family Abuse - Protective Order	FP	1	▲	-	+1
	Mental Commitment	MC	1	↔	-	-
	Other	OT	1	↔	-	-
	Temporary Detention Order	TD	1	↔	-	-
	Total			739	▲	4.5%
GRAND TOTAL			1,601	▲	7.3%	+109

Filings by Major Case Category**

Category	Summary	Change	% Change	Absolute Change
Adult Criminal	477	▲	+16.1%	+66
Child Dependency	36	▲	-14.3%	-6
Child in Need of Services/Supervision	17	▼	-5.6%	-1
Custody and Visitation	383	▼	-2.8%	-11
Delinquency	176	▲	+27.5%	+38

* Compared to same time period as previous year
 2/15/2024 10:10:54AM

** Case Type Categories are defined in the 2017 Virginia Judicial Workload Assessment
 Source: SCV-SQL-Information

Juvenile Miscellaneous	15	▲	+650.0%	+13
Other	175	▲	+0.6%	+1
Protective Orders	86	▲	+13.2%	+10
Support	157	▼	-2.5%	-4
Traffic	79	▲	+3.9%	+3
GRAND TOTAL	1,601	▲	7.3%	+109

2024 Overall GRAND TOTAL	Distribution of Caseload	Change*	Percentage (%) of Caseload																							
<div style="font-size: 2em; font-weight: bold;">154</div> <div style="display: flex; justify-content: center; align-items: center; gap: 10px;"> +1 0.7% ↑ </div> <div style="display: flex; justify-content: center; align-items: center; gap: 10px; margin-top: 5px;"> <div style="width: 20px; height: 10px; background-color: #444; border: 1px solid #000;"></div> 2024 <div style="width: 20px; height: 10px; background-color: #333; border: 1px solid #000;"></div> 2023 </div>	<table style="width: 100%; border-collapse: collapse;"> <tr> <td style="background-color: #444; color: white;">Adult</td> <td style="text-align: center;">65</td> <td style="text-align: center;">42%</td> <td style="text-align: center;">-24.4% ▼</td> <td style="text-align: center;">-21</td> </tr> <tr> <td style="background-color: #e67e22; color: white;">Juvenile</td> <td style="text-align: center;">89</td> <td style="text-align: center;">58%</td> <td style="text-align: center;">32.8% ▲</td> <td style="text-align: center;">+22</td> </tr> <tr> <td style="background-color: #f1c40f; font-weight: bold;">GRAND TOTAL</td> <td style="text-align: center; font-weight: bold;">154</td> <td style="text-align: center;">100%</td> <td style="text-align: center;">0.7% ▲</td> <td style="text-align: center;">+1</td> </tr> </table>	Adult	65	42%	-24.4% ▼	-21	Juvenile	89	58%	32.8% ▲	+22	GRAND TOTAL	154	100%	0.7% ▲	+1	<table style="width: 100%; border-collapse: collapse;"> <tr> <td style="background-color: #444; color: white;">Adult</td> <td style="text-align: center;">56.2%</td> <td style="text-align: center;">42.2%</td> </tr> <tr> <td style="background-color: #e67e22; color: white;">Juvenile</td> <td style="text-align: center;">43.8%</td> <td style="text-align: center;">57.8%</td> </tr> <tr> <td style="background-color: #f1c40f; font-weight: bold;">GRAND TOTAL</td> <td style="text-align: center;">100%</td> <td style="text-align: center;">100%</td> </tr> </table>	Adult	56.2%	42.2%	Juvenile	43.8%	57.8%	GRAND TOTAL	100%	100%
Adult	65	42%	-24.4% ▼	-21																						
Juvenile	89	58%	32.8% ▲	+22																						
GRAND TOTAL	154	100%	0.7% ▲	+1																						
Adult	56.2%	42.2%																								
Juvenile	43.8%	57.8%																								
GRAND TOTAL	100%	100%																								

Filings by Division & Code

Division	Case Type Description	Code	Summary	Change	% Change	Absolute Change	
Adult	Misdemeanor	CM	28	▲	+33.3%	+7	
	Show Cause	SC	14	▲	-33.3%	-7	
	Other	OT	10	▼	-33.3%	-5	
	Civil Support	VS	6	▼	-53.8%	-7	
	Family Abuse - Protective Order	FP	3	▼	-25.0%	-1	
	Capias	CA	2	▼	-77.8%	-7	
	Felony	CF	1	↔		-	
	Remand Support	RS	1	▲	-	+1	
	Non-Family Abuse Protective Order	AP	0	▼	-100.0%	-2	
	Total			65	▼	-24.4%	-21
Juvenile	Custody Visitation	CV	41	▲	+78.3%	+18	
	Felony	DF	13	▲	-	+13	
	Misdemeanor	DM	10	▼	-9.1%	-1	
	Truancy	TR	5	▲	-	+5	
	Remand Visitation	RV	4	▲	+33.3%	+1	
	Traffic	T	4	▲	+33.3%	+1	
	Remand Custody	RC	3	↔		-	
	Foster Care Review	FC	2	▲	-	+2	
	Status	ST	2	▼	-89.5%	-17	
	Abuse and Neglect	AN	1	▲	-	+1	
	Emergency Custody Order	EC	1	▲	-	+1	
	Initial Foster Care	IF	1	▲	-	+1	
	Paternity	PT	1	▲	-	+1	
	Permanency Planning	PH	1	▲	-	+1	
	Emancipation	EP	0	▼	-100.0%	-1	
	Show Cause	SC	0	▼	-100.0%	-1	
	Temporary Detention Order	TD	0	▼	-100.0%	-2	
	Voluntary Continuing Services and Support Agree	VA	0	▼	-100.0%	-1	
	Total			89	▲	32.8%	+22
	GRAND TOTAL			154	▲	0.7%	+1

Filings by Major Case Category**

Category	Summary	Change	% Change	Absolute Change	
Adult Criminal	36	▼	-25.0%	-12	
Child Dependency	5	▲	+400.0%	+4	
Child in Need of Services/Supervision	5	▲	-	+5	
Custody and Visitation	42	▲	+82.6%	+19	
Delinquency	23	▲	+91.7%	+11	
Juvenile Miscellaneous	2	▼	-90.0%	-18	
Other	19	▲	-17.4%	-4	
Protective Orders	3	▼	-50.0%	-3	
Support	15	▲	-11.8%	-2	
Traffic	4	▲	+33.3%	+1	
GRAND TOTAL		154	▲	0.7%	+1

* Compared to same time period as previous year
 2/15/2024 10:10:54AM

** Case Type Categories are defined in the 2017 Virginia Judicial Workload Assessment
 Source: SCV-SQL-Information

2024 Overall GRAND TOTAL		Distribution of Caseload		Change*		Percentage (%) of Caseload			
76	+46 153.3%	Adult	45	59%	200.0% ▲	+30	Adult	50.0%	59.2%
2024	↑	Juvenile	31	41%	106.7% ▲	+16	Juvenile	50.0%	40.8%
2023		GRAND TOTAL	76	100%	153.3% ▲	+46	GRAND TOTAL	100%	100%

Filings by Division & Code

Division	Case Type Description	Code	Summary	Change	% Change	Absolute Change
Adult	Misdemeanor	CM	14	▲	+366.7%	+11
	Other	OT	10	▲	+233.3%	+7
	Civil Support	VS	7	▲	+250.0%	+5
	Felony	CF	6	▲	+200.0%	+4
	Family Abuse - Protective Order	FP	4	▲	+300.0%	+3
	Show Cause	SC	3	▲	+50.0%	+1
	Capias	CA	1	↔		-
	Non-Family Abuse Protective Order	AP	0	▼	-100.0%	-1
	Total			45	▲	200.0%
Juvenile	Custody Visitation	CV	14	▲	+100.0%	+7
	Misdemeanor	DM	12	▲	+500.0%	+10
	Traffic	T	3	▲	+50.0%	+1
	Felony	DF	1	▲	-	+1
	Truancy	TR	1	▲	-	+1
	Initial Foster Care	IF	0	▼	-100.0%	-2
	Status	ST	0	▼	-100.0%	-1
	Temporary Detention Order	TD	0	▼	-100.0%	-1
Total			31	▲	106.7%	+16
GRAND TOTAL			76	▲	153.3%	+46

Filings by Major Case Category**

Category	Summary	Change	% Change	Absolute Change
Adult Criminal	24	▲	+200.0%	+16
Child Dependency	0	▼	-100.0%	-2
Child in Need of Services/Supervision	1	▲	-	+1
Custody and Visitation	14	▲	+100.0%	+7
Delinquency	13	▲	+550.0%	+11
Juvenile Miscellaneous	0	▼	-100.0%	-1
Other	10	▲	+150.0%	+6
Protective Orders	4	▲	+100.0%	+2
Support	7	▲	+250.0%	+5
Traffic	3	▲	+50.0%	+1
GRAND TOTAL	76	▲	153.3%	+46

* Compared to same time period as previous year
 2/15/2024 10:10:54AM

** Case Type Categories are defined in the 2017 Virginia Judicial Workload Assessment
 Source: SCV-SQL-Information