

2024 Overall GRAND TOTAL		Distribution of Caseload			Change*		Percentage (%) of Caseload		
<b>327,370</b>	-2,435 -0.7%	<b>Adult</b>	168,979	52%	1.3% ▲	+2,207	<b>Adult</b>	50.6%	51.6%
		<b>Juvenile</b>	158,391	48%	-2.8% ▼	-4,642	<b>Juvenile</b>	49.4%	48.4%
		<b>GRAND TOTAL</b>	<b>327,370</b>	100%	-0.7% ▼	-2,435	<b>GRAND TOTAL</b>	100%	100%

Filings by Division & Code

Division	Case Type Description	Code	Summary	Change	% Change	Absolute Change
<b>Adult</b>	Misdemeanor	CM	38,065	▲	+0.5%	+174
	Civil Support	VS	30,518	▲	+0.6%	+194
	Show Cause	SC	29,870	▲	+13.8%	+3,633
	Other	OT	29,353	▼	-4.1%	-1,257
	Family Abuse - Protective Order	FP	12,941	▼	-0.3%	-42
	Felony	CF	12,568	▲	+5.2%	+622
	Capias	CA	9,156	▼	-6.7%	-659
	Remand Support	RS	2,521	▼	-9.8%	-275
	Motion - Protective Order	MP	1,701	▼	-3.2%	-56
	Non-Family Abuse Protective Order	AP	1,050	▼	-9.9%	-116
	Violation of Protective Order	PV	818	▼	-1.1%	-9
	Protective Order	PC	142	▼	-3.4%	-5
	Restricted License for Non-Support	SL	126	▼	-0.8%	-1
	Bond Forfeiture	BF	61	▼	-20.8%	-16
	Violation Family Abuse Protective Order	PS	61	▲	+56.4%	+22
	Criminal Support	CS	13	▼	-43.5%	-10
	Emergency Custody Order	EC	7	▲	+600.0%	+6
	Return of Desposit (Bondsman)	RD	5	▲	-	+5
	Emergency Substantial Risk Order	SR	2	▼	-50.0%	-2
	Mental Commitment	MC	1	↔	-	-
Temporary Detention Order	TD	0	▼	-100.0%	-1	
	<b>Total</b>		<b>168,979</b>	<b>▲</b>	<b>1.3%</b>	<b>+2,207</b>
<b>Juvenile</b>	Custody Visitation	CV	87,565	▼	-4.4%	-4,062
	Misdemeanor	DM	16,772	▲	+5.2%	+833
	Traffic	T	8,011	▼	-4.7%	-392
	Felony	DF	5,810	▼	-7.9%	-497
	Status	ST	3,998	▼	-12.7%	-583
	Abuse and Neglect	AN	3,929	▼	-1.2%	-48
	Remand Custody	RC	3,588	▼	-11.4%	-463
	Remand Visitation	RV	3,280	▼	-9.1%	-329
	Permanency Planning	PH	3,215	▲	+4.5%	+137
	Foster Care Review	FC	2,884	▲	+3.4%	+95
	Paternity	PT	2,748	▼	-1.2%	-33
	Truancy	TR	2,131	▲	+3.6%	+75
	Initial Foster Care	IF	1,729	▲	+13.0%	+199
	Motion - Protective Order	MP	1,530	▲	+12.6%	+171
	Terminate Parental Rights	TP	1,447	▲	+2.8%	+39
	Non-Family Abuse Protective Order	AP	1,252	▲	+9.9%	+113
	Show Cause	SC	1,227	▲	+2.8%	+34
	Special Immigrant Juvenile Status	SI	1,133	▲	+52.5%	+390
	Temporary Detention Order	TD	1,067	▼	-17.9%	-232
	Child In Need of Services	CS	1,048	▲	+0.5%	+5
	Mental Commitment	MC	658	▼	-11.2%	-83
	Civil Violation	CI	657	▲	+0.3%	+2
	Voluntary Continuing Services and Support Agreem	VA	492	▲	+16.6%	+70
	Other	OT	483	▲	+15.6%	+65
	Emergency Custody Order	EC	455	▼	-20.7%	-119
	Entrustment	ET	303	▲	+28.4%	+67
	Relief of Custody	CR	288	▲	+1.8%	+5
	Capias	CA	264	▼	-0.8%	-2
	Child at Risk	RI	202	▲	+8.6%	+16
	Family Abuse - Protective Order	FP	142	▲	+27.9%	+31
	Emancipation	EP	37	▼	-19.6%	-9

\* Compared to same time period as previous year  
 10/15/2024 1:35:12PM

\*\* Case Type Categories are defined in the 2017 Virginia Judicial Workload Assessment  
 Source: SCV-SQL-Information




			Summary	Change	% Change	Absolute Change
<b>Juvenile</b>	Juvenile Support	JS	12	▲	+9.1%	+1
	Restoration of Parental Rights	RR	11	▲	+450.0%	+9
	Violation Family Abuse Protective Order	PS	10	▲	+400.0%	+8
	Protective Order	PC	6	▼	-25.0%	-2
	Qualified Residential Treatment	QR	3	▼	-98.0%	-148
	Restricted Operators License	RL	2	▼	-50.0%	-2
	Violation of Protective Order	PV	2	▼	-60.0%	-3
	Total			<b>158,391</b>	▼	<b>-2.8%</b>
<b>GRAND TOTAL</b>			<b>327,370</b>	▼	-0.7%	-2,435

**Filings by Major Case Category\*\***

Category	Summary	Change	% Change	Absolute Change	
Adult Criminal	78,321	▲	+1.1%	+848	
Child Dependency	14,492	▼	+3.1%	+432	
Child in Need of Services/Supervision	3,327	▲	+3.5%	+113	
Custody and Visitation	90,325	▼	-4.3%	-4,099	
Delinquency	23,931	▲	+1.4%	+342	
Juvenile Miscellaneous	4,046	▲	-12.6%	-584	
New to Workload Study	1,792	▲	+27.8%	+390	
Other	41,418	▲	-6.1%	-2,682	
Protective Orders	18,616	▲	+0.5%	+101	
Support	43,089	▼	+7.7%	+3,098	
Traffic	8,013	▼	-4.7%	-394	
<b>GRAND TOTAL</b>		<b>327,370</b>	▼	-0.7%	-2,435

\* Compared to same time period as previous year  
 10/15/2024 1:35:12PM

\*\* Case Type Categories are defined in the 2017 Virginia Judicial Workload Assessment  
 Source: SCV-SQL-Information

2024 Overall GRAND TOTAL		Distribution of Caseload			Change*		Percentage (%) of Caseload		
<b>11,347</b>	-515 -4.3%	<b>Adult</b>	6,295	55%	1.1% ▲	+66	<b>Adult</b>	2023 52.5%	2024 55.5%
2024 		<b>Juvenile</b>	5,052	45%	-10.3% ▼	-581	<b>Juvenile</b>	47.5%	44.5%
2023 		<b>GRAND TOTAL</b>	<b>11,347</b>	100%	-4.3% ▼	-515	<b>GRAND TOTAL</b>	100%	100%

Filings by Division & Code

Division	Case Type Description	Code	Summary	Change	% Change	Absolute Change	
<b>Adult</b>	Misdemeanor	CM	1,501	▲	+6.8%	+96	
	Show Cause	SC	1,161	▼	-0.5%	-6	
	Civil Support	VS	1,058	▼	-11.6%	-139	
	Other	OT	950	▲	+15.4%	+127	
	Remand Support	RS	405	▲	+22.4%	+74	
	Family Abuse - Protective Order	FP	379	▼	-3.8%	-15	
	Felony	CF	313	▼	-30.1%	-135	
	Capias	CA	292	▲	-1.0%	-3	
	Non-Family Abuse Protective Order	AP	141	▲	+54.9%	+50	
	Motion - Protective Order	MP	57	↔	-	-	
	Violation Family Abuse Protective Order	PS	20	▲	-	+20	
	Violation of Protective Order	PV	14	▼	-30.0%	-6	
	Restricted License for Non-Support	SL	4	▲	-	+4	
	Protective Order	PC	0	▼	-100.0%	-1	
	<b>Total</b>		<b>6,295</b>	▲	<b>1.1%</b>	<b>+66</b>	
<b>Juvenile</b>	Custody Visitation	CV	3,464	▼	-13.2%	-527	
	Remand Custody	RC	316	▲	+3.3%	+10	
	Misdemeanor	DM	270	▼	-4.6%	-13	
	Remand Visitation	RV	191	▲	+2.7%	+5	
	Felony	DF	189	▼	-18.2%	-42	
	Traffic	T	108	▲	+38.5%	+30	
	Truancy	TR	108	▲	+28.6%	+24	
	Non-Family Abuse Protective Order	AP	82	▲	+2.5%	+2	
	Paternity	PT	71	▼	-33.0%	-35	
	Other	OT	37	▲	+48.0%	+12	
	Permanency Planning	PH	30	▼	-21.1%	-8	
	Abuse and Neglect	AN	29	▲	+20.8%	+5	
	Show Cause	SC	23	▼	-32.4%	-11	
	Foster Care Review	FC	21	▼	-4.5%	-1	
	Motion - Protective Order	MP	18	▲	+38.5%	+5	
	Status	ST	17	▲	+54.5%	+6	
	Child In Need of Services	CS	13	▲	+8.3%	+1	
	Relief of Custody	CR	12	▲	+200.0%	+8	
	Mental Commitment	MC	9	▼	-25.0%	-3	
	Initial Foster Care	IF	8	▼	-42.9%	-6	
	Temporary Detention Order	TD	8	▼	-55.6%	-10	
	Special Immigrant Juvenile Status	SI	7	▲	+16.7%	+1	
	Emergency Custody Order	EC	6	▼	-76.0%	-19	
	Terminate Parental Rights	TP	4	▼	-75.0%	-12	
	Voluntary Continuing Services and Support Agreen	VA	4	▲	+33.3%	+1	
	Civil Violation	CI	3	▼	-50.0%	-3	
	Entrustment	ET	2	▲	-	+2	
	Juvenile Support	JS	1	▲	-	+1	
	Violation Family Abuse Protective Order	PS	1	▲	-	+1	
	Capias	CA	0	▼	-100.0%	-1	
	Family Abuse - Protective Order	FP	0	▼	-100.0%	-4	
		<b>Total</b>		<b>5,052</b>	▼	<b>-10.3%</b>	<b>-581</b>
		<b>GRAND TOTAL</b>		<b>11,347</b>	▼	<b>-4.3%</b>	<b>-515</b>

\* Compared to same time period as previous year  
 10/15/2024 1:35:12PM

\*\* Case Type Categories are defined in the 2017 Virginia Judicial Workload Assessment  
 Source: SCV-SQL-Information

Filings by Major Case Category\*\*

Category	Summary	Change	% Change	Absolute Change
Adult Criminal	2,981	▲	-0.6%	-17
Child Dependency	110	▲	-9.1%	-11
Child in Need of Services/Supervision	122	▼	+22.0%	+22
Custody and Visitation	3,535	▼	-13.7%	-563
Delinquency	482	▲	-11.4%	-62
Juvenile Miscellaneous	17	▲	+54.5%	+6
New to Workload Study	10	▼	-16.7%	-2
Other	1,922	▲	+11.4%	+196
Protective Orders	677	▼	+5.9%	+38
Support	1,383	▲	-9.9%	-152
Traffic	108	▲	+38.5%	+30
<b>GRAND TOTAL</b>	<b>11,347</b>	▼	-4.3%	-515

\* Compared to same time period as previous year  
 10/15/2024 1:35:12PM

\*\* Case Type Categories are defined in the 2017 Virginia Judicial Workload Assessment  
 Source: SCV-SQL-Information

2024 Overall GRAND TOTAL		Distribution of Caseload			Change*		Percentage (%) of Caseload		
<b>19,939</b>	-936 -4.5%	<b>Adult</b>	10,010	50%	-2.9% ▼	-304	<b>Adult</b>	49.4%	50.2%
2024		<b>Juvenile</b>	9,929	50%	-6.0% ▼	-632	<b>Juvenile</b>	50.6%	49.8%
2023		<b>GRAND TOTAL</b>	<b>19,939</b>	100%	-4.5% ▼	-936	<b>GRAND TOTAL</b>	100%	100%

Filings by Division & Code

Division	Case Type Description	Code	Summary	Change	% Change	Absolute Change
<b>Adult</b>	Misdemeanor	CM	2,027	▼	-2.2%	-45
	Civil Support	VS	1,979	▼	-11.7%	-261
	Show Cause	SC	1,825	▲	+22.6%	+337
	Other	OT	1,669	▼	-13.5%	-261
	Remand Support	RS	682	▼	-11.1%	-85
	Family Abuse - Protective Order	FP	681	▼	-7.0%	-51
	Felony	CF	510	▲	+26.6%	+107
	Capias	CA	451	▲	-12.1%	-62
	Motion - Protective Order	MP	97	▲	+12.8%	+11
	Non-Family Abuse Protective Order	AP	42	▼	-19.2%	-10
	Violation of Protective Order	PV	29	▲	+107.1%	+15
	Bond Forfeiture	BF	10	▼	-9.1%	-1
	Restricted License for Non-Support	SL	4	▲	+100.0%	+2
	Return of Desposit (Bondsman)	RD	3	▲	-	+3
	Mental Commitment	MC	1	↔	-	-
	Criminal Support	CS	0	▼	-100.0%	-1
Protective Order	PC	0	▼	-100.0%	-1	
Violation Family Abuse Protective Order	PS	0	▼	-100.0%	-1	
	<b>Total</b>		<b>10,010</b>	▼	<b>-2.9%</b>	<b>-304</b>
<b>Juvenile</b>	Custody Visitation	CV	5,137	▼	-8.4%	-470
	Remand Custody	RC	1,001	▼	-4.1%	-43
	Remand Visitation	RV	1,001	▼	-6.3%	-67
	Misdemeanor	DM	710	▼	-6.7%	-51
	Traffic	T	395	▼	-6.6%	-28
	Felony	DF	280	▼	-24.5%	-91
	Motion - Protective Order	MP	267	▲	+1.9%	+5
	Abuse and Neglect	AN	246	▲	+11.8%	+26
	Paternity	PT	145	▲	+48.0%	+47
	Permanency Planning	PH	117	▲	+13.6%	+14
	Foster Care Review	FC	104	▲	+13.0%	+12
	Show Cause	SC	86	▲	+43.3%	+26
	Status	ST	79	▲	+9.7%	+7
	Non-Family Abuse Protective Order	AP	75	▲	+8.7%	+6
	Initial Foster Care	IF	56	▼	-5.1%	-3
	Terminate Parental Rights	TP	46	▼	-41.8%	-33
	Truancy	TR	46	▲	+109.1%	+24
	Civil Violation	CI	28	↔	-	-
	Child In Need of Services	CS	26	▲	+85.7%	+12
	Other	OT	21	▼	-27.6%	-8
	Relief of Custody	CR	11	▼	-8.3%	-1
	Special Immigrant Juvenile Status	SI	11	▲	+175.0%	+7
	Capias	CA	9	▲	+12.5%	+1
	Family Abuse - Protective Order	FP	8	↔	-	-
	Voluntary Continuing Services and Support Agreem	VA	8	▼	-52.9%	-9
	Entrustment	ET	6	▼	-33.3%	-3
	Emancipation	EP	4	↔	-	-
	Mental Commitment	MC	3	▼	-70.0%	-7
	Temporary Detention Order	TD	2	▼	-60.0%	-3
	Violation Family Abuse Protective Order	PS	1	↔	-	-
	Qualified Residential Treatment	QR	0	▼	-100.0%	-1
	Violation of Protective Order	PV	0	▼	-100.0%	-1
		<b>Total</b>		<b>9,929</b>	▼	<b>-6.0%</b>

\* Compared to same time period as previous year  
 10/15/2024 1:35:12PM

\*\* Case Type Categories are defined in the 2017 Virginia Judicial Workload Assessment  
 Source: SCV-SQL-Information


	Summary	Change	% Change	Absolute Change
<b>GRAND TOTAL</b>	<b>19,939</b>	▼	-4.5%	-936

Filings by Major Case Category\*\*

Category	Summary	Change	% Change	Absolute Change
Adult Criminal	4,355	▼	+5.5%	+227
Child Dependency	594	▼	+0.3%	+2
Child in Need of Services/Supervision	92	▲	+80.4%	+41
Custody and Visitation	5,282	▲	-7.4%	-423
Delinquency	1,066	▼	-10.2%	-121
Juvenile Miscellaneous	83	▲	+9.2%	+7
New to Workload Study	39	▲	+21.9%	+7
Other	4,383	▲	-9.7%	-471
Protective Orders	1,170	▼	-3.2%	-39
Support	2,480	▲	-5.3%	-138
Traffic	395	▼	-6.6%	-28
<b>GRAND TOTAL</b>	<b>19,939</b>	▼	-4.5%	-936

\* Compared to same time period as previous year  
 10/15/2024 1:35:12PM

\*\* Case Type Categories are defined in the 2017 Virginia Judicial Workload Assessment  
 Source: SCV-SQL-Information

2024 Overall GRAND TOTAL		Distribution of Caseload		Change*		Percentage (%) of Caseload			
<b>6,925</b>	-31 -0.4%	<b>Adult</b>	4,264	62%	-0.9% ▼	-38	<b>Adult</b>	61.8%	61.6%
2024 		<b>Juvenile</b>	2,661	38%	0.3% ▲	+7	<b>Juvenile</b>	38.2%	38.4%
2023		<b>GRAND TOTAL</b>	<b>6,925</b>	100%	-0.4% ▼	-31	<b>GRAND TOTAL</b>	100%	100%

Filings by Division & Code

Division	Case Type Description	Code	Summary	Change	% Change	Absolute Change
<b>Adult</b>	Misdemeanor	CM	959	▼	-5.0%	-51
	Show Cause	SC	928	▲	+28.2%	+204
	Other	OT	786	▲	-2.4%	-19
	Civil Support	VS	712	▼	-8.1%	-63
	Family Abuse - Protective Order	FP	280	▲	+23.9%	+54
	Capias	CA	255	▲	+13.8%	+31
	Felony	CF	187	▼	-46.7%	-164
	Non-Family Abuse Protective Order	AP	56	▼	-28.2%	-22
	Remand Support	RS	52	▼	-5.5%	-3
	Motion - Protective Order	MP	37	▼	-21.3%	-10
	Restricted License for Non-Support	SL	6	▲	+200.0%	+4
	Violation of Protective Order	PV	4	▲	+33.3%	+1
	Bond Forfeiture	BF	1	▲	-	+1
	Return of Desposit (Bondsman)	RD	1	▲	-	+1
	Protective Order	PC	0	▼	-100.0%	-2
	<b>Total</b>		<b>4,264</b>	▼	<b>-0.9%</b>	<b>-38</b>
<b>Juvenile</b>	Custody Visitation	CV	1,925	▼	-1.8%	-36
	Misdemeanor	DM	209	▲	+22.2%	+38
	Paternity	PT	88	▲	+17.3%	+13
	Felony	DF	74	▼	-39.8%	-49
	Remand Custody	RC	71	▼	-4.1%	-3
	Remand Visitation	RV	71	▼	-4.1%	-3
	Non-Family Abuse Protective Order	AP	35	▲	+6.1%	+2
	Status	ST	35	▲	+20.7%	+6
	Traffic	T	27	▼	-6.9%	-2
	Terminate Parental Rights	TP	22	▲	+1,000.0%	+20
	Permanency Planning	PH	18	▲	+20.0%	+3
	Family Abuse - Protective Order	FP	15	▲	+400.0%	+12
	Emergency Custody Order	EC	13	▲	+30.0%	+3
	Show Cause	SC	13	▼	+62.5%	+5
	Foster Care Review	FC	8	▼	-11.1%	-1
	Initial Foster Care	IF	7	▲	+40.0%	+2
	Abuse and Neglect	AN	6	▲	+200.0%	+4
	Child In Need of Services	CS	6	▲	+50.0%	+2
	Mental Commitment	MC	4	↔	-	-
	Temporary Detention Order	TD	4	▼	-33.3%	-2
	Civil Violation	CI	2	↔	-	-
	Motion - Protective Order	MP	2	↔	-	-
	Other	OT	2	▼	-60.0%	-3
	Voluntary Continuing Services and Support Agree	VA	2	▼	-50.0%	-2
	Relief of Custody	CR	1	▼	-50.0%	-1
	Truancy	TR	1	↔	-	-
	Juvenile Support	JS	0	▼	-100.0%	-1
		<b>Total</b>		<b>2,661</b>	▲	<b>0.3%</b>
<b>GRAND TOTAL</b>			<b>6,925</b>	▼	-0.4%	-31

\* Compared to same time period as previous year  
 10/15/2024 1:35:12PM

\*\* Case Type Categories are defined in the 2017 Virginia Judicial Workload Assessment  
 Source: SCV-SQL-Information

Filings by Major Case Category\*\*

Category	Summary	Change	% Change	Absolute Change
Adult Criminal	2,012	▲	-5.0%	-106
Child Dependency	64	▲	+64.1%	+25
Child in Need of Services/Supervision	7	▼	+16.7%	+1
Custody and Visitation	2,013	▲	-1.1%	-23
Delinquency	296	▲	-1.7%	-5
Juvenile Miscellaneous	35	▲	+20.7%	+6
New to Workload Study	2	↔		0
Other	1,004	▲	-2.8%	-29
Protective Orders	425	▲	+9.3%	+36
Support	1,040	▲	+6.8%	+66
Traffic	27	▼	-6.9%	-2
<b>GRAND TOTAL</b>	<b>6,925</b>	▼	-0.4%	-31

\* Compared to same time period as previous year  
 10/15/2024 1:35:12PM

\*\* Case Type Categories are defined in the 2017 Virginia Judicial Workload Assessment  
 Source: SCV-SQL-Information



2024 Overall GRAND TOTAL		Distribution of Caseload			Change*		Percentage (%) of Caseload		
<b>13,027</b> +1,115 9.4% 	Adult	7,613	58%	10.3% ▲	+714	Adult	2023	2024	
	Juvenile	5,414	42%	8.0% ▲	+401	Juvenile	57.9%	58.4%	
<b>GRAND TOTAL</b>		<b>13,027</b>	100%	9.4% ▲	+1,115	<b>GRAND TOTAL</b>	100%	100%	

Filings by Division & Code

Division	Case Type Description	Code	Summary	Change	% Change	Absolute Change	
<b>Adult</b>	Misdemeanor	CM	1,986	▲	+15.0%	+259	
	Other	OT	1,701	▲	+13.9%	+207	
	Civil Support	VS	1,360	▲	+3.7%	+49	
	Show Cause	SC	1,030	▲	+16.9%	+149	
	Family Abuse - Protective Order	FP	553	▲	+15.2%	+73	
	Capias	CA	432	▲	+5.6%	+23	
	Felony	CF	394	▼	-6.4%	-27	
	Remand Support	RS	51	▼	-16.4%	-10	
	Non-Family Abuse Protective Order	AP	44	▲	+10.0%	+4	
	Motion - Protective Order	MP	29	▼	-35.6%	-16	
	Protective Order	PC	18	▲	+100.0%	+9	
	Violation of Protective Order	PV	14	▼	-22.2%	-4	
	Violation Family Abuse Protective Order	PS	1	▲	-	+1	
	Bond Forfeiture	BF	0	▼	-100.0%	-2	
	Criminal Support	CS	0	▼	-100.0%	-1	
Total			<b>7,613</b>	▲	<b>10.3%</b>	<b>+714</b>	
<b>Juvenile</b>	Custody Visitation	CV	3,074	▲	+6.4%	+186	
	Misdemeanor	DM	473	▲	+23.2%	+89	
	Abuse and Neglect	AN	257	▲	+38.9%	+72	
	Felony	DF	193	▼	-39.7%	-127	
	Permanency Planning	PH	153	▲	+3.4%	+5	
	Mental Commitment	MC	132	▲	+21.1%	+23	
	Foster Care Review	FC	119	▲	+15.5%	+16	
	Non-Family Abuse Protective Order	AP	109	▲	+62.7%	+42	
	Paternity	PT	108	▲	+16.1%	+15	
	Status	ST	107	▲	-19.5%	-26	
	Initial Foster Care	IF	89	▲	+11.3%	+9	
	Other	OT	83	▲	+97.6%	+41	
	Remand Custody	RC	79	▼	-14.1%	-13	
	Remand Visitation	RV	79	▼	-12.2%	-11	
	Traffic	T	69	▲	+15.0%	+9	
	Show Cause	SC	62	▲	+67.6%	+25	
	Terminate Parental Rights	TP	46	▼	-8.0%	-4	
	Child In Need of Services	CS	37	▲	+85.0%	+17	
	Motion - Protective Order	MP	37	▲	+23.3%	+7	
	Emergency Custody Order	EC	32	▲	+60.0%	+12	
	Relief of Custody	CR	26	▲	+13.0%	+3	
	Temporary Detention Order	TD	19	▼	-13.6%	-3	
	Family Abuse - Protective Order	FP	10	▲	+66.7%	+4	
	Voluntary Continuing Services and Support Agree	VA	8	▼	-11.1%	-1	
	Special Immigrant Juvenile Status	SI	5	▲	-	+5	
	Emancipation	EP	3	▲	+50.0%	+1	
	Truancy	TR	3	▲	-	+3	
	Capias	CA	2	▲	-	+2	
	Total			<b>5,414</b>	▲	<b>8.0%</b>	<b>+401</b>
	<b>GRAND TOTAL</b>			<b>13,027</b>	▲	9.4%	+1,115

\* Compared to same time period as previous year  
 10/15/2024 1:35:12PM

\*\* Case Type Categories are defined in the 2017 Virginia Judicial Workload Assessment  
 Source: SCV-SQL-Information

Filings by Major Case Category\*\*

Category	Summary	Change	% Change	Absolute Change
Adult Criminal	3,489	▲	+10.7%	+337
Child Dependency	698	▲	+16.7%	+100
Child in Need of Services/Supervision	78	▲	+122.9%	+43
Custody and Visitation	3,182	▲	+6.7%	+201
Delinquency	692	▲	-4.7%	-34
Juvenile Miscellaneous	110	▲	-18.5%	-25
New to Workload Study	5	▲	-	+5
Other	2,176	▲	+12.7%	+246
Protective Orders	782	▲	+17.1%	+114
Support	1,746	▼	+7.3%	+119
Traffic	69	▲	+15.0%	+9
<b>GRAND TOTAL</b>	<b>13,027</b>	▲	9.4%	+1,115

\* Compared to same time period as previous year  
 10/15/2024 1:35:12PM

\*\* Case Type Categories are defined in the 2017 Virginia Judicial Workload Assessment  
 Source: SCV-SQL-Information

2024 Overall GRAND TOTAL		Distribution of Caseload		Change*		Percentage (%) of Caseload			
<b>819</b> +20 2.5% 		<b>Adult</b>	443	54%	2.8% ▲	+12	<b>Adult</b>	53.9%	54.1%
		<b>Juvenile</b>	376	46%	2.2% ▲	+8	<b>Juvenile</b>	46.1%	45.9%
		<b>GRAND TOTAL</b>	<b>819</b>	100%	2.5% ▲	+20	<b>GRAND TOTAL</b>	100%	100%

**Filings by Division & Code**

Division	Case Type Description	Code	Summary	Change	% Change	Absolute Change	
<b>Adult</b>	Misdemeanor	CM	142	▲	+10.9%	+14	
	Other	OT	91	▼	+7.1%	+6	
	Show Cause	SC	57	▼	-10.9%	-7	
	Civil Support	VS	52	▼	-25.7%	-18	
	Felony	CF	47	▲	+38.2%	+13	
	Capias	CA	29	▲	+38.1%	+8	
	Family Abuse - Protective Order	FP	17	▼	-15.0%	-3	
	Remand Support	RS	4	▲	+100.0%	+2	
	Violation of Protective Order	PV	2	▲	-	+2	
	Motion - Protective Order	MP	1	▼	-75.0%	-3	
	Non-Family Abuse Protective Order	AP	1	↔	-	-	
	Violation Family Abuse Protective Order	PS	0	▼	-100.0%	-2	
	<b>Total</b>		<b>443</b>	▲	<b>2.8%</b>	<b>+12</b>	
<b>Juvenile</b>	Custody Visitation	CV	162	▼	-20.6%	-42	
	Misdemeanor	DM	73	▲	+40.4%	+21	
	Status	ST	25	▲	+2,400.0%	+24	
	Truancy	TR	20	▲	+400.0%	+16	
	Permanency Planning	PH	13	▲	+18.2%	+2	
	Abuse and Neglect	AN	11	▼	-52.2%	-12	
	Felony	DF	11	▼	-26.7%	-4	
	Foster Care Review	FC	10	▼	-9.1%	-1	
	Terminate Parental Rights	TP	8	▲	+300.0%	+6	
	Civil Violation	CI	7	▲	+600.0%	+6	
	Traffic	T	6	▼	-57.1%	-8	
	Remand Custody	RC	5	▼	-16.7%	-1	
	Remand Visitation	RV	5	↔	-	-	
	Non-Family Abuse Protective Order	AP	4	▲	+300.0%	+3	
	Paternity	PT	4	↔	-	-	
	Child In Need of Services	CS	2	▲	-	+2	
	Emergency Custody Order	EC	2	↔	-	-	
	Show Cause	SC	2	▲	-	-	
	Temporary Detention Order	TD	2	▼	-60.0%	-3	
	Initial Foster Care	IF	1	▼	-50.0%	-1	
	Other	OT	1	▲	-	+1	
	Relief of Custody	CR	1	▲	-	+1	
	Voluntary Continuing Services and Support Agree	VA	1	↔	-	-	
	Family Abuse - Protective Order	FP	0	▼	-100.0%	-1	
	Qualified Residential Treatment	QR	0	▼	-100.0%	-1	
		<b>Total</b>		<b>376</b>	▲	<b>2.2%</b>	<b>+8</b>
		<b>GRAND TOTAL</b>		<b>819</b>	▲	<b>2.5%</b>	<b>+20</b>

**Filings by Major Case Category\*\***

Category	Summary	Change	% Change	Absolute Change
Adult Criminal	266	▲	+10.4%	+25
Child Dependency	45	▲	-11.8%	-6
Child in Need of Services/Supervision	24	▲	+500.0%	+20
Custody and Visitation	166	▼	-20.2%	-42
Delinquency	84	▼	+21.7%	+15

\* Compared to same time period as previous year  
 10/15/2024 1:35:12PM

\*\* Case Type Categories are defined in the 2017 Virginia Judicial Workload Assessment  
 Source: SCV-SQL-Information

Juvenile Miscellaneous	25	▲	+2,400.0%	+24
New to Workload Study	7	▲	+600.0%	+6
Other	110	▲	+4.8%	+5
Protective Orders	23	▲	-14.8%	-4
Support	63	▲	-19.2%	-15
Traffic	6	▼	-57.1%	-8
<b>GRAND TOTAL</b>	<b>819</b>	▲	2.5%	+20

2024 Overall GRAND TOTAL		Distribution of Caseload			Change*		Percentage (%) of Caseload		
<b>1,413</b>	+67 5.0%	<b>Adult</b>	790	56%	13.3% ▲	+93	<b>Adult</b>	51.8%	55.9%
2024		<b>Juvenile</b>	623	44%	-4.0% ▼	-26	<b>Juvenile</b>	48.2%	44.1%
2023		<b>GRAND TOTAL</b>	<b>1,413</b>	100%	5.0% ▲	+67	<b>GRAND TOTAL</b>	100%	100%

Filings by Division & Code

Division	Case Type Description	Code	Summary	Change	% Change	Absolute Change
<b>Adult</b>	Show Cause	SC	158	▲	+26.4%	+33
	Misdemeanor	CM	155	▼	-10.9%	-19
	Civil Support	VS	145	▲	+2.8%	+4
	Other	OT	107	▲	+23.0%	+20
	Family Abuse - Protective Order	FP	71	▲	+39.2%	+20
	Felony	CF	61	▲	+22.0%	+11
	Capias	CA	45	▲	-4.3%	-2
	Remand Support	RS	25	▲	+127.3%	+14
	Motion - Protective Order	MP	14	▲	+55.6%	+5
	Non-Family Abuse Protective Order	AP	7	▲	+250.0%	+5
	Violation Family Abuse Protective Order	PS	2	▲	-	+2
	<b>Total</b>		<b>790</b>	<b>▲</b>	<b>13.3%</b>	<b>+93</b>
<b>Juvenile</b>	Custody Visitation	CV	393	▼	-11.9%	-53
	Misdemeanor	DM	39	↔	-	-
	Remand Custody	RC	34	▲	+47.8%	+11
	Traffic	T	34	▼	-2.9%	-1
	Remand Visitation	RV	33	▲	+43.5%	+10
	Paternity	PT	16	▲	+77.8%	+7
	Truancy	TR	15	▲	+7.1%	+1
	Felony	DF	11	▲	+22.2%	+2
	Foster Care Review	FC	6	▲	+100.0%	+3
	Permanency Planning	PH	6	▼	-40.0%	-4
	Status	ST	6	▼	-40.0%	-4
	Abuse and Neglect	AN	5	▼	-44.4%	-4
	Temporary Detention Order	TD	5	▼	-37.5%	-3
	Show Cause	SC	4	▲	+300.0%	+3
	Terminate Parental Rights	TP	4	▲	+100.0%	+2
	Initial Foster Care	IF	3	▲	+50.0%	+1
	Voluntary Continuing Services and Support Agreem	VA	3	▲	-	+3
	Emergency Custody Order	EC	2	▲	-	+2
	Non-Family Abuse Protective Order	AP	2	↔	-	-
	Child In Need of Services	CS	1	↔	-	-
	Relief of Custody	CR	1	▼	-50.0%	-1
Capias	CA	0	▼	-100.0%	-1	
	<b>Total</b>		<b>623</b>	<b>▼</b>	<b>-4.0%</b>	<b>-26</b>
<b>GRAND TOTAL</b>			<b>1,413</b>	<b>▲</b>	<b>5.0%</b>	<b>+67</b>

Filings by Major Case Category\*\*

Category	Summary	Change	% Change	Absolute Change
Adult Criminal	371	▲	+4.2%	+15
Child Dependency	28	▲	-	0
Child in Need of Services/Supervision	16	▲	+6.7%	+1
Custody and Visitation	409	▲	-10.1%	-46
Delinquency	54	▲	+8.0%	+4
Juvenile Miscellaneous	6	▼	-40.0%	-4
Other	206	▲	+35.5%	+54
Protective Orders	94	▲	+46.9%	+30
Support	195	▲	+7.7%	+14

\* Compared to same time period as previous year  
 10/15/2024 1:35:12PM

\*\* Case Type Categories are defined in the 2017 Virginia Judicial Workload Assessment  
 Source: SCV-SQL-Information

Traffic	34	▼	-2.9%	-1
<b>GRAND TOTAL</b>	<b>1,413</b>	▲	5.0%	+67

2024 Overall GRAND TOTAL		Distribution of Caseload		Change*		Percentage (%) of Caseload			
<b>672</b>	-50 -6.9%	<b>Adult</b>	372 55%	-6.3%	▼	-25	<b>Adult</b>	55.0%	55.4%
2024		<b>Juvenile</b>	300 45%	-7.7%	▼	-25	<b>Juvenile</b>	45.0%	44.6%
2023		<b>GRAND TOTAL</b>	<b>672</b> 100%	-6.9%	▼	-50	<b>GRAND TOTAL</b>	100%	100%

**Filings by Division & Code**

Division	Case Type Description	Code	Summary	Change	% Change	Absolute Change
<b>Adult</b>	Misdemeanor	CM	75	▼	-9.6%	-8
	Other	OT	69	▼	-1.4%	-1
	Civil Support	VS	66	↔		-
	Show Cause	SC	64	▲	-8.6%	-6
	Felony	CF	31	▲	+3.3%	+1
	Family Abuse - Protective Order	FP	27	▼	-12.9%	-4
	Remand Support	RS	15	▲	+36.4%	+4
	Capias	CA	14	▼	-44.0%	-11
	Motion - Protective Order	MP	6	▲	+500.0%	+5
	Violation of Protective Order	PV	4	▼	-20.0%	-1
	Non-Family Abuse Protective Order	AP	1	↔		-
	Violation Family Abuse Protective Order	PS	0	▼	-100.0%	-4
	Total			<b>372</b>	▼	<b>-6.3%</b>
<b>Juvenile</b>	Custody Visitation	CV	156	▼	-21.6%	-43
	Misdemeanor	DM	31	▲	+3.3%	+1
	Remand Custody	RC	29	▲	+123.1%	+16
	Remand Visitation	RV	29	▲	+123.1%	+16
	Traffic	T	22	▼	-24.1%	-7
	Temporary Detention Order	TD	7	▲	+16.7%	+1
	Emergency Custody Order	EC	4	▲	+33.3%	+1
	Other	OT	4	▲	+100.0%	+2
	Family Abuse - Protective Order	FP	3	▲	-	+3
	Foster Care Review	FC	3	▲	-	+3
	Non-Family Abuse Protective Order	AP	3	▲	+50.0%	+1
	Paternity	PT	2	▼	-60.0%	-3
	Abuse and Neglect	AN	1	▼	-88.9%	-8
	Felony	DF	1	▼	-88.9%	-8
	Initial Foster Care	IF	1	↔		-
	Permanency Planning	PH	1	▲	-	+1
	Restoration of Parental Rights	RR	1	▲	-	+1
	Show Cause	SC	1	▲	-	+1
	Status	ST	1	▲	-	+1
	Child In Need of Services	CS	0	▼	-100.0%	-1
	Civil Violation	CI	0	▼	-100.0%	-1
	Motion - Protective Order	MP	0	▼	-100.0%	-1
	Relief of Custody	CR	0	▼	-100.0%	-1
Total			<b>300</b>	▼	<b>-7.7%</b>	<b>-25</b>
<b>GRAND TOTAL</b>			<b>672</b>	▼	<b>-6.9%</b>	<b>-50</b>

**Filings by Major Case Category\*\***

Category	Summary	Change	% Change	Absolute Change
Adult Criminal	174	▼	-17.9%	-38
Child Dependency	6	▲	-45.5%	-5
Child in Need of Services/Supervision	0	▼	-100.0%	-1
Custody and Visitation	158	▼	-22.5%	-46
Delinquency	33	▲	-15.4%	-6
Juvenile Miscellaneous	1	▲	-	+1
New to Workload Study	0	▼	-100.0%	-1

\* Compared to same time period as previous year  
 10/15/2024 1:35:12PM

\*\* Case Type Categories are defined in the 2017 Virginia Judicial Workload Assessment  
 Source: SCV-SQL-Information

Other	158	▲	+33.9%	+40
Protective Orders	40	▲	+11.1%	+4
Support	80	▲	+12.7%	+9
Traffic	22	▼	-24.1%	-7
<b>GRAND TOTAL</b>	<b>672</b>	▼	-6.9%	-50



2024 Overall GRAND TOTAL		Distribution of Caseload			Change*		Percentage (%) of Caseload		
<b>4,423</b>	-1,232 -21.8%	<b>Adult</b>	2,496	56%	-17.3% ▼	-523	<b>Adult</b>	53.4%	56.4%
		<b>Juvenile</b>	1,927	44%	-26.9% ▼	-709	<b>Juvenile</b>	46.6%	43.6%
		<b>GRAND TOTAL</b>	<b>4,423</b>	100%	-21.8% ▼	-1,232	<b>GRAND TOTAL</b>	100%	100%

Filings by Division & Code

Division	Case Type Description	Code	Summary	Change	% Change	Absolute Change	
<b>Adult</b>	Show Cause	SC	570	▲	+10.3%	+53	
	Civil Support	VS	560	▲	+0.2%	+1	
	Misdemeanor	CM	440	▼	-19.3%	-105	
	Other	OT	390	▼	-41.1%	-272	
	Family Abuse - Protective Order	FP	203	▼	-1.9%	-4	
	Felony	CF	128	▼	-9.9%	-14	
	Capias	CA	99	▼	-20.2%	-25	
	Remand Support	RS	75	▼	-66.8%	-151	
	Motion - Protective Order	MP	19	▲	+46.2%	+6	
	Non-Family Abuse Protective Order	AP	5	▼	-78.3%	-18	
	Violation of Protective Order	PV	4	▲	-	+4	
	Restricted License for Non-Support	SL	3	▲	+200.0%	+2	
		<b>Total</b>		<b>2,496</b>	▼	<b>-17.3%</b>	<b>-523</b>
<b>Juvenile</b>	Custody Visitation	CV	1,166	▼	-4.1%	-50	
	Misdemeanor	DM	170	▼	-24.8%	-56	
	Remand Visitation	RV	114	▼	-58.2%	-159	
	Remand Custody	RC	111	▼	-60.2%	-168	
	Status	ST	61	▼	-10.3%	-7	
	Felony	DF	44	▼	-68.6%	-96	
	Traffic	T	36	▼	-2.7%	-1	
	Emergency Custody Order	EC	32	▼	-71.9%	-82	
	Non-Family Abuse Protective Order	AP	30	▲	+15.4%	+4	
	Paternity	PT	28	▲	+7.7%	+2	
	Temporary Detention Order	TD	25	▼	-79.3%	-96	
	Foster Care Review	FC	23	▲	+187.5%	+15	
	Permanency Planning	PH	19	▲	+5.6%	+1	
	Initial Foster Care	IF	18	▲	+350.0%	+14	
	Abuse and Neglect	AN	11	▲	+83.3%	+5	
	Other	OT	9	▼	-73.5%	-25	
	Show Cause	SC	6	▲	-	+6	
	Capias	CA	5	↔	-	-	
	Mental Commitment	MC	4	▼	-50.0%	-4	
	Relief of Custody	CR	4	▲	+33.3%	+1	
	Terminate Parental Rights	TP	4	▼	-60.0%	-6	
	Family Abuse - Protective Order	FP	3	↔	-	-	
	Child In Need of Services	CS	2	▲	-	+2	
	Civil Violation	CI	1	▲	-	+1	
	Voluntary Continuing Services and Support Agreem	VA	1	▼	-85.7%	-6	
	Child at Risk	RI	0	▼	-100.0%	-4	
		<b>Total</b>		<b>1,927</b>	▼	<b>-26.9%</b>	<b>-709</b>
		<b>GRAND TOTAL</b>		<b>4,423</b>	▼	<b>-21.8%</b>	<b>-1,232</b>

Filings by Major Case Category\*\*

Category	Summary	Change	% Change	Absolute Change
Adult Criminal	1,038	▲	-11.0%	-128
Child Dependency	80	▲	+33.3%	+20
Child in Need of Services/Supervision	4	▲	-	+4
Custody and Visitation	1,194	▲	-3.9%	-48
Delinquency	223	▲	-39.9%	-148

\* Compared to same time period as previous year  
 10/15/2024 1:35:12PM

\*\* Case Type Categories are defined in the 2017 Virginia Judicial Workload Assessment  
 Source: SCV-SQL-Information

**CPSS - JCMS CASELOAD STATISTICS OF THE JUVENILE & DOMESTIC RELATIONS DISTRICT COURTS**  
 January 2024 thru September 2024 Filings (Compared to January 2023 thru September 2023)

Juvenile Miscellaneous	61	▼	-10.3%	-7
New to Workload Study	1	▲	-	+1
Other	760	▼	-55.7%	-957
Protective Orders	260	▼	-4.4%	-12
Support	766	▲	+6.1%	+44
Traffic	36	▼	-2.7%	-1
<b>GRAND TOTAL</b>	<b>4,423</b>	▼	-21.8%	-1,232

2024 Overall GRAND TOTAL		Distribution of Caseload		Change*		Percentage (%) of Caseload			
<b>653</b> 	+5	<b>Adult</b>	327	50%	3.5% ▲	+11	<b>Adult</b>	48.8%	50.1%
	0.8%	<b>Juvenile</b>	326	50%	-1.8% ▼	-6	<b>Juvenile</b>	51.2%	49.9%
		<b>GRAND TOTAL</b>	<b>653</b>	100%	0.8% ▲	+5	<b>GRAND TOTAL</b>	100%	100%

Filings by Division & Code

Division	Case Type Description	Code	Summary	Change	% Change	Absolute Change
<b>Adult</b>	Other	OT	68	▲	+17.2%	+10
	Civil Support	VS	66	▲	+6.5%	+4
	Misdemeanor	CM	57	▼	-1.7%	-1
	Show Cause	SC	51	▲	-3.8%	-2
	Family Abuse - Protective Order	FP	26	▼	-36.6%	-15
	Capias	CA	25	▲	+31.6%	+6
	Felony	CF	23	▲	+21.1%	+4
	Non-Family Abuse Protective Order	AP	5	▲	-	+5
	Motion - Protective Order	MP	2	▼	-33.3%	-1
	Emergency Substantial Risk Order	SR	1	▲	-	+1
	Remand Support	RS	1	▼	-66.7%	-2
	Restricted License for Non-Support	SL	1	▲	-	+1
	Violation of Protective Order	PV	1	▲	-	+1
	<b>Total</b>			<b>327</b>	<b>▲</b>	<b>3.5%</b>
<b>Juvenile</b>	Custody Visitation	CV	165	▲	+7.1%	+11
	Misdemeanor	DM	38	▼	-50.6%	-39
	Traffic	T	30	▼	-37.5%	-18
	Abuse and Neglect	AN	25	▲	+150.0%	+15
	Felony	DF	24	▲	+200.0%	+16
	Non-Family Abuse Protective Order	AP	12	▲	+300.0%	+9
	Foster Care Review	FC	6	▲	+200.0%	+4
	Show Cause	SC	6	▼	-25.0%	-2
	Paternity	PT	5	▲	+66.7%	+2
	Permanency Planning	PH	4	↔	-	-
	Initial Foster Care	IF	2	↔	-	-
	Remand Custody	RC	2	▼	-33.3%	-1
	Remand Visitation	RV	2	↔	-	-
	Terminate Parental Rights	TP	2	↔	-	-
	Civil Violation	CI	1	▼	-50.0%	-1
	Emergency Custody Order	EC	1	▲	-	+1
	Truancy	TR	1	▲	-	+1
	Capias	CA	0	▼	-100.0%	-1
	Child at Risk	RI	0	▼	-100.0%	-1
	Other	OT	0	▼	-100.0%	-1
	Relief of Custody	CR	0	▼	-100.0%	-1
<b>Total</b>			<b>326</b>	<b>▼</b>	<b>-1.8%</b>	<b>-6</b>
<b>GRAND TOTAL</b>			<b>653</b>	<b>▲</b>	<b>0.8%</b>	<b>+5</b>

Filings by Major Case Category\*\*

Category	Summary	Change	% Change	Absolute Change
Adult Criminal	122	▲	-4.7%	-6
Child Dependency	39	▲	+77.3%	+17
Child in Need of Services/Supervision	1	▲	-	0
Custody and Visitation	170	▲	+8.3%	+13
Delinquency	68	▲	-26.9%	-25
New to Workload Study	2	▲	-	0
Other	74	▲	+10.4%	+7
Protective Orders	45	▲	-4.3%	-2

\* Compared to same time period as previous year  
 10/15/2024 1:35:12PM

\*\* Case Type Categories are defined in the 2017 Virginia Judicial Workload Assessment  
 Source: SCV-SQL-Information

Support	102	▲	+22.9%	+19
Traffic	30	▼	-37.5%	-18
<b>GRAND TOTAL</b>	<b>653</b>	▲	0.8%	+5

2024 Overall GRAND TOTAL		Distribution of Caseload		Change*		Percentage (%) of Caseload			
<b>508</b> 	+19 3.9%	<b>Adult</b>	284	56%	13.1% ▲	+33	<b>Adult</b>	51.3%	55.9%
		<b>Juvenile</b>	224	44%	-5.9% ▼	-14	<b>Juvenile</b>	48.7%	44.1%
		<b>GRAND TOTAL</b>	<b>508</b>	100%	3.9% ▲	+19	<b>GRAND TOTAL</b>	100%	100%

Filings by Division & Code

Division	Case Type Description	Code	Summary	Change	% Change	Absolute Change
<b>Adult</b>	Misdemeanor	CM	80	▲	+25.0%	+16
	Show Cause	SC	53	▲	+32.5%	+13
	Other	OT	44	▼	+2.3%	+1
	Civil Support	VS	34	▼	-27.7%	-13
	Felony	CF	26	▲	+36.8%	+7
	Capias	CA	20	▲	+5.3%	+1
	Family Abuse - Protective Order	FP	19	▲	+35.7%	+5
	Non-Family Abuse Protective Order	AP	6	▲	+200.0%	+4
	Motion - Protective Order	MP	2	▲	-	+2
	Restricted License for Non-Support	SL	0	▼	-100.0%	-2
	Violation Family Abuse Protective Order	PS	0	▼	-100.0%	-1
	<b>Total</b>		<b>284</b>	<b>▲</b>	<b>13.1%</b>	<b>+33</b>
<b>Juvenile</b>	Custody Visitation	CV	89	▼	-25.8%	-31
	Misdemeanor	DM	40	▼	-11.1%	-5
	Status	ST	13	▲	-	+13
	Terminate Parental Rights	TP	12	▲	-	+12
	Traffic	T	12	▼	-33.3%	-6
	Felony	DF	11	▼	-26.7%	-4
	Foster Care Review	FC	9	▲	+80.0%	+4
	Abuse and Neglect	AN	8	▲	+60.0%	+3
	Paternity	PT	6	▲	+50.0%	+2
	Permanency Planning	PH	6	▼	-33.3%	-3
	Child In Need of Services	CS	4	▲	-	+4
	Initial Foster Care	IF	4	▼	-55.6%	-5
	Capias	CA	3	▲	+200.0%	+2
	Voluntary Continuing Services and Support Agree	VA	3	▲	+50.0%	+1
	Civil Violation	CI	1	▲	-	+1
	Mental Commitment	MC	1	▲	-	+1
	Remand Custody	RC	1	▲	-	+1
	Temporary Detention Order	TD	1	↔	-	-
	Show Cause	SC	0	▼	-100.0%	-2
	Truancy	TR	0	▼	-100.0%	-2
	<b>Total</b>		<b>224</b>	<b>▼</b>	<b>-5.9%</b>	<b>-14</b>
<b>GRAND TOTAL</b>			<b>508</b>	<b>▲</b>	<b>3.9%</b>	<b>+19</b>

Filings by Major Case Category\*\*

Category	Summary	Change	% Change	Absolute Change
Adult Criminal	151	▲	+28.0%	+33
Child Dependency	42	▲	+40.0%	+12
Child in Need of Services/Supervision	4	▲	+100.0%	+2
Custody and Visitation	95	▲	-23.4%	-29
Delinquency	54	▲	-14.3%	-9
Juvenile Miscellaneous	13	▲	-	+13
New to Workload Study	1	▲	-	+1
Other	47	▲	+6.8%	+3
Protective Orders	27	▲	+68.8%	+11
Support	62	▼	-16.2%	-12

\* Compared to same time period as previous year  
 10/15/2024 1:35:12PM

\*\* Case Type Categories are defined in the 2017 Virginia Judicial Workload Assessment  
 Source: SCV-SQL-Information

CPSS - JCMS CASELOAD STATISTICS OF THE JUVENILE & DOMESTIC RELATIONS DISTRICT COURTS  
January 2024 thru September 2024 Filings (Compared to January 2023 thru September 2023)

Traffic		12	▼	-33.3%	-6
	<b>GRAND TOTAL</b>	<b>508</b>	▲	3.9%	+19

2024 Overall GRAND TOTAL		Distribution of Caseload			Change*		Percentage (%) of Caseload		
<b>393</b>	-9 -2.2%	<b>Adult</b>	212	54%	29.3% ▲	+48	<b>Adult</b>	40.8%	53.9%
2024		<b>Juvenile</b>	181	46%	-23.9% ▼	-57	<b>Juvenile</b>	59.2%	46.1%
2023		<b>GRAND TOTAL</b>	<b>393</b>	100%	-2.2% ▼	-9	<b>GRAND TOTAL</b>	100%	100%

Filings by Division & Code

Division	Case Type Description	Code	Summary	Change	% Change	Absolute Change
<b>Adult</b>	Other	OT	51	▲	+88.9%	+24
	Misdemeanor	CM	45	▲	+164.7%	+28
	Show Cause	SC	39	▲	+39.3%	+11
	Civil Support	VS	33	▼	-13.2%	-5
	Felony	CF	19	▼	-26.9%	-7
	Capias	CA	13	▼	-38.1%	-8
	Family Abuse - Protective Order	FP	10	▲	+100.0%	+5
	Remand Support	RS	1	▲	-	+1
	Restricted License for Non-Support	SL	1	↔	-	-
	Non-Family Abuse Protective Order	AP	0	▼	-100.0%	-1
	<b>Total</b>		<b>212</b>	<b>▲</b>	<b>29.3%</b>	<b>+48</b>
<b>Juvenile</b>	Custody Visitation	CV	71	▼	-35.5%	-39
	Misdemeanor	DM	38	▲	+15.2%	+5
	Felony	DF	14	▼	-6.7%	-1
	Foster Care Review	FC	14	▼	-6.7%	-1
	Traffic	T	13	▼	-27.8%	-5
	Emergency Custody Order	EC	4	▼	-63.6%	-7
	Permanency Planning	PH	4	▲	+33.3%	+1
	Status	ST	4	▲	+100.0%	+2
	Child In Need of Services	CS	3	↔	-	-
	Remand Visitation	RV	3	▲	-	+3
	Temporary Detention Order	TD	3	▼	-50.0%	-3
	Non-Family Abuse Protective Order	AP	2	▲	-	+2
	Remand Custody	RC	2	▲	-	+2
	Show Cause	SC	2	▲	-	+2
	Initial Foster Care	IF	1	↔	-	-
	Other	OT	1	▲	-	+1
	Paternity	PT	1	▼	-75.0%	-3
	Special Immigrant Juvenile Status	SI	1	▲	-	+1
	Abuse and Neglect	AN	0	▼	-100.0%	-3
	Qualified Residential Treatment	QR	0	▼	-100.0%	-1
Terminate Parental Rights	TP	0	▼	-100.0%	-12	
Truancy	TR	0	▼	-100.0%	-1	
	<b>Total</b>		<b>181</b>	<b>▼</b>	<b>-23.9%</b>	<b>-57</b>
<b>GRAND TOTAL</b>			<b>393</b>	<b>▼</b>	<b>-2.2%</b>	<b>-9</b>

Filings by Major Case Category\*\*

Category	Summary	Change	% Change	Absolute Change
Adult Criminal	102	▲	+29.1%	+23
Child Dependency	19	▼	-45.7%	-16
Child in Need of Services/Supervision	3	▼	-25.0%	-1
Custody and Visitation	72	▼	-36.8%	-42
Delinquency	54	▲	+12.5%	+6
Juvenile Miscellaneous	5	▲	+150.0%	+3
New to Workload Study	1	▲	-	+1
Other	64	▲	+45.5%	+20
Protective Orders	12	▲	+100.0%	+6
Support	48	▼	-7.7%	-4

\* Compared to same time period as previous year  
 10/15/2024 1:35:12PM

\*\* Case Type Categories are defined in the 2017 Virginia Judicial Workload Assessment  
 Source: SCV-SQL-Information

---

Traffic		13	▼	-27.8%	-5
	<b>GRAND TOTAL</b>	<b>393</b>	▼	-2.2%	-9

---

---



2024 Overall GRAND TOTAL		Distribution of Caseload			Change*		Percentage (%) of Caseload		
<b>1,634</b>	-363 -18.2%	<b>Adult</b>	858	53%	-13.7% ▼	-136	<b>Adult</b>	49.8%	52.5%
2024		<b>Juvenile</b>	776	47%	-22.6% ▼	-227	<b>Juvenile</b>	50.2%	47.5%
2023		<b>GRAND TOTAL</b>	<b>1,634</b>	100%	-18.2% ▼	-363	<b>GRAND TOTAL</b>	100%	100%

Filings by Division & Code

Division	Case Type Description	Code	Summary	Change	% Change	Absolute Change	
<b>Adult</b>	Civil Support	VS	178	▲	+2.3%	+4	
	Misdemeanor	CM	170	▼	-22.0%	-48	
	Show Cause	SC	143	▼	-30.2%	-62	
	Other	OT	115	▼	-11.5%	-15	
	Family Abuse - Protective Order	FP	97	▼	-5.8%	-6	
	Felony	CF	70	▲	+12.9%	+8	
	Capias	CA	59	▼	-24.4%	-19	
	Motion - Protective Order	MP	14	▲	+75.0%	+6	
	Violation of Protective Order	PV	7	▲	+600.0%	+6	
	Non-Family Abuse Protective Order	AP	2	▼	-71.4%	-5	
	Violation Family Abuse Protective Order	PS	2	▲	-	+2	
	Bond Forfeiture	BF	1	▲	-	+1	
	Emergency Substantial Risk Order	SR	0	▼	-100.0%	-4	
	Protective Order	PC	0	▼	-100.0%	-1	
	Remand Support	RS	0	▼	-100.0%	-2	
Restricted License for Non-Support	SL	0	▼	-100.0%	-1		
	<b>Total</b>		<b>858</b>	▼	<b>-13.7%</b>	<b>-136</b>	
<b>Juvenile</b>	Custody Visitation	CV	416	▼	-31.2%	-189	
	Misdemeanor	DM	103	▼	-2.8%	-3	
	Felony	DF	43	▲	+19.4%	+7	
	Foster Care Review	FC	39	▲	+44.4%	+12	
	Traffic	T	37	▲	+8.8%	+3	
	Abuse and Neglect	AN	20	▼	-42.9%	-15	
	Permanency Planning	PH	14	▼	-22.2%	-4	
	Show Cause	SC	14	▲	+40.0%	+4	
	Truancy	TR	12	▲	+20.0%	+2	
	Non-Family Abuse Protective Order	AP	11	▼	-26.7%	-4	
	Initial Foster Care	IF	10	▼	-37.5%	-6	
	Emergency Custody Order	EC	9	↔	-	-	
	Paternity	PT	8	▲	+14.3%	+1	
	Status	ST	8	▼	-20.0%	-2	
	Temporary Detention Order	TD	7	▲	+16.7%	+1	
	Terminate Parental Rights	TP	6	▼	-80.0%	-24	
	Mental Commitment	MC	4	▲	+33.3%	+1	
	Capias	CA	3	▲	-	+3	
	Relief of Custody	CR	3	↔	-	-	
	Remand Custody	RC	2	▼	-33.3%	-1	
	Remand Visitation	RV	2	▼	-33.3%	-1	
	Voluntary Continuing Services and Support Agreem	VA	2	▲	+100.0%	+1	
	Child In Need of Services	CS	1	↔	-	-	
	Civil Violation	CI	1	▼	-80.0%	-4	
	Other	OT	1	▲	-	+1	
	Motion - Protective Order	MP	0	▼	-100.0%	-2	
	Qualified Residential Treatment	QR	0	▼	-100.0%	-3	
	Special Immigrant Juvenile Status	SI	0	▼	-100.0%	-5	
		<b>Total</b>		<b>776</b>	▼	<b>-22.6%</b>	<b>-227</b>
	<b>GRAND TOTAL</b>			<b>1,634</b>	▼	<b>-18.2%</b>	<b>-363</b>

\* Compared to same time period as previous year  
 10/15/2024 1:35:12PM

\*\* Case Type Categories are defined in the 2017 Virginia Judicial Workload Assessment  
 Source: SCV-SQL-Information

Filings by Major Case Category\*\*

Category	Summary	Change	% Change	Absolute Change
Adult Criminal	395	▲	-18.0%	-87
Child Dependency	94	▼	-29.3%	-39
Child in Need of Services/Supervision	18	▲	+63.6%	+7
Custody and Visitation	424	▼	-30.7%	-188
Delinquency	158	▲	+3.9%	+6
Juvenile Miscellaneous	8	▼	-20.0%	-2
New to Workload Study	1	▼	-92.9%	-13
Other	140	▲	-10.3%	-16
Protective Orders	124	▼	-8.1%	-11
Support	235	▼	-8.9%	-23
Traffic	37	▲	+8.8%	+3
<b>GRAND TOTAL</b>	<b>1,634</b>	▼	-18.2%	-363

\* Compared to same time period as previous year  
 10/15/2024 1:35:12PM

\*\* Case Type Categories are defined in the 2017 Virginia Judicial Workload Assessment  
 Source: SCV-SQL-Information

2024 Overall GRAND TOTAL		Distribution of Caseload			Change*		Percentage (%) of Caseload		
<b>1,554</b> +198 14.6% 	<b>Adult</b> <b>Juvenile</b> <b>GRAND TOTAL</b>	791	51%	16.8% ▲	+114	<b>Adult</b> <b>Juvenile</b> <b>GRAND TOTAL</b>	2023	2024	
		763	49%	12.4% ▲	+84		49.9%	50.9%	
		<b>1,554</b>	100%	14.6% ▲	+198		100%	100%	

Filings by Division & Code

Division	Case Type Description	Code	Summary	Change	% Change	Absolute Change
<b>Adult</b>	Misdemeanor	CM	215	▲	+28.0%	+47
	Civil Support	VS	149	▼	-7.5%	-12
	Other	OT	128	▼	+43.8%	+39
	Family Abuse - Protective Order	FP	106	▲	+45.2%	+33
	Show Cause	SC	92	▲	+9.5%	+8
	Felony	CF	54	▲	+25.6%	+11
	Capias	CA	25	▼	-44.4%	-20
	Motion - Protective Order	MP	12	▲	+33.3%	+3
	Non-Family Abuse Protective Order	AP	7	▲	+133.3%	+4
	Remand Support	RS	3	▲	-	+3
	Protective Order	PC	0	▼	-100.0%	-2
		<b>Total</b>		<b>791</b>	<b>▲</b>	<b>16.8%</b>
<b>Juvenile</b>	Custody Visitation	CV	452	▲	+8.1%	+34
	Misdemeanor	DM	131	▲	+39.4%	+37
	Felony	DF	49	▼	-5.8%	-3
	Traffic	T	44	▼	-6.4%	-3
	Non-Family Abuse Protective Order	AP	17	▼	-15.0%	-3
	Civil Violation	CI	15	▲	+150.0%	+9
	Show Cause	SC	15	▲	+200.0%	+10
	Foster Care Review	FC	10	▲	+25.0%	+2
	Paternity	PT	7	▲	+250.0%	+5
	Family Abuse - Protective Order	FP	6	▲	+500.0%	+5
	Terminate Parental Rights	TP	6	▲	-	+6
	Abuse and Neglect	AN	3	▼	-62.5%	-5
	Remand Custody	RC	3	▲	-	+3
	Capias	CA	2	▼	-33.3%	-1
	Permanency Planning	PH	1	▼	-66.7%	-2
	Remand Visitation	RV	1	▲	-	+1
	Special Immigrant Juvenile Status	SI	1	▲	-	+1
	Entrustment	ET	0	▼	-100.0%	-2
	Initial Foster Care	IF	0	▼	-100.0%	-7
	Status	ST	0	▼	-100.0%	-2
Truancy	TR	0	▼	-100.0%	-1	
	<b>Total</b>		<b>763</b>	<b>▲</b>	<b>12.4%</b>	<b>+84</b>
<b>GRAND TOTAL</b>			<b>1,554</b>	<b>▲</b>	<b>14.6%</b>	<b>+198</b>

Filings by Major Case Category\*\*

Category	Summary	Change	% Change	Absolute Change
Adult Criminal	365	▼	+12.3%	+40
Child Dependency	20	▲	-28.6%	-8
Child in Need of Services/Supervision	0	▼	-100.0%	-1
Custody and Visitation	459	▲	+9.3%	+39
Delinquency	197	▲	+27.9%	+43
Juvenile Miscellaneous	0	▼	-100.0%	-2
New to Workload Study	16	▲	+166.7%	+10
Other	135	▲	+51.7%	+46
Protective Orders	148	▲	+39.6%	+42
Support	170	▼	-4.5%	-8

\* Compared to same time period as previous year  
 10/15/2024 1:35:12PM

\*\* Case Type Categories are defined in the 2017 Virginia Judicial Workload Assessment  
 Source: SCV-SQL-Information

Traffic		44	▼	-6.4%	-3
	<b>GRAND TOTAL</b>	<b>1,554</b>	▲	14.6%	+198

2024 Overall GRAND TOTAL		Distribution of Caseload			Change*		Percentage (%) of Caseload		
2024	<b>173</b>	<b>Adult</b>	121	70%	17.5% ▲	+18	<b>Adult</b>	60.2%	69.9%
		<b>Juvenile</b>	52	30%	-23.5% ▼	-16	<b>Juvenile</b>	39.8%	30.1%
		<b>GRAND TOTAL</b>	<b>173</b>	100%	1.2% ▲	+2	<b>GRAND TOTAL</b>	100%	100%

Filings by Division & Code

Division	Case Type Description	Code	Summary	Change	% Change	Absolute Change
<b>Adult</b>	Civil Support	VS	31	▲	+63.2%	+12
	Misdemeanor	CM	26	▲	+4.0%	+1
	Show Cause	SC	20	▲	+53.8%	+7
	Other	OT	17	▼	-34.6%	-9
	Family Abuse - Protective Order	FP	15	▲	+87.5%	+7
	Felony	CF	9	▲	+350.0%	+7
	Capias	CA	2	▼	-75.0%	-6
	Motion - Protective Order	MP	1	↔		-
	Non-Family Abuse Protective Order	AP	0	▼	-100.0%	-1
	<b>Total</b>			<b>121</b>	<b>▲</b>	<b>17.5%</b>
<b>Juvenile</b>	Custody Visitation	CV	43	▼	-21.8%	-12
	Paternity	PT	3	▲	-	+3
	Child In Need of Services	CS	2	▲	-	+2
	Non-Family Abuse Protective Order	AP	2	▲	-	+2
	Foster Care Review	FC	1	↔		-
	Traffic	T	1	▼	-88.9%	-8
	Misdemeanor	DM	0	▼	-100.0%	-2
	Truancy	TR	0	▼	-100.0%	-1
<b>Total</b>			<b>52</b>	<b>▼</b>	<b>-23.5%</b>	<b>-16</b>
<b>GRAND TOTAL</b>			<b>173</b>	<b>▲</b>	<b>1.2%</b>	<b>+2</b>

Filings by Major Case Category\*\*

Category	Summary	Change	% Change	Absolute Change
Adult Criminal	46	▲	+24.3%	+9
Child Dependency	1	↔		0
Child in Need of Services/Supervision	2	▲	+100.0%	+1
Custody and Visitation	46	▲	-16.4%	-9
Delinquency	0	▼	-100.0%	-2
Other	17	▼	-34.6%	-9
Protective Orders	18	▲	+80.0%	+8
Support	42	▲	+40.0%	+12
Traffic	1	▼	-88.9%	-8
<b>GRAND TOTAL</b>	<b>173</b>	<b>▲</b>	<b>1.2%</b>	<b>+2</b>

\* Compared to same time period as previous year  
 10/15/2024 1:35:12PM

\*\* Case Type Categories are defined in the 2017 Virginia Judicial Workload Assessment  
 Source: SCV-SQL-Information

2024 Overall GRAND TOTAL		Distribution of Caseload			Change*		Percentage (%) of Caseload		
<b>473</b>	-32 -6.3%	<b>Adult</b>	238	50%	0.0%	0	<b>Adult</b>	47.1%	50.3%
2024		<b>Juvenile</b>	235	50%	-12.0%	-32	<b>Juvenile</b>	52.9%	49.7%
2023		<b>GRAND TOTAL</b>	<b>473</b>	100%	-6.3%	-32	<b>GRAND TOTAL</b>	100%	100%

Filings by Division & Code

Division	Case Type Description	Code	Summary	Change	% Change	Absolute Change
<b>Adult</b>	Misdemeanor	CM	54	▼	-25.0%	-18
	Show Cause	SC	45	▲	+25.0%	+9
	Civil Support	VS	40	▲	+5.3%	+2
	Other	OT	37	▲	+311.1%	+28
	Family Abuse - Protective Order	FP	33	▲	+17.9%	+5
	Felony	CF	20	▼	-45.9%	-17
	Capias	CA	6	▼	-62.5%	-10
	Non-Family Abuse Protective Order	AP	2	▲	-	+2
	Motion - Protective Order	MP	1	↔	-	-
	Restricted License for Non-Support	SL	0	▼	-100.0%	-1
	<b>Total</b>		<b>238</b>		<b>0.0%</b>	<b>0</b>
<b>Juvenile</b>	Custody Visitation	CV	84	▼	-20.0%	-21
	Traffic	T	44	▲	+46.7%	+14
	Misdemeanor	DM	43	▲	+10.3%	+4
	Permanency Planning	PH	22	▲	+633.3%	+19
	Foster Care Review	FC	17	▼	-37.0%	-10
	Felony	DF	13	▲	+85.7%	+6
	Paternity	PT	3	▲	-	+3
	Child In Need of Services	CS	2	▼	-33.3%	-1
	Temporary Detention Order	TD	2	▲	-	+2
	Capias	CA	1	▲	-	+1
	Civil Violation	CI	1	↔	-	-
	Special Immigrant Juvenile Status	SI	1	▲	-	+1
	Terminate Parental Rights	TP	1	▼	-66.7%	-2
	Truancy	TR	1	▼	-50.0%	-1
	Abuse and Neglect	AN	0	▼	-100.0%	-26
	Emergency Custody Order	EC	0	▼	-100.0%	-1
	Family Abuse - Protective Order	FP	0	▼	-100.0%	-2
	Initial Foster Care	IF	0	▼	-100.0%	-7
	Non-Family Abuse Protective Order	AP	0	▼	-100.0%	-4
	Other	OT	0	▼	-100.0%	-1
	Remand Custody	RC	0	▼	-100.0%	-1
Remand Visitation	RV	0	▼	-100.0%	-1	
Show Cause	SC	0	▼	-100.0%	-1	
Status	ST	0	▼	-100.0%	-3	
	<b>Total</b>		<b>235</b>	▼	<b>-12.0%</b>	<b>-32</b>
<b>GRAND TOTAL</b>			<b>473</b>	▼	<b>-6.3%</b>	<b>-32</b>

Filings by Major Case Category\*\*

Category	Summary	Change	% Change	Absolute Change
Adult Criminal	117	▼	-20.9%	-31
Child Dependency	40	▲	-39.4%	-26
Child in Need of Services/Supervision	3	▼	-40.0%	-2
Custody and Visitation	87	▲	-17.1%	-18
Delinquency	57	▲	+21.3%	+10
Juvenile Miscellaneous	0	▼	-100.0%	-3
New to Workload Study	2	▲	+100.0%	+1
Other	39	▲	+200.0%	+26

\* Compared to same time period as previous year  
 10/15/2024 1:35:12PM

\*\* Case Type Categories are defined in the 2017 Virginia Judicial Workload Assessment  
 Source: SCV-SQL-Information

**CPSS - JCMS CASELOAD STATISTICS OF THE JUVENILE & DOMESTIC RELATIONS DISTRICT COURTS**  
 January 2024 thru September 2024 Filings (Compared to January 2023 thru September 2023)

Protective Orders	36	▲	+2.9%	+1
Support	48	▼	-7.7%	-4
Traffic	44	▲	+46.7%	+14
<b>GRAND TOTAL</b>	<b>473</b>	▼	-6.3%	-32

2024 Overall GRAND TOTAL		Distribution of Caseload			Change*		Percentage (%) of Caseload		
<b>10,994</b>	+1,112 11.3%	<b>Adult</b>	6,878	63%	11.4% ▲	+706	<b>Adult</b>	2023 62.5%	2024 62.6%
2024		<b>Juvenile</b>	4,116	37%	10.9% ▲	+406	<b>Juvenile</b>	37.5%	37.4%
2023		<b>GRAND TOTAL</b>	<b>10,994</b>	100%	11.3% ▲	+1,112	<b>GRAND TOTAL</b>	100%	100%

Filings by Division & Code

Division	Case Type Description	Code	Summary	Change	% Change	Absolute Change	
<b>Adult</b>	Misdemeanor	CM	1,875	▲	+8.9%	+154	
	Other	OT	1,303	▼	+6.3%	+77	
	Show Cause	SC	1,013	▲	+23.7%	+194	
	Civil Support	VS	974	▲	+14.9%	+126	
	Felony	CF	737	▲	+41.5%	+216	
	Family Abuse - Protective Order	FP	459	▲	+6.7%	+29	
	Capias	CA	442	▼	-15.5%	-81	
	Violation of Protective Order	PV	22	▼	-12.0%	-3	
	Non-Family Abuse Protective Order	AP	20	▲	+17.6%	+3	
	Motion - Protective Order	MP	18	▼	-14.3%	-3	
	Remand Support	RS	12	▼	-29.4%	-5	
	Protective Order	PC	2	▲	-	+2	
	Bond Forfeiture	BF	1	▼	-50.0%	-1	
	Restricted License for Non-Support	SL	0	▼	-100.0%	-2	
	<b>Total</b>		<b>6,878</b>	<b>▲</b>	<b>11.4%</b>	<b>+706</b>	
<b>Juvenile</b>	Custody Visitation	CV	2,151	▲	+0.1%	+2	
	Misdemeanor	DM	593	▲	+45.0%	+184	
	Felony	DF	192	▼	-1.5%	-3	
	Civil Violation	CI	150	▲	+51.5%	+51	
	Mental Commitment	MC	133	▲	+7.3%	+9	
	Truancy	TR	129	▲	+1.6%	+2	
	Status	ST	114	▼	+48.1%	+37	
	Traffic	T	76	▲	+8.6%	+6	
	Non-Family Abuse Protective Order	AP	75	▲	+134.4%	+43	
	Foster Care Review	FC	66	▲	+24.5%	+13	
	Paternity	PT	66	▼	-2.9%	-2	
	Abuse and Neglect	AN	60	▲	+13.2%	+7	
	Permanency Planning	PH	58	▲	+48.7%	+19	
	Initial Foster Care	IF	50	▲	+66.7%	+20	
	Show Cause	SC	47	▲	+123.8%	+26	
	Child In Need of Services	CS	46	▲	+12.2%	+5	
	Terminate Parental Rights	TP	31	▲	+19.2%	+5	
	Remand Custody	RC	24	▼	-20.0%	-6	
	Other	OT	17	▲	+6.3%	+1	
	Special Immigrant Juvenile Status	SI	12	▲	+200.0%	+8	
	Voluntary Continuing Services and Support Agreement	VA	8	▲	+60.0%	+3	
	Temporary Detention Order	TD	5	▼	-80.8%	-21	
	Entrustment	ET	4	▲	-	+4	
	Family Abuse - Protective Order	FP	4	↔	-	-	
	Emergency Custody Order	EC	2	▼	-83.3%	-10	
	Capias	CA	1	▲	-	+1	
	Qualified Residential Treatment	QR	1	▲	-	+1	
	Remand Visitation	RV	1	▲	-	+1	
		<b>Total</b>		<b>4,116</b>	<b>▲</b>	<b>10.9%</b>	<b>+406</b>
	<b>GRAND TOTAL</b>			<b>10,994</b>	<b>▲</b>	<b>11.3%</b>	<b>+1,112</b>

\* Compared to same time period as previous year  
 10/15/2024 1:35:12PM

\*\* Case Type Categories are defined in the 2017 Virginia Judicial Workload Assessment  
 Source: SCV-SQL-Information



Filings by Major Case Category\*\*

Category	Summary	Change	% Change	Absolute Change
Adult Criminal	3,800	▲	+12.0%	+406
Child Dependency	278	▲	+35.0%	+72
Child in Need of Services/Supervision	175	▲	+4.2%	+7
Custody and Visitation	2,217	▼		0
Delinquency	833	▲	+33.3%	+208
Juvenile Miscellaneous	116	▲	+50.6%	+39
New to Workload Study	162	▲	+57.3%	+59
Other	1,495	▲	+3.0%	+44
Protective Orders	576	▲	+14.3%	+72
Support	1,266	▼	+18.7%	+199
Traffic	76	▲	+8.6%	+6
<b>GRAND TOTAL</b>	<b>10,994</b>	▲	11.3%	+1,112

2024 Overall GRAND TOTAL		Distribution of Caseload			Change*		Percentage (%) of Caseload		
<b>7,987</b>	-90 -1.1%	<b>Adult</b>	4,382	55%	2.5% ▲	+107	<b>Adult</b>	52.9%	54.9%
2024		<b>Juvenile</b>	3,605	45%	-5.2% ▼	-197	<b>Juvenile</b>	47.1%	45.1%
2023		<b>GRAND TOTAL</b>	<b>7,987</b>	100%	-1.1% ▼	-90	<b>GRAND TOTAL</b>	100%	100%

Filings by Division & Code

Division	Case Type Description	Code	Summary	Change	% Change	Absolute Change	
<b>Adult</b>	Show Cause	SC	984	▲	+16.0%	+136	
	Misdemeanor	CM	930	▲	+13.6%	+111	
	Other	OT	802	▼	-10.9%	-98	
	Civil Support	VS	653	▲	+2.7%	+17	
	Family Abuse - Protective Order	FP	330	▼	-1.8%	-6	
	Capias	CA	312	▼	-14.3%	-52	
	Felony	CF	242	▼	-12.0%	-33	
	Remand Support	RS	73	▲	+62.2%	+28	
	Non-Family Abuse Protective Order	AP	19	▲	+58.3%	+7	
	Violation of Protective Order	PV	17	▼	-22.7%	-5	
	Motion - Protective Order	MP	14	▲	+7.7%	+1	
	Restricted License for Non-Support	SL	4	↔		-	
	Bond Forfeiture	BF	1	↔		-	
	Criminal Support	CS	1	▲	-	+1	
	<b>Total</b>		<b>4,382</b>	<b>▲</b>	<b>2.5%</b>	<b>+107</b>	
<b>Juvenile</b>	Custody Visitation	CV	2,061	▼	-10.9%	-252	
	Misdemeanor	DM	374	▼	-9.4%	-39	
	Felony	DF	180	▲	+6.5%	+11	
	Truancy	TR	116	▲	+13.7%	+14	
	Remand Visitation	RV	100	▲	+81.8%	+45	
	Status	ST	100	▼	-29.6%	-42	
	Remand Custody	RC	98	▲	+75.0%	+42	
	Paternity	PT	82	▼	-9.9%	-9	
	Traffic	T	67	▲	+28.8%	+15	
	Permanency Planning	PH	63	▲	+14.5%	+8	
	Temporary Detention Order	TD	53	▼	-26.4%	-19	
	Foster Care Review	FC	49	▲	+44.1%	+15	
	Abuse and Neglect	AN	42	▼	-44.7%	-34	
	Terminate Parental Rights	TP	39	▲	+95.0%	+19	
	Show Cause	SC	31	▲	+34.8%	+8	
	Non-Family Abuse Protective Order	AP	27	▲	+28.6%	+6	
	Voluntary Continuing Services and Support Agree	VA	26	▲	+85.7%	+12	
	Emergency Custody Order	EC	22	▲	+100.0%	+11	
	Initial Foster Care	IF	22	▼	-31.3%	-10	
	Other	OT	12	▲	+300.0%	+9	
	Family Abuse - Protective Order	FP	11	▲	+266.7%	+8	
	Civil Violation	CI	6	▼	-68.4%	-13	
	Entrustment	ET	6	▲	+50.0%	+2	
	Capias	CA	5	▼	-37.5%	-3	
	Child In Need of Services	CS	5	▼	-28.6%	-2	
	Relief of Custody	CR	4	↔		-	
	Mental Commitment	MC	2	▲	+100.0%	+1	
	Juvenile Support	JS	1	▲	-	+1	
	Special Immigrant Juvenile Status	SI	1	↔		-	
	Emancipation	EP	0	▼	-100.0%	-1	
		<b>Total</b>		<b>3,605</b>	<b>▼</b>	<b>-5.2%</b>	<b>-197</b>
		<b>GRAND TOTAL</b>		<b>7,987</b>	<b>▼</b>	<b>-1.1%</b>	<b>-90</b>

\* Compared to same time period as previous year  
 10/15/2024 1:35:12PM

\*\* Case Type Categories are defined in the 2017 Virginia Judicial Workload Assessment  
 Source: SCV-SQL-Information

Filings by Major Case Category\*\*

Category	Summary	Change	% Change	Absolute Change
Adult Criminal	2,208	▼	+3.6%	+77
Child Dependency	251	▲	+5.0%	+12
Child in Need of Services/Supervision	121	▼	+11.0%	+12
Custody and Visitation	2,143	▼	-10.9%	-261
Delinquency	590	▼	-3.8%	-23
Juvenile Miscellaneous	100	▼	-30.1%	-43
New to Workload Study	7	▼	-65.0%	-13
Other	1,162	▲	+1.7%	+19
Protective Orders	401	▲	+4.2%	+16
Support	937	▲	+11.8%	+99
Traffic	67	▲	+28.8%	+15
<b>GRAND TOTAL</b>	<b>7,987</b>	▼	-1.1%	-90

2024 Overall GRAND TOTAL		Distribution of Caseload			Change*		Percentage (%) of Caseload		
<b>212</b> +25 13.4% 	Adult	116	55%	0.0%	0	Adult	2023	2024	
	Juvenile	96	45%	35.2% ▲	+25	Juvenile	62.0%	54.7%	
	<b>GRAND TOTAL</b>	<b>212</b>	100%	13.4% ▲	+25	<b>GRAND TOTAL</b>	100%	100%	

Filings by Division & Code

Division	Case Type Description	Code	Summary	Change	% Change	Absolute Change
<b>Adult</b>	Civil Support	VS	26	▲	+36.8%	+7
	Show Cause	SC	22	▲	+46.7%	+7
	Other	OT	21	↔		-
	Family Abuse - Protective Order	FP	15	▼	-11.8%	-2
	Misdemeanor	CM	14	▼	-39.1%	-9
	Capias	CA	8	▼	-20.0%	-2
	Felony	CF	6	▼	-25.0%	-2
	Bond Forfeiture	BF	1	▼	-50.0%	-1
	Motion - Protective Order	MP	1	▲	-	+1
	Remand Support	RS	1	▲	-	+1
	Violation of Protective Order	PV	1	↔		-
		<b>Total</b>		<b>116</b>		<b>0.0%</b>
<b>Juvenile</b>	Custody Visitation	CV	64	▲	+10.3%	+6
	Abuse and Neglect	AN	12	▲	-	+12
	Misdemeanor	DM	9	▲	+200.0%	+6
	Motion - Protective Order	MP	4	▲	-	+4
	Traffic	T	4	▲	+300.0%	+3
	Paternity	PT	2	▲	-	+2
	Truancy	TR	1	↔		-
	Child at Risk	RI	0	▼	-100.0%	-1
	Felony	DF	0	▼	-100.0%	-1
	Foster Care Review	FC	0	▼	-100.0%	-1
	Non-Family Abuse Protective Order	AP	0	▼	-100.0%	-2
	Remand Custody	RC	0	▼	-100.0%	-1
	Remand Visitation	RV	0	▼	-100.0%	-1
	Temporary Detention Order	TD	0	▼	-100.0%	-1
		<b>Total</b>		<b>96</b>	▲	<b>35.2%</b>
<b>GRAND TOTAL</b>			<b>212</b>	▲	13.4%	+25

Filings by Major Case Category\*\*

Category	Summary	Change	% Change	Absolute Change	
Adult Criminal	44	▼	-17.0%	-9	
Child Dependency	12	▲	+500.0%	+10	
Child in Need of Services/Supervision	1	↔		0	
Custody and Visitation	66	▲	+13.8%	+8	
Delinquency	9	▲	+125.0%	+5	
Other	22	▲	-8.3%	-2	
Protective Orders	20	▲	+5.3%	+1	
Support	34	▲	+36.0%	+9	
Traffic	4	▲	+300.0%	+3	
<b>GRAND TOTAL</b>		<b>212</b>	▲	13.4%	+25

\* Compared to same time period as previous year  
 10/15/2024 1:35:12PM

\*\* Case Type Categories are defined in the 2017 Virginia Judicial Workload Assessment  
 Source: SCV-SQL-Information

2024 Overall GRAND TOTAL		Distribution of Caseload			Change*		Percentage (%) of Caseload		
<b>1,671</b>	-2 -0.1%	<b>Adult</b>	934	56%	1.2% ▲	+11	<b>Adult</b>	55.2%	55.9%
2024		<b>Juvenile</b>	737	44%	-1.7% ▼	-13	<b>Juvenile</b>	44.8%	44.1%
2023		<b>GRAND TOTAL</b>	<b>1,671</b>	100%	-0.1% ▼	-2	<b>GRAND TOTAL</b>	100%	100%

Filings by Division & Code

Division	Case Type Description	Code	Summary	Change	% Change	Absolute Change	
<b>Adult</b>	Misdemeanor	CM	222	▲	+8.3%	+17	
	Show Cause	SC	199	▲	+41.1%	+58	
	Other	OT	164	▲	-6.8%	-12	
	Civil Support	VS	127	▼	-21.1%	-34	
	Family Abuse - Protective Order	FP	77	▼	-17.2%	-16	
	Felony	CF	42	▼	-8.7%	-4	
	Remand Support	RS	26	▲	+160.0%	+16	
	Capias	CA	25	▼	-54.5%	-30	
	Motion - Protective Order	MP	23	▲	+35.3%	+6	
	Violation of Protective Order	PV	21	▲	+133.3%	+12	
	Non-Family Abuse Protective Order	AP	7	▲	+75.0%	+3	
	Restricted License for Non-Support	SL	1	▼	-75.0%	-3	
	Bond Forfeiture	BF	0	▼	-100.0%	-1	
	Protective Order	PC	0	▼	-100.0%	-1	
	<b>Total</b>		<b>934</b>	▲	<b>1.2%</b>	<b>+11</b>	
<b>Juvenile</b>	Custody Visitation	CV	483	▲	+2.3%	+11	
	Remand Custody	RC	40	▲	+166.7%	+25	
	Misdemeanor	DM	39	▼	-57.6%	-53	
	Remand Visitation	RV	39	▲	+160.0%	+24	
	Traffic	T	29	▼	-9.4%	-3	
	Status	ST	25	▼	+19.0%	+4	
	Motion - Protective Order	MP	11	▲	+57.1%	+4	
	Foster Care Review	FC	10	▲	+25.0%	+2	
	Temporary Detention Order	TD	10	▲	+42.9%	+3	
	Child In Need of Services	CS	7	▲	+40.0%	+2	
	Non-Family Abuse Protective Order	AP	7	▲	+16.7%	+1	
	Felony	DF	6	▼	-71.4%	-15	
	Paternity	PT	6	↔		-	
	Permanency Planning	PH	6	▼	-33.3%	-3	
	Other	OT	5	▲	-	+5	
	Initial Foster Care	IF	4	▼	-33.3%	-2	
	Abuse and Neglect	AN	3	▼	-57.1%	-4	
	Truancy	TR	2	↔		-	
	Civil Violation	CI	1	↔		-	
	Emergency Custody Order	EC	1	↔		-	
	Relief of Custody	CR	1	▲	-	+1	
	Show Cause	SC	1	▼	-90.0%	-9	
	Voluntary Continuing Services and Support Agreem	VA	1	▲	-	+1	
	Terminate Parental Rights	TP	0	▼	-100.0%	-7	
		<b>Total</b>		<b>737</b>	▼	<b>-1.7%</b>	<b>-13</b>
		<b>GRAND TOTAL</b>		<b>1,671</b>	▼	<b>-0.1%</b>	<b>-2</b>

Filings by Major Case Category\*\*

Category	Summary	Change	% Change	Absolute Change
Adult Criminal	465	▼	+6.7%	+29
Child Dependency	25	▲	-32.4%	-12
Child in Need of Services/Supervision	9	▲	+28.6%	+2
Custody and Visitation	489	▲	+2.3%	+11
Delinquency	46	▼	-62.6%	-77

\* Compared to same time period as previous year  
 10/15/2024 1:35:12PM

\*\* Case Type Categories are defined in the 2017 Virginia Judicial Workload Assessment  
 Source: SCV-SQL-Information

Juvenile Miscellaneous	25	▼	+19.0%	+4
New to Workload Study	1	↔		0
Other	285	▲	+27.2%	+61
Protective Orders	125	▲	-1.6%	-2
Support	172	▲	-8.0%	-15
Traffic	29	▼	-9.4%	-3
<b>GRAND TOTAL</b>	<b>1,671</b>	▼	-0.1%	-2

2024 Overall GRAND TOTAL		Distribution of Caseload		Change*		Percentage (%) of Caseload		
<b>314</b>	-84 -21.1%	<b>Adult</b>	168 54%	-18.0% ▼	-37	<b>Adult</b>	51.5%	53.5%
2024		<b>Juvenile</b>	146 46%	-24.4% ▼	-47	<b>Juvenile</b>	48.5%	46.5%
2023		<b>GRAND TOTAL</b>	<b>314</b> 100%	-21.1% ▼	-84	<b>GRAND TOTAL</b>	100%	100%

Filings by Division & Code

Division	Case Type Description	Code	Summary	Change	% Change	Absolute Change
<b>Adult</b>	Misdemeanor	CM	40	▼	-36.5%	-23
	Other	OT	34	▼	-40.4%	-23
	Show Cause	SC	27	▲	+170.0%	+17
	Civil Support	VS	26	▼	-21.2%	-7
	Family Abuse - Protective Order	FP	21	▲	+5.0%	+1
	Capias	CA	10	▲	+900.0%	+9
	Felony	CF	4	▼	-66.7%	-8
	Violation of Protective Order	PV	3	▲	+50.0%	+1
	Motion - Protective Order	MP	2	▼	-50.0%	-2
	Restricted License for Non-Support	SL	1	▲	-	+1
	Non-Family Abuse Protective Order	AP	0	▼	-100.0%	-3
		<b>Total</b>		<b>168</b>	▼	<b>-18.0%</b>
<b>Juvenile</b>	Custody Visitation	CV	74	▼	-43.1%	-56
	Misdemeanor	DM	13	▼	-40.9%	-9
	Foster Care Review	FC	11	▲	+450.0%	+9
	Non-Family Abuse Protective Order	AP	9	▲	-	+9
	Traffic	T	9	▼	-60.9%	-14
	Permanency Planning	PH	6	▲	-	+6
	Abuse and Neglect	AN	5	▲	+400.0%	+4
	Paternity	PT	5	▲	+25.0%	+1
	Initial Foster Care	IF	3	▲	+200.0%	+2
	Other	OT	3	▲	-	+3
	Truancy	TR	3	▲	+50.0%	+1
	Show Cause	SC	2	▼	-50.0%	-2
	Capias	CA	1	▲	-	+1
	Felony	DF	1	↔	-	-
	Status	ST	1	▲	-	+1
	Entrustment	ET	0	▼	-100.0%	-1
	Temporary Detention Order	TD	0	▼	-100.0%	-1
	Voluntary Continuing Services and Support Agreem	VA	0	▼	-100.0%	-1
		<b>Total</b>		<b>146</b>	▼	<b>-24.4%</b>
<b>GRAND TOTAL</b>			<b>314</b>	▼	<b>-21.1%</b>	<b>-84</b>

Filings by Major Case Category\*\*

Category	Summary	Change	% Change	Absolute Change	
Adult Criminal	72	▲	-16.3%	-14	
Child Dependency	25	▲	+316.7%	+19	
Child in Need of Services/Supervision	3	▲	+50.0%	+1	
Custody and Visitation	79	▼	-41.0%	-55	
Delinquency	17	▲	-37.0%	-10	
Juvenile Miscellaneous	1	▲	-	+1	
Other	37	▲	-36.2%	-21	
Protective Orders	32	▲	+18.5%	+5	
Support	39	▲	+11.4%	+4	
Traffic	9	▼	-60.9%	-14	
<b>GRAND TOTAL</b>		<b>314</b>	▼	<b>-21.1%</b>	<b>-84</b>

\* Compared to same time period as previous year  
 10/15/2024 1:35:12PM

\*\* Case Type Categories are defined in the 2017 Virginia Judicial Workload Assessment  
 Source: SCV-SQL-Information





2024 Overall GRAND TOTAL		Distribution of Caseload		Change*		Percentage (%) of Caseload		
<b>923</b>	+100 12.2%	<b>Adult</b>	564 61%	38.6% ▲	+157	<b>Adult</b>	49.5%	61.1%
2024		<b>Juvenile</b>	359 39%	-13.7% ▼	-57	<b>Juvenile</b>	50.5%	38.9%
2023		<b>GRAND TOTAL</b>	<b>923</b> 100%	12.2% ▲	+100	<b>GRAND TOTAL</b>	100%	100%

**Filings by Division & Code**

Division	Case Type Description	Code	Summary	Change	% Change	Absolute Change
<b>Adult</b>	Misdemeanor	CM	125	▲	+30.2%	+29
	Other	OT	125	▲	+47.1%	+40
	Show Cause	SC	95	▲	+53.2%	+33
	Civil Support	VS	92	▲	+33.3%	+23
	Family Abuse - Protective Order	FP	52	▲	+26.8%	+11
	Felony	CF	28	▲	+27.3%	+6
	Capias	CA	26	▲	+160.0%	+16
	Motion - Protective Order	MP	8	↔		-
	Remand Support	RS	5	▲	+66.7%	+2
	Violation of Protective Order	PV	5	▲	+66.7%	+2
	Criminal Support	CS	2	▲	-	+2
	Non-Family Abuse Protective Order	AP	1	▼	-85.7%	-6
	Restricted License for Non-Support	SL	0	▼	-100.0%	-1
	<b>Total</b>		<b>564</b>	<b>▲</b>	<b>38.6%</b>	<b>+157</b>
<b>Juvenile</b>	Custody Visitation	CV	248	▼	-11.1%	-31
	Traffic	T	30	▲	+3.4%	+1
	Misdemeanor	DM	28	▼	-51.7%	-30
	Truancy	TR	8	▲	+60.0%	+3
	Paternity	PT	6	▲	+20.0%	+1
	Show Cause	SC	6	▲	+50.0%	+2
	Non-Family Abuse Protective Order	AP	5	▲	+150.0%	+3
	Remand Custody	RC	5	▲	+66.7%	+2
	Remand Visitation	RV	5	▲	-	+5
	Foster Care Review	FC	4	▼	-20.0%	-1
	Status	ST	4	▲	-	+4
	Child In Need of Services	CS	3	↔		-
	Abuse and Neglect	AN	1	▼	-50.0%	-1
	Emergency Custody Order	EC	1	▲	-	+1
	Felony	DF	1	▼	-88.9%	-8
	Other	OT	1	▲	-	+1
	Permanency Planning	PH	1	▼	-66.7%	-2
	Temporary Detention Order	TD	1	▲	-	+1
	Violation of Protective Order	PV	1	▲	-	+1
	Capias	CA	0	▼	-100.0%	-1
	Civil Violation	CI	0	▼	-100.0%	-1
	Qualified Residential Treatment	QR	0	▼	-100.0%	-1
	Terminate Parental Rights	TP	0	▼	-100.0%	-6
	<b>Total</b>		<b>359</b>	<b>▼</b>	<b>-13.7%</b>	<b>-57</b>
<b>GRAND TOTAL</b>			<b>923</b>	<b>▲</b>	<b>12.2%</b>	<b>+100</b>

**Filings by Major Case Category\*\***

Category	Summary	Change	% Change	Absolute Change
Adult Criminal	230	▲	+30.7%	+54
Child Dependency	6	▼	-64.7%	-11
Child in Need of Services/Supervision	11	▲	+37.5%	+3
Custody and Visitation	254	▲	-10.6%	-30
Delinquency	36	▲	-50.0%	-36
Juvenile Miscellaneous	4	▲	-	+4

\* Compared to same time period as previous year  
 10/15/2024 1:35:12PM

\*\* Case Type Categories are defined in the 2017 Virginia Judicial Workload Assessment  
 Source: SCV-SQL-Information

New to Workload Study	0	▼	-100.0%	-1
Other	143	▲	+57.1%	+52
Protective Orders	66	▲	+13.8%	+8
Support	143	▲	+64.4%	+56
Traffic	30	▲	+3.4%	+1
<b>GRAND TOTAL</b>	<b>923</b>	▲	12.2%	+100

2024 Overall GRAND TOTAL		Distribution of Caseload		Change*		Percentage (%) of Caseload			
<b>306</b> -11.3% 	-39	<b>Adult</b>	144	47%	3.6% ▲	+5	<b>Adult</b>	40.3%	47.1%
		<b>Juvenile</b>	162	53%	-21.4% ▼	-44	<b>Juvenile</b>	59.7%	52.9%
<b>GRAND TOTAL</b>		<b>306</b>	100%	-11.3% ▼	-39	<b>GRAND TOTAL</b>	100%	100%	

Filings by Division & Code

Division	Case Type Description	Code	Summary	Change	% Change	Absolute Change	
<b>Adult</b>	Misdemeanor	CM	38	▲	+52.0%	+13	
	Show Cause	SC	25	▼		-	
	Other	OT	23	▼	-4.2%	-1	
	Civil Support	VS	18	▼	-50.0%	-18	
	Family Abuse - Protective Order	FP	13	▲	+30.0%	+3	
	Capias	CA	10	↔		-	
	Violation of Protective Order	PV	10	▲		+10	
	Felony	CF	5	▼	-28.6%	-2	
	Motion - Protective Order	MP	1	▲		+1	
	Non-Family Abuse Protective Order	AP	1	↔		-	
	Remand Support	RS	0	▼	-100.0%	-1	
	<b>Total</b>		<b>144</b>	<b>▲</b>	<b>3.6%</b>	<b>+5</b>	
<b>Juvenile</b>	Custody Visitation	CV	103	▼	-1.9%	-2	
	Abuse and Neglect	AN	14	▼	-30.0%	-6	
	Traffic	T	9	▲	+50.0%	+3	
	Permanency Planning	PH	7	▲	+600.0%	+6	
	Status	ST	7	▲	+40.0%	+2	
	Initial Foster Care	IF	5	▼	-37.5%	-3	
	Misdemeanor	DM	4	▼	-81.8%	-18	
	Terminate Parental Rights	TP	4	▲		+4	
	Felony	DF	2	▼	-71.4%	-5	
	Show Cause	SC	2	▼	-60.0%	-3	
	Capias	CA	1	▲		+1	
	Child In Need of Services	CS	1	▼	-66.7%	-2	
	Foster Care Review	FC	1	▼	-75.0%	-3	
	Other	OT	1	▲		+1	
	Paternity	PT	1	▼	-50.0%	-1	
	Civil Violation	CI	0	▼	-100.0%	-1	
	Emergency Custody Order	EC	0	▼	-100.0%	-1	
	Entrustment	ET	0	▼	-100.0%	-1	
	Motion - Protective Order	MP	0	▼	-100.0%	-2	
	Remand Custody	RC	0	▼	-100.0%	-2	
	Remand Visitation	RV	0	▼	-100.0%	-2	
	Temporary Detention Order	TD	0	▼	-100.0%	-1	
	Truancy	TR	0	▼	-100.0%	-7	
	Voluntary Continuing Services and Support Agreem	VA	0	▼	-100.0%	-1	
		<b>Total</b>		<b>162</b>	<b>▼</b>	<b>-21.4%</b>	<b>-44</b>
	<b>GRAND TOTAL</b>			<b>306</b>	<b>▼</b>	<b>-11.3%</b>	<b>-39</b>

Filings by Major Case Category\*\*

Category	Summary	Change	% Change	Absolute Change
Adult Criminal	83	▲	+38.3%	+23
Child Dependency	31	▲	-11.4%	-4
Child in Need of Services/Supervision	1	▼	-90.0%	-9
Custody and Visitation	104	▼	-2.8%	-3
Delinquency	9	▲	-73.5%	-25
Juvenile Miscellaneous	7	▲	+40.0%	+2
New to Workload Study	0	▼	-100.0%	-1

\* Compared to same time period as previous year  
 10/15/2024 1:35:12PM

\*\* Case Type Categories are defined in the 2017 Virginia Judicial Workload Assessment  
 Source: SCV-SQL-Information

**CPSS - JCMS CASELOAD STATISTICS OF THE JUVENILE & DOMESTIC RELATIONS DISTRICT COURTS**  
 January 2024 thru September 2024 Filings (Compared to January 2023 thru September 2023)

**Mathews**

District: 9 FIPS: 115

Other	24	▲	-22.6%	-7
Protective Orders	15	▲	+15.4%	+2
Support	23	▼	-46.5%	-20
Traffic	9	▲	+50.0%	+3
<b>GRAND TOTAL</b>	<b>306</b>	▼	-11.3%	-39

2024 Overall GRAND TOTAL		Distribution of Caseload		Change*		Percentage (%) of Caseload		
<b>436</b>	-40 -8.4%	<b>Adult</b>	243 56%	7.5% ▲	+17	<b>Adult</b>	2023 47.5%	2024 55.7%
2024		<b>Juvenile</b>	193 44%	-22.8% ▼	-57	<b>Juvenile</b>	52.5%	44.3%
2023		<b>GRAND TOTAL</b>	<b>436</b> 100%	-8.4% ▼	-40	<b>GRAND TOTAL</b>	100%	100%

Filings by Division & Code

Division	Case Type Description	Code	Summary	Change	% Change	Absolute Change
<b>Adult</b>	Misdemeanor	CM	67	▲	+45.7%	+21
	Other	OT	45	▲		-
	Show Cause	SC	43	▲		-
	Civil Support	VS	28	▼	-15.2%	-5
	Family Abuse - Protective Order	FP	19	▲	+5.6%	+1
	Felony	CF	17	▲	+70.0%	+7
	Capias	CA	8	▼	-52.9%	-9
	Motion - Protective Order	MP	6	▲	+50.0%	+2
	Violation of Protective Order	PV	5	↔		-
	Non-Family Abuse Protective Order	AP	3	▲	-	+3
	Remand Support	RS	2	▼	-33.3%	-1
	Restricted License for Non-Support	SL	0	▼	-100.0%	-1
	Temporary Detention Order	TD	0	▼	-100.0%	-1
	<b>Total</b>			<b>243</b>	<b>▲</b>	<b>7.5%</b>
<b>Juvenile</b>	Custody Visitation	CV	102	▼	-26.6%	-37
	Status	ST	16	▲	+166.7%	+10
	Misdemeanor	DM	12	▼	-65.7%	-23
	Traffic	T	12	▼	-29.4%	-5
	Initial Foster Care	IF	8	▲	-	+8
	Felony	DF	6	↔		-
	Abuse and Neglect	AN	5	▼	-50.0%	-5
	Child In Need of Services	CS	4	▲	+33.3%	+1
	Foster Care Review	FC	4	▲	-	+4
	Relief of Custody	CR	4	▲	-	+4
	Non-Family Abuse Protective Order	AP	3	▲	-	+3
	Remand Visitation	RV	3	▲	+200.0%	+2
	Truancy	TR	3	↔		-
	Other	OT	2	▲	-	+2
	Paternity	PT	2	↔		-
	Permanency Planning	PH	2	▲	-	+2
	Remand Custody	RC	2	▲	+100.0%	+1
	Show Cause	SC	2	▼	-83.3%	-10
	Temporary Detention Order	TD	1	▼	-66.7%	-2
	Child at Risk	RI	0	▼	-100.0%	-1
	Civil Violation	CI	0	▼	-100.0%	-5
	Motion - Protective Order	MP	0	▼	-100.0%	-6
	<b>Total</b>			<b>193</b>	<b>▼</b>	<b>-22.8%</b>
<b>GRAND TOTAL</b>			<b>436</b>	<b>▼</b>	<b>-8.4%</b>	<b>-40</b>

Filings by Major Case Category\*\*

Category	Summary	Change	% Change	Absolute Change
Adult Criminal	128	▲	+12.3%	+14
Child Dependency	23	▲	+109.1%	+12
Child in Need of Services/Supervision	7	▲	+16.7%	+1
Custody and Visitation	104	▼	-26.2%	-37
Delinquency	20	▼	-62.3%	-33
Juvenile Miscellaneous	16	▲	+166.7%	+10
New to Workload Study	0	▼	-100.0%	-5

**CPSS - JCMS CASELOAD STATISTICS OF THE JUVENILE & DOMESTIC RELATIONS DISTRICT COURTS**  
 January 2024 thru September 2024 Filings (Compared to January 2023 thru September 2023)

**Middlesex**

District: 9 FIPS: 119

Other	55	▲	+1.9%	+1
Protective Orders	31	▲	+10.7%	+3
Support	40	▼	-2.4%	-1
Traffic	12	▼	-29.4%	-5
<b>GRAND TOTAL</b>	<b>436</b>	▼	-8.4%	-40

2024 Overall GRAND TOTAL		Distribution of Caseload		Change*		Percentage (%) of Caseload		
<b>869</b>	-57 -6.2%	<b>Adult</b>	446 51%	2.1% ▲	+9	<b>Adult</b>	47.2%	51.3%
2024		<b>Juvenile</b>	423 49%	-13.5% ▼	-66	<b>Juvenile</b>	52.8%	48.7%
2023		<b>GRAND TOTAL</b>	<b>869</b> 100%	-6.2% ▼	-57	<b>GRAND TOTAL</b>	100%	100%

Filings by Division & Code

Division	Case Type Description	Code	Summary	Change	% Change	Absolute Change	
<b>Adult</b>	Misdemeanor	CM	101	▼	-10.6%	-12	
	Show Cause	SC	77	▲	+102.6%	+39	
	Civil Support	VS	75	▼	-25.0%	-25	
	Felony	CF	66	▲	+43.5%	+20	
	Other	OT	57	▲	-1.7%	-1	
	Family Abuse - Protective Order	FP	47	▲	+20.5%	+8	
	Capias	CA	12	▼	-45.5%	-10	
	Remand Support	RS	4	↔		-	
	Violation of Protective Order	PV	3	▼	-25.0%	-1	
	Motion - Protective Order	MP	2	▼	-83.3%	-10	
	Non-Family Abuse Protective Order	AP	2	▲	-	+2	
	Violation Family Abuse Protective Order	PS	0	▼	-100.0%	-1	
		<b>Total</b>		<b>446</b>	▲	<b>2.1%</b>	<b>+9</b>
<b>Juvenile</b>	Custody Visitation	CV	285	▼	-0.3%	-1	
	Misdemeanor	DM	42	▼	-37.3%	-25	
	Traffic	T	24	▼	-48.9%	-23	
	Felony	DF	21	▼	-8.7%	-2	
	Paternity	PT	8	▲	+14.3%	+1	
	Show Cause	SC	4	▼	-42.9%	-3	
	Status	ST	4	▼	-60.0%	-6	
	Temporary Detention Order	TD	4	▲	+300.0%	+3	
	Abuse and Neglect	AN	3	▲	+50.0%	+1	
	Child In Need of Services	CS	3	▲	+50.0%	+1	
	Mental Commitment	MC	3	▲	+50.0%	+1	
	Permanency Planning	PH	3	▼	-25.0%	-1	
	Initial Foster Care	IF	2	▲	+100.0%	+1	
	Non-Family Abuse Protective Order	AP	2	▼	-75.0%	-6	
	Relief of Custody	CR	2	▲	-	+2	
	Remand Custody	RC	2	▼	-60.0%	-3	
	Remand Visitation	RV	2	▼	-60.0%	-3	
	Terminate Parental Rights	TP	2	▲	+100.0%	+1	
	Emergency Custody Order	EC	1	▲	-	+1	
	Entrustment	ET	1	↔		-	
	Foster Care Review	FC	1	▼	-66.7%	-2	
	Motion - Protective Order	MP	1	↔		-	
	Other	OT	1	▼	-66.7%	-2	
	Truancy	TR	1	▲	-	+1	
	Voluntary Continuing Services and Support Agreem	VA	1	▼	-50.0%	-1	
	Family Abuse - Protective Order	FP	0	▼	-100.0%	-1	
		<b>Total</b>		<b>423</b>	▼	<b>-13.5%</b>	<b>-66</b>
	<b>GRAND TOTAL</b>			<b>869</b>	▼	<b>-6.2%</b>	<b>-57</b>

Filings by Major Case Category\*\*

Category	Summary	Change	% Change	Absolute Change
Adult Criminal	212	▲	+9.8%	+19
Child Dependency	15	▲	+7.1%	+1
Child in Need of Services/Supervision	4	▲	+100.0%	+2
Custody and Visitation	293	▲		0
Delinquency	67	▼	-30.9%	-30

\* Compared to same time period as previous year  
 10/15/2024 1:35:12PM

\*\* Case Type Categories are defined in the 2017 Virginia Judicial Workload Assessment  
 Source: SCV-SQL-Information

**CPSS - JCMS CASELOAD STATISTICS OF THE JUVENILE & DOMESTIC RELATIONS DISTRICT COURTS**  
 January 2024 thru September 2024 Filings (Compared to January 2023 thru September 2023)

**New Kent**

District: 9 FIPS: 127

Juvenile Miscellaneous	4	▼	-60.0%	-6
Other	74	▲	-5.1%	-4
Protective Orders	54	▲	-11.5%	-7
Support	122	▼	-6.9%	-9
Traffic	24	▼	-48.9%	-23
<b>GRAND TOTAL</b>	<b>869</b>	▼	-6.2%	-57



2024 Overall GRAND TOTAL		Distribution of Caseload		Change*		Percentage (%) of Caseload			
<b>3,082</b>	-290 -8.6%	<b>Adult</b>	1,748	57%	3.6% ▲	+60	<b>Adult</b>	50.1%	56.7%
2024		<b>Juvenile</b>	1,334	43%	-20.8% ▼	-350	<b>Juvenile</b>	49.9%	43.3%
2023		<b>GRAND TOTAL</b>	<b>3,082</b>	100%	-8.6% ▼	-290	<b>GRAND TOTAL</b>	100%	100%

**Filings by Division & Code**

Division	Case Type Description	Code	Summary	Change	% Change	Absolute Change
<b>Adult</b>	Misdemeanor	CM	406	▲	+14.4%	+51
	Show Cause	SC	354	▼	-5.6%	-21
	Other	OT	290	▼	-8.8%	-28
	Civil Support	VS	193	▼	-20.9%	-51
	Felony	CF	179	▲	+55.7%	+64
	Capias	CA	138	▲	+62.4%	+53
	Family Abuse - Protective Order	FP	87	↔		-
	Remand Support	RS	49	▼	-27.9%	-19
	Motion - Protective Order	MP	27	▲	+107.7%	+14
	Violation of Protective Order	PV	17	▼	-15.0%	-3
	Non-Family Abuse Protective Order	AP	4	▲	+100.0%	+2
	Bond Forfeiture	BF	2	▼	-33.3%	-1
	Restricted License for Non-Support	SL	2	▼	-33.3%	-1
	<b>Total</b>		<b>1,748</b>	▲	<b>3.6%</b>	<b>+60</b>
<b>Juvenile</b>	Custody Visitation	CV	696	▼	-28.0%	-270
	Misdemeanor	DM	123	▼	-13.4%	-19
	Remand Custody	RC	83	▼	-7.8%	-7
	Remand Visitation	RV	82	▼	-12.8%	-12
	Show Cause	SC	61	▼	-1.6%	-1
	Traffic	T	44	▲	+57.1%	+16
	Status	ST	35	▼	-20.5%	-9
	Felony	DF	31	▲	+29.2%	+7
	Truancy	TR	31	▼	-24.4%	-10
	Motion - Protective Order	MP	19	↔		-
	Permanency Planning	PH	19	▲	+72.7%	+8
	Abuse and Neglect	AN	17	▼	-59.5%	-25
	Terminate Parental Rights	TP	17	▲	+240.0%	+12
	Special Immigrant Juvenile Status	SI	16	▼	-5.9%	-1
	Paternity	PT	14	▼	-44.0%	-11
	Temporary Detention Order	TD	12	▲	+200.0%	+8
	Civil Violation	CI	8	▲	+33.3%	+2
	Foster Care Review	FC	8	▼	-50.0%	-8
	Non-Family Abuse Protective Order	AP	5	▼	-37.5%	-3
	Other	OT	5	↔		-
	Emergency Custody Order	EC	3	▼	-25.0%	-1
	Capias	CA	1	▼	-75.0%	-3
	Family Abuse - Protective Order	FP	1	↔		-
	Initial Foster Care	IF	1	▼	-94.4%	-17
	Violation of Protective Order	PV	1	▲	-	+1
	Voluntary Continuing Services and Support Agree	VA	1	▼	-50.0%	-1
	Child In Need of Services	CS	0	▼	-100.0%	-1
	Entrustment	ET	0	▼	-100.0%	-4
	Juvenile Support	JS	0	▼	-100.0%	-1
		<b>Total</b>		<b>1,334</b>	▼	<b>-20.8%</b>
<b>GRAND TOTAL</b>			<b>3,082</b>	▼	<b>-8.6%</b>	<b>-290</b>

\* Compared to same time period as previous year  
 10/15/2024 1:35:12PM

\*\* Case Type Categories are defined in the 2017 Virginia Judicial Workload Assessment  
 Source: SCV-SQL-Information

**Filings by Major Case Category\*\***

Category	Summary	Change	% Change	Absolute Change
Adult Criminal	1,046	▲	+21.5%	+185
Child Dependency	63	▼	-35.7%	-35
Child in Need of Services/Supervision	31	▼	-26.2%	-11
Custody and Visitation	710	▼	-28.4%	-281
Delinquency	217	▲	-6.5%	-15
Juvenile Miscellaneous	35	▼	-20.5%	-9
New to Workload Study	24	▲	+4.3%	+1
Other	524	▲	-10.1%	-59
Protective Orders	143	▲	+10.0%	+13
Support	245	▼	-27.9%	-95
Traffic	44	▲	+57.1%	+16
<b>GRAND TOTAL</b>	<b>3,082</b>	▼	-8.6%	-290

\* Compared to same time period as previous year  
 10/15/2024 1:35:12PM

\*\* Case Type Categories are defined in the 2017 Virginia Judicial Workload Assessment  
 Source: SCV-SQL-Information

2024 Overall GRAND TOTAL		Distribution of Caseload		Change*		Percentage (%) of Caseload			
<b>3,053</b>	+457 17.6%	<b>Adult</b>	1,598	52%	15.7% ▲	+217	<b>Adult</b>	53.2%	52.3%
2024		<b>Juvenile</b>	1,455	48%	19.8% ▲	+240	<b>Juvenile</b>	46.8%	47.7%
2023		<b>GRAND TOTAL</b>	<b>3,053</b>	100%	17.6% ▲	+457	<b>GRAND TOTAL</b>	100%	100%

Filings by Division & Code

Division	Case Type Description	Code	Summary	Change	% Change	Absolute Change
<b>Adult</b>	Misdemeanor	CM	391	▲	+11.1%	+39
	Civil Support	VS	254	▲	+10.0%	+23
	Show Cause	SC	233	▲	+26.6%	+49
	Other	OT	222	▲	-2.2%	-5
	Felony	CF	221	▲	+52.4%	+76
	Family Abuse - Protective Order	FP	103	▼	-19.5%	-25
	Capias	CA	78	▲	+47.2%	+25
	Remand Support	RS	60	▲	+42.9%	+18
	Motion - Protective Order	MP	24	▲	+166.7%	+15
	Non-Family Abuse Protective Order	AP	10	▲	+25.0%	+2
	Restricted License for Non-Support	SL	2	↔		-
	<b>Total</b>		<b>1,598</b>	<b>▲</b>	<b>15.7%</b>	<b>+217</b>
<b>Juvenile</b>	Custody Visitation	CV	741	▲	+2.6%	+19
	Misdemeanor	DM	229	▲	+32.4%	+56
	Remand Custody	RC	79	▲	+58.0%	+29
	Remand Visitation	RV	78	▲	+59.2%	+29
	Felony	DF	76	▲	+85.4%	+35
	Traffic	T	70	▲	+16.7%	+10
	Abuse and Neglect	AN	30	▲	+500.0%	+25
	Foster Care Review	FC	19	▲	+137.5%	+11
	Other	OT	17	▲	+1,600.0%	+16
	Show Cause	SC	14	▲	+7.7%	+1
	Terminate Parental Rights	TP	14	▲	+133.3%	+8
	Permanency Planning	PH	13	▲	+8.3%	+1
	Truancy	TR	13	▼	-31.6%	-6
	Non-Family Abuse Protective Order	AP	11	▲	+266.7%	+8
	Status	ST	8	▲	-33.3%	-4
	Temporary Detention Order	TD	8	▲	+166.7%	+5
	Paternity	PT	7	▼	-46.2%	-6
	Capias	CA	4	▲	+300.0%	+3
	Civil Violation	CI	4	↔		-
	Child In Need of Services	CS	3	▲	+50.0%	+1
	Emergency Custody Order	EC	3	▲	-	+3
	Initial Foster Care	IF	3	▼	-25.0%	-1
	Motion - Protective Order	MP	3	▲	-	+3
	Entrustment	ET	2	▲	-	+2
	Family Abuse - Protective Order	FP	2	▼	-66.7%	-4
	Voluntary Continuing Services and Support Agreem	VA	2	▲	-	+2
	Juvenile Support	JS	1	▲	-	+1
	Qualified Residential Treatment	QR	1	▼	-50.0%	-1
	Child at Risk	RI	0	▼	-100.0%	-2
	Emancipation	EP	0	▼	-100.0%	-2
	Mental Commitment	MC	0	▼	-100.0%	-1
	Special Immigrant Juvenile Status	SI	0	▼	-100.0%	-1
		<b>Total</b>		<b>1,455</b>	<b>▲</b>	<b>19.8%</b>
<b>GRAND TOTAL</b>			<b>3,053</b>	<b>▲</b>	<b>17.6%</b>	<b>+457</b>

\* Compared to same time period as previous year

\*\* Case Type Categories are defined in the 2017 Virginia Judicial Workload Assessment

Filings by Major Case Category\*\*

Category	Summary	Change	% Change	Absolute Change
Adult Criminal	857	▲	+23.3%	+162
Child Dependency	84	▲	+115.4%	+45
Child in Need of Services/Supervision	17	▲	-19.0%	-4
Custody and Visitation	748	▼	+1.8%	+13
Delinquency	322	▲	+41.2%	+94
Juvenile Miscellaneous	8	▲	-42.9%	-6
New to Workload Study	4	▼	-20.0%	-1
Other	467	▲	+25.2%	+94
Protective Orders	153	▲	-0.6%	-1
Support	323	▲	+18.8%	+51
Traffic	70	▲	+16.7%	+10
<b>GRAND TOTAL</b>	<b>3,053</b>	▲	17.6%	+457

\* Compared to same time period as previous year  
 10/15/2024 1:35:12PM

\*\* Case Type Categories are defined in the 2017 Virginia Judicial Workload Assessment  
 Source: SCV-SQL-Information

2024 Overall GRAND TOTAL		Distribution of Caseload		Change*		Percentage (%) of Caseload		
<b>1,006</b>	-33 -3.2%	<b>Adult</b>	473 47%	-1.7% ▼	-8	<b>Adult</b>	46.3%	47.0%
2024		<b>Juvenile</b>	533 53%	-4.5% ▼	-25	<b>Juvenile</b>	53.7%	53.0%
2023		<b>GRAND TOTAL</b>	<b>1,006</b> 100%	-3.2% ▼	-33	<b>GRAND TOTAL</b>	100%	100%

Filings by Division & Code

Division	Case Type Description	Code	Summary	Change	% Change	Absolute Change	
<b>Adult</b>	Misdemeanor	CM	107	▲	+18.9%	+17	
	Felony	CF	85	▲	+112.5%	+45	
	Civil Support	VS	75	▼	-21.1%	-20	
	Other	OT	72	▼	-26.5%	-26	
	Show Cause	SC	52	▼	-21.2%	-14	
	Family Abuse - Protective Order	FP	47	▼	-7.8%	-4	
	Capias	CA	17	▼	-15.0%	-3	
	Motion - Protective Order	MP	11	▲	+22.2%	+2	
	Non-Family Abuse Protective Order	AP	3	▼	-50.0%	-3	
	Violation of Protective Order	PV	3	▲	+200.0%	+2	
	Remand Support	RS	1	▼	-50.0%	-1	
	Restricted License for Non-Support	SL	0	▼	-100.0%	-2	
	Violation Family Abuse Protective Order	PS	0	▼	-100.0%	-1	
	Total			<b>473</b>	▼	<b>-1.7%</b>	<b>-8</b>
<b>Juvenile</b>	Custody Visitation	CV	267	▼	-11.3%	-34	
	Truancy	TR	63	▲	+23.5%	+12	
	Misdemeanor	DM	60	▲	+3.4%	+2	
	Traffic	T	30	▲	+36.4%	+8	
	Status	ST	29	▲	+1,350.0%	+27	
	Permanency Planning	PH	12	↔		-	
	Felony	DF	10	▼	-47.4%	-9	
	Foster Care Review	FC	9	▼	-40.0%	-6	
	Abuse and Neglect	AN	8	▼	-38.5%	-5	
	Child In Need of Services	CS	6	▼	-33.3%	-3	
	Initial Foster Care	IF	6	▼	-14.3%	-1	
	Non-Family Abuse Protective Order	AP	5	▼	-28.6%	-2	
	Paternity	PT	5	▲	+150.0%	+3	
	Relief of Custody	CR	5	▲	+400.0%	+4	
	Remand Custody	RC	4	▼	-50.0%	-4	
	Remand Visitation	RV	4	▼	-50.0%	-4	
	Other	OT	3	▲	-	+3	
	Terminate Parental Rights	TP	3	▼	-57.1%	-4	
	Family Abuse - Protective Order	FP	2	▲	-	+2	
	Temporary Detention Order	TD	1	▼	-80.0%	-4	
	Voluntary Continuing Services and Support Agreem	VA	1	▼	-75.0%	-3	
	Entrustment	ET	0	▼	-100.0%	-2	
	Motion - Protective Order	MP	0	▼	-100.0%	-3	
	Show Cause	SC	0	▼	-100.0%	-1	
	Special Immigrant Juvenile Status	SI	0	▼	-100.0%	-1	
	Total			<b>533</b>	▼	<b>-4.5%</b>	<b>-25</b>
	<b>GRAND TOTAL</b>			<b>1,006</b>	▼	<b>-3.2%</b>	<b>-33</b>

Filings by Major Case Category\*\*

Category	Summary	Change	% Change	Absolute Change
Adult Criminal	234	▲	+18.8%	+37
Child Dependency	44	▲	-27.9%	-17
Child in Need of Services/Supervision	69	▼	+15.0%	+9
Custody and Visitation	272	▲	-10.2%	-31
Delinquency	70	▼	-10.3%	-8

\* Compared to same time period as previous year  
 10/15/2024 1:35:12PM

\*\* Case Type Categories are defined in the 2017 Virginia Judicial Workload Assessment  
 Source: SCV-SQL-Information

Juvenile Miscellaneous	29	▲	+1,350.0%	+27
New to Workload Study	0	▼	-100.0%	-1
Other	85	▲	-29.8%	-36
Protective Orders	68	▲	-10.5%	-8
Support	105	▼	-11.0%	-13
Traffic	30	▲	+36.4%	+8
<b>GRAND TOTAL</b>	<b>1,006</b>	▼	-3.2%	-33

2024 Overall GRAND TOTAL		Distribution of Caseload		Change*		Percentage (%) of Caseload			
<b>717</b>	+77 12.0%	<b>Adult</b>	406	57%	17.3% ▲	+60	<b>Adult</b>	54.1%	56.6%
2024	↑	<b>Juvenile</b>	311	43%	5.8% ▲	+17	<b>Juvenile</b>	45.9%	43.4%
2023		<b>GRAND TOTAL</b>	<b>717</b>	100%	12.0% ▲	+77	<b>GRAND TOTAL</b>	100%	100%

**Filings by Division & Code**

Division	Case Type Description	Code	Summary	Change	% Change	Absolute Change
<b>Adult</b>	Other	OT	93	▲	+45.3%	+29
	Misdemeanor	CM	86	▲	+6.2%	+5
	Show Cause	SC	74	▲	+32.1%	+18
	Civil Support	VS	57	▼	-6.6%	-4
	Family Abuse - Protective Order	FP	43	▲	+38.7%	+12
	Felony	CF	30	▲	+114.3%	+16
	Capias	CA	15	▼	-31.8%	-7
	Motion - Protective Order	MP	3	↔		-
	Restricted License for Non-Support	SL	2	▲	+100.0%	+1
	Non-Family Abuse Protective Order	AP	1	▼	-75.0%	-3
	Protective Order	PC	1	▼	-88.9%	-8
	Remand Support	RS	1	▲	-	+1
		<b>Total</b>		<b>406</b>	▲	<b>17.3%</b>
<b>Juvenile</b>	Custody Visitation	CV	205	▲	+7.3%	+14
	Traffic	T	24	▲	+60.0%	+9
	Truancy	TR	20	▼	-13.0%	-3
	Misdemeanor	DM	13	▼	-35.0%	-7
	Felony	DF	12	▲	+71.4%	+5
	Foster Care Review	FC	9	▲	+80.0%	+4
	Abuse and Neglect	AN	7	▲	+16.7%	+1
	Initial Foster Care	IF	6	▲	+200.0%	+4
	Paternity	PT	6	▲	+50.0%	+2
	Show Cause	SC	3	▲	-50.0%	-3
	Temporary Detention Order	TD	3	▼	-25.0%	-1
	Other	OT	1	▲	-	+1
	Permanency Planning	PH	1	↔		-
	Status	ST	1	▲	-	+1
	Child In Need of Services	CS	0	▼	-100.0%	-1
	Civil Violation	CI	0	▼	-100.0%	-2
	Motion - Protective Order	MP	0	▼	-100.0%	-1
	Non-Family Abuse Protective Order	AP	0	▼	-100.0%	-1
	Relief of Custody	CR	0	▼	-100.0%	-1
	Remand Custody	RC	0	▼	-100.0%	-4
	<b>Total</b>		<b>311</b>	▲	<b>5.8%</b>	<b>+17</b>
<b>GRAND TOTAL</b>			<b>717</b>	▲	12.0%	+77

**Filings by Major Case Category\*\***

Category	Summary	Change	% Change	Absolute Change
Adult Criminal	181	▲	+18.3%	+28
Child Dependency	23	▲	+53.3%	+8
Child in Need of Services/Supervision	21	▼	-30.0%	-9
Custody and Visitation	211	▲	+8.2%	+16
Delinquency	27	▲		0
Juvenile Miscellaneous	1	▲	-	+1
New to Workload Study	0	▼	-100.0%	-2
Other	98	▲	+36.1%	+26
Protective Orders	47	▼	+17.5%	+7
Support	84	▼	-7.7%	-7

\* Compared to same time period as previous year  
 10/15/2024 1:35:12PM

\*\* Case Type Categories are defined in the 2017 Virginia Judicial Workload Assessment  
 Source: SCV-SQL-Information

---

Traffic		24	▲	+60.0%	+9
	<b>GRAND TOTAL</b>	<b>717</b>	▲	12.0%	+77

---



2024 Overall GRAND TOTAL		Distribution of Caseload		Change*		Percentage (%) of Caseload			
<b>495</b> 	+28 6.0%	<b>Adult</b>	248	50%	-11.7% ▼	-33	<b>Adult</b>	60.2%	50.1%
		<b>Juvenile</b>	247	50%	32.8% ▲	+61	<b>Juvenile</b>	39.8%	49.9%
		<b>GRAND TOTAL</b>	<b>495</b>	100%	6.0% ▲	+28	<b>GRAND TOTAL</b>	100%	100%

Filings by Division & Code

Division	Case Type Description	Code	Summary	Change	% Change	Absolute Change
<b>Adult</b>	Civil Support	VS	54	▲	+3.8%	+2
	Other	OT	54	▼	-10.0%	-6
	Misdemeanor	CM	37	▼	-53.2%	-42
	Show Cause	SC	35	▲	+84.2%	+16
	Family Abuse - Protective Order	FP	34	▼	-5.6%	-2
	Felony	CF	14	↔		-
	Capias	CA	8	▼	-11.1%	-1
	Motion - Protective Order	MP	7	▲	+16.7%	+1
	Non-Family Abuse Protective Order	AP	2	▼	-66.7%	-4
	Violation Family Abuse Protective Order	PS	2	▲		+2
	Violation of Protective Order	PV	1	▲		+1
	<b>Total</b>		<b>248</b>	▼	<b>-11.7%</b>	<b>-33</b>
<b>Juvenile</b>	Custody Visitation	CV	148	▲	+31.0%	+35
	Misdemeanor	DM	24	▲	+9.1%	+2
	Felony	DF	17	▲	+325.0%	+13
	Traffic	T	11	▲	+10.0%	+1
	Abuse and Neglect	AN	9	▲		+9
	Motion - Protective Order	MP	6	▲		+6
	Child In Need of Services	CS	5	▲	+150.0%	+3
	Non-Family Abuse Protective Order	AP	5	▲	+25.0%	+1
	Other	OT	3	▲	+200.0%	+2
	Paternity	PT	3	▲	+50.0%	+1
	Permanency Planning	PH	3	▼	-40.0%	-2
	Temporary Detention Order	TD	3	▲	+200.0%	+2
	Truancy	TR	3	▲	+50.0%	+1
	Foster Care Review	FC	2	▼	-77.8%	-7
	Terminate Parental Rights	TP	2	↔		-
	Emergency Custody Order	EC	1	▲		+1
	Initial Foster Care	IF	1	↔		-
	Voluntary Continuing Services and Support Agreem	VA	1	↔		-
	Emancipation	EP	0	▼	-100.0%	-1
	Qualified Residential Treatment	QR	0	▼	-100.0%	-1
Relief of Custody	CR	0	▼	-100.0%	-5	
	<b>Total</b>		<b>247</b>	▲	<b>32.8%</b>	<b>+61</b>
<b>GRAND TOTAL</b>			<b>495</b>	▲	6.0%	+28

Filings by Major Case Category\*\*

Category	Summary	Change	% Change	Absolute Change
Adult Criminal	89	▲	-25.8%	-31
Child Dependency	18	▲	-25.0%	-6
Child in Need of Services/Supervision	8	▲	+100.0%	+4
Custody and Visitation	151	▲	+31.3%	+36
Delinquency	41	▲	+57.7%	+15
Juvenile Miscellaneous	0	▼	-100.0%	-1
Other	61	▲	-1.6%	-1
Protective Orders	54	▲	+3.8%	+2
Support	62	▲	+17.0%	+9
Traffic	11	▲	+10.0%	+1

\* Compared to same time period as previous year  
 10/15/2024 1:35:12PM

\*\* Case Type Categories are defined in the 2017 Virginia Judicial Workload Assessment  
 Source: SCV-SQL-Information

**GRAND TOTAL**

**495**

▲

6.0%

+28

2024 Overall GRAND TOTAL		Distribution of Caseload		Change*		Percentage (%) of Caseload		
<b>434</b>	-11 -2.5%	<b>Adult</b>	240 55%	3.0% ▲	+7	<b>Adult</b>	52.4%	55.3%
2024		<b>Juvenile</b>	194 45%	-8.5% ▼	-18	<b>Juvenile</b>	47.6%	44.7%
2023		<b>GRAND TOTAL</b>	<b>434</b> 100%	-2.5% ▼	-11	<b>GRAND TOTAL</b>	100%	100%

**Filings by Division & Code**

Division	Case Type Description	Code	Summary	Change	% Change	Absolute Change
<b>Adult</b>	Show Cause	SC	52	▲	+33.3%	+13
	Civil Support	VS	51	▼	-3.8%	-2
	Other	OT	38	▼	-15.6%	-7
	Misdemeanor	CM	34	▼	-32.0%	-16
	Family Abuse - Protective Order	FP	32	▲	+146.2%	+19
	Felony	CF	12	▲	+20.0%	+2
	Capias	CA	9	▲	-43.8%	-7
	Motion - Protective Order	MP	6	▲	+100.0%	+3
	Non-Family Abuse Protective Order	AP	4	▲	+300.0%	+3
	Violation of Protective Order	PV	2	▼	-33.3%	-1
	<b>Total</b>		<b>240</b>	<b>▲</b>	<b>3.0%</b>	<b>+7</b>
<b>Juvenile</b>	Custody Visitation	CV	118	▼	-6.3%	-8
	Misdemeanor	DM	25	▲	+177.8%	+16
	Traffic	T	11	▼	-42.1%	-8
	Abuse and Neglect	AN	9	▼	-65.4%	-17
	Motion - Protective Order	MP	7	▼	-12.5%	-1
	Truancy	TR	5	▲	+150.0%	+3
	Non-Family Abuse Protective Order	AP	3	▲	-	+3
	Paternity	PT	3	↔	-	-
	Family Abuse - Protective Order	FP	2	▲	-	+2
	Initial Foster Care	IF	2	▲	-	+2
	Remand Visitation	RV	2	▲	-	+2
	Status	ST	2	▲	-	-
	Capias	CA	1	▲	-	+1
	Child In Need of Services	CS	1	↔	-	-
	Emergency Custody Order	EC	1	▲	-	+1
	Relief of Custody	CR	1	▲	-	+1
	Temporary Detention Order	TD	1	↔	-	-
	Civil Violation	CI	0	▼	-100.0%	-1
	Felony	DF	0	▼	-100.0%	-1
	Foster Care Review	FC	0	▼	-100.0%	-6
	Permanency Planning	PH	0	▼	-100.0%	-3
	Show Cause	SC	0	▼	-100.0%	-3
	Voluntary Continuing Services and Support Agreen	VA	0	▼	-100.0%	-1
	<b>Total</b>		<b>194</b>	<b>▼</b>	<b>-8.5%</b>	<b>-18</b>
<b>GRAND TOTAL</b>			<b>434</b>	<b>▼</b>	<b>-2.5%</b>	<b>-11</b>

**Filings by Major Case Category\*\***

Category	Summary	Change	% Change	Absolute Change
Adult Criminal	82	▼	-26.8%	-30
Child Dependency	12	▲	-66.7%	-24
Child in Need of Services/Supervision	6	▲	+100.0%	+3
Custody and Visitation	122	▲	-5.4%	-7
Delinquency	25	▼	+92.3%	+12
Juvenile Miscellaneous	2	▲	-	0
New to Workload Study	0	▼	-100.0%	-1
Other	42	▲	-8.7%	-4
Protective Orders	54	▲	+116.0%	+29

\* Compared to same time period as previous year  
 10/15/2024 1:35:12PM

\*\* Case Type Categories are defined in the 2017 Virginia Judicial Workload Assessment  
 Source: SCV-SQL-Information

**CPSS - JCMS CASELOAD STATISTICS OF THE JUVENILE & DOMESTIC RELATIONS DISTRICT COURTS**  
January 2024 thru September 2024 Filings (Compared to January 2023 thru September 2023)

**Cumberland**  
District: 10 FIPS: 049

Support	78	▲	+32.2%	+19
Traffic	11	▼	-42.1%	-8
<b>GRAND TOTAL</b>	<b>434</b>	▼	-2.5%	-11

2024 Overall GRAND TOTAL		Distribution of Caseload		Change*		Percentage (%) of Caseload			
<b>1,555</b>	-16 -1.0%	<b>Adult</b>	846	54%	-12.1% ▼	-116	<b>Adult</b>	61.2%	54.4%
2024		<b>Juvenile</b>	709	46%	16.4% ▲	+100	<b>Juvenile</b>	38.8%	45.6%
2023		<b>GRAND TOTAL</b>	<b>1,555</b>	100%	-1.0% ▼	-16	<b>GRAND TOTAL</b>	100%	100%

Filings by Division & Code

Division	Case Type Description	Code	Summary	Change	% Change	Absolute Change	
<b>Adult</b>	Civil Support	VS	181	▼	-19.6%	-44	
	Misdemeanor	CM	181	▼	-22.0%	-51	
	Show Cause	SC	157	▲	-6.5%	-11	
	Other	OT	140	▼	-11.9%	-19	
	Family Abuse - Protective Order	FP	75	↔		-	
	Felony	CF	53	▼	-10.2%	-6	
	Capias	CA	37	▲	+48.0%	+12	
	Non-Family Abuse Protective Order	AP	7	▲	+16.7%	+1	
	Remand Support	RS	4	▲	+33.3%	+1	
	Violation of Protective Order	PV	4	▲	+100.0%	+2	
	Violation Family Abuse Protective Order	PS	3	▲	+200.0%	+2	
	Motion - Protective Order	MP	2	▲	+100.0%	+1	
	Restricted License for Non-Support	SL	2	↔		-	
	Criminal Support	CS	0	▼	-100.0%	-4	
	<b>Total</b>		<b>846</b>	▼	<b>-12.1%</b>	<b>-116</b>	
<b>Juvenile</b>	Custody Visitation	CV	410	▲	+24.6%	+81	
	Misdemeanor	DM	98	▲	+18.1%	+15	
	Felony	DF	36	▼	-20.0%	-9	
	Traffic	T	34	▼	-2.9%	-1	
	Paternity	PT	27	▼	-10.0%	-3	
	Motion - Protective Order	MP	14	▲	+40.0%	+4	
	Voluntary Continuing Services and Support Agreen	VA	10	▲	+11.1%	+1	
	Child In Need of Services	CS	8	▲	+100.0%	+4	
	Relief of Custody	CR	8	▲	+166.7%	+5	
	Terminate Parental Rights	TP	8	▲	+700.0%	+7	
	Civil Violation	CI	7	▲	+133.3%	+4	
	Temporary Detention Order	TD	6	↔		-	
	Truancy	TR	6	▲	+50.0%	+2	
	Permanency Planning	PH	5	▼	-37.5%	-3	
	Remand Custody	RC	5	▼	-28.6%	-2	
	Remand Visitation	RV	5	▲	+66.7%	+2	
	Emergency Custody Order	EC	4	▲	+100.0%	+2	
	Non-Family Abuse Protective Order	AP	4	▲	+33.3%	+1	
	Other	OT	4	↔		-	
	Capias	CA	3	▲	-	+3	
	Foster Care Review	FC	2	▼	-77.8%	-7	
	Abuse and Neglect	AN	1	▼	-83.3%	-5	
	Emancipation	EP	1	▲	-	+1	
	Family Abuse - Protective Order	FP	1	▲	-	+1	
	Initial Foster Care	IF	1	▲	-	+1	
	Qualified Residential Treatment	QR	1	↔		-	
	Status	ST	0	▼	-100.0%	-4	
		<b>Total</b>		<b>709</b>	▲	<b>16.4%</b>	<b>+100</b>
		<b>GRAND TOTAL</b>		<b>1,555</b>	▼	<b>-1.0%</b>	<b>-16</b>

Filings by Major Case Category\*\*

Category	Summary	Change	% Change	Absolute Change
Adult Criminal	369	▲	-16.9%	-75
Child Dependency	36	▲	-2.7%	-1

\* Compared to same time period as previous year  
 10/15/2024 1:35:12PM

\*\* Case Type Categories are defined in the 2017 Virginia Judicial Workload Assessment  
 Source: SCV-SQL-Information

**CPSS - JCMS CASELOAD STATISTICS OF THE JUVENILE & DOMESTIC RELATIONS DISTRICT COURTS**  
 January 2024 thru September 2024 Filings (Compared to January 2023 thru September 2023)

Child in Need of Services/Supervision	14	▲	+75.0%	+6
Custody and Visitation	437	▲	+21.7%	+78
Delinquency	137	▲	+7.0%	+9
Juvenile Miscellaneous	1	▲	-75.0%	-3
New to Workload Study	7	▲	+133.3%	+4
Other	168	▲	-8.7%	-16
Protective Orders	103	▲	+8.4%	+8
Support	249	▼	-9.1%	-25
Traffic	34	▼	-2.9%	-1
<b>GRAND TOTAL</b>	<b>1,555</b>	▼	-1.0%	-16

2024 Overall GRAND TOTAL		Distribution of Caseload			Change*		Percentage (%) of Caseload		
<b>574</b>	-10 -1.7%	<b>Adult</b>	301	52%	1.0% ▲	+3	<b>Adult</b>	51.0%	52.4%
		<b>Juvenile</b>	273	48%	-4.5% ▼	-13	<b>Juvenile</b>	49.0%	47.6%
		<b>GRAND TOTAL</b>	<b>574</b>	100%	-1.7% ▼	-10	<b>GRAND TOTAL</b>	100%	100%

**Filings by Division & Code**

Division	Case Type Description	Code	Summary	Change	% Change	Absolute Change
<b>Adult</b>	Civil Support	VS	78	▼	-1.3%	-1
	Misdemeanor	CM	73	▲	+15.9%	+10
	Other	OT	44	▼	-12.0%	-6
	Show Cause	SC	41	▼	-19.6%	-10
	Family Abuse - Protective Order	FP	30	▲	+15.4%	+4
	Felony	CF	16	▲	+33.3%	+4
	Capias	CA	10	▲	-9.1%	-1
	Violation of Protective Order	PV	5	▲	-	+5
	Motion - Protective Order	MP	3	↔	-	-
	Non-Family Abuse Protective Order	AP	1	▼	-66.7%	-2
	<b>Total</b>		<b>301</b>	▲	<b>1.0%</b>	<b>+3</b>
<b>Juvenile</b>	Custody Visitation	CV	157	▲	+6.1%	+9
	Misdemeanor	DM	50	▲	+16.3%	+7
	Traffic	T	9	▼	-25.0%	-3
	Abuse and Neglect	AN	7	▼	-12.5%	-1
	Felony	DF	7	▼	-63.2%	-12
	Child In Need of Services	CS	6	▲	+200.0%	+4
	Permanency Planning	PH	6	▲	-	+6
	Truancy	TR	6	▼	-53.8%	-7
	Entrustment	ET	5	▲	-	+5
	Status	ST	4	▼	-55.6%	-5
	Terminate Parental Rights	TP	3	▲	-	+3
	Civil Violation	CI	2	↔	-	-
	Paternity	PT	2	▼	-71.4%	-5
	Show Cause	SC	2	▲	-	+2
	Temporary Detention Order	TD	2	↔	-	-
	Foster Care Review	FC	1	▼	-80.0%	-4
	Initial Foster Care	IF	1	▼	-75.0%	-3
	Motion - Protective Order	MP	1	▲	-	+1
	Non-Family Abuse Protective Order	AP	1	▼	-83.3%	-5
	Voluntary Continuing Services and Support Agreen	VA	1	↔	-	-
Other	OT	0	▼	-100.0%	-3	
Relief of Custody	CR	0	▼	-100.0%	-2	
	<b>Total</b>		<b>273</b>	▼	<b>-4.5%</b>	<b>-13</b>
<b>GRAND TOTAL</b>			<b>574</b>	▼	<b>-1.7%</b>	<b>-10</b>

**Filings by Major Case Category\*\***

Category	Summary	Change	% Change	Absolute Change
Adult Criminal	136	▲	+5.4%	+7
Child Dependency	24	▲	+20.0%	+4
Child in Need of Services/Supervision	12	▲	-20.0%	-3
Custody and Visitation	159	▼	+2.6%	+4
Delinquency	59	▲	-4.8%	-3
Juvenile Miscellaneous	4	▼	-55.6%	-5
New to Workload Study	2	↔	-	0
Other	46	▼	-16.4%	-9
Protective Orders	36	▲	-5.3%	-2
Support	87	▲	-	0

\* Compared to same time period as previous year  
 10/15/2024 1:35:12PM

\*\* Case Type Categories are defined in the 2017 Virginia Judicial Workload Assessment  
 Source: SCV-SQL-Information

CPSS - JCMS CASELOAD STATISTICS OF THE JUVENILE & DOMESTIC RELATIONS DISTRICT COURTS  
January 2024 thru September 2024 Filings (Compared to January 2023 thru September 2023)

Lunenburg

District: 10 FIPS: 111

Traffic		9	▼	-25.0%	-3
	<b>GRAND TOTAL</b>	<b>574</b>	▼	-1.7%	-10



2024 Overall GRAND TOTAL		Distribution of Caseload			Change*		Percentage (%) of Caseload		
<b>1,472</b>	-120 -7.5%	<b>Adult</b>	727	49%	-2.5% ▼	-19	<b>Adult</b>	46.9%	49.4%
2024		<b>Juvenile</b>	745	51%	-11.9% ▼	-101	<b>Juvenile</b>	53.1%	50.6%
2023		<b>GRAND TOTAL</b>	<b>1,472</b>	100%	-7.5% ▼	-120	<b>GRAND TOTAL</b>	100%	100%

**Filings by Division & Code**

Division	Case Type Description	Code	Summary	Change	% Change	Absolute Change	
<b>Adult</b>	Civil Support	VS	163	▼	-7.4%	-13	
	Show Cause	SC	133	▲	+9.0%	+11	
	Misdemeanor	CM	129	▼	-7.2%	-10	
	Other	OT	105	▲	-16.7%	-21	
	Family Abuse - Protective Order	FP	69	▲	+3.0%	+2	
	Felony	CF	69	▲	+43.8%	+21	
	Capias	CA	27	▼	-10.0%	-3	
	Motion - Protective Order	MP	11	▼	-8.3%	-1	
	Remand Support	RS	7	↔		-	
	Non-Family Abuse Protective Order	AP	6	▲	+20.0%	+1	
	Protective Order	PC	3	▲	-	+3	
	Violation of Protective Order	PV	3	▼	-66.7%	-6	
	Restricted License for Non-Support	SL	1	▼	-50.0%	-1	
	Violation Family Abuse Protective Order	PS	1	▲	-	+1	
	Bond Forfeiture	BF	0	▼	-100.0%	-2	
Criminal Support	CS	0	▼	-100.0%	-1		
	<b>Total</b>		<b>727</b>	▼	<b>-2.5%</b>	<b>-19</b>	
<b>Juvenile</b>	Custody Visitation	CV	366	▼	-16.4%	-72	
	Misdemeanor	DM	101	▼	-1.0%	-1	
	Motion - Protective Order	MP	51	▼	-1.9%	-1	
	Traffic	T	47	▲	+6.8%	+3	
	Paternity	PT	44	▲	+7.3%	+3	
	Felony	DF	17	▼	-34.6%	-9	
	Abuse and Neglect	AN	16	▼	-38.5%	-10	
	Truancy	TR	15	▲	+275.0%	+11	
	Permanency Planning	PH	11	▲	+10.0%	+1	
	Remand Custody	RC	11	▼	-8.3%	-1	
	Remand Visitation	RV	11	↔		-	
	Status	ST	11	▼	-31.3%	-5	
	Child In Need of Services	CS	10	▼	-23.1%	-3	
	Terminate Parental Rights	TP	9	▲	+12.5%	+1	
	Foster Care Review	FC	8	▼	-11.1%	-1	
	Initial Foster Care	IF	6	▼	-50.0%	-6	
	Emergency Custody Order	EC	3	▲	-	+3	
	Civil Violation	CI	2	▲	-	+2	
	Temporary Detention Order	TD	2	▼	-33.3%	-1	
	Entrustment	ET	1	▼	-66.7%	-2	
	Non-Family Abuse Protective Order	AP	1	▼	-80.0%	-4	
	Relief of Custody	CR	1	▼	-85.7%	-6	
	Voluntary Continuing Services and Support Agreen	VA	1	↔		-	
	Child at Risk	RI	0	▼	-100.0%	-1	
	Other	OT	0	▼	-100.0%	-1	
	Qualified Residential Treatment	QR	0	▼	-100.0%	-1	
		<b>Total</b>		<b>745</b>	▼	<b>-11.9%</b>	<b>-101</b>
	<b>GRAND TOTAL</b>			<b>1,472</b>	▼	<b>-7.5%</b>	<b>-120</b>

\* Compared to same time period as previous year  
 10/15/2024 1:35:12PM

\*\* Case Type Categories are defined in the 2017 Virginia Judicial Workload Assessment  
 Source: SCV-SQL-Information

**Filings by Major Case Category\*\***

Category	Summary	Change	% Change	Absolute Change
Adult Criminal	309	▲	-1.6%	-5
Child Dependency	53	▼	-32.1%	-25
Child in Need of Services/Supervision	25	▲	+47.1%	+8
Custody and Visitation	410	▼	-14.4%	-69
Delinquency	118	▼	-7.8%	-10
Juvenile Miscellaneous	11	▼	-31.3%	-5
New to Workload Study	2	▲	-	+2
Other	139	▲	-13.1%	-21
Protective Orders	138	▼	-2.1%	-3
Support	220	▼	+2.3%	+5
Traffic	47	▲	+6.8%	+3
<b>GRAND TOTAL</b>	<b>1,472</b>	▼	-7.5%	-120

\* Compared to same time period as previous year  
 10/15/2024 1:35:12PM

\*\* Case Type Categories are defined in the 2017 Virginia Judicial Workload Assessment  
 Source: SCV-SQL-Information

2024 Overall GRAND TOTAL		Distribution of Caseload		Change*		Percentage (%) of Caseload		
<b>822</b>	-94 -10.3%	<b>Adult</b>	447 54%	-13.5% ▼	-70	<b>Adult</b>	56.4%	54.4%
2024		<b>Juvenile</b>	375 46%	-6.0% ▼	-24	<b>Juvenile</b>	43.6%	45.6%
2023		<b>GRAND TOTAL</b>	<b>822</b> 100%	-10.3% ▼	-94	<b>GRAND TOTAL</b>	100%	100%

Filings by Division & Code

Division	Case Type Description	Code	Summary	Change	% Change	Absolute Change
<b>Adult</b>	Civil Support	VS	110	▼	-6.0%	-7
	Show Cause	SC	90	▲	-11.8%	-12
	Misdemeanor	CM	80	▼	-26.6%	-29
	Other	OT	74	▼	-19.6%	-18
	Family Abuse - Protective Order	FP	40	▲	+25.0%	+8
	Felony	CF	22	▼	-21.4%	-6
	Capias	CA	17	▼	-29.2%	-7
	Motion - Protective Order	MP	9	▲	+80.0%	+4
	Non-Family Abuse Protective Order	AP	3	▼	-62.5%	-5
	Protective Order	PC	1	▲	-	+1
	Restricted License for Non-Support	SL	1	▲	-	+1
	<b>Total</b>		<b>447</b>	▼	<b>-13.5%</b>	<b>-70</b>
<b>Juvenile</b>	Custody Visitation	CV	233	▼	-15.9%	-44
	Misdemeanor	DM	38	▲	+52.0%	+13
	Traffic	T	32	▼	-28.9%	-13
	Felony	DF	20	▲	+66.7%	+8
	Paternity	PT	11	▲	+83.3%	+5
	Motion - Protective Order	MP	8	▲	+700.0%	+7
	Temporary Detention Order	TD	6	▲	+50.0%	+2
	Child In Need of Services	CS	5	▼	-16.7%	-1
	Abuse and Neglect	AN	4	▼	-55.6%	-5
	Truancy	TR	4	▲	+33.3%	+1
	Capias	CA	3	▲	+200.0%	+2
	Emergency Custody Order	EC	2	▲	+100.0%	+1
	Non-Family Abuse Protective Order	AP	2	▲	-	+2
	Remand Custody	RC	2	▲	-	+2
	Civil Violation	CI	1	▲	-	+1
	Foster Care Review	FC	1	↔	-	-
	Permanency Planning	PH	1	▲	-	+1
	Remand Visitation	RV	1	▲	-	+1
	Show Cause	SC	1	▼	-83.3%	-5
	Terminate Parental Rights	TP	0	▼	-100.0%	-2
	<b>Total</b>		<b>375</b>	▼	<b>-6.0%</b>	<b>-24</b>
<b>GRAND TOTAL</b>			<b>822</b>	▼	<b>-10.3%</b>	<b>-94</b>

Filings by Major Case Category\*\*

Category	Summary	Change	% Change	Absolute Change
Adult Criminal	148	▲	-34.5%	-78
Child Dependency	6	▲	-50.0%	-6
Child in Need of Services/Supervision	9	▼	-18.2%	-2
Custody and Visitation	244	▲	-13.8%	-39
Delinquency	62	▲	+47.6%	+20
New to Workload Study	1	▲	-	+1
Other	85	▲	-12.4%	-12
Protective Orders	62	▲	+34.8%	+16
Support	173	▲	+12.3%	+19
Traffic	32	▼	-28.9%	-13

\* Compared to same time period as previous year  
 10/15/2024 1:35:12PM

\*\* Case Type Categories are defined in the 2017 Virginia Judicial Workload Assessment  
 Source: SCV-SQL-Information

**GRAND TOTAL**

**822**



-10.3%

-94

2024 Overall GRAND TOTAL		Distribution of Caseload		Change*		Percentage (%) of Caseload			
<b>632</b> +48 8.2% 		<b>Adult</b>	356	56%	30.4% ▲	+83	<b>Adult</b>	46.7%	56.3%
		<b>Juvenile</b>	276	44%	-11.3% ▼	-35	<b>Juvenile</b>	53.3%	43.7%
		<b>GRAND TOTAL</b>	<b>632</b>	100%	8.2% ▲	+48	<b>GRAND TOTAL</b>	100%	100%

Filings by Division & Code

Division	Case Type Description	Code	Summary	Change	% Change	Absolute Change
<b>Adult</b>	Misdemeanor	CM	87	▲	+81.3%	+39
	Civil Support	VS	75	▲	+21.0%	+13
	Other	OT	65	▲	+32.7%	+16
	Show Cause	SC	45	▲	-2.2%	-1
	Felony	CF	31	▲	+181.8%	+20
	Family Abuse - Protective Order	FP	24	▲	+9.1%	+2
	Capias	CA	18	▼	-21.7%	-5
	Motion - Protective Order	MP	4	▼	-20.0%	-1
	Remand Support	RS	4	▲	+33.3%	+1
	Non-Family Abuse Protective Order	AP	3	▲	+50.0%	+1
	Protective Order	PC	0	▼	-100.0%	-1
	Restricted License for Non-Support	SL	0	▼	-100.0%	-1
		<b>Total</b>		<b>356</b>	▲	<b>30.4%</b>
<b>Juvenile</b>	Custody Visitation	CV	152	▼	-18.7%	-35
	Show Cause	SC	44	▲	+29.4%	+10
	Truancy	TR	22	▲	+83.3%	+10
	Misdemeanor	DM	20	▼	-4.8%	-1
	Felony	DF	9	▼	-18.2%	-2
	Remand Custody	RC	8	▼	-20.0%	-2
	Terminate Parental Rights	TP	4	▲	-	+4
	Traffic	T	3	▼	-57.1%	-4
	Non-Family Abuse Protective Order	AP	2	↔	-	-
	Special Immigrant Juvenile Status	SI	2	▲	-	+2
	Temporary Detention Order	TD	2	▲	+100.0%	+1
	Child In Need of Services	CS	1	▼	-50.0%	-1
	Emergency Custody Order	EC	1	▲	-	+1
	Foster Care Review	FC	1	↔	-	-
	Initial Foster Care	IF	1	▲	-	+1
	Paternity	PT	1	▼	-75.0%	-3
	Permanency Planning	PH	1	▼	-85.7%	-6
	Status	ST	1	▲	-	+1
	Voluntary Continuing Services and Support Agree	VA	1	▼	-50.0%	-1
	Motion - Protective Order	MP	0	▼	-100.0%	-3
	Other	OT	0	▼	-100.0%	-2
	Qualified Residential Treatment	QR	0	▼	-100.0%	-4
	Relief of Custody	CR	0	▼	-100.0%	-1
		<b>Total</b>		<b>276</b>	▼	<b>-11.3%</b>
	<b>GRAND TOTAL</b>		<b>632</b>	▲	8.2%	+48

Filings by Major Case Category\*\*

Category	Summary	Change	% Change	Absolute Change
Adult Criminal	161	▲	+36.4%	+43
Child Dependency	8	▲	-46.7%	-7
Child in Need of Services/Supervision	23	▲	+64.3%	+9
Custody and Visitation	153	▼	-19.9%	-38
Delinquency	73	▲	+10.6%	+7
Juvenile Miscellaneous	1	▲	-	+1
New to Workload Study	2	▲	-	+2

\* Compared to same time period as previous year  
 10/15/2024 1:35:12PM

\*\* Case Type Categories are defined in the 2017 Virginia Judicial Workload Assessment  
 Source: SCV-SQL-Information

**CPSS - JCMS CASELOAD STATISTICS OF THE JUVENILE & DOMESTIC RELATIONS DISTRICT COURTS**  
 January 2024 thru September 2024 Filings (Compared to January 2023 thru September 2023)

Other	80	▲	+23.1%	+15
Protective Orders	33	▼	-2.9%	-1
Support	95	▲	+28.4%	+21
Traffic	3	▼	-57.1%	-4
<b>GRAND TOTAL</b>	<b>632</b>	▲	8.2%	+48

2024 Overall GRAND TOTAL	Distribution of Caseload	Change*	Percentage (%) of Caseload																											
<b>1,540</b> +20 1.3% 	<table border="1"> <tr> <td>Adult</td> <td>834</td> <td>54%</td> <td>3.7% ▲</td> <td>+30</td> </tr> <tr> <td>Juvenile</td> <td>706</td> <td>46%</td> <td>-1.4% ▼</td> <td>-10</td> </tr> <tr> <td><b>GRAND TOTAL</b></td> <td><b>1,540</b></td> <td>100%</td> <td>1.3% ▲</td> <td>+20</td> </tr> </table>	Adult	834	54%	3.7% ▲	+30	Juvenile	706	46%	-1.4% ▼	-10	<b>GRAND TOTAL</b>	<b>1,540</b>	100%	1.3% ▲	+20		<table border="1"> <tr> <td>Adult</td> <td>2023</td> <td>2024</td> </tr> <tr> <td>Adult</td> <td>52.9%</td> <td>54.2%</td> </tr> <tr> <td>Juvenile</td> <td>47.1%</td> <td>45.8%</td> </tr> <tr> <td><b>GRAND TOTAL</b></td> <td>100%</td> <td>100%</td> </tr> </table>	Adult	2023	2024	Adult	52.9%	54.2%	Juvenile	47.1%	45.8%	<b>GRAND TOTAL</b>	100%	100%
Adult	834	54%	3.7% ▲	+30																										
Juvenile	706	46%	-1.4% ▼	-10																										
<b>GRAND TOTAL</b>	<b>1,540</b>	100%	1.3% ▲	+20																										
Adult	2023	2024																												
Adult	52.9%	54.2%																												
Juvenile	47.1%	45.8%																												
<b>GRAND TOTAL</b>	100%	100%																												

Filings by Division & Code

Division	Case Type Description	Code	Summary	Change	% Change	Absolute Change
<b>Adult</b>	Misdemeanor	CM	188	▼	-14.5%	-32
	Other	OT	157	▼	-0.6%	-1
	Civil Support	VS	148	▲	+2.8%	+4
	Show Cause	SC	127	▲	+32.3%	+31
	Felony	CF	105	▲	+61.5%	+40
	Capias	CA	51	▲	+24.4%	+10
	Family Abuse - Protective Order	FP	46	▼	-20.7%	-12
	Non-Family Abuse Protective Order	AP	6	▼	-33.3%	-3
	Motion - Protective Order	MP	5	▼	-58.3%	-7
	Criminal Support	CS	1	▲	-	+1
	Restricted License for Non-Support	SL	0	▼	-100.0%	-1
		Total		<b>834</b>	▲	<b>3.7%</b>
<b>Juvenile</b>	Custody Visitation	CV	444	▼	-2.2%	-10
	Misdemeanor	DM	97	▲	+31.1%	+23
	Traffic	T	38	▼	-24.0%	-12
	Abuse and Neglect	AN	26	▲	+271.4%	+19
	Foster Care Review	FC	21	▲	+162.5%	+13
	Initial Foster Care	IF	14	▲	+366.7%	+11
	Felony	DF	13	▼	-71.7%	-33
	Permanency Planning	PH	11	▼	-42.1%	-8
	Terminate Parental Rights	TP	8	▼	-27.3%	-3
	Paternity	PT	6	▼	-66.7%	-12
	Temporary Detention Order	TD	6	▲	+50.0%	+2
	Emergency Custody Order	EC	5	▲	+400.0%	+4
	Other	OT	4	▲	-	+4
	Show Cause	SC	4	▼	-42.9%	-3
	Capias	CA	3	▼	-40.0%	-2
	Child In Need of Services	CS	2	▼	-50.0%	-2
	Non-Family Abuse Protective Order	AP	1	↔	-	-
	Relief of Custody	CR	1	↔	-	-
	Truancy	TR	1	↔	-	-
	Voluntary Continuing Services and Support Agree	VA	1	▲	-	+1
	Emancipation	EP	0	▼	-100.0%	-1
	Special Immigrant Juvenile Status	SI	0	▼	-100.0%	-1
		Total		<b>706</b>	▼	<b>-1.4%</b>
	<b>GRAND TOTAL</b>		<b>1,540</b>	▲	1.3%	+20

Filings by Major Case Category\*\*




Category	Summary	Change	% Change	Absolute Change
Adult Criminal	414	▲	+9.5%	+36
Child Dependency	82	▲	+67.3%	+33
Child in Need of Services/Supervision	3	▼	-40.0%	-2
Custody and Visitation	450	▼	-4.7%	-22
Delinquency	117	▼	-11.4%	-15
Juvenile Miscellaneous	0	▼	-100.0%	-1
New to Workload Study	0	▼	-100.0%	-1
Other	172	▲	+5.5%	+9
Protective Orders	58	▼	-27.5%	-22

\* Compared to same time period as previous year  
 10/15/2024 1:35:12PM

\*\* Case Type Categories are defined in the 2017 Virginia Judicial Workload Assessment  
 Source: SCV-SQL-Information

Support	206	▲	+9.0%	+17
Traffic	38	▼	-24.0%	-12
<b>GRAND TOTAL</b>	<b>1,540</b>	▲	1.3%	+20



2024 Overall GRAND TOTAL		Distribution of Caseload			Change*		Percentage (%) of Caseload		
<b>685</b>	-56 -7.6%	<b>Adult</b>	387	56%	4.0% ▲	+15	<b>Adult</b>	50.2%	56.5%
2024 		<b>Juvenile</b>	298	44%	-19.2% ▼	-71	<b>Juvenile</b>	49.8%	43.5%
2023 		<b>GRAND TOTAL</b>	<b>685</b>	100%	-7.6% ▼	-56	<b>GRAND TOTAL</b>	100%	100%

**Filings by Division & Code**

Division	Case Type Description	Code	Summary	Change	% Change	Absolute Change
<b>Adult</b>	Misdemeanor	CM	98	▲	+12.6%	+11
	Other	OT	78	↔		-
	Civil Support	VS	71	▼	-7.8%	-6
	Show Cause	SC	65	▲	+38.3%	+18
	Capias	CA	25	▲	+13.6%	+3
	Felony	CF	20	▼	-13.0%	-3
	Family Abuse - Protective Order	FP	15	▼	-46.4%	-13
	Motion - Protective Order	MP	6	▲	+50.0%	+2
	Violation of Protective Order	PV	3	▼	-40.0%	-2
	Non-Family Abuse Protective Order	AP	2	▲	+100.0%	+1
	Remand Support	RS	2	▲	-	+2
	Emergency Substantial Risk Order	SR	1	▲	-	+1
	Protective Order	PC	1	▲	-	+1
	<b>Total</b>		<b>387</b>	▲	<b>4.0%</b>	<b>+15</b>
<b>Juvenile</b>	Custody Visitation	CV	147	▼	-28.6%	-59
	Misdemeanor	DM	37	▼	-22.9%	-11
	Show Cause	SC	35	▲	+94.4%	+17
	Abuse and Neglect	AN	21	▲	+200.0%	+14
	Truancy	TR	18	▲	+12.5%	+2
	Traffic	T	10	▼	-54.5%	-12
	Felony	DF	7	▼	-12.5%	-1
	Motion - Protective Order	MP	5	▲	+400.0%	+4
	Child In Need of Services	CS	4	▲	+100.0%	+2
	Voluntary Continuing Services and Support Agreem	VA	3	▼	-50.0%	-3
	Civil Violation	CI	2	▲	-	+2
	Temporary Detention Order	TD	2	▲	+100.0%	+1
	Initial Foster Care	IF	1	↔		-
	Non-Family Abuse Protective Order	AP	1	▼	-66.7%	-2
	Other	OT	1	▼	-85.7%	-6
	Paternity	PT	1	▼	-83.3%	-5
	Remand Custody	RC	1	▼	-50.0%	-1
	Remand Visitation	RV	1	▲	-	+1
	Status	ST	1	▲	-50.0%	-1
	Foster Care Review	FC	0	▼	-100.0%	-4
	Permanency Planning	PH	0	▼	-100.0%	-8
Qualified Residential Treatment	QR	0	▼	-100.0%	-1	
	<b>Total</b>		<b>298</b>	▼	<b>-19.2%</b>	<b>-71</b>
	<b>GRAND TOTAL</b>		<b>685</b>	▼	<b>-7.6%</b>	<b>-56</b>

**Filings by Major Case Category\*\***

Category	Summary	Change	% Change	Absolute Change
Adult Criminal	185	▲	+14.2%	+23
Child Dependency	25	▼	-7.4%	-2
Child in Need of Services/Supervision	22	▲	+22.2%	+4
Custody and Visitation	148	▼	-30.2%	-64
Delinquency	79	▲	+6.8%	+5
Juvenile Miscellaneous	1	▲	-50.0%	-1
New to Workload Study	3	▲	-	+3

\* Compared to same time period as previous year  
 10/15/2024 1:35:12PM

\*\* Case Type Categories are defined in the 2017 Virginia Judicial Workload Assessment  
 Source: SCV-SQL-Information

**CPSS - JCMS CASELOAD STATISTICS OF THE JUVENILE & DOMESTIC RELATIONS DISTRICT COURTS**  
 January 2024 thru September 2024 Filings (Compared to January 2023 thru September 2023)

Other	85	▲	-3.4%	-3
Protective Orders	29	▲	-21.6%	-8
Support	98	▲	-1.0%	-1
Traffic	10	▼	-54.5%	-12
<b>GRAND TOTAL</b>	<b>685</b>	▼	-7.6%	-56

2024 Overall GRAND TOTAL		Distribution of Caseload			Change*		Percentage (%) of Caseload		
<b>2,468</b>	+88 3.7%	<b>Adult</b>	1,639	66%	12.6% ▲	+183	<b>Adult</b>	61.2%	66.4%
2024		<b>Juvenile</b>	829	34%	-10.3% ▼	-95	<b>Juvenile</b>	38.8%	33.6%
		<b>GRAND TOTAL</b>	<b>2,468</b>	100%	3.7% ▲	+88	<b>GRAND TOTAL</b>	100%	100%

Filings by Division & Code

Division	Case Type Description	Code	Summary	Change	% Change	Absolute Change	
<b>Adult</b>	Misdemeanor	CM	471	▲	+14.3%	+59	
	Other	OT	416	▲	+13.7%	+50	
	Civil Support	VS	284	▲	+52.7%	+98	
	Show Cause	SC	126	▼	-22.2%	-36	
	Felony	CF	115	▲	+7.5%	+8	
	Capias	CA	114	▲		-	
	Family Abuse - Protective Order	FP	91	▲	+13.8%	+11	
	Motion - Protective Order	MP	9	▼	-30.8%	-4	
	Violation of Protective Order	PV	7	↔		-	
	Bond Forfeiture	BF	2	▼	-66.7%	-4	
	Protective Order	PC	2	▲		+2	
	Non-Family Abuse Protective Order	AP	1	↔		-	
	Restricted License for Non-Support	SL	1	↔		-	
	Remand Support	RS	0	▼	-100.0%	-1	
	<b>Total</b>		<b>1,639</b>	<b>▲</b>	<b>12.6%</b>	<b>+183</b>	
<b>Juvenile</b>	Custody Visitation	CV	463	▼	-3.9%	-19	
	Mental Commitment	MC	87	▼	-26.3%	-31	
	Misdemeanor	DM	80	▲	+9.6%	+7	
	Felony	DF	42	▼	-16.0%	-8	
	Permanency Planning	PH	22	▲	+450.0%	+18	
	Show Cause	SC	17	▲	+30.8%	+4	
	Traffic	T	17	▼	-60.5%	-26	
	Truancy	TR	17	▲	+6.3%	+1	
	Abuse and Neglect	AN	13	▼	-48.0%	-12	
	Paternity	PT	10	▼	-28.6%	-4	
	Temporary Detention Order	TD	10	▲	+42.9%	+3	
	Emergency Custody Order	EC	8	▲	+166.7%	+5	
	Initial Foster Care	IF	7	▼	-56.3%	-9	
	Status	ST	7	▲	+133.3%	+4	
	Non-Family Abuse Protective Order	AP	5	▼	-50.0%	-5	
	Foster Care Review	FC	4	▼	-75.0%	-12	
	Other	OT	4	▲	+100.0%	+2	
	Special Immigrant Juvenile Status	SI	4	▼	-33.3%	-2	
	Terminate Parental Rights	TP	4	▼	-60.0%	-6	
	Child In Need of Services	CS	3	▲	+50.0%	+1	
	Voluntary Continuing Services and Support Agree	VA	2	▲		+2	
	Civil Violation	CI	1	▲		+1	
	Emancipation	EP	1	▲		+1	
	Family Abuse - Protective Order	FP	1	▼	-50.0%	-1	
	Qualified Residential Treatment	QR	0	▼	-100.0%	-1	
	Relief of Custody	CR	0	▼	-100.0%	-2	
	Remand Custody	RC	0	▼	-100.0%	-4	
	Remand Visitation	RV	0	▼	-100.0%	-2	
		<b>Total</b>		<b>829</b>	<b>▼</b>	<b>-10.3%</b>	<b>-95</b>
	<b>GRAND TOTAL</b>			<b>2,468</b>	<b>▲</b>	<b>3.7%</b>	<b>+88</b>

\* Compared to same time period as previous year  
 10/15/2024 1:35:12PM

\*\* Case Type Categories are defined in the 2017 Virginia Judicial Workload Assessment  
 Source: SCV-SQL-Information

**Filings by Major Case Category\*\***

Category	Summary	Change	% Change	Absolute Change
Adult Criminal	758	▲	+7.1%	+50
Child Dependency	52	▲	-29.7%	-22
Child in Need of Services/Supervision	21	▲	+16.7%	+3
Custody and Visitation	473	▼	-4.6%	-23
Delinquency	138	▲	+1.5%	+2
Juvenile Miscellaneous	8	▲	+166.7%	+5
New to Workload Study	5	▲	-16.7%	-1
Other	525	▲	+4.4%	+22
Protective Orders	107	▼	+0.9%	+1
Support	364	▲	+26.8%	+77
Traffic	17	▼	-60.5%	-26
<b>GRAND TOTAL</b>	<b>2,468</b>	▲	3.7%	+88

\* Compared to same time period as previous year  
 10/15/2024 1:35:12PM

\*\* Case Type Categories are defined in the 2017 Virginia Judicial Workload Assessment  
 Source: SCV-SQL-Information

2024 Overall GRAND TOTAL		Distribution of Caseload		Change*		Percentage (%) of Caseload			
<b>866</b>	+100 13.1%	<b>Adult</b>	456	53%	7.3% ▲	+31	<b>Adult</b>	55.5%	52.7%
2024		<b>Juvenile</b>	410	47%	20.2% ▲	+69	<b>Juvenile</b>	44.5%	47.3%
2023		<b>GRAND TOTAL</b>	<b>866</b>	100%	13.1% ▲	+100	<b>GRAND TOTAL</b>	100%	100%

**Filings by Division & Code**

Division	Case Type Description	Code	Summary	Change	% Change	Absolute Change
<b>Adult</b>	Civil Support	VS	104	▲	+20.9%	+18
	Show Cause	SC	99	▲	+3.1%	+3
	Misdemeanor	CM	71	▼	-24.5%	-23
	Other	OT	70	▲	+12.9%	+8
	Felony	CF	35	▲	+169.2%	+22
	Family Abuse - Protective Order	FP	34	▲	+13.3%	+4
	Capias	CA	25	▲	+25.0%	+5
	Remand Support	RS	8	▼	-33.3%	-4
	Motion - Protective Order	MP	5	▼	-16.7%	-1
	Non-Family Abuse Protective Order	AP	3	▼	-40.0%	-2
	Violation Family Abuse Protective Order	PS	1	▲	-	+1
	Violation of Protective Order	PV	1	↔	-	-
	<b>Total</b>		<b>456</b>	<b>▲</b>	<b>7.3%</b>	<b>+31</b>
<b>Juvenile</b>	Custody Visitation	CV	271	▲	+32.2%	+66
	Misdemeanor	DM	35	▲	+84.2%	+16
	Felony	DF	21	▲	+50.0%	+7
	Show Cause	SC	15	▼	-50.0%	-15
	Traffic	T	13	▼	-27.8%	-5
	Child In Need of Services	CS	7	▲	+40.0%	+2
	Truancy	TR	6	▲	+20.0%	+1
	Abuse and Neglect	AN	5	▼	-16.7%	-1
	Civil Violation	CI	5	▲	-	+5
	Remand Custody	RC	5	▼	-54.5%	-6
	Remand Visitation	RV	5	▼	-50.0%	-5
	Other	OT	4	▲	+300.0%	+3
	Permanency Planning	PH	4	▲	+100.0%	+2
	Status	ST	4	▲	+100.0%	+2
	Foster Care Review	FC	3	▼	-50.0%	-3
	Non-Family Abuse Protective Order	AP	3	▲	+50.0%	+1
	Temporary Detention Order	TD	2	▲	-	+2
	Initial Foster Care	IF	1	▼	-50.0%	-1
	Voluntary Continuing Services and Support Agree	VA	1	▲	-	+1
	Paternity	PT	0	▼	-100.0%	-1
Qualified Residential Treatment	QR	0	▼	-100.0%	-2	
	<b>Total</b>		<b>410</b>	<b>▲</b>	<b>20.2%</b>	<b>+69</b>
<b>GRAND TOTAL</b>			<b>866</b>	<b>▲</b>	<b>13.1%</b>	<b>+100</b>

**Filings by Major Case Category\*\***

Category	Summary	Change	% Change	Absolute Change
Adult Criminal	190	▲	+2.2%	+4
Child Dependency	14	▲	-22.2%	-4
Child in Need of Services/Supervision	13	▲	+30.0%	+3
Custody and Visitation	271	▼	+31.6%	+65
Delinquency	71	▲	+12.7%	+8
Juvenile Miscellaneous	4	▲	+100.0%	+2
New to Workload Study	5	▲	-	+5
Other	94	▲	-2.1%	-2
Protective Orders	45	▲	+4.7%	+2

\* Compared to same time period as previous year  
 10/15/2024 1:35:12PM

\*\* Case Type Categories are defined in the 2017 Virginia Judicial Workload Assessment  
 Source: SCV-SQL-Information

**CPSS - JCMS CASELOAD STATISTICS OF THE JUVENILE & DOMESTIC RELATIONS DISTRICT COURTS**  
 January 2024 thru September 2024 Filings (Compared to January 2023 thru September 2023)

**Powhatan**

District: 11 FIPS: 145

Support	146	▲	+17.7%	+22
Traffic	13	▼	-27.8%	-5
<b>GRAND TOTAL</b>	<b>866</b>	▲	13.1%	+100

2024 Overall GRAND TOTAL		Distribution of Caseload			Change*		Percentage (%) of Caseload		
<b>14,305</b>	-1,355 -8.7%	<b>Adult</b>	7,386	52%	-2.1% ▼	-158	<b>Adult</b>	48.2%	51.6%
2024		<b>Juvenile</b>	6,919	48%	-14.7% ▼	-1,197	<b>Juvenile</b>	51.8%	48.4%
2023		<b>GRAND TOTAL</b>	<b>14,305</b>	100%	-8.7% ▼	-1,355	<b>GRAND TOTAL</b>	100%	100%

**Filings by Division & Code**

Division	Case Type Description	Code	Summary	Change	% Change	Absolute Change	
<b>Adult</b>	Civil Support	VS	1,630	▼	-2.9%	-48	
	Misdemeanor	CM	1,510	▼	-6.8%	-110	
	Show Cause	SC	1,268	▼	-9.8%	-138	
	Other	OT	1,174	▼	+18.6%	+184	
	Family Abuse - Protective Order	FP	653	▼	-4.7%	-32	
	Felony	CF	521	▲	+6.1%	+30	
	Capias	CA	352	▼	+11.0%	+35	
	Remand Support	RS	113	▼	-29.8%	-48	
	Motion - Protective Order	MP	87	▼	-30.4%	-38	
	Violation of Protective Order	PV	46	▲	+15.0%	+6	
	Non-Family Abuse Protective Order	AP	32	▲	+10.3%	+3	
	Violation Family Abuse Protective Order	PS	0	▼	-100.0%	-2	
		<b>Total</b>		<b>7,386</b>	▼	<b>-2.1%</b>	<b>-158</b>
<b>Juvenile</b>	Custody Visitation	CV	4,329	▼	-10.9%	-529	
	Misdemeanor	DM	901	▼	-13.4%	-139	
	Traffic	T	405	▼	-28.3%	-160	
	Felony	DF	369	▼	-3.7%	-14	
	Remand Custody	RC	165	▼	-50.3%	-167	
	Remand Visitation	RV	163	▼	-30.6%	-72	
	Special Immigrant Juvenile Status	SI	100	▲	+33.3%	+25	
	Status	ST	85	▼	-50.0%	-85	
	Permanency Planning	PH	55	▼	-11.3%	-7	
	Foster Care Review	FC	46	▲	+48.4%	+15	
	Paternity	PT	45	▼	-16.7%	-9	
	Abuse and Neglect	AN	38	▲	+18.8%	+6	
	Child In Need of Services	CS	37	▼	-30.2%	-16	
	Non-Family Abuse Protective Order	AP	30	↔	-	-	
	Temporary Detention Order	TD	30	▼	-37.5%	-18	
	Terminate Parental Rights	TP	27	▼	-6.9%	-2	
	Initial Foster Care	IF	20	▼	-13.0%	-3	
	Truancy	TR	18	▲	+5.9%	+1	
	Emergency Custody Order	EC	12	▼	-29.4%	-5	
	Show Cause	SC	11	▼	-	-	
	Voluntary Continuing Services and Support Agreen	VA	9	▲	+50.0%	+3	
	Motion - Protective Order	MP	6	▼	-33.3%	-3	
	Relief of Custody	CR	6	▼	-60.0%	-9	
	Civil Violation	CI	5	▲	+66.7%	+2	
	Child at Risk	RI	4	▲	-	+4	
	Family Abuse - Protective Order	FP	3	↔	-	-	
	Emancipation	EP	0	▼	-100.0%	-1	
	Juvenile Support	JS	0	▼	-100.0%	-1	
	Other	OT	0	▼	-100.0%	-10	
	Qualified Residential Treatment	QR	0	▼	-100.0%	-3	
		<b>Total</b>		<b>6,919</b>	▼	<b>-14.7%</b>	<b>-1,197</b>
	<b>GRAND TOTAL</b>			<b>14,305</b>	▼	<b>-8.7%</b>	<b>-1,355</b>

\* Compared to same time period as previous year  
 10/15/2024 1:35:12PM

\*\* Case Type Categories are defined in the 2017 Virginia Judicial Workload Assessment  
 Source: SCV-SQL-Information

**Filings by Major Case Category\*\***

Category	Summary	Change	% Change	Absolute Change
Adult Criminal	3,226	▼	-2.2%	-73
Child Dependency	205	▲	+2.0%	+4
Child in Need of Services/Supervision	55	▼	-22.5%	-16
Custody and Visitation	4,374	▼	-11.0%	-538
Delinquency	1,281	▼	-10.6%	-152
Juvenile Miscellaneous	85	▼	-50.3%	-86
New to Workload Study	105	▲	+34.6%	+27
Other	1,657	▼	-7.6%	-136
Protective Orders	811	▼	-7.9%	-70
Support	2,101	▼	-6.9%	-155
Traffic	405	▼	-28.3%	-160
<b>GRAND TOTAL</b>	<b>14,305</b>	▼	-8.7%	-1,355

\* Compared to same time period as previous year  
 10/15/2024 1:35:12PM

\*\* Case Type Categories are defined in the 2017 Virginia Judicial Workload Assessment  
 Source: SCV-SQL-Information



2024 Overall GRAND TOTAL		Distribution of Caseload		Change*		Percentage (%) of Caseload			
<b>1,041</b>	-299 -22.3%	<b>Adult</b>	576	55%	-14.0% ▼	-94	<b>Adult</b>	50.0%	55.3%
2024		<b>Juvenile</b>	465	45%	-30.6% ▼	-205	<b>Juvenile</b>	50.0%	44.7%
2023		<b>GRAND TOTAL</b>	<b>1,041</b>	100%	-22.3% ▼	-299	<b>GRAND TOTAL</b>	100%	100%

Filings by Division & Code

Division	Case Type Description	Code	Summary	Change	% Change	Absolute Change
<b>Adult</b>	Misdemeanor	CM	123	▼	-28.9%	-50
	Other	OT	112	▲	-7.4%	-9
	Civil Support	VS	102	▼	-2.9%	-3
	Show Cause	SC	80	▲	-12.1%	-11
	Family Abuse - Protective Order	FP	67	▲	+48.9%	+22
	Felony	CF	44	▼	-36.2%	-25
	Capias	CA	41	▲	-14.6%	-7
	Motion - Protective Order	MP	5	▼	-44.4%	-4
	Non-Family Abuse Protective Order	AP	1	▼	-85.7%	-6
	Remand Support	RS	1	↔		-
	Restricted License for Non-Support	SL	0	▼	-100.0%	-1
	Total			<b>576</b>	▼	<b>-14.0%</b>
<b>Juvenile</b>	Custody Visitation	CV	280	▼	-7.3%	-22
	Misdemeanor	DM	66	▼	-53.8%	-77
	Felony	DF	24	▼	-42.9%	-18
	Traffic	T	23	▼	-54.0%	-27
	Status	ST	22	▲	-42.1%	-16
	Truancy	TR	9	▼	-25.0%	-3
	Terminate Parental Rights	TP	8	▼	-27.3%	-3
	Foster Care Review	FC	7	▼	-22.2%	-2
	Non-Family Abuse Protective Order	AP	5	▼	-16.7%	-1
	Show Cause	SC	5	▲	+400.0%	+4
	Permanency Planning	PH	4	▼	-60.0%	-6
	Emergency Custody Order	EC	3	▲	+200.0%	+2
	Temporary Detention Order	TD	3	▼	-50.0%	-3
	Remand Visitation	RV	2	▲	+100.0%	+1
	Child In Need of Services	CS	1	▼	-80.0%	-4
	Family Abuse - Protective Order	FP	1	▲	-	+1
	Paternity	PT	1	▼	-50.0%	-1
	Remand Custody	RC	1	▼	-50.0%	-1
	Abuse and Neglect	AN	0	▼	-100.0%	-13
	Capias	CA	0	▼	-100.0%	-4
	Initial Foster Care	IF	0	▼	-100.0%	-8
	Qualified Residential Treatment	QR	0	▼	-100.0%	-2
	Special Immigrant Juvenile Status	SI	0	▼	-100.0%	-1
	Voluntary Continuing Services and Support Agreem	VA	0	▼	-100.0%	-1
	Total			<b>465</b>	▼	<b>-30.6%</b>
<b>GRAND TOTAL</b>			<b>1,041</b>	▼	<b>-22.3%</b>	<b>-299</b>

Filings by Major Case Category\*\*

Category	Summary	Change	% Change	Absolute Change
Adult Criminal	246	▼	-30.9%	-110
Child Dependency	19	▼	-64.8%	-35
Child in Need of Services/Supervision	14	▲	-22.2%	-4
Custody and Visitation	281	▼	-7.6%	-23
Delinquency	91	▲	-51.9%	-98
Juvenile Miscellaneous	22	▲	-42.1%	-16
New to Workload Study	0	▼	-100.0%	-1

\* Compared to same time period as previous year  
 10/15/2024 1:35:12PM

\*\* Case Type Categories are defined in the 2017 Virginia Judicial Workload Assessment  
 Source: SCV-SQL-Information

Other	122	▲	-7.6%	-10
Protective Orders	79	▲	+17.9%	+12
Support	144	▲	+9.9%	+13
Traffic	23	▼	-54.0%	-27
<b>GRAND TOTAL</b>	<b>1,041</b>	▼	-22.3%	-299

2024 Overall GRAND TOTAL		Distribution of Caseload			Change*		Percentage (%) of Caseload		
<b>9,951</b>	-190 -1.9%	<b>Adult</b>	5,471	55%	0.1% ▲	+8	<b>Adult</b>	53.9%	55.0%
2024		<b>Juvenile</b>	4,480	45%	-4.2% ▼	-198	<b>Juvenile</b>	46.1%	45.0%
2023		<b>GRAND TOTAL</b>	<b>9,951</b>	100%	-1.9% ▼	-190	<b>GRAND TOTAL</b>	100%	100%

**Filings by Division & Code**

Division	Case Type Description	Code	Summary	Change	% Change	Absolute Change	
<b>Adult</b>	Other	OT	1,257	▲	+6.3%	+75	
	Misdemeanor	CM	1,195	▲	+3.1%	+36	
	Show Cause	SC	1,008	▲	+2.6%	+26	
	Civil Support	VS	781	▼	-8.1%	-69	
	Capias	CA	449	▼	-13.0%	-67	
	Family Abuse - Protective Order	FP	414	▼	-3.3%	-14	
	Felony	CF	315	▲	+1.6%	+5	
	Non-Family Abuse Protective Order	AP	22	▲	+37.5%	+6	
	Motion - Protective Order	MP	15	▲	+15.4%	+2	
	Remand Support	RS	6	▲	+500.0%	+5	
	Restricted License for Non-Support	SL	4	▲	+100.0%	+2	
	Violation of Protective Order	PV	4	↔	-	-	
	Criminal Support	CS	1	▲	-	+1	
<b>Total</b>			<b>5,471</b>	▲	<b>0.1%</b>	<b>+8</b>	
<b>Juvenile</b>	Custody Visitation	CV	2,705	▼	-6.2%	-179	
	Misdemeanor	DM	395	▼	-4.1%	-17	
	Felony	DF	194	▼	-33.8%	-99	
	Paternity	PT	183	▼	-30.4%	-80	
	Permanency Planning	PH	172	▲	+37.6%	+47	
	Foster Care Review	FC	156	▲	+19.1%	+25	
	Abuse and Neglect	AN	116	▲	+27.5%	+25	
	Special Immigrant Juvenile Status	SI	94	▼	-5.1%	-5	
	Traffic	T	89	▲	+15.6%	+12	
	Initial Foster Care	IF	77	▲	+60.4%	+29	
	Terminate Parental Rights	TP	53	▲	+23.3%	+10	
	Temporary Detention Order	TD	44	▲	+76.0%	+19	
	Mental Commitment	MC	33	▼	-17.5%	-7	
	Status	ST	32	▲	+3.2%	+1	
	Truancy	TR	25	▲	+31.6%	+6	
	Show Cause	SC	23	▼	-	-	
	Child In Need of Services	CS	19	▼	-24.0%	-6	
	Voluntary Continuing Services and Support Agree	VA	14	▼	-17.6%	-3	
	Remand Custody	RC	11	▲	+450.0%	+9	
	Remand Visitation	RV	11	▲	-	+11	
	Other	OT	9	▲	+800.0%	+8	
	Non-Family Abuse Protective Order	AP	8	↔	-	-	
	Relief of Custody	CR	6	▼	-33.3%	-3	
	Family Abuse - Protective Order	FP	5	▲	+66.7%	+2	
	Emergency Custody Order	EC	4	▲	+100.0%	+2	
	Civil Violation	CI	1	▲	-	+1	
	Juvenile Support	JS	1	↔	-	-	
	Qualified Residential Treatment	QR	0	▼	-100.0%	-6	
	<b>Total</b>			<b>4,480</b>	▼	<b>-4.2%</b>	<b>-198</b>
	<b>GRAND TOTAL</b>			<b>9,951</b>	▼	<b>-1.9%</b>	<b>-190</b>

**Filings by Major Case Category\*\***

Category	Summary	Change	% Change	Absolute Change
Adult Criminal	2,375	▼	+0.8%	+18
Child Dependency	594	▲	+26.4%	+124

\* Compared to same time period as previous year  
 10/15/2024 1:35:12PM

\*\* Case Type Categories are defined in the 2017 Virginia Judicial Workload Assessment  
 Source: SCV-SQL-Information

Child in Need of Services/Supervision	44	▼	-2.2%	-1
Custody and Visitation	2,888	▼	-8.2%	-259
Delinquency	612	▼	-15.8%	-115
Juvenile Miscellaneous	35	▲	+9.4%	+3
New to Workload Study	95	▲	-4.0%	-4
Other	1,372	▲	+9.6%	+120
Protective Orders	464	▲	-0.9%	-4
Support	1,383	▲	-5.7%	-84
Traffic	89	▲	+15.6%	+12
<b>GRAND TOTAL</b>	<b>9,951</b>	▼	-1.9%	-190

2024 Overall GRAND TOTAL		Distribution of Caseload			Change*		Percentage (%) of Caseload		
<b>13,966</b> +2,326 20.0% 		<b>Adult</b>	6,929	50%	10.5% ▲	+661	<b>Adult</b>	53.8%	49.6%
		<b>Juvenile</b>	7,037	50%	31.0% ▲	+1,665	<b>Juvenile</b>	46.2%	50.4%
		<b>GRAND TOTAL</b>	<b>13,966</b>	100%	20.0% ▲	+2,326	<b>GRAND TOTAL</b>	100%	100%

Filings by Division & Code

Division	Case Type Description	Code	Summary	Change	% Change	Absolute Change
<b>Adult</b>	Show Cause	SC	1,496	▲	+19.6%	+245
	Civil Support	VS	1,484	▲	+68.3%	+602
	Misdemeanor	CM	1,219	▼	-10.9%	-149
	Other	OT	900	▲	+4.9%	+42
	Capias	CA	637	▼	-2.0%	-13
	Family Abuse - Protective Order	FP	504	▼	-4.7%	-25
	Felony	CF	488	▼	-9.3%	-50
	Motion - Protective Order	MP	85	▼	-8.6%	-8
	Remand Support	RS	58	▲	+176.2%	+37
	Violation of Protective Order	PV	26	▼	-31.6%	-12
	Non-Family Abuse Protective Order	AP	20	▼	-33.3%	-10
	Restricted License for Non-Support	SL	9	↔	-	-
	Protective Order	PC	3	▲	-	+3
	Criminal Support	CS	0	▼	-100.0%	-1
	<b>Total</b>		<b>6,929</b>	<b>▲</b>	<b>10.5%</b>	<b>+661</b>
<b>Juvenile</b>	Custody Visitation	CV	4,515	▲	+40.0%	+1,289
	Misdemeanor	DM	806	▲	+12.7%	+91
	Traffic	T	430	▲	+5.1%	+21
	Felony	DF	229	▼	-18.5%	-52
	Abuse and Neglect	AN	112	▲	+77.8%	+49
	Paternity	PT	111	▲	+73.4%	+47
	Permanency Planning	PH	105	▲	+66.7%	+42
	Special Immigrant Juvenile Status	SI	103	▲	+71.7%	+43
	Show Cause	SC	95	▼	+30.1%	+22
	Foster Care Review	FC	92	↔	-	-
	Initial Foster Care	IF	79	▲	+92.7%	+38
	Status	ST	57	▲	+72.7%	+24
	Remand Visitation	RV	53	▲	+430.0%	+43
	Child In Need of Services	CS	48	▼	-27.3%	-18
	Remand Custody	RC	48	▲	+380.0%	+38
	Temporary Detention Order	TD	33	▼	-38.9%	-21
	Capias	CA	29	▲	+52.6%	+10
	Terminate Parental Rights	TP	28	▲	+21.7%	+5
	Non-Family Abuse Protective Order	AP	19	▼	-42.4%	-14
	Relief of Custody	CR	6	▲	-	+6
	Truancy	TR	6	▲	+200.0%	+4
	Mental Commitment	MC	5	▼	-50.0%	-5
	Emancipation	EP	4	▲	-	+4
	Family Abuse - Protective Order	FP	4	▲	+300.0%	+3
	Motion - Protective Order	MP	4	▲	+100.0%	+2
	Other	OT	4	▼	-50.0%	-4
	Voluntary Continuing Services and Support Agree	VA	4	▼	-33.3%	-2
	Entrustment	ET	3	▲	-	+3
	Civil Violation	CI	2	▲	-	+2
	Emergency Custody Order	EC	2	▼	-66.7%	-4
	Violation Family Abuse Protective Order	PS	1	▲	-	+1
	Child at Risk	RI	0	▼	-100.0%	-2
		<b>Total</b>		<b>7,037</b>	<b>▲</b>	<b>31.0%</b>
	<b>GRAND TOTAL</b>		<b>13,966</b>	<b>▲</b>	<b>20.0%</b>	<b>+2,326</b>

\* Compared to same time period as previous year  
 10/15/2024 1:35:12PM

\*\* Case Type Categories are defined in the 2017 Virginia Judicial Workload Assessment  
 Source: SCV-SQL-Information

Filings by Major Case Category\*\*

Category	Summary	Change	% Change	Absolute Change
Adult Criminal	2,730	▲	-6.3%	-184
Child Dependency	429	▲	+47.9%	+139
Child in Need of Services/Supervision	54	▲	-22.9%	-16
Custody and Visitation	4,626	▲	+40.6%	+1,336
Delinquency	1,160	▲	+6.8%	+74
Juvenile Miscellaneous	61	▲	+84.8%	+28
New to Workload Study	105	▲	+75.0%	+45
Other	1,103	▲	+12.9%	+126
Protective Orders	636	▲	-7.6%	-52
Support	2,632	▼	+44.4%	+809
Traffic	430	▲	+5.1%	+21
<b>GRAND TOTAL</b>	<b>13,966</b>	▲	20.0%	+2,326

\* Compared to same time period as previous year  
 10/15/2024 1:35:12PM

\*\* Case Type Categories are defined in the 2017 Virginia Judicial Workload Assessment  
 Source: SCV-SQL-Information

2024 Overall GRAND TOTAL		Distribution of Caseload			Change*		Percentage (%) of Caseload		
<b>1,806</b> +96 5.6% 	<b>Adult</b> <b>Juvenile</b> <b>GRAND TOTAL</b>	970	54%	9.4% ▲	+83	51.9%	53.7%		
		836	46%	1.6% ▲	+13	48.1%	46.3%		
		<b>1,806</b>	100%	5.6% ▲	+96	<b>100%</b>	<b>100%</b>		

Filings by Division & Code

Division	Case Type Description	Code	Summary	Change	% Change	Absolute Change	
<b>Adult</b>	Misdemeanor	CM	214	▲	+4.4%	+9	
	Civil Support	VS	201	▲	+2.0%	+4	
	Show Cause	SC	170	▲	+24.1%	+33	
	Other	OT	132	▲	+103.1%	+67	
	Family Abuse - Protective Order	FP	83	▼	-32.5%	-40	
	Felony	CF	73	▼	-11.0%	-9	
	Capias	CA	62	▲	+47.6%	+20	
	Motion - Protective Order	MP	11	▼	-26.7%	-4	
	Remand Support	RS	10	▲	+400.0%	+8	
	Non-Family Abuse Protective Order	AP	7	▼	-30.0%	-3	
	Violation of Protective Order	PV	5	▼	-28.6%	-2	
	Restricted License for Non-Support	SL	1	▼	-50.0%	-1	
	Violation Family Abuse Protective Order	PS	1	▲	-	+1	
		<b>Total</b>		<b>970</b>	<b>▲</b>	<b>9.4%</b>	<b>+83</b>
<b>Juvenile</b>	Custody Visitation	CV	637	▲	+8.7%	+51	
	Misdemeanor	DM	38	▼	-24.0%	-12	
	Felony	DF	22	▼	-18.5%	-5	
	Traffic	T	18	▼	-59.1%	-26	
	Child In Need of Services	CS	17	▲	+41.7%	+5	
	Paternity	PT	17	▼	-10.5%	-2	
	Remand Custody	RC	11	▲	+1,000.0%	+10	
	Remand Visitation	RV	11	▲	+1,000.0%	+10	
	Non-Family Abuse Protective Order	AP	10	▼	-28.6%	-4	
	Other	OT	7	↔	-	-	
	Show Cause	SC	7	▲	-	-	
	Special Immigrant Juvenile Status	SI	7	▲	+250.0%	+5	
	Truancy	TR	7	↔	-	-	
	Civil Violation	CI	4	▲	+300.0%	+3	
	Initial Foster Care	IF	4	↔	-	-	
	Status	ST	4	▲	-20.0%	-1	
	Temporary Detention Order	TD	4	▼	-33.3%	-2	
	Abuse and Neglect	AN	3	▲	+50.0%	+1	
	Foster Care Review	FC	3	▼	-66.7%	-6	
	Emergency Custody Order	EC	2	▼	-33.3%	-1	
	Voluntary Continuing Services and Support Agree	VA	2	▲	+100.0%	+1	
	Capias	CA	1	↔	-	-	
	Entrustment	ET	0	▼	-100.0%	-7	
	Family Abuse - Protective Order	FP	0	▼	-100.0%	-2	
	Protective Order	PC	0	▼	-100.0%	-1	
	Relief of Custody	CR	0	▼	-100.0%	-2	
	Terminate Parental Rights	TP	0	▼	-100.0%	-2	
		<b>Total</b>		<b>836</b>	<b>▲</b>	<b>1.6%</b>	<b>+13</b>
		<b>GRAND TOTAL</b>		<b>1,806</b>	<b>▲</b>	<b>5.6%</b>	<b>+96</b>

Filings by Major Case Category\*\*

Category	Summary	Change	% Change	Absolute Change
Adult Criminal	390	▲	+8.3%	+30
Child Dependency	12	▼	-55.6%	-15
Child in Need of Services/Supervision	27	▲	+42.1%	+8

\* Compared to same time period as previous year  
 10/15/2024 1:35:12PM

\*\* Case Type Categories are defined in the 2017 Virginia Judicial Workload Assessment  
 Source: SCV-SQL-Information

**CPSS - JCMS CASELOAD STATISTICS OF THE JUVENILE & DOMESTIC RELATIONS DISTRICT COURTS**  
 January 2024 thru September 2024 Filings (Compared to January 2023 thru September 2023)

**Caroline**

District: 15 FIPS: 033

Custody and Visitation	654	▼	+8.1%	+49
Delinquency	65	▼	-24.4%	-21
Juvenile Miscellaneous	4	▲	-20.0%	-1
New to Workload Study	11	▲	+266.7%	+8
Other	177	▲	+108.2%	+92
Protective Orders	111	▼	-32.3%	-53
Support	337	▲	+8.0%	+25
Traffic	18	▼	-59.1%	-26
<b>GRAND TOTAL</b>	<b>1,806</b>	▲	5.6%	+96



2024 Overall GRAND TOTAL		Distribution of Caseload		Change*		Percentage (%) of Caseload		
<b>565</b> +98 21.0% 	Adult	345	61%	42.6% ▲	+103	Adult	2023	2024
	Juvenile	220	39%	-2.2% ▼	-5	Juvenile	51.8%	61.1%
<b>GRAND TOTAL</b>		<b>565</b>	100%	21.0% ▲	+98	<b>GRAND TOTAL</b>	100%	100%

Filings by Division & Code

Division	Case Type Description	Code	Summary	Change	% Change	Absolute Change
<b>Adult</b>	Show Cause	SC	90	▲	+181.3%	+58
	Misdemeanor	CM	86	▲	+24.6%	+17
	Other	OT	60	▲	+57.9%	+22
	Civil Support	VS	55	▲	+3.8%	+2
	Felony	CF	26	▲	+8.3%	+2
	Family Abuse - Protective Order	FP	13	▼	-27.8%	-5
	Capias	CA	8	↔	+33.3%	+2
	Motion - Protective Order	MP	6	▲	+200.0%	+4
	Non-Family Abuse Protective Order	AP	1	▲	-	+1
	Total			<b>345</b>	▲	<b>42.6%</b>
<b>Juvenile</b>	Custody Visitation	CV	98	▼	-8.4%	-9
	Show Cause	SC	50	▲	+1,150.0%	+46
	Traffic	T	27	▼	-18.2%	-6
	Misdemeanor	DM	25	▲	+13.6%	+3
	Felony	DF	5	▼	-44.4%	-4
	Mental Commitment	MC	4	▲	+100.0%	+2
	Abuse and Neglect	AN	2	▼	-50.0%	-2
	Paternity	PT	2	▼	-50.0%	-2
	Permanency Planning	PH	2	▼	-66.7%	-4
	Status	ST	2	▼	-90.0%	-18
	Child In Need of Services	CS	1	▲	-	+1
	Emergency Custody Order	EC	1	▲	-	+1
	Foster Care Review	FC	1	▼	-66.7%	-2
	Child at Risk	RI	0	▼	-100.0%	-3
	Civil Violation	CI	0	▼	-100.0%	-1
	Initial Foster Care	IF	0	▼	-100.0%	-1
	Motion - Protective Order	MP	0	▼	-100.0%	-1
	Terminate Parental Rights	TP	0	▼	-100.0%	-5
Total			<b>220</b>	▼	<b>-2.2%</b>	<b>-5</b>
<b>GRAND TOTAL</b>			<b>565</b>	▲	<b>21.0%</b>	<b>+98</b>

Filings by Major Case Category\*\*

Category	Summary	Change	% Change	Absolute Change
Adult Criminal	192	▲	+61.3%	+73
Child Dependency	5	▼	-77.3%	-17
Child in Need of Services/Supervision	1	▲	-	+1
Custody and Visitation	100	▼	-9.9%	-11
Delinquency	80	▲	+128.6%	+45
Juvenile Miscellaneous	2	▼	-90.0%	-18
New to Workload Study	0	▼	-100.0%	-1
Other	65	▲	+62.5%	+25
Protective Orders	20	▲	-4.8%	-1
Support	73	▼	+12.3%	+8
Traffic	27	▼	-18.2%	-6
<b>GRAND TOTAL</b>	<b>565</b>	▲	<b>21.0%</b>	<b>+98</b>

\* Compared to same time period as previous year  
 10/15/2024 1:35:12PM

\*\* Case Type Categories are defined in the 2017 Virginia Judicial Workload Assessment  
 Source: SCV-SQL-Information

2024 Overall GRAND TOTAL		Distribution of Caseload		Change*		Percentage (%) of Caseload			
<b>1,870</b>	+90 5.1%	<b>Adult</b>	977	52%	28.7% ▲	+218	<b>Adult</b>	42.6%	52.2%
2024		<b>Juvenile</b>	893	48%	-12.5% ▼	-128	<b>Juvenile</b>	57.4%	47.8%
		<b>GRAND TOTAL</b>	<b>1,870</b>	100%	5.1% ▲	+90	<b>GRAND TOTAL</b>	100%	100%

**Filings by Division & Code**

Division	Case Type Description	Code	Summary	Change	% Change	Absolute Change
<b>Adult</b>	Misdemeanor	CM	257	▲	+60.6%	+97
	Other	OT	175	▲	+31.6%	+42
	Civil Support	VS	149	▼	-11.3%	-19
	Show Cause	SC	149	▲	+23.1%	+28
	Felony	CF	93	▲	+93.8%	+45
	Family Abuse - Protective Order	FP	81	▲	+55.8%	+29
	Capias	CA	41	▼	-16.3%	-8
	Motion - Protective Order	MP	13	↔	-	-
	Violation of Protective Order	PV	8	▲	+60.0%	+3
	Non-Family Abuse Protective Order	AP	7	▲	+16.7%	+1
	Remand Support	RS	4	▲	+33.3%	+1
	Restricted License for Non-Support	SL	0	▼	-100.0%	-1
		<b>Total</b>		<b>977</b>	<b>▲</b>	<b>28.7%</b>
<b>Juvenile</b>	Custody Visitation	CV	453	▼	-22.4%	-131
	Misdemeanor	DM	123	▲	+26.8%	+26
	Traffic	T	43	▼	-44.9%	-35
	Felony	DF	42	▲	+23.5%	+8
	Foster Care Review	FC	34	▲	+161.5%	+21
	Mental Commitment	MC	27	▼	-20.6%	-7
	Abuse and Neglect	AN	26	▲	+36.8%	+7
	Permanency Planning	PH	25	▲	+78.6%	+11
	Initial Foster Care	IF	20	▲	+66.7%	+8
	Terminate Parental Rights	TP	15	▲	+87.5%	+7
	Paternity	PT	12	▼	-70.0%	-28
	Status	ST	12	▼	-7.7%	-1
	Remand Visitation	RV	10	▲	+25.0%	+2
	Remand Custody	RC	8	▲	+33.3%	+2
	Emergency Custody Order	EC	7	▼	-36.4%	-4
	Child In Need of Services	CS	6	▼	-14.3%	-1
	Civil Violation	CI	4	▲	-	+4
	Non-Family Abuse Protective Order	AP	4	▼	-33.3%	-2
	Special Immigrant Juvenile Status	SI	4	▲	-	+4
	Truancy	TR	4	▼	-55.6%	-5
	Relief of Custody	CR	3	▲	+200.0%	+2
	Temporary Detention Order	TD	3	▼	-57.1%	-4
	Motion - Protective Order	MP	2	▲	-	+2
	Show Cause	SC	2	▼	-71.4%	-5
	Capias	CA	1	▼	-66.7%	-2
	Entrustment	ET	1	▼	-50.0%	-1
	Family Abuse - Protective Order	FP	1	▲	-	+1
	Restoration of Parental Rights	RR	1	▲	-	+1
	Child at Risk	RI	0	▼	-100.0%	-1
	Other	OT	0	▼	-100.0%	-3
	Qualified Residential Treatment	QR	0	▼	-100.0%	-2
	Voluntary Continuing Services and Support Agreem	VA	0	▼	-100.0%	-2
		<b>Total</b>		<b>893</b>	<b>▼</b>	<b>-12.5%</b>
<b>GRAND TOTAL</b>			<b>1,870</b>	<b>▲</b>	<b>5.1%</b>	<b>+90</b>

\* Compared to same time period as previous year  
 10/15/2024 1:35:12PM

\*\* Case Type Categories are defined in the 2017 Virginia Judicial Workload Assessment  
 Source: SCV-SQL-Information

**Filings by Major Case Category\*\***

Category	Summary	Change	% Change	Absolute Change
Adult Criminal	497	▲	+40.4%	+143
Child Dependency	124	▲	+67.6%	+50
Child in Need of Services/Supervision	10	▼	-41.2%	-7
Custody and Visitation	465	▼	-25.5%	-159
Delinquency	168	▼	+20.0%	+28
Juvenile Miscellaneous	12	▼	-7.7%	-1
New to Workload Study	8	▲	-	+8
Other	235	▲	+14.6%	+30
Protective Orders	108	▲	+40.3%	+31
Support	200	▼	+1.0%	+2
Traffic	43	▼	-44.9%	-35
<b>GRAND TOTAL</b>	<b>1,870</b>	▲	5.1%	+90

\* Compared to same time period as previous year  
 10/15/2024 1:35:12PM

\*\* Case Type Categories are defined in the 2017 Virginia Judicial Workload Assessment  
 Source: SCV-SQL-Information

2024 Overall GRAND TOTAL		Distribution of Caseload			Change*		Percentage (%) of Caseload		
<b>2,902</b>	-362 -11.1%	<b>Adult</b>	1,443	50%	-11.1% ▼	-180	<b>Adult</b>	49.7%	49.7%
2024		<b>Juvenile</b>	1,459	50%	-11.1% ▼	-182	<b>Juvenile</b>	50.3%	50.3%
2023		<b>GRAND TOTAL</b>	<b>2,902</b>	100%	-11.1% ▼	-362	<b>GRAND TOTAL</b>	100%	100%

Filings by Division & Code

Division	Case Type Description	Code	Summary	Change	% Change	Absolute Change	
<b>Adult</b>	Civil Support	VS	334	▲	+4.0%	+13	
	Show Cause	SC	274	▲	+15.6%	+37	
	Misdemeanor	CM	253	▼	-19.2%	-60	
	Other	OT	212	▼	-26.6%	-77	
	Family Abuse - Protective Order	FP	140	▼	-10.8%	-17	
	Felony	CF	100	▼	-18.0%	-22	
	Capias	CA	73	▼	-29.8%	-31	
	Non-Family Abuse Protective Order	AP	27	▲	+28.6%	+6	
	Motion - Protective Order	MP	15	▼	-42.3%	-11	
	Violation of Protective Order	PV	8	▼	-72.4%	-21	
	Remand Support	RS	5	▲	+25.0%	+1	
	Violation Family Abuse Protective Order	PS	2	▲	-	+2	
		<b>Total</b>		<b>1,443</b>	▼	<b>-11.1%</b>	<b>-180</b>
<b>Juvenile</b>	Custody Visitation	CV	961	▼	-9.8%	-105	
	Traffic	T	120	▲	+21.2%	+21	
	Misdemeanor	DM	118	▼	-23.4%	-36	
	Felony	DF	44	▼	-36.2%	-25	
	Foster Care Review	FC	42	▲	+55.6%	+15	
	Permanency Planning	PH	35	▲	+6.1%	+2	
	Show Cause	SC	20	▼	-62.3%	-33	
	Child In Need of Services	CS	17	▲	+41.7%	+5	
	Non-Family Abuse Protective Order	AP	14	▼	-22.2%	-4	
	Remand Custody	RC	13	▲	+116.7%	+7	
	Remand Visitation	RV	13	▲	+116.7%	+7	
	Initial Foster Care	IF	10	▲	+11.1%	+1	
	Voluntary Continuing Services and Support Agree	VA	8	▲	+300.0%	+6	
	Capias	CA	7	↔	-	-	
	Paternity	PT	7	▼	-50.0%	-7	
	Entrustment	ET	5	▲	+400.0%	+4	
	Other	OT	5	▲	+150.0%	+3	
	Terminate Parental Rights	TP	4	▲	+300.0%	+3	
	Truancy	TR	4	▼	-71.4%	-10	
	Family Abuse - Protective Order	FP	3	▲	+200.0%	+2	
	Status	ST	2	▼	-71.4%	-5	
	Abuse and Neglect	AN	1	▼	-95.7%	-22	
	Emancipation	EP	1	↔	-	-	
	Motion - Protective Order	MP	1	▼	-66.7%	-2	
	Protective Order	PC	1	▲	-	+1	
	Relief of Custody	CR	1	▼	-50.0%	-1	
	Special Immigrant Juvenile Status	SI	1	▼	-50.0%	-1	
	Temporary Detention Order	TD	1	▼	-50.0%	-1	
	Civil Violation	CI	0	▼	-100.0%	-3	
	Emergency Custody Order	EC	0	▼	-100.0%	-2	
	Qualified Residential Treatment	QR	0	▼	-100.0%	-2	
		<b>Total</b>		<b>1,459</b>	▼	<b>-11.1%</b>	<b>-182</b>
	<b>GRAND TOTAL</b>			<b>2,902</b>	▼	<b>-11.1%</b>	<b>-362</b>

\* Compared to same time period as previous year  
 10/15/2024 1:35:12PM

\*\* Case Type Categories are defined in the 2017 Virginia Judicial Workload Assessment  
 Source: SCV-SQL-Information

Filings by Major Case Category\*\*

Category	Summary	Change	% Change	Absolute Change
Adult Criminal	547	▲	-19.2%	-130
Child Dependency	106	▲	+6.0%	+6
Child in Need of Services/Supervision	23	▼	-39.5%	-15
Custody and Visitation	968	▼	-10.4%	-112
Delinquency	188	▲	-30.6%	-83
Juvenile Miscellaneous	3	▼	-62.5%	-5
New to Workload Study	1	▼	-80.0%	-4
Other	249	▲	-19.9%	-62
Protective Orders	200	▲	-11.5%	-26
Support	497	▲	+10.7%	+48
Traffic	120	▲	+21.2%	+21
<b>GRAND TOTAL</b>	<b>2,902</b>	▼	-11.1%	-362

\* Compared to same time period as previous year  
 10/15/2024 1:35:12PM

\*\* Case Type Categories are defined in the 2017 Virginia Judicial Workload Assessment  
 Source: SCV-SQL-Information

2024 Overall GRAND TOTAL		Distribution of Caseload		Change*		Percentage (%) of Caseload		
<b>1,190</b>	+140 13.3%	<b>Adult</b>	524 44%	12.9% ▲	+60	<b>Adult</b>	2023 44.2%	2024 44.0%
2024		<b>Juvenile</b>	666 56%	13.7% ▲	+80	<b>Juvenile</b>	55.8%	56.0%
2023		<b>GRAND TOTAL</b>	<b>1,190</b> 100%	13.3% ▲	+140	<b>GRAND TOTAL</b>	100%	100%

**Filings by Division & Code**

Division	Case Type Description	Code	Summary	Change	% Change	Absolute Change
<b>Adult</b>	Civil Support	VS	107	▼	-22.5%	-31
	Show Cause	SC	99	▲	+50.0%	+33
	Misdemeanor	CM	92	▲	+3.4%	+3
	Other	OT	77	▲	+18.5%	+12
	Felony	CF	72	▲	+80.0%	+32
	Family Abuse - Protective Order	FP	39	▲	+56.0%	+14
	Motion - Protective Order	MP	12	▲	+20.0%	+2
	Capias	CA	11	▲	-45.0%	-9
	Remand Support	RS	7	▲	+40.0%	+2
	Non-Family Abuse Protective Order	AP	5	▲	+150.0%	+3
	Violation of Protective Order	PV	2	▼	-50.0%	-2
	Restricted License for Non-Support	SL	1	▲	-	+1
		<b>Total</b>		<b>524</b>	▲	<b>12.9%</b>
<b>Juvenile</b>	Custody Visitation	CV	425	▲	+29.2%	+96
	Misdemeanor	DM	87	▲	+61.1%	+33
	Traffic	T	37	▼	-24.5%	-12
	Abuse and Neglect	AN	15	▲	+275.0%	+11
	Felony	DF	13	▼	-64.9%	-24
	Truancy	TR	12	▲	+500.0%	+10
	Paternity	PT	10	▼	-64.3%	-18
	Permanency Planning	PH	8	▲	+60.0%	+3
	Remand Custody	RC	8	↔	-	-
	Remand Visitation	RV	8	↔	-	-
	Child In Need of Services	CS	7	▲	+133.3%	+4
	Civil Violation	CI	7	▼	-61.1%	-11
	Voluntary Continuing Services and Support Agree	VA	7	▲	+250.0%	+5
	Status	ST	5	▲	+150.0%	+3
	Initial Foster Care	IF	4	▲	+33.3%	+1
	Capias	CA	3	▲	-	+3
	Foster Care Review	FC	3	▼	-25.0%	-1
	Non-Family Abuse Protective Order	AP	3	▼	-50.0%	-3
	Terminate Parental Rights	TP	2	▲	+100.0%	+1
	Show Cause	SC	1	▼	-75.0%	-3
	Special Immigrant Juvenile Status	SI	1	▲	-	+1
	Motion - Protective Order	MP	0	▼	-100.0%	-1
	Other	OT	0	▼	-100.0%	-7
	Relief of Custody	CR	0	▼	-100.0%	-2
	Temporary Detention Order	TD	0	▼	-100.0%	-9
		<b>Total</b>		<b>666</b>	▲	<b>13.7%</b>
<b>GRAND TOTAL</b>			<b>1,190</b>	▲	13.3%	+140

**Filings by Major Case Category\*\***

Category	Summary	Change	% Change	Absolute Change
Adult Criminal	248	▲	+16.4%	+35
Child Dependency	39	▲	+85.7%	+18
Child in Need of Services/Supervision	19	▲	+216.7%	+13
Custody and Visitation	435	▼	+21.8%	+78
Delinquency	104	▲	+10.6%	+10

\* Compared to same time period as previous year  
 10/15/2024 1:35:12PM

\*\* Case Type Categories are defined in the 2017 Virginia Judicial Workload Assessment  
 Source: SCV-SQL-Information

Juvenile Miscellaneous	5	▲	+150.0%	+3
New to Workload Study	8	▲	-55.6%	-10
Other	100	▼	-2.0%	-2
Protective Orders	59	▲	+34.1%	+15
Support	136	▲	-5.6%	-8
Traffic	37	▼	-24.5%	-12
<b>GRAND TOTAL</b>	<b>1,190</b>	▲	13.3%	+140

2024 Overall GRAND TOTAL		Distribution of Caseload		Change*		Percentage (%) of Caseload			
<b>452</b> +64 16.5% 		<b>Adult</b>	262	58%	18.0% ▲	+40	<b>Adult</b>	57.2%	58.0%
		<b>Juvenile</b>	190	42%	14.5% ▲	+24	<b>Juvenile</b>	42.8%	42.0%
<b>GRAND TOTAL</b>		<b>452</b>	100%	16.5% ▲	+64	<b>GRAND TOTAL</b>	100%	100%	

Filings by Division & Code

Division	Case Type Description	Code	Summary	Change	% Change	Absolute Change
<b>Adult</b>	Misdemeanor	CM	60	▲	+25.0%	+12
	Civil Support	VS	52	▲	+15.6%	+7
	Other	OT	51	▲	+37.8%	+14
	Show Cause	SC	42	▲	+44.8%	+13
	Felony	CF	19	▼	-5.0%	-1
	Capias	CA	15	▼	-21.1%	-4
	Family Abuse - Protective Order	FP	12	▼	-14.3%	-2
	Non-Family Abuse Protective Order	AP	4	▼	-42.9%	-3
	Motion - Protective Order	MP	3	▲	+50.0%	+1
	Criminal Support	CS	1	▲	-	+1
	Remand Support	RS	1	▲	-	+1
	Restricted License for Non-Support	SL	1	▲	-	+1
	Violation of Protective Order	PV	1	▲	-	+1
	Violation Family Abuse Protective Order	PS	0	▼	-100.0%	-1
<b>Total</b>			<b>262</b>	<b>▲</b>	<b>18.0%</b>	<b>+40</b>
<b>Juvenile</b>	Custody Visitation	CV	86	▼	-12.2%	-12
	Misdemeanor	DM	44	▲	+51.7%	+15
	Truancy	TR	13	▲	+1,200.0%	+12
	Traffic	T	10	▼	-56.5%	-13
	Child In Need of Services	CS	9	▲	+200.0%	+6
	Felony	DF	6	▲	+100.0%	+3
	Paternity	PT	6	▲	+500.0%	+5
	Remand Custody	RC	5	▲	+150.0%	+3
	Remand Visitation	RV	5	▲	+150.0%	+3
	Emancipation	EP	1	▲	-	+1
	Foster Care Review	FC	1	▼	-50.0%	-1
	Non-Family Abuse Protective Order	AP	1	▲	-	+1
	Show Cause	SC	1	▲	-	+1
	Temporary Detention Order	TD	1	↔	-	-
	Terminate Parental Rights	TP	1	▲	-	+1
	Voluntary Continuing Services and Support Agreen	VA	0	▼	-100.0%	-1
	<b>Total</b>			<b>190</b>	<b>▲</b>	<b>14.5%</b>
<b>GRAND TOTAL</b>			<b>452</b>	<b>▲</b>	<b>16.5%</b>	<b>+64</b>

Filings by Major Case Category\*\*

Category	Summary	Change	% Change	Absolute Change	
Adult Criminal	121	▲	+17.5%	+18	
Child Dependency	2	▲	-33.3%	-1	
Child in Need of Services/Supervision	23	▲	+475.0%	+19	
Custody and Visitation	92	▲	-7.1%	-7	
Delinquency	50	▲	+56.3%	+18	
Juvenile Miscellaneous	1	▲	-	+1	
Other	63	▲	+50.0%	+21	
Protective Orders	20	▲	-13.0%	-3	
Support	70	▲	+18.6%	+11	
Traffic	10	▼	-56.5%	-13	
<b>GRAND TOTAL</b>		<b>452</b>	<b>▲</b>	<b>16.5%</b>	<b>+64</b>

\* Compared to same time period as previous year  
 10/15/2024 1:35:12PM

\*\* Case Type Categories are defined in the 2017 Virginia Judicial Workload Assessment  
 Source: SCV-SQL-Information





2024 Overall GRAND TOTAL		Distribution of Caseload		Change*		Percentage (%) of Caseload			
<b>460</b> +63 15.9% 	Adult	236	51%	-2.5%	▼	-6	Adult	2023 61.0%	2024 51.3%
	Juvenile	224	49%	44.5%	▲	+69	Juvenile	39.0%	48.7%
<b>GRAND TOTAL</b>		<b>460</b>	100%	15.9%	▲	+63	<b>GRAND TOTAL</b>	100%	100%

Filings by Division & Code

Division	Case Type Description	Code	Summary	Change	% Change	Absolute Change	
<b>Adult</b>	Misdemeanor	CM	78	▲	+5.4%	+4	
	Other	OT	41	▲		-	
	Civil Support	VS	34	▲	+25.9%	+7	
	Show Cause	SC	33	▲	+3.1%	+1	
	Family Abuse - Protective Order	FP	16	▼	-27.3%	-6	
	Capias	CA	13	▼	-13.3%	-2	
	Felony	CF	13	▼	-27.8%	-5	
	Motion - Protective Order	MP	4	↔		-	
	Non-Family Abuse Protective Order	AP	2	↔		-	
	Violation of Protective Order	PV	2	▼	-50.0%	-2	
	Remand Support	RS	0	▼	-100.0%	-2	
	Violation Family Abuse Protective Order	PS	0	▼	-100.0%	-1	
	Total			<b>236</b>	▼	-2.5%	-6
<b>Juvenile</b>	Custody Visitation	CV	123	▲	+35.2%	+32	
	Misdemeanor	DM	37	▲	+94.7%	+18	
	Felony	DF	16	▲	+166.7%	+10	
	Truancy	TR	13	▲	+160.0%	+8	
	Child In Need of Services	CS	12	▲	+140.0%	+7	
	Traffic	T	7	▼	-46.2%	-6	
	Foster Care Review	FC	4	▲	-	+4	
	Terminate Parental Rights	TP	4	▲	-	+4	
	Paternity	PT	2	↔		-	
	Abuse and Neglect	AN	1	▲	-	+1	
	Non-Family Abuse Protective Order	AP	1	↔		-	
	Other	OT	1	▲	-	+1	
	Show Cause	SC	1	▼	-75.0%	-3	
	Status	ST	1	▲	-50.0%	-1	
	Temporary Detention Order	TD	1	↔		-	
	Capias	CA	0	▼	-100.0%	-1	
	Remand Custody	RC	0	▼	-100.0%	-3	
	Remand Visitation	RV	0	▼	-100.0%	-2	
	Total			<b>224</b>	▲	44.5%	+69
	<b>GRAND TOTAL</b>			<b>460</b>	▲	15.9%	+63

Filings by Major Case Category\*\*

Category	Summary	Change	% Change	Absolute Change	
Adult Criminal	126	▼	-2.3%	-3	
Child Dependency	9	▲	-	+9	
Child in Need of Services/Supervision	25	▲	+150.0%	+15	
Custody and Visitation	125	▲	+34.4%	+32	
Delinquency	54	▲	+80.0%	+24	
Juvenile Miscellaneous	1	▲	-50.0%	-1	
Other	43	▲	-12.2%	-6	
Protective Orders	23	▼	-20.7%	-6	
Support	47	▼	+11.9%	+5	
Traffic	7	▼	-46.2%	-6	
<b>GRAND TOTAL</b>		<b>460</b>	▲	15.9%	+63

\* Compared to same time period as previous year  
 10/15/2024 1:35:12PM

\*\* Case Type Categories are defined in the 2017 Virginia Judicial Workload Assessment  
 Source: SCV-SQL-Information



2024 Overall GRAND TOTAL		Distribution of Caseload			Change*		Percentage (%) of Caseload		
<b>210</b>	-50 -19.2%	<b>Adult</b>	126	60%	6.8% ▲	+8	<b>Adult</b>	45.4%	60.0%
2024		<b>Juvenile</b>	84	40%	-40.8% ▼	-58	<b>Juvenile</b>	54.6%	40.0%
2023		<b>GRAND TOTAL</b>	<b>210</b>	100%	-19.2% ▼	-50	<b>GRAND TOTAL</b>	100%	100%

**Filings by Division & Code**

Division	Case Type Description	Code	Summary	Change	% Change	Absolute Change	
<b>Adult</b>	Misdemeanor	CM	33	▲	+26.9%	+7	
	Other	OT	21	▼	-32.3%	-10	
	Show Cause	SC	18	▲	+12.5%	+2	
	Civil Support	VS	14	▼	-56.3%	-18	
	Family Abuse - Protective Order	FP	14	▲	+250.0%	+10	
	Capias	CA	12	▲	+200.0%	+8	
	Felony	CF	12	▲	+500.0%	+10	
	Non-Family Abuse Protective Order	AP	1	▲	-	+1	
	Restricted License for Non-Support	SL	1	▲	-	+1	
	Motion - Protective Order	MP	0	▼	-100.0%	-2	
	Violation Family Abuse Protective Order	PS	0	▼	-100.0%	-1	
		<b>Total</b>		<b>126</b>	<b>▲</b>	<b>6.8%</b>	<b>+8</b>
<b>Juvenile</b>	Custody Visitation	CV	45	▼	-47.7%	-41	
	Misdemeanor	DM	14	▲	+133.3%	+8	
	Traffic	T	14	▼	-12.5%	-2	
	Show Cause	SC	3	▲	-	-	
	Child In Need of Services	CS	2	▼	-66.7%	-4	
	Truancy	TR	2	↔	-	-	
	Abuse and Neglect	AN	1	▲	-	+1	
	Emergency Custody Order	EC	1	▲	-	+1	
	Felony	DF	1	↔	-	-	
	Status	ST	1	▼	-91.7%	-11	
	Capias	CA	0	▼	-100.0%	-1	
	Foster Care Review	FC	0	▼	-100.0%	-1	
	Non-Family Abuse Protective Order	AP	0	▼	-100.0%	-1	
	Paternity	PT	0	▼	-100.0%	-4	
	Permanency Planning	PH	0	▼	-100.0%	-3	
		<b>Total</b>		<b>84</b>	<b>▼</b>	<b>-40.8%</b>	<b>-58</b>
	<b>GRAND TOTAL</b>			<b>210</b>	<b>▼</b>	<b>-19.2%</b>	<b>-50</b>

**Filings by Major Case Category\*\***

Category	Summary	Change	% Change	Absolute Change
Adult Criminal	68	▲	+61.9%	+26
Child Dependency	1	▲	-75.0%	-3
Child in Need of Services/Supervision	5	▲	-37.5%	-3
Custody and Visitation	45	▼	-50.0%	-45
Delinquency	17	▲	+54.5%	+6
Juvenile Miscellaneous	1	▼	-91.7%	-11
Other	22	▲	-29.0%	-9
Protective Orders	15	▲	+114.3%	+8
Support	22	▲	-43.6%	-17
Traffic	14	▼	-12.5%	-2
<b>GRAND TOTAL</b>	<b>210</b>	<b>▼</b>	<b>-19.2%</b>	<b>-50</b>

\* Compared to same time period as previous year  
 10/15/2024 1:35:12PM

\*\* Case Type Categories are defined in the 2017 Virginia Judicial Workload Assessment  
 Source: SCV-SQL-Information

2024 Overall GRAND TOTAL		Distribution of Caseload		Change*		Percentage (%) of Caseload			
<b>6,769</b> +225 3.4% 		<b>Adult</b>	3,587	53%	12.0% ▲	+385	<b>Adult</b>	48.9%	53.0%
		<b>Juvenile</b>	3,182	47%	-4.8% ▼	-160	<b>Juvenile</b>	51.1%	47.0%
		<b>GRAND TOTAL</b>	<b>6,769</b>	100%	3.4% ▲	+225	<b>GRAND TOTAL</b>	100%	100%

Filings by Division & Code

Division	Case Type Description	Code	Summary	Change	% Change	Absolute Change	
<b>Adult</b>	Civil Support	VS	834	▲	+25.6%	+170	
	Show Cause	SC	799	▲	+11.4%	+82	
	Misdemeanor	CM	595	▲	+10.8%	+58	
	Other	OT	522	▼	+5.2%	+26	
	Family Abuse - Protective Order	FP	271	▲	+16.8%	+39	
	Felony	CF	263	▲	+2.3%	+6	
	Capias	CA	134	▲	+3.1%	+4	
	Remand Support	RS	65	▲	+16.1%	+9	
	Motion - Protective Order	MP	58	▲	+13.7%	+7	
	Non-Family Abuse Protective Order	AP	29	▼	-3.3%	-1	
	Restricted License for Non-Support	SL	7	▲	+600.0%	+6	
	Violation of Protective Order	PV	7	▼	-68.2%	-15	
	Criminal Support	CS	2	▼	-66.7%	-4	
	Protective Order	PC	1	▲	-	+1	
Violation Family Abuse Protective Order	PS	0	▼	-100.0%	-3		
	<b>Total</b>		<b>3,587</b>	▲	<b>12.0%</b>	<b>+385</b>	
<b>Juvenile</b>	Custody Visitation	CV	2,096	▼	-6.6%	-149	
	Misdemeanor	DM	281	▼	-3.4%	-10	
	Felony	DF	115	▲	+76.9%	+50	
	Paternity	PT	94	▲	+27.0%	+20	
	Remand Custody	RC	92	▲	+10.8%	+9	
	Remand Visitation	RV	89	▲	+8.5%	+7	
	Traffic	T	73	▼	-18.9%	-17	
	Foster Care Review	FC	40	▼	-29.8%	-17	
	Child In Need of Services	CS	31	▲	+55.0%	+11	
	Non-Family Abuse Protective Order	AP	31	▼	-43.6%	-24	
	Permanency Planning	PH	29	▲	+11.5%	+3	
	Truancy	TR	27	▲	+8.0%	+2	
	Abuse and Neglect	AN	25	▼	-34.2%	-13	
	Voluntary Continuing Services and Support Agreem	VA	24	▲	+20.0%	+4	
	Show Cause	SC	23	▼	-42.5%	-17	
	Special Immigrant Juvenile Status	SI	21	▲	+950.0%	+19	
	Status	ST	17	▲	+30.8%	+4	
	Child at Risk	RI	15	▼	-31.8%	-7	
	Terminate Parental Rights	TP	14	▼	-6.7%	-1	
	Initial Foster Care	IF	10	▼	-47.4%	-9	
	Other	OT	10	▼	-9.1%	-1	
	Temporary Detention Order	TD	10	▼	-54.5%	-12	
	Emergency Custody Order	EC	5	▼	-16.7%	-1	
	Relief of Custody	CR	5	▼	-61.5%	-8	
	Motion - Protective Order	MP	2	▼	-33.3%	-1	
	Violation Family Abuse Protective Order	PS	2	▲	-	+2	
	Family Abuse - Protective Order	FP	1	↔	-	-	
	Capias	CA	0	▼	-100.0%	-1	
	Qualified Residential Treatment	QR	0	▼	-100.0%	-3	
		<b>Total</b>		<b>3,182</b>	▼	<b>-4.8%</b>	<b>-160</b>
		<b>GRAND TOTAL</b>		<b>6,769</b>	▲	<b>3.4%</b>	<b>+225</b>

\* Compared to same time period as previous year  
 10/15/2024 1:35:12PM

\*\* Case Type Categories are defined in the 2017 Virginia Judicial Workload Assessment  
 Source: SCV-SQL-Information

Filings by Major Case Category\*\*

Category	Summary	Change	% Change	Absolute Change
Adult Criminal	1,306	▲	+8.9%	+107
Child Dependency	162	▼	-23.9%	-51
Child in Need of Services/Supervision	59	▲	+28.3%	+13
Custody and Visitation	2,190	▲	-5.6%	-129
Delinquency	420	▲	+6.1%	+24
Juvenile Miscellaneous	17	▼	+21.4%	+3
New to Workload Study	21	▲	+950.0%	+19
Other	793	▼	+5.0%	+38
Protective Orders	392	▼	+5.4%	+20
Support	1,336	▲	+17.4%	+198
Traffic	73	▼	-18.9%	-17
<b>GRAND TOTAL</b>	<b>6,769</b>	▲	3.4%	+225

\* Compared to same time period as previous year  
 10/15/2024 1:35:12PM

\*\* Case Type Categories are defined in the 2017 Virginia Judicial Workload Assessment  
 Source: SCV-SQL-Information

2024 Overall GRAND TOTAL		Distribution of Caseload			Change*		Percentage (%) of Caseload		
<b>6,675</b> +56 0.8% 		<b>Adult</b>	3,237	48%	-1.9% ▼	-62	<b>Adult</b>	49.8%	48.5%
		<b>Juvenile</b>	3,438	52%	3.6% ▲	+118	<b>Juvenile</b>	50.2%	51.5%
<b>GRAND TOTAL</b>		<b>6,675</b>	100%	0.8% ▲	+56	<b>GRAND TOTAL</b>	100%	100%	

Filings by Division & Code

Division	Case Type Description	Code	Summary	Change	% Change	Absolute Change	
<b>Adult</b>	Misdemeanor	CM	722	▼	-1.9%	-14	
	Civil Support	VS	670	▼	-2.0%	-14	
	Other	OT	573	▲	-10.9%	-70	
	Show Cause	SC	446	▼	-2.6%	-12	
	Felony	CF	327	▲	+20.7%	+56	
	Capias	CA	221	▲	-4.3%	-10	
	Family Abuse - Protective Order	FP	210	▲	+2.4%	+5	
	Non-Family Abuse Protective Order	AP	26	▲	+52.9%	+9	
	Remand Support	RS	15	↔		-	
	Motion - Protective Order	MP	13	▼	-13.3%	-2	
	Violation of Protective Order	PV	5	▼	-66.7%	-10	
	Criminal Support	CS	3	↔		-	
	Violation Family Abuse Protective Order	PS	3	▲	+50.0%	+1	
	Emergency Custody Order	EC	2	▲	-	+2	
Restricted License for Non-Support	SL	1	▼	-75.0%	-3		
<b>Total</b>			<b>3,237</b>	▼	<b>-1.9%</b>	<b>-62</b>	
<b>Juvenile</b>	Custody Visitation	CV	1,973	▼	-1.2%	-24	
	Misdemeanor	DM	374	▲	+21.0%	+65	
	Paternity	PT	361	▲	+4.6%	+16	
	Felony	DF	148	▲	+42.3%	+44	
	Traffic	T	148	▼	-3.3%	-5	
	Status	ST	50	▲	+13.6%	+6	
	Permanency Planning	PH	43	▲	+13.2%	+5	
	Special Immigrant Juvenile Status	SI	42	▲	+200.0%	+28	
	Foster Care Review	FC	39	▲	+25.8%	+8	
	Show Cause	SC	36	▲	+80.0%	+16	
	Civil Violation	CI	29	▲	+7.4%	+2	
	Initial Foster Care	IF	23	▲	+43.8%	+7	
	Other	OT	21	▲	+61.5%	+8	
	Temporary Detention Order	TD	20	▲	+5.3%	+1	
	Abuse and Neglect	AN	19	▼	-38.7%	-12	
	Truancy	TR	18	▲	+50.0%	+6	
	Terminate Parental Rights	TP	17	↔		-	
	Child In Need of Services	CS	16	▼	-50.0%	-16	
	Non-Family Abuse Protective Order	AP	15	▲	+275.0%	+11	
	Capias	CA	14	▼	-33.3%	-7	
	Remand Custody	RC	10	▼	-58.3%	-14	
	Remand Visitation	RV	10	▼	-58.3%	-14	
	Emergency Custody Order	EC	6	▼	-60.0%	-9	
	Child at Risk	RI	3	▲	-	+3	
	Motion - Protective Order	MP	1	▲	-	+1	
	Relief of Custody	CR	1	↔		-	
	Voluntary Continuing Services and Support Agreen	VA	1	▲	-	+1	
	Emancipation	EP	0	▼	-100.0%	-2	
	Entrustment	ET	0	▼	-100.0%	-2	
	Family Abuse - Protective Order	FP	0	▼	-100.0%	-4	
	Violation Family Abuse Protective Order	PS	0	▼	-100.0%	-1	
	<b>Total</b>			<b>3,438</b>	▲	<b>3.6%</b>	<b>+118</b>
	<b>GRAND TOTAL</b>			<b>6,675</b>	▲	<b>0.8%</b>	<b>+56</b>

\* Compared to same time period as previous year  
 10/15/2024 1:35:12PM

\*\* Case Type Categories are defined in the 2017 Virginia Judicial Workload Assessment  
 Source: SCV-SQL-Information

Filings by Major Case Category\*\*

Category	Summary	Change	% Change	Absolute Change
Adult Criminal	1,590	▼	+0.9%	+14
Child Dependency	146	▲	+7.4%	+10
Child in Need of Services/Supervision	40	▲	-14.9%	-7
Custody and Visitation	2,334	▲	-0.3%	-8
Delinquency	566	▲	+25.2%	+114
Juvenile Miscellaneous	50	▲	+8.7%	+4
New to Workload Study	71	▲	+73.2%	+30
Other	657	▲	-12.7%	-96
Protective Orders	265	▲	+8.2%	+20
Support	808	▲	-2.4%	-20
Traffic	148	▼	-3.3%	-5
<b>GRAND TOTAL</b>	<b>6,675</b>	▲	0.8%	+56

\* Compared to same time period as previous year  
 10/15/2024 1:35:12PM

\*\* Case Type Categories are defined in the 2017 Virginia Judicial Workload Assessment  
 Source: SCV-SQL-Information



2024 Overall GRAND TOTAL		Distribution of Caseload		Change*		Percentage (%) of Caseload		
<b>1,159</b>	+136 13.3%	<b>Adult</b>	585 50%	5.8% ▲	+32	<b>Adult</b>	2023 54.1%	2024 50.5%
2024		<b>Juvenile</b>	574 50%	22.1% ▲	+104	<b>Juvenile</b>	45.9%	49.5%
2023		<b>GRAND TOTAL</b>	<b>1,159</b> 100%	13.3% ▲	+136	<b>GRAND TOTAL</b>	100%	100%

**Filings by Division & Code**

Division	Case Type Description	Code	Summary	Change	% Change	Absolute Change	
<b>Adult</b>	Show Cause	SC	125	▲	+26.3%	+26	
	Civil Support	VS	116	▲	+16.0%	+16	
	Other	OT	111	▲	+15.6%	+15	
	Misdemeanor	CM	109	▼	-26.8%	-40	
	Family Abuse - Protective Order	FP	52	▲	+10.6%	+5	
	Felony	CF	33	▲	+37.5%	+9	
	Capias	CA	19	▲	+58.3%	+7	
	Motion - Protective Order	MP	9	▼	-25.0%	-3	
	Non-Family Abuse Protective Order	AP	4	▼	-20.0%	-1	
	Remand Support	RS	3	↔		-	
	Violation of Protective Order	PV	3	↔		-	
	Restricted License for Non-Support	SL	1	▼	-50.0%	-1	
	Violation Family Abuse Protective Order	PS	0	▼	-100.0%	-1	
	<b>Total</b>		<b>585</b>	<b>▲</b>	<b>5.8%</b>	<b>+32</b>	
<b>Juvenile</b>	Custody Visitation	CV	392	▲	+30.2%	+91	
	Misdemeanor	DM	48	▲	+108.7%	+25	
	Traffic	T	25	▲	+127.3%	+14	
	Child In Need of Services	CS	21	▲	+50.0%	+7	
	Paternity	PT	15	▲	+36.4%	+4	
	Felony	DF	8	▲	+300.0%	+6	
	Remand Custody	RC	8	▲	+33.3%	+2	
	Remand Visitation	RV	8	▲	+100.0%	+4	
	Child at Risk	RI	7	▲	-	+7	
	Truancy	TR	7	▼	-12.5%	-1	
	Permanency Planning	PH	6	▼	-14.3%	-1	
	Show Cause	SC	6	▼	-87.8%	-43	
	Abuse and Neglect	AN	5	▲	-	+5	
	Foster Care Review	FC	5	▼	-16.7%	-1	
	Initial Foster Care	IF	3	▲	+50.0%	+1	
	Motion - Protective Order	MP	2	↔		-	
	Non-Family Abuse Protective Order	AP	2	▼	-50.0%	-2	
	Other	OT	2	▼	-33.3%	-1	
	Civil Violation	CI	1	↔		-	
	Emergency Custody Order	EC	1	↔		-	
	Temporary Detention Order	TD	1	▼	-80.0%	-4	
	Voluntary Continuing Services and Support Agree	VA	1	▼	-80.0%	-4	
	Relief of Custody	CR	0	▼	-100.0%	-1	
	Status	ST	0	▼	-100.0%	-3	
	Terminate Parental Rights	TP	0	▼	-100.0%	-1	
		<b>Total</b>		<b>574</b>	<b>▲</b>	<b>22.1%</b>	<b>+104</b>
		<b>GRAND TOTAL</b>		<b>1,159</b>	<b>▲</b>	<b>13.3%</b>	<b>+136</b>

**Filings by Major Case Category\*\***

Category	Summary	Change	% Change	Absolute Change
Adult Criminal	241	▼	-5.5%	-14
Child Dependency	27	▲	+22.7%	+5
Child in Need of Services/Supervision	28	▲	+27.3%	+6
Custody and Visitation	407	▲	+30.4%	+95
Delinquency	62	▲	-16.2%	-12

\* Compared to same time period as previous year  
 10/15/2024 1:35:12PM

\*\* Case Type Categories are defined in the 2017 Virginia Judicial Workload Assessment  
 Source: SCV-SQL-Information

Juvenile Miscellaneous	0	▼	-100.0%	-3
New to Workload Study	1	↔		0
Other	134	▲	+13.6%	+16
Protective Orders	69	▼	-1.4%	-1
Support	165	▲	+22.2%	+30
Traffic	25	▲	+127.3%	+14
<b>GRAND TOTAL</b>	<b>1,159</b>	▲	13.3%	+136

2024 Overall GRAND TOTAL		Distribution of Caseload			Change*		Percentage (%) of Caseload		
<b>2,673</b> +319 13.6% 	<b>Adult</b> <b>Juvenile</b> <b>GRAND TOTAL</b>	1,374	51%	18.7% ▲	+216	<b>Adult</b> <b>Juvenile</b> <b>GRAND TOTAL</b>	2023	2024	
		1,299	49%	8.6% ▲	+103		49.2%	51.4%	
		<b>2,673</b>	100%	13.6% ▲	+319		100%	100%	

Filings by Division & Code

Division	Case Type Description	Code	Summary	Change	% Change	Absolute Change	
<b>Adult</b>	Misdemeanor	CM	326	▲	+39.9%	+93	
	Show Cause	SC	320	▲	+49.5%	+106	
	Other	OT	253	▲	+41.3%	+74	
	Civil Support	VS	184	▲	+6.4%	+11	
	Family Abuse - Protective Order	FP	101	▲	+110.4%	+53	
	Felony	CF	72	▼	-8.9%	-7	
	Capias	CA	52	▼	-34.2%	-27	
	Motion - Protective Order	MP	26	▼	-33.3%	-13	
	Non-Family Abuse Protective Order	AP	18	▼	-77.5%	-62	
	Violation of Protective Order	PV	15	▼	-42.3%	-11	
	Remand Support	RS	6	↔		-	
	Violation Family Abuse Protective Order	PS	1	↔		-	
	Restricted License for Non-Support	SL	0	▼	-100.0%	-1	
	<b>Total</b>		<b>1,374</b>	<b>▲</b>	<b>18.7%</b>	<b>+216</b>	
<b>Juvenile</b>	Custody Visitation	CV	595	▼	-0.2%	-1	
	Misdemeanor	DM	114	▲	+40.7%	+33	
	Traffic	T	96	▼	-13.5%	-15	
	Abuse and Neglect	AN	73	▼	-3.9%	-3	
	Initial Foster Care	IF	47	▲	+123.8%	+26	
	Permanency Planning	PH	46	▼	-11.5%	-6	
	Foster Care Review	FC	45	▲	+9.8%	+4	
	Motion - Protective Order	MP	43	▲	+230.8%	+30	
	Felony	DF	40	▼	-24.5%	-13	
	Special Immigrant Juvenile Status	SI	31	▼	-24.4%	-10	
	Paternity	PT	25	▲	+92.3%	+12	
	Truancy	TR	19	▲	+171.4%	+12	
	Non-Family Abuse Protective Order	AP	17	▲	+240.0%	+12	
	Child In Need of Services	CS	16	▼	-20.0%	-4	
	Terminate Parental Rights	TP	15	▼	-6.3%	-1	
	Remand Custody	RC	12	▲	-	+12	
	Remand Visitation	RV	12	▲	-	+12	
	Temporary Detention Order	TD	12	▼	-20.0%	-3	
	Status	ST	8	▼	-33.3%	-4	
	Emergency Custody Order	EC	7	▼	-22.2%	-2	
	Relief of Custody	CR	6	▲	+100.0%	+3	
	Other	OT	5	▲	+150.0%	+3	
	Family Abuse - Protective Order	FP	4	▲	-	+4	
	Voluntary Continuing Services and Support Agreem	VA	4	↔		-	
	Show Cause	SC	3	▲	+50.0%	+1	
	Restoration of Parental Rights	RR	2	▲	-	+2	
	Child at Risk	RI	1	▲	-	+1	
	Civil Violation	CI	1	▼	-50.0%	-1	
	Qualified Residential Treatment	QR	0	▼	-100.0%	-1	
		<b>Total</b>		<b>1,299</b>	<b>▲</b>	<b>8.6%</b>	<b>+103</b>
		<b>GRAND TOTAL</b>		<b>2,673</b>	<b>▲</b>	<b>13.6%</b>	<b>+319</b>

\* Compared to same time period as previous year  
 10/15/2024 1:35:12PM




\*\* Case Type Categories are defined in the 2017 Virginia Judicial Workload Assessment  
 Source: SCV-SQL-Information

Filings by Major Case Category\*\*

Category	Summary	Change	% Change	Absolute Change
Adult Criminal	668	▲	+21.7%	+119
Child Dependency	237	▲	+10.7%	+23
Child in Need of Services/Supervision	35	▲	+29.6%	+8
Custody and Visitation	620	▲	+1.8%	+11
Delinquency	157	▲	+15.4%	+21
Juvenile Miscellaneous	8	▼	-33.3%	-4
New to Workload Study	32	▼	-25.6%	-11
Other	309	▲	+46.4%	+98
Protective Orders	209	▲	+13.0%	+24
Support	302	▼	+17.5%	+45
Traffic	96	▼	-13.5%	-15
<b>GRAND TOTAL</b>	<b>2,673</b>	▲	13.6%	+319

\* Compared to same time period as previous year  
 10/15/2024 1:35:12PM

\*\* Case Type Categories are defined in the 2017 Virginia Judicial Workload Assessment  
 Source: SCV-SQL-Information

2024 Overall GRAND TOTAL		Distribution of Caseload		Change*		Percentage (%) of Caseload			
<b>1,413</b>	-85 -5.7%	<b>Adult</b>	906	64%	1.7% ▲	+15	<b>Adult</b>	59.5%	64.1%
2024 		<b>Juvenile</b>	507	36%	-16.5% ▼	-100	<b>Juvenile</b>	40.5%	35.9%
2023 		<b>GRAND TOTAL</b>	<b>1,413</b>	100%	-5.7% ▼	-85	<b>GRAND TOTAL</b>	100%	100%

**Filings by Division & Code**

Division	Case Type Description	Code	Summary	Change	% Change	Absolute Change
<b>Adult</b>	Show Cause	SC	252	▲	+50.0%	+84
	Other	OT	174	▼	-19.1%	-41
	Misdemeanor	CM	171	▼	-11.9%	-23
	Civil Support	VS	113	▲	+41.3%	+33
	Capias	CA	86	▼	-2.3%	-2
	Felony	CF	46	▼	-11.5%	-6
	Family Abuse - Protective Order	FP	40	▼	-23.1%	-12
	Motion - Protective Order	MP	12	▼	-14.3%	-2
	Violation of Protective Order	PV	10	▼	-23.1%	-3
	Non-Family Abuse Protective Order	AP	1	▼	-88.9%	-8
	Remand Support	RS	1	▼	-75.0%	-3
	Restricted License for Non-Support	SL	0	▼	-100.0%	-2
	Total			<b>906</b>	▲	<b>1.7%</b>
<b>Juvenile</b>	Custody Visitation	CV	190	▼	-35.2%	-103
	Abuse and Neglect	AN	53	▲	+71.0%	+22
	Misdemeanor	DM	53	↔		-
	Initial Foster Care	IF	37	▲	+184.6%	+24
	Foster Care Review	FC	36	▲	+71.4%	+15
	Traffic	T	31	↔		-
	Felony	DF	27	↔		-
	Permanency Planning	PH	20	▼	-16.7%	-4
	Special Immigrant Juvenile Status	SI	12	▲	+50.0%	+4
	Paternity	PT	6	▼	-45.5%	-5
	Non-Family Abuse Protective Order	AP	5	▼	-54.5%	-6
	Temporary Detention Order	TD	5	▼	-80.8%	-21
	Terminate Parental Rights	TP	5	▲	+150.0%	+3
	Emergency Custody Order	EC	4	▼	-63.6%	-7
	Child In Need of Services	CS	3	▼	-66.7%	-6
	Motion - Protective Order	MP	3	▼	-50.0%	-3
	Other	OT	3	▲	-62.5%	-5
	Show Cause	SC	3	▼	-25.0%	-1
	Voluntary Continuing Services and Support Agree	VA	3	▼	-25.0%	-1
	Family Abuse - Protective Order	FP	2	▲	-	+2
	Relief of Custody	CR	2	▼	-33.3%	-1
	Status	ST	2	▼	-71.4%	-5
	Truancy	TR	2	▼	-33.3%	-1
	Remand Custody	RC	0	▼	-100.0%	-1
Total			<b>507</b>	▼	<b>-16.5%</b>	<b>-100</b>
<b>GRAND TOTAL</b>			<b>1,413</b>	▼	<b>-5.7%</b>	<b>-85</b>

**Filings by Major Case Category\*\***

Category	Summary	Change	% Change	Absolute Change
Adult Criminal	433	▲	+3.8%	+16
Child Dependency	156	▲	+59.2%	+58
Child in Need of Services/Supervision	5	▼	-58.3%	-7
Custody and Visitation	196	▼	-35.5%	-108
Delinquency	83	▼	-1.2%	-1
Juvenile Miscellaneous	3	▲	-57.1%	-4

\* Compared to same time period as previous year  
 10/15/2024 1:35:12PM

\*\* Case Type Categories are defined in the 2017 Virginia Judicial Workload Assessment  
 Source: SCV-SQL-Information

New to Workload Study	12	▲	+50.0%	+4
Other	186	▼	-29.8%	-79
Protective Orders	63	▲	-31.5%	-29
Support	245	▼	+36.1%	+65
Traffic	31	↔		0
<b>GRAND TOTAL</b>	<b>1,413</b>	▼	-5.7%	-85

2024 Overall GRAND TOTAL		Distribution of Caseload			Change*		Percentage (%) of Caseload		
<b>2,536</b>	-206 -7.5%	<b>Adult</b>	1,290	51%	-10.5% ▼	-152	<b>Adult</b>	52.6%	50.9%
2024		<b>Juvenile</b>	1,246	49%	-4.2% ▼	-54	<b>Juvenile</b>	47.4%	49.1%
2023		<b>GRAND TOTAL</b>	<b>2,536</b>	100%	-7.5% ▼	-206	<b>GRAND TOTAL</b>	100%	100%

Filings by Division & Code

Division	Case Type Description	Code	Summary	Change	% Change	Absolute Change	
<b>Adult</b>	Show Cause	SC	389	▲	-15.4%	-71	
	Civil Support	VS	242	▼	-6.6%	-17	
	Misdemeanor	CM	217	▼	-13.2%	-33	
	Other	OT	147	▼	+5.8%	+8	
	Family Abuse - Protective Order	FP	89	▼	-13.6%	-14	
	Capias	CA	77	▼	-7.2%	-6	
	Felony	CF	57	▼	-28.8%	-23	
	Motion - Protective Order	MP	38	▲	+22.6%	+7	
	Remand Support	RS	12	↔		-	
	Violation of Protective Order	PV	10	▼	-9.1%	-1	
	Non-Family Abuse Protective Order	AP	7	▲	+16.7%	+1	
	Restricted License for Non-Support	SL	5	▼	-16.7%	-1	
	Violation Family Abuse Protective Order	PS	0	▼	-100.0%	-2	
		<b>Total</b>		<b>1,290</b>	▼	<b>-10.5%</b>	<b>-152</b>
<b>Juvenile</b>	Custody Visitation	CV	728	▼	-9.9%	-80	
	Misdemeanor	DM	147	▲	+14.8%	+19	
	Traffic	T	77	▼	-3.8%	-3	
	Felony	DF	66	▲	+112.9%	+35	
	Special Immigrant Juvenile Status	SI	41	▲	+78.3%	+18	
	Child In Need of Services	CS	25	▼	-3.8%	-1	
	Remand Custody	RC	20	▲	+5.3%	+1	
	Remand Visitation	RV	20	▲	+5.3%	+1	
	Show Cause	SC	18	▲	+157.1%	+11	
	Paternity	PT	17	▲	+6.3%	+1	
	Permanency Planning	PH	12	↔		-	
	Child at Risk	RI	10	▲	+42.9%	+3	
	Non-Family Abuse Protective Order	AP	8	▼	-61.9%	-13	
	Temporary Detention Order	TD	8	▼	-11.1%	-1	
	Civil Violation	CI	7	↔		-	
	Abuse and Neglect	AN	6	▼	-25.0%	-2	
	Foster Care Review	FC	6	▼	-60.0%	-9	
	Initial Foster Care	IF	5	↔		-	
	Truancy	TR	5	▼	-54.5%	-6	
	Motion - Protective Order	MP	4	▼	-50.0%	-4	
	Status	ST	4	▼	-60.0%	-6	
	Family Abuse - Protective Order	FP	3	▲	-	+3	
	Capias	CA	2	↔		-	
	Emergency Custody Order	EC	2	▼	-33.3%	-1	
	Terminate Parental Rights	TP	2	↔		-	
	Entrustment	ET	1	↔		-	
	Other	OT	1	▼	-87.5%	-7	
	Voluntary Continuing Services and Support Agree	VA	1	▼	-75.0%	-3	
	Emancipation	EP	0	▼	-100.0%	-1	
	Relief of Custody	CR	0	▼	-100.0%	-5	
	Violation of Protective Order	PV	0	▼	-100.0%	-4	
		<b>Total</b>		<b>1,246</b>	▼	<b>-4.2%</b>	<b>-54</b>
		<b>GRAND TOTAL</b>		<b>2,536</b>	▼	<b>-7.5%</b>	<b>-206</b>

\* Compared to same time period as previous year  
 10/15/2024 1:35:12PM

\*\* Case Type Categories are defined in the 2017 Virginia Judicial Workload Assessment  
 Source: SCV-SQL-Information

Filings by Major Case Category\*\*

Category	Summary	Change	% Change	Absolute Change
Adult Criminal	598	▼	-23.6%	-185
Child Dependency	43	▼	-27.1%	-16
Child in Need of Services/Supervision	42	▲	+7.7%	+3
Custody and Visitation	745	▼	-9.6%	-79
Delinquency	221	▲	+30.0%	+51
Juvenile Miscellaneous	4	▼	-63.6%	-7
New to Workload Study	48	▲	+60.0%	+18
Other	210	▼	+0.5%	+1
Protective Orders	149	▲	-11.8%	-20
Support	399	▲	+8.4%	+31
Traffic	77	▼	-3.8%	-3
<b>GRAND TOTAL</b>	<b>2,536</b>	▼	-7.5%	-206

\* Compared to same time period as previous year  
 10/15/2024 1:35:12PM

\*\* Case Type Categories are defined in the 2017 Virginia Judicial Workload Assessment  
 Source: SCV-SQL-Information



2024 Overall GRAND TOTAL		Distribution of Caseload		Change*		Percentage (%) of Caseload			
<b>904</b> 	+32 3.7%	<b>Adult</b>	491	54%	25.3% ▲	+99	<b>Adult</b>	45.0%	54.3%
		<b>Juvenile</b>	413	46%	-14.0% ▼	-67	<b>Juvenile</b>	55.0%	45.7%
		<b>GRAND TOTAL</b>	<b>904</b>	100%	3.7% ▲	+32	<b>GRAND TOTAL</b>	100%	100%

Filings by Division & Code

Division	Case Type Description	Code	Summary	Change	% Change	Absolute Change
<b>Adult</b>	Show Cause	SC	152	▲	+72.7%	+64
	Civil Support	VS	82	▲	+6.5%	+5
	Other	OT	70	▲	+32.1%	+17
	Misdemeanor	CM	58	▲	+5.5%	+3
	Felony	CF	43	▲	+34.4%	+11
	Family Abuse - Protective Order	FP	30	▲	+3.4%	+1
	Remand Support	RS	21	▲	+31.3%	+5
	Capias	CA	17	▼	-5.6%	-1
	Motion - Protective Order	MP	12	▲	+9.1%	+1
	Violation of Protective Order	PV	4	↔		-
	Bond Forfeiture	BF	1	▲	-	+1
	Non-Family Abuse Protective Order	AP	1	▼	-85.7%	-6
	Protective Order	PC	0	▼	-100.0%	-2
	<b>Total</b>		<b>491</b>	<b>▲</b>	<b>25.3%</b>	<b>+99</b>
<b>Juvenile</b>	Custody Visitation	CV	225	▼	-22.9%	-67
	Misdemeanor	DM	39	▼	-11.4%	-5
	Permanency Planning	PH	24	▲	+166.7%	+15
	Traffic	T	19	▼	-48.6%	-18
	Remand Custody	RC	17	▲	+6.3%	+1
	Remand Visitation	RV	17	▲	+88.9%	+8
	Foster Care Review	FC	13	▲	+8.3%	+1
	Child In Need of Services	CS	9	▲	+28.6%	+2
	Truancy	TR	9	▲	+350.0%	+7
	Non-Family Abuse Protective Order	AP	8	▲	+14.3%	+1
	Initial Foster Care	IF	7	▼	-12.5%	-1
	Abuse and Neglect	AN	6	▼	-62.5%	-10
	Temporary Detention Order	TD	5	▲	+150.0%	+3
	Other	OT	4	▲	-	+4
	Voluntary Continuing Services and Support Agreem	VA	4	▲	+100.0%	+2
	Felony	DF	2	▼	-81.8%	-9
	Paternity	PT	2	▲	+100.0%	+1
	Civil Violation	CI	1	↔		-
	Family Abuse - Protective Order	FP	1	▲	-	+1
	Show Cause	SC	1	▲	-	+1
	Emergency Custody Order	EC	0	▼	-100.0%	-1
	Motion - Protective Order	MP	0	▼	-100.0%	-1
	Terminate Parental Rights	TP	0	▼	-100.0%	-2
	<b>Total</b>		<b>413</b>	<b>▼</b>	<b>-14.0%</b>	<b>-67</b>
	<b>GRAND TOTAL</b>		<b>904</b>	<b>▲</b>	<b>3.7%</b>	<b>+32</b>

Filings by Major Case Category\*\*

Category	Summary	Change	% Change	Absolute Change
Adult Criminal	215	▲	+20.8%	+37
Child Dependency	54	▲	+10.2%	+5
Child in Need of Services/Supervision	18	▲	+100.0%	+9
Custody and Visitation	227	▲	-22.5%	-66
Delinquency	42	▲	-23.6%	-13
New to Workload Study	1	↔		0

\* Compared to same time period as previous year  
 10/15/2024 1:35:12PM

\*\* Case Type Categories are defined in the 2017 Virginia Judicial Workload Assessment  
 Source: SCV-SQL-Information

**CPSS - JCMS CASELOAD STATISTICS OF THE JUVENILE & DOMESTIC RELATIONS DISTRICT COURTS**  
 January 2024 thru September 2024 Filings (Compared to January 2023 thru September 2023)

**Fluvanna**

District: 16 FIPS: 065

Other	134	▲	+38.1%	+37
Protective Orders	52	▲	-5.5%	-3
Support	142	▲	+44.9%	+44
Traffic	19	▼	-48.6%	-18
<b>GRAND TOTAL</b>	<b>904</b>	▲	3.7%	+32

2024 Overall GRAND TOTAL		Distribution of Caseload		Change*		Percentage (%) of Caseload		
<b>552</b>	-121 -18.0%	<b>Adult</b>	220 40%	-20.0% ▼	-55	<b>Adult</b>	2023 40.9%	2024 39.9%
2024		<b>Juvenile</b>	332 60%	-16.6% ▼	-66	<b>Juvenile</b>	59.1%	60.1%
2023		<b>GRAND TOTAL</b>	<b>552</b> 100%	-18.0% ▼	-121	<b>GRAND TOTAL</b>	100%	100%

Filings by Division & Code

Division	Case Type Description	Code	Summary	Change	% Change	Absolute Change
<b>Adult</b>	Other	OT	48	▲	+2.1%	+1
	Show Cause	SC	48	▲	+45.5%	+15
	Misdemeanor	CM	44	▼	-50.0%	-44
	Civil Support	VS	33	▼	-17.5%	-7
	Family Abuse - Protective Order	FP	17	▲	+30.8%	+4
	Felony	CF	16	▼	-11.1%	-2
	Capias	CA	9	▼	-10.0%	-1
	Violation of Protective Order	PV	4	▼	-66.7%	-8
	Remand Support	RS	1	▼	-85.7%	-6
	Motion - Protective Order	MP	0	▼	-100.0%	-2
	Violation Family Abuse Protective Order	PS	0	▼	-100.0%	-5
	<b>Total</b>		<b>220</b>	▼	<b>-20.0%</b>	<b>-55</b>
<b>Juvenile</b>	Custody Visitation	CV	140	▼	-21.8%	-39
	Misdemeanor	DM	73	↔		-
	Traffic	T	66	▲	+1.5%	+1
	Felony	DF	14	▼	-17.6%	-3
	Permanency Planning	PH	8	▲	+60.0%	+3
	Motion - Protective Order	MP	5	▲	-	+5
	Status	ST	4	▲	+33.3%	+1
	Emergency Custody Order	EC	3	▲	+200.0%	+2
	Remand Custody	RC	3	▼	-75.0%	-9
	Remand Visitation	RV	3	▼	-72.7%	-8
	Voluntary Continuing Services and Support Agreem	VA	3	▲	+200.0%	+2
	Child In Need of Services	CS	2	▼	-60.0%	-3
	Special Immigrant Juvenile Status	SI	2	▲	-	+2
	Abuse and Neglect	AN	1	▼	-88.9%	-8
	Capias	CA	1	▲	-	+1
	Foster Care Review	FC	1	▼	-75.0%	-3
	Initial Foster Care	IF	1	▼	-80.0%	-4
	Non-Family Abuse Protective Order	AP	1	↔		-
	Other	OT	1	▲	-	+1
	Child at Risk	RI	0	▼	-100.0%	-1
	Family Abuse - Protective Order	FP	0	▼	-100.0%	-1
	Paternity	PT	0	▼	-100.0%	-1
	Show Cause	SC	0	▼	-100.0%	-1
	Temporary Detention Order	TD	0	▼	-100.0%	-2
	Truancy	TR	0	▼	-100.0%	-1
	<b>Total</b>		<b>332</b>	▼	<b>-16.6%</b>	<b>-66</b>
<b>GRAND TOTAL</b>			<b>552</b>	▼	<b>-18.0%</b>	<b>-121</b>

Filings by Major Case Category\*\*

Category	Summary	Change	% Change	Absolute Change
Adult Criminal	104	▼	-34.2%	-54
Child Dependency	14	▼	-44.0%	-11
Child in Need of Services/Supervision	2	▼	-71.4%	-5
Custody and Visitation	140	▼	-22.2%	-40
Delinquency	88	▲	-2.2%	-2
Juvenile Miscellaneous	4	▲	+33.3%	+1

\* Compared to same time period as previous year  
 10/15/2024 1:35:12PM

\*\* Case Type Categories are defined in the 2017 Virginia Judicial Workload Assessment  
 Source: SCV-SQL-Information

New to Workload Study	2	▲	-	+2
Other	59	▲	-26.3%	-21
Protective Orders	23	▲	+35.3%	+6
Support	50	▲	+4.2%	+2
Traffic	66	▲	+1.5%	+1
<b>GRAND TOTAL</b>	<b>552</b>	▼	-18.0%	-121

2024 Overall GRAND TOTAL		Distribution of Caseload		Change*		Percentage (%) of Caseload		
<b>961</b> +29 3.1% 	Adult	477	50%	12.2% ▲	+52	Adult	2023	2024
	Juvenile	484	50%	-4.5% ▼	-23	Juvenile	45.6%	49.6%
<b>GRAND TOTAL</b>		<b>961</b>	100%	3.1% ▲	+29	<b>GRAND TOTAL</b>	100%	100%

Filings by Division & Code

Division	Case Type Description	Code	Summary	Change	% Change	Absolute Change
<b>Adult</b>	Show Cause	SC	132	▲	+67.1%	+53
	Misdemeanor	CM	92	▲	+124.4%	+51
	Civil Support	VS	83	▼	-7.8%	-7
	Other	OT	64	▲	+8.5%	+5
	Family Abuse - Protective Order	FP	46	▼	-4.2%	-2
	Capias	CA	23	▲	+91.7%	+11
	Felony	CF	17	▼	-26.1%	-6
	Violation of Protective Order	PV	9	▼	-82.4%	-42
	Motion - Protective Order	MP	5	▼	-72.2%	-13
	Non-Family Abuse Protective Order	AP	5	▲	+150.0%	+3
	Remand Support	RS	1	▼	-50.0%	-1
Total			<b>477</b>	▲	<b>12.2%</b>	<b>+52</b>
<b>Juvenile</b>	Custody Visitation	CV	250	▼	-8.8%	-24
	Traffic	T	44	▲	+41.9%	+13
	Misdemeanor	DM	42	▼	-2.3%	-1
	Felony	DF	28	▲	+115.4%	+15
	Foster Care Review	FC	16	▲	+60.0%	+6
	Non-Family Abuse Protective Order	AP	15	▲	+275.0%	+11
	Abuse and Neglect	AN	13	▼	-23.5%	-4
	Entrustment	ET	9	▲	-	+9
	Permanency Planning	PH	9	▼	-72.7%	-24
	Special Immigrant Juvenile Status	SI	8	▲	+100.0%	+4
	Child In Need of Services	CS	7	▼	-36.4%	-4
	Show Cause	SC	7	▲	-	+7
	Initial Foster Care	IF	6	▲	+20.0%	+1
	Paternity	PT	5	▲	+25.0%	+1
	Truancy	TR	4	▲	+300.0%	+3
	Motion - Protective Order	MP	3	▲	+50.0%	+1
	Other	OT	3	▲	+200.0%	+2
	Status	ST	3	▲	+50.0%	+1
	Voluntary Continuing Services and Support Agreen	VA	3	↔	-	-
	Civil Violation	CI	2	↔	-	-
	Terminate Parental Rights	TP	2	▼	-92.0%	-23
	Capias	CA	1	▲	-	+1
	Child at Risk	RI	1	▼	-85.7%	-6
	Emergency Custody Order	EC	1	▼	-66.7%	-2
	Family Abuse - Protective Order	FP	1	↔	-	-
	Temporary Detention Order	TD	1	▼	-75.0%	-3
	Qualified Residential Treatment	QR	0	▼	-100.0%	-1
	Remand Custody	RC	0	▼	-100.0%	-3
	Remand Visitation	RV	0	▼	-100.0%	-3
	Total			<b>484</b>	▼	<b>-4.5%</b>
<b>GRAND TOTAL</b>			<b>961</b>	▲	<b>3.1%</b>	<b>+29</b>

Filings by Major Case Category\*\*

Category	Summary	Change	% Change	Absolute Change
Adult Criminal	223	▲	+21.2%	+39
Child Dependency	59	▲	-41.6%	-42
Child in Need of Services/Supervision	11	▲	-8.3%	-1

\* Compared to same time period as previous year  
 10/15/2024 1:35:12PM

\*\* Case Type Categories are defined in the 2017 Virginia Judicial Workload Assessment  
 Source: SCV-SQL-Information

**CPSS - JCMS CASELOAD STATISTICS OF THE JUVENILE & DOMESTIC RELATIONS DISTRICT COURTS**  
 January 2024 thru September 2024 Filings (Compared to January 2023 thru September 2023)

**Greene**

District: 16 FIPS: 079

Custody and Visitation	255	▲	-8.3%	-23
Delinquency	78	▲	+39.3%	+22
Juvenile Miscellaneous	3	▲	+50.0%	+1
New to Workload Study	10	▲	+66.7%	+4
Other	70	▼	-6.7%	-5
Protective Orders	75	▲		0
Support	133	▲	+18.8%	+21
Traffic	44	▲	+41.9%	+13
<b>GRAND TOTAL</b>	<b>961</b>	▲	3.1%	+29

2024 Overall GRAND TOTAL		Distribution of Caseload			Change*		Percentage (%) of Caseload		
<b>1,785</b> +78 4.6% 	Adult	1,014	57%	15.0% ▲	+132	Adult	2023	2024	
	Juvenile	771	43%	-6.5% ▼	-54	Juvenile	51.7%	56.8%	
<b>GRAND TOTAL</b>		<b>1,785</b>	100%	4.6% ▲	+78	<b>GRAND TOTAL</b>	100%	100%	

Filings by Division & Code

Division	Case Type Description	Code	Summary	Change	% Change	Absolute Change	
<b>Adult</b>	Misdemeanor	CM	250	▲	+61.3%	+95	
	Other	OT	201	▼	+6.3%	+12	
	Show Cause	SC	199	▲	+61.8%	+76	
	Civil Support	VS	126	▼	-14.3%	-21	
	Felony	CF	90	▼	-29.1%	-37	
	Family Abuse - Protective Order	FP	55	▲	+10.0%	+5	
	Capias	CA	42	▲	+5.0%	+2	
	Violation of Protective Order	PV	22	▲	+15.8%	+3	
	Motion - Protective Order	MP	13	▲	+44.4%	+4	
	Remand Support	RS	8	▼	-27.3%	-3	
	Non-Family Abuse Protective Order	AP	4	▼	-66.7%	-8	
	Restricted License for Non-Support	SL	4	▲	-	+4	
	Total			<b>1,014</b>	▲	<b>15.0%</b>	<b>+132</b>
<b>Juvenile</b>	Custody Visitation	CV	496	▼	-15.4%	-90	
	Traffic	T	68	▲	+88.9%	+32	
	Misdemeanor	DM	45	↔	-	-	
	Felony	DF	16	▼	-11.1%	-2	
	Permanency Planning	PH	16	▲	+77.8%	+7	
	Motion - Protective Order	MP	14	▲	+133.3%	+8	
	Remand Custody	RC	14	▼	-6.7%	-1	
	Remand Visitation	RV	14	▼	-6.7%	-1	
	Paternity	PT	13	▲	+62.5%	+5	
	Abuse and Neglect	AN	10	▼	-33.3%	-5	
	Civil Violation	CI	10	▲	+11.1%	+1	
	Child In Need of Services	CS	7	▼	-22.2%	-2	
	Foster Care Review	FC	6	▼	-40.0%	-4	
	Non-Family Abuse Protective Order	AP	6	▼	-14.3%	-1	
	Temporary Detention Order	TD	6	▲	+100.0%	+3	
	Initial Foster Care	IF	5	▼	-28.6%	-2	
	Terminate Parental Rights	TP	5	▲	+66.7%	+2	
	Show Cause	SC	4	▲	+100.0%	+2	
	Capias	CA	3	▲	-	+3	
	Emergency Custody Order	EC	3	▲	-	+3	
	Entrustment	ET	3	▲	-	+3	
	Voluntary Continuing Services and Support Agreem	VA	3	↔	-	-	
	Truancy	TR	2	▼	-84.6%	-11	
	Other	OT	1	↔	-	-	
	Status	ST	1	▼	-66.7%	-2	
	Family Abuse - Protective Order	FP	0	▼	-100.0%	-2	
	Total			<b>771</b>	▼	<b>-6.5%</b>	<b>-54</b>
	<b>GRAND TOTAL</b>			<b>1,785</b>	▲	4.6%	+78

Filings by Major Case Category\*\*

Category	Summary	Change	% Change	Absolute Change
Adult Criminal	505	▲	+25.6%	+103
Child Dependency	48	▲	+2.1%	+1
Child in Need of Services/Supervision	9	▼	-59.1%	-13
Custody and Visitation	509	▲	-14.3%	-85
Delinquency	68	▲	+4.6%	+3

\* Compared to same time period as previous year  
 10/15/2024 1:35:12PM

\*\* Case Type Categories are defined in the 2017 Virginia Judicial Workload Assessment  
 Source: SCV-SQL-Information

**CPSS - JCMS CASELOAD STATISTICS OF THE JUVENILE & DOMESTIC RELATIONS DISTRICT COURTS**  
 January 2024 thru September 2024 Filings (Compared to January 2023 thru September 2023)

**Louisa**

District: 16 FIPS: 109

Juvenile Miscellaneous	1	▼	-66.7%	-2
New to Workload Study	10	▲	+11.1%	+1
Other	247	▲	+5.6%	+13
Protective Orders	92	▲	+7.0%	+6
Support	228	▲	+9.1%	+19
Traffic	68	▲	+88.9%	+32
<b>GRAND TOTAL</b>	<b>1,785</b>	▲	4.6%	+78



2024 Overall GRAND TOTAL		Distribution of Caseload		Change*		Percentage (%) of Caseload		
<b>640</b>	+122 23.6%	<b>Adult</b>	283 44%	23.6% ▲	+54	<b>Adult</b>	44.2%	44.2%
2024		<b>Juvenile</b>	357 56%	23.5% ▲	+68	<b>Juvenile</b>	55.8%	55.8%
2023		<b>GRAND TOTAL</b>	<b>640</b> 100%	23.6% ▲	+122	<b>GRAND TOTAL</b>	100%	100%

Filings by Division & Code

Division	Case Type Description	Code	Summary	Change	% Change	Absolute Change
<b>Adult</b>	Show Cause	SC	79	▲	+68.1%	+32
	Misdemeanor	CM	57	▲	+50.0%	+19
	Civil Support	VS	56	▲	+51.4%	+19
	Other	OT	30	▼	-16.7%	-6
	Felony	CF	20	▲	+53.8%	+7
	Family Abuse - Protective Order	FP	19	▼	-24.0%	-6
	Capias	CA	8	▲	-42.9%	-6
	Motion - Protective Order	MP	6	↔		-
	Non-Family Abuse Protective Order	AP	4	▼	-50.0%	-4
	Violation of Protective Order	PV	4	▼	-20.0%	-1
	<b>Total</b>		<b>283</b>	<b>▲</b>	<b>23.6%</b>	<b>+54</b>
<b>Juvenile</b>	Custody Visitation	CV	206	▲	+5.1%	+10
	Misdemeanor	DM	27	▲	+107.7%	+14
	Abuse and Neglect	AN	23	▲	+53.3%	+8
	Permanency Planning	PH	21	▲	+110.0%	+11
	Initial Foster Care	IF	17	▲	+88.9%	+8
	Terminate Parental Rights	TP	10	▲	+400.0%	+8
	Foster Care Review	FC	9	▲	+28.6%	+2
	Paternity	PT	8	▲	+100.0%	+4
	Traffic	T	8	▼	-33.3%	-4
	Civil Violation	CI	6	▲	-	+6
	Child In Need of Services	CS	5	▲	+400.0%	+4
	Entrustment	ET	4	▲	-	+4
	Felony	DF	4	▲	+33.3%	+1
	Motion - Protective Order	MP	4	▲	+100.0%	+2
	Status	ST	3	▼	-66.7%	-6
	Family Abuse - Protective Order	FP	1	▲	-	+1
	Mental Commitment	MC	1	▲	-	+1
	Emancipation	EP	0	▼	-100.0%	-1
	Non-Family Abuse Protective Order	AP	0	▼	-100.0%	-3
	Truancy	TR	0	▼	-100.0%	-1
Voluntary Continuing Services and Support Agree	VA	0	▼	-100.0%	-1	
	<b>Total</b>		<b>357</b>	<b>▲</b>	<b>23.5%</b>	<b>+68</b>
<b>GRAND TOTAL</b>			<b>640</b>	<b>▲</b>	<b>23.6%</b>	<b>+122</b>

Filings by Major Case Category\*\*

Category	Summary	Change	% Change	Absolute Change
Adult Criminal	111	▼	+1.8%	+2
Child Dependency	84	▲	+90.9%	+40
Child in Need of Services/Supervision	5	▲	+150.0%	+3
Custody and Visitation	214	▲	+7.0%	+14
Delinquency	31	▲	+93.8%	+15
Juvenile Miscellaneous	3	▼	-70.0%	-7
New to Workload Study	6	▲	-	+6
Other	31	▲	-13.9%	-5
Protective Orders	34	▲	-22.7%	-10
Support	113	▲	+151.1%	+68

\* Compared to same time period as previous year  
 10/15/2024 1:35:12PM

\*\* Case Type Categories are defined in the 2017 Virginia Judicial Workload Assessment  
 Source: SCV-SQL-Information

CPSS - JCMS CASELOAD STATISTICS OF THE JUVENILE & DOMESTIC RELATIONS DISTRICT COURTS  
January 2024 thru September 2024 Filings (Compared to January 2023 thru September 2023)

Madison

District: 16 FIPS: 113

Traffic		8	▼	-33.3%	-4
	<b>GRAND TOTAL</b>	<b>640</b>	▲	23.6%	+122

2024 Overall GRAND TOTAL		Distribution of Caseload			Change*		Percentage (%) of Caseload						
2024 2023	1,695	-35	-2.0%		Adult	848	50%	-0.4%	-3		Adult	49.2%	50.0%
					Juvenile	847	50%	-3.6%	-32		Juvenile	50.8%	50.0%
					GRAND TOTAL	1,695	100%	-2.0%	-35		GRAND TOTAL	100%	100%

Filings by Division & Code

Division	Case Type Description	Code	Summary	Change	% Change	Absolute Change	
Adult	Show Cause	SC	211	▲	+17.9%	+32	
	Civil Support	VS	192	▲	+21.5%	+34	
	Misdemeanor	CM	143	▼	-19.2%	-34	
	Other	OT	113	▲	-28.0%	-44	
	Family Abuse - Protective Order	FP	68	▲	+11.5%	+7	
	Felony	CF	46	▲	+35.3%	+12	
	Capias	CA	42	▲	-8.7%	-4	
	Motion - Protective Order	MP	11	▲	+10.0%	+1	
	Remand Support	RS	8	▼	-11.1%	-1	
	Violation of Protective Order	PV	7	▲	+75.0%	+3	
	Non-Family Abuse Protective Order	AP	6	▼	-45.5%	-5	
	Bond Forfeiture	BF	1	▼	-50.0%	-1	
	Protective Order	PC	0	▼	-100.0%	-1	
	Restricted License for Non-Support	SL	0	▼	-100.0%	-2	
	Total		848	▼	-0.4%	-3	
Juvenile	Custody Visitation	CV	533	▼	-6.8%	-39	
	Misdemeanor	DM	63	▲	+37.0%	+17	
	Child In Need of Services	CS	28	▲	+12.0%	+3	
	Felony	DF	24	▼	-42.9%	-18	
	Permanency Planning	PH	23	▼	-30.3%	-10	
	Status	ST	23	▲	+43.8%	+7	
	Foster Care Review	FC	20	▲	+81.8%	+9	
	Traffic	T	19	▲	+11.8%	+2	
	Terminate Parental Rights	TP	14	▲	+133.3%	+8	
	Voluntary Continuing Services and Support Agree	VA	14	▲	+250.0%	+10	
	Truancy	TR	12	▲	+20.0%	+2	
	Civil Violation	CI	9	▲	+12.5%	+1	
	Initial Foster Care	IF	9	▲	+50.0%	+3	
	Remand Custody	RC	9	▼	-40.0%	-6	
	Remand Visitation	RV	9	▼	-40.0%	-6	
	Paternity	PT	8	▲	+14.3%	+1	
	Abuse and Neglect	AN	7	▼	-30.0%	-3	
	Other	OT	6	▲	+50.0%	+2	
	Temporary Detention Order	TD	6	▼	-45.5%	-5	
	Capias	CA	2	▲	-	+2	
	Emergency Custody Order	EC	2	▲	+100.0%	+1	
	Motion - Protective Order	MP	2	▼	-33.3%	-1	
	Non-Family Abuse Protective Order	AP	2	▼	-80.0%	-8	
	Special Immigrant Juvenile Status	SI	2	▲	-	+2	
	Emancipation	EP	1	▲	-	+1	
	Family Abuse - Protective Order	FP	0	▼	-100.0%	-1	
	Qualified Residential Treatment	QR	0	▼	-100.0%	-6	
		Total		847	▼	-3.6%	-32
	GRAND TOTAL			1,695	▼	-2.0%	-35

Filings by Major Case Category\*\*

Category	Summary	Change	% Change	Absolute Change
Adult Criminal	378	▼	-2.1%	-8
Child Dependency	87	▲	+14.5%	+11

\* Compared to same time period as previous year  
 10/15/2024 1:35:12PM

\*\* Case Type Categories are defined in the 2017 Virginia Judicial Workload Assessment  
 Source: SCV-SQL-Information

**CPSS - JCMS CASELOAD STATISTICS OF THE JUVENILE & DOMESTIC RELATIONS DISTRICT COURTS**  
 January 2024 thru September 2024 Filings (Compared to January 2023 thru September 2023)

**Orange**

District: 16 FIPS: 137

Child in Need of Services/Supervision	40	▲	+14.3%	+5
Custody and Visitation	541	▲	-6.6%	-38
Delinquency	89	▲	+1.1%	+1
Juvenile Miscellaneous	24	▲	+50.0%	+8
New to Workload Study	11	▲	+37.5%	+3
Other	153	▲	-27.8%	-59
Protective Orders	89	▼	-7.3%	-7
Support	264	▼	+21.7%	+47
Traffic	19	▲	+11.8%	+2
<b>GRAND TOTAL</b>	<b>1,695</b>	▼	-2.0%	-35

2024 Overall GRAND TOTAL		Distribution of Caseload			Change*		Percentage (%) of Caseload		
<b>3,478</b> -3 -0.1% 	Adult	1,565	45%	-2.6% ▼	-41	Adult	2023	2024	
	Juvenile	1,913	55%	2.0% ▲	+38	Juvenile	46.1%	45.0%	
<b>GRAND TOTAL</b>		<b>3,478</b>	100%	-0.1% ▼	-3	<b>GRAND TOTAL</b>	100%	100%	

Filings by Division & Code

Division	Case Type Description	Code	Summary	Change	% Change	Absolute Change	
<b>Adult</b>	Misdemeanor	CM	372	▼	-3.4%	-13	
	Civil Support	VS	321	▲	+8.8%	+26	
	Show Cause	SC	238	▲	+4.4%	+10	
	Other	OT	219	▼	-20.1%	-55	
	Felony	CF	188	▲	+43.5%	+57	
	Family Abuse - Protective Order	FP	114	▼	-10.2%	-13	
	Capias	CA	88	▼	-42.5%	-65	
	Motion - Protective Order	MP	16	▲	+300.0%	+12	
	Non-Family Abuse Protective Order	AP	7	▲	+75.0%	+3	
	Protective Order	PC	1	▲	-	+1	
	Violation of Protective Order	PV	1	▲	-	+1	
	Emergency Custody Order	EC	0	▼	-100.0%	-1	
	Restricted License for Non-Support	SL	0	▼	-100.0%	-3	
	Violation Family Abuse Protective Order	PS	0	▼	-100.0%	-1	
Total			<b>1,565</b>	▼	<b>-2.6%</b>	<b>-41</b>	
<b>Juvenile</b>	Custody Visitation	CV	658	▲	+4.1%	+26	
	Misdemeanor	DM	270	▲	+9.8%	+24	
	Felony	DF	176	▲	+60.0%	+66	
	Civil Violation	CI	147	▲	+5.8%	+8	
	Status	ST	104	▼	-65.7%	-199	
	Abuse and Neglect	AN	83	▼	-9.8%	-9	
	Show Cause	SC	64	▼	-22.9%	-19	
	Traffic	T	62	▲	+5.1%	+3	
	Truancy	TR	58	▲	+93.3%	+28	
	Child In Need of Services	CS	47	▲	+38.2%	+13	
	Special Immigrant Juvenile Status	SI	44	▲	+4,300.0%	+43	
	Permanency Planning	PH	40	▲	+122.2%	+22	
	Non-Family Abuse Protective Order	AP	38	▲	+123.5%	+21	
	Paternity	PT	38	▲	+72.7%	+16	
	Foster Care Review	FC	21	▼	-12.5%	-3	
	Initial Foster Care	IF	21	▲	+16.7%	+3	
	Terminate Parental Rights	TP	19	▲	+216.7%	+13	
	Capias	CA	7	▼	-41.7%	-5	
	Entrustment	ET	4	▲	+100.0%	+2	
	Voluntary Continuing Services and Support Agreem	VA	3	▲	+50.0%	+1	
	Motion - Protective Order	MP	2	▼	-60.0%	-3	
	Temporary Detention Order	TD	2	▼	-86.7%	-13	
	Emancipation	EP	1	▲	-	+1	
	Emergency Custody Order	EC	1	▼	-66.7%	-2	
	Family Abuse - Protective Order	FP	1	▲	-	+1	
	Mental Commitment	MC	1	▲	-	+1	
	Relief of Custody	CR	1	▲	-	+1	
	Other	OT	0	▼	-100.0%	-2	
	Total			<b>1,913</b>	▲	<b>2.0%</b>	<b>+38</b>
	<b>GRAND TOTAL</b>			<b>3,478</b>	▼	<b>-0.1%</b>	<b>-3</b>

\* Compared to same time period as previous year  
 10/15/2024 1:35:12PM

\*\* Case Type Categories are defined in the 2017 Virginia Judicial Workload Assessment  
 Source: SCV-SQL-Information

Filings by Major Case Category\*\*

Category	Summary	Change	% Change	Absolute Change
Adult Criminal	798	▲	-3.5%	-29
Child Dependency	192	▲	+18.5%	+30
Child in Need of Services/Supervision	116	▲	+50.6%	+39
Custody and Visitation	696	▲	+6.4%	+42
Delinquency	506	▲	+15.5%	+68
Juvenile Miscellaneous	105	▲	-65.3%	-198
New to Workload Study	191	▲	+36.4%	+51
Other	223	▲	-24.4%	-72
Protective Orders	178	▲	+13.4%	+21
Support	411	▼	+11.4%	+42
Traffic	62	▲	+5.1%	+3
<b>GRAND TOTAL</b>	<b>3,478</b>	▼	-0.1%	-3

\* Compared to same time period as previous year  
 10/15/2024 1:35:12PM

\*\* Case Type Categories are defined in the 2017 Virginia Judicial Workload Assessment  
 Source: SCV-SQL-Information

2024 Overall GRAND TOTAL		Distribution of Caseload		Change*		Percentage (%) of Caseload		
<b>89</b>	-25 -21.9%	<b>Adult</b>	35 39%	-30.0% ▼	-15	<b>Adult</b>	2023 43.9%	2024 39.3%
2024		<b>Juvenile</b>	54 61%	-15.6% ▼	-10	<b>Juvenile</b>	56.1%	60.7%
2023		<b>GRAND TOTAL</b>	<b>89</b> 100%	-21.9% ▼	-25	<b>GRAND TOTAL</b>	100%	100%

Filings by Division & Code




Division	Case Type Description	Code	Summary	Change	% Change	Absolute Change
<b>Adult</b>	Other	OT	11	▲	+37.5%	+3
	Misdemeanor	CM	10	▲	+25.0%	+2
	Family Abuse - Protective Order	FP	5	▲	+400.0%	+4
	Civil Support	VS	2	▼	-81.8%	-9
	Felony	CF	2	▼	-80.0%	-8
	Show Cause	SC	2	▼	-71.4%	-5
	Capias	CA	1	▼	-80.0%	-4
	Motion - Protective Order	MP	1	▲	-	+1
	Non-Family Abuse Protective Order	AP	1	▲	-	+1
	<b>Total</b>			<b>35</b>	▼	<b>-30.0%</b>
<b>Juvenile</b>	Misdemeanor	DM	12	▼	-14.3%	-2
	Traffic	T	10	▼	-9.1%	-1
	Abuse and Neglect	AN	9	▲	+200.0%	+6
	Status	ST	7	▼	-22.2%	-2
	Felony	DF	6	▼	-14.3%	-1
	Custody Visitation	CV	4	▼	-66.7%	-8
	Special Immigrant Juvenile Status	SI	2	▼	-33.3%	-1
	Child In Need of Services	CS	1	↔	-	-
	Foster Care Review	FC	1	▲	-	+1
	Paternity	PT	1	▲	-	+1
	Truancy	TR	1	↔	-	-
	Non-Family Abuse Protective Order	AP	0	▼	-100.0%	-2
	Permanency Planning	PH	0	▼	-100.0%	-1
	<b>Total</b>			<b>54</b>	▼	<b>-15.6%</b>
<b>GRAND TOTAL</b>			<b>89</b>	▼	-21.9%	-25

Filings by Major Case Category\*\*

Category	Summary	Change	% Change	Absolute Change	
Adult Criminal	15	▼	-50.0%	-15	
Child Dependency	10	▲	+150.0%	+6	
Child in Need of Services/Supervision	2	↔	-	0	
Custody and Visitation	5	▲	-58.3%	-7	
Delinquency	18	▼	-14.3%	-3	
Juvenile Miscellaneous	7	▼	-22.2%	-2	
New to Workload Study	2	▼	-33.3%	-1	
Other	11	▲	+37.5%	+3	
Protective Orders	7	▲	+133.3%	+4	
Support	2	▼	-81.8%	-9	
Traffic	10	▼	-9.1%	-1	
<b>GRAND TOTAL</b>		<b>89</b>	▼	-21.9%	-25

\* Compared to same time period as previous year  
 10/15/2024 1:35:12PM

\*\* Case Type Categories are defined in the 2017 Virginia Judicial Workload Assessment  
 Source: SCV-SQL-Information

2024 Overall GRAND TOTAL		Distribution of Caseload			Change*		Percentage (%) of Caseload		
<b>3,107</b>	-336 -9.8%	<b>Adult</b>	1,571	51%	-9.0% ▼	-156	<b>Adult</b>	50.2%	50.6%
2024 		<b>Juvenile</b>	1,536	49%	-10.5% ▼	-180	<b>Juvenile</b>	49.8%	49.4%
2023 		<b>GRAND TOTAL</b>	<b>3,107</b>	100%	-9.8% ▼	-336	<b>GRAND TOTAL</b>	100%	100%

Filings by Division & Code

Division	Case Type Description	Code	Summary	Change	% Change	Absolute Change
<b>Adult</b>	Misdemeanor	CM	392	▼	-18.7%	-90
	Other	OT	377	▼	-21.5%	-103
	Civil Support	VS	333	▲	+17.7%	+50
	Family Abuse - Protective Order	FP	146	▲	+24.8%	+29
	Felony	CF	102	▼	-20.3%	-26
	Show Cause	SC	88	▼	-3.3%	-3
	Capias	CA	75	▼	-10.7%	-9
	Bond Forfeiture	BF	18	▲	-	+18
	Protective Order	PC	17	▼	-45.2%	-14
	Motion - Protective Order	MP	9	▼	-18.2%	-2
	Violation of Protective Order	PV	8	▼	-11.1%	-1
	Non-Family Abuse Protective Order	AP	4	▼	-50.0%	-4
	Remand Support	RS	2	▲	-	+2
	Restricted License for Non-Support	SL	0	▼	-100.0%	-3
Total			<b>1,571</b>	▼	<b>-9.0%</b>	<b>-156</b>
<b>Juvenile</b>	Custody Visitation	CV	710	▼	-15.5%	-130
	Misdemeanor	DM	226	▲	+7.6%	+16
	Status	ST	124	▼	-32.6%	-60
	Felony	DF	113	▼	-15.7%	-21
	Traffic	T	42	▲	+5.0%	+2
	Paternity	PT	38	▲	+111.1%	+20
	Motion - Protective Order	MP	37	▲	+208.3%	+25
	Foster Care Review	FC	34	▼	-26.1%	-12
	Permanency Planning	PH	31	▼	-8.8%	-3
	Other	OT	27	▲	+42.1%	+8
	Non-Family Abuse Protective Order	AP	25	▲	+38.9%	+7
	Special Immigrant Juvenile Status	SI	18	▲	-	+18
	Initial Foster Care	IF	16	▼	-27.3%	-6
	Abuse and Neglect	AN	15	▼	-69.4%	-34
	Truancy	TR	15	▼	-34.8%	-8
	Terminate Parental Rights	TP	12	▲	+71.4%	+5
	Temporary Detention Order	TD	11	↔	-	-
	Show Cause	SC	10	▲	+100.0%	+5
	Voluntary Continuing Services and Support Agreen	VA	8	▲	+60.0%	+3
	Civil Violation	CI	6	▼	-45.5%	-5
	Emergency Custody Order	EC	6	▼	-45.5%	-5
	Child In Need of Services	CS	3	▲	+200.0%	+2
	Entrustment	ET	2	▼	-33.3%	-1
	Family Abuse - Protective Order	FP	2	▲	-	+2
	Mental Commitment	MC	2	▲	-	+2
	Emancipation	EP	1	↔	-	-
	Protective Order	PC	1	▼	-50.0%	-1
	Relief of Custody	CR	1	▼	-66.7%	-2
	Capias	CA	0	▼	-100.0%	-1
	Juvenile Support	JS	0	▼	-100.0%	-1
	Qualified Residential Treatment	QR	0	▼	-100.0%	-3
	Remand Custody	RC	0	▼	-100.0%	-1
	Remand Visitation	RV	0	▼	-100.0%	-1
	Total			<b>1,536</b>	▼	<b>-10.5%</b>
<b>GRAND TOTAL</b>			<b>3,107</b>	▼	<b>-9.8%</b>	<b>-336</b>

\* Compared to same time period as previous year  
 10/15/2024 1:35:12PM

\*\* Case Type Categories are defined in the 2017 Virginia Judicial Workload Assessment  
 Source: SCV-SQL-Information



Filings by Major Case Category\*\*

Category	Summary	Change	% Change	Absolute Change
Adult Criminal	667	▲	-14.7%	-115
Child Dependency	119	▼	-30.8%	-53
Child in Need of Services/Supervision	18	▲	-30.8%	-8
Custody and Visitation	748	▲	-12.8%	-110
Delinquency	350	▲		0
Juvenile Miscellaneous	125	▼	-32.4%	-60
New to Workload Study	24	▲	+118.2%	+13
Other	425	▲	-18.7%	-98
Protective Orders	223	▲	+34.3%	+57
Support	366	▼	+10.9%	+36
Traffic	42	▲	+5.0%	+2
<b>GRAND TOTAL</b>	<b>3,107</b>	▼	-9.8%	-336

\* Compared to same time period as previous year  
 10/15/2024 1:35:12PM

\*\* Case Type Categories are defined in the 2017 Virginia Judicial Workload Assessment  
 Source: SCV-SQL-Information

2024 Overall GRAND TOTAL		Distribution of Caseload			Change*		Percentage (%) of Caseload		
<b>19,189</b>	-1,921 -9.1%	<b>Adult</b>	9,003	47%	-10.6% ▼	-1,063	<b>Adult</b>	47.7%	46.9%
2024		<b>Juvenile</b>	10,186	53%	-7.8% ▼	-858	<b>Juvenile</b>	52.3%	53.1%
2023		<b>GRAND TOTAL</b>	<b>19,189</b>	100%	-9.1% ▼	-1,921	<b>GRAND TOTAL</b>	100%	100%

Filings by Division & Code

Division	Case Type Description	Code	Summary	Change	% Change	Absolute Change
<b>Adult</b>	Misdemeanor	CM	2,317	▲	+0.3%	+7
	Civil Support	VS	1,719	▼	-10.6%	-204
	Other	OT	1,640	▼	-36.8%	-953
	Felony	CF	993	▲	+18.2%	+153
	Show Cause	SC	944	▼	-2.5%	-24
	Family Abuse - Protective Order	FP	862	▲	+5.9%	+48
	Capias	CA	384	▼	-16.5%	-76
	Protective Order	PC	46	▲	+35.3%	+12
	Remand Support	RS	45	▼	-8.2%	-4
	Non-Family Abuse Protective Order	AP	32	▼	-11.1%	-4
	Violation of Protective Order	PV	12	▼	-33.3%	-6
	Violation Family Abuse Protective Order	PS	6	▲	+200.0%	+4
	Motion - Protective Order	MP	2	↔	-	-
	Restricted License for Non-Support	SL	1	▲	-	+1
Bond Forfeiture	BF	0	▼	-100.0%	-17	
	<b>Total</b>		<b>9,003</b>	▼	<b>-10.6%</b>	<b>-1,063</b>
<b>Juvenile</b>	Custody Visitation	CV	4,404	▼	-9.4%	-457
	Status	ST	1,384	▼	-17.8%	-300
	Misdemeanor	DM	1,165	▼	-10.9%	-143
	Traffic	T	832	▼	-6.2%	-55
	Felony	DF	633	▲	+1.3%	+8
	Special Immigrant Juvenile Status	SI	356	▲	+70.3%	+147
	Paternity	PT	187	▲	+10.0%	+17
	Temporary Detention Order	TD	185	▲	+2.2%	+4
	Abuse and Neglect	AN	153	▼	-1.3%	-2
	Permanency Planning	PH	121	▲	+0.8%	+1
	Show Cause	SC	121	▼	-11.0%	-15
	Foster Care Review	FC	108	▲	+5.9%	+6
	Capias	CA	99	▼	-16.8%	-20
	Initial Foster Care	IF	78	▲	+14.7%	+10
	Remand Custody	RC	54	▲	+12.5%	+6
	Remand Visitation	RV	54	▲	+12.5%	+6
	Non-Family Abuse Protective Order	AP	49	▼	-22.2%	-14
	Civil Violation	CI	47	↔	-	-
	Terminate Parental Rights	TP	42	▼	-19.2%	-10
	Truancy	TR	34	▼	-40.4%	-23
	Voluntary Continuing Services and Support Agree	VA	24	▲	+9.1%	+2
	Emergency Custody Order	EC	20	▼	-25.9%	-7
	Other	OT	11	▲	+266.7%	+8
	Child In Need of Services	CS	7	▼	-41.7%	-5
	Family Abuse - Protective Order	FP	4	▼	-76.5%	-13
	Motion - Protective Order	MP	4	▼	-55.6%	-5
	Emancipation	EP	3	▼	-25.0%	-1
	Violation Family Abuse Protective Order	PS	3	▲	-	+3
	Entrustment	ET	2	↔	-	-
	Protective Order	PC	2	▼	-50.0%	-2
	Child at Risk	RI	0	▼	-100.0%	-1
	Qualified Residential Treatment	QR	0	▼	-100.0%	-2
	Relief of Custody	CR	0	▼	-100.0%	-1
		<b>Total</b>		<b>10,186</b>	▼	<b>-7.8%</b>
	<b>GRAND TOTAL</b>		<b>19,189</b>	▼	<b>-9.1%</b>	<b>-1,921</b>

\* Compared to same time period as previous year  
 10/15/2024 1:35:12PM

\*\* Case Type Categories are defined in the 2017 Virginia Judicial Workload Assessment  
 Source: SCV-SQL-Information

Filings by Major Case Category\*\*

Category	Summary	Change	% Change	Absolute Change
Adult Criminal	4,193	▲	+0.5%	+21
Child Dependency	528	▼	+0.6%	+3
Child in Need of Services/Supervision	46	▼	-40.3%	-31
Custody and Visitation	4,600	▼	-8.8%	-445
Delinquency	2,009	▲	-7.4%	-161
Juvenile Miscellaneous	1,387	▼	-17.8%	-301
New to Workload Study	403	▲	+57.4%	+147
Other	2,009	▲	-31.9%	-940
Protective Orders	953	▼	+1.3%	+12
Support	2,229	▲	-7.1%	-171
Traffic	832	▼	-6.2%	-55
<b>GRAND TOTAL</b>	<b>19,189</b>	▼	-9.1%	-1,921

\* Compared to same time period as previous year  
 10/15/2024 1:35:12PM

\*\* Case Type Categories are defined in the 2017 Virginia Judicial Workload Assessment  
 Source: SCV-SQL-Information

2024 Overall GRAND TOTAL		Distribution of Caseload		Change*		Percentage (%) of Caseload			
<b>1,964</b>	-60 -3.0%	<b>Adult</b>	845	43%	-5.3% ▼	-47	<b>Adult</b>	44.1%	43.0%
2024		<b>Juvenile</b>	1,119	57%	-1.1% ▼	-13	<b>Juvenile</b>	55.9%	57.0%
2023		<b>GRAND TOTAL</b>	<b>1,964</b>	100%	-3.0% ▼	-60	<b>GRAND TOTAL</b>	100%	100%

Filings by Division & Code

Division	Case Type Description	Code	Summary	Change	% Change	Absolute Change
<b>Adult</b>	Civil Support	VS	200	▼	-9.5%	-21
	Misdemeanor	CM	176	▼	-10.7%	-21
	Show Cause	SC	152	▲	+13.4%	+18
	Other	OT	91	▼	-17.3%	-19
	Family Abuse - Protective Order	FP	83	▲	+9.2%	+7
	Felony	CF	48	▼	-32.4%	-23
	Capias	CA	41	▼	-6.8%	-3
	Motion - Protective Order	MP	22	▼	-12.0%	-3
	Remand Support	RS	21	▲	+250.0%	+15
	Violation of Protective Order	PV	9	▲	+350.0%	+7
	Non-Family Abuse Protective Order	AP	1	▼	-80.0%	-4
	Protective Order	PC	1	▲	-	+1
	Criminal Support	CS	0	▼	-100.0%	-1
		<b>Total</b>		<b>845</b>	▼	<b>-5.3%</b>
<b>Juvenile</b>	Custody Visitation	CV	672	▼	-2.9%	-20
	Misdemeanor	DM	112	▼	-14.5%	-19
	Traffic	T	82	▼	-16.3%	-16
	Abuse and Neglect	AN	39	▲	+116.7%	+21
	Felony	DF	30	▼	-49.2%	-29
	Motion - Protective Order	MP	30	▲	+275.0%	+22
	Remand Custody	RC	23	▲	+155.6%	+14
	Remand Visitation	RV	22	▲	+175.0%	+14
	Foster Care Review	FC	18	▼	-5.3%	-1
	Initial Foster Care	IF	14	▲	+40.0%	+4
	Child In Need of Services	CS	11	▲	+83.3%	+5
	Terminate Parental Rights	TP	7	▼	-12.5%	-1
	Truancy	TR	7	↔	-	-
	Permanency Planning	PH	6	▼	-68.4%	-13
	Status	ST	6	▼	-25.0%	-2
	Voluntary Continuing Services and Support Agreem	VA	6	▲	+500.0%	+5
	Civil Violation	CI	5	▼	-28.6%	-2
	Relief of Custody	CR	5	▲	+400.0%	+4
	Child at Risk	RI	4	▲	-	+4
	Entrustment	ET	4	▲	+100.0%	+2
	Non-Family Abuse Protective Order	AP	4	▲	+33.3%	+1
	Family Abuse - Protective Order	FP	3	▲	-	+3
	Other	OT	3	▲	-	+3
	Temporary Detention Order	TD	3	▼	-40.0%	-2
	Paternity	PT	2	▼	-66.7%	-4
	Emergency Custody Order	EC	1	↔	-	-
	Capias	CA	0	▼	-100.0%	-1
	Emancipation	EP	0	▼	-100.0%	-1
	Juvenile Support	JS	0	▼	-100.0%	-1
	Mental Commitment	MC	0	▼	-100.0%	-1
	Qualified Residential Treatment	QR	0	▼	-100.0%	-1
	Show Cause	SC	0	▼	-100.0%	-1
		<b>Total</b>		<b>1,119</b>	▼	<b>-1.1%</b>
	<b>GRAND TOTAL</b>		<b>1,964</b>	▼	<b>-3.0%</b>	<b>-60</b>

\* Compared to same time period as previous year  
 10/15/2024 1:35:12PM

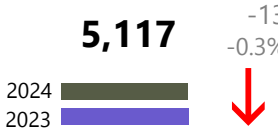
\*\* Case Type Categories are defined in the 2017 Virginia Judicial Workload Assessment  
 Source: SCV-SQL-Information

Filings by Major Case Category\*\*

Category	Summary	Change	% Change	Absolute Change
Adult Criminal	366	▲	-8.7%	-35
Child Dependency	103	▲	+30.4%	+24
Child in Need of Services/Supervision	18	▲	+38.5%	+5
Custody and Visitation	674	▼	-3.4%	-24
Delinquency	142	▼	-26.0%	-50
Juvenile Miscellaneous	6	▼	-33.3%	-3
New to Workload Study	5	▼	-28.6%	-2
Other	164	▲	+17.1%	+24
Protective Orders	143	▲	+22.2%	+26
Support	261	▼	-3.3%	-9
Traffic	82	▼	-16.3%	-16
<b>GRAND TOTAL</b>	<b>1,964</b>	▼	-3.0%	-60

\* Compared to same time period as previous year  
 10/15/2024 1:35:12PM

\*\* Case Type Categories are defined in the 2017 Virginia Judicial Workload Assessment  
 Source: SCV-SQL-Information

2024 Overall GRAND TOTAL		Distribution of Caseload			Change*		Percentage (%) of Caseload		
<b>5,117</b> -13 -0.3% 		<b>Adult</b>	2,375	46%	-5.8% ▼	-145	<b>Adult</b>	49.1%	46.4%
		<b>Juvenile</b>	2,742	54%	5.1% ▲	+132	<b>Juvenile</b>	50.9%	53.6%
		<b>GRAND TOTAL</b>	<b>5,117</b>	100%	-0.3% ▼	-13	<b>GRAND TOTAL</b>	100%	100%

Filings by Division & Code

Division	Case Type Description	Code	Summary	Change	% Change	Absolute Change	
<b>Adult</b>	Misdemeanor	CM	551	▼	-10.1%	-62	
	Civil Support	VS	393	▼	-12.9%	-58	
	Show Cause	SC	386	▲	+9.7%	+34	
	Other	OT	364	▼	-11.4%	-47	
	Family Abuse - Protective Order	FP	221	▼	-13.3%	-34	
	Felony	CF	221	▲	+12.2%	+24	
	Capias	CA	134	↔		-	
	Violation of Protective Order	PV	43	▲	+290.9%	+32	
	Motion - Protective Order	MP	35	▼	-12.5%	-5	
	Remand Support	RS	21	▼	-54.3%	-25	
	Non-Family Abuse Protective Order	AP	4	▼	-55.6%	-5	
	Restricted License for Non-Support	SL	2	▲	+100.0%	+1	
		<b>Total</b>		<b>2,375</b>	▼	<b>-5.8%</b>	<b>-145</b>
<b>Juvenile</b>	Custody Visitation	CV	1,219	▲	+4.2%	+49	
	Misdemeanor	DM	567	▲	+40.0%	+162	
	Traffic	T	430	▼	-24.8%	-142	
	Felony	DF	178	▲	+40.2%	+51	
	Temporary Detention Order	TD	32	▼	-17.9%	-7	
	Terminate Parental Rights	TP	29	▲	+190.0%	+19	
	Mental Commitment	MC	28	↔		-	
	Foster Care Review	FC	26	▲	+52.9%	+9	
	Abuse and Neglect	AN	24	▲	+20.0%	+4	
	Permanency Planning	PH	23	▼	-11.5%	-3	
	Status	ST	23	▲	+15.0%	+3	
	Initial Foster Care	IF	22	▲	+340.0%	+17	
	Remand Custody	RC	22	▼	-40.5%	-15	
	Remand Visitation	RV	22	▼	-40.5%	-15	
	Paternity	PT	18	▲	+12.5%	+2	
	Show Cause	SC	18	▲	+38.5%	+5	
	Truancy	TR	17	▲	+142.9%	+10	
	Emergency Custody Order	EC	13	↔		-	
	Motion - Protective Order	MP	9	▲	+125.0%	+5	
	Non-Family Abuse Protective Order	AP	7	▼	-56.3%	-9	
	Child In Need of Services	CS	6	↔		-	
	Capias	CA	4	↔		-	
	Civil Violation	CI	2	▼	-33.3%	-1	
	Family Abuse - Protective Order	FP	1	↔		-	
	Relief of Custody	CR	1	↔		-	
	Voluntary Continuing Services and Support Agreem	VA	1	▼	-50.0%	-1	
	Entrustment	ET	0	▼	-100.0%	-4	
	Other	OT	0	▼	-100.0%	-3	
	Qualified Residential Treatment	QR	0	▼	-100.0%	-4	
		<b>Total</b>		<b>2,742</b>	▲	<b>5.1%</b>	<b>+132</b>
		<b>GRAND TOTAL</b>		<b>5,117</b>	▼	<b>-0.3%</b>	<b>-13</b>

Filings by Major Case Category\*\*

Category	Summary	Change	% Change	Absolute Change
Adult Criminal	1,189	▲	-0.8%	-10
Child Dependency	126	▲	+41.6%	+37

\* Compared to same time period as previous year  
 10/15/2024 1:35:12PM

\*\* Case Type Categories are defined in the 2017 Virginia Judicial Workload Assessment  
 Source: SCV-SQL-Information

Child in Need of Services/Supervision	23	▲	+76.9%	+10
Custody and Visitation	1,237	▲	+4.3%	+51
Delinquency	767	▲	+39.7%	+218
Juvenile Miscellaneous	23	▲	+15.0%	+3
New to Workload Study	2	▼	-33.3%	-1
Other	502	▼	-18.2%	-112
Protective Orders	277	▼	-14.8%	-48
Support	541	▲	-3.4%	-19
Traffic	430	▼	-24.8%	-142
<b>GRAND TOTAL</b>	<b>5,117</b>	▼	-0.3%	-13

2024 Overall GRAND TOTAL		Distribution of Caseload		Change*		Percentage (%) of Caseload		
<b>222</b>	-15 -6.3%	<b>Adult</b>	94 42%	-14.5% ▼	-16	<b>Adult</b>	2023 46.4%	2024 42.3%
2024		<b>Juvenile</b>	128 58%	0.8% ▲	+1	<b>Juvenile</b>	53.6%	57.7%
2023		<b>GRAND TOTAL</b>	<b>222</b> 100%	-6.3% ▼	-15	<b>GRAND TOTAL</b>	100%	100%

**Filings by Division & Code**

Division	Case Type Description	Code	Summary	Change	% Change	Absolute Change
<b>Adult</b>	Civil Support	VS	23	▲	+64.3%	+9
	Misdemeanor	CM	17	▼	-52.8%	-19
	Felony	CF	15	▼	-25.0%	-5
	Other	OT	14	▼	-39.1%	-9
	Show Cause	SC	12	▲	+140.0%	+7
	Family Abuse - Protective Order	FP	6	↔		-
	Remand Support	RS	3	▲	+50.0%	+1
	Capias	CA	2	▲	+100.0%	+1
	Motion - Protective Order	MP	2	▲	-	+2
	Non-Family Abuse Protective Order	AP	0	▼	-100.0%	-2
	Violation of Protective Order	PV	0	▼	-100.0%	-1
		<b>Total</b>		<b>94</b>	▼	<b>-14.5%</b>
<b>Juvenile</b>	Custody Visitation	CV	62	▼	-22.5%	-18
	Traffic	T	23	▲	+53.3%	+8
	Misdemeanor	DM	18	▼	-18.2%	-4
	Remand Custody	RC	6	▲	+200.0%	+4
	Remand Visitation	RV	6	▲	+200.0%	+4
	Child In Need of Services	CS	4	▲	-	+4
	Felony	DF	4	▲	+100.0%	+2
	Capias	CA	1	▲	-	+1
	Foster Care Review	FC	1	▲	-	+1
	Initial Foster Care	IF	1	▲	-	+1
	Paternity	PT	1	▲	-	+1
	Status	ST	1	▲	-	-
	Show Cause	SC	0	▼	-100.0%	-1
	Special Immigrant Juvenile Status	SI	0	▼	-100.0%	-2
		<b>Total</b>		<b>128</b>	▲	<b>0.8%</b>
<b>GRAND TOTAL</b>			<b>222</b>	▼	<b>-6.3%</b>	<b>-15</b>

**Filings by Major Case Category\*\***

Category	Summary	Change	% Change	Absolute Change	
Adult Criminal	39	▼	-37.1%	-23	
Child Dependency	2	▲	-	+2	
Child in Need of Services/Supervision	4	▲	-	+4	
Custody and Visitation	63	▲	-21.3%	-17	
Delinquency	23	▲	-8.0%	-2	
Juvenile Miscellaneous	1	▲		0	
New to Workload Study	0	▼	-100.0%	-2	
Other	29	▲		0	
Protective Orders	8	▲		0	
Support	30	▲	+100.0%	+15	
Traffic	23	▲	+53.3%	+8	
<b>GRAND TOTAL</b>		<b>222</b>	▼	<b>-6.3%</b>	<b>-15</b>

\* Compared to same time period as previous year  
 10/15/2024 1:35:12PM

\*\* Case Type Categories are defined in the 2017 Virginia Judicial Workload Assessment  
 Source: SCV-SQL-Information



2024 Overall GRAND TOTAL		Distribution of Caseload			Change*		Percentage (%) of Caseload		
<b>2,859</b>	-38 -1.3%	<b>Adult</b>	1,354	47%	-5.2% ▼	-75	<b>Adult</b>	49.3%	47.4%
		<b>Juvenile</b>	1,505	53%	2.5% ▲	+37	<b>Juvenile</b>	50.7%	52.6%
		<b>GRAND TOTAL</b>	<b>2,859</b>	100%	-1.3% ▼	-38	<b>GRAND TOTAL</b>	100%	100%

Filings by Division & Code

Division	Case Type Description	Code	Summary	Change	% Change	Absolute Change	
<b>Adult</b>	Civil Support	VS	325	▼	-11.4%	-42	
	Show Cause	SC	289	▲	+50.5%	+97	
	Misdemeanor	CM	243	▼	-12.6%	-35	
	Other	OT	195	▼	-13.7%	-31	
	Family Abuse - Protective Order	FP	99	▼	-26.1%	-35	
	Capias	CA	75	▼	-15.7%	-14	
	Felony	CF	74	▼	-32.1%	-35	
	Motion - Protective Order	MP	25	▲	+47.1%	+8	
	Violation of Protective Order	PV	8	▲	+33.3%	+2	
	Non-Family Abuse Protective Order	AP	5	▲	+400.0%	+4	
	Protective Order	PC	5	▼	-44.4%	-4	
	Remand Support	RS	5	▲	+400.0%	+4	
	Restricted License for Non-Support	SL	4	▲	-	+4	
	Bond Forfeiture	BF	2	▲	-	+2	
	<b>Total</b>		<b>1,354</b>	▼	<b>-5.2%</b>	<b>-75</b>	
<b>Juvenile</b>	Custody Visitation	CV	987	▼	-2.9%	-29	
	Misdemeanor	DM	90	▲	+28.6%	+20	
	Abuse and Neglect	AN	63	▼	-3.1%	-2	
	Paternity	PT	54	▲	+5.9%	+3	
	Foster Care Review	FC	48	▲	+9.1%	+4	
	Permanency Planning	PH	48	▲	+23.1%	+9	
	Status	ST	48	▼	-2.0%	-1	
	Traffic	T	48	▲	+33.3%	+12	
	Initial Foster Care	IF	25	▲	+19.0%	+4	
	Temporary Detention Order	TD	18	▲	+157.1%	+11	
	Felony	DF	16	▼	-11.1%	-2	
	Terminate Parental Rights	TP	14	▼	-6.7%	-1	
	Remand Custody	RC	10	▲	+400.0%	+8	
	Remand Visitation	RV	10	▲	+400.0%	+8	
	Special Immigrant Juvenile Status	SI	8	▲	+166.7%	+5	
	Capias	CA	3	▲	-	+3	
	Relief of Custody	CR	3	▼	-72.7%	-8	
	Emergency Custody Order	EC	2	↔	-	-	
	Juvenile Support	JS	2	▲	-	+2	
	Show Cause	SC	2	▲	-	+2	
	Child In Need of Services	CS	1	▼	-50.0%	-1	
	Emancipation	EP	1	▲	-	+1	
	Mental Commitment	MC	1	▲	-	+1	
	Motion - Protective Order	MP	1	▼	-85.7%	-6	
	Non-Family Abuse Protective Order	AP	1	▼	-66.7%	-2	
	Other	OT	1	↔	-	-	
	Child at Risk	RI	0	▼	-100.0%	-1	
	Qualified Residential Treatment	QR	0	▼	-100.0%	-1	
	Voluntary Continuing Services and Support Agreem	VA	0	▼	-100.0%	-2	
		<b>Total</b>		<b>1,505</b>	▲	<b>2.5%</b>	<b>+37</b>
	<b>GRAND TOTAL</b>			<b>2,859</b>	▼	<b>-1.3%</b>	<b>-38</b>

\* Compared to same time period as previous year  
 10/15/2024 1:35:12PM

\*\* Case Type Categories are defined in the 2017 Virginia Judicial Workload Assessment  
 Source: SCV-SQL-Information

Filings by Major Case Category\*\*

Category	Summary	Change	% Change	Absolute Change
Adult Criminal	550	▲	-8.6%	-52
Child Dependency	201	▼	+1.0%	+2
Child in Need of Services/Supervision	1	▼	-50.0%	-1
Custody and Visitation	1,041	▲	-2.4%	-26
Delinquency	111	▲	+26.1%	+23
Juvenile Miscellaneous	49	▲		0
New to Workload Study	8	▲	+166.7%	+5
Other	242	▲	+0.4%	+1
Protective Orders	131	▲	-19.1%	-31
Support	477	▲	+6.5%	+29
Traffic	48	▲	+33.3%	+12
<b>GRAND TOTAL</b>	<b>2,859</b>	▼	-1.3%	-38

\* Compared to same time period as previous year  
 10/15/2024 1:35:12PM

\*\* Case Type Categories are defined in the 2017 Virginia Judicial Workload Assessment  
 Source: SCV-SQL-Information

2024 Overall GRAND TOTAL		Distribution of Caseload		Change*		Percentage (%) of Caseload			
<b>838</b>	-203 -19.5%	<b>Adult</b>	480	57%	-17.4% ▼	-101	<b>Adult</b>	55.8%	57.3%
2024		<b>Juvenile</b>	358	43%	-22.2% ▼	-102	<b>Juvenile</b>	44.2%	42.7%
2023		<b>GRAND TOTAL</b>	<b>838</b>	100%	-19.5% ▼	-203	<b>GRAND TOTAL</b>	100%	100%

Filings by Division & Code

Division	Case Type Description	Code	Summary	Change	% Change	Absolute Change
<b>Adult</b>	Show Cause	SC	131	▲	+13.9%	+16
	Civil Support	VS	104	▼	-31.6%	-48
	Misdemeanor	CM	99	▼	-6.6%	-7
	Other	OT	71	▼	-9.0%	-7
	Felony	CF	26	▼	-49.0%	-25
	Family Abuse - Protective Order	FP	22	▼	-31.3%	-10
	Capias	CA	17	▼	-52.8%	-19
	Motion - Protective Order	MP	5	▲	+66.7%	+2
	Violation of Protective Order	PV	4	↔		-
	Protective Order	PC	1	▲	-	+1
	Non-Family Abuse Protective Order	AP	0	▼	-100.0%	-1
	Remand Support	RS	0	▼	-100.0%	-1
	Restricted License for Non-Support	SL	0	▼	-100.0%	-2
	<b>Total</b>		<b>480</b>	▼	<b>-17.4%</b>	<b>-101</b>
<b>Juvenile</b>	Custody Visitation	CV	220	▼	-22.5%	-64
	Misdemeanor	DM	35	▼	-22.2%	-10
	Traffic	T	22	▲	+4.8%	+1
	Felony	DF	15	▼	-34.8%	-8
	Permanency Planning	PH	11	▲	+37.5%	+3
	Paternity	PT	9	▲	+12.5%	+1
	Temporary Detention Order	TD	8	▲	+33.3%	+2
	Child at Risk	RI	7	▼	-41.7%	-5
	Truancy	TR	6	▼	-25.0%	-2
	Emergency Custody Order	EC	5	▲	+25.0%	+1
	Abuse and Neglect	AN	4	▼	-50.0%	-4
	Foster Care Review	FC	3	▼	-40.0%	-2
	Motion - Protective Order	MP	3	▲	-	+3
	Relief of Custody	CR	3	▼	-25.0%	-1
	Capias	CA	1	▼	-50.0%	-1
	Child In Need of Services	CS	1	↔		-
	Initial Foster Care	IF	1	▼	-50.0%	-1
	Remand Custody	RC	1	▼	-85.7%	-6
	Remand Visitation	RV	1	▼	-83.3%	-5
	Status	ST	1	▲	-	+1
	Voluntary Continuing Services and Support Agreem	VA	1	↔		-
	Civil Violation	CI	0	▼	-100.0%	-3
	Qualified Residential Treatment	QR	0	▼	-100.0%	-1
	Special Immigrant Juvenile Status	SI	0	▼	-100.0%	-1
		<b>Total</b>		<b>358</b>	▼	<b>-22.2%</b>
	<b>GRAND TOTAL</b>		<b>838</b>	▼	<b>-19.5%</b>	<b>-203</b>

Filings by Major Case Category\*\*

Category	Summary	Change	% Change	Absolute Change
Adult Criminal	197	▲	-24.2%	-63
Child Dependency	30	▼	-26.8%	-11
Child in Need of Services/Supervision	7	▼	-22.2%	-2
Custody and Visitation	229	▼	-21.6%	-63
Delinquency	51	▼	-27.1%	-19

Juvenile Miscellaneous	1	▲	-	+1
New to Workload Study	0	▼	-100.0%	-4
Other	86	▼	-15.7%	-16
Protective Orders	30	▲	-16.7%	-6
Support	185	▼	-10.2%	-21
Traffic	22	▲	+4.8%	+1
<b>GRAND TOTAL</b>	<b>838</b>	▼	-19.5%	-203

2024 Overall GRAND TOTAL		Distribution of Caseload		Change*		Percentage (%) of Caseload		
<b>1,029</b>	+176 20.6%	<b>Adult</b>	425 41%	27.6% ▲	+92	<b>Adult</b>	39.0%	41.3%
2024		<b>Juvenile</b>	604 59%	16.2% ▲	+84	<b>Juvenile</b>	61.0%	58.7%
2023		<b>GRAND TOTAL</b>	<b>1,029</b> 100%	20.6% ▲	+176	<b>GRAND TOTAL</b>	100%	100%

Filings by Division & Code

Division	Case Type Description	Code	Summary	Change	% Change	Absolute Change
<b>Adult</b>	Misdemeanor	CM	104	▲	+44.4%	+32
	Civil Support	VS	92	▲	+13.6%	+11
	Show Cause	SC	74	▲	+54.2%	+26
	Felony	CF	47	▲	+62.1%	+18
	Other	OT	46	▲	+53.3%	+16
	Family Abuse - Protective Order	FP	38	▲	+2.7%	+1
	Motion - Protective Order	MP	11	▲	+10.0%	+1
	Capias	CA	7	▼	-58.8%	-10
	Remand Support	RS	5	▲	+25.0%	+1
	Non-Family Abuse Protective Order	AP	1	▼	-66.7%	-2
	Restricted License for Non-Support	SL	0	▼	-100.0%	-2
		<b>Total</b>		<b>425</b>	<b>▲</b>	<b>27.6%</b>
<b>Juvenile</b>	Custody Visitation	CV	324	▲	+3.8%	+12
	Abuse and Neglect	AN	62	▼	-4.6%	-3
	Permanency Planning	PH	53	▲	+253.3%	+38
	Terminate Parental Rights	TP	25	▲	-	+25
	Foster Care Review	FC	24	▲	+84.6%	+11
	Misdemeanor	DM	23	▲	+21.1%	+4
	Initial Foster Care	IF	19	▼	-9.5%	-2
	Remand Custody	RC	15	▲	+36.4%	+4
	Remand Visitation	RV	14	▲	+55.6%	+5
	Paternity	PT	11	▼	-31.3%	-5
	Traffic	T	11	▼	-31.3%	-5
	Felony	DF	9	▼	-30.8%	-4
	Motion - Protective Order	MP	3	▲	+200.0%	+2
	Child In Need of Services	CS	2	▲	+100.0%	+1
	Show Cause	SC	2	▲	-	+2
	Temporary Detention Order	TD	2	▲	+100.0%	+1
	Voluntary Continuing Services and Support Agreem	VA	2	▲	-	+2
	Capias	CA	1	▲	-	+1
	Emergency Custody Order	EC	1	▼	-50.0%	-1
	Non-Family Abuse Protective Order	AP	1	▼	-50.0%	-1
	Child at Risk	RI	0	▼	-100.0%	-1
	Relief of Custody	CR	0	▼	-100.0%	-1
	Status	ST	0	▼	-100.0%	-1
	<b>Total</b>		<b>604</b>	<b>▲</b>	<b>16.2%</b>	<b>+84</b>
	<b>GRAND TOTAL</b>		<b>1,029</b>	<b>▲</b>	<b>20.6%</b>	<b>+176</b>

Filings by Major Case Category\*\*

Category	Summary	Change	% Change	Absolute Change
Adult Criminal	204	▲	+35.1%	+53
Child Dependency	185	▲	+59.5%	+69
Child in Need of Services/Supervision	2	▲	+100.0%	+1
Custody and Visitation	335	▼	+2.1%	+7
Delinquency	35	▲	+9.4%	+3
Juvenile Miscellaneous	0	▼	-100.0%	-1
Other	83	▲	+45.6%	+26
Protective Orders	54	▲	+1.9%	+1

\* Compared to same time period as previous year  
 10/15/2024 1:35:12PM

\*\* Case Type Categories are defined in the 2017 Virginia Judicial Workload Assessment  
 Source: SCV-SQL-Information

**CPSS - JCMS CASELOAD STATISTICS OF THE JUVENILE & DOMESTIC RELATIONS DISTRICT COURTS**  
January 2024 thru September 2024 Filings (Compared to January 2023 thru September 2023)

**Patrick**

District: 21 FIPS: 141

Support	120	▲	+22.4%	+22
Traffic	11	▼	-31.3%	-5
<b>GRAND TOTAL</b>	<b>1,029</b>	▲	20.6%	+176

2024 Overall GRAND TOTAL		Distribution of Caseload			Change*		Percentage (%) of Caseload		
	<b>2,984</b>	<b>Adult</b>	2,057	69%	0.7% ▲	+14	<b>Adult</b>	69.4%	68.9%
		<b>Juvenile</b>	927	31%	2.8% ▲	+25	<b>Juvenile</b>	30.6%	31.1%
		<b>GRAND TOTAL</b>	<b>2,984</b>	100%	1.3% ▲	+39	<b>GRAND TOTAL</b>	100%	100%

Filings by Division & Code

Division	Case Type Description	Code	Summary	Change	% Change	Absolute Change	
<b>Adult</b>	Misdemeanor	CM	565	▲	+7.6%	+40	
	Other	OT	451	▲	+5.9%	+25	
	Capias	CA	294	▲	+2.4%	+7	
	Show Cause	SC	270	▲	-11.5%	-35	
	Civil Support	VS	241	▼	-11.1%	-30	
	Felony	CF	116	▲	+8.4%	+9	
	Family Abuse - Protective Order	FP	105	▲	+1.0%	+1	
	Non-Family Abuse Protective Order	AP	8	▼	-20.0%	-2	
	Motion - Protective Order	MP	4	▲	+33.3%	+1	
	Violation of Protective Order	PV	3	↔		-	
	Restricted License for Non-Support	SL	0	▼	-100.0%	-2	
	Total			<b>2,057</b>	▲	<b>0.7%</b>	<b>+14</b>
	<b>Juvenile</b>	Custody Visitation	CV	411	▲	+4.1%	+16
Misdemeanor		DM	152	▼	-7.3%	-12	
Truancy		TR	81	▲	+19.1%	+13	
Felony		DF	79	▼	-1.3%	-1	
Status		ST	40	▼	-24.5%	-13	
Permanency Planning		PH	25	↔		-	
Traffic		T	20	▼	-13.0%	-3	
Foster Care Review		FC	17	↔		-	
Abuse and Neglect		AN	16	▲	+1,500.0%	+15	
Paternity		PT	16	▲	+23.1%	+3	
Initial Foster Care		IF	14	▲	+40.0%	+4	
Non-Family Abuse Protective Order		AP	12	▲	+100.0%	+6	
Child In Need of Services		CS	10	▼	-33.3%	-5	
Terminate Parental Rights		TP	6	▲	+20.0%	+1	
Mental Commitment		MC	5	▼	-50.0%	-5	
Other		OT	5	▲	-	+5	
Civil Violation		CI	4	▲	-	+4	
Temporary Detention Order		TD	4	▼	-42.9%	-3	
Entrustment		ET	3	▲	+200.0%	+2	
Voluntary Continuing Services and Support Agree		VA	3	↔		-	
Emancipation		EP	1	▲	-	+1	
Emergency Custody Order		EC	1	▼	-75.0%	-3	
Family Abuse - Protective Order		FP	1	↔		-	
Special Immigrant Juvenile Status		SI	1	▲	-	+1	
Relief of Custody		CR	0	▼	-100.0%	-1	
Total			<b>927</b>	▲	<b>2.8%</b>	<b>+25</b>	
<b>GRAND TOTAL</b>			<b>2,984</b>	▲	<b>1.3%</b>	<b>+39</b>	

Filings by Major Case Category\*\*

Category	Summary	Change	% Change	Absolute Change
Adult Criminal	1,186	▼	-1.1%	-13
Child Dependency	84	▲	+33.3%	+21
Child in Need of Services/Supervision	91	▼	+9.6%	+8
Custody and Visitation	427	▲	+4.7%	+19
Delinquency	231	▼	-5.3%	-13
Juvenile Miscellaneous	41	▲	-22.6%	-12

\* Compared to same time period as previous year  
 10/15/2024 1:35:12PM

\*\* Case Type Categories are defined in the 2017 Virginia Judicial Workload Assessment  
 Source: SCV-SQL-Information

New to Workload Study	5	▲	-	+5
Other	466	▲	+4.3%	+19
Protective Orders	130	▲	+4.8%	+6
Support	303	▲	+0.7%	+2
Traffic	20	▼	-13.0%	-3
<b>GRAND TOTAL</b>	<b>2,984</b>	▲	1.3%	+39



2024 Overall GRAND TOTAL		Distribution of Caseload		Change*		Percentage (%) of Caseload		
<b>2,759</b>	-303 -9.9%	<b>Adult</b>	1,238 45%	9.1% ▲	+103	<b>Adult</b>	37.1%	44.9%
2024		<b>Juvenile</b>	1,521 55%	-21.1% ▼	-406	<b>Juvenile</b>	62.9%	55.1%
2023		<b>GRAND TOTAL</b>	<b>2,759</b> 100%	-9.9% ▼	-303	<b>GRAND TOTAL</b>	100%	100%

Filings by Division & Code

Division	Case Type Description	Code	Summary	Change	% Change	Absolute Change	
<b>Adult</b>	Civil Support	VS	296	▼	-1.7%	-5	
	Misdemeanor	CM	280	▲	+29.0%	+63	
	Show Cause	SC	225	▲	+55.2%	+80	
	Other	OT	203	▼	-3.3%	-7	
	Family Abuse - Protective Order	FP	99	▲	+45.6%	+31	
	Capias	CA	42	▼	-14.3%	-7	
	Felony	CF	34	▼	-19.0%	-8	
	Non-Family Abuse Protective Order	AP	27	▼	-55.7%	-34	
	Motion - Protective Order	MP	14	▼	-30.0%	-6	
	Violation of Protective Order	PV	11	▲	+266.7%	+8	
	Remand Support	RS	6	▼	-66.7%	-12	
	Restricted License for Non-Support	SL	1	▲	-	+1	
	Bond Forfeiture	BF	0	▼	-100.0%	-1	
	<b>Total</b>		<b>1,238</b>	▲	<b>9.1%</b>	<b>+103</b>	
<b>Juvenile</b>	Custody Visitation	CV	847	▼	-19.8%	-209	
	Misdemeanor	DM	185	▼	-19.6%	-45	
	Abuse and Neglect	AN	126	▲	+7.7%	+9	
	Motion - Protective Order	MP	45	▲	+36.4%	+12	
	Permanency Planning	PH	42	▲	+82.6%	+19	
	Status	ST	40	▲	-23.1%	-12	
	Traffic	T	39	▼	-2.5%	-1	
	Foster Care Review	FC	32	▼	-38.5%	-20	
	Remand Visitation	RV	26	▼	-58.1%	-36	
	Remand Custody	RC	24	▼	-67.1%	-49	
	Felony	DF	23	▼	-32.4%	-11	
	Initial Foster Care	IF	20	▼	-23.1%	-6	
	Child In Need of Services	CS	19	▼	-58.7%	-27	
	Paternity	PT	13	▼	-45.8%	-11	
	Truancy	TR	13	▼	-48.0%	-12	
	Relief of Custody	CR	10	▲	+900.0%	+9	
	Terminate Parental Rights	TP	6	▼	-33.3%	-3	
	Civil Violation	CI	3	▲	+200.0%	+2	
	Non-Family Abuse Protective Order	AP	3	▼	-57.1%	-4	
	Entrustment	ET	2	▼	-60.0%	-3	
	Capias	CA	1	▲	-	+1	
	Special Immigrant Juvenile Status	SI	1	▲	-	+1	
	Voluntary Continuing Services and Support Agree	VA	1	▼	-80.0%	-4	
	Emergency Custody Order	EC	0	▼	-100.0%	-1	
	Qualified Residential Treatment	QR	0	▼	-100.0%	-5	
		<b>Total</b>		<b>1,521</b>	▼	<b>-21.1%</b>	<b>-406</b>
		<b>GRAND TOTAL</b>		<b>2,759</b>	▼	<b>-9.9%</b>	<b>-303</b>

Filings by Major Case Category\*\*

Category	Summary	Change	% Change	Absolute Change
Adult Criminal	434	▲	+5.1%	+21
Child Dependency	239	▲	-1.6%	-4
Child in Need of Services/Supervision	32	▼	-54.9%	-39
Custody and Visitation	860	▼	-20.4%	-220
Delinquency	209	▲	-20.8%	-55

\* Compared to same time period as previous year  
 10/15/2024 1:35:12PM

\*\* Case Type Categories are defined in the 2017 Virginia Judicial Workload Assessment  
 Source: SCV-SQL-Information

Juvenile Miscellaneous	40	▲	-23.1%	-12
New to Workload Study	4	▲	+300.0%	+3
Other	259	▼	-28.8%	-105
Protective Orders	188	▼	-0.5%	-1
Support	455	▲	+31.9%	+110
Traffic	39	▼	-2.5%	-1
<b>GRAND TOTAL</b>	<b>2,759</b>	▼	-9.9%	-303

2024 Overall GRAND TOTAL		Distribution of Caseload			Change*		Percentage (%) of Caseload		
<b>2,782</b> -4 -0.1% 	<b>Adult</b> <b>Juvenile</b> <b>GRAND TOTAL</b>	1,346	48%	13.3% ▲	+158	<b>Adult</b> <b>Juvenile</b> <b>GRAND TOTAL</b>	2023	2024	
		1,436	52%	-10.1% ▼	-162		42.6%	48.4%	
		<b>2,782</b>	100%	-0.1% ▼	-4		100%	100%	

Filings by Division & Code

Division	Case Type Description	Code	Summary	Change	% Change	Absolute Change
<b>Adult</b>	Civil Support	VS	381	▲	+30.9%	+90
	Misdemeanor	CM	314	▼	-5.4%	-18
	Other	OT	232	▲	+7.4%	+16
	Show Cause	SC	196	▲	+37.1%	+53
	Family Abuse - Protective Order	FP	96	▼	-15.0%	-17
	Capias	CA	48	▲	+54.8%	+17
	Felony	CF	43	▼	-2.3%	-1
	Motion - Protective Order	MP	14	▲	+16.7%	+2
	Violation of Protective Order	PV	11	▲	+450.0%	+9
	Non-Family Abuse Protective Order	AP	8	▲	+300.0%	+6
	Violation Family Abuse Protective Order	PS	2	▲	-	+2
	Remand Support	RS	1	▼	-50.0%	-1
		<b>Total</b>		<b>1,346</b>	<b>▲</b>	<b>13.3%</b>
<b>Juvenile</b>	Custody Visitation	CV	929	▼	-15.0%	-164
	Misdemeanor	DM	89	▼	-12.7%	-13
	Abuse and Neglect	AN	79	▲	+125.7%	+44
	Initial Foster Care	IF	42	▲	+200.0%	+28
	Traffic	T	37	▼	-61.1%	-58
	Permanency Planning	PH	35	▼	-20.5%	-9
	Child at Risk	RI	30	▲	+30.4%	+7
	Child In Need of Services	CS	27	▼	-18.2%	-6
	Foster Care Review	FC	27	▲	+17.4%	+4
	Voluntary Continuing Services and Support Agreem	VA	24	▲	+84.6%	+11
	Felony	DF	22	▼	-21.4%	-6
	Paternity	PT	20	▲	+25.0%	+4
	Temporary Detention Order	TD	16	▲	+77.8%	+7
	Status	ST	10	▼	-9.1%	-1
	Terminate Parental Rights	TP	10	▲	+66.7%	+4
	Non-Family Abuse Protective Order	AP	8	▲	+33.3%	+2
	Truancy	TR	8	▼	-42.9%	-6
	Relief of Custody	CR	7	▲	+133.3%	+4
	Emergency Custody Order	EC	5	▲	+66.7%	+2
	Entrustment	ET	4	▲	-	+4
	Motion - Protective Order	MP	2	▼	-75.0%	-6
	Civil Violation	CI	1	▼	-66.7%	-2
	Emancipation	EP	1	▲	-	+1
	Family Abuse - Protective Order	FP	1	▼	-50.0%	-1
	Other	OT	1	▲	-	+1
	Special Immigrant Juvenile Status	SI	1	▲	-	+1
	Qualified Residential Treatment	QR	0	▼	-100.0%	-7
	Remand Custody	RC	0	▼	-100.0%	-2
	Remand Visitation	RV	0	▼	-100.0%	-2
	Show Cause	SC	0	▼	-100.0%	-3
		<b>Total</b>		<b>1,436</b>	<b>▼</b>	<b>-10.1%</b>
<b>GRAND TOTAL</b>			<b>2,782</b>	<b>▼</b>	<b>-0.1%</b>	<b>-4</b>

\* Compared to same time period as previous year  
 10/15/2024 1:35:12PM

\*\* Case Type Categories are defined in the 2017 Virginia Judicial Workload Assessment  
 Source: SCV-SQL-Information

Filings by Major Case Category\*\*

Category	Summary	Change	% Change	Absolute Change
Adult Criminal	585	▲	+9.8%	+52
Child Dependency	258	▲	+53.6%	+90
Child in Need of Services/Supervision	35	▼	-25.5%	-12
Custody and Visitation	949	▲	-14.4%	-160
Delinquency	111	▼	-16.5%	-22
Juvenile Miscellaneous	11	▲		0
New to Workload Study	2	▲	-33.3%	-1
Other	255	▲	+9.0%	+21
Protective Orders	129	▲	-9.8%	-14
Support	410	▲	+32.3%	+100
Traffic	37	▼	-61.1%	-58
<b>GRAND TOTAL</b>	<b>2,782</b>	▼	-0.1%	-4

\* Compared to same time period as previous year  
 10/15/2024 1:35:12PM

\*\* Case Type Categories are defined in the 2017 Virginia Judicial Workload Assessment  
 Source: SCV-SQL-Information

2024 Overall GRAND TOTAL		Distribution of Caseload		Change*		Percentage (%) of Caseload		
<b>7,552</b>	+31 0.4%	<b>Adult</b>	3,519 47%	2.3% ▲	+78	<b>Adult</b>	2023 45.8%	2024 46.6%
2024		<b>Juvenile</b>	4,033 53%	-1.2% ▼	-47	<b>Juvenile</b>	54.2%	53.4%
2023		<b>GRAND TOTAL</b>	<b>7,552</b> 100%	0.4% ▲	+31	<b>GRAND TOTAL</b>	100%	100%

Filings by Division & Code

Division	Case Type Description	Code	Summary	Change	% Change	Absolute Change	
<b>Adult</b>	Misdemeanor	CM	918	▼	-7.8%	-78	
	Civil Support	VS	687	▲	+2.1%	+14	
	Other	OT	666	▼	-2.6%	-18	
	Show Cause	SC	640	▲	+50.6%	+215	
	Family Abuse - Protective Order	FP	327	▼	-14.2%	-54	
	Felony	CF	150	▲	+28.2%	+33	
	Motion - Protective Order	MP	42	▲	+40.0%	+12	
	Non-Family Abuse Protective Order	AP	23	▼	-53.1%	-26	
	Capias	CA	22	▼	-46.3%	-19	
	Violation of Protective Order	PV	20	▼	-4.8%	-1	
	Remand Support	RS	17	▼	-15.0%	-3	
	Restricted License for Non-Support	SL	5	▲	+150.0%	+3	
Bond Forfeiture	BF	2	↔		-		
	<b>Total</b>		<b>3,519</b>	▲	<b>2.3%</b>	<b>+78</b>	
<b>Juvenile</b>	Custody Visitation	CV	2,090	▼	-8.5%	-195	
	Misdemeanor	DM	350	▲	+17.4%	+52	
	Abuse and Neglect	AN	176	▼	-18.1%	-39	
	Permanency Planning	PH	172	▼	-18.9%	-40	
	Foster Care Review	FC	156	▲	+32.2%	+38	
	Truancy	TR	132	▲	+15.8%	+18	
	Traffic	T	122	▲	+2.5%	+3	
	Temporary Detention Order	TD	90	▲	+42.9%	+27	
	Felony	DF	87	▼	-5.4%	-5	
	Initial Foster Care	IF	87	▲	+10.1%	+8	
	Terminate Parental Rights	TP	83	▼	-28.4%	-33	
	Status	ST	79	▲	+507.7%	+66	
	Motion - Protective Order	MP	74	▼	-22.1%	-21	
	Mental Commitment	MC	55	▲	+12.2%	+6	
	Special Immigrant Juvenile Status	SI	55	▲	+243.8%	+39	
	Remand Custody	RC	39	▲	+105.3%	+20	
	Paternity	PT	33	▼	-2.9%	-1	
	Remand Visitation	RV	31	▲	+82.4%	+14	
	Relief of Custody	CR	26	▲	+160.0%	+16	
	Non-Family Abuse Protective Order	AP	19	▼	-54.8%	-23	
	Child In Need of Services	CS	18	▲	+38.5%	+5	
	Emergency Custody Order	EC	17	▲	+142.9%	+10	
	Voluntary Continuing Services and Support Agree	VA	15	▲	+15.4%	+2	
	Entrustment	ET	10	▼	-16.7%	-2	
	Capias	CA	8	▼	-11.1%	-1	
	Family Abuse - Protective Order	FP	5	▲	+150.0%	+3	
	Civil Violation	CI	1	▲	-	+1	
	Other	OT	1	▲	-50.0%	-1	
	Restoration of Parental Rights	RR	1	▲	-	+1	
	Restricted Operators License	RL	1	↔		-	
	Child at Risk	RI	0	▼	-100.0%	-2	
	Emancipation	EP	0	▼	-100.0%	-3	
	Juvenile Support	JS	0	▼	-100.0%	-1	
	Qualified Residential Treatment	QR	0	▼	-100.0%	-9	
		<b>Total</b>		<b>4,033</b>	▼	<b>-1.2%</b>	<b>-47</b>
	<b>GRAND TOTAL</b>			<b>7,552</b>	▲	0.4%	+31

\* Compared to same time period as previous year  
 10/15/2024 1:35:12PM

\*\* Case Type Categories are defined in the 2017 Virginia Judicial Workload Assessment  
 Source: SCV-SQL-Information

Filings by Major Case Category\*\*

Category	Summary	Change	% Change	Absolute Change
Adult Criminal	1,338	▼	-4.2%	-59
Child Dependency	725	▼	-7.8%	-61
Child in Need of Services/Supervision	150	▲	+18.1%	+23
Custody and Visitation	2,123	▼	-8.5%	-197
Delinquency	445	▲	+11.8%	+47
Juvenile Miscellaneous	80	▲	+400.0%	+64
New to Workload Study	56	▲	+250.0%	+40
Other	916	▲	+6.4%	+55
Protective Orders	490	▲	-18.2%	-109
Support	1,106	▲	+25.5%	+225
Traffic	123	▲	+2.5%	+3
<b>GRAND TOTAL</b>	<b>7,552</b>	▲	0.4%	+31

\* Compared to same time period as previous year  
 10/15/2024 1:35:12PM

\*\* Case Type Categories are defined in the 2017 Virginia Judicial Workload Assessment  
 Source: SCV-SQL-Information

2024 Overall GRAND TOTAL		Distribution of Caseload		Change*		Percentage (%) of Caseload			
<b>3,601</b>	+152 4.4%	<b>Adult</b>	1,507	42%	-3.5% ▼	-54	<b>Adult</b>	45.3%	41.8%
2024		<b>Juvenile</b>	2,094	58%	10.9% ▲	+206	<b>Juvenile</b>	54.7%	58.2%
2023		<b>GRAND TOTAL</b>	<b>3,601</b>	100%	4.4% ▲	+152	<b>GRAND TOTAL</b>	100%	100%

**Filings by Division & Code**

Division	Case Type Description	Code	Summary	Change	% Change	Absolute Change	
<b>Adult</b>	Civil Support	VS	347	▲	+10.2%	+32	
	Misdemeanor	CM	330	▼	-25.0%	-110	
	Show Cause	SC	297	▲	+63.2%	+115	
	Other	OT	228	▼	-26.0%	-80	
	Family Abuse - Protective Order	FP	152	▲	+7.0%	+10	
	Felony	CF	65	▼	-28.6%	-26	
	Capias	CA	25	▲	+8.7%	+2	
	Non-Family Abuse Protective Order	AP	21	▲	+16.7%	+3	
	Remand Support	RS	21	▼	-30.0%	-9	
	Motion - Protective Order	MP	16	▲	+100.0%	+8	
	Violation of Protective Order	PV	4	▲	+33.3%	+1	
	Restricted License for Non-Support Protective Order	SL PC	1 0	▲ ▼	- -100.0%	+1 -1	
	<b>Total</b>		<b>1,507</b>	▼	<b>-3.5%</b>	<b>-54</b>	
<b>Juvenile</b>	Custody Visitation	CV	1,142	▲	+24.1%	+222	
	Misdemeanor	DM	206	▼	-2.8%	-6	
	Traffic	T	122	↔		-	
	Status	ST	104	▲	+18.2%	+16	
	Abuse and Neglect	AN	97	▼	-27.1%	-36	
	Permanency Planning	PH	70	▼	-13.6%	-11	
	Felony	DF	51	▲	+41.7%	+15	
	Foster Care Review	FC	38	▼	-5.0%	-2	
	Truancy	TR	35	▲	+25.0%	+7	
	Initial Foster Care	IF	34	▲	+54.5%	+12	
	Voluntary Continuing Services and Support Agreen	VA	31	▲	+29.2%	+7	
	Motion - Protective Order	MP	25	▼	-16.7%	-5	
	Non-Family Abuse Protective Order	AP	24	▲	+71.4%	+10	
	Terminate Parental Rights	TP	22	▲	+29.4%	+5	
	Child In Need of Services	CS	21	▲	+320.0%	+16	
	Remand Custody	RC	17	▼	-64.6%	-31	
	Paternity	PT	16	↔		-	
	Special Immigrant Juvenile Status	SI	11	▲	+266.7%	+8	
	Temporary Detention Order	TD	10	▼	-41.2%	-7	
	Relief of Custody	CR	9	▼	-10.0%	-1	
	Civil Violation	CI	3	▼	-40.0%	-2	
	Entrustment	ET	3	▼	-40.0%	-2	
	Capias	CA	2	▼	-50.0%	-2	
	Family Abuse - Protective Order	FP	1	▲	-	+1	
	Emancipation	EP	0	▼	-100.0%	-1	
	Emergency Custody Order	EC	0	▼	-100.0%	-2	
	Qualified Residential Treatment	QR	0	▼	-100.0%	-3	
	Remand Visitation	RV	0	▼	-100.0%	-2	
		<b>Total</b>		<b>2,094</b>	▲	<b>10.9%</b>	<b>+206</b>
		<b>GRAND TOTAL</b>		<b>3,601</b>	▲	<b>4.4%</b>	<b>+152</b>

**Filings by Major Case Category\*\***

Category	Summary	Change	% Change	Absolute Change
Adult Criminal	578	▼	-14.4%	-97
Child Dependency	304	▼	-9.3%	-31

\* Compared to same time period as previous year  
 10/15/2024 1:35:12PM

\*\* Case Type Categories are defined in the 2017 Virginia Judicial Workload Assessment  
 Source: SCV-SQL-Information

Child in Need of Services/Supervision	56	▲	+69.7%	+23
Custody and Visitation	1,158	▲	+23.7%	+222
Delinquency	259	▼	+2.8%	+7
Juvenile Miscellaneous	104	▲	+16.9%	+15
New to Workload Study	14	▲	+75.0%	+6
Other	276	▼	-32.2%	-131
Protective Orders	239	▲	+12.7%	+27
Support	491	▲	+29.2%	+111
Traffic	122	↔		0
<b>GRAND TOTAL</b>	<b>3,601</b>	▲	4.4%	+152



2024 Overall GRAND TOTAL		Distribution of Caseload		Change*		Percentage (%) of Caseload			
<b>1,264</b>	-94 -6.9%	<b>Adult</b>	582	46%	-1.2%	-7	<b>Adult</b>	43.4%	46.0%
2024		<b>Juvenile</b>	682	54%	-11.3%	-87	<b>Juvenile</b>	56.6%	54.0%
2023		<b>GRAND TOTAL</b>	<b>1,264</b>	100%	-6.9%	-94	<b>GRAND TOTAL</b>	100%	100%

Filings by Division & Code

Division	Case Type Description	Code	Summary	Change	% Change	Absolute Change
<b>Adult</b>	Misdemeanor	CM	167	▼	-6.7%	-12
	Civil Support	VS	113	▲	+2.7%	+3
	Show Cause	SC	95	▲	+23.4%	+18
	Other	OT	86	▼	-12.2%	-12
	Family Abuse - Protective Order	FP	44	▲	+7.3%	+3
	Felony	CF	39	▼	-4.9%	-2
	Capias	CA	28	▼	+16.7%	+4
	Remand Support	RS	5	▼	-50.0%	-5
	Motion - Protective Order	MP	3	▼	-40.0%	-2
	Non-Family Abuse Protective Order	AP	1	▲	-	+1
	Violation of Protective Order	PV	1	▼	-66.7%	-2
	Protective Order	PC	0	▼	-100.0%	-1
		<b>Total</b>		<b>582</b>	▼	<b>-1.2%</b>
<b>Juvenile</b>	Custody Visitation	CV	283	▲	+2.9%	+8
	Misdemeanor	DM	97	▼	-19.8%	-24
	Traffic	T	63	▼	-26.7%	-23
	Abuse and Neglect	AN	44	▲	+29.4%	+10
	Felony	DF	31	▲	+55.0%	+11
	Status	ST	28	▼	-12.5%	-4
	Mental Commitment	MC	22	▼	-50.0%	-22
	Foster Care Review	FC	21	▲	+75.0%	+9
	Permanency Planning	PH	21	▼	-25.0%	-7
	Initial Foster Care	IF	12	▲	+20.0%	+2
	Motion - Protective Order	MP	10	▼	-41.2%	-7
	Remand Custody	RC	10	▼	-37.5%	-6
	Remand Visitation	RV	10	▼	-37.5%	-6
	Temporary Detention Order	TD	10	▼	-9.1%	-1
	Voluntary Continuing Services and Support Agreen	VA	9	▼	-35.7%	-5
	Paternity	PT	4	↔	-	-
	Relief of Custody	CR	2	▲	+100.0%	+1
	Child In Need of Services	CS	1	▲	-	+1
	Civil Violation	CI	1	▲	-	+1
	Emergency Custody Order	EC	1	▼	-75.0%	-3
	Non-Family Abuse Protective Order	AP	1	▼	-50.0%	-1
	Other	OT	1	▼	-50.0%	-1
	Emancipation	EP	0	▼	-100.0%	-1
	Entrustment	ET	0	▼	-100.0%	-9
	Qualified Residential Treatment	QR	0	▼	-100.0%	-2
	Show Cause	SC	0	▼	-100.0%	-2
	Special Immigrant Juvenile Status	SI	0	▼	-100.0%	-1
	Terminate Parental Rights	TP	0	▼	-100.0%	-2
	Truancy	TR	0	▼	-100.0%	-3
		<b>Total</b>		<b>682</b>	▼	<b>-11.3%</b>
<b>GRAND TOTAL</b>			<b>1,264</b>	▼	<b>-6.9%</b>	<b>-94</b>

Filings by Major Case Category\*\*

Category	Summary	Change	% Change	Absolute Change
Adult Criminal	294	▼	-2.3%	-7
Child Dependency	109	▼	-2.7%	-3

\* Compared to same time period as previous year  
 10/15/2024 1:35:12PM

\*\* Case Type Categories are defined in the 2017 Virginia Judicial Workload Assessment  
 Source: SCV-SQL-Information

**CPSS - JCMS CASELOAD STATISTICS OF THE JUVENILE & DOMESTIC RELATIONS DISTRICT COURTS**  
 January 2024 thru September 2024 Filings (Compared to January 2023 thru September 2023)

**Salem**

District: 23 FIPS: 775

Child in Need of Services/Supervision	1	▲	-66.7%	-2
Custody and Visitation	287	▲	+2.9%	+8
Delinquency	128	▼	-10.5%	-15
Juvenile Miscellaneous	28	▼	-15.2%	-5
New to Workload Study	1	▲		0
Other	145	▼	-27.9%	-56
Protective Orders	59	▲	-9.2%	-6
Support	149	▼	+11.2%	+15
Traffic	63	▼	-26.7%	-23
<b>GRAND TOTAL</b>	<b>1,264</b>	▼	-6.9%	-94

2024 Overall GRAND TOTAL		Distribution of Caseload			Change*		Percentage (%) of Caseload		
<b>1,762</b> -4 -0.2% 	Adult	887	50%	-3.0% ▼	-27	Adult	2023	2024	
	Juvenile	875	50%	2.7% ▲	+23	Juvenile	51.8%	50.3%	
	<b>GRAND TOTAL</b>	<b>1,762</b>	100%	-0.2% ▼	-4	<b>GRAND TOTAL</b>	100%	100%	

Filings by Division & Code

Division	Case Type Description	Code	Summary	Change	% Change	Absolute Change
<b>Adult</b>	Civil Support	VS	172	▼	-2.8%	-5
	Misdemeanor	CM	165	▼	-13.2%	-25
	Show Cause	SC	156	▲	-5.5%	-9
	Other	OT	136	▼	-12.3%	-19
	Felony	CF	95	▲	+82.7%	+43
	Family Abuse - Protective Order	FP	83	▼	-7.8%	-7
	Capias	CA	28	↔		-
	Motion - Protective Order	MP	24	▼	-31.4%	-11
	Violation of Protective Order	PV	15	▲	+15.4%	+2
	Remand Support	RS	7	▲	+600.0%	+6
	Non-Family Abuse Protective Order	AP	4	▼	-42.9%	-3
	Restricted License for Non-Support	SL	2	▲	+100.0%	+1
	<b>Total</b>		<b>887</b>	▼	<b>-3.0%</b>	<b>-27</b>
<b>Juvenile</b>	Custody Visitation	CV	565	▲	+9.9%	+51
	Traffic	T	61	▲	+15.1%	+8
	Misdemeanor	DM	60	▼	-3.2%	-2
	Abuse and Neglect	AN	29	▼	-52.5%	-32
	Truancy	TR	27	▲	+68.8%	+11
	Paternity	PT	15	▼	-42.3%	-11
	Child In Need of Services	CS	14	▲	+133.3%	+8
	Foster Care Review	FC	14	↔		-
	Remand Visitation	RV	14	▲	-	+14
	Temporary Detention Order	TD	14	▲	+75.0%	+6
	Remand Custody	RC	12	▲	+33.3%	+3
	Permanency Planning	PH	10	▼	-28.6%	-4
	Entrustment	ET	9	▲	+350.0%	+7
	Felony	DF	6	▼	-66.7%	-12
	Initial Foster Care	IF	6	▼	-25.0%	-2
	Non-Family Abuse Protective Order	AP	5	▼	-16.7%	-1
	Status	ST	5	▲	-54.5%	-6
	Motion - Protective Order	MP	3	▼	-66.7%	-6
	Other	OT	2	▲	+100.0%	+1
	Relief of Custody	CR	1	▼	-50.0%	-1
	Special Immigrant Juvenile Status	SI	1	▲	-	+1
	Terminate Parental Rights	TP	1	▼	-83.3%	-5
	Voluntary Continuing Services and Support Agree	VA	1	▲	-	+1
	Child at Risk	RI	0	▼	-100.0%	-2
	Emancipation	EP	0	▼	-100.0%	-1
	Emergency Custody Order	EC	0	▼	-100.0%	-3
		<b>Total</b>		<b>875</b>	▲	<b>2.7%</b>
	<b>GRAND TOTAL</b>		<b>1,762</b>	▼	<b>-0.2%</b>	<b>-4</b>

Filings by Major Case Category\*\*




Category	Summary	Change	% Change	Absolute Change
Adult Criminal	397	▲	-4.6%	-19
Child Dependency	71	▲	-34.9%	-38
Child in Need of Services/Supervision	41	▲	+86.4%	+19
Custody and Visitation	580	▼	+7.4%	+40
Delinquency	66	▼	-17.5%	-14

\* Compared to same time period as previous year  
 10/15/2024 1:35:12PM

\*\* Case Type Categories are defined in the 2017 Virginia Judicial Workload Assessment  
 Source: SCV-SQL-Information

**CPSS - JCMS CASELOAD STATISTICS OF THE JUVENILE & DOMESTIC RELATIONS DISTRICT COURTS**  
 January 2024 thru September 2024 Filings (Compared to January 2023 thru September 2023)

Juvenile Miscellaneous	5	▲	-58.3%	-7
New to Workload Study	1	▲	-	+1
Other	185	▲	+4.5%	+8
Protective Orders	119	▼	-19.0%	-28
Support	236	▲	+12.4%	+26
Traffic	61	▲	+15.1%	+8
<b>GRAND TOTAL</b>	<b>1,762</b>	▼	-0.2%	-4

2024 Overall GRAND TOTAL		Distribution of Caseload		Change*		Percentage (%) of Caseload			
<b>3,334</b>	-432 -11.5%	<b>Adult</b>	1,441	43%	-15.2% ▼	-258	<b>Adult</b>	45.1%	43.2%
2024 		<b>Juvenile</b>	1,893	57%	-8.4% ▼	-174	<b>Juvenile</b>	54.9%	56.8%
2023 		<b>GRAND TOTAL</b>	<b>3,334</b>	100%	-11.5% ▼	-432	<b>GRAND TOTAL</b>	100%	100%

Filings by Division & Code

Division	Case Type Description	Code	Summary	Change	% Change	Absolute Change	
<b>Adult</b>	Civil Support	VS	379	▼	-1.3%	-5	
	Show Cause	SC	276	▲	+19.0%	+44	
	Misdemeanor	CM	263	▼	-28.3%	-104	
	Other	OT	161	▼	-23.7%	-50	
	Family Abuse - Protective Order	FP	125	▼	-19.4%	-30	
	Felony	CF	68	▼	-63.2%	-117	
	Motion - Protective Order	MP	55	▲	+111.5%	+29	
	Capias	CA	50	▼	-26.5%	-18	
	Remand Support	RS	42	▲	+7.7%	+3	
	Violation of Protective Order	PV	15	▼	-25.0%	-5	
	Non-Family Abuse Protective Order	AP	5	▼	-44.4%	-4	
	Restricted License for Non-Support	SL	1	▼	-66.7%	-2	
	Violation Family Abuse Protective Order	PS	1	▲	-	+1	
<b>Total</b>			<b>1,441</b>	▼	<b>-15.2%</b>	<b>-258</b>	
<b>Juvenile</b>	Custody Visitation	CV	1,090	▼	-7.5%	-89	
	Truancy	TR	89	▲	+48.3%	+29	
	Remand Custody	RC	80	▼	-2.4%	-2	
	Remand Visitation	RV	76	▼	-3.8%	-3	
	Misdemeanor	DM	71	▼	-25.3%	-24	
	Status	ST	65	▲	+22.6%	+12	
	Foster Care Review	FC	59	▼	-7.8%	-5	
	Abuse and Neglect	AN	58	▼	-60.8%	-90	
	Permanency Planning	PH	48	▲	+23.1%	+9	
	Motion - Protective Order	MP	46	▲	+31.4%	+11	
	Traffic	T	40	▼	-27.3%	-15	
	Paternity	PT	20	▼	-20.0%	-5	
	Felony	DF	19	▼	-34.5%	-10	
	Voluntary Continuing Services and Support Agree	VA	18	↔	-	-	
	Non-Family Abuse Protective Order	AP	17	▲	+325.0%	+13	
	Child In Need of Services	CS	16	▼	-23.8%	-5	
	Terminate Parental Rights	TP	15	▼	-11.8%	-2	
	Entrustment	ET	14	▲	+55.6%	+5	
	Initial Foster Care	IF	13	▼	-51.9%	-14	
	Relief of Custody	CR	13	▲	+160.0%	+8	
	Temporary Detention Order	TD	12	▲	+71.4%	+5	
	Emergency Custody Order	EC	4	▲	+100.0%	+2	
	Show Cause	SC	4	▲	+33.3%	+1	
	Other	OT	3	↔	-	-	
	Emancipation	EP	2	▲	-	+2	
	Juvenile Support	JS	1	↔	-	-	
	Capias	CA	0	▼	-100.0%	-1	
	Civil Violation	CI	0	▼	-100.0%	-3	
	Family Abuse - Protective Order	FP	0	▼	-100.0%	-1	
	Qualified Residential Treatment	QR	0	▼	-100.0%	-1	
	Special Immigrant Juvenile Status	SI	0	▼	-100.0%	-1	
	<b>Total</b>			<b>1,893</b>	▼	<b>-8.4%</b>	<b>-174</b>
	<b>GRAND TOTAL</b>			<b>3,334</b>	▼	<b>-11.5%</b>	<b>-432</b>

\* Compared to same time period as previous year  
 10/15/2024 1:35:12PM

\*\* Case Type Categories are defined in the 2017 Virginia Judicial Workload Assessment  
 Source: SCV-SQL-Information

Filings by Major Case Category\*\*

Category	Summary	Change	% Change	Absolute Change
Adult Criminal	570	▲	-29.6%	-240
Child Dependency	238	▲	-27.4%	-90
Child in Need of Services/Supervision	105	▼	+25.0%	+21
Custody and Visitation	1,110	▼	-7.8%	-94
Delinquency	94	▲	-24.8%	-31
Juvenile Miscellaneous	67	▲	+26.4%	+14
New to Workload Study	0	▼	-100.0%	-4
Other	378	▲	-10.6%	-45
Protective Orders	248	▲	+7.8%	+18
Support	484	▼	+7.6%	+34
Traffic	40	▼	-27.3%	-15
<b>GRAND TOTAL</b>	<b>3,334</b>	▼	-11.5%	-432

\* Compared to same time period as previous year  
 10/15/2024 1:35:12PM

\*\* Case Type Categories are defined in the 2017 Virginia Judicial Workload Assessment  
 Source: SCV-SQL-Information

2024 Overall GRAND TOTAL		Distribution of Caseload		Change*		Percentage (%) of Caseload		
<b>2,505</b>	+113 4.7%	<b>Adult</b>	1,142 46%	-9.9% ▼	-126	<b>Adult</b>	53.0%	45.6%
2024		<b>Juvenile</b>	1,363 54%	21.3% ▲	+239	<b>Juvenile</b>	47.0%	54.4%
2023		<b>GRAND TOTAL</b>	<b>2,505</b> 100%	4.7% ▲	+113	<b>GRAND TOTAL</b>	100%	100%

Filings by Division & Code

Division	Case Type Description	Code	Summary	Change	% Change	Absolute Change
<b>Adult</b>	Civil Support	VS	334	▲	+0.3%	+1
	Show Cause	SC	206	▲	+16.4%	+29
	Other	OT	187	▼	-13.4%	-29
	Misdemeanor	CM	185	▼	-31.2%	-84
	Family Abuse - Protective Order	FP	103	▼	-18.3%	-23
	Felony	CF	59	▼	-20.3%	-15
	Capias	CA	50	▲	+4.2%	+2
	Motion - Protective Order	MP	13	▼	-7.1%	-1
	Non-Family Abuse Protective Order	AP	4	▼	-55.6%	-5
	Remand Support	RS	1	▲	-	+1
	Restricted License for Non-Support	SL	0	▼	-100.0%	-2
	<b>Total</b>		<b>1,142</b>	▼	<b>-9.9%</b>	<b>-126</b>
<b>Juvenile</b>	Custody Visitation	CV	867	▲	+21.9%	+156
	Misdemeanor	DM	115	▲	+15.0%	+15
	Traffic	T	69	▲	+81.6%	+31
	Abuse and Neglect	AN	49	▲	+19.5%	+8
	Status	ST	37	▼	-36.2%	-21
	Foster Care Review	FC	35	▲	+105.9%	+18
	Permanency Planning	PH	30	▲	+114.3%	+16
	Truancy	TR	26	▲	+8.3%	+2
	Terminate Parental Rights	TP	25	▲	+78.6%	+11
	Motion - Protective Order	MP	20	▲	+25.0%	+4
	Initial Foster Care	IF	18	▲	+28.6%	+4
	Felony	DF	17	▲	+6.3%	+1
	Paternity	PT	13	▼	-40.9%	-9
	Child In Need of Services	CS	12	▼	-29.4%	-5
	Non-Family Abuse Protective Order	AP	10	▲	+66.7%	+4
	Temporary Detention Order	TD	9	▼	-18.2%	-2
	Other	OT	3	▲	-	+3
	Civil Violation	CI	2	↔	-	-
	Relief of Custody	CR	2	▲	-	+2
	Voluntary Continuing Services and Support Agree	VA	2	▲	-	+2
	Emergency Custody Order	EC	1	▼	-50.0%	-1
Special Immigrant Juvenile Status	SI	1	▲	-	+1	
Qualified Residential Treatment	QR	0	▼	-100.0%	-1	
	<b>Total</b>		<b>1,363</b>	▲	<b>21.3%</b>	<b>+239</b>
	<b>GRAND TOTAL</b>		<b>2,505</b>	▲	<b>4.7%</b>	<b>+113</b>

Filings by Major Case Category\*\*

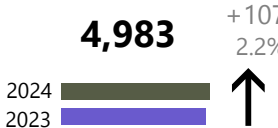
Category	Summary	Change	% Change	Absolute Change
Adult Criminal	422	▼	-15.4%	-77
Child Dependency	161	▲	+59.4%	+60
Child in Need of Services/Supervision	38	▼	-7.3%	-3
Custody and Visitation	880	▼	+20.1%	+147
Delinquency	132	▲	+13.8%	+16
Juvenile Miscellaneous	37	▼	-36.2%	-21
New to Workload Study	3	▲	+50.0%	+1
Other	201	▲	-12.2%	-28

\* Compared to same time period as previous year  
 10/15/2024 1:35:12PM

\*\* Case Type Categories are defined in the 2017 Virginia Judicial Workload Assessment  
 Source: SCV-SQL-Information

Protective Orders	150	▲	-12.3%	-21
Support	412	▼	+2.0%	+8
Traffic	69	▲	+81.6%	+31
<b>GRAND TOTAL</b>	<b>2,505</b>	▲	4.7%	+113



2024 Overall GRAND TOTAL		Distribution of Caseload			Change*		Percentage (%) of Caseload		
<b>4,983</b> 	+107	<b>Adult</b>	2,618	53%	9.4% ▲	+226	<b>Adult</b>	49.1%	52.5%
	2.2%	<b>Juvenile</b>	2,365	47%	-4.8% ▼	-119	<b>Juvenile</b>	50.9%	47.5%
		<b>GRAND TOTAL</b>	<b>4,983</b>	100%	2.2% ▲	+107	<b>GRAND TOTAL</b>	100%	100%

Filings by Division & Code

Division	Case Type Description	Code	Summary	Change	% Change	Absolute Change	
<b>Adult</b>	Misdemeanor	CM	681	▲	+19.7%	+112	
	Other	OT	490	▲	+7.9%	+36	
	Show Cause	SC	448	▲	+24.1%	+87	
	Civil Support	VS	411	▲	+7.9%	+30	
	Felony	CF	219	▼	-6.0%	-14	
	Family Abuse - Protective Order	FP	173	▼	-13.9%	-28	
	Capias	CA	125	▲	-12.6%	-18	
	Motion - Protective Order	MP	49	▲	+53.1%	+17	
	Remand Support	RS	10	▲	+233.3%	+7	
	Non-Family Abuse Protective Order	AP	7	▼	-36.4%	-4	
	Restricted License for Non-Support	SL	5	▲	-	+5	
	Protective Order	PC	0	▼	-100.0%	-3	
	Violation of Protective Order	PV	0	▼	-100.0%	-1	
Total			<b>2,618</b>	▲	<b>9.4%</b>	<b>+226</b>	
<b>Juvenile</b>	Custody Visitation	CV	989	▼	-6.2%	-65	
	Misdemeanor	DM	286	▲	+38.8%	+80	
	Foster Care Review	FC	126	▲	+5.9%	+7	
	Permanency Planning	PH	125	▼	-19.4%	-30	
	Terminate Parental Rights	TP	118	▼	-30.2%	-51	
	Abuse and Neglect	AN	108	▼	-16.9%	-22	
	Initial Foster Care	IF	63	▲	+103.2%	+32	
	Traffic	T	63	▲	+21.2%	+11	
	Entrustment	ET	56	▲	+21.7%	+10	
	Felony	DF	54	▼	-48.1%	-50	
	Truancy	TR	54	▼	-12.9%	-8	
	Paternity	PT	46	▲	+7.0%	+3	
	Mental Commitment	MC	45	▼	-22.4%	-13	
	Emergency Custody Order	EC	40	▼	-18.4%	-9	
	Temporary Detention Order	TD	36	▼	-14.3%	-6	
	Child at Risk	RI	31	▲	+181.8%	+20	
	Child In Need of Services	CS	26	↔	-	-	
	Remand Custody	RC	20	▲	+66.7%	+8	
	Voluntary Continuing Services and Support Agreem	VA	15	▲	+50.0%	+5	
	Motion - Protective Order	MP	12	▲	+71.4%	+5	
	Non-Family Abuse Protective Order	AP	12	▼	-7.7%	-1	
	Other	OT	11	▼	-47.6%	-10	
	Special Immigrant Juvenile Status	SI	10	↔	-	-	
	Remand Visitation	RV	9	▲	+80.0%	+4	
	Status	ST	9	▼	-78.0%	-32	
	Protective Order	PC	1	▲	-	+1	
	Capias	CA	0	▼	-100.0%	-1	
	Civil Violation	CI	0	▼	-100.0%	-3	
	Qualified Residential Treatment	QR	0	▼	-100.0%	-4	
	Total			<b>2,365</b>	▼	<b>-4.8%</b>	<b>-119</b>
	<b>GRAND TOTAL</b>			<b>4,983</b>	▲	<b>2.2%</b>	<b>+107</b>

\* Compared to same time period as previous year  
 10/15/2024 1:35:12PM

\*\* Case Type Categories are defined in the 2017 Virginia Judicial Workload Assessment  
 Source: SCV-SQL-Information

Filings by Major Case Category\*\*

Category	Summary	Change	% Change	Absolute Change
Adult Criminal	1,338	▼	+10.2%	+124
Child Dependency	642	▲	-4.9%	-33
Child in Need of Services/Supervision	80	▼	-9.1%	-8
Custody and Visitation	1,035	▲	-5.7%	-62
Delinquency	341	▲	+9.6%	+30
Juvenile Miscellaneous	9	▼	-78.0%	-32
New to Workload Study	10	▼	-23.1%	-3
Other	661	▲	+2.6%	+17
Protective Orders	253	▲	-4.2%	-11
Support	551	▲	+15.5%	+74
Traffic	63	▲	+21.2%	+11
<b>GRAND TOTAL</b>	<b>4,983</b>	▲	2.2%	+107

\* Compared to same time period as previous year  
 10/15/2024 1:35:12PM

\*\* Case Type Categories are defined in the 2017 Virginia Judicial Workload Assessment  
 Source: SCV-SQL-Information

2024 Overall GRAND TOTAL		Distribution of Caseload		Change*		Percentage (%) of Caseload		
<b>853</b>	-87 -9.3%	<b>Adult</b>	494 58%	-18.1% ▼	-109	<b>Adult</b>	64.1%	57.9%
2024		<b>Juvenile</b>	359 42%	6.5% ▲	+22	<b>Juvenile</b>	35.9%	42.1%
2023		<b>GRAND TOTAL</b>	<b>853</b> 100%	-9.3% ▼	-87	<b>GRAND TOTAL</b>	100%	100%

Filings by Division & Code

Division	Case Type Description	Code	Summary	Change	% Change	Absolute Change	
<b>Adult</b>	Misdemeanor	CM	210	▲	+14.8%	+27	
	Show Cause	SC	87	▲	+17.6%	+13	
	Civil Support	VS	61	▼	-14.1%	-10	
	Other	OT	52	▼	-41.6%	-37	
	Capias	CA	22	▲	+10.0%	+2	
	Felony	CF	20	▼	-83.9%	-104	
	Family Abuse - Protective Order	FP	19	▼	-34.5%	-10	
	Violation of Protective Order	PV	12	▲	+140.0%	+7	
	Motion - Protective Order	MP	9	▲	+125.0%	+5	
	Non-Family Abuse Protective Order	AP	2	▲	+100.0%	+1	
	Protective Order	PC	0	▼	-100.0%	-1	
	Remand Support	RS	0	▼	-100.0%	-2	
		<b>Total</b>		<b>494</b>	▼	<b>-18.1%</b>	<b>-109</b>
<b>Juvenile</b>	Custody Visitation	CV	173	▲	+15.3%	+23	
	Misdemeanor	DM	38	▼	-2.6%	-1	
	Terminate Parental Rights	TP	24	▲	+50.0%	+8	
	Traffic	T	18	↔		-	
	Felony	DF	17	▲	+466.7%	+14	
	Truancy	TR	14	▼	-26.3%	-5	
	Motion - Protective Order	MP	13	▲	+333.3%	+10	
	Permanency Planning	PH	12	▼	-53.8%	-14	
	Status	ST	9	▲	+28.6%	+2	
	Abuse and Neglect	AN	8	▼	-27.3%	-3	
	Entrustment	ET	6	▼	-25.0%	-2	
	Foster Care Review	FC	5	▼	-28.6%	-2	
	Paternity	PT	4	▲	+100.0%	+2	
	Child at Risk	RI	3	▲	+200.0%	+2	
	Civil Violation	CI	3	▲	+200.0%	+2	
	Initial Foster Care	IF	3	▼	-25.0%	-1	
	Child In Need of Services	CS	2	▼	-66.7%	-4	
	Voluntary Continuing Services and Support Agree	VA	2	▲	-	+2	
	Mental Commitment	MC	1	▲	-	+1	
	Other	OT	1	▲	-	+1	
	Relief of Custody	CR	1	▼	-50.0%	-1	
	Restricted Operators License	RL	1	▼	-66.7%	-2	
	Temporary Detention Order	TD	1	▼	-66.7%	-2	
	Non-Family Abuse Protective Order	AP	0	▼	-100.0%	-1	
	Qualified Residential Treatment	QR	0	▼	-100.0%	-1	
	Remand Custody	RC	0	▼	-100.0%	-3	
	Remand Visitation	RV	0	▼	-100.0%	-3	
		<b>Total</b>		<b>359</b>	▲	<b>6.5%</b>	<b>+22</b>
		<b>GRAND TOTAL</b>		<b>853</b>	▼	<b>-9.3%</b>	<b>-87</b>

Filings by Major Case Category\*\*

Category	Summary	Change	% Change	Absolute Change
Adult Criminal	316	▼	-19.0%	-74
Child Dependency	64	▲	-15.8%	-12
Child in Need of Services/Supervision	16	▼	-36.0%	-9
Custody and Visitation	177	▲	+16.4%	+25

\* Compared to same time period as previous year  
 10/15/2024 1:35:12PM

\*\* Case Type Categories are defined in the 2017 Virginia Judicial Workload Assessment  
 Source: SCV-SQL-Information

**CPSS - JCMS CASELOAD STATISTICS OF THE JUVENILE & DOMESTIC RELATIONS DISTRICT COURTS**  
 January 2024 thru September 2024 Filings (Compared to January 2023 thru September 2023)

Delinquency	55	▲	+31.0%	+13
Juvenile Miscellaneous	9	▲	+28.6%	+2
New to Workload Study	3	▲	+200.0%	+2
Other	55	▲	-45.0%	-45
Protective Orders	43	▲	+13.2%	+5
Support	96	▲	+9.1%	+8
Traffic	19	▼	-9.5%	-2
<b>GRAND TOTAL</b>	<b>853</b>	▼	-9.3%	-87

2024 Overall GRAND TOTAL	Distribution of Caseload	Change*	Percentage (%) of Caseload																							
<div style="font-size: 2em; font-weight: bold;">1,216</div> <div style="display: flex; justify-content: center; align-items: center; gap: 10px;"> <div style="text-align: center;"> <div style="width: 20px; height: 10px; background-color: #333; margin-bottom: 2px;"></div> <div style="width: 20px; height: 10px; background-color: #4a4a99; margin-bottom: 2px;"></div> <div style="font-size: 0.8em;">2024</div> <div style="font-size: 0.8em;">2023</div> </div> <div style="text-align: center;"> <div style="font-size: 1.5em; color: red;">↓</div> <div style="font-size: 0.8em;">-22 -1.8%</div> </div> </div>	<table style="width: 100%; border-collapse: collapse;"> <tr> <td style="background-color: #4a4a99; color: white; padding: 2px;"><b>Adult</b></td> <td style="text-align: right; padding: 2px;">662</td> <td style="text-align: right; padding: 2px;">54%</td> <td style="padding: 2px;">-4.2% ▼</td> <td style="text-align: right; padding: 2px;">-29</td> </tr> <tr> <td style="background-color: #e67e22; color: white; padding: 2px;"><b>Juvenile</b></td> <td style="text-align: right; padding: 2px;">554</td> <td style="text-align: right; padding: 2px;">46%</td> <td style="padding: 2px;">1.3% ▲</td> <td style="text-align: right; padding: 2px;">+7</td> </tr> <tr> <td style="background-color: #f1c40f; padding: 2px;"><b>GRAND TOTAL</b></td> <td style="text-align: right; padding: 2px;"><b>1,216</b></td> <td style="text-align: right; padding: 2px;">100%</td> <td style="padding: 2px;">-1.8% ▼</td> <td style="text-align: right; padding: 2px;">-22</td> </tr> </table>	<b>Adult</b>	662	54%	-4.2% ▼	-29	<b>Juvenile</b>	554	46%	1.3% ▲	+7	<b>GRAND TOTAL</b>	<b>1,216</b>	100%	-1.8% ▼	-22	<table style="width: 100%; border-collapse: collapse;"> <tr> <td style="background-color: #4a4a99; color: white; padding: 2px;"><b>Adult</b></td> <td style="text-align: right; padding: 2px;">55.8%</td> <td style="text-align: right; padding: 2px;">54.4%</td> </tr> <tr> <td style="background-color: #e67e22; color: white; padding: 2px;"><b>Juvenile</b></td> <td style="text-align: right; padding: 2px;">44.2%</td> <td style="text-align: right; padding: 2px;">45.6%</td> </tr> <tr> <td style="background-color: #f1c40f; padding: 2px;"><b>GRAND TOTAL</b></td> <td style="text-align: right; padding: 2px;">100%</td> <td style="text-align: right; padding: 2px;">100%</td> </tr> </table>	<b>Adult</b>	55.8%	54.4%	<b>Juvenile</b>	44.2%	45.6%	<b>GRAND TOTAL</b>	100%	100%
<b>Adult</b>	662	54%	-4.2% ▼	-29																						
<b>Juvenile</b>	554	46%	1.3% ▲	+7																						
<b>GRAND TOTAL</b>	<b>1,216</b>	100%	-1.8% ▼	-22																						
<b>Adult</b>	55.8%	54.4%																								
<b>Juvenile</b>	44.2%	45.6%																								
<b>GRAND TOTAL</b>	100%	100%																								

**Filings by Division & Code**

Division	Case Type Description	Code	Summary	Change	% Change	Absolute Change	
Adult	Misdemeanor	CM	151	▼	-7.4%	-12	
	Other	OT	125	▼	-1.6%	-2	
	Show Cause	SC	117	▲	+36.0%	+31	
	Civil Support	VS	97	▼	-23.0%	-29	
	Felony	CF	65	▼	-24.4%	-21	
	Family Abuse - Protective Order	FP	49	▲	+14.0%	+6	
	Capias	CA	24	▼	-22.6%	-7	
	Motion - Protective Order	MP	10	▲	+42.9%	+3	
	Violation of Protective Order	PV	10	▲	+25.0%	+2	
	Remand Support	RS	7	▼	-12.5%	-1	
	Non-Family Abuse Protective Order	AP	4	▼	-20.0%	-1	
	Restricted License for Non-Support Protective Order	SL	2	▲	+100.0%	+1	
	Protective Order	PC	1	▲	-	+1	
	<b>Total</b>		<b>662</b>	▼	<b>-4.2%</b>	<b>-29</b>	
Juvenile	Custody Visitation	CV	280	▼	-7.9%	-24	
	Abuse and Neglect	AN	55	▲	+323.1%	+42	
	Status	ST	45	▲	+55.2%	+16	
	Traffic	T	36	▲	+33.3%	+9	
	Misdemeanor	DM	29	▲	+26.1%	+6	
	Truancy	TR	16	▼	-33.3%	-8	
	Motion - Protective Order	MP	14	▲	+180.0%	+9	
	Child In Need of Services	CS	10	▼	-16.7%	-2	
	Remand Custody	RC	10	▼	-28.6%	-4	
	Initial Foster Care	IF	9	▲	+800.0%	+8	
	Non-Family Abuse Protective Order	AP	9	▲	+28.6%	+2	
	Felony	DF	7	▼	-66.7%	-14	
	Foster Care Review	FC	5	▲	+66.7%	+2	
	Permanency Planning	PH	5	▼	-73.7%	-14	
	Temporary Detention Order	TD	5	▼	-16.7%	-1	
	Emergency Custody Order	EC	4	↔	-	-	
	Other	OT	4	▼	-63.6%	-7	
	Paternity	PT	4	▲	+33.3%	+1	
	Emancipation	EP	2	▲	-	+2	
	Relief of Custody	CR	2	▲	+100.0%	+1	
	Capias	CA	1	▲	-	+1	
	Civil Violation	CI	1	↔	-	-	
	Show Cause	SC	1	▼	-85.7%	-6	
	Family Abuse - Protective Order	FP	0	▼	-100.0%	-3	
	Juvenile Support	JS	0	▼	-100.0%	-1	
	Qualified Residential Treatment	QR	0	▼	-100.0%	-1	
	Terminate Parental Rights	TP	0	▼	-100.0%	-6	
	Voluntary Continuing Services and Support Agreements	VA	0	▼	-100.0%	-1	
		<b>Total</b>		<b>554</b>	▲	<b>1.3%</b>	<b>+7</b>
	<b>GRAND TOTAL</b>			<b>1,216</b>	▼	<b>-1.8%</b>	<b>-22</b>

**Filings by Major Case Category\*\***

Category	Summary	Change	% Change	Absolute Change
Adult Criminal	319	▲	-8.6%	-30
Child Dependency	76	▲	+68.9%	+31

\* Compared to same time period as previous year  
 10/15/2024 1:35:12PM

\*\* Case Type Categories are defined in the 2017 Virginia Judicial Workload Assessment  
 Source: SCV-SQL-Information

**CPSS - JCMS CASELOAD STATISTICS OF THE JUVENILE & DOMESTIC RELATIONS DISTRICT COURTS**  
 January 2024 thru September 2024 Filings (Compared to January 2023 thru September 2023)

**Alleghany**

District: 25 FIPS: 005

Child in Need of Services/Supervision	26	▼	-31.6%	-12
Custody and Visitation	285	▲	-7.2%	-22
Delinquency	37	▼	-24.5%	-12
Juvenile Miscellaneous	47	▲	+62.1%	+18
New to Workload Study	1	↔		0
Other	155	▼	-8.8%	-15
Protective Orders	86	▲	+22.9%	+16
Support	148	▲	-3.3%	-5
Traffic	36	▲	+33.3%	+9
<b>GRAND TOTAL</b>	<b>1,216</b>	▼	-1.8%	-22

2024 Overall GRAND TOTAL		Distribution of Caseload		Change*		Percentage (%) of Caseload			
<b>3,221</b>	-534 -14.2%	<b>Adult</b>	1,531	48%	-7.3% ▼	-120	<b>Adult</b>	44.0%	47.5%
2024		<b>Juvenile</b>	1,690	52%	-19.7% ▼	-414	<b>Juvenile</b>	56.0%	52.5%
2023		<b>GRAND TOTAL</b>	<b>3,221</b>	100%	-14.2% ▼	-534	<b>GRAND TOTAL</b>	100%	100%

Filings by Division & Code

Division	Case Type Description	Code	Summary	Change	% Change	Absolute Change	
<b>Adult</b>	Show Cause	SC	332	▲	+22.1%	+60	
	Misdemeanor	CM	293	▼	-1.0%	-3	
	Civil Support	VS	256	▼	-18.7%	-59	
	Other	OT	212	▲	-4.9%	-11	
	Family Abuse - Protective Order	FP	131	▼	-9.0%	-13	
	Felony	CF	114	▲	+15.2%	+15	
	Capias	CA	102	▲	+1.0%	+1	
	Remand Support	RS	37	▼	-75.7%	-115	
	Motion - Protective Order	MP	27	▲	+8.0%	+2	
	Non-Family Abuse Protective Order	AP	23	▲	+109.1%	+12	
	Restricted License for Non-Support	SL	2	▼	-60.0%	-3	
	Violation of Protective Order	PV	2	▼	-75.0%	-6	
	Total			<b>1,531</b>	▼	<b>-7.3%</b>	<b>-120</b>
	<b>Juvenile</b>	Custody Visitation	CV	879	▼	-6.8%	-64
Misdemeanor		DM	172	▲	+8.2%	+13	
Traffic		T	120	▲	+31.9%	+29	
Abuse and Neglect		AN	84	▲	+110.0%	+44	
Foster Care Review		FC	63	▼	-33.0%	-31	
Remand Visitation		RV	55	▼	-76.8%	-182	
Remand Custody		RC	53	▼	-77.6%	-184	
Felony		DF	34	▼	-10.5%	-4	
Truancy		TR	33	▲	+10.0%	+3	
Temporary Detention Order		TD	26	▲	+36.8%	+7	
Permanency Planning		PH	25	▼	-16.7%	-5	
Emergency Custody Order		EC	22	▼	-4.3%	-1	
Motion - Protective Order		MP	19	▼	-42.4%	-14	
Initial Foster Care		IF	17	▼	-22.7%	-5	
Child In Need of Services		CS	16	▼	-11.1%	-2	
Terminate Parental Rights		TP	15	▼	-37.5%	-9	
Paternity		PT	14	▲	+27.3%	+3	
Voluntary Continuing Services and Support Agreen		VA	13	▲	+44.4%	+4	
Status		ST	9	▼	-30.8%	-4	
Civil Violation		CI	5	▲	-	+5	
Non-Family Abuse Protective Order		AP	4	▼	-66.7%	-8	
Family Abuse - Protective Order		FP	3	▲	-	+3	
Other		OT	2	▲	-33.3%	-1	
Show Cause		SC	2	▼	-66.7%	-4	
Special Immigrant Juvenile Status		SI	2	▼	-50.0%	-2	
Emancipation		EP	1	↔	-	-	
Relief of Custody		CR	1	▼	-50.0%	-1	
Restoration of Parental Rights		RR	1	▲	-	+1	
Capias		CA	0	▼	-100.0%	-1	
Qualified Residential Treatment		QR	0	▼	-100.0%	-4	
Total			<b>1,690</b>	▼	<b>-19.7%</b>	<b>-414</b>	
<b>GRAND TOTAL</b>			<b>3,221</b>	▼	<b>-14.2%</b>	<b>-534</b>	

\* Compared to same time period as previous year  
 10/15/2024 1:35:12PM

\*\* Case Type Categories are defined in the 2017 Virginia Judicial Workload Assessment  
 Source: SCV-SQL-Information

Filings by Major Case Category\*\*

Category	Summary	Change	% Change	Absolute Change
Adult Criminal	647	▼	-4.9%	-33
Child Dependency	218	▼	-3.1%	-7
Child in Need of Services/Supervision	49	▼	+2.1%	+1
Custody and Visitation	893	▲	-6.4%	-61
Delinquency	208	▼	+2.0%	+4
Juvenile Miscellaneous	11	▲	-21.4%	-3
New to Workload Study	7	▲	+75.0%	+3
Other	407	▲	-54.5%	-487
Protective Orders	207	▲	-8.0%	-18
Support	454	▲	+9.1%	+38
Traffic	120	▲	+31.9%	+29
<b>GRAND TOTAL</b>	<b>3,221</b>	▼	-14.2%	-534

\* Compared to same time period as previous year  
 10/15/2024 1:35:12PM

\*\* Case Type Categories are defined in the 2017 Virginia Judicial Workload Assessment  
 Source: SCV-SQL-Information



2024 Overall GRAND TOTAL		Distribution of Caseload		Change*		Percentage (%) of Caseload			
<b>201</b> +38 23.3% 		<b>Adult</b>	109	54%	98.2% ▲	+54	<b>Adult</b>	33.7%	54.2%
		<b>Juvenile</b>	92	46%	-14.8% ▼	-16	<b>Juvenile</b>	66.3%	45.8%
		<b>GRAND TOTAL</b>	<b>201</b>	100%	23.3% ▲	+38	<b>GRAND TOTAL</b>	100%	100%

Filings by Division & Code

Division	Case Type Description	Code	Summary	Change	% Change	Absolute Change
<b>Adult</b>	Misdemeanor	CM	26	▲	+52.9%	+9
	Felony	CF	22	▲	+450.0%	+18
	Other	OT	20	▲	+100.0%	+10
	Civil Support	VS	15	▲	+50.0%	+5
	Show Cause	SC	12	▲	+300.0%	+9
	Family Abuse - Protective Order	FP	8	▲	+100.0%	+4
	Capias	CA	2	▲		-
	Motion - Protective Order	MP	2	▲	+100.0%	+1
	Remand Support	RS	2	▼	-50.0%	-2
		<b>Total</b>		<b>109</b>	▲	<b>98.2%</b>
<b>Juvenile</b>	Custody Visitation	CV	60	▲	+53.8%	+21
	Traffic	T	17	▼	-39.3%	-11
	Abuse and Neglect	AN	7	▲	+133.3%	+4
	Civil Violation	CI	3	▲	+200.0%	+2
	Misdemeanor	DM	2	▼	-71.4%	-5
	Emergency Custody Order	EC	1	↔		-
	Motion - Protective Order	MP	1	▲	-	+1
	Other	OT	1	▲	-	+1
	Child In Need of Services	CS	0	▼	-100.0%	-2
	Felony	DF	0	▼	-100.0%	-2
	Non-Family Abuse Protective Order	AP	0	▼	-100.0%	-5
	Paternity	PT	0	▼	-100.0%	-1
	Remand Custody	RC	0	▼	-100.0%	-10
	Remand Visitation	RV	0	▼	-100.0%	-4
	Status	ST	0	▼	-100.0%	-4
	Truancy	TR	0	▼	-100.0%	-1
	<b>Total</b>		<b>92</b>	▼	<b>-14.8%</b>	<b>-16</b>
<b>GRAND TOTAL</b>			<b>201</b>	▲	23.3%	+38

Filings by Major Case Category\*\*

Category	Summary	Change	% Change	Absolute Change	
Adult Criminal	55	▲	+139.1%	+32	
Child Dependency	7	▲	+133.3%	+4	
Child in Need of Services/Supervision	0	▼	-100.0%	-3	
Custody and Visitation	60	▼	+50.0%	+20	
Delinquency	2	▼	-77.8%	-7	
Juvenile Miscellaneous	0	▼	-100.0%	-4	
New to Workload Study	3	▲	+200.0%	+2	
Other	24	▲	-17.2%	-5	
Protective Orders	11	▲	+10.0%	+1	
Support	22	▲	+69.2%	+9	
Traffic	17	▼	-39.3%	-11	
<b>GRAND TOTAL</b>		<b>201</b>	▲	23.3%	+38

\* Compared to same time period as previous year  
 10/15/2024 1:35:12PM

\*\* Case Type Categories are defined in the 2017 Virginia Judicial Workload Assessment  
 Source: SCV-SQL-Information

2024 Overall GRAND TOTAL		Distribution of Caseload		Change*		Percentage (%) of Caseload			
<b>1,006</b> +5 0.5% 	2024 2023	Adult	483	48%	-8.9% ▼	-47	Adult	2023: 52.9%	2024: 48.0%
		Juvenile	523	52%	11.0% ▲	+52	Juvenile	47.1%	52.0%
<b>GRAND TOTAL</b>		<b>1,006</b>	100%	0.5% ▲	+5	<b>GRAND TOTAL</b>	100%	100%	

Filings by Division & Code

Division	Case Type Description	Code	Summary	Change	% Change	Absolute Change	
<b>Adult</b>	Misdemeanor	CM	114	▼	-13.0%	-17	
	Other	OT	99	▼	-2.0%	-2	
	Civil Support	VS	98	▼	-14.8%	-17	
	Show Cause	SC	52	▼	-18.8%	-12	
	Family Abuse - Protective Order	FP	36	▲	+9.1%	+3	
	Felony	CF	28	▼	-24.3%	-9	
	Remand Support	RS	26	▲	+116.7%	+14	
	Motion - Protective Order	MP	12	▼	-25.0%	-4	
	Non-Family Abuse Protective Order	AP	11	▲	+120.0%	+6	
	Capias	CA	6	▼	-57.1%	-8	
	Protective Order	PC	1	▲	-	+1	
	Criminal Support	CS	0	▼	-100.0%	-2	
	<b>Total</b>			<b>483</b>	▼	<b>-8.9%</b>	<b>-47</b>
<b>Juvenile</b>	Custody Visitation	CV	222	▼	-1.8%	-4	
	Remand Custody	RC	58	▲	+190.0%	+38	
	Traffic	T	53	▼	-15.9%	-10	
	Remand Visitation	RV	50	▲	+233.3%	+35	
	Misdemeanor	DM	48	▼	-15.8%	-9	
	Abuse and Neglect	AN	18	▲	+20.0%	+3	
	Child In Need of Services	CS	14	▲	+250.0%	+10	
	Felony	DF	12	▼	-42.9%	-9	
	Emergency Custody Order	EC	7	▲	+250.0%	+5	
	Permanency Planning	PH	7	▲	+75.0%	+3	
	Motion - Protective Order	MP	5	▲	+150.0%	+3	
	Status	ST	5	▲	+25.0%	+1	
	Civil Violation	CI	4	▼	-71.4%	-10	
	Truancy	TR	4	▼	-20.0%	-1	
	Family Abuse - Protective Order	FP	3	▲	-	+3	
	Foster Care Review	FC	3	▼	-40.0%	-2	
	Initial Foster Care	IF	2	▲	-	+2	
	Mental Commitment	MC	2	▲	+100.0%	+1	
	Restoration of Parental Rights	RR	2	▲	-	+2	
	Temporary Detention Order	TD	2	▲	+100.0%	+1	
	Terminate Parental Rights	TP	1	↔	-	-	
	Voluntary Continuing Services and Support Agreem	VA	1	▲	-	+1	
	Non-Family Abuse Protective Order	AP	0	▼	-100.0%	-2	
	Paternity	PT	0	▼	-100.0%	-2	
	Relief of Custody	CR	0	▼	-100.0%	-1	
	Show Cause	SC	0	▼	-100.0%	-6	
	<b>Total</b>			<b>523</b>	▲	<b>11.0%</b>	<b>+52</b>
	<b>GRAND TOTAL</b>			<b>1,006</b>	▲	<b>0.5%</b>	<b>+5</b>

Filings by Major Case Category\*\*

Category	Summary	Change	% Change	Absolute Change
Adult Criminal	171	▲	-14.9%	-30
Child Dependency	32	▲	+23.1%	+6
Child in Need of Services/Supervision	18	▲	+100.0%	+9
Custody and Visitation	222	▼	-2.6%	-6
Delinquency	60	▼	-28.6%	-24

\* Compared to same time period as previous year  
 10/15/2024 1:35:12PM

\*\* Case Type Categories are defined in the 2017 Virginia Judicial Workload Assessment  
 Source: SCV-SQL-Information

Juvenile Miscellaneous	5	▲	+25.0%	+1
New to Workload Study	4	▼	-71.4%	-10
Other	246	▲	+61.8%	+94
Protective Orders	67	▲	+15.5%	+9
Support	128	▼	-21.0%	-34
Traffic	53	▼	-15.9%	-10
<b>GRAND TOTAL</b>	<b>1,006</b>	▲	0.5%	+5

2024 Overall GRAND TOTAL		Distribution of Caseload		Change*		Percentage (%) of Caseload		
<b>420</b>	+93 28.4%	<b>Adult</b>	215 51%	30.3% ▲	+50	<b>Adult</b>	50.5%	51.2%
2024		<b>Juvenile</b>	205 49%	26.5% ▲	+43	<b>Juvenile</b>	49.5%	48.8%
2023		<b>GRAND TOTAL</b>	<b>420</b> 100%	28.4% ▲	+93	<b>GRAND TOTAL</b>	100%	100%

**Filings by Division & Code**

Division	Case Type Description	Code	Summary	Change	% Change	Absolute Change
<b>Adult</b>	Misdemeanor	CM	55	▲	+41.0%	+16
	Civil Support	VS	53	▲	+89.3%	+25
	Other	OT	39	▲	+5.4%	+2
	Show Cause	SC	34	▲	+161.5%	+21
	Family Abuse - Protective Order	FP	19	▲	+46.2%	+6
	Felony	CF	11	▼	-50.0%	-11
	Motion - Protective Order	MP	2	▼	-50.0%	-2
	Capias	CA	1	▼	-80.0%	-4
	Remand Support	RS	1	↔		-
	Non-Family Abuse Protective Order	AP	0	▼	-100.0%	-3
	<b>Total</b>		<b>215</b>	<b>▲</b>	<b>30.3%</b>	<b>+50</b>
<b>Juvenile</b>	Custody Visitation	CV	88	▼	-3.3%	-3
	Misdemeanor	DM	22	▲	+340.0%	+17
	Truancy	TR	16	▲	+23.1%	+3
	Permanency Planning	PH	14	▲	+250.0%	+10
	Abuse and Neglect	AN	13	▼	-13.3%	-2
	Motion - Protective Order	MP	8	▲	+300.0%	+6
	Initial Foster Care	IF	7	▼	-22.2%	-2
	Child In Need of Services	CS	5	▲	+400.0%	+4
	Foster Care Review	FC	5	↔		-
	Remand Custody	RC	5	▲	+400.0%	+4
	Felony	DF	4	▲	-	+4
	Status	ST	4	▲	+300.0%	+3
	Civil Violation	CI	3	▼	-40.0%	-2
	Traffic	T	3	▼	-25.0%	-1
	Non-Family Abuse Protective Order	AP	2	▲	-	+2
	Remand Visitation	RV	2	▲	+100.0%	+1
	Emergency Custody Order	EC	1	▲	-	+1
	Show Cause	SC	1	▲	-	+1
	Temporary Detention Order	TD	1	▲	-	+1
	Voluntary Continuing Services and Support Agreen	VA	1	▼	-50.0%	-1
Other	OT	0	▼	-100.0%	-1	
Paternity	PT	0	▼	-100.0%	-2	
	<b>Total</b>		<b>205</b>	<b>▲</b>	<b>26.5%</b>	<b>+43</b>
<b>GRAND TOTAL</b>			<b>420</b>	<b>▲</b>	<b>28.4%</b>	<b>+93</b>

**Filings by Major Case Category\*\***

Category	Summary	Change	% Change	Absolute Change
Adult Criminal	77	▲	+11.6%	+8
Child Dependency	40	▲	+14.3%	+5
Child in Need of Services/Supervision	22	▲	+57.1%	+8
Custody and Visitation	88	▼	-5.4%	-5
Delinquency	26	▲	+420.0%	+21
Juvenile Miscellaneous	4	▲	+300.0%	+3
New to Workload Study	3	▼	-40.0%	-2
Other	49	▲	+19.5%	+8
Protective Orders	31	▲	+40.9%	+9
Support	77	▲	+102.6%	+39

\* Compared to same time period as previous year  
 10/15/2024 1:35:12PM

\*\* Case Type Categories are defined in the 2017 Virginia Judicial Workload Assessment  
 Source: SCV-SQL-Information

---

Traffic		3	▼	-25.0%	-1
	<b>GRAND TOTAL</b>	<b>420</b>	▲	28.4%	+93

---

---

2024 Overall GRAND TOTAL		Distribution of Caseload			Change*		Percentage (%) of Caseload		
<b>189</b> +11 6.2% 	Adult	107	57%	27.4% ▲	+23	Adult	2023: 47.2%	2024: 56.6%	
	Juvenile	82	43%	-12.8% ▼	-12	Juvenile	2023: 52.8%	2024: 43.4%	
<b>GRAND TOTAL</b>		<b>189</b>	100%	6.2% ▲	+11	<b>GRAND TOTAL</b>	100%	100%	

Filings by Division & Code

Division	Case Type Description	Code	Summary	Change	% Change	Absolute Change
<b>Adult</b>	Civil Support	VS	27	▲	+68.8%	+11
	Show Cause	SC	21	▲	+50.0%	+7
	Misdemeanor	CM	18	▼	-18.2%	-4
	Other	OT	16	▲	-15.8%	-3
	Felony	CF	13	▲	+550.0%	+11
	Family Abuse - Protective Order	FP	6	▲	+20.0%	+1
	Motion - Protective Order	MP	2	▼	-50.0%	-2
	Non-Family Abuse Protective Order	AP	2	▲	+100.0%	+1
	Remand Support	RS	1	↔		-
	Violation Family Abuse Protective Order	PS	1	▲	-	+1
<b>Total</b>			<b>107</b>	<b>▲</b>	<b>27.4%</b>	<b>+23</b>
<b>Juvenile</b>	Custody Visitation	CV	34	▼	-46.0%	-29
	Misdemeanor	DM	7	▲	+250.0%	+5
	Remand Custody	RC	7	▲	-	+7
	Traffic	T	7	▲	+75.0%	+3
	Initial Foster Care	IF	6	▲	+500.0%	+5
	Remand Visitation	RV	5	▲	-	+5
	Abuse and Neglect	AN	4	▲	+100.0%	+2
	Foster Care Review	FC	3	↔		-
	Permanency Planning	PH	2	↔		-
	Temporary Detention Order	TD	2	▲	-	+2
	Truancy	TR	2	▼	-50.0%	-2
	Felony	DF	1	▼	-66.7%	-2
	Show Cause	SC	1	▼	-50.0%	-1
	Terminate Parental Rights	TP	1	▲	-	+1
	Child In Need of Services	CS	0	▼	-100.0%	-1
	Entrustment	ET	0	▼	-100.0%	-1
	Motion - Protective Order	MP	0	▼	-100.0%	-4
	Qualified Residential Treatment	QR	0	▼	-100.0%	-1
	Voluntary Continuing Services and Support Agreem	VA	0	▼	-100.0%	-1
	<b>Total</b>			<b>82</b>	<b>▼</b>	<b>-12.8%</b>
<b>GRAND TOTAL</b>			<b>189</b>	<b>▲</b>	<b>6.2%</b>	<b>+11</b>

Filings by Major Case Category\*\*

Category	Summary	Change	% Change	Absolute Change	
Adult Criminal	40	▲	+8.1%	+3	
Child Dependency	16	▲	+45.5%	+5	
Child in Need of Services/Supervision	2	▼	-60.0%	-3	
Custody and Visitation	34	▼	-46.0%	-29	
Delinquency	9	▲	+28.6%	+2	
Other	31	▲	+55.0%	+11	
Protective Orders	10	▼	-28.6%	-4	
Support	40	▲	+135.3%	+23	
Traffic	7	▲	+75.0%	+3	
<b>GRAND TOTAL</b>		<b>189</b>	<b>▲</b>	<b>6.2%</b>	<b>+11</b>

\* Compared to same time period as previous year  
 10/15/2024 1:35:12PM

\*\* Case Type Categories are defined in the 2017 Virginia Judicial Workload Assessment  
 Source: SCV-SQL-Information

2024 Overall GRAND TOTAL		Distribution of Caseload		Change*		Percentage (%) of Caseload			
<b>56</b> -39 -41.1% 	<b>Adult</b>	29	52%	-39.6%	▼	-19	<b>Adult</b>	50.5%	51.8%
	<b>Juvenile</b>	27	48%	-42.6%	▼	-20	<b>Juvenile</b>	49.5%	48.2%
<b>GRAND TOTAL</b>		<b>56</b>	100%	-41.1%	▼	-39	<b>GRAND TOTAL</b>	100%	100%

Filings by Division & Code


Division	Case Type Description	Code	Summary	Change	% Change	Absolute Change
<b>Adult</b>	Felony	CF	8	▲	+300.0%	+6
	Misdemeanor	CM	7	▼	-73.1%	-19
	Other	OT	4	▲	-33.3%	-2
	Show Cause	SC	3	▲	+50.0%	+1
	Civil Support	VS	2	▲	+100.0%	+1
	Non-Family Abuse Protective Order	AP	2	▲	+100.0%	+1
	Remand Support	RS	2	▲	-	+2
	Capias	CA	1	▼	-80.0%	-4
	Family Abuse - Protective Order	FP	0	▼	-100.0%	-5
	Total			<b>29</b>	▼	<b>-39.6%</b>
<b>Juvenile</b>	Traffic	T	13	▲	+160.0%	+8
	Remand Custody	RC	4	▲	-	+4
	Remand Visitation	RV	4	▲	-	+4
	Misdemeanor	DM	3	▼	-72.7%	-8
	Custody Visitation	CV	2	▼	-91.7%	-22
	Felony	DF	1	▲	-	+1
	Abuse and Neglect	AN	0	▼	-100.0%	-5
	Foster Care Review	FC	0	▼	-100.0%	-1
	Initial Foster Care	IF	0	▼	-100.0%	-1
Total			<b>27</b>	▼	<b>-42.6%</b>	<b>-20</b>
<b>GRAND TOTAL</b>			<b>56</b>	▼	<b>-41.1%</b>	<b>-39</b>

Filings by Major Case Category\*\*

Category	Summary	Change	% Change	Absolute Change		
Adult Criminal	17	▲	-45.2%	-14		
Child Dependency	0	▼	-100.0%	-7		
Custody and Visitation	2	▼	-91.7%	-22		
Delinquency	4	▲	-63.6%	-7		
Other	14	▲	+133.3%	+8		
Protective Orders	2	↔	-66.7%	-4		
Support	4	↔	-20.0%	-1		
Traffic	13	▲	+160.0%	+8		
<b>GRAND TOTAL</b>			<b>56</b>	▼	<b>-41.1%</b>	<b>-39</b>

\* Compared to same time period as previous year  
 10/15/2024 1:35:12PM

\*\* Case Type Categories are defined in the 2017 Virginia Judicial Workload Assessment  
 Source: SCV-SQL-Information

2024 Overall GRAND TOTAL		Distribution of Caseload		Change*		Percentage (%) of Caseload			
<b>1,131</b>	+213 23.2%	<b>Adult</b>	651	58%	43.7% ▲	+198	<b>Adult</b>	49.3%	57.6%
2024 		<b>Juvenile</b>	480	42%	3.2% ▲	+15	<b>Juvenile</b>	50.7%	42.4%
		<b>GRAND TOTAL</b>	<b>1,131</b>	100%	23.2% ▲	+213	<b>GRAND TOTAL</b>	100%	100%

Filings by Division & Code

Division	Case Type Description	Code	Summary	Change	% Change	Absolute Change
<b>Adult</b>	Misdemeanor	CM	139	▲	+27.5%	+30
	Felony	CF	120	▲	+160.9%	+74
	Civil Support	VS	113	▲	+32.9%	+28
	Show Cause	SC	95	▲	+97.9%	+47
	Other	OT	93	▼	-1.1%	-1
	Family Abuse - Protective Order	FP	44	▲	+15.8%	+6
	Capias	CA	17	▲	+6.3%	+1
	Motion - Protective Order	MP	12	▲	+50.0%	+4
	Non-Family Abuse Protective Order	AP	10	▲	+900.0%	+9
	Violation of Protective Order	PV	4	▲	-	+4
	Remand Support	RS	2	▼	-71.4%	-5
	Violation Family Abuse Protective Order	PS	2	▲	+100.0%	+1
		<b>Total</b>		<b>651</b>	▲	<b>43.7%</b>
<b>Juvenile</b>	Custody Visitation	CV	282	▲	+20.5%	+48
	Misdemeanor	DM	49	▼	-3.9%	-2
	Traffic	T	25	↔	-	-
	Felony	DF	21	▲	+90.9%	+10
	Abuse and Neglect	AN	18	▼	-25.0%	-6
	Truancy	TR	18	▼	-37.9%	-11
	Motion - Protective Order	MP	12	▲	+140.0%	+7
	Permanency Planning	PH	10	▲	+42.9%	+3
	Status	ST	9	▲	+80.0%	+4
	Show Cause	SC	7	▼	-12.5%	-1
	Initial Foster Care	IF	5	▼	-16.7%	-1
	Paternity	PT	4	▼	-50.0%	-4
	Child In Need of Services	CS	3	▼	-40.0%	-2
	Foster Care Review	FC	3	▼	-40.0%	-2
	Non-Family Abuse Protective Order	AP	3	▼	-50.0%	-3
	Relief of Custody	CR	3	▼	-62.5%	-5
	Temporary Detention Order	TD	3	▼	-25.0%	-1
	Emergency Custody Order	EC	2	▲	-	+2
	Civil Violation	CI	1	▼	-80.0%	-4
	Family Abuse - Protective Order	FP	1	▲	-	+1
	Other	OT	1	▲	-	+1
	Child at Risk	RI	0	▼	-100.0%	-1
	Emancipation	EP	0	▼	-100.0%	-1
	Qualified Residential Treatment	QR	0	▼	-100.0%	-2
	Remand Custody	RC	0	▼	-100.0%	-7
	Remand Visitation	RV	0	▼	-100.0%	-7
	Special Immigrant Juvenile Status	SI	0	▼	-100.0%	-1
		<b>Total</b>		<b>480</b>	▲	<b>3.2%</b>
<b>GRAND TOTAL</b>			<b>1,131</b>	▲	23.2%	+213

Filings by Major Case Category\*\*

Category	Summary	Change	% Change	Absolute Change
Adult Criminal	328	▲	+63.2%	+127
Child Dependency	39	▼	-26.4%	-14
Child in Need of Services/Supervision	21	▼	-40.0%	-14
Custody and Visitation	286	▼	+18.2%	+44

\* Compared to same time period as previous year  
 10/15/2024 1:35:12PM

\*\* Case Type Categories are defined in the 2017 Virginia Judicial Workload Assessment  
 Source: SCV-SQL-Information



Delinquency	77	▲	+11.6%	+8
Juvenile Miscellaneous	9	↔	+50.0%	+3
New to Workload Study	1	▼	-83.3%	-5
Other	101	▲	-15.1%	-18
Protective Orders	82	▲	+41.4%	+24
Support	162	▲	+55.8%	+58
Traffic	25	↔		0
<b>GRAND TOTAL</b>	<b>1,131</b>	▲	23.2%	+213

2024 Overall GRAND TOTAL		Distribution of Caseload			Change*		Percentage (%) of Caseload		
<b>1,573</b>	-80 -4.8%	<b>Adult</b>	887	56%	0.3% ▲	+3	<b>Adult</b>	53.5%	56.4%
2024		<b>Juvenile</b>	686	44%	-10.8% ▼	-83	<b>Juvenile</b>	46.5%	43.6%
2023		<b>GRAND TOTAL</b>	<b>1,573</b>	100%	-4.8% ▼	-80	<b>GRAND TOTAL</b>	100%	100%

Filings by Division & Code

Division	Case Type Description	Code	Summary	Change	% Change	Absolute Change	
<b>Adult</b>	Show Cause	SC	206	▲	+121.5%	+113	
	Felony	CF	160	▼	-11.1%	-20	
	Misdemeanor	CM	153	▼	-22.3%	-44	
	Civil Support	VS	125	▼	-0.8%	-1	
	Other	OT	90	▼	-23.1%	-27	
	Family Abuse - Protective Order	FP	66	▼	-8.3%	-6	
	Capias	CA	60	▼	-4.8%	-3	
	Remand Support	RS	8	▼	-46.7%	-7	
	Motion - Protective Order	MP	7	▼	-56.3%	-9	
	Non-Family Abuse Protective Order	AP	4	▲	+300.0%	+3	
	Restricted License for Non-Support	SL	4	▲	+300.0%	+3	
	Violation of Protective Order	PV	4	▲	+100.0%	+2	
	Criminal Support	CS	0	▼	-100.0%	-1	
		<b>Total</b>		<b>887</b>	▲	<b>0.3%</b>	<b>+3</b>
<b>Juvenile</b>	Custody Visitation	CV	330	▼	-21.2%	-89	
	Misdemeanor	DM	63	▲	+10.5%	+6	
	Abuse and Neglect	AN	57	▲	+128.0%	+32	
	Mental Commitment	MC	37	▼	-28.8%	-15	
	Traffic	T	36	▲	+24.1%	+7	
	Foster Care Review	FC	33	▼	-2.9%	-1	
	Initial Foster Care	IF	17	▲	+88.9%	+8	
	Felony	DF	13	▼	-35.0%	-7	
	Terminate Parental Rights	TP	12	▲	+20.0%	+2	
	Paternity	PT	11	▲	+57.1%	+4	
	Remand Custody	RC	11	▼	-45.0%	-9	
	Remand Visitation	RV	11	▼	-45.0%	-9	
	Child In Need of Services	CS	10	▲	+66.7%	+4	
	Permanency Planning	PH	9	▼	-30.8%	-4	
	Temporary Detention Order	TD	7	▼	-41.7%	-5	
	Truancy	TR	6	▼	-53.8%	-7	
	Motion - Protective Order	MP	5	▼	-37.5%	-3	
	Non-Family Abuse Protective Order	AP	5	↔		-	
	Emergency Custody Order	EC	4	↔		-	
	Special Immigrant Juvenile Status	SI	3	↔		-	
	Show Cause	SC	2	▲	-	+2	
	Status	ST	2	▲	+100.0%	+1	
	Civil Violation	CI	1	▲	-	+1	
	Voluntary Continuing Services and Support Agreem	VA	1	▼	-50.0%	-1	
		<b>Total</b>		<b>686</b>	▼	<b>-10.8%</b>	<b>-83</b>
	<b>GRAND TOTAL</b>			<b>1,573</b>	▼	<b>-4.8%</b>	<b>-80</b>

Filings by Major Case Category\*\*

Category	Summary	Change	% Change	Absolute Change
Adult Criminal	467	▲	-7.0%	-35
Child Dependency	129	▲	+38.7%	+36
Child in Need of Services/Supervision	16	▲	-15.8%	-3
Custody and Visitation	341	▲	-20.0%	-85
Delinquency	78	▲	+1.3%	+1

\* Compared to same time period as previous year  
 10/15/2024 1:35:12PM

\*\* Case Type Categories are defined in the 2017 Virginia Judicial Workload Assessment  
 Source: SCV-SQL-Information

Juvenile Miscellaneous	2	▲	+100.0%	+1
New to Workload Study	4	▲	+33.3%	+1
Other	168	▼	-30.0%	-72
Protective Orders	87	▲	-14.7%	-15
Support	245	▲	+52.2%	+84
Traffic	36	▲	+24.1%	+7
<b>GRAND TOTAL</b>	<b>1,573</b>	▼	-4.8%	-80

2024 Overall GRAND TOTAL		Distribution of Caseload			Change*		Percentage (%) of Caseload		
<b>1,506</b>	-65 -4.1%	<b>Adult</b>	840	56%	9.2% ▲	+71	<b>Adult</b>	48.9%	55.8%
2024		<b>Juvenile</b>	666	44%	-17.0% ▼	-136	<b>Juvenile</b>	51.1%	44.2%
2023		<b>GRAND TOTAL</b>	<b>1,506</b>	100%	-4.1% ▼	-65	<b>GRAND TOTAL</b>	100%	100%

**Filings by Division & Code**

Division	Case Type Description	Code	Summary	Change	% Change	Absolute Change
<b>Adult</b>	Show Cause	SC	230	▲	+67.9%	+93
	Civil Support	VS	171	▼	-3.4%	-6
	Misdemeanor	CM	118	▼	-11.3%	-15
	Other	OT	109	▼	-5.2%	-6
	Capias	CA	88	▲	+17.3%	+13
	Family Abuse - Protective Order	FP	56	▲	+19.1%	+9
	Felony	CF	35	▼	-23.9%	-11
	Remand Support	RS	13	▲	+30.0%	+3
	Motion - Protective Order	MP	10	▼	-56.5%	-13
	Non-Family Abuse Protective Order	AP	5	▲	+66.7%	+2
	Restricted License for Non-Support	SL	4	▲	+33.3%	+1
	Violation of Protective Order	PV	1	▲	-	+1
		<b>Total</b>		<b>840</b>	▲	<b>9.2%</b>
<b>Juvenile</b>	Custody Visitation	CV	366	▼	-16.8%	-74
	Misdemeanor	DM	47	▼	-23.0%	-14
	Foster Care Review	FC	46	▼	-2.1%	-1
	Permanency Planning	PH	25	▼	-16.7%	-5
	Traffic	T	22	▲	+69.2%	+9
	Remand Custody	RC	21	▲	+10.5%	+2
	Remand Visitation	RV	21	▲	+10.5%	+2
	Temporary Detention Order	TD	18	▲	+80.0%	+8
	Abuse and Neglect	AN	16	▼	-30.4%	-7
	Felony	DF	12	▼	-60.0%	-18
	Terminate Parental Rights	TP	12	▼	-29.4%	-5
	Truancy	TR	12	▼	-14.3%	-2
	Initial Foster Care	IF	11	↔	-	-
	Show Cause	SC	7	▼	+40.0%	+2
	Paternity	PT	6	▼	-40.0%	-4
	Child In Need of Services	CS	5	▼	-50.0%	-5
	Motion - Protective Order	MP	5	▼	-68.8%	-11
	Voluntary Continuing Services and Support Agree	VA	5	▲	+25.0%	+1
	Non-Family Abuse Protective Order	AP	4	▼	-42.9%	-3
	Emergency Custody Order	EC	3	▲	+50.0%	+1
	Status	ST	2	▲	+100.0%	+1
	Child at Risk	RI	0	▼	-100.0%	-11
	Other	OT	0	▼	-100.0%	-2
	<b>Total</b>		<b>666</b>	▼	<b>-17.0%</b>	<b>-136</b>
	<b>GRAND TOTAL</b>		<b>1,506</b>	▼	<b>-4.1%</b>	<b>-65</b>

**Filings by Major Case Category\*\***

Category	Summary	Change	% Change	Absolute Change
Adult Criminal	325	▲	-2.1%	-7
Child Dependency	115	▼	-19.6%	-28
Child in Need of Services/Supervision	17	▼	-32.0%	-8
Custody and Visitation	372	▼	-17.3%	-78
Delinquency	66	▼	-30.5%	-29
Juvenile Miscellaneous	2	▲	+100.0%	+1
Other	185	▲	+4.5%	+8

\* Compared to same time period as previous year  
 10/15/2024 1:35:12PM

\*\* Case Type Categories are defined in the 2017 Virginia Judicial Workload Assessment  
 Source: SCV-SQL-Information

Protective Orders	80	▼	-16.7%	-16
Support	322	▲	+34.7%	+83
Traffic	22	▲	+69.2%	+9
<b>GRAND TOTAL</b>	<b>1,506</b>	▼	-4.1%	-65

2024 Overall GRAND TOTAL		Distribution of Caseload		Change*		Percentage (%) of Caseload		
<b>387</b> +7 1.8% 	Adult	162	42%	-6.4%	▼	-11	2023	2024
	Juvenile	225	58%	8.7%	▲	+18	45.5%	41.9%
<b>GRAND TOTAL</b>		<b>387</b>	100%	1.8%	▲	+7	<b>100%</b>	<b>100%</b>

Filings by Division & Code

Division	Case Type Description	Code	Summary	Change	% Change	Absolute Change	
<b>Adult</b>	Show Cause	SC	39	▲	+11.4%	+4	
	Civil Support	VS	33	▼	-15.4%	-6	
	Misdemeanor	CM	32	▼	-5.9%	-2	
	Other	OT	24	▼	-31.4%	-11	
	Family Abuse - Protective Order	FP	7	▼	-50.0%	-7	
	Remand Support	RS	7	▲	+75.0%	+3	
	Capias	CA	6	▲	+20.0%	+1	
	Felony	CF	6	↔		-	
	Motion - Protective Order	MP	5	▲	+400.0%	+4	
	Violation of Protective Order	PV	2	▲	-	+2	
	Non-Family Abuse Protective Order	AP	1	▲	-	+1	
	<b>Total</b>			<b>162</b>	▼	<b>-6.4%</b>	<b>-11</b>
<b>Juvenile</b>	Custody Visitation	CV	109	▼	-8.4%	-10	
	Misdemeanor	DM	17	▲	+6.3%	+1	
	Traffic	T	14	▲	+55.6%	+5	
	Remand Custody	RC	11	▲	+57.1%	+4	
	Remand Visitation	RV	11	▲	+57.1%	+4	
	Civil Violation	CI	10	↔		-	
	Abuse and Neglect	AN	9	↔		-	
	Paternity	PT	6	▲	+100.0%	+3	
	Permanency Planning	PH	6	▲	+200.0%	+4	
	Status	ST	6	▲	+50.0%	+2	
	Emergency Custody Order	EC	4	▲	+33.3%	+1	
	Foster Care Review	FC	4	▲	+33.3%	+1	
	Motion - Protective Order	MP	4	▲	-	+4	
	Temporary Detention Order	TD	3	↔		-	
	Initial Foster Care	IF	2	▲	+100.0%	+1	
	Special Immigrant Juvenile Status	SI	2	↔		-	
	Capias	CA	1	↔		-	
	Entrustment	ET	1	▲	-	+1	
	Felony	DF	1	↔		-	
	Non-Family Abuse Protective Order	AP	1	▲	-	+1	
	Other	OT	1	▲	-	+1	
	Show Cause	SC	1	▼	-50.0%	-1	
	Truancy	TR	1	↔		-	
	Terminate Parental Rights	TP	0	▼	-100.0%	-4	
	<b>Total</b>			<b>225</b>	▲	<b>8.7%</b>	<b>+18</b>
	<b>GRAND TOTAL</b>			<b>387</b>	▲	<b>1.8%</b>	<b>+7</b>

Filings by Major Case Category\*\*

Category	Summary	Change	% Change	Absolute Change
Adult Criminal	72	▲	+4.3%	+3
Child Dependency	22	▲	+15.8%	+3
Child in Need of Services/Supervision	1	↔		0
Custody and Visitation	115	▲	-5.7%	-7
Delinquency	20	▼		0
Juvenile Miscellaneous	6	▲	+50.0%	+2
New to Workload Study	12	↔		0

\* Compared to same time period as previous year  
 10/15/2024 1:35:12PM

\*\* Case Type Categories are defined in the 2017 Virginia Judicial Workload Assessment  
 Source: SCV-SQL-Information

**CPSS - JCMS CASELOAD STATISTICS OF THE JUVENILE & DOMESTIC RELATIONS DISTRICT COURTS**  
 January 2024 thru September 2024 Filings (Compared to January 2023 thru September 2023)

Other	61	▲	+3.4%	+2
Protective Orders	18	▲	+20.0%	+3
Support	46	▲	-8.0%	-4
Traffic	14	▲	+55.6%	+5
<b>GRAND TOTAL</b>	<b>387</b>	▲	1.8%	+7

2024 Overall GRAND TOTAL		Distribution of Caseload			Change*		Percentage (%) of Caseload		
<b>2,889</b>	-67 -2.3%	<b>Adult</b>	1,288	45%	0.9% ▲	+12	<b>Adult</b>	43.2%	44.6%
2024		<b>Juvenile</b>	1,601	55%	-4.7% ▼	-79	<b>Juvenile</b>	56.8%	55.4%
2023		<b>GRAND TOTAL</b>	<b>2,889</b>	100%	-2.3% ▼	-67	<b>GRAND TOTAL</b>	100%	100%

Filings by Division & Code

Division	Case Type Description	Code	Summary	Change	% Change	Absolute Change	
<b>Adult</b>	Misdemeanor	CM	287	▲	+21.1%	+50	
	Civil Support	VS	279	▼	-8.8%	-27	
	Show Cause	SC	265	▼		-	
	Other	OT	182	▲	+6.4%	+11	
	Family Abuse - Protective Order	FP	109	▲	+1.9%	+2	
	Capias	CA	52	▼	-23.5%	-16	
	Felony	CF	48	▼	-5.9%	-3	
	Remand Support	RS	31	▼	-20.5%	-8	
	Violation of Protective Order	PV	14	↔		-	
	Motion - Protective Order	MP	10	▲	+42.9%	+3	
	Non-Family Abuse Protective Order	AP	6	▼	-14.3%	-1	
	Protective Order	PC	4	↔		-	
	Violation Family Abuse Protective Order	PS	1	▲	-	+1	
	<b>Total</b>		<b>1,288</b>	▲	<b>0.9%</b>	<b>+12</b>	
<b>Juvenile</b>	Custody Visitation	CV	983	▼	-5.9%	-62	
	Misdemeanor	DM	157	▲	+18.9%	+25	
	Traffic	T	95	▲	+37.7%	+26	
	Remand Visitation	RV	58	▼	-15.9%	-11	
	Remand Custody	RC	56	▼	-11.1%	-7	
	Paternity	PT	35	▲	+20.7%	+6	
	Felony	DF	27	▲	+58.8%	+10	
	Abuse and Neglect	AN	23	▼	-48.9%	-22	
	Status	ST	22	▼	-12.0%	-3	
	Foster Care Review	FC	20	▼	-35.5%	-11	
	Truancy	TR	19	▼	-36.7%	-11	
	Special Immigrant Juvenile Status	SI	15	▼	-16.7%	-3	
	Motion - Protective Order	MP	14	▲	+100.0%	+7	
	Permanency Planning	PH	14	▼	-44.0%	-11	
	Civil Violation	CI	13	▲	+225.0%	+9	
	Terminate Parental Rights	TP	12	▲	+500.0%	+10	
	Initial Foster Care	IF	8	▼	-33.3%	-4	
	Emergency Custody Order	EC	6	▼	-25.0%	-2	
	Non-Family Abuse Protective Order	AP	6	▼	-53.8%	-7	
	Temporary Detention Order	TD	6	▼	-62.5%	-10	
	Family Abuse - Protective Order	FP	4	▲	+100.0%	+2	
	Other	OT	4	▼	-42.9%	-3	
	Show Cause	SC	2	▲	-	+2	
	Child In Need of Services	CS	1	▼	-66.7%	-2	
	Voluntary Continuing Services and Support Agreem	VA	1	▼	-66.7%	-2	
	Child at Risk	RI	0	▼	-100.0%	-1	
	Emancipation	EP	0	▼	-100.0%	-1	
	Qualified Residential Treatment	QR	0	▼	-100.0%	-3	
		<b>Total</b>		<b>1,601</b>	▼	<b>-4.7%</b>	<b>-79</b>
		<b>GRAND TOTAL</b>		<b>2,889</b>	▼	<b>-2.3%</b>	<b>-67</b>

Filings by Major Case Category\*\*

Category	Summary	Change	% Change	Absolute Change
Adult Criminal	613	▲	+9.3%	+52
Child Dependency	78	▲	-36.1%	-44

\* Compared to same time period as previous year  
 10/15/2024 1:35:12PM

\*\* Case Type Categories are defined in the 2017 Virginia Judicial Workload Assessment  
 Source: SCV-SQL-Information



Child in Need of Services/Supervision	21	▲	-36.4%	-12
Custody and Visitation	1,018	▲	-5.2%	-56
Delinquency	185	▲	+24.2%	+36
Juvenile Miscellaneous	22	▼	-15.4%	-4
New to Workload Study	28	▲	+27.3%	+6
Other	343	▲	-8.0%	-30
Protective Orders	149	▲	+4.2%	+6
Support	337	▼	-12.2%	-47
Traffic	95	▲	+37.7%	+26
<b>GRAND TOTAL</b>	<b>2,889</b>	▼	-2.3%	-67

2024 Overall GRAND TOTAL		Distribution of Caseload		Change*		Percentage (%) of Caseload			
<b>1,181</b>	-143 -10.8%	<b>Adult</b>	557	47%	-3.8%	-22	<b>Adult</b>	43.7%	47.2%
2024		<b>Juvenile</b>	624	53%	-16.2%	-121	<b>Juvenile</b>	56.3%	52.8%
2023		<b>GRAND TOTAL</b>	<b>1,181</b>	100%	-10.8%	-143	<b>GRAND TOTAL</b>	100%	100%

Filings by Division & Code

Division	Case Type Description	Code	Summary	Change	% Change	Absolute Change	
<b>Adult</b>	Misdemeanor	CM	125	▲	+6.8%	+8	
	Civil Support	VS	94	▲	+1.1%	+1	
	Show Cause	SC	94	▼	-20.3%	-24	
	Other	OT	92	▲	+17.9%	+14	
	Family Abuse - Protective Order	FP	55	▼	-12.7%	-8	
	Felony	CF	47	▲	+20.5%	+8	
	Capias	CA	34	▼	-29.2%	-14	
	Motion - Protective Order	MP	9	▼	-47.1%	-8	
	Remand Support	RS	3	▲	+50.0%	+1	
	Non-Family Abuse Protective Order	AP	2	▼	-50.0%	-2	
	Restricted License for Non-Support	SL	1	▲	-	+1	
	Violation of Protective Order	PV	1	▲	-	+1	
		<b>Total</b>		<b>557</b>	▼	<b>-3.8%</b>	<b>-22</b>
<b>Juvenile</b>	Custody Visitation	CV	372	▼	-14.9%	-65	
	Traffic	T	45	▼	-41.6%	-32	
	Misdemeanor	DM	43	▼	-21.8%	-12	
	Status	ST	30	▲	+7.1%	+2	
	Permanency Planning	PH	24	▼	-11.1%	-3	
	Initial Foster Care	IF	13	▲	+18.2%	+2	
	Abuse and Neglect	AN	11	▼	-31.3%	-5	
	Foster Care Review	FC	11	▼	-45.0%	-9	
	Show Cause	SC	10	▼	-23.1%	-3	
	Truancy	TR	10	▲	+150.0%	+6	
	Terminate Parental Rights	TP	8	▼	-42.9%	-6	
	Capias	CA	5	▲	-	+5	
	Felony	DF	5	↔	-	-	
	Paternity	PT	5	▼	-61.5%	-8	
	Remand Custody	RC	5	▲	-	+5	
	Remand Visitation	RV	5	▲	-	+5	
	Child In Need of Services	CS	4	▼	-20.0%	-1	
	Non-Family Abuse Protective Order	AP	4	▼	-33.3%	-2	
	Voluntary Continuing Services and Support Agree	VA	4	▲	+33.3%	+1	
	Motion - Protective Order	MP	3	↔	-	-	
	Other	OT	3	↔	-	-	
	Emergency Custody Order	EC	2	↔	-	-	
	Family Abuse - Protective Order	FP	1	▲	-	+1	
	Temporary Detention Order	TD	1	▲	-	+1	
	Emancipation	EP	0	▼	-100.0%	-1	
	Qualified Residential Treatment	QR	0	▼	-100.0%	-2	
		<b>Total</b>		<b>624</b>	▼	<b>-16.2%</b>	<b>-121</b>
	<b>GRAND TOTAL</b>			<b>1,181</b>	▼	<b>-10.8%</b>	<b>-143</b>

Filings by Major Case Category\*\*

Category	Summary	Change	% Change	Absolute Change
Adult Criminal	266	▲	-4.7%	-13
Child Dependency	71	▼	-23.7%	-22
Child in Need of Services/Supervision	14	▲	+55.6%	+5
Custody and Visitation	377	▼	-16.2%	-73
Delinquency	63	▲	-13.7%	-10

\* Compared to same time period as previous year  
 10/15/2024 1:35:12PM

\*\* Case Type Categories are defined in the 2017 Virginia Judicial Workload Assessment  
 Source: SCV-SQL-Information

Juvenile Miscellaneous	30	▲	+3.4%	+1
Other	111	▲	+30.6%	+26
Protective Orders	74	▲	-20.4%	-19
Support	130	▲	-4.4%	-6
Traffic	45	▼	-41.6%	-32
<b>GRAND TOTAL</b>	<b>1,181</b>	▼	-10.8%	-143

2024 Overall GRAND TOTAL		Distribution of Caseload		Change*		Percentage (%) of Caseload			
<b>4,919</b>	+146 3.1%	<b>Adult</b>	2,201	45%	3.3% ▲	+70	<b>Adult</b>	44.6%	44.7%
2024		<b>Juvenile</b>	2,718	55%	2.9% ▲	+76	<b>Juvenile</b>	55.4%	55.3%
2023		<b>GRAND TOTAL</b>	<b>4,919</b>	100%	3.1% ▲	+146	<b>GRAND TOTAL</b>	100%	100%

**Filings by Division & Code**

Division	Case Type Description	Code	Summary	Change	% Change	Absolute Change	
<b>Adult</b>	Misdemeanor	CM	454	▼	-4.4%	-21	
	Civil Support	VS	416	▲	+11.8%	+44	
	Show Cause	SC	409	▲	+33.2%	+102	
	Other	OT	312	▲	-4.3%	-14	
	Felony	CF	217	▲	+1.9%	+4	
	Family Abuse - Protective Order	FP	213	▲	+6.0%	+12	
	Capias	CA	108	▼	-18.8%	-25	
	Remand Support	RS	23	▼	-11.5%	-3	
	Motion - Protective Order	MP	20	▼	-42.9%	-15	
	Non-Family Abuse Protective Order	AP	13	▲	+30.0%	+3	
	Violation of Protective Order	PV	8	▼	-66.7%	-16	
	Violation Family Abuse Protective Order	PS	7	▲	+250.0%	+5	
	Return of Desposit (Bondsman)	RD	1	▲	-	+1	
	Bond Forfeiture	BF	0	▼	-100.0%	-1	
	Restricted License for Non-Support	SL	0	▼	-100.0%	-6	
	<b>Total</b>		<b>2,201</b>	<b>▲</b>	<b>3.3%</b>	<b>+70</b>	
<b>Juvenile</b>	Custody Visitation	CV	1,176	▲	+5.3%	+59	
	Misdemeanor	DM	312	▼	-2.8%	-9	
	Traffic	T	210	▼	-16.7%	-42	
	Abuse and Neglect	AN	166	▼	-10.8%	-20	
	Motion - Protective Order	MP	112	▲	+53.4%	+39	
	Permanency Planning	PH	90	▼	-12.6%	-13	
	Felony	DF	88	▲	+63.0%	+34	
	Foster Care Review	FC	68	▲	+6.3%	+4	
	Initial Foster Care	IF	53	▲	+89.3%	+25	
	Remand Custody	RC	53	▼	-10.2%	-6	
	Paternity	PT	51	▲	+34.2%	+13	
	Remand Visitation	RV	49	▼	-14.0%	-8	
	Special Immigrant Juvenile Status	SI	43	▼	-17.3%	-9	
	Terminate Parental Rights	TP	39	▲	+14.7%	+5	
	Truancy	TR	37	▼	-7.5%	-3	
	Entrustment	ET	36	▲	+157.1%	+22	
	Status	ST	24	▼	-7.7%	-2	
	Show Cause	SC	23	▼	-25.8%	-8	
	Non-Family Abuse Protective Order	AP	22	▲	+120.0%	+12	
	Voluntary Continuing Services and Support Agree	VA	16	▲	+33.3%	+4	
	Child In Need of Services	CS	15	▲	+15.4%	+2	
	Civil Violation	CI	8	▼	-60.0%	-12	
	Temporary Detention Order	TD	6	▲	+20.0%	+1	
	Capias	CA	5	▲	+400.0%	+4	
	Other	OT	5	▲	-	+5	
	Relief of Custody	CR	5	▼	-64.3%	-9	
	Emergency Custody Order	EC	4	↔	-	-	
	Family Abuse - Protective Order	FP	1	▲	-	+1	
	Mental Commitment	MC	1	↔	-	-	
	Juvenile Support	JS	0	▼	-100.0%	-1	
	Qualified Residential Treatment	QR	0	▼	-100.0%	-11	
	Restoration of Parental Rights	RR	0	▼	-100.0%	-1	
		<b>Total</b>		<b>2,718</b>	<b>▲</b>	<b>2.9%</b>	<b>+76</b>
	<b>GRAND TOTAL</b>			<b>4,919</b>	<b>▲</b>	<b>3.1%</b>	<b>+146</b>

\* Compared to same time period as previous year  
 10/15/2024 1:35:12PM

\*\* Case Type Categories are defined in the 2017 Virginia Judicial Workload Assessment  
 Source: SCV-SQL-Information

**Filings by Major Case Category\*\***

Category	Summary	Change	% Change	Absolute Change
Adult Criminal	976	▲	-3.0%	-30
Child Dependency	473	▲	+1.5%	+7
Child in Need of Services/Supervision	57	▼	-9.5%	-6
Custody and Visitation	1,227	▲	+6.2%	+72
Delinquency	423	▲	+6.5%	+26
Juvenile Miscellaneous	24	▼	-7.7%	-2
New to Workload Study	51	▼	-29.2%	-21
Other	454	▲	-5.2%	-25
Protective Orders	381	▲	+15.8%	+52
Support	643	▼	+21.8%	+115
Traffic	210	▼	-16.7%	-42
<b>GRAND TOTAL</b>	<b>4,919</b>	▲	3.1%	+146

\* Compared to same time period as previous year  
 10/15/2024 1:35:12PM

\*\* Case Type Categories are defined in the 2017 Virginia Judicial Workload Assessment  
 Source: SCV-SQL-Information

2024 Overall GRAND TOTAL	Distribution of Caseload	Change*	Percentage (%) of Caseload																							
<p><b>2,043</b></p> <p>-223 -9.8%</p>	<table border="1" style="width: 100%; border-collapse: collapse;"> <tr> <td style="background-color: #4a4a8a; color: white;">Adult</td> <td style="text-align: right;">940</td> <td style="text-align: right;">46%</td> <td style="text-align: right;">-7.0% ▼</td> <td style="text-align: right;">-71</td> </tr> <tr> <td style="background-color: #e67e22; color: white;">Juvenile</td> <td style="text-align: right;">1,103</td> <td style="text-align: right;">54%</td> <td style="text-align: right;">-12.1% ▼</td> <td style="text-align: right;">-152</td> </tr> <tr> <td style="background-color: #f1c40f; font-weight: bold;">GRAND TOTAL</td> <td style="text-align: right; font-weight: bold;">2,043</td> <td style="text-align: right; font-weight: bold;">100%</td> <td style="text-align: right; font-weight: bold;">-9.8% ▼</td> <td style="text-align: right; font-weight: bold;">-223</td> </tr> </table>	Adult	940	46%	-7.0% ▼	-71	Juvenile	1,103	54%	-12.1% ▼	-152	GRAND TOTAL	2,043	100%	-9.8% ▼	-223	<table border="1" style="width: 100%; border-collapse: collapse;"> <tr> <td style="background-color: #4a4a8a; color: white;">Adult</td> <td style="text-align: right;">44.6%</td> <td style="text-align: right;">46.0%</td> </tr> <tr> <td style="background-color: #e67e22; color: white;">Juvenile</td> <td style="text-align: right;">55.4%</td> <td style="text-align: right;">54.0%</td> </tr> <tr> <td style="background-color: #f1c40f; font-weight: bold;">GRAND TOTAL</td> <td style="text-align: right; font-weight: bold;">100%</td> <td style="text-align: right; font-weight: bold;">100%</td> </tr> </table>	Adult	44.6%	46.0%	Juvenile	55.4%	54.0%	GRAND TOTAL	100%	100%
Adult	940	46%	-7.0% ▼	-71																						
Juvenile	1,103	54%	-12.1% ▼	-152																						
GRAND TOTAL	2,043	100%	-9.8% ▼	-223																						
Adult	44.6%	46.0%																								
Juvenile	55.4%	54.0%																								
GRAND TOTAL	100%	100%																								

**Filings by Division & Code**

Division	Case Type Description	Code	Summary	Change	% Change	Absolute Change
<b>Adult</b>	Civil Support	VS	183	▲	+10.9%	+18
	Show Cause	SC	178	▲	-20.2%	-45
	Misdemeanor	CM	173	▼	-15.6%	-32
	Other	OT	132	▲	-8.3%	-12
	Felony	CF	112	▲	+23.1%	+21
	Family Abuse - Protective Order	FP	68	▼	-5.6%	-4
	Capias	CA	54	▲	-19.4%	-13
	Motion - Protective Order	MP	16	↔		-
	Remand Support	RS	10	▼	-16.7%	-2
	Non-Family Abuse Protective Order	AP	5	▼	-44.4%	-4
	Violation of Protective Order	PV	4	↔		-
	Emergency Custody Order	EC	3	▲	-	+3
	Restricted License for Non-Support	SL	2	▼	-33.3%	-1
	<b>Total</b>		<b>940</b>	▼	-7.0%	-71
<b>Juvenile</b>	Custody Visitation	CV	657	▼	-12.6%	-95
	Misdemeanor	DM	97	▼	-20.5%	-25
	Traffic	T	36	▼	-16.3%	-7
	Show Cause	SC	32	▲	-11.1%	-4
	Status	ST	30	▲	-26.8%	-11
	Felony	DF	29	▲	+52.6%	+10
	Truancy	TR	27	▼	-10.0%	-3
	Child In Need of Services	CS	26	▼	-16.1%	-5
	Permanency Planning	PH	25	▲	+92.3%	+12
	Remand Custody	RC	25	▼	-16.7%	-5
	Remand Visitation	RV	25	▼	-16.7%	-5
	Abuse and Neglect	AN	21	▲	+23.5%	+4
	Paternity	PT	13	▼	-23.5%	-4
	Motion - Protective Order	MP	11	▲	+120.0%	+6
	Foster Care Review	FC	9	▼	-40.0%	-6
	Non-Family Abuse Protective Order	AP	6	▲	+200.0%	+4
	Special Immigrant Juvenile Status	SI	6	▲	+100.0%	+3
	Terminate Parental Rights	TP	6	▲	+500.0%	+5
	Initial Foster Care	IF	5	▼	-28.6%	-2
	Relief of Custody	CR	4	▲	+300.0%	+3
	Civil Violation	CI	3	▼	-81.3%	-13
	Emergency Custody Order	EC	2	↔		-
	Entrustment	ET	2	▼	-66.7%	-4
	Capias	CA	1	▲	-	+1
	Child at Risk	RI	1	▲	-	+1
	Emancipation	EP	1	▲	-	+1
	Other	OT	1	▲	-	+1
	Temporary Detention Order	TD	1	▼	-90.0%	-9
	Voluntary Continuing Services and Support Agreen	VA	1	▼	-50.0%	-1
	Juvenile Support	JS	0	▼	-100.0%	-1
	Qualified Residential Treatment	QR	0	▼	-100.0%	-2
	Restoration of Parental Rights	RR	0	▼	-100.0%	-1
		<b>Total</b>		<b>1,103</b>	▼	-12.1%
	<b>GRAND TOTAL</b>		<b>2,043</b>	▼	-9.8%	-223

\* Compared to same time period as previous year  
 10/15/2024 1:35:12PM

\*\* Case Type Categories are defined in the 2017 Virginia Judicial Workload Assessment  
 Source: SCV-SQL-Information

**Filings by Major Case Category\*\***

Category	Summary	Change	% Change	Absolute Change
Adult Criminal	456	▼	-16.5%	-90
Child Dependency	74	▲	+15.6%	+10
Child in Need of Services/Supervision	63	▲	+1.6%	+1
Custody and Visitation	670	▼	-12.9%	-99
Delinquency	149	▲	-15.3%	-27
Juvenile Miscellaneous	31	▲	-24.4%	-10
New to Workload Study	9	▲	-52.6%	-10
Other	199	▲	-13.1%	-30
Protective Orders	106	▲	+1.9%	+2
Support	250	▲	+17.4%	+37
Traffic	36	▼	-16.3%	-7
<b>GRAND TOTAL</b>	<b>2,043</b>	▼	-9.8%	-223

\* Compared to same time period as previous year  
 10/15/2024 1:35:12PM

\*\* Case Type Categories are defined in the 2017 Virginia Judicial Workload Assessment  
 Source: SCV-SQL-Information

2024 Overall GRAND TOTAL		Distribution of Caseload			Change*		Percentage (%) of Caseload		
<b>2,158</b> 	+170 8.6%	<b>Adult</b>	963	45%	16.6% ▲	+137	<b>Adult</b>	41.5%	44.6%
		<b>Juvenile</b>	1,195	55%	2.8% ▲	+33	<b>Juvenile</b>	58.5%	55.4%
<b>GRAND TOTAL</b>		<b>2,158</b>	100%	8.6% ▲	+170	<b>GRAND TOTAL</b>	100%	100%	

Filings by Division & Code

Division	Case Type Description	Code	Summary	Change	% Change	Absolute Change	
<b>Adult</b>	Civil Support	VS	183	▲	+14.4%	+23	
	Misdemeanor	CM	179	▲	+34.6%	+46	
	Show Cause	SC	159	▲	+6.7%	+10	
	Felony	CF	139	▲	+37.6%	+38	
	Other	OT	132	▲	+10.9%	+13	
	Family Abuse - Protective Order	FP	70	▲	+2.9%	+2	
	Capias	CA	52	▲	+2.0%	+1	
	Motion - Protective Order	MP	16	▲	+6.7%	+1	
	Remand Support	RS	14	▼	-30.0%	-6	
	Violation of Protective Order	PV	12	▲	+100.0%	+6	
	Non-Family Abuse Protective Order	AP	5	▲	+66.7%	+2	
	Bond Forfeiture	BF	1	↔	-	-	
	Restricted License for Non-Support	SL	1	▲	-	+1	
<b>Total</b>			<b>963</b>	<b>▲</b>	<b>16.6%</b>	<b>+137</b>	
<b>Juvenile</b>	Custody Visitation	CV	557	▼	-16.4%	-109	
	Misdemeanor	DM	213	▲	+67.7%	+86	
	Status	ST	57	▲	+171.4%	+36	
	Permanency Planning	PH	56	▲	+460.0%	+46	
	Traffic	T	50	▲	+19.0%	+8	
	Remand Custody	RC	39	↔	-	-	
	Remand Visitation	RV	39	▼	-13.3%	-6	
	Truancy	TR	33	▲	+26.9%	+7	
	Foster Care Review	FC	21	▼	-22.2%	-6	
	Paternity	PT	21	▲	+10.5%	+2	
	Terminate Parental Rights	TP	19	▲	+850.0%	+17	
	Show Cause	SC	16	▲	+60.0%	+6	
	Initial Foster Care	IF	14	▼	-48.1%	-13	
	Non-Family Abuse Protective Order	AP	14	▲	+75.0%	+6	
	Felony	DF	13	▼	-48.0%	-12	
	Abuse and Neglect	AN	7	▼	-70.8%	-17	
	Child In Need of Services	CS	7	▲	+40.0%	+2	
	Temporary Detention Order	TD	4	↔	-	-	
	Emergency Custody Order	EC	3	↔	-	-	
	Relief of Custody	CR	3	▲	+50.0%	+1	
	Special Immigrant Juvenile Status	SI	3	↔	-	-	
	Civil Violation	CI	2	▼	-80.0%	-8	
	Capias	CA	1	▼	-50.0%	-1	
	Motion - Protective Order	MP	1	▼	-90.9%	-10	
	Other	OT	1	▲	-	+1	
	Voluntary Continuing Services and Support Agree	VA	1	▼	-50.0%	-1	
	Child at Risk	RI	0	▼	-100.0%	-1	
	Qualified Residential Treatment	QR	0	▼	-100.0%	-1	
	<b>Total</b>			<b>1,195</b>	<b>▲</b>	<b>2.8%</b>	<b>+33</b>
	<b>GRAND TOTAL</b>			<b>2,158</b>	<b>▲</b>	<b>8.6%</b>	<b>+170</b>

Filings by Major Case Category\*\*

Category	Summary	Change	% Change	Absolute Change
Adult Criminal	461	▲	+18.8%	+73
Child Dependency	121	▲	+26.0%	+25

\* Compared to same time period as previous year  
 10/15/2024 1:35:12PM

\*\* Case Type Categories are defined in the 2017 Virginia Judicial Workload Assessment  
 Source: SCV-SQL-Information




**CPSS - JCMS CASELOAD STATISTICS OF THE JUVENILE & DOMESTIC RELATIONS DISTRICT COURTS**  
 January 2024 thru September 2024 Filings (Compared to January 2023 thru September 2023)

**Warren**

District: 26 FIPS: 187

Child in Need of Services/Supervision	40	▲	+29.0%	+9
Custody and Visitation	578	▼	-15.6%	-107
Delinquency	243	▲	+48.2%	+79
Juvenile Miscellaneous	57	▲	+171.4%	+36
New to Workload Study	5	▼	-61.5%	-8
Other	232	▲	+0.9%	+2
Protective Orders	106	▲	+1.0%	+1
Support	265	▲	+24.4%	+52
Traffic	50	▲	+19.0%	+8
<b>GRAND TOTAL</b>	<b>2,158</b>	▲	8.6%	+170

2024 Overall GRAND TOTAL		Distribution of Caseload		Change*		Percentage (%) of Caseload			
<b>1,690</b>	-8 -0.5%	<b>Adult</b>	798	47%	9.5% ▲	+69	<b>Adult</b>	42.9%	47.2%
2024 		<b>Juvenile</b>	892	53%	-7.9% ▼	-77	<b>Juvenile</b>	57.1%	52.8%
		<b>GRAND TOTAL</b>	<b>1,690</b>	100%	-0.5% ▼	-8	<b>GRAND TOTAL</b>	100%	100%

Filings by Division & Code

Division	Case Type Description	Code	Summary	Change	% Change	Absolute Change	
<b>Adult</b>	Misdemeanor	CM	219	▲	+27.3%	+47	
	Other	OT	152	▲	+16.9%	+22	
	Show Cause	SC	129	▲	+1.6%	+2	
	Civil Support	VS	122	▲	+15.1%	+16	
	Felony	CF	56	▲	+43.6%	+17	
	Capias	CA	41	▼	-18.0%	-9	
	Family Abuse - Protective Order	FP	40	▼	-35.5%	-22	
	Protective Order	PC	11	▼	-35.3%	-6	
	Violation of Protective Order	PV	11	▲	+57.1%	+4	
	Remand Support	RS	8	▲	+60.0%	+3	
	Motion - Protective Order	MP	7	▼	-12.5%	-1	
	Non-Family Abuse Protective Order	AP	1	▼	-80.0%	-4	
	Restricted License for Non-Support	SL	1	▲	-	+1	
	Violation Family Abuse Protective Order	PS	0	▼	-100.0%	-1	
	<b>Total</b>		<b>798</b>	▲	<b>9.5%</b>	<b>+69</b>	
<b>Juvenile</b>	Custody Visitation	CV	418	▼	-17.1%	-86	
	Misdemeanor	DM	161	▲	+32.0%	+39	
	Traffic	T	42	▼	-14.3%	-7	
	Abuse and Neglect	AN	36	↔	-	-	
	Felony	DF	35	▲	+16.7%	+5	
	Status	ST	27	▲	+50.0%	+9	
	Permanency Planning	PH	20	▲	+42.9%	+6	
	Foster Care Review	FC	18	▲	+5.9%	+1	
	Truancy	TR	17	▼	-15.0%	-3	
	Special Immigrant Juvenile Status	SI	14	▼	-36.4%	-8	
	Civil Violation	CI	12	▲	+100.0%	+6	
	Temporary Detention Order	TD	11	▼	-15.4%	-2	
	Emergency Custody Order	EC	10	▲	+25.0%	+2	
	Terminate Parental Rights	TP	10	▼	-16.7%	-2	
	Initial Foster Care	IF	9	▼	-30.8%	-4	
	Motion - Protective Order	MP	9	▼	-40.0%	-6	
	Paternity	PT	9	▼	-79.1%	-34	
	Remand Custody	RC	9	▲	+28.6%	+2	
	Remand Visitation	RV	9	▲	+28.6%	+2	
	Child In Need of Services	CS	4	▲	-	+4	
	Show Cause	SC	4	▲	-	+4	
	Voluntary Continuing Services and Support Agree	VA	3	▲	+200.0%	+2	
	Non-Family Abuse Protective Order	AP	2	▼	-77.8%	-7	
	Other	OT	2	▲	+100.0%	+1	
	Capias	CA	1	▲	-	+1	
	Entrustment	ET	0	▼	-100.0%	-2	
		<b>Total</b>		<b>892</b>	▼	<b>-7.9%</b>	<b>-77</b>
		<b>GRAND TOTAL</b>		<b>1,690</b>	▼	<b>-0.5%</b>	<b>-8</b>

Filings by Major Case Category\*\*

Category	Summary	Change	% Change	Absolute Change
Adult Criminal	421	▼	+10.5%	+40
Child Dependency	96	▲	+1.1%	+1
Child in Need of Services/Supervision	21	▲	+5.0%	+1

\* Compared to same time period as previous year  
 10/15/2024 1:35:12PM

\*\* Case Type Categories are defined in the 2017 Virginia Judicial Workload Assessment  
 Source: SCV-SQL-Information

Custody and Visitation	427	▼	-21.9%	-120
Delinquency	201	▲	+32.2%	+49
Juvenile Miscellaneous	27	▲	+50.0%	+9
New to Workload Study	26	▲	-7.1%	-2
Other	201	▲	+17.5%	+30
Protective Orders	59	▼	-40.4%	-40
Support	169	▲	+22.5%	+31
Traffic	42	▼	-14.3%	-7
<b>GRAND TOTAL</b>	<b>1,690</b>	▼	-0.5%	-8

2024 Overall GRAND TOTAL		Distribution of Caseload		Change*		Percentage (%) of Caseload				
<b>187</b> +16 9.4% 	Adult	90	48%	-5.3%	▼	-5	2023	55.6%	2024	48.1%
	Juvenile	97	52%	27.6%	▲	+21	Juvenile	44.4%	51.9%	
<b>GRAND TOTAL</b>		<b>187</b>	100%	9.4%	▲	+16	<b>GRAND TOTAL</b>	100%	100%	

Filings by Division & Code

Division	Case Type Description	Code	Summary	Change	% Change	Absolute Change
<b>Adult</b>	Misdemeanor	CM	31	▲	+72.2%	+13
	Civil Support	VS	15	▲	+25.0%	+3
	Felony	CF	14	▼	-44.0%	-11
	Other	OT	11	▼	-35.3%	-6
	Show Cause	SC	8	▲	-20.0%	-2
	Family Abuse - Protective Order	FP	7	▼	-41.7%	-5
	Bond Forfeiture	BF	1	▲	-	+1
	Capias	CA	1	↔	-	-
	Non-Family Abuse Protective Order	AP	1	▲	-	+1
	Restricted License for Non-Support	SL	1	▲	-	+1
Total			<b>90</b>	▼	<b>-5.3%</b>	<b>-5</b>
<b>Juvenile</b>	Custody Visitation	CV	66	▲	+40.4%	+19
	Misdemeanor	DM	7	▲	+133.3%	+4
	Status	ST	7	▲	+600.0%	+6
	Motion - Protective Order	MP	4	▲	-	+4
	Abuse and Neglect	AN	2	▲	+100.0%	+1
	Felony	DF	2	▼	-66.7%	-4
	Permanency Planning	PH	2	▲	+100.0%	+1
	Show Cause	SC	2	▲	-	+2
	Traffic	T	2	▼	-81.8%	-9
	Voluntary Continuing Services and Support Agree	VA	2	▲	-	+2
	Foster Care Review	FC	1	▼	-50.0%	-1
	Initial Foster Care	IF	0	▼	-100.0%	-1
	Paternity	PT	0	▼	-100.0%	-1
	Qualified Residential Treatment	QR	0	▼	-100.0%	-1
	Temporary Detention Order	TD	0	▼	-100.0%	-1
Total			<b>97</b>	▲	<b>27.6%</b>	<b>+21</b>
<b>GRAND TOTAL</b>			<b>187</b>	▲	9.4%	+16

Filings by Major Case Category\*\*

Category	Summary	Change	% Change	Absolute Change	
Adult Criminal	52	▲	+13.0%	+6	
Child Dependency	7	▲	+16.7%	+1	
Child in Need of Services/Supervision	2	▲	-	+2	
Custody and Visitation	66	▼	+37.5%	+18	
Delinquency	9	▲	-	0	
Juvenile Miscellaneous	7	▲	+600.0%	+6	
Other	11	▼	-38.9%	-7	
Protective Orders	12	▲	-	0	
Support	19	▲	-5.0%	-1	
Traffic	2	▼	-81.8%	-9	
<b>GRAND TOTAL</b>		<b>187</b>	▲	9.4%	+16

\* Compared to same time period as previous year  
 10/15/2024 1:35:12PM

\*\* Case Type Categories are defined in the 2017 Virginia Judicial Workload Assessment  
 Source: SCV-SQL-Information

2024 Overall GRAND TOTAL		Distribution of Caseload		Change*		Percentage (%) of Caseload			
<b>1,296</b>	-270 -17.2%	<b>Adult</b>	523	40%	-22.6% ▼	-153	<b>Adult</b>	43.2%	40.4%
2024		<b>Juvenile</b>	773	60%	-13.1% ▼	-117	<b>Juvenile</b>	56.8%	59.6%
2023		<b>GRAND TOTAL</b>	<b>1,296</b>	100%	-17.2% ▼	-270	<b>GRAND TOTAL</b>	100%	100%

Filings by Division & Code

Division	Case Type Description	Code	Summary	Change	% Change	Absolute Change	
<b>Adult</b>	Show Cause	SC	115	▲	+1.8%	+2	
	Other	OT	98	▼	-21.0%	-26	
	Misdemeanor	CM	97	▼	-30.7%	-43	
	Civil Support	VS	74	▼	-17.8%	-16	
	Family Abuse - Protective Order	FP	47	▼	-31.9%	-22	
	Felony	CF	43	▲	+48.3%	+14	
	Capias	CA	39	▼	-27.8%	-15	
	Violation of Protective Order	PV	4	▼	-60.0%	-6	
	Non-Family Abuse Protective Order	AP	3	▼	-25.0%	-1	
	Motion - Protective Order	MP	2	▼	-75.0%	-6	
	Remand Support	RS	1	▼	-97.1%	-34	
		<b>Total</b>		<b>523</b>	▼	<b>-22.6%</b>	<b>-153</b>
<b>Juvenile</b>	Custody Visitation	CV	467	▼	-2.5%	-12	
	Traffic	T	54	▼	-12.9%	-8	
	Misdemeanor	DM	49	▲	+40.0%	+14	
	Abuse and Neglect	AN	38	▲	+442.9%	+31	
	Motion - Protective Order	MP	28	▲	+16.7%	+4	
	Permanency Planning	PH	21	▼	-36.4%	-12	
	Status	ST	21	▼	-40.0%	-14	
	Foster Care Review	FC	20	▼	-9.1%	-2	
	Initial Foster Care	IF	11	▲	+120.0%	+6	
	Paternity	PT	11	▼	-8.3%	-1	
	Terminate Parental Rights	TP	9	▲	+125.0%	+5	
	Felony	DF	7	▼	-12.5%	-1	
	Relief of Custody	CR	6	↔		-	
	Remand Custody	RC	6	▼	-91.2%	-62	
	Remand Visitation	RV	6	▼	-90.2%	-55	
	Truancy	TR	6	▲	+50.0%	+2	
	Voluntary Continuing Services and Support Agreem	VA	4	▲	+33.3%	+1	
	Other	OT	3	▲	-	+3	
	Temporary Detention Order	TD	2	▼	-66.7%	-4	
	Emergency Custody Order	EC	1	▲	-	+1	
	Entrustment	ET	1	▼	-66.7%	-2	
	Non-Family Abuse Protective Order	AP	1	↔		-	
	Show Cause	SC	1	▼	-50.0%	-1	
	Capias	CA	0	▼	-100.0%	-1	
	Child In Need of Services	CS	0	▼	-100.0%	-1	
	Civil Violation	CI	0	▼	-100.0%	-1	
	Emancipation	EP	0	▼	-100.0%	-1	
	Qualified Residential Treatment	QR	0	▼	-100.0%	-6	
		<b>Total</b>		<b>773</b>	▼	<b>-13.1%</b>	<b>-117</b>
	<b>GRAND TOTAL</b>			<b>1,296</b>	▼	<b>-17.2%</b>	<b>-270</b>

Filings by Major Case Category\*\*

Category	Summary	Change	% Change	Absolute Change
Adult Criminal	246	▼	-24.5%	-80
Child Dependency	110	▲	+23.6%	+21
Child in Need of Services/Supervision	6	▼	+20.0%	+1
Custody and Visitation	478	▼	-2.6%	-13

\* Compared to same time period as previous year  
 10/15/2024 1:35:12PM

\*\* Case Type Categories are defined in the 2017 Virginia Judicial Workload Assessment  
 Source: SCV-SQL-Information

**CPSS - JCMS CASELOAD STATISTICS OF THE JUVENILE & DOMESTIC RELATIONS DISTRICT COURTS**  
 January 2024 thru September 2024 Filings (Compared to January 2023 thru September 2023)

Delinquency	57	▼	+23.9%	+11
Juvenile Miscellaneous	21	▼	-41.7%	-15
New to Workload Study	0	▼	-100.0%	-1
Other	117	▲	-60.2%	-177
Protective Orders	81	▼	-23.6%	-25
Support	126	▲	+14.5%	+16
Traffic	54	▼	-12.9%	-8
<b>GRAND TOTAL</b>	<b>1,296</b>	▼	-17.2%	-270

2024 Overall GRAND TOTAL		Distribution of Caseload			Change*		Percentage (%) of Caseload		
<b>557</b> +55 11.0% 	<b>Adult</b>	227	41%	18.8% ▲	+36	<b>Adult</b>	38.0%	40.8%	
	<b>Juvenile</b>	330	59%	6.1% ▲	+19	<b>Juvenile</b>	62.0%	59.2%	
	<b>GRAND TOTAL</b>	<b>557</b>	100%	11.0% ▲	+55	<b>GRAND TOTAL</b>	100%	100%	

Filings by Division & Code

Division	Case Type Description	Code	Summary	Change	% Change	Absolute Change	
<b>Adult</b>	Other	OT	48	▲	+20.0%	+8	
	Civil Support	VS	46	▲	+17.9%	+7	
	Misdemeanor	CM	46	▲	+17.9%	+7	
	Show Cause	SC	33	▲	+6.5%	+2	
	Felony	CF	20	▲	+150.0%	+12	
	Family Abuse - Protective Order	FP	18	▼	-10.0%	-2	
	Motion - Protective Order	MP	9	▲	+28.6%	+2	
	Remand Support	RS	7	▲	+600.0%	+6	
	Capias	CA	0	▼	-100.0%	-2	
	Non-Family Abuse Protective Order	AP	0	▼	-100.0%	-4	
	<b>Total</b>		<b>227</b>	<b>▲</b>	<b>18.8%</b>	<b>+36</b>	
<b>Juvenile</b>	Custody Visitation	CV	163	▼	-9.9%	-18	
	Traffic	T	34	▲	+41.7%	+10	
	Remand Custody	RC	18	▲	+1,700.0%	+17	
	Remand Visitation	RV	18	▲	+1,700.0%	+17	
	Motion - Protective Order	MP	16	▲	+128.6%	+9	
	Misdemeanor	DM	14	▼	-30.0%	-6	
	Abuse and Neglect	AN	13	▼	-38.1%	-8	
	Felony	DF	12	▲	+500.0%	+10	
	Terminate Parental Rights	TP	10	▲	+400.0%	+8	
	Permanency Planning	PH	7	↔		-	
	Foster Care Review	FC	4	▼	-69.2%	-9	
	Initial Foster Care	IF	4	▼	-20.0%	-1	
	Status	ST	4	▼	-33.3%	-2	
	Temporary Detention Order	TD	4	↔		-	
	Emergency Custody Order	EC	3	▲	-	+3	
	Paternity	PT	2	↔		-	
	Civil Violation	CI	1	▼	-80.0%	-4	
	Entrustment	ET	1	▲	-	+1	
	Non-Family Abuse Protective Order	AP	1	↔		-	
	Other	OT	1	↔		-	
	Emancipation	EP	0	▼	-100.0%	-1	
	Qualified Residential Treatment	QR	0	▼	-100.0%	-1	
	Show Cause	SC	0	▼	-100.0%	-1	
	Truancy	TR	0	▼	-100.0%	-2	
	Voluntary Continuing Services and Support Agreem	VA	0	▼	-100.0%	-3	
		<b>Total</b>		<b>330</b>	<b>▲</b>	<b>6.1%</b>	<b>+19</b>
	<b>GRAND TOTAL</b>			<b>557</b>	<b>▲</b>	<b>11.0%</b>	<b>+55</b>

Filings by Major Case Category\*\*

Category	Summary	Change	% Change	Absolute Change
Adult Criminal	78	▲	+8.3%	+6
Child Dependency	39	▲	-25.0%	-13
Child in Need of Services/Supervision	0	▼	-100.0%	-2
Custody and Visitation	165	▼	-9.8%	-18
Delinquency	26	▲	+13.0%	+3
Juvenile Miscellaneous	4	▼	-42.9%	-3
New to Workload Study	1	▼	-80.0%	-4

\* Compared to same time period as previous year  
 10/15/2024 1:35:12PM

\*\* Case Type Categories are defined in the 2017 Virginia Judicial Workload Assessment  
 Source: SCV-SQL-Information

**CPSS - JCMS CASELOAD STATISTICS OF THE JUVENILE & DOMESTIC RELATIONS DISTRICT COURTS**  
 January 2024 thru September 2024 Filings (Compared to January 2023 thru September 2023)

Other	99	▲	+106.3%	+51
Protective Orders	44	▲	+12.8%	+5
Support	67	▲	+42.6%	+20
Traffic	34	▲	+41.7%	+10
<b>GRAND TOTAL</b>	<b>557</b>	▲	11.0%	+55



2024 Overall GRAND TOTAL		Distribution of Caseload			Change*		Percentage (%) of Caseload		
<b>528</b> 	+7	<b>Adult</b>	229	43%	-14.2% ▼	-38	<b>Adult</b>	51.2%	43.4%
	1.3% ↑	<b>Juvenile</b>	299	57%	17.7% ▲	+45	<b>Juvenile</b>	48.8%	56.6%
<b>GRAND TOTAL</b>		<b>528</b>	100%	1.3% ▲	+7	<b>GRAND TOTAL</b>	100%	100%	

Filings by Division & Code

Division	Case Type Description	Code	Summary	Change	% Change	Absolute Change	
<b>Adult</b>	Other	OT	61	▲	+17.3%	+9	
	Show Cause	SC	44	▲	-2.2%	-1	
	Misdemeanor	CM	42	▼	-46.8%	-37	
	Civil Support	VS	34	▲	+21.4%	+6	
	Felony	CF	19	▲	+11.8%	+2	
	Family Abuse - Protective Order	FP	13	▼	-23.5%	-4	
	Capias	CA	5	▼	-70.6%	-12	
	Violation of Protective Order	PV	4	↔	-	-	
	Emergency Custody Order	EC	2	▲	-	+2	
	Motion - Protective Order	MP	2	▼	-75.0%	-6	
	Non-Family Abuse Protective Order	AP	2	▲	-	+2	
	Protective Order	PC	1	▲	-	+1	
Total			<b>229</b>	▼	<b>-14.2%</b>	<b>-38</b>	
<b>Juvenile</b>	Custody Visitation	CV	124	▲	+13.8%	+15	
	Misdemeanor	DM	30	▲	+66.7%	+12	
	Abuse and Neglect	AN	29	▲	+123.1%	+16	
	Permanency Planning	PH	26	▲	+36.8%	+7	
	Terminate Parental Rights	TP	21	▲	+110.0%	+11	
	Traffic	T	14	▼	-44.0%	-11	
	Motion - Protective Order	MP	11	▲	+22.2%	+2	
	Foster Care Review	FC	8	▼	-61.9%	-13	
	Initial Foster Care	IF	6	▼	-40.0%	-4	
	Temporary Detention Order	TD	5	▲	+400.0%	+4	
	Felony	DF	4	▲	+300.0%	+3	
	Non-Family Abuse Protective Order	AP	4	▲	-	+4	
	Voluntary Continuing Services and Support Agree	VA	4	▲	+300.0%	+3	
	Child In Need of Services	CS	3	▲	-	+3	
	Paternity	PT	3	▲	+50.0%	+1	
	Emergency Custody Order	EC	2	▲	-	+2	
	Truancy	TR	2	↔	-	-	
	Other	OT	1	▲	-	+1	
	Relief of Custody	CR	1	↔	-	-	
	Special Immigrant Juvenile Status	SI	1	▲	-	+1	
	Civil Violation	CI	0	▼	-100.0%	-4	
	Emancipation	EP	0	▼	-100.0%	-1	
	Qualified Residential Treatment	QR	0	▼	-100.0%	-2	
	Show Cause	SC	0	▼	-100.0%	-3	
	Status	ST	0	▼	-100.0%	-2	
	Total			<b>299</b>	▲	<b>17.7%</b>	<b>+45</b>
	<b>GRAND TOTAL</b>			<b>528</b>	▲	<b>1.3%</b>	<b>+7</b>

Filings by Major Case Category\*\*

Category	Summary	Change	% Change	Absolute Change
Adult Criminal	87	▲	-40.8%	-60
Child Dependency	95	▲	+23.4%	+18
Child in Need of Services/Supervision	5	▲	+150.0%	+3
Custody and Visitation	127	▲	+14.4%	+16
Delinquency	34	▲	+54.5%	+12

\* Compared to same time period as previous year  
 10/15/2024 1:35:12PM

\*\* Case Type Categories are defined in the 2017 Virginia Judicial Workload Assessment  
 Source: SCV-SQL-Information

**CPSS - JCMS CASELOAD STATISTICS OF THE JUVENILE & DOMESTIC RELATIONS DISTRICT COURTS**  
 January 2024 thru September 2024 Filings (Compared to January 2023 thru September 2023)

Juvenile Miscellaneous	0	▼	-100.0%	-3
New to Workload Study	1	▲	-75.0%	-3
Other	71	▲	+34.0%	+18
Protective Orders	32	▲	-5.9%	-2
Support	62	▲	+44.2%	+19
Traffic	14	▼	-44.0%	-11
<b>GRAND TOTAL</b>	<b>528</b>	▲	1.3%	+7

2024 Overall GRAND TOTAL		Distribution of Caseload		Change*		Percentage (%) of Caseload			
<b>989</b> +41 4.3% 	2024 2023	Adult	391	40%	14.7% ▲	+50	Adult	2023: 36.0%	2024: 39.5%
		Juvenile	598	60%	-1.5% ▼	-9	Juvenile	64.0%	60.5%
<b>GRAND TOTAL</b>		<b>989</b>	100%	4.3% ▲	+41	<b>GRAND TOTAL</b>	100%	100%	

Filings by Division & Code

Division	Case Type Description	Code	Summary	Change	% Change	Absolute Change	
<b>Adult</b>	Show Cause	SC	106	▲	+96.3%	+52	
	Civil Support	VS	85	▲	+19.7%	+14	
	Misdemeanor	CM	64	▲	+6.7%	+4	
	Other	OT	46	▲	-2.1%	-1	
	Family Abuse - Protective Order	FP	37	▼	-14.0%	-6	
	Capias	CA	19	▲	+46.2%	+6	
	Felony	CF	13	▼	-23.5%	-4	
	Motion - Protective Order	MP	8	▼	-42.9%	-6	
	Violation of Protective Order	PV	7	▼	-41.7%	-5	
	Non-Family Abuse Protective Order	AP	3	▲	+50.0%	+1	
	Remand Support	RS	2	▼	-71.4%	-5	
	Bond Forfeiture	BF	1	▲	-	+1	
	Violation Family Abuse Protective Order	PS	0	▼	-100.0%	-1	
<b>Total</b>			<b>391</b>	<b>▲</b>	<b>14.7%</b>	<b>+50</b>	
<b>Juvenile</b>	Custody Visitation	CV	412	▼	-6.6%	-29	
	Motion - Protective Order	MP	28	▲	+833.3%	+25	
	Misdemeanor	DM	23	▲	+27.8%	+5	
	Traffic	T	21	▲	+5.0%	+1	
	Felony	DF	14	▲	+55.6%	+5	
	Permanency Planning	PH	13	▼	-7.1%	-1	
	Remand Custody	RC	12	▼	-7.7%	-1	
	Remand Visitation	RV	11	▼	-21.4%	-3	
	Abuse and Neglect	AN	10	▲	+11.1%	+1	
	Foster Care Review	FC	7	▼	-53.3%	-8	
	Relief of Custody	CR	7	▲	+133.3%	+4	
	Temporary Detention Order	TD	6	▲	+200.0%	+4	
	Terminate Parental Rights	TP	6	▼	-33.3%	-3	
	Paternity	PT	5	▼	-54.5%	-6	
	Initial Foster Care	IF	4	▼	-50.0%	-4	
	Non-Family Abuse Protective Order	AP	4	▲	+100.0%	+2	
	Truancy	TR	4	▲	+33.3%	+1	
	Child In Need of Services	CS	3	▲	+50.0%	+1	
	Other	OT	3	▲	+200.0%	+2	
	Entrustment	ET	2	▲	+100.0%	+1	
	Voluntary Continuing Services and Support Agreem	VA	2	▲	+100.0%	+1	
	Show Cause	SC	1	↔	-	-	
	Emergency Custody Order	EC	0	▼	-100.0%	-1	
	Qualified Residential Treatment	QR	0	▼	-100.0%	-3	
	Status	ST	0	▼	-100.0%	-3	
	<b>Total</b>			<b>598</b>	<b>▼</b>	<b>-1.5%</b>	<b>-9</b>
	<b>GRAND TOTAL</b>			<b>989</b>	<b>▲</b>	<b>4.3%</b>	<b>+41</b>

Filings by Major Case Category\*\*

Category	Summary	Change	% Change	Absolute Change
Adult Criminal	163	▲	+27.3%	+35
Child Dependency	51	▲	-19.0%	-12
Child in Need of Services/Supervision	7	▲	+40.0%	+2
Custody and Visitation	417	▼	-7.7%	-35
Delinquency	38	▲	+35.7%	+10

\* Compared to same time period as previous year  
 10/15/2024 1:35:12PM

\*\* Case Type Categories are defined in the 2017 Virginia Judicial Workload Assessment  
 Source: SCV-SQL-Information

**CPSS - JCMS CASELOAD STATISTICS OF THE JUVENILE & DOMESTIC RELATIONS DISTRICT COURTS**  
 January 2024 thru September 2024 Filings (Compared to January 2023 thru September 2023)

Juvenile Miscellaneous	1	▲	-66.7%	-2
Other	79	▲	-7.1%	-6
Protective Orders	80	▲	+25.0%	+16
Support	132	▲	+32.0%	+32
Traffic	21	▲	+5.0%	+1
<b>GRAND TOTAL</b>	<b>989</b>	▲	4.3%	+41

2024 Overall GRAND TOTAL		Distribution of Caseload		Change*		Percentage (%) of Caseload		
<b>690</b>	+102 17.3%	<b>Adult</b>	325 47%	1.9% ▲	+6	<b>Adult</b>	2023 54.3%	2024 47.1%
2024		<b>Juvenile</b>	365 53%	35.7% ▲	+96	<b>Juvenile</b>	45.7%	52.9%
2023		<b>GRAND TOTAL</b>	<b>690</b> 100%	17.3% ▲	+102	<b>GRAND TOTAL</b>	100%	100%

Filings by Division & Code

Division	Case Type Description	Code	Summary	Change	% Change	Absolute Change
<b>Adult</b>	Misdemeanor	CM	72	▼	-6.5%	-5
	Show Cause	SC	67	▲	+34.0%	+17
	Civil Support	VS	61	▼	-1.6%	-1
	Other	OT	52	▲	+205.9%	+35
	Family Abuse - Protective Order	FP	25	▼	-62.7%	-42
	Capias	CA	21	▼	+50.0%	+7
	Felony	CF	18	▼	-5.3%	-1
	Remand Support	RS	3	▲	+200.0%	+2
	Motion - Protective Order	MP	2	▼	-66.7%	-4
	Non-Family Abuse Protective Order	AP	2	▼	-33.3%	-1
	Violation Family Abuse Protective Order	PS	1	▲	-	+1
	Violation of Protective Order	PV	1	↔	-	-
	Bond Forfeiture	BF	0	▼	-100.0%	-1
	Protective Order	PC	0	▼	-100.0%	-1
	<b>Total</b>		<b>325</b>	▲	<b>1.9%</b>	<b>+6</b>
<b>Juvenile</b>	Custody Visitation	CV	247	▲	+62.5%	+95
	Misdemeanor	DM	16	▼	-42.9%	-12
	Initial Foster Care	IF	14	▲	+100.0%	+7
	Permanency Planning	PH	13	▲	+44.4%	+4
	Foster Care Review	FC	12	▲	+71.4%	+5
	Traffic	T	10	▼	-33.3%	-5
	Abuse and Neglect	AN	8	▼	-52.9%	-9
	Felony	DF	8	↔	-	-
	Motion - Protective Order	MP	7	▲	+600.0%	+6
	Paternity	PT	5	▲	+66.7%	+2
	Terminate Parental Rights	TP	5	▼	-16.7%	-1
	Child In Need of Services	CS	3	▲	+200.0%	+2
	Civil Violation	CI	3	▼	-40.0%	-2
	Non-Family Abuse Protective Order	AP	3	▲	-	+3
	Remand Custody	RC	3	↔	-	-
	Family Abuse - Protective Order	FP	1	▲	-	+1
	Juvenile Support	JS	1	▲	-	+1
	Mental Commitment	MC	1	▲	-	+1
	Protective Order	PC	1	▲	-	+1
	Relief of Custody	CR	1	↔	-	-
	Remand Visitation	RV	1	▲	-	+1
	Status	ST	1	▼	-66.7%	-2
	Temporary Detention Order	TD	1	↔	-	-
	Emergency Custody Order	EC	0	▼	-100.0%	-1
Truancy	TR	0	▼	-100.0%	-1	
	<b>Total</b>		<b>365</b>	▲	<b>35.7%</b>	<b>+96</b>
<b>GRAND TOTAL</b>			<b>690</b>	▲	<b>17.3%</b>	<b>+102</b>

Filings by Major Case Category\*\*

Category	Summary	Change	% Change	Absolute Change
Adult Criminal	160	▲	+12.7%	+18
Child Dependency	53	▲	+12.8%	+6
Child in Need of Services/Supervision	3	▲	+50.0%	+1
Custody and Visitation	252	▲	+62.6%	+97

\* Compared to same time period as previous year  
 10/15/2024 1:35:12PM

\*\* Case Type Categories are defined in the 2017 Virginia Judicial Workload Assessment  
 Source: SCV-SQL-Information

**CPSS - JCMS CASELOAD STATISTICS OF THE JUVENILE & DOMESTIC RELATIONS DISTRICT COURTS**  
 January 2024 thru September 2024 Filings (Compared to January 2023 thru September 2023)

**Grayson**

District: 27 FIPS: 077

Delinquency	25	▲	-30.6%	-11
Juvenile Miscellaneous	1	▼	-66.7%	-2
New to Workload Study	3	▼	-40.0%	-2
Other	61	▲	+165.2%	+38
Protective Orders	40	▲	-48.1%	-37
Support	82	▲	-1.2%	-1
Traffic	10	▼	-33.3%	-5
<b>GRAND TOTAL</b>	<b>690</b>	▲	17.3%	+102

2024 Overall GRAND TOTAL		Distribution of Caseload			Change*		Percentage (%) of Caseload		
<b>2,813</b> +239 9.3% 	2024 2023	Adult	1,485	53%	8.6% ▲	+117	Adult	2023	2024
		Juvenile	1,328	47%	10.1% ▲	+122	Juvenile	53.1%	52.8%
<b>GRAND TOTAL</b>		<b>2,813</b>	100%	9.3% ▲	+239	<b>GRAND TOTAL</b>	100%	100%	

Filings by Division & Code

Division	Case Type Description	Code	Summary	Change	% Change	Absolute Change	
<b>Adult</b>	Misdemeanor	CM	347	▼	-4.7%	-17	
	Other	OT	288	▼	+12.1%	+31	
	Show Cause	SC	258	▲	+23.4%	+49	
	Civil Support	VS	225	▼	-5.1%	-12	
	Felony	CF	171	▲	+47.4%	+55	
	Family Abuse - Protective Order	FP	118	▲	+11.3%	+12	
	Capias	CA	31	▼	-32.6%	-15	
	Motion - Protective Order	MP	14	▲	+7.7%	+1	
	Non-Family Abuse Protective Order	AP	14	▲	+366.7%	+11	
	Remand Support	RS	12	▲	+33.3%	+3	
	Violation of Protective Order	PV	5	▲	+66.7%	+2	
	Bond Forfeiture	BF	1	▲	-	+1	
	Restricted License for Non-Support	SL	1	▼	-80.0%	-4	
	Total			<b>1,485</b>	▲	<b>8.6%</b>	<b>+117</b>
<b>Juvenile</b>	Custody Visitation	CV	758	▲	+13.3%	+89	
	Misdemeanor	DM	147	▼	-1.3%	-2	
	Felony	DF	74	▼	-3.9%	-3	
	Traffic	T	64	▲	+12.3%	+7	
	Abuse and Neglect	AN	53	▲	+39.5%	+15	
	Motion - Protective Order	MP	50	▲	+100.0%	+25	
	Remand Custody	RC	37	▲	+105.6%	+19	
	Truancy	TR	18	▼	-10.0%	-2	
	Non-Family Abuse Protective Order	AP	12	▲	+71.4%	+5	
	Paternity	PT	12	▲	+140.0%	+7	
	Temporary Detention Order	TD	12	▼	-47.8%	-11	
	Civil Violation	CI	11	↔	-	-	
	Initial Foster Care	IF	11	▲	+10.0%	+1	
	Status	ST	10	↔	-	-	
	Child In Need of Services	CS	8	▲	+60.0%	+3	
	Remand Visitation	RV	8	▲	+60.0%	+3	
	Emergency Custody Order	EC	7	▼	-50.0%	-7	
	Foster Care Review	FC	7	▼	-36.4%	-4	
	Permanency Planning	PH	6	▼	-25.0%	-2	
	Show Cause	SC	5	▼	-44.4%	-4	
	Other	OT	4	▼	-20.0%	-1	
	Special Immigrant Juvenile Status	SI	3	▲	+50.0%	+1	
	Voluntary Continuing Services and Support Agree	VA	3	▼	-40.0%	-2	
	Juvenile Support	JS	2	▲	-	+2	
	Relief of Custody	CR	2	▼	-50.0%	-2	
	Terminate Parental Rights	TP	2	▼	-87.5%	-14	
	Capias	CA	1	▲	-	+1	
	Emancipation	EP	1	↔	-	-	
	Mental Commitment	MC	0	▼	-100.0%	-2	
	Total			<b>1,328</b>	▲	<b>10.1%</b>	<b>+122</b>
	<b>GRAND TOTAL</b>			<b>2,813</b>	▲	<b>9.3%</b>	<b>+239</b>

\* Compared to same time period as previous year  
 10/15/2024 1:35:12PM

\*\* Case Type Categories are defined in the 2017 Virginia Judicial Workload Assessment  
 Source: SCV-SQL-Information

**Filings by Major Case Category\*\***

Category	Summary	Change	% Change	Absolute Change
Adult Criminal	699	▲	+4.2%	+28
Child Dependency	84	▼	-8.7%	-8
Child in Need of Services/Supervision	26	▲	+4.0%	+1
Custody and Visitation	770	▲	+14.2%	+96
Delinquency	227	▲	-3.4%	-8
Juvenile Miscellaneous	11	↔		0
New to Workload Study	14	▲	+7.7%	+1
Other	368	▼	+10.5%	+35
Protective Orders	208	▲	+35.1%	+54
Support	342	▲	+10.7%	+33
Traffic	64	▲	+12.3%	+7
<b>GRAND TOTAL</b>	<b>2,813</b>	▲	9.3%	+239

\* Compared to same time period as previous year  
 10/15/2024 1:35:12PM

\*\* Case Type Categories are defined in the 2017 Virginia Judicial Workload Assessment  
 Source: SCV-SQL-Information



2024 Overall GRAND TOTAL		Distribution of Caseload			Change*		Percentage (%) of Caseload		
<b>2,005</b>	-2 -0.1%	<b>Adult</b>	1,121	56%	7.9% ▲	+82	<b>Adult</b>	51.8%	55.9%
2024		<b>Juvenile</b>	884	44%	-8.7% ▼	-84	<b>Juvenile</b>	48.2%	44.1%
2023		<b>GRAND TOTAL</b>	<b>2,005</b>	100%	-0.1% ▼	-2	<b>GRAND TOTAL</b>	100%	100%

Filings by Division & Code

Division	Case Type Description	Code	Summary	Change	% Change	Absolute Change	
<b>Adult</b>	Civil Support	VS	215	▲	+20.1%	+36	
	Show Cause	SC	209	▲	+11.8%	+22	
	Misdemeanor	CM	193	▼	-2.5%	-5	
	Other	OT	187	▲	-6.0%	-12	
	Felony	CF	149	▲	+49.0%	+49	
	Family Abuse - Protective Order	FP	90	▲	+9.8%	+8	
	Capias	CA	43	▼	-8.5%	-4	
	Violation of Protective Order	PV	16	▼	-36.0%	-9	
	Motion - Protective Order	MP	15	▼	-11.8%	-2	
	Non-Family Abuse Protective Order	AP	2	↔		-	
	Criminal Support	CS	1	▲	-	+1	
	Remand Support	RS	1	▼	-66.7%	-2	
		<b>Total</b>		<b>1,121</b>	<b>▲</b>	<b>7.9%</b>	<b>+82</b>
<b>Juvenile</b>	Custody Visitation	CV	572	▼	-1.2%	-7	
	Misdemeanor	DM	86	▼	-17.3%	-18	
	Traffic	T	32	↔		-	
	Truancy	TR	21	▼	-32.3%	-10	
	Child at Risk	RI	20	▲	+17.6%	+3	
	Permanency Planning	PH	18	▼	-37.9%	-11	
	Abuse and Neglect	AN	16	▲	+60.0%	+6	
	Foster Care Review	FC	16	▼	-23.8%	-5	
	Felony	DF	14	▼	-22.2%	-4	
	Initial Foster Care	IF	14	↔		-	
	Motion - Protective Order	MP	13	▼	-31.6%	-6	
	Paternity	PT	13	▲	+30.0%	+3	
	Voluntary Continuing Services and Support Agree	VA	11	▲	+1,000.0%	+10	
	Terminate Parental Rights	TP	7	▼	-36.4%	-4	
	Non-Family Abuse Protective Order	AP	6	▼	-57.1%	-8	
	Temporary Detention Order	TD	6	▼	-50.0%	-6	
	Child In Need of Services	CS	3	▼	-40.0%	-2	
	Civil Violation	CI	3	▼	-40.0%	-2	
	Emergency Custody Order	EC	2	▼	-33.3%	-1	
	Family Abuse - Protective Order	FP	2	↔		-	
	Capias	CA	1	▲	-	+1	
	Emancipation	EP	1	▼	-50.0%	-1	
	Entrustment	ET	1	▼	-50.0%	-1	
	Other	OT	1	▼	-75.0%	-3	
	Relief of Custody	CR	1	▼	-75.0%	-3	
	Remand Custody	RC	1	▼	-75.0%	-3	
	Remand Visitation	RV	1	▼	-75.0%	-3	
	Show Cause	SC	1	▼	-66.7%	-2	
	Status	ST	1	▼	-75.0%	-3	
	Mental Commitment	MC	0	▼	-100.0%	-1	
	Qualified Residential Treatment	QR	0	▼	-100.0%	-3	
		<b>Total</b>		<b>884</b>	<b>▼</b>	<b>-8.7%</b>	<b>-84</b>
	<b>GRAND TOTAL</b>			<b>2,005</b>	<b>▼</b>	<b>-0.1%</b>	<b>-2</b>

\* Compared to same time period as previous year  
 10/15/2024 1:35:12PM

\*\* Case Type Categories are defined in the 2017 Virginia Judicial Workload Assessment  
 Source: SCV-SQL-Information

Filings by Major Case Category\*\*

Category	Summary	Change	% Change	Absolute Change
Adult Criminal	504	▼	+1.2%	+6
Child Dependency	104	▲	-7.1%	-8
Child in Need of Services/Supervision	24	▼	-33.3%	-12
Custody and Visitation	585	▲	-0.7%	-4
Delinquency	102	▲	-18.4%	-23
Juvenile Miscellaneous	2	▼	-66.7%	-4
New to Workload Study	3	▼	-40.0%	-2
Other	199	▲	-13.5%	-31
Protective Orders	128	▼	-5.9%	-8
Support	322	▲	+35.3%	+84
Traffic	32	↔		0
<b>GRAND TOTAL</b>	<b>2,005</b>	▼	-0.1%	-2

\* Compared to same time period as previous year  
 10/15/2024 1:35:12PM

\*\* Case Type Categories are defined in the 2017 Virginia Judicial Workload Assessment  
 Source: SCV-SQL-Information

2024 Overall GRAND TOTAL		Distribution of Caseload		Change*		Percentage (%) of Caseload		
<b>835</b>	+102 13.9%	<b>Adult</b>	351 42%	21.9% ▲	+63	<b>Adult</b>	2023 39.3%	2024 42.0%
2024		<b>Juvenile</b>	484 58%	8.8% ▲	+39	<b>Juvenile</b>	60.7%	58.0%
2023		<b>GRAND TOTAL</b>	<b>835</b> 100%	13.9% ▲	+102	<b>GRAND TOTAL</b>	100%	100%

Filings by Division & Code

Division	Case Type Description	Code	Summary	Change	% Change	Absolute Change	
<b>Adult</b>	Misdemeanor	CM	92	▲	+27.8%	+20	
	Other	OT	72	▲	+28.6%	+16	
	Show Cause	SC	65	▲	+58.5%	+24	
	Civil Support	VS	63	▲	+5.0%	+3	
	Family Abuse - Protective Order	FP	30	▲	+11.1%	+3	
	Felony	CF	14	▲	+16.7%	+2	
	Motion - Protective Order	MP	5	▲	+25.0%	+1	
	Capias	CA	3	▼	-25.0%	-1	
	Remand Support	RS	2	▲	+100.0%	+1	
	Restricted License for Non-Support	SL	2	▲	-	+2	
	Violation of Protective Order	PV	2	▼	-77.8%	-7	
	Bond Forfeiture	BF	1	▲	-	+1	
	Non-Family Abuse Protective Order	AP	0	▼	-100.0%	-2	
		<b>Total</b>		<b>351</b>	▲	<b>21.9%</b>	<b>+63</b>
<b>Juvenile</b>	Custody Visitation	CV	317	▲	+11.2%	+32	
	Misdemeanor	DM	32	▲	+23.1%	+6	
	Felony	DF	28	▲	+100.0%	+14	
	Abuse and Neglect	AN	17	▲	+6.3%	+1	
	Foster Care Review	FC	12	▼	-7.7%	-1	
	Motion - Protective Order	MP	12	▼	-7.7%	-1	
	Temporary Detention Order	TD	8	▲	+100.0%	+4	
	Traffic	T	8	▲	+100.0%	+4	
	Truancy	TR	8	▲	+14.3%	+1	
	Paternity	PT	7	↔	-	-	
	Initial Foster Care	IF	6	▲	+100.0%	+3	
	Remand Custody	RC	6	▼	-25.0%	-2	
	Permanency Planning	PH	4	▼	-42.9%	-3	
	Emergency Custody Order	EC	3	▲	-	+3	
	Terminate Parental Rights	TP	3	▼	-40.0%	-2	
	Civil Violation	CI	2	▼	-84.6%	-11	
	Entrustment	ET	2	▲	-	+2	
	Other	OT	2	▲	-	+2	
	Relief of Custody	CR	2	▲	+100.0%	+1	
	Remand Visitation	RV	2	▼	-75.0%	-6	
	Voluntary Continuing Services and Support Agreem	VA	2	▲	+100.0%	+1	
	Non-Family Abuse Protective Order	AP	1	▼	-50.0%	-1	
	Child In Need of Services	CS	0	▼	-100.0%	-3	
	Emancipation	EP	0	▼	-100.0%	-1	
	Family Abuse - Protective Order	FP	0	▼	-100.0%	-1	
	Show Cause	SC	0	▼	-100.0%	-1	
	Special Immigrant Juvenile Status	SI	0	▼	-100.0%	-1	
	Status	ST	0	▼	-100.0%	-1	
		<b>Total</b>		<b>484</b>	▲	<b>8.8%</b>	<b>+39</b>
	<b>GRAND TOTAL</b>			<b>835</b>	▲	13.9%	+102

Filings by Major Case Category\*\*

Category	Summary	Change	% Change	Absolute Change
Adult Criminal	148	▲	+15.6%	+20
Child Dependency	48	▲	+4.3%	+2

\* Compared to same time period as previous year  
 10/15/2024 1:35:12PM

\*\* Case Type Categories are defined in the 2017 Virginia Judicial Workload Assessment  
 Source: SCV-SQL-Information

**CPSS - JCMS CASELOAD STATISTICS OF THE JUVENILE & DOMESTIC RELATIONS DISTRICT COURTS**  
 January 2024 thru September 2024 Filings (Compared to January 2023 thru September 2023)

Child in Need of Services/Supervision	8	▼	-20.0%	-2
Custody and Visitation	324	▲	+11.0%	+32
Delinquency	60	▲	+46.3%	+19
Juvenile Miscellaneous	0	▼	-100.0%	-2
New to Workload Study	2	▼	-85.7%	-12
Other	95	▲	+23.4%	+18
Protective Orders	48	▼	-2.0%	-1
Support	94	▲	+34.3%	+24
Traffic	8	▲	+100.0%	+4
<b>GRAND TOTAL</b>	<b>835</b>	<b>▲</b>	<b>13.9%</b>	<b>+102</b>

2024 Overall GRAND TOTAL		Distribution of Caseload		Change*		Percentage (%) of Caseload			
<b>1,830</b> +83 4.8% 	2024 2023	Adult	886	48%	17.0% ▲	+129	Adult	2023: 43.3%	2024: 48.4%
		Juvenile	944	52%	-4.6% ▼	-46	Juvenile	56.7%	51.6%
<b>GRAND TOTAL</b>		<b>1,830</b>	100%	4.8% ▲	+83	<b>GRAND TOTAL</b>	100%	100%	

Filings by Division & Code

Division	Case Type Description	Code	Summary	Change	% Change	Absolute Change
<b>Adult</b>	Misdemeanor	CM	203	▲	+6.8%	+13
	Other	OT	196	▲	+39.0%	+55
	Civil Support	VS	158	▲	+21.5%	+28
	Show Cause	SC	131	▼	-3.7%	-5
	Family Abuse - Protective Order	FP	72	▲	+12.5%	+8
	Felony	CF	64	▲	+33.3%	+16
	Violation of Protective Order	PV	35	▲	+169.2%	+22
	Capias	CA	14	▼	-12.5%	-2
	Motion - Protective Order	MP	7	▼	-46.2%	-6
	Remand Support	RS	4	▲	+100.0%	+2
	Non-Family Abuse Protective Order	AP	2	▼	-50.0%	-2
	Total			<b>886</b>	▲	<b>17.0%</b>
<b>Juvenile</b>	Custody Visitation	CV	583	▼	-8.0%	-51
	Misdemeanor	DM	77	▲	+28.3%	+17
	Status	ST	49	▲	+48.5%	+16
	Abuse and Neglect	AN	46	▲	+7.0%	+3
	Traffic	T	37	▼	-32.7%	-18
	Felony	DF	34	▲	+580.0%	+29
	Foster Care Review	FC	25	▼	-13.8%	-4
	Permanency Planning	PH	22	▲	+57.1%	+8
	Paternity	PT	11	▲	+10.0%	+1
	Initial Foster Care	IF	9	▼	-52.6%	-10
	Remand Custody	RC	8	▲	+33.3%	+2
	Terminate Parental Rights	TP	8	▲	+300.0%	+6
	Temporary Detention Order	TD	7	▼	-22.2%	-2
	Truancy	TR	6	▼	-71.4%	-15
	Child In Need of Services	CS	4	↔	-	-
	Emergency Custody Order	EC	4	▼	-33.3%	-2
	Motion - Protective Order	MP	4	▲	-	+4
	Non-Family Abuse Protective Order	AP	3	▼	-40.0%	-2
	Voluntary Continuing Services and Support Agree	VA	2	▼	-33.3%	-1
	Family Abuse - Protective Order	FP	1	▲	-	+1
	Other	OT	1	▼	-50.0%	-1
	Relief of Custody	CR	1	▼	-80.0%	-4
	Restoration of Parental Rights	RR	1	▲	-	+1
	Show Cause	SC	1	▲	-87.5%	-7
	Child at Risk	RI	0	▼	-100.0%	-8
	Emancipation	EP	0	▼	-100.0%	-1
	Entrustment	ET	0	▼	-100.0%	-3
	Mental Commitment	MC	0	▼	-100.0%	-4
	Qualified Residential Treatment	QR	0	▼	-100.0%	-1
	Total			<b>944</b>	▼	<b>-4.6%</b>
<b>GRAND TOTAL</b>			<b>1,830</b>	▲	<b>4.8%</b>	<b>+83</b>

Filings by Major Case Category\*\*

Category	Summary	Change	% Change	Absolute Change
Adult Criminal	388	▲	+11.8%	+41
Child Dependency	113	▼	-11.0%	-14
Child in Need of Services/Supervision	11	▲	-56.0%	-14

\* Compared to same time period as previous year  
 10/15/2024 1:35:12PM

\*\* Case Type Categories are defined in the 2017 Virginia Judicial Workload Assessment  
 Source: SCV-SQL-Information

Custody and Visitation	594	▲	-7.8%	-50
Delinquency	111	▲	+52.1%	+38
Juvenile Miscellaneous	49	▼	+44.1%	+15
Other	221	▲	+30.0%	+51
Protective Orders	89	▲	+3.5%	+3
Support	217	▲	+16.7%	+31
Traffic	37	▼	-32.7%	-18
<b>GRAND TOTAL</b>	<b>1,830</b>	▲	4.8%	+83

2024 Overall GRAND TOTAL		Distribution of Caseload		Change*		Percentage (%) of Caseload		
<b>1,539</b>	+129 9.1%	<b>Adult</b>	761 49%	6.7% ▲	+48	<b>Adult</b>	50.6%	49.4%
2024		<b>Juvenile</b>	778 51%	11.6% ▲	+81	<b>Juvenile</b>	49.4%	50.6%
2023		<b>GRAND TOTAL</b>	<b>1,539</b> 100%	9.1% ▲	+129	<b>GRAND TOTAL</b>	100%	100%

**Filings by Division & Code**

Division	Case Type Description	Code	Summary	Change	% Change	Absolute Change	
<b>Adult</b>	Misdemeanor	CM	252	▲	+22.9%	+47	
	Other	OT	126	▼	-20.8%	-33	
	Show Cause	SC	117	▲	+41.0%	+34	
	Civil Support	VS	74	↔		-	
	Felony	CF	66	▲	+4.8%	+3	
	Capias	CA	46	▲	-16.4%	-9	
	Family Abuse - Protective Order	FP	46	▼	-13.2%	-7	
	Remand Support	RS	19	▲	+111.1%	+10	
	Violation of Protective Order	PV	7	▲	+250.0%	+5	
	Motion - Protective Order	MP	6	▲	+50.0%	+2	
	Protective Order	PC	1	▼	-75.0%	-3	
	Violation Family Abuse Protective Order	PS	1	▲	-	+1	
	Non-Family Abuse Protective Order	AP	0	▼	-100.0%	-2	
		<b>Total</b>		<b>761</b>	▲	<b>6.7%</b>	<b>+48</b>
<b>Juvenile</b>	Custody Visitation	CV	337	↔		-	
	Status	ST	70	▲	+16.7%	+10	
	Misdemeanor	DM	67	▲	+36.7%	+18	
	Traffic	T	41	▲	+51.9%	+14	
	Foster Care Review	FC	39	▼	-2.5%	-1	
	Felony	DF	38	▲	+192.3%	+25	
	Remand Custody	RC	38	▲	+192.3%	+25	
	Remand Visitation	RV	36	▲	+176.9%	+23	
	Permanency Planning	PH	29	▼	-31.0%	-13	
	Initial Foster Care	IF	22	▲	+83.3%	+10	
	Abuse and Neglect	AN	13	↔		-	
	Paternity	PT	11	▼	-57.7%	-15	
	Entrustment	ET	7	▲	-	+7	
	Voluntary Continuing Services and Support Agree	VA	6	▲	+20.0%	+1	
	Non-Family Abuse Protective Order	AP	5	▲	+66.7%	+2	
	Truancy	TR	5	▼	-16.7%	-1	
	Temporary Detention Order	TD	4	▲	+300.0%	+3	
	Terminate Parental Rights	TP	3	▼	-85.7%	-18	
	Civil Violation	CI	2	▼	-50.0%	-2	
	Capias	CA	1	▲	-	+1	
	Child at Risk	RI	1	▲	-	+1	
	Child In Need of Services	CS	1	▼	-50.0%	-1	
	Emergency Custody Order	EC	1	▲	-	+1	
	Other	OT	1	▼	-66.7%	-2	
	Family Abuse - Protective Order	FP	0	▼	-100.0%	-5	
	Qualified Residential Treatment	QR	0	▼	-100.0%	-2	
		<b>Total</b>		<b>778</b>	▲	<b>11.6%</b>	<b>+81</b>
	<b>GRAND TOTAL</b>			<b>1,539</b>	▲	9.1%	+129

**Filings by Major Case Category\*\***

Category	Summary	Change	% Change	Absolute Change
Adult Criminal	420	▲	+6.6%	+26
Child Dependency	120	▲	-11.1%	-15
Child in Need of Services/Supervision	6	▼	-25.0%	-2
Custody and Visitation	348	▼	-4.1%	-15

\* Compared to same time period as previous year  
 10/15/2024 1:35:12PM

\*\* Case Type Categories are defined in the 2017 Virginia Judicial Workload Assessment  
 Source: SCV-SQL-Information

**CPSS - JCMS CASELOAD STATISTICS OF THE JUVENILE & DOMESTIC RELATIONS DISTRICT COURTS**  
 January 2024 thru September 2024 Filings (Compared to January 2023 thru September 2023)

**Bristol**

District: 28 FIPS: 520

Delinquency	106	▲	+71.0%	+44
Juvenile Miscellaneous	70	▲	+16.7%	+10
New to Workload Study	2	▼	-50.0%	-2
Other	225	▲	+13.6%	+27
Protective Orders	57	▼	-14.9%	-10
Support	144	▲	+56.5%	+52
Traffic	41	▲	+51.9%	+14
<b>GRAND TOTAL</b>	<b>1,539</b>	▲	9.1%	+129



2024 Overall GRAND TOTAL		Distribution of Caseload			Change*		Percentage (%) of Caseload		
<b>2,530</b>	-5 -0.2%	<b>Adult</b>	1,340	53%	13.8% ▲	+163	<b>Adult</b>	46.4%	53.0%
2024		<b>Juvenile</b>	1,190	47%	-12.4% ▼	-168	<b>Juvenile</b>	53.6%	47.0%
2023		<b>GRAND TOTAL</b>	<b>2,530</b>	100%	-0.2% ▼	-5	<b>GRAND TOTAL</b>	100%	100%

Filings by Division & Code

Division	Case Type Description	Code	Summary	Change	% Change	Absolute Change
<b>Adult</b>	Show Cause	SC	443	▲	+42.9%	+133
	Misdemeanor	CM	253	▲	+6.8%	+16
	Other	OT	220	▲	+16.4%	+31
	Civil Support	VS	153	▲	+7.0%	+10
	Capias	CA	115	▲	+26.4%	+24
	Family Abuse - Protective Order	FP	66	▼	-24.1%	-21
	Felony	CF	52	▼	-26.8%	-19
	Remand Support	RS	21	▼	-8.7%	-2
	Motion - Protective Order	MP	7	▼	-50.0%	-7
	Violation of Protective Order	PV	7	▼	-12.5%	-1
	Non-Family Abuse Protective Order	AP	3	↔		-
	Protective Order	PC	0	▼	-100.0%	-1
		<b>Total</b>		<b>1,340</b>	<b>▲</b>	<b>13.8%</b>
<b>Juvenile</b>	Custody Visitation	CV	617	▼	-23.4%	-189
	Status	ST	137	▲	+20.2%	+23
	Misdemeanor	DM	125	▲	+43.7%	+38
	Traffic	T	40	▲	+81.8%	+18
	Permanency Planning	PH	38	▲	+123.5%	+21
	Remand Custody	RC	33	▼	-8.3%	-3
	Remand Visitation	RV	33	▼	-8.3%	-3
	Felony	DF	32	▲	+166.7%	+20
	Paternity	PT	32	▲	+6.7%	+2
	Foster Care Review	FC	27	▼	-35.7%	-15
	Motion - Protective Order	MP	23	▼	-47.7%	-21
	Abuse and Neglect	AN	12	▼	-74.5%	-35
	Show Cause	SC	8	▼	-11.1%	-1
	Temporary Detention Order	TD	8	▲	+14.3%	+1
	Truancy	TR	7	▲	+16.7%	+1
	Terminate Parental Rights	TP	5	▼	-16.7%	-1
	Non-Family Abuse Protective Order	AP	4	↔		-
	Initial Foster Care	IF	3	▼	-82.4%	-14
	Relief of Custody	CR	3	↔		-
	Emergency Custody Order	EC	2	↔		-
	Child In Need of Services	CS	1	▼	-50.0%	-1
	Entrustment	ET	0	▼	-100.0%	-2
	Family Abuse - Protective Order	FP	0	▼	-100.0%	-3
	Mental Commitment	MC	0	▼	-100.0%	-1
	Other	OT	0	▼	-100.0%	-1
	Qualified Residential Treatment	QR	0	▼	-100.0%	-1
	Voluntary Continuing Services and Support Agreen	VA	0	▼	-100.0%	-1
		<b>Total</b>		<b>1,190</b>	<b>▼</b>	<b>-12.4%</b>
<b>GRAND TOTAL</b>			<b>2,530</b>	<b>▼</b>	<b>-0.2%</b>	<b>-5</b>

Filings by Major Case Category\*\*

Category	Summary	Change	% Change	Absolute Change
Adult Criminal	793	▼	+21.6%	+141
Child Dependency	88	▼	-35.3%	-48
Child in Need of Services/Supervision	8	▼		0
Custody and Visitation	649	▼	-22.4%	-187

\* Compared to same time period as previous year  
 10/15/2024 1:35:12PM

\*\* Case Type Categories are defined in the 2017 Virginia Judicial Workload Assessment  
 Source: SCV-SQL-Information

**CPSS - JCMS CASELOAD STATISTICS OF THE JUVENILE & DOMESTIC RELATIONS DISTRICT COURTS**  
 January 2024 thru September 2024 Filings (Compared to January 2023 thru September 2023)

Delinquency	165	▲	+52.8%	+57
Juvenile Miscellaneous	137	▲	+20.2%	+23
Other	317	▲	+7.5%	+22
Protective Orders	103	▼	-33.5%	-52
Support	230	▲	+10.0%	+21
Traffic	40	▲	+81.8%	+18
<b>GRAND TOTAL</b>	<b>2,530</b>	▼	-0.2%	-5

2024 Overall GRAND TOTAL		Distribution of Caseload			Change*		Percentage (%) of Caseload		
<b>2,540</b>	-173 -6.4%	<b>Adult</b>	1,239	49%	-4.9% ▼	-64	<b>Adult</b>	48.0%	48.8%
2024		<b>Juvenile</b>	1,301	51%	-7.7% ▼	-109	<b>Juvenile</b>	52.0%	51.2%
2023		<b>GRAND TOTAL</b>	<b>2,540</b>	100%	-6.4% ▼	-173	<b>GRAND TOTAL</b>	100%	100%

Filings by Division & Code

Division	Case Type Description	Code	Summary	Change	% Change	Absolute Change
<b>Adult</b>	Misdemeanor	CM	311	▼	-5.5%	-18
	Other	OT	235	▲	-22.7%	-69
	Felony	CF	163	▲	+7.2%	+11
	Show Cause	SC	155	▲	+26.0%	+32
	Civil Support	VS	128	▼	-3.8%	-5
	Family Abuse - Protective Order	FP	100	▼	-5.7%	-6
	Capias	CA	73	▲	-28.4%	-29
	Violation of Protective Order	PV	29	▲	+190.0%	+19
	Motion - Protective Order	MP	22	▼	-18.5%	-5
	Remand Support	RS	13	▲	+85.7%	+6
	Bond Forfeiture	BF	4	▲	+33.3%	+1
	Protective Order	PC	3	▲	+200.0%	+2
	Restricted License for Non-Support	SL	2	↔	-	-
	Criminal Support	CS	1	▲	-	+1
	Non-Family Abuse Protective Order	AP	0	▼	-100.0%	-4
	<b>Total</b>		<b>1,239</b>	▼	<b>-4.9%</b>	<b>-64</b>
<b>Juvenile</b>	Custody Visitation	CV	643	▼	-19.1%	-152
	Permanency Planning	PH	87	▲	+42.6%	+26
	Status	ST	64	▲	+52.4%	+22
	Traffic	T	60	↔	-	-
	Remand Visitation	RV	58	▲	+16.0%	+8
	Misdemeanor	DM	57	▼	-5.0%	-3
	Remand Custody	RC	54	▲	+10.2%	+5
	Foster Care Review	FC	49	▼	-12.5%	-7
	Abuse and Neglect	AN	41	▼	-2.4%	-1
	Felony	DF	40	▼	-11.1%	-5
	Terminate Parental Rights	TP	32	▲	+33.3%	+8
	Initial Foster Care	IF	30	▼	-14.3%	-5
	Paternity	PT	24	▲	+41.2%	+7
	Truancy	TR	13	▲	+44.4%	+4
	Motion - Protective Order	MP	11	▲	+22.2%	+2
	Temporary Detention Order	TD	9	▼	-10.0%	-1
	Non-Family Abuse Protective Order	AP	7	▼	-12.5%	-1
	Voluntary Continuing Services and Support Agreen	VA	6	▼	-14.3%	-1
	Other	OT	4	▼	-42.9%	-3
	Relief of Custody	CR	4	▼	-60.0%	-6
	Emergency Custody Order	EC	3	↔	-	-
	Civil Violation	CI	2	▲	-	+2
	Entrustment	ET	2	▼	-60.0%	-3
	Child In Need of Services	CS	1	▲	-	+1
	Qualified Residential Treatment	QR	0	▼	-100.0%	-6
	<b>Total</b>		<b>1,301</b>	▼	<b>-7.7%</b>	<b>-109</b>
	<b>GRAND TOTAL</b>		<b>2,540</b>	▼	<b>-6.4%</b>	<b>-173</b>

Filings by Major Case Category\*\*

Category	Summary	Change	% Change	Absolute Change
Adult Criminal	705	▲	+0.3%	+2
Child Dependency	251	▼	+2.0%	+5
Child in Need of Services/Supervision	14	▲	+55.6%	+5

\* Compared to same time period as previous year  
 10/15/2024 1:35:12PM

\*\* Case Type Categories are defined in the 2017 Virginia Judicial Workload Assessment  
 Source: SCV-SQL-Information

Custody and Visitation	667	▲	-17.9%	-145
Delinquency	97	▼	-7.6%	-8
Juvenile Miscellaneous	64	▲	+52.4%	+22
New to Workload Study	2	▲	-	+2
Other	376	▲	-12.6%	-54
Protective Orders	140	▼	-9.1%	-14
Support	164	▲	+7.9%	+12
Traffic	60	↔		0
<b>GRAND TOTAL</b>	<b>2,540</b>	▼	-6.4%	-173

2024 Overall GRAND TOTAL		Distribution of Caseload		Change*		Percentage (%) of Caseload			
<b>1,247</b>	-176 -12.4%	<b>Adult</b>	569	46%	-12.5% ▼	-81	<b>Adult</b>	45.7%	45.6%
2024		<b>Juvenile</b>	678	54%	-12.3% ▼	-95	<b>Juvenile</b>	54.3%	54.4%
2023		<b>GRAND TOTAL</b>	<b>1,247</b>	100%	-12.4% ▼	-176	<b>GRAND TOTAL</b>	100%	100%

Filings by Division & Code

Division	Case Type Description	Code	Summary	Change	% Change	Absolute Change	
<b>Adult</b>	Show Cause	SC	159	▲	+37.1%	+43	
	Other	OT	153	▼	-10.0%	-17	
	Misdemeanor	CM	93	▼	-19.8%	-23	
	Civil Support	VS	52	▼	-29.7%	-22	
	Capias	CA	46	▼	-16.4%	-9	
	Family Abuse - Protective Order	FP	31	▼	-29.5%	-13	
	Felony	CF	19	▼	-62.0%	-31	
	Non-Family Abuse Protective Order	AP	5	↔		-	
	Remand Support	RS	4	▼	-42.9%	-3	
	Motion - Protective Order	MP	3	▼	-40.0%	-2	
	Restricted License for Non-Support	SL	2	↔		-	
	Bond Forfeiture	BF	1	▼	-75.0%	-3	
	Violation of Protective Order	PV	1	▼	-50.0%	-1	
		<b>Total</b>		<b>569</b>	▼	<b>-12.5%</b>	<b>-81</b>
<b>Juvenile</b>	Custody Visitation	CV	337	▼	-23.2%	-102	
	Permanency Planning	PH	46	▼	-25.8%	-16	
	Child at Risk	RI	44	▲	+340.0%	+34	
	Terminate Parental Rights	TP	40	▲	+207.7%	+27	
	Foster Care Review	FC	30	▼	-36.2%	-17	
	Truancy	TR	30	▼	-40.0%	-20	
	Abuse and Neglect	AN	29	▲	+61.1%	+11	
	Initial Foster Care	IF	20	▼	-25.9%	-7	
	Motion - Protective Order	MP	19	▲	+850.0%	+17	
	Misdemeanor	DM	17	▲	+13.3%	+2	
	Traffic	T	12	▼	-58.6%	-17	
	Entrustment	ET	10	▲	-	+10	
	Child In Need of Services	CS	6	↔		-	
	Voluntary Continuing Services and Support Agreen	VA	5	▲	+400.0%	+4	
	Paternity	PT	4	↔		-	
	Remand Custody	RC	4	▼	-60.0%	-6	
	Remand Visitation	RV	4	▼	-66.7%	-8	
	Status	ST	4	▼	-55.6%	-5	
	Civil Violation	CI	3	▲	-	+3	
	Felony	DF	3	▼	-25.0%	-1	
	Non-Family Abuse Protective Order	AP	3	▼	-62.5%	-5	
	Relief of Custody	CR	3	↔		-	
	Emancipation	EP	2	▲	+100.0%	+1	
	Show Cause	SC	2	▲	-	+2	
	Capias	CA	1	▲	-	+1	
	Family Abuse - Protective Order	FP	0	▼	-100.0%	-2	
	Other	OT	0	▼	-100.0%	-1	
		<b>Total</b>		<b>678</b>	▼	<b>-12.3%</b>	<b>-95</b>
	<b>GRAND TOTAL</b>			<b>1,247</b>	▼	<b>-12.4%</b>	<b>-176</b>

Filings by Major Case Category\*\*

Category	Summary	Change	% Change	Absolute Change
Adult Criminal	283	▼	-6.6%	-20
Child Dependency	227	▲	+25.4%	+46
Child in Need of Services/Supervision	36	▼	-35.7%	-20

\* Compared to same time period as previous year  
 10/15/2024 1:35:12PM

\*\* Case Type Categories are defined in the 2017 Virginia Judicial Workload Assessment  
 Source: SCV-SQL-Information

Custody and Visitation	341	▼	-23.0%	-102
Delinquency	23	▲	+21.1%	+4
Juvenile Miscellaneous	6	▼	-40.0%	-4
New to Workload Study	3	▲	-	+3
Other	165	▼	-17.5%	-35
Protective Orders	61	▲	-7.6%	-5
Support	90	▼	-22.4%	-26
Traffic	12	▼	-58.6%	-17
<b>GRAND TOTAL</b>	<b>1,247</b>	▼	-12.4%	-176

2024 Overall GRAND TOTAL		Distribution of Caseload		Change*		Percentage (%) of Caseload			
<b>757</b>	-167 -18.1%	<b>Adult</b>	339 45%	-16.5%	▼	-67	<b>Adult</b>	43.9%	44.8%
		<b>Juvenile</b>	418 55%	-19.3%	▼	-100	<b>Juvenile</b>	56.1%	55.2%
		<b>GRAND TOTAL</b>	<b>757</b> 100%	-18.1%	▼	-167	<b>GRAND TOTAL</b>	100%	100%

Filings by Division & Code

Division	Case Type Description	Code	Summary	Change	% Change	Absolute Change
<b>Adult</b>	Misdemeanor	CM	77	▲	+6.9%	+5
	Other	OT	68	▼	-2.9%	-2
	Show Cause	SC	60	▼	-11.8%	-8
	Civil Support	VS	57	▼	-44.7%	-46
	Family Abuse - Protective Order	FP	32	▼	-20.0%	-8
	Capias	CA	30	▼	-16.7%	-6
	Felony	CF	7	▼	-41.7%	-5
	Motion - Protective Order	MP	5	▲	+150.0%	+3
	Non-Family Abuse Protective Order	AP	1	↔		-
	Protective Order	PC	1	▲		+1
	Remand Support	RS	1	▼	-50.0%	-1
	<b>Total</b>		<b>339</b>	▼	<b>-16.5%</b>	<b>-67</b>
<b>Juvenile</b>	Custody Visitation	CV	294	▼	-16.7%	-59
	Misdemeanor	DM	35	▼	-5.4%	-2
	Permanency Planning	PH	15	▼	-51.6%	-16
	Truancy	TR	11	▲	+57.1%	+4
	Entrustment	ET	8	↔		-
	Felony	DF	8	▲	+14.3%	+1
	Status	ST	8	▼		-
	Initial Foster Care	IF	7	▼	-30.0%	-3
	Paternity	PT	5	▲	+66.7%	+2
	Terminate Parental Rights	TP	5	↔		-
	Foster Care Review	FC	4	▼	-55.6%	-5
	Traffic	T	4	▼	-69.2%	-9
	Abuse and Neglect	AN	3	▼	-50.0%	-3
	Child In Need of Services	CS	3	▼	-62.5%	-5
	Child at Risk	RI	2	▲		+2
	Voluntary Continuing Services and Support Agree	VA	2	▲		+2
	Motion - Protective Order	MP	1	↔		-
	Other	OT	1	▲		-
	Relief of Custody	CR	1	▼	-50.0%	-1
	Show Cause	SC	1	▼	-66.7%	-2
	Emergency Custody Order	EC	0	▼	-100.0%	-2
	Mental Commitment	MC	0	▼	-100.0%	-1
	Qualified Residential Treatment	QR	0	▼	-100.0%	-1
	Remand Custody	RC	0	▼	-100.0%	-1
	Temporary Detention Order	TD	0	▼	-100.0%	-1
	<b>Total</b>		<b>418</b>	▼	<b>-19.3%</b>	<b>-100</b>
	<b>GRAND TOTAL</b>		<b>757</b>	▼	<b>-18.1%</b>	<b>-167</b>

Filings by Major Case Category\*\*

Category	Summary	Change	% Change	Absolute Change
Adult Criminal	144	▲	-6.5%	-10
Child Dependency	47	▲	-34.7%	-25
Child in Need of Services/Supervision	14	▼	-12.5%	-2
Custody and Visitation	299	▲	-16.0%	-57
Delinquency	44	▼	-4.3%	-2
Juvenile Miscellaneous	8	▼	-11.1%	-1

\* Compared to same time period as previous year  
 10/15/2024 1:35:12PM

\*\* Case Type Categories are defined in the 2017 Virginia Judicial Workload Assessment  
 Source: SCV-SQL-Information

**CPSS - JCMS CASELOAD STATISTICS OF THE JUVENILE & DOMESTIC RELATIONS DISTRICT COURTS**  
 January 2024 thru September 2024 Filings (Compared to January 2023 thru September 2023)

**Dickenson**

District: 29 FIPS: 051

Other	70	▲	-9.1%	-7
Protective Orders	39	▲	-11.4%	-5
Support	88	▼	-35.8%	-49
Traffic	4	▼	-69.2%	-9
<b>GRAND TOTAL</b>	<b>757</b>	▼	-18.1%	-167



2024 Overall GRAND TOTAL		Distribution of Caseload			Change*		Percentage (%) of Caseload		
<b>1,850</b>	+55 3.1%	<b>Adult</b>	1,044	56%	-5.2% ▼	-57	<b>Adult</b>	2023 61.3%	2024 56.4%
2024		<b>Juvenile</b>	806	44%	16.1% ▲	+112	<b>Juvenile</b>	38.7%	43.6%
		<b>GRAND TOTAL</b>	<b>1,850</b>	100%	3.1% ▲	+55	<b>GRAND TOTAL</b>	100%	100%

Filings by Division & Code

Division	Case Type Description	Code	Summary	Change	% Change	Absolute Change	
<b>Adult</b>	Show Cause	SC	339	▼	-31.1%	-153	
	Misdemeanor	CM	210	▲	+35.5%	+55	
	Other	OT	170	▼	+4.3%	+7	
	Civil Support	VS	85	▼	-25.4%	-29	
	Felony	CF	76	▲	+171.4%	+48	
	Family Abuse - Protective Order	FP	58	▼	-9.4%	-6	
	Capias	CA	51	▲	+13.3%	+6	
	Remand Support	RS	19	▲	+72.7%	+8	
	Motion - Protective Order	MP	14	▲	+40.0%	+4	
	Bond Forfeiture	BF	8	▼	-27.3%	-3	
	Non-Family Abuse Protective Order	AP	7	▲	+133.3%	+4	
	Violation of Protective Order	PV	7	▲	+40.0%	+2	
		<b>Total</b>		<b>1,044</b>	▼	<b>-5.2%</b>	<b>-57</b>
<b>Juvenile</b>	Custody Visitation	CV	365	▼	-4.5%	-17	
	Misdemeanor	DM	74	▲	+94.7%	+36	
	Permanency Planning	PH	48	▼	-28.4%	-19	
	Foster Care Review	FC	41	▲	+36.7%	+11	
	Abuse and Neglect	AN	39	▲	+85.7%	+18	
	Entrustment	ET	31	▲	+181.8%	+20	
	Traffic	T	31	▲	+82.4%	+14	
	Terminate Parental Rights	TP	29	▲	+480.0%	+24	
	Initial Foster Care	IF	26	▲	+73.3%	+11	
	Remand Custody	RC	23	▲	+109.1%	+12	
	Remand Visitation	RV	23	▲	+109.1%	+12	
	Motion - Protective Order	MP	14	▼	-12.5%	-2	
	Truancy	TR	14	▼	-30.0%	-6	
	Relief of Custody	CR	7	▲	+250.0%	+5	
	Status	ST	7	▼	-12.5%	-1	
	Child In Need of Services	CS	5	▲	+66.7%	+2	
	Felony	DF	5	▲	+25.0%	+1	
	Temporary Detention Order	TD	5	▲	+66.7%	+2	
	Paternity	PT	4	▼	-50.0%	-4	
	Voluntary Continuing Services and Support Agreem	VA	4	↔	-	-	
	Other	OT	3	▲	+50.0%	+1	
	Show Cause	SC	3	▲	-	-	
	Emergency Custody Order	EC	2	▼	-33.3%	-1	
	Capias	CA	1	↔	-	-	
	Mental Commitment	MC	1	▲	-	+1	
	Non-Family Abuse Protective Order	AP	1	▼	-66.7%	-2	
	Child at Risk	RI	0	▼	-100.0%	-1	
	Civil Violation	CI	0	▼	-100.0%	-4	
	Qualified Residential Treatment	QR	0	▼	-100.0%	-1	
		<b>Total</b>		<b>806</b>	▲	<b>16.1%</b>	<b>+112</b>
	<b>GRAND TOTAL</b>			<b>1,850</b>	▲	3.1%	+55

Filings by Major Case Category\*\*

Category	Summary	Change	% Change	Absolute Change
Adult Criminal	597	▲	-10.4%	-69
Child Dependency	225	▲	+43.3%	+68

\* Compared to same time period as previous year  
 10/15/2024 1:35:12PM

\*\* Case Type Categories are defined in the 2017 Virginia Judicial Workload Assessment  
 Source: SCV-SQL-Information

**CPSS - JCMS CASELOAD STATISTICS OF THE JUVENILE & DOMESTIC RELATIONS DISTRICT COURTS**  
 January 2024 thru September 2024 Filings (Compared to January 2023 thru September 2023)

Child in Need of Services/Supervision	19	▼	-26.9%	-7
Custody and Visitation	369	▼	-5.4%	-21
Delinquency	83	▲	+93.0%	+40
Juvenile Miscellaneous	7	▼	-12.5%	-1
New to Workload Study	0	▼	-100.0%	-4
Other	246	▲	+20.6%	+42
Protective Orders	94	▲	-2.1%	-2
Support	179	▲	-2.7%	-5
Traffic	31	▲	+82.4%	+14
<b>GRAND TOTAL</b>	<b>1,850</b>	▲	3.1%	+55

2024 Overall GRAND TOTAL		Distribution of Caseload			Change*		Percentage (%) of Caseload		
<b>2,298</b>	-227 -9.0%	<b>Adult</b>	1,217	53%	-1.6% ▼	-20	<b>Adult</b>	49.0%	53.0%
2024		<b>Juvenile</b>	1,081	47%	-16.1% ▼	-207	<b>Juvenile</b>	51.0%	47.0%
2023		<b>GRAND TOTAL</b>	<b>2,298</b>	100%	-9.0% ▼	-227	<b>GRAND TOTAL</b>	100%	100%

Filings by Division & Code

Division	Case Type Description	Code	Summary	Change	% Change	Absolute Change	
<b>Adult</b>	Misdemeanor	CM	342	▲	+22.6%	+63	
	Other	OT	259	▲	-8.5%	-24	
	Show Cause	SC	182	▼	-18.8%	-42	
	Civil Support	VS	153	▲	+2.0%	+3	
	Felony	CF	109	▼	-4.4%	-5	
	Family Abuse - Protective Order	FP	77	▼	-10.5%	-9	
	Capias	CA	66	▼	-14.3%	-11	
	Motion - Protective Order	MP	14	▲	+16.7%	+2	
	Non-Family Abuse Protective Order	AP	7	▲	+40.0%	+2	
	Remand Support	RS	7	↔		-	
	Restricted License for Non-Support	SL	1	▲	-	+1	
	Total			<b>1,217</b>	▼	<b>-1.6%</b>	<b>-20</b>
<b>Juvenile</b>	Custody Visitation	CV	635	▼	-13.5%	-99	
	Motion - Protective Order	MP	74	▼	-1.3%	-1	
	Misdemeanor	DM	55	▼	-20.3%	-14	
	Traffic	T	45	▲	+2.3%	+1	
	Abuse and Neglect	AN	42	▼	-56.3%	-54	
	Foster Care Review	FC	33	▲	+94.1%	+16	
	Remand Custody	RC	32	▲	+23.1%	+6	
	Permanency Planning	PH	28	▼	-48.1%	-26	
	Terminate Parental Rights	TP	21	▼	-8.7%	-2	
	Status	ST	20	▲	+100.0%	+10	
	Initial Foster Care	IF	19	▼	-5.0%	-1	
	Truancy	TR	14	▼	-12.5%	-2	
	Felony	DF	12	▲	+9.1%	+1	
	Paternity	PT	10	▼	-44.4%	-8	
	Show Cause	SC	8	▲	+100.0%	+4	
	Other	OT	5	▼	-28.6%	-2	
	Relief of Custody	CR	5	▲	+66.7%	+2	
	Voluntary Continuing Services and Support Agreem	VA	5	↔		-	
	Child In Need of Services	CS	4	▼	-20.0%	-1	
	Entrustment	ET	4	▼	-77.8%	-14	
	Non-Family Abuse Protective Order	AP	3	▼	-72.7%	-8	
	Temporary Detention Order	TD	3	▼	-70.0%	-7	
	Child at Risk	RI	2	▲	-	+2	
	Emergency Custody Order	EC	1	▼	-83.3%	-5	
	Juvenile Support	JS	1	▲	-	+1	
	Civil Violation	CI	0	▼	-100.0%	-1	
	Family Abuse - Protective Order	FP	0	▼	-100.0%	-1	
	Mental Commitment	MC	0	▼	-100.0%	-2	
	Protective Order	PC	0	▼	-100.0%	-1	
	Qualified Residential Treatment	QR	0	▼	-100.0%	-1	
	Total			<b>1,081</b>	▼	<b>-16.1%</b>	<b>-207</b>
	<b>GRAND TOTAL</b>			<b>2,298</b>	▼	<b>-9.0%</b>	<b>-227</b>

Filings by Major Case Category\*\*

Category	Summary	Change	% Change	Absolute Change
Adult Criminal	627	▼	-0.6%	-4
Child Dependency	159	▲	-32.9%	-78

\* Compared to same time period as previous year  
 10/15/2024 1:35:12PM

\*\* Case Type Categories are defined in the 2017 Virginia Judicial Workload Assessment  
 Source: SCV-SQL-Information

**CPSS - JCMS CASELOAD STATISTICS OF THE JUVENILE & DOMESTIC RELATIONS DISTRICT COURTS**  
 January 2024 thru September 2024 Filings (Compared to January 2023 thru September 2023)

Child in Need of Services/Supervision	18	▼	-14.3%	-3
Custody and Visitation	645	▼	-14.2%	-107
Delinquency	75	▼	-11.8%	-10
Juvenile Miscellaneous	20	▲	+100.0%	+10
New to Workload Study	0	▼	-100.0%	-1
Other	307	▼	-10.0%	-34
Protective Orders	175	▼	-7.9%	-15
Support	227	▲	+6.6%	+14
Traffic	45	▲	+2.3%	+1
<b>GRAND TOTAL</b>	<b>2,298</b>	▼	-9.0%	-227

2024 Overall GRAND TOTAL		Distribution of Caseload			Change*		Percentage (%) of Caseload		
<b>1,257</b> -88 -6.5% 	Adult	590	47%	-12.5% ▼	-84	Adult	2023	2024	
	Juvenile	667	53%	-0.6% ▼	-4	Juvenile	50.1%	46.9%	
	<b>GRAND TOTAL</b>	<b>1,257</b>	100%	-6.5% ▼	-88	<b>GRAND TOTAL</b>	100%	100%	

Filings by Division & Code

Division	Case Type Description	Code	Summary	Change	% Change	Absolute Change	
<b>Adult</b>	Other	OT	145	▲	+5.8%	+8	
	Misdemeanor	CM	111	▼	-34.7%	-59	
	Show Cause	SC	106	▼	-23.2%	-32	
	Civil Support	VS	63	▼	-11.3%	-8	
	Capias	CA	55	▲	+61.8%	+21	
	Family Abuse - Protective Order	FP	52	▼	-25.7%	-18	
	Remand Support	RS	20	▲	+17.6%	+3	
	Felony	CF	19	▲	+18.8%	+3	
	Motion - Protective Order	MP	10	▲	+11.1%	+1	
	Non-Family Abuse Protective Order	AP	8	▲	+14.3%	+1	
	Restricted License for Non-Support	SL	1	▼	-50.0%	-1	
	Bond Forfeiture	BF	0	▼	-100.0%	-2	
	Protective Order	PC	0	▼	-100.0%	-1	
	<b>Total</b>		<b>590</b>	▼	<b>-12.5%</b>	<b>-84</b>	
<b>Juvenile</b>	Custody Visitation	CV	279	▼	-13.6%	-44	
	Traffic	T	52	▲	+15.6%	+7	
	Permanency Planning	PH	50	↔		-	
	Abuse and Neglect	AN	49	▲	+4.3%	+2	
	Foster Care Review	FC	49	▲	+96.0%	+24	
	Misdemeanor	DM	37	↔		-	
	Remand Custody	RC	32	▲	+14.3%	+4	
	Initial Foster Care	IF	28	▲	+40.0%	+8	
	Terminate Parental Rights	TP	18	▼	-40.0%	-12	
	Truancy	TR	15	▼	-6.3%	-1	
	Remand Visitation	RV	12	▲	+50.0%	+4	
	Show Cause	SC	8	▲	+100.0%	+4	
	Paternity	PT	7	▲	+133.3%	+4	
	Non-Family Abuse Protective Order	AP	6	▲	+200.0%	+4	
	Entrustment	ET	4	▲	-	+4	
	Other	OT	4	▲	+100.0%	+2	
	Felony	DF	3	▼	-75.0%	-9	
	Relief of Custody	CR	3	▲	+50.0%	+1	
	Status	ST	3	▲	-50.0%	-3	
	Voluntary Continuing Services and Support Agreen	VA	3	▲	-	+3	
	Child In Need of Services	CS	2	▼	-50.0%	-2	
	Restoration of Parental Rights	RR	2	▲	-	+2	
	Emancipation	EP	1	▲	-	+1	
	Capias	CA	0	▼	-100.0%	-1	
	Emergency Custody Order	EC	0	▼	-100.0%	-2	
	Qualified Residential Treatment	QR	0	▼	-100.0%	-2	
	Temporary Detention Order	TD	0	▼	-100.0%	-2	
		<b>Total</b>		<b>667</b>	▼	<b>-0.6%</b>	<b>-4</b>
		<b>GRAND TOTAL</b>		<b>1,257</b>	▼	<b>-6.5%</b>	<b>-88</b>

Filings by Major Case Category\*\*

Category	Summary	Change	% Change	Absolute Change
Adult Criminal	213	▼	-26.8%	-78
Child Dependency	204	▲	+15.9%	+28
Child in Need of Services/Supervision	21	▲	+5.0%	+1

\* Compared to same time period as previous year  
 10/15/2024 1:35:12PM

\*\* Case Type Categories are defined in the 2017 Virginia Judicial Workload Assessment  
 Source: SCV-SQL-Information

**CPSS - JCMS CASELOAD STATISTICS OF THE JUVENILE & DOMESTIC RELATIONS DISTRICT COURTS**  
 January 2024 thru September 2024 Filings (Compared to January 2023 thru September 2023)

**Lee**

District: 30 FIPS: 105

Custody and Visitation	286	▲	-12.3%	-40
Delinquency	44	▼	-18.5%	-10
Juvenile Miscellaneous	4	▲	-33.3%	-2
Other	215	▲	+9.7%	+19
Protective Orders	76	▲	-13.6%	-12
Support	142	▲	-0.7%	-1
Traffic	52	▲	+15.6%	+7
<b>GRAND TOTAL</b>	<b>1,257</b>	▼	-6.5%	-88

2024 Overall GRAND TOTAL		Distribution of Caseload		Change*		Percentage (%) of Caseload			
<b>1,057</b>	-3 -0.3%	<b>Adult</b>	388	37%	-7.0% ▼	-29	<b>Adult</b>	39.3%	36.7%
2024		<b>Juvenile</b>	669	63%	4.0% ▲	+26	<b>Juvenile</b>	60.7%	63.3%
2023		<b>GRAND TOTAL</b>	<b>1,057</b>	100%	-0.3% ▼	-3	<b>GRAND TOTAL</b>	100%	100%

Filings by Division & Code

Division	Case Type Description	Code	Summary	Change	% Change	Absolute Change
<b>Adult</b>	Other	OT	91	▲	+31.9%	+22
	Misdemeanor	CM	75	▼	-45.7%	-63
	Civil Support	VS	54	▲	+86.2%	+25
	Show Cause	SC	54	▲	+8.0%	+4
	Felony	CF	44	▲	+41.9%	+13
	Family Abuse - Protective Order	FP	30	▼	-25.0%	-10
	Capias	CA	26	▼	-21.2%	-7
	Remand Support	RS	6	▼	-57.1%	-8
	Motion - Protective Order	MP	5	▼	-28.6%	-2
	Non-Family Abuse Protective Order	AP	3	▼	-40.0%	-2
Restricted License for Non-Support	SL	0	▼	-100.0%	-1	
	<b>Total</b>		<b>388</b>	▼	<b>-7.0%</b>	<b>-29</b>
<b>Juvenile</b>	Custody Visitation	CV	263	↔		-
	Misdemeanor	DM	143	▲	+78.8%	+63
	Traffic	T	77	▲	+32.8%	+19
	Permanency Planning	PH	33	▲	+10.0%	+3
	Truancy	TR	22	▲	+29.4%	+5
	Foster Care Review	FC	21	▼	-16.0%	-4
	Terminate Parental Rights	TP	16	▲	+45.5%	+5
	Remand Custody	RC	15	▼	-37.5%	-9
	Remand Visitation	RV	15	▼	-37.5%	-9
	Abuse and Neglect	AN	13	▼	-40.9%	-9
	Felony	DF	12	▼	-62.5%	-20
	Initial Foster Care	IF	12	▼	-33.3%	-6
	Child In Need of Services	CS	9	▼	-25.0%	-3
	Paternity	PT	9	▲	+200.0%	+6
	Voluntary Continuing Services and Support Agree	VA	3	↔		-
	Capias	CA	2	▲	+100.0%	+1
	Non-Family Abuse Protective Order	AP	2	▼	-33.3%	-1
	Civil Violation	CI	1	▼	-50.0%	-1
	Show Cause	SC	1	↔		-
	Emergency Custody Order	EC	0	▼	-100.0%	-1
	Other	OT	0	▼	-100.0%	-2
	Relief of Custody	CR	0	▼	-100.0%	-3
	Status	ST	0	▼	-100.0%	-7
	Temporary Detention Order	TD	0	▼	-100.0%	-1
		<b>Total</b>		<b>669</b>	▲	<b>4.0%</b>
	<b>GRAND TOTAL</b>		<b>1,057</b>	▼	<b>-0.3%</b>	<b>-3</b>

Filings by Major Case Category\*\*

Category	Summary	Change	% Change	Absolute Change
Adult Criminal	175	▼	-24.9%	-58
Child Dependency	98	▼	-12.5%	-14
Child in Need of Services/Supervision	31	▲	+6.9%	+2
Custody and Visitation	273	▲	+2.6%	+7
Delinquency	157	▲	+37.7%	+43
Juvenile Miscellaneous	0	▼	-100.0%	-7
New to Workload Study	1	▼	-50.0%	-1

\* Compared to same time period as previous year  
 10/15/2024 1:35:12PM

\*\* Case Type Categories are defined in the 2017 Virginia Judicial Workload Assessment  
 Source: SCV-SQL-Information

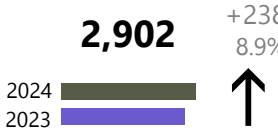
**CPSS - JCMS CASELOAD STATISTICS OF THE JUVENILE & DOMESTIC RELATIONS DISTRICT COURTS**  
 January 2024 thru September 2024 Filings (Compared to January 2023 thru September 2023)

**Scott**

District: 30 FIPS: 169

Other	127	▼	-5.9%	-8
Protective Orders	40	▼	-27.3%	-15
Support	78	▲	+59.2%	+29
Traffic	77	▲	+32.8%	+19
<b>GRAND TOTAL</b>	<b>1,057</b>	▼	-0.3%	-3



2024 Overall GRAND TOTAL		Distribution of Caseload			Change*		Percentage (%) of Caseload		
<b>2,902</b> 	+238	<b>Adult</b>	1,438	50%	13.3% ▲	+169	<b>Adult</b>	47.6%	49.6%
	8.9%	<b>Juvenile</b>	1,464	50%	4.9% ▲	+69	<b>Juvenile</b>	52.4%	50.4%
		<b>GRAND TOTAL</b>	<b>2,902</b>	100%	8.9% ▲	+238	<b>GRAND TOTAL</b>	100%	100%

Filings by Division & Code

Division	Case Type Description	Code	Summary	Change	% Change	Absolute Change
<b>Adult</b>	Misdemeanor	CM	335	▼	-1.8%	-6
	Other	OT	312	▲	+4.7%	+14
	Show Cause	SC	241	▲	+42.6%	+72
	Civil Support	VS	175	▲	+6.1%	+10
	Family Abuse - Protective Order	FP	146	▲	+49.0%	+48
	Felony	CF	119	▲	+33.7%	+30
	Capias	CA	68	▲	+7.9%	+5
	Non-Family Abuse Protective Order	AP	20	▼	-13.0%	-3
	Motion - Protective Order	MP	18	▼	-5.3%	-1
	Remand Support	RS	3	↔		-
	Restricted License for Non-Support	SL	1	↔		-
	Total			<b>1,438</b>	▲	<b>13.3%</b>
<b>Juvenile</b>	Custody Visitation	CV	936	▲	+6.2%	+55
	Misdemeanor	DM	113	▼	-6.6%	-8
	Permanency Planning	PH	49	▲	+16.7%	+7
	Abuse and Neglect	AN	47	▼	-19.0%	-11
	Truancy	TR	43	▲	+65.4%	+17
	Terminate Parental Rights	TP	41	▲	+28.1%	+9
	Foster Care Review	FC	39	▼	-4.9%	-2
	Initial Foster Care	IF	33	▼	-19.5%	-8
	Felony	DF	27	▲	+107.7%	+14
	Non-Family Abuse Protective Order	AP	25	▲	+177.8%	+16
	Traffic	T	25	▼	-30.6%	-11
	Entrustment	ET	19	▲	+90.0%	+9
	Child at Risk	RI	15	▼	-46.4%	-13
	Relief of Custody	CR	14	▲	+180.0%	+9
	Other	OT	8	▲	+700.0%	+7
	Status	ST	8	▼	-76.5%	-26
	Child In Need of Services	CS	5	▲	+25.0%	+1
	Show Cause	SC	5	▲	+25.0%	+1
	Voluntary Continuing Services and Support Agreen	VA	5	▼	-16.7%	-1
	Capias	CA	3	▲	+200.0%	+2
	Family Abuse - Protective Order	FP	1	▲	-	+1
	Motion - Protective Order	MP	1	▲	-	+1
	Paternity	PT	1	▲	-	+1
	Remand Visitation	RV	1	▲	-	+1
Emancipation	EP	0	▼	-100.0%	-2	
Total			<b>1,464</b>	▲	<b>4.9%</b>	<b>+69</b>
<b>GRAND TOTAL</b>			<b>2,902</b>	▲	<b>8.9%</b>	<b>+238</b>

Filings by Major Case Category\*\*

Category	Summary	Change	% Change	Absolute Change
Adult Criminal	643	▲	+6.1%	+37
Child Dependency	262	▲	-0.4%	-1
Child in Need of Services/Supervision	50	▲	+66.7%	+20
Custody and Visitation	937	▲	+6.4%	+56
Delinquency	146	▲	+5.0%	+7
Juvenile Miscellaneous	8	▼	-77.8%	-28

\* Compared to same time period as previous year  
 10/15/2024 1:35:12PM

\*\* Case Type Categories are defined in the 2017 Virginia Judicial Workload Assessment  
 Source: SCV-SQL-Information

**CPSS - JCMS CASELOAD STATISTICS OF THE JUVENILE & DOMESTIC RELATIONS DISTRICT COURTS**  
 January 2024 thru September 2024 Filings (Compared to January 2023 thru September 2023)

Other	324	▲	+7.3%	+22
Protective Orders	211	▲	+41.6%	+62
Support	296	▲	+33.3%	+74
Traffic	25	▼	-30.6%	-11
<b>GRAND TOTAL</b>	<b>2,902</b>	▲	8.9%	+238

2024 Overall GRAND TOTAL		Distribution of Caseload			Change*		Percentage (%) of Caseload		
<b>14,338</b>	+313 2.2%	<b>Adult</b>	7,351	51%	2.4% ▲	+171	<b>Adult</b>	51.2%	51.3%
2024		<b>Juvenile</b>	6,987	49%	2.1% ▲	+142	<b>Juvenile</b>	48.8%	48.7%
2023		<b>GRAND TOTAL</b>	<b>14,338</b>	100%	2.2% ▲	+313	<b>GRAND TOTAL</b>	100%	100%

Filings by Division & Code

Division	Case Type Description	Code	Summary	Change	% Change	Absolute Change
<b>Adult</b>	Misdemeanor	CM	1,995	▲	+4.9%	+93
	Other	OT	1,362	▼	-6.7%	-98
	Civil Support	VS	1,174	▲	+2.0%	+23
	Show Cause	SC	981	▲	+9.6%	+86
	Felony	CF	612	▲	+0.8%	+5
	Family Abuse - Protective Order	FP	534	▲	+7.4%	+37
	Capias	CA	517	▲	+4.4%	+22
	Remand Support	RS	47	▼	-7.8%	-4
	Non-Family Abuse Protective Order	AP	43	▲	+79.2%	+19
	Motion - Protective Order	MP	36	▼	-30.8%	-16
	Violation of Protective Order	PV	29	↔		-
	Protective Order	PC	16	▲	+100.0%	+8
	Restricted License for Non-Support	SL	5	▲	+25.0%	+1
	Bond Forfeiture	BF	0	▼	-100.0%	-2
	Criminal Support	CS	0	▼	-100.0%	-2
Violation Family Abuse Protective Order	PS	0	▼	-100.0%	-1	
	<b>Total</b>		<b>7,351</b>	<b>▲</b>	<b>2.4%</b>	<b>+171</b>
<b>Juvenile</b>	Custody Visitation	CV	3,515	▼	-4.9%	-182
	Misdemeanor	DM	1,353	▲	+24.7%	+268
	Traffic	T	787	▲	+20.2%	+132
	Felony	DF	374	▼	-13.2%	-57
	Status	ST	111	▼	+54.2%	+39
	Abuse and Neglect	AN	108	▲	+33.3%	+27
	Motion - Protective Order	MP	102	▼	-25.5%	-35
	Truancy	TR	91	▼	-34.1%	-47
	Remand Custody	RC	79	▼	-9.2%	-8
	Remand Visitation	RV	76	▼	-11.6%	-10
	Non-Family Abuse Protective Order	AP	75	▲	+200.0%	+50
	Permanency Planning	PH	67	▲	+11.7%	+7
	Paternity	PT	63	▼	-13.7%	-10
	Foster Care Review	FC	54	↔		-
	Child In Need of Services	CS	40	▼	-23.1%	-12
	Initial Foster Care	IF	28	▼	-9.7%	-3
	Terminate Parental Rights	TP	28	▼	-17.6%	-6
	Voluntary Continuing Services and Support Agreem	VA	11	↔		-
	Other	OT	5	▲	-50.0%	-5
	Family Abuse - Protective Order	FP	4	▲	+100.0%	+2
	Show Cause	SC	4	▲	-	+4
	Mental Commitment	MC	3	▼	-62.5%	-5
	Temporary Detention Order	TD	3	▼	-62.5%	-5
	Emancipation	EP	2	▲	+100.0%	+1
	Violation Family Abuse Protective Order	PS	2	▲	-	+2
	Child at Risk	RI	1	↔		-
	Juvenile Support	JS	1	▲	-	+1
	Capias	CA	0	▼	-100.0%	-2
	Civil Violation	CI	0	▼	-100.0%	-1
	Qualified Residential Treatment	QR	0	▼	-100.0%	-2
Relief of Custody	CR	0	▼	-100.0%	-1	
	<b>Total</b>		<b>6,987</b>	<b>▲</b>	<b>2.1%</b>	<b>+142</b>
<b>GRAND TOTAL</b>			<b>14,338</b>	<b>▲</b>	<b>2.2%</b>	<b>+313</b>

\* Compared to same time period as previous year  
 10/15/2024 1:35:12PM

\*\* Case Type Categories are defined in the 2017 Virginia Judicial Workload Assessment  
 Source: SCV-SQL-Information

**Filings by Major Case Category\*\***

Category	Summary	Change	% Change	Absolute Change
Adult Criminal	3,861	▼	+4.4%	+164
Child Dependency	297	▼	+8.0%	+22
Child in Need of Services/Supervision	135	▲	-28.9%	-55
Custody and Visitation	3,578	▼	-5.1%	-192
Delinquency	1,729	▲	+13.9%	+211
Juvenile Miscellaneous	114	▲	+56.2%	+41
New to Workload Study	0	▼	-100.0%	-1
Other	1,574	▼	-8.0%	-136
Protective Orders	794	▲	+7.7%	+57
Support	1,469	▲	+5.0%	+70
Traffic	787	▲	+20.2%	+132
<b>GRAND TOTAL</b>	<b>14,338</b>	▲	2.2%	+313

\* Compared to same time period as previous year  
 10/15/2024 1:35:12PM

\*\* Case Type Categories are defined in the 2017 Virginia Judicial Workload Assessment  
 Source: SCV-SQL-Information

2024 Overall GRAND TOTAL	Distribution of Caseload	Change*	Percentage (%) of Caseload																							
<div style="font-size: 2em; font-weight: bold;">1,170</div> <div style="display: flex; justify-content: center; align-items: center; gap: 10px;"> <div style="text-align: center;"> <div style="width: 20px; height: 10px; background-color: #444; margin-bottom: 2px;"></div> <div style="width: 20px; height: 10px; background-color: #333; margin-bottom: 2px;"></div> <div style="width: 20px; height: 10px; background-color: #222; margin-bottom: 2px;"></div> <div style="width: 20px; height: 10px; background-color: #111; margin-bottom: 2px;"></div> </div> <div style="text-align: center;"> <div style="font-size: 1.5em; font-weight: bold;">+66</div> <div style="font-size: 1.2em;">6.0%</div> <div style="font-size: 2em; font-weight: bold;">↑</div> </div> </div>	<table style="width: 100%; border-collapse: collapse;"> <tr> <td style="background-color: #444; color: white; padding: 2px;"><b>Adult</b></td> <td style="text-align: right; padding: 2px;">554</td> <td style="text-align: right; padding: 2px;">47%</td> <td style="padding: 2px;">-6.6% ▼</td> <td style="text-align: right; padding: 2px;">-39</td> </tr> <tr> <td style="background-color: #e67e22; color: white; padding: 2px;"><b>Juvenile</b></td> <td style="text-align: right; padding: 2px;">616</td> <td style="text-align: right; padding: 2px;">53%</td> <td style="padding: 2px;">20.5% ▲</td> <td style="text-align: right; padding: 2px;">+105</td> </tr> <tr> <td style="background-color: #f1c40f; padding: 2px;"><b>GRAND TOTAL</b></td> <td style="text-align: right; padding: 2px;"><b>1,170</b></td> <td style="text-align: right; padding: 2px;">100%</td> <td style="padding: 2px;">6.0% ▲</td> <td style="text-align: right; padding: 2px;">+66</td> </tr> </table>	<b>Adult</b>	554	47%	-6.6% ▼	-39	<b>Juvenile</b>	616	53%	20.5% ▲	+105	<b>GRAND TOTAL</b>	<b>1,170</b>	100%	6.0% ▲	+66	<table style="width: 100%; border-collapse: collapse;"> <tr> <td style="padding: 2px;"><b>Adult</b></td> <td style="text-align: right; padding: 2px;">2023 53.7%</td> <td style="text-align: right; padding: 2px;">2024 47.4%</td> </tr> <tr> <td style="background-color: #e67e22; color: white; padding: 2px;"><b>Juvenile</b></td> <td style="text-align: right; padding: 2px;">46.3%</td> <td style="text-align: right; padding: 2px;">52.6%</td> </tr> <tr> <td style="padding: 2px;"><b>GRAND TOTAL</b></td> <td style="text-align: right; padding: 2px;">100%</td> <td style="text-align: right; padding: 2px;">100%</td> </tr> </table>	<b>Adult</b>	2023 53.7%	2024 47.4%	<b>Juvenile</b>	46.3%	52.6%	<b>GRAND TOTAL</b>	100%	100%
<b>Adult</b>	554	47%	-6.6% ▼	-39																						
<b>Juvenile</b>	616	53%	20.5% ▲	+105																						
<b>GRAND TOTAL</b>	<b>1,170</b>	100%	6.0% ▲	+66																						
<b>Adult</b>	2023 53.7%	2024 47.4%																								
<b>Juvenile</b>	46.3%	52.6%																								
<b>GRAND TOTAL</b>	100%	100%																								

**Filings by Division & Code**

Division	Case Type Description	Code	Summary	Change	% Change	Absolute Change	
Adult	Misdemeanor	CM	151	↔		-	
	Other	OT	106	▼	-5.4%	-6	
	Show Cause	SC	91	▲	-7.1%	-7	
	Civil Support	VS	79	▼	-20.2%	-20	
	Felony	CF	58	▲	+65.7%	+23	
	Family Abuse - Protective Order	FP	41	▼	-2.4%	-1	
	Capias	CA	22	▼	-47.6%	-20	
	Non-Family Abuse Protective Order	AP	3	▼	-75.0%	-9	
	Remand Support	RS	3	▲	-	+3	
	Motion - Protective Order	MP	0	▼	-100.0%	-2	
	<b>Total</b>		<b>554</b>	▼	<b>-6.6%</b>	<b>-39</b>	
Juvenile	Custody Visitation	CV	358	▲	+29.7%	+82	
	Misdemeanor	DM	71	▲	+14.5%	+9	
	Traffic	T	56	▲	+93.1%	+27	
	Felony	DF	24	▲	+41.2%	+7	
	Permanency Planning	PH	12	▲	+500.0%	+10	
	Other	OT	11	▲	+266.7%	+8	
	Foster Care Review	FC	10	▲	+100.0%	+5	
	Terminate Parental Rights	TP	10	▲	+233.3%	+7	
	Truancy	TR	10	▲	+233.3%	+7	
	Paternity	PT	8	▲	+100.0%	+4	
	Remand Visitation	RV	8	▲	+100.0%	+4	
	Remand Custody	RC	7	▲	+75.0%	+3	
	Status	ST	6	▼	-89.1%	-49	
	Abuse and Neglect	AN	5	▼	-61.5%	-8	
	Temporary Detention Order	TD	5	▼	-16.7%	-1	
	Initial Foster Care	IF	4	▼	-42.9%	-3	
	Emergency Custody Order	EC	2	▲	-	+2	
	Family Abuse - Protective Order	FP	2	▲	-	+2	
	Non-Family Abuse Protective Order	AP	2	▼	-60.0%	-3	
	Relief of Custody	CR	2	▼	-33.3%	-1	
	Show Cause	SC	1	▲	-50.0%	-1	
	Special Immigrant Juvenile Status	SI	1	▼	-80.0%	-4	
	Voluntary Continuing Services and Support Agreen	VA	1	↔		-	
	Child In Need of Services	CS	0	▼	-100.0%	-1	
	Emancipation	EP	0	▼	-100.0%	-1	
		<b>Total</b>		<b>616</b>	▲	<b>20.5%</b>	<b>+105</b>
	<b>GRAND TOTAL</b>			<b>1,170</b>	▲	6.0%	+66

**Filings by Major Case Category\*\***

Category	Summary	Change	% Change	Absolute Change
Adult Criminal	290	▲	-3.0%	-9
Child Dependency	44	▲	+29.4%	+10
Child in Need of Services/Supervision	11	▲	+175.0%	+7
Custody and Visitation	366	▲	+30.7%	+86
Delinquency	95	▼	+17.3%	+14
Juvenile Miscellaneous	6	▼	-89.3%	-50
New to Workload Study	1	▼	-80.0%	-4

\* Compared to same time period as previous year  
 10/15/2024 1:35:12PM

\*\* Case Type Categories are defined in the 2017 Virginia Judicial Workload Assessment  
 Source: SCV-SQL-Information

**CPSS - JCMS CASELOAD STATISTICS OF THE JUVENILE & DOMESTIC RELATIONS DISTRICT COURTS**  
 January 2024 thru September 2024 Filings (Compared to January 2023 thru September 2023)

Other	142	▲	+10.1%	+13
Protective Orders	48	▲	-21.3%	-13
Support	111	▼	-11.9%	-15
Traffic	56	▲	+93.1%	+27
<b>GRAND TOTAL</b>	<b>1,170</b>	▲	6.0%	+66

2024 Overall GRAND TOTAL		Distribution of Caseload		Change*		Percentage (%) of Caseload		
<b>552</b>	+107 24.0%	<b>Adult</b>	268 49%	25.8% ▲	+55	<b>Adult</b>	47.9%	48.6%
2024		<b>Juvenile</b>	284 51%	22.4% ▲	+52	<b>Juvenile</b>	52.1%	51.4%
2023		<b>GRAND TOTAL</b>	<b>552</b> 100%	24.0% ▲	+107	<b>GRAND TOTAL</b>	100%	100%

**Filings by Division & Code**

Division	Case Type Description	Code	Summary	Change	% Change	Absolute Change
<b>Adult</b>	Misdemeanor	CM	84	▲	+55.6%	+30
	Other	OT	61	▲	+15.1%	+8
	Civil Support	VS	40	▲	+2.6%	+1
	Show Cause	SC	36	▲	+63.6%	+14
	Felony	CF	22	▲	+46.7%	+7
	Family Abuse - Protective Order	FP	18	▲	+38.5%	+5
	Capias	CA	6	▼	-40.0%	-4
	Motion - Protective Order	MP	1	↔		-
	Non-Family Abuse Protective Order	AP	0	▼	-100.0%	-3
	Remand Support	RS	0	▼	-100.0%	-3
	<b>Total</b>		<b>268</b>	<b>▲</b>	<b>25.8%</b>	<b>+55</b>
<b>Juvenile</b>	Custody Visitation	CV	149	▲	+49.0%	+49
	Misdemeanor	DM	63	▲	+37.0%	+17
	Traffic	T	37	▲	+19.4%	+6
	Abuse and Neglect	AN	13	▲	-	+13
	Felony	DF	5	▲	+150.0%	+3
	Truancy	TR	5	▼	-64.3%	-9
	Child In Need of Services	CS	3	▲	-	+3
	Status	ST	3	▼	-50.0%	-3
	Initial Foster Care	IF	2	↔		-
	Foster Care Review	FC	1	▼	-88.9%	-8
	Mental Commitment	MC	1	▲	-	+1
	Special Immigrant Juvenile Status	SI	1	▲	-	+1
	Temporary Detention Order	TD	1	▼	-50.0%	-1
	Family Abuse - Protective Order	FP	0	▼	-100.0%	-1
	Other	OT	0	▼	-100.0%	-3
	Paternity	PT	0	▼	-100.0%	-4
	Remand Custody	RC	0	▼	-100.0%	-6
	Remand Visitation	RV	0	▼	-100.0%	-6
	<b>Total</b>		<b>284</b>	<b>▲</b>	<b>22.4%</b>	<b>+52</b>
<b>GRAND TOTAL</b>			<b>552</b>	<b>▲</b>	<b>24.0%</b>	<b>+107</b>

**Filings by Major Case Category\*\***

Category	Summary	Change	% Change	Absolute Change
Adult Criminal	135	▲	+37.8%	+37
Child Dependency	16	▲	+45.5%	+5
Child in Need of Services/Supervision	8	▲	-42.9%	-6
Custody and Visitation	149	▼	+43.3%	+45
Delinquency	68	▲	+41.7%	+20
Juvenile Miscellaneous	3	▼	-50.0%	-3
New to Workload Study	1	▲	-	+1
Other	63	▲	-13.7%	-10
Protective Orders	19	▼	+5.6%	+1
Support	53	▲	+26.2%	+11
Traffic	37	▲	+19.4%	+6
<b>GRAND TOTAL</b>	<b>552</b>	<b>▲</b>	<b>24.0%</b>	<b>+107</b>

\* Compared to same time period as previous year  
 10/15/2024 1:35:12PM

\*\* Case Type Categories are defined in the 2017 Virginia Judicial Workload Assessment  
 Source: SCV-SQL-Information

