

2024 Overall GRAND TOTAL		Distribution of Caseload			Change*		Percentage (%) of Caseload		
148,405 +1,377 0.9% 	Adult	77,107	52%	0.3% ▲	+218	Adult	2023	2024	
	Juvenile	71,298	48%	1.7% ▲	+1,159	Juvenile	52.3%	52.0%	
	GRAND TOTAL	148,405	100%	0.9% ▲	+1,377	GRAND TOTAL	100%	100%	

Dispositions by Division & Code

Division	Case Type Description	Code	Summary	Change	% Change	Absolute Change
Adult	Misdemeanor	CM	17,551	▲	+1.0%	+174
	Civil Support	VS	13,924	▲	+1.7%	+237
	Show Cause	SC	13,203	▼	-0.9%	-122
	Other	OT	12,608	▼	-6.4%	-857
	Capias	CA	5,743	▲	+6.2%	+336
	Felony	CF	5,572	▲	+6.0%	+314
	Family Abuse - Protective Order	FP	5,494	▼	-0.7%	-40
	Remand Support	RS	1,251	▲	+20.2%	+210
	Motion - Protective Order	MP	746	▲	+0.1%	+1
	Non-Family Abuse Protective Order	AP	490	▲	+3.2%	+15
	Violation of Protective Order	PV	324	▼	-17.6%	-69
	Protective Order	PC	72	▲	+63.6%	+28
	Restricted License for Non-Support	SL	60	↔	-	-
	Bond Forfeiture	BF	32	▼	-17.9%	-7
	Violation Family Abuse Protective Order	PS	21	▼	-12.5%	-3
	Criminal Support	CS	9	▼	-18.2%	-2
	Emergency Custody Order	EC	3	▲	-	+3
	Return of Desposit (Bondsman)	RD	2	▲	-	+2
	Emergency Substantial Risk Order	SR	1	▼	-75.0%	-3
Mental Commitment	MC	1	▲	-	+1	
	Total		77,107	▲	0.3%	+218
Juvenile	Custody Visitation	CV	39,342	▼	-4.0%	-1,659
	Misdemeanor	DM	7,280	▲	+22.2%	+1,323
	Traffic	T	3,492	▼	-0.1%	-4
	Felony	DF	2,852	▲	+24.9%	+568
	Status	ST	1,950	▼	-3.8%	-76
	Remand Custody	RC	1,730	▲	+13.9%	+211
	Abuse and Neglect	AN	1,712	▼	-4.3%	-76
	Remand Visitation	RV	1,588	▲	+24.1%	+308
	Permanency Planning	PH	1,433	▲	+3.6%	+50
	Foster Care Review	FC	1,306	▼	-3.0%	-40
	Paternity	PT	1,233	▼	-4.6%	-59
	Truancy	TR	880	▲	+25.0%	+176
	Initial Foster Care	IF	684	▲	+10.7%	+66
	Terminate Parental Rights	TP	670	▲	+7.4%	+46
	Motion - Protective Order	MP	621	▲	+3.8%	+23
	Non-Family Abuse Protective Order	AP	605	▲	+10.6%	+58
	Show Cause	SC	585	▲	+23.4%	+111
	Temporary Detention Order	TD	499	▼	-18.7%	-115
	Special Immigrant Juvenile Status	SI	475	▲	+77.2%	+207
	Child In Need of Services	CS	431	▲	+11.7%	+45
	Civil Violation	CI	323	▲	+51.6%	+110
	Mental Commitment	MC	283	▼	-24.1%	-90
	Emergency Custody Order	EC	239	▼	-28.0%	-93
	Other	OT	222	▲	-	-
	Voluntary Continuing Services and Support Agree	VA	220	▲	+28.7%	+49
	Capias	CA	172	▲	+41.0%	+50
	Relief of Custody	CR	141	▲	+30.6%	+33
	Entrustment	ET	126	▲	+46.5%	+40
	Child at Risk	RI	111	▲	+16.8%	+16
	Family Abuse - Protective Order	FP	65	▲	+75.7%	+28
	Emancipation	EP	14	▼	-36.4%	-8
	Juvenile Support	JS	5	▲	+150.0%	+3

* Compared to same time period as previous year

** Case Type Categories are defined in the 2017 Virginia Judicial Workload Assessment


			Summary	Change	% Change	Absolute Change
Juvenile	Qualified Residential Treatment	QR	3	▼	-97.9%	-138
	Protective Order	PC	2	▼	-50.0%	-2
	Violation Family Abuse Protective Order	PS	2	▲	+100.0%	+1
	Restricted Operators License	RL	1	▲	-	+1
	Violation of Protective Order	PV	1	▼	-66.7%	-2
	Restoration of Parental Rights	RR	0	▼	-100.0%	-2
	Total			71,298	▲	1.7%
GRAND TOTAL			148,405	▲	0.9%	+1,377

Dispositions by Major Case Category**

Category	Summary	Change	% Change	Absolute Change	
Adult Criminal	36,988	▲	+2.1%	+763	
Child Dependency	6,406	▲	+0.7%	+46	
Child in Need of Services/Supervision	1,382	▲	+20.6%	+236	
Custody and Visitation	40,586	▲	-4.0%	-1,709	
Delinquency	10,812	▲	+23.0%	+2,025	
Juvenile Miscellaneous	1,969	▲	-3.9%	-80	
New to Workload Study	799	▲	+64.7%	+314	
Other	18,421	▲	-2.3%	-426	
Protective Orders	8,021	▲	+1.1%	+85	
Support	19,528	▲	+0.6%	+126	
Traffic	3,493	▲	-0.1%	-3	
GRAND TOTAL		148,405	▲	0.9%	+1,377

* Compared to same time period as previous year
 5/15/2024 1:08:40PM

** Case Type Categories are defined in the 2017 Virginia Judicial Workload Assessment
 Source: SCV-SQL-Information

2024 Overall GRAND TOTAL		Distribution of Caseload			Change*		Percentage (%) of Caseload		
5,281 	-205	Adult	2,998	57%	5.6% ▲	+159	Adult	51.7%	56.8%
	-3.7%	Juvenile	2,283	43%	-13.8% ▼	-364	Juvenile	48.3%	43.2%
		GRAND TOTAL	5,281	100%	-3.7% ▼	-205	GRAND TOTAL	100%	100%

Dispositions by Division & Code

Division	Case Type Description	Code	Summary	Change	% Change	Absolute Change	
Adult	Misdemeanor	CM	646	▲	+5.7%	+35	
	Show Cause	SC	535	▼	-5.8%	-33	
	Civil Support	VS	523	▲	+1.2%	+6	
	Other	OT	418	▲	+17.4%	+62	
	Felony	CF	239	▲	+25.1%	+48	
	Capias	CA	219	▲	+10.1%	+20	
	Family Abuse - Protective Order	FP	173	▼	-3.4%	-6	
	Remand Support	RS	169	▲	+18.2%	+26	
	Non-Family Abuse Protective Order	AP	42	▼	-8.7%	-4	
	Motion - Protective Order	MP	20	▲	+17.6%	+3	
	Violation Family Abuse Protective Order	PS	9	▲	-	+9	
	Violation of Protective Order	PV	3	▼	-70.0%	-7	
	Restricted License for Non-Support	SL	2	▲	+100.0%	+1	
	Protective Order	PC	0	▼	-100.0%	-1	
	Total		2,998	▲	5.6%	+159	
Juvenile	Custody Visitation	CV	1,534	▼	-22.7%	-450	
	Remand Custody	RC	145	▲	+14.2%	+18	
	Misdemeanor	DM	136	▲	+32.0%	+33	
	Felony	DF	107	▲	+39.0%	+30	
	Remand Visitation	RV	90	▲	+7.1%	+6	
	Truancy	TR	40	▲	+135.3%	+23	
	Non-Family Abuse Protective Order	AP	37	▼	-7.5%	-3	
	Traffic	T	35	▼	-2.8%	-1	
	Paternity	PT	29	▼	-9.4%	-3	
	Other	OT	19	▲	+35.7%	+5	
	Show Cause	SC	19	▲	+137.5%	+11	
	Foster Care Review	FC	13	▲	+44.4%	+4	
	Permanency Planning	PH	12	▼	-33.3%	-6	
	Abuse and Neglect	AN	11	▼	-45.0%	-9	
	Terminate Parental Rights	TP	8	↔	-	-	
	Motion - Protective Order	MP	7	↔	-	-	
	Child In Need of Services	CS	6	▲	+200.0%	+4	
	Mental Commitment	MC	6	▼	-33.3%	-3	
	Emergency Custody Order	EC	5	▼	-73.7%	-14	
	Initial Foster Care	IF	4	▼	-33.3%	-2	
	Relief of Custody	CR	4	▲	+300.0%	+3	
	Status	ST	4	↔	+33.3%	+1	
	Temporary Detention Order	TD	4	▼	-73.3%	-11	
	Civil Violation	CI	3	▲	+200.0%	+2	
	Voluntary Continuing Services and Support Agreen	VA	3	▲	+50.0%	+1	
	Special Immigrant Juvenile Status	SI	2	↔	-	-	
	Capias	CA	0	▼	-100.0%	-1	
	Family Abuse - Protective Order	FP	0	▼	-100.0%	-2	
		Total		2,283	▼	-13.8%	-364
	GRAND TOTAL			5,281	▼	-3.7%	-205

* Compared to same time period as previous year
 5/15/2024 1:08:40PM

** Case Type Categories are defined in the 2017 Virginia Judicial Workload Assessment
 Source: SCV-SQL-Information

Dispositions by Major Case Category**

Category	Summary	Change	% Change	Absolute Change
Adult Criminal	1,464	▲	+4.6%	+65
Child Dependency	55	▲	-14.1%	-9
Child in Need of Services/Supervision	48	▲	+128.6%	+27
Custody and Visitation	1,563	▼	-22.5%	-454
Delinquency	260	▲	+39.8%	+74
Juvenile Miscellaneous	4	↔	+33.3%	+1
New to Workload Study	5	▲	+66.7%	+2
Other	856	▲	+11.6%	+89
Protective Orders	279	▼	-4.1%	-12
Support	712	▲	+1.9%	+13
Traffic	35	▼	-2.8%	-1
GRAND TOTAL	5,281	▼	-3.7%	-205

2024 Overall GRAND TOTAL		Distribution of Caseload			Change*		Percentage (%) of Caseload		
9,984 +1,275 14.6% 		Adult	5,026	50%	9.5% ▲	+436	Adult	52.7%	50.3%
		Juvenile	4,958	50%	20.4% ▲	+839	Juvenile	47.3%	49.7%
		GRAND TOTAL	9,984	100%	14.6% ▲	+1,275	GRAND TOTAL	100%	100%

Dispositions by Division & Code

Division	Case Type Description	Code	Summary	Change	% Change	Absolute Change	
Adult	Misdemeanor	CM	1,113	▲	+27.8%	+242	
	Civil Support	VS	932	▼	-7.7%	-78	
	Show Cause	SC	869	▲	+6.9%	+56	
	Other	OT	705	▼	-8.6%	-66	
	Remand Support	RS	459	▲	+232.6%	+321	
	Capias	CA	308	▲	-23.4%	-94	
	Family Abuse - Protective Order	FP	304	▼	-5.9%	-19	
	Felony	CF	238	▲	+13.3%	+28	
	Motion - Protective Order	MP	56	▲	+86.7%	+26	
	Non-Family Abuse Protective Order	AP	22	▲	+46.7%	+7	
	Violation of Protective Order	PV	13	▲	+550.0%	+11	
	Bond Forfeiture	BF	4	▲	+33.3%	+1	
	Restricted License for Non-Support	SL	2	▲	+100.0%	+1	
	Mental Commitment	MC	1	▲	-	+1	
Criminal Support	CS	0	▼	-100.0%	-1		
	Total		5,026	▲	9.5%	+436	
Juvenile	Custody Visitation	CV	2,401	▼	-5.4%	-137	
	Remand Custody	RC	665	▲	+277.8%	+489	
	Remand Visitation	RV	651	▲	+272.0%	+476	
	Misdemeanor	DM	363	▲	+29.2%	+82	
	Traffic	T	166	▼	-14.9%	-29	
	Felony	DF	130	▼	-32.6%	-63	
	Motion - Protective Order	MP	120	▼	-5.5%	-7	
	Abuse and Neglect	AN	99	▲	+4.2%	+4	
	Paternity	PT	55	▲	+89.7%	+26	
	Foster Care Review	FC	53	▲	+89.3%	+25	
	Permanency Planning	PH	47	▼	-13.0%	-7	
	Non-Family Abuse Protective Order	AP	40	▲	+2.6%	+1	
	Status	ST	37	▲	+12.1%	+4	
	Show Cause	SC	28	▲	-17.6%	-6	
	Initial Foster Care	IF	21	▼	-4.5%	-1	
	Truancy	TR	21	▲	+133.3%	+12	
	Terminate Parental Rights	TP	16	▼	-23.8%	-5	
	Civil Violation	CI	15	▲	+7.1%	+1	
	Capias	CA	6	▼	-53.8%	-7	
	Other	OT	6	↔	-	-	
	Child In Need of Services	CS	5	▼	-28.6%	-2	
	Special Immigrant Juvenile Status	SI	4	▲	+300.0%	+3	
	Emancipation	EP	2	▲	+100.0%	+1	
	Family Abuse - Protective Order	FP	2	▼	-33.3%	-1	
	Relief of Custody	CR	2	▼	-33.3%	-1	
	Entrustment	ET	1	▼	-75.0%	-3	
	Temporary Detention Order	TD	1	▼	-80.0%	-4	
	Voluntary Continuing Services and Support Agreem	VA	1	▼	-75.0%	-3	
	Mental Commitment	MC	0	▼	-100.0%	-7	
	Qualified Residential Treatment	QR	0	▼	-100.0%	-1	
	Violation of Protective Order	PV	0	▼	-100.0%	-1	
		Total		4,958	▲	20.4%	+839
		GRAND TOTAL		9,984	▲	14.6%	+1,275

* Compared to same time period as previous year
 5/15/2024 1:08:40PM

** Case Type Categories are defined in the 2017 Virginia Judicial Workload Assessment
 Source: SCV-SQL-Information

Dispositions by Major Case Category**

Category	Summary	Change	% Change	Absolute Change
Adult Criminal	2,300	▲	+12.8%	+261
Child Dependency	240	▼	+3.4%	+8
Child in Need of Services/Supervision	37	▲	+94.7%	+18
Custody and Visitation	2,456	▲	-4.3%	-111
Delinquency	516	▼	-0.6%	-3
Juvenile Miscellaneous	39	▲	+14.7%	+5
New to Workload Study	19	▲	+26.7%	+4
Other	2,488	▲	+94.7%	+1,210
Protective Orders	544	▲	+1.3%	+7
Support	1,179	▲	-7.5%	-95
Traffic	166	▼	-14.9%	-29
GRAND TOTAL	9,984	▲	14.6%	+1,275

2024 Overall GRAND TOTAL		Distribution of Caseload			Change*		Percentage (%) of Caseload		
3,383	+151 4.7%	Adult	2,097	62%	-0.7% ▼	-14	Adult	2023 65.3%	2024 62.0%
2024		Juvenile	1,286	38%	14.7% ▲	+165	Juvenile	34.7%	38.0%
2023		GRAND TOTAL	3,383	100%	4.7% ▲	+151	GRAND TOTAL	100%	100%

Dispositions by Division & Code

Division	Case Type Description	Code	Summary	Change	% Change	Absolute Change	
Adult	Show Cause	SC	493	▲	+11.8%	+52	
	Misdemeanor	CM	420	▼	-6.5%	-29	
	Civil Support	VS	400	▲	+9.0%	+33	
	Other	OT	313	▼	-12.3%	-44	
	Capias	CA	189	▲	+28.6%	+42	
	Family Abuse - Protective Order	FP	103	▼	-13.4%	-16	
	Felony	CF	91	▼	-38.5%	-57	
	Non-Family Abuse Protective Order	AP	35	▼	-5.4%	-2	
	Remand Support	RS	31	▲	+34.8%	+8	
	Motion - Protective Order	MP	15	▼	-21.1%	-4	
	Restricted License for Non-Support	SL	4	▲	+300.0%	+3	
	Violation of Protective Order	PV	2	▲	+100.0%	+1	
	Bond Forfeiture	BF	1	▲	-	+1	
	Protective Order	PC	0	▼	-100.0%	-2	
	Total		2,097	▼	-0.7%	-14	
Juvenile	Custody Visitation	CV	929	▲	+8.5%	+73	
	Misdemeanor	DM	91	▲	+42.2%	+27	
	Felony	DF	45	▲	+25.0%	+9	
	Paternity	PT	44	▲	+41.9%	+13	
	Remand Custody	RC	37	▲	+23.3%	+7	
	Remand Visitation	RV	37	▲	+23.3%	+7	
	Non-Family Abuse Protective Order	AP	18	▼	-5.3%	-1	
	Status	ST	17	▲	+240.0%	+12	
	Traffic	T	16	▲	+23.1%	+3	
	Family Abuse - Protective Order	FP	7	▲	-	+7	
	Permanency Planning	PH	7	▲	+16.7%	+1	
	Emergency Custody Order	EC	6	▲	+50.0%	+2	
	Foster Care Review	FC	6	↔	-	-	
	Abuse and Neglect	AN	4	▲	+300.0%	+3	
	Civil Violation	CI	4	▲	+33.3%	+1	
	Show Cause	SC	4	▼	-20.0%	-1	
	Initial Foster Care	IF	3	▲	+200.0%	+2	
	Temporary Detention Order	TD	3	▲	+200.0%	+2	
	Mental Commitment	MC	2	↔	-	-	
	Motion - Protective Order	MP	2	▲	-	+2	
	Terminate Parental Rights	TP	2	▲	-	+2	
	Voluntary Continuing Services and Support Agree	VA	2	▲	-	+2	
	Child In Need of Services	CS	0	▼	-100.0%	-2	
	Other	OT	0	▼	-100.0%	-5	
	Relief of Custody	CR	0	▼	-100.0%	-1	
		Total		1,286	▲	14.7%	+165
		GRAND TOTAL		3,383	▲	4.7%	+151

Dispositions by Major Case Category**

Category	Summary	Change	% Change	Absolute Change
Adult Criminal	1,047	▲	+1.9%	+20
Child Dependency	24	▲	+60.0%	+9
Child in Need of Services/Supervision	0	▼	-100.0%	-3
Custody and Visitation	973	▲	+9.7%	+86

* Compared to same time period as previous year
 5/15/2024 1:08:40PM

** Case Type Categories are defined in the 2017 Virginia Judicial Workload Assessment
 Source: SCV-SQL-Information

CPSS - JCMS CASELOAD STATISTICS OF THE JUVENILE & DOMESTIC RELATIONS DISTRICT COURTS
 January 2024 thru April 2024 Dispositions (Compared to January 2023 thru April 2023)

Portsmouth

District: 3 FIPS: 740

Delinquency	140	▲	+34.6%	+36
Juvenile Miscellaneous	17	▲	+240.0%	+12
New to Workload Study	4	▲	+33.3%	+1
Other	429	▲	-5.1%	-23
Protective Orders	180	▲	-7.2%	-14
Support	553	▲	+4.5%	+24
Traffic	16	▲	+23.1%	+3
GRAND TOTAL	3,383	▲	4.7%	+151

2024 Overall GRAND TOTAL		Distribution of Caseload			Change*		Percentage (%) of Caseload		
5,911 	+324	Adult	3,581	61%	14.0% ▲	+439	Adult	56.2%	60.6%
	5.8%	Juvenile	2,330	39%	-4.7% ▼	-115	Juvenile	43.8%	39.4%
		GRAND TOTAL	5,911	100%	5.8% ▲	+324	GRAND TOTAL	100%	100%

Dispositions by Division & Code

Division	Case Type Description	Code	Summary	Change	% Change	Absolute Change	
Adult	Misdemeanor	CM	939	▲	+22.6%	+173	
	Other	OT	681	▲	+18.6%	+107	
	Civil Support	VS	640	▲	+3.4%	+21	
	Show Cause	SC	525	▲	+9.6%	+46	
	Capias	CA	319	▲	+36.3%	+85	
	Family Abuse - Protective Order	FP	210	▲	+14.8%	+27	
	Felony	CF	194	▼	-3.0%	-6	
	Remand Support	RS	25	▼	-10.7%	-3	
	Motion - Protective Order	MP	18	▼	-5.3%	-1	
	Non-Family Abuse Protective Order	AP	17	▼	-26.1%	-6	
	Protective Order	PC	9	▲	+200.0%	+6	
	Violation of Protective Order	PV	3	▼	-75.0%	-9	
	Violation Family Abuse Protective Order	PS	1	▲	-	+1	
	Bond Forfeiture	BF	0	▼	-100.0%	-2	
Total			3,581	▲	14.0%	+439	
Juvenile	Custody Visitation	CV	1,295	▼	-4.5%	-61	
	Misdemeanor	DM	176	▼	-7.4%	-14	
	Felony	DF	128	▼	-14.7%	-22	
	Abuse and Neglect	AN	111	▼	-40.6%	-76	
	Non-Family Abuse Protective Order	AP	65	▲	+44.4%	+20	
	Mental Commitment	MC	58	▲	+23.4%	+11	
	Permanency Planning	PH	58	▼	-9.4%	-6	
	Foster Care Review	FC	51	▲	+2.0%	+1	
	Paternity	PT	49	▼	-2.0%	-1	
	Status	ST	48	▲	-5.9%	-3	
	Other	OT	37	▲	+37.0%	+10	
	Remand Custody	RC	35	▼	-7.9%	-3	
	Remand Visitation	RV	35	▼	-12.5%	-5	
	Terminate Parental Rights	TP	35	▲	+1,066.7%	+32	
	Traffic	T	26	↔	-	-	
	Initial Foster Care	IF	25	▼	-30.6%	-11	
	Show Cause	SC	22	▲	+15.8%	+3	
	Emergency Custody Order	EC	20	▲	+66.7%	+8	
	Motion - Protective Order	MP	18	▲	+28.6%	+4	
	Child In Need of Services	CS	13	▲	+85.7%	+6	
	Relief of Custody	CR	12	▲	+9.1%	+1	
	Temporary Detention Order	TD	6	▼	-60.0%	-9	
	Family Abuse - Protective Order	FP	3	▲	+200.0%	+2	
	Voluntary Continuing Services and Support Agreem	VA	2	▼	-50.0%	-2	
	Capias	CA	1	↔	-	-	
	Truancy	TR	1	▲	-	+1	
	Emancipation	EP	0	▼	-100.0%	-1	
	Total			2,330	▼	-4.7%	-115
	GRAND TOTAL			5,911	▲	5.8%	+324

Dispositions by Major Case Category**

Category	Summary	Change	% Change	Absolute Change
Adult Criminal	1,762	▲	+19.0%	+281
Child Dependency	294	▲	-17.2%	-61

* Compared to same time period as previous year
 5/15/2024 1:08:40PM

** Case Type Categories are defined in the 2017 Virginia Judicial Workload Assessment
 Source: SCV-SQL-Information

CPSS - JCMS CASELOAD STATISTICS OF THE JUVENILE & DOMESTIC RELATIONS DISTRICT COURTS
 January 2024 thru April 2024 Dispositions (Compared to January 2023 thru April 2023)

Norfolk

District: 4 FIPS: 710

Child in Need of Services/Supervision	25	▲	+47.1%	+8
Custody and Visitation	1,344	▼	-4.4%	-62
Delinquency	316	▲	-9.7%	-34
Juvenile Miscellaneous	48	▼	-7.7%	-4
Other	897	▲	+14.9%	+116
Protective Orders	331	▲	+16.1%	+46
Support	868	▲	+4.1%	+34
Traffic	26	↔		0
GRAND TOTAL	5,911	▲	5.8%	+324

2024 Overall GRAND TOTAL		Distribution of Caseload		Change*		Percentage (%) of Caseload		
286	-42 -12.8%	Adult	165 58%	1.2% ▲	+2	Adult	49.7%	57.7%
2024		Juvenile	121 42%	-26.7% ▼	-44	Juvenile	50.3%	42.3%
2023		GRAND TOTAL	286 100%	-12.8% ▼	-42	GRAND TOTAL	100%	100%

Dispositions by Division & Code

Division	Case Type Description	Code	Summary	Change	% Change	Absolute Change
Adult	Other	OT	48	▲	+33.3%	+12
	Misdemeanor	CM	44	▲	+37.5%	+12
	Civil Support	VS	21	▼	-38.2%	-13
	Show Cause	SC	19	▼	-40.6%	-13
	Felony	CF	13	▲	+160.0%	+8
	Capias	CA	12	▼	+9.1%	+1
	Family Abuse - Protective Order	FP	7	▼	-22.2%	-2
	Non-Family Abuse Protective Order	AP	1	▲	-	+1
	Motion - Protective Order	MP	0	▼	-100.0%	-2
	Remand Support	RS	0	▼	-100.0%	-2
	Total		165	▲	1.2%	+2
Juvenile	Custody Visitation	CV	72	▼	-21.7%	-20
	Misdemeanor	DM	12	▼	-20.0%	-3
	Felony	DF	9	▼	-25.0%	-3
	Foster Care Review	FC	6	▼	-14.3%	-1
	Non-Family Abuse Protective Order	AP	3	▲	-	+3
	Permanency Planning	PH	3	↔	-	-
	Truancy	TR	3	▲	-	+3
	Abuse and Neglect	AN	2	▼	-50.0%	-2
	Emergency Custody Order	EC	2	↔	-	-
	Traffic	T	2	▼	-75.0%	-6
	Other	OT	1	▲	-	+1
	Paternity	PT	1	▼	-50.0%	-1
	Relief of Custody	CR	1	▲	-	+1
	Status	ST	1	↔	-	-
	Temporary Detention Order	TD	1	▼	-50.0%	-1
	Terminate Parental Rights	TP	1	▼	-50.0%	-1
	Voluntary Continuing Services and Support Agreen	VA	1	▲	-	+1
	Initial Foster Care	IF	0	▼	-100.0%	-2
	Qualified Residential Treatment	QR	0	▼	-100.0%	-1
	Remand Custody	RC	0	▼	-100.0%	-5
Remand Visitation	RV	0	▼	-100.0%	-5	
Show Cause	SC	0	▼	-100.0%	-2	
	Total		121	▼	-26.7%	-44
GRAND TOTAL			286	▼	-12.8%	-42

Dispositions by Major Case Category**

Category	Summary	Change	% Change	Absolute Change
Adult Criminal	85	▲	+19.7%	+14
Child Dependency	14	▲	-26.3%	-5
Child in Need of Services/Supervision	3	▲	-	+3
Custody and Visitation	73	▼	-22.3%	-21
Delinquency	21	▼	-27.6%	-8
Juvenile Miscellaneous	1	↔	-	0
Other	52	▲	-	0
Protective Orders	11	▲	-	0
Support	24	▼	-44.2%	-19
Traffic	2	▼	-75.0%	-6

* Compared to same time period as previous year
 5/15/2024 1:08:40PM

** Case Type Categories are defined in the 2017 Virginia Judicial Workload Assessment
 Source: SCV-SQL-Information

GRAND TOTAL

286



-12.8%

-42

2024 Overall GRAND TOTAL		Distribution of Caseload		Change*		Percentage (%) of Caseload		
632	+172 37.4%	Adult	357 56%	63.0% ▲	+138	Adult	47.6%	56.5%
2024		Juvenile	275 44%	14.1% ▲	+34	Juvenile	52.4%	43.5%
2023		GRAND TOTAL	632 100%	37.4% ▲	+172	GRAND TOTAL	100%	100%

Dispositions by Division & Code

Division	Case Type Description	Code	Summary	Change	% Change	Absolute Change
Adult	Misdemeanor	CM	79	▲	+68.1%	+32
	Show Cause	SC	78	▲	+90.2%	+37
	Civil Support	VS	63	▲	+6.8%	+4
	Other	OT	43	▲	+38.7%	+12
	Family Abuse - Protective Order	FP	36	▲	+227.3%	+25
	Capias	CA	22	▲	+69.2%	+9
	Felony	CF	19	▲	+58.3%	+7
	Motion - Protective Order	MP	8	▲	+166.7%	+5
	Remand Support	RS	6	▲	+200.0%	+4
	Non-Family Abuse Protective Order	AP	2	▲	-	+2
	Violation Family Abuse Protective Order	PS	1	▲	-	+1
	Total		357	▲	63.0%	+138
Juvenile	Custody Visitation	CV	191	▲	+5.5%	+10
	Misdemeanor	DM	15	▲	+25.0%	+3
	Traffic	T	14	↔	-	-
	Remand Custody	RC	9	▲	+80.0%	+4
	Remand Visitation	RV	9	▲	+80.0%	+4
	Paternity	PT	8	▲	+300.0%	+6
	Felony	DF	5	▲	+25.0%	+1
	Terminate Parental Rights	TP	4	▲	-	+4
	Truancy	TR	4	▲	-	+4
	Foster Care Review	FC	3	▲	+200.0%	+2
	Voluntary Continuing Services and Support Agreem	VA	3	▲	-	+3
	Emergency Custody Order	EC	2	▲	-	+2
	Initial Foster Care	IF	2	▲	+100.0%	+1
	Permanency Planning	PH	2	▼	-60.0%	-3
	Relief of Custody	CR	1	↔	-	-
	Show Cause	SC	1	▲	-	+1
	Status	ST	1	▼	-66.7%	-2
	Temporary Detention Order	TD	1	▼	-75.0%	-3
	Abuse and Neglect	AN	0	▼	-100.0%	-1
	Child In Need of Services	CS	0	▼	-100.0%	-2
		Total		275	▲	14.1%
GRAND TOTAL			632	▲	37.4%	+172

Dispositions by Major Case Category**

Category	Summary	Change	% Change	Absolute Change
Adult Criminal	174	▲	+72.3%	+73
Child Dependency	15	▲	+66.7%	+6
Child in Need of Services/Supervision	4	▲	+100.0%	+2
Custody and Visitation	199	▲	+8.7%	+16
Delinquency	21	▲	+31.3%	+5
Juvenile Miscellaneous	1	▼	-66.7%	-2
Other	70	▲	+48.9%	+23
Protective Orders	46	▲	+228.6%	+32
Support	88	▲	+23.9%	+17
Traffic	14	↔	-	0

* Compared to same time period as previous year
 5/15/2024 1:08:40PM

** Case Type Categories are defined in the 2017 Virginia Judicial Workload Assessment
 Source: SCV-SQL-Information

GRAND TOTAL

632

▲

37.4%

+172

2024 Overall GRAND TOTAL		Distribution of Caseload			Change*		Percentage (%) of Caseload		
283	-15 -5.0%	Adult	155	55%	9.9% ▲	+14	Adult	47.3%	54.8%
2024		Juvenile	128	45%	-18.5% ▼	-29	Juvenile	52.7%	45.2%
2023		GRAND TOTAL	283	100%	-5.0% ▼	-15	GRAND TOTAL	100%	100%

Dispositions by Division & Code




Division	Case Type Description	Code	Summary	Change	% Change	Absolute Change
Adult	Misdemeanor	CM	33	▲	+43.5%	+10
	Show Cause	SC	29	▼	-14.7%	-5
	Other	OT	28	▲	+16.7%	+4
	Civil Support	VS	25	▼	-3.8%	-1
	Family Abuse - Protective Order	FP	13	▲	+85.7%	+6
	Capias	CA	9	▲	-	-
	Remand Support	RS	9	▲	+28.6%	+2
	Violation of Protective Order	PV	3	↔	-	-
	Felony	CF	2	▼	-71.4%	-5
	Motion - Protective Order	MP	2	▲	+100.0%	+1
	Non-Family Abuse Protective Order	AP	2	▲	-	+2
	Total		155	▲	9.9%	+14
Juvenile	Custody Visitation	CV	64	▼	-26.4%	-23
	Remand Custody	RC	14	▲	+100.0%	+7
	Remand Visitation	RV	14	▲	+100.0%	+7
	Traffic	T	11	▼	-47.6%	-10
	Misdemeanor	DM	10	▼	-37.5%	-6
	Temporary Detention Order	TD	4	▼	-20.0%	-1
	Emergency Custody Order	EC	2	↔	-	-
	Felony	DF	2	↔	-	-
	Non-Family Abuse Protective Order	AP	2	▲	-	+2
	Abuse and Neglect	AN	1	▼	-80.0%	-4
	Initial Foster Care	IF	1	▲	-	+1
	Other	OT	1	↔	-	-
	Paternity	PT	1	▼	-66.7%	-2
	Permanency Planning	PH	1	▲	-	+1
	Civil Violation	CI	0	▼	-100.0%	-1
	Total		128	▼	-18.5%	-29
GRAND TOTAL			283	▼	-5.0%	-15

Dispositions by Major Case Category**

Category	Summary	Change	% Change	Absolute Change
Adult Criminal	64	▼	-5.9%	-4
Child Dependency	3	▲	-40.0%	-2
Custody and Visitation	65	▼	-27.8%	-25
Delinquency	12	▼	-33.3%	-6
New to Workload Study	0	▼	-100.0%	-1
Other	72	▲	+35.8%	+19
Protective Orders	19	▲	+137.5%	+11
Support	37	▲	+8.8%	+3
Traffic	11	▼	-47.6%	-10
GRAND TOTAL	283	▼	-5.0%	-15

* Compared to same time period as previous year
 5/15/2024 1:08:40PM

** Case Type Categories are defined in the 2017 Virginia Judicial Workload Assessment
 Source: SCV-SQL-Information

2024 Overall GRAND TOTAL		Distribution of Caseload			Change*		Percentage (%) of Caseload		
2024  2023 	2,111	-953	-31.1%		Adult 1,161 55% -27.2% ▼ -434 Juvenile 950 45% -35.3% ▼ -519 GRAND TOTAL 2,111 100% -31.1% ▼ -953	Adult 52.1% 55.0% Juvenile 47.9% 45.0% GRAND TOTAL 100% 100%			

Dispositions by Division & Code

Division	Case Type Description	Code	Summary	Change	% Change	Absolute Change
Adult	Show Cause	SC	275	▼	+1.9%	+5
	Civil Support	VS	269	▼	-1.5%	-4
	Misdemeanor	CM	213	▼	-6.2%	-14
	Other	OT	146	▼	-65.0%	-271
	Family Abuse - Protective Order	FP	79	▼	-7.1%	-6
	Capias	CA	74	▼	-6.3%	-5
	Felony	CF	61	▲	+13.0%	+7
	Remand Support	RS	35	▼	-80.8%	-147
	Motion - Protective Order	MP	8	▲	+14.3%	+1
	Restricted License for Non-Support	SL	1	▲	-	+1
	Non-Family Abuse Protective Order	AP	0	▼	-100.0%	-1
	Total		1,161	▼	-27.2%	-434
Juvenile	Custody Visitation	CV	511	▼	-1.2%	-6
	Misdemeanor	DM	112	↔	-	-
	Felony	DF	60	▲	+71.4%	+25
	Remand Visitation	RV	51	▼	-77.0%	-171
	Remand Custody	RC	50	▼	-78.0%	-177
	Traffic	T	23	▲	+21.1%	+4
	Emergency Custody Order	EC	18	▼	-82.9%	-87
	Status	ST	18	▼	-35.7%	-10
	Non-Family Abuse Protective Order	AP	16	▼	-11.1%	-2
	Paternity	PT	16	▼	-20.0%	-4
	Temporary Detention Order	TD	14	▼	-87.2%	-95
	Foster Care Review	FC	10	▲	+100.0%	+5
	Initial Foster Care	IF	8	▲	-	+8
	Relief of Custody	CR	8	▲	-	+8
	Other	OT	7	▼	-65.0%	-13
	Permanency Planning	PH	7	▼	-22.2%	-2
	Abuse and Neglect	AN	6	▲	+200.0%	+4
	Terminate Parental Rights	TP	6	▲	+200.0%	+4
	Capias	CA	5	▲	+66.7%	+2
	Show Cause	SC	4	▲	+300.0%	+3
	Child at Risk	RI	0	▼	-100.0%	-2
	Family Abuse - Protective Order	FP	0	▼	-100.0%	-3
	Mental Commitment	MC	0	▼	-100.0%	-7
Voluntary Continuing Services and Support Agreem	VA	0	▼	-100.0%	-3	
	Total		950	▼	-35.3%	-519
GRAND TOTAL			2,111	▼	-31.1%	-953

Dispositions by Major Case Category**

Category	Summary	Change	% Change	Absolute Change
Adult Criminal	536	▲	+4.1%	+21
Child Dependency	45	▲	+95.7%	+22
Child in Need of Services/Supervision	1	▲	-	+1
Custody and Visitation	527	▼	-1.9%	-10
Delinquency	180	▲	+19.2%	+29
Juvenile Miscellaneous	18	▼	-35.7%	-10
Other	321	▼	-75.1%	-968

* Compared to same time period as previous year
 5/15/2024 1:08:40PM

** Case Type Categories are defined in the 2017 Virginia Judicial Workload Assessment
 Source: SCV-SQL-Information

CPSS - JCMS CASELOAD STATISTICS OF THE JUVENILE & DOMESTIC RELATIONS DISTRICT COURTS
 January 2024 thru April 2024 Dispositions (Compared to January 2023 thru April 2023)

Protective Orders	103	▼	-9.6%	-11
Support	357	▲	-8.0%	-31
Traffic	23	▲	+21.1%	+4
GRAND TOTAL	2,111	▼	-31.1%	-953

2024 Overall GRAND TOTAL		Distribution of Caseload		Change*		Percentage (%) of Caseload		
327 +49 17.6% 	Adult	170	52%	33.9% ▲	+43	Adult	2023	2024
	Juvenile	157	48%	4.0% ▲	+6	Juvenile	45.7%	52.0%
GRAND TOTAL		327	100%	17.6% ▲	+49	GRAND TOTAL	100%	100%

Dispositions by Division & Code

Division	Case Type Description	Code	Summary	Change	% Change	Absolute Change
Adult	Misdemeanor	CM	59	▲	+110.7%	+31
	Show Cause	SC	29	▲	+20.8%	+5
	Other	OT	26	▲	+85.7%	+12
	Civil Support	VS	21	▼	-8.7%	-2
	Capias	CA	14	▲	+40.0%	+4
	Felony	CF	10	▲	+400.0%	+8
	Family Abuse - Protective Order	FP	5	▼	-78.3%	-18
	Non-Family Abuse Protective Order	AP	4	▲	-	+4
	Emergency Substantial Risk Order	SR	1	▲	-	+1
	Motion - Protective Order	MP	1	▼	-66.7%	-2
Total			170	▲	33.9%	+43
Juvenile	Custody Visitation	CV	66	▼	-26.7%	-24
	Misdemeanor	DM	30	▲	+30.4%	+7
	Traffic	T	17	▼	-5.6%	-1
	Felony	DF	12	▲	+300.0%	+9
	Abuse and Neglect	AN	10	▲	+11.1%	+1
	Non-Family Abuse Protective Order	AP	5	▲	-	+5
	Capias	CA	4	▲	-	+4
	Paternity	PT	3	▲	+50.0%	+1
	Civil Violation	CI	2	▲	-	+2
	Foster Care Review	FC	2	▲	-	+2
	Permanency Planning	PH	2	↔	-	-
	Child In Need of Services	CS	1	▲	-	+1
	Emergency Custody Order	EC	1	▲	-	+1
	Initial Foster Care	IF	1	▼	-50.0%	-1
	Show Cause	SC	1	▲	-	-
	Child at Risk	RI	0	▼	-100.0%	-1
Total			157	▲	4.0%	+6
GRAND TOTAL			327	▲	17.6%	+49

Dispositions by Major Case Category**

Category	Summary	Change	% Change	Absolute Change	
Adult Criminal	93	▲	+97.9%	+46	
Child Dependency	15	▲	+7.1%	+1	
Child in Need of Services/Supervision	1	▲	-	0	
Custody and Visitation	69	▲	-25.0%	-23	
Delinquency	47	▲	+80.8%	+21	
New to Workload Study	3	▲	-	+3	
Other	27	▲	+92.9%	+13	
Protective Orders	15	▲	-42.3%	-11	
Support	40	▼	-	0	
Traffic	17	▼	-5.6%	-1	
GRAND TOTAL		327	▲	17.6%	+49

* Compared to same time period as previous year
 5/15/2024 1:08:40PM

** Case Type Categories are defined in the 2017 Virginia Judicial Workload Assessment
 Source: SCV-SQL-Information

2024 Overall GRAND TOTAL		Distribution of Caseload		Change*		Percentage (%) of Caseload			
209	-12 -5.4%	Adult	119	57%	10.2% ▲	+11	Adult	48.9%	56.9%
2024		Juvenile	90	43%	-20.4% ▼	-23	Juvenile	51.1%	43.1%
2023		GRAND TOTAL	209	100%	-5.4% ▼	-12	GRAND TOTAL	100%	100%

Dispositions by Division & Code

Division	Case Type Description	Code	Summary	Change	% Change	Absolute Change
Adult	Misdemeanor	CM	34	▲	+88.9%	+16
	Show Cause	SC	29	▲	-3.3%	-1
	Civil Support	VS	15	▼	-34.8%	-8
	Other	OT	15	↔		-
	Capias	CA	8	▲		-
	Felony	CF	8	▲	+14.3%	+1
	Family Abuse - Protective Order	FP	7	▲	+16.7%	+1
	Motion - Protective Order	MP	2	▲	-	+2
	Non-Family Abuse Protective Order	AP	1	▲	-	+1
	Violation Family Abuse Protective Order	PS	0	▼	-100.0%	-1
	Total		119	▲	10.2%	+11
Juvenile	Custody Visitation	CV	55	▼	-1.8%	-1
	Misdemeanor	DM	14	▲	+7.7%	+1
	Permanency Planning	PH	6	▲	+500.0%	+5
	Paternity	PT	4	▼	-33.3%	-2
	Abuse and Neglect	AN	2	▼	-77.8%	-7
	Initial Foster Care	IF	2	▼	-77.8%	-7
	Terminate Parental Rights	TP	2	▼	-33.3%	-1
	Traffic	T	2	▼	-60.0%	-3
	Felony	DF	1	▲	-	+1
	Remand Custody	RC	1	▲	-	+1
	Voluntary Continuing Services and Support Agreen	VA	1	▲	-	+1
	Capias	CA	0	▼	-100.0%	-1
	Child In Need of Services	CS	0	▼	-100.0%	-1
	Non-Family Abuse Protective Order	AP	0	▼	-100.0%	-2
	Show Cause	SC	0	▼	-100.0%	-3
	Special Immigrant Juvenile Status	SI	0	▼	-100.0%	-1
	Temporary Detention Order	TD	0	▼	-100.0%	-1
	Truancy	TR	0	▼	-100.0%	-2
		Total		90	▼	-20.4%
GRAND TOTAL			209	▼	-5.4%	-12

Dispositions by Major Case Category**

Category	Summary	Change	% Change	Absolute Change
Adult Criminal	64	▲	+64.1%	+25
Child Dependency	13	▲	-40.9%	-9
Child in Need of Services/Supervision	0	▼	-100.0%	-3
Custody and Visitation	59	▼	-4.8%	-3
Delinquency	15	▲	-11.8%	-2
New to Workload Study	0	▼	-100.0%	-1
Other	16	▲		0
Protective Orders	10	▲	+25.0%	+2
Support	30	▼	-37.5%	-18
Traffic	2	▼	-60.0%	-3
GRAND TOTAL	209	▼	-5.4%	-12

* Compared to same time period as previous year
 5/15/2024 1:08:40PM

** Case Type Categories are defined in the 2017 Virginia Judicial Workload Assessment
 Source: SCV-SQL-Information

2024 Overall GRAND TOTAL		Distribution of Caseload			Change*		Percentage (%) of Caseload		
164 	+5	Adult	76	46%	0.0%	0	Adult	47.8%	46.3%
	3.1%	Juvenile	88	54%	6.0% ▲	+5	Juvenile	52.2%	53.7%
GRAND TOTAL 164		100%			3.1% ▲		GRAND TOTAL 100%		

Dispositions by Division & Code

Division	Case Type Description	Code	Summary	Change	% Change	Absolute Change
Adult	Misdemeanor	CM	28	▲	+154.5%	+17
	Other	OT	15	▲	+25.0%	+3
	Civil Support	VS	13	↔		-
	Show Cause	SC	10	▼	-44.4%	-8
	Family Abuse - Protective Order	FP	5	▲	+25.0%	+1
	Felony	CF	4	▲	+100.0%	+2
	Capias	CA	1	▼	-93.3%	-14
	Restricted License for Non-Support	SL	0	▼	-100.0%	-1
Total			76		0.0%	0
Juvenile	Custody Visitation	CV	40	▲	+5.3%	+2
	Misdemeanor	DM	16	▲	+14.3%	+2
	Foster Care Review	FC	8	▲	+33.3%	+2
	Felony	DF	7	▲	-	+7
	Traffic	T	5	▼	-44.4%	-4
	Status	ST	3	▲	+200.0%	+2
	Emergency Custody Order	EC	2	▼	-33.3%	-1
	Temporary Detention Order	TD	2	↔		-
	Abuse and Neglect	AN	1	▼	-50.0%	-1
	Non-Family Abuse Protective Order	AP	1	▲	-	+1
	Paternity	PT	1	↔		-
	Permanency Planning	PH	1	▼	-66.7%	-2
	Truancy	TR	1	▲	-	+1
	Child In Need of Services	CS	0	▼	-100.0%	-3
	Show Cause	SC	0	▼	-100.0%	-1
Total			88	▲	6.0%	+5
GRAND TOTAL			164	▲	3.1%	+5

Dispositions by Major Case Category**

Category	Summary	Change	% Change	Absolute Change
Adult Criminal	39	▲	+34.5%	+10
Child Dependency	10	▼	-9.1%	-1
Child in Need of Services/Supervision	1	▲	-66.7%	-2
Custody and Visitation	41	▲	+5.1%	+2
Delinquency	23	▲	+53.3%	+8
Juvenile Miscellaneous	3	▲	+200.0%	+2
Other	19	▲	+11.8%	+2
Protective Orders	6	▲	+50.0%	+2
Support	17	▼	-45.2%	-14
Traffic	5	▼	-44.4%	-4
GRAND TOTAL		164	▲	3.1%

* Compared to same time period as previous year
 5/15/2024 1:08:40PM

** Case Type Categories are defined in the 2017 Virginia Judicial Workload Assessment
 Source: SCV-SQL-Information

2024 Overall GRAND TOTAL		Distribution of Caseload		Change*		Percentage (%) of Caseload			
759 2024 2023	+46 6.5%	Adult	416	55%	16.2% ▲	+58	Adult	50.2%	54.8%
		Juvenile	343	45%	-3.4% ▼	-12	Juvenile	49.8%	45.2%
GRAND TOTAL		759	100%	6.5% ▲	+46	GRAND TOTAL	100%	100%	

Dispositions by Division & Code

Division	Case Type Description	Code	Summary	Change	% Change	Absolute Change
Adult	Misdemeanor	CM	83	▲	+29.7%	+19
	Show Cause	SC	82	▼	-13.7%	-13
	Civil Support	VS	81	▲	+35.0%	+21
	Other	OT	52	▼	+6.1%	+3
	Family Abuse - Protective Order	FP	48	▲	+50.0%	+16
	Capias	CA	33	▲	-	-
	Felony	CF	25	▲	+66.7%	+10
	Motion - Protective Order	MP	6	▲	+100.0%	+3
	Violation of Protective Order	PV	3	▲	+200.0%	+2
	Bond Forfeiture	BF	1	▲	-	+1
	Non-Family Abuse Protective Order	AP	1	↔	-	-
	Violation Family Abuse Protective Order	PS	1	▲	-	+1
	Emergency Substantial Risk Order	SR	0	▼	-100.0%	-4
	Protective Order	PC	0	▼	-100.0%	-1
Total			416	▲	16.2%	+58
Juvenile	Custody Visitation	CV	216	▼	-4.0%	-9
	Traffic	T	23	▲	+91.7%	+11
	Misdemeanor	DM	20	▼	-56.5%	-26
	Foster Care Review	FC	17	▲	+70.0%	+7
	Felony	DF	10	▼	-16.7%	-2
	Initial Foster Care	IF	9	▲	+200.0%	+6
	Abuse and Neglect	AN	8	▲	+33.3%	+2
	Permanency Planning	PH	7	▲	+75.0%	+3
	Emergency Custody Order	EC	5	↔	-	-
	Non-Family Abuse Protective Order	AP	4	▼	-20.0%	-1
	Temporary Detention Order	TD	4	↔	-	-
	Terminate Parental Rights	TP	4	▲	-	+4
	Mental Commitment	MC	3	▲	+200.0%	+2
	Paternity	PT	3	▲	+200.0%	+2
	Truancy	TR	3	▼	-40.0%	-2
	Relief of Custody	CR	2	▲	-	+2
	Show Cause	SC	2	▲	-50.0%	-2
	Capias	CA	1	▲	-	+1
	Status	ST	1	▼	-85.7%	-6
	Voluntary Continuing Services and Support Agreem	VA	1	↔	-	-
	Motion - Protective Order	MP	0	▼	-100.0%	-1
	Qualified Residential Treatment	QR	0	▼	-100.0%	-1
	Special Immigrant Juvenile Status	SI	0	▼	-100.0%	-2
	Total			343	▼	-3.4%
GRAND TOTAL			759	▲	6.5%	+46

Dispositions by Major Case Category**

Category	Summary	Change	% Change	Absolute Change
Adult Criminal	177	▲	+4.1%	+7
Child Dependency	48	▲	+92.0%	+23
Child in Need of Services/Supervision	4	▲	-20.0%	-1
Custody and Visitation	219	▲	-3.1%	-7
Delinquency	32	▲	-48.4%	-30

* Compared to same time period as previous year
 5/15/2024 1:08:40PM

** Case Type Categories are defined in the 2017 Virginia Judicial Workload Assessment
 Source: SCV-SQL-Information

CPSS - JCMS CASELOAD STATISTICS OF THE JUVENILE & DOMESTIC RELATIONS DISTRICT COURTS
 January 2024 thru April 2024 Dispositions (Compared to January 2023 thru April 2023)

Juvenile Miscellaneous	1	▼	-85.7%	-6
New to Workload Study	0	▼	-100.0%	-6
Other	64	▲	+8.5%	+5
Protective Orders	59	▲	+40.5%	+17
Support	132	▲	+33.3%	+33
Traffic	23	▲	+91.7%	+11
GRAND TOTAL	759	▲	6.5%	+46

2024 Overall GRAND TOTAL		Distribution of Caseload		Change*		Percentage (%) of Caseload			
	685	Adult	322	47%	2.2% ▲	+7	Adult	53.0%	47.0%
	+91 15.3%	Juvenile	363	53%	30.1% ▲	+84	Juvenile	47.0%	53.0%
GRAND TOTAL		GRAND TOTAL	685	100%	15.3% ▲	+91	GRAND TOTAL	100%	100%

Dispositions by Division & Code

Division	Case Type Description	Code	Summary	Change	% Change	Absolute Change
Adult	Misdemeanor	CM	84	▲	+23.5%	+16
	Civil Support	VS	67	▲	+19.6%	+11
	Show Cause	SC	46	▲	+9.5%	+4
	Family Abuse - Protective Order	FP	45	▲	+15.4%	+6
	Felony	CF	28	▲	+3.7%	+1
	Capias	CA	25	▲	-13.8%	-4
	Other	OT	20	▲	-51.2%	-21
	Non-Family Abuse Protective Order	AP	4	▲	+33.3%	+1
	Remand Support	RS	2	▲	-	+2
	Motion - Protective Order	MP	1	▼	-88.9%	-8
	Protective Order	PC	0	▼	-100.0%	-1
Total			322	▲	2.2%	+7
Juvenile	Custody Visitation	CV	226	▲	+39.5%	+64
	Misdemeanor	DM	40	↔	-	-
	Traffic	T	31	▲	+342.9%	+24
	Felony	DF	24	▼	-20.0%	-6
	Non-Family Abuse Protective Order	AP	13	▼	-13.3%	-2
	Family Abuse - Protective Order	FP	12	▲	-	+12
	Civil Violation	CI	7	▲	+40.0%	+2
	Show Cause	SC	4	▲	+100.0%	+2
	Foster Care Review	FC	3	▼	-25.0%	-1
	Capias	CA	1	↔	-	-
	Remand Custody	RC	1	▲	-	+1
	Remand Visitation	RV	1	▲	-	+1
	Abuse and Neglect	AN	0	▼	-100.0%	-8
	Initial Foster Care	IF	0	▼	-100.0%	-4
	Truancy	TR	0	▼	-100.0%	-1
Total			363	▲	30.1%	+84
GRAND TOTAL			685	▲	15.3%	+91

Dispositions by Major Case Category**

Category	Summary	Change	% Change	Absolute Change	
Adult Criminal	175	▼	+9.4%	+15	
Child Dependency	3	▼	-81.3%	-13	
Child in Need of Services/Supervision	0	▼	-100.0%	-1	
Custody and Visitation	226	▲	+39.5%	+64	
Delinquency	69	▲	-5.5%	-4	
New to Workload Study	7	▲	+40.0%	+2	
Other	24	▲	-41.5%	-17	
Protective Orders	75	▲	+13.6%	+9	
Support	75	▲	+19.0%	+12	
Traffic	31	▲	+342.9%	+24	
GRAND TOTAL		685	▲	15.3%	+91

2024 Overall GRAND TOTAL		Distribution of Caseload		Change*		Percentage (%) of Caseload			
72	-9 -11.1%	Adult	50	69%	-3.8% ▼	-2	Adult	64.2%	69.4%
2024		Juvenile	22	31%	-24.1% ▼	-7	Juvenile	35.8%	30.6%
2023		GRAND TOTAL	72	100%	-11.1% ▼	-9	GRAND TOTAL	100%	100%

Dispositions by Division & Code

Division	Case Type Description	Code	Summary	Change	% Change	Absolute Change
Adult	Civil Support	VS	16	▲	+45.5%	+5
	Misdemeanor	CM	9	▼	-40.0%	-6
	Other	OT	9	▲	-18.2%	-2
	Capias	CA	7	▲	-	+7
	Family Abuse - Protective Order	FP	4	▲	+33.3%	+1
	Show Cause	SC	4	▼	-50.0%	-4
	Felony	CF	1	▼	-75.0%	-3
	Total			50	▼	-3.8%
Juvenile	Custody Visitation	CV	19	▼	-13.6%	-3
	Misdemeanor	DM	1	↔	-	-
	Non-Family Abuse Protective Order	AP	1	▲	-	+1
	Traffic	T	1	▼	-66.7%	-2
	Foster Care Review	FC	0	▼	-100.0%	-1
	Paternity	PT	0	▼	-100.0%	-2
	Total			22	▼	-24.1%
GRAND TOTAL			72	▼	-11.1%	-9

Dispositions by Major Case Category**

Category	Summary	Change	% Change	Absolute Change
Adult Criminal	14	▲	-39.1%	-9
Child Dependency	0	▼	-100.0%	-1
Custody and Visitation	19	▼	-20.8%	-5
Delinquency	1	↔	-	0
Other	9	▲	-18.2%	-2
Protective Orders	5	▲	+66.7%	+2
Support	23	▲	+53.3%	+8
Traffic	1	▼	-66.7%	-2
GRAND TOTAL	72	▼	-11.1%	-9

* Compared to same time period as previous year
 5/15/2024 1:08:40PM

** Case Type Categories are defined in the 2017 Virginia Judicial Workload Assessment
 Source: SCV-SQL-Information

2024 Overall GRAND TOTAL		Distribution of Caseload		Change*		Percentage (%) of Caseload			
215 -3.2% 	-7	Adult	83	39%	-23.1% ▼	-25	Adult	48.6%	38.6%
		Juvenile	132	61%	15.8% ▲	+18	Juvenile	51.4%	61.4%
		GRAND TOTAL	215	100%	-3.2% ▼	-7	GRAND TOTAL	100%	100%

Dispositions by Division & Code

Division	Case Type Description	Code	Summary	Change	% Change	Absolute Change
Adult	Misdemeanor	CM	23	▼	-20.7%	-6
	Show Cause	SC	20	▼	-20.0%	-5
	Civil Support	VS	17	▼	-22.7%	-5
	Family Abuse - Protective Order	FP	10	▼	-28.6%	-4
	Other	OT	7	▲	+75.0%	+3
	Capias	CA	4	▼	-66.7%	-8
	Felony	CF	2	▲	+100.0%	+1
	Motion - Protective Order	MP	0	▼	-100.0%	-1
	Total		83	▼	-23.1%	-25
Juvenile	Custody Visitation	CV	62	▲	+59.0%	+23
	Foster Care Review	FC	15	▲	+114.3%	+8
	Traffic	T	13	▼	-35.0%	-7
	Abuse and Neglect	AN	10	▲	+25.0%	+2
	Misdemeanor	DM	8	▼	-52.9%	-9
	Permanency Planning	PH	8	▲	+700.0%	+7
	Felony	DF	6	▲	+100.0%	+3
	Status	ST	3	▲	-	-
	Paternity	PT	2	▲	-	+2
	Special Immigrant Juvenile Status	SI	2	▲	-	+2
	Temporary Detention Order	TD	2	▲	-	+2
	Show Cause	SC	1	▲	-	+1
	Child In Need of Services	CS	0	▼	-100.0%	-2
	Family Abuse - Protective Order	FP	0	▼	-100.0%	-1
	Initial Foster Care	IF	0	▼	-100.0%	-7
	Non-Family Abuse Protective Order	AP	0	▼	-100.0%	-2
	Other	OT	0	▼	-100.0%	-1
	Remand Custody	RC	0	▼	-100.0%	-1
	Remand Visitation	RV	0	▼	-100.0%	-1
	Truancy	TR	0	▼	-100.0%	-1
	Total		132	▲	15.8%	+18
	GRAND TOTAL		215	▼	-3.2%	-7

Dispositions by Major Case Category**

Category	Summary	Change	% Change	Absolute Change	
Adult Criminal	41	▲	-16.3%	-8	
Child Dependency	33	▲	+43.5%	+10	
Child in Need of Services/Supervision	1	▲	-66.7%	-2	
Custody and Visitation	64	▲	+64.1%	+25	
Delinquency	14	▲	-30.0%	-6	
Juvenile Miscellaneous	3	▲	-	0	
New to Workload Study	2	▲	-	+2	
Other	9	▲	+28.6%	+2	
Protective Orders	10	▼	-44.4%	-8	
Support	25	▼	-37.5%	-15	
Traffic	13	▼	-35.0%	-7	
	GRAND TOTAL		215	▼	-3.2%

* Compared to same time period as previous year
 5/15/2024 1:08:40PM

** Case Type Categories are defined in the 2017 Virginia Judicial Workload Assessment
 Source: SCV-SQL-Information

2024 Overall GRAND TOTAL		Distribution of Caseload		Change*		Percentage (%) of Caseload			
4,838 +223 4.8% 	2024 2023	Adult	3,155	65%	6.9% ▲	+204	Adult	63.9%	65.2%
		Juvenile	1,683	35%	1.1% ▲	+19	Juvenile	36.1%	34.8%
GRAND TOTAL		4,838	100%	4.8% ▲	+223	GRAND TOTAL	100%	100%	

Dispositions by Division & Code

Division	Case Type Description	Code	Summary	Change	% Change	Absolute Change	
Adult	Misdemeanor	CM	856	▲	+11.9%	+91	
	Other	OT	575	▲	+8.5%	+45	
	Show Cause	SC	520	▲	+13.5%	+62	
	Civil Support	VS	395	▼	-4.8%	-20	
	Felony	CF	278	▲	+1.1%	+3	
	Capias	CA	277	▼	+0.4%	+1	
	Family Abuse - Protective Order	FP	216	▲	+11.9%	+23	
	Non-Family Abuse Protective Order	AP	11	▲	+37.5%	+3	
	Violation of Protective Order	PV	11	▼	-21.4%	-3	
	Motion - Protective Order	MP	9	▲	+28.6%	+2	
	Remand Support	RS	5	▼	-28.6%	-2	
	Bond Forfeiture	BF	2	↔	-	-	
	Restricted License for Non-Support	SL	0	▼	-100.0%	-1	
Total			3,155	▲	6.9%	+204	
Juvenile	Custody Visitation	CV	912	▼	-11.5%	-118	
	Misdemeanor	DM	199	▲	+39.2%	+56	
	Felony	DF	106	▲	+55.9%	+38	
	Civil Violation	CI	51	▲	+142.9%	+30	
	Truancy	TR	43	▼	-38.6%	-27	
	Traffic	T	37	▲	+48.0%	+12	
	Foster Care Review	FC	35	▲	+34.6%	+9	
	Abuse and Neglect	AN	34	▲	+30.8%	+8	
	Mental Commitment	MC	34	▼	-47.7%	-31	
	Status	ST	32	▼	-13.5%	-5	
	Paternity	PT	29	▼	-3.3%	-1	
	Permanency Planning	PH	27	▲	+3.8%	+1	
	Non-Family Abuse Protective Order	AP	26	▲	+23.8%	+5	
	Child In Need of Services	CS	23	▲	+155.6%	+14	
	Initial Foster Care	IF	20	▲	+81.8%	+9	
	Terminate Parental Rights	TP	20	▲	+66.7%	+8	
	Other	OT	16	▲	+33.3%	+4	
	Show Cause	SC	13	▲	+333.3%	+10	
	Special Immigrant Juvenile Status	SI	6	▲	-	+6	
	Temporary Detention Order	TD	5	▼	-50.0%	-5	
	Family Abuse - Protective Order	FP	4	▲	+300.0%	+3	
	Remand Custody	RC	4	▼	-55.6%	-5	
	Voluntary Continuing Services and Support Agree	VA	4	▲	+300.0%	+3	
	Emergency Custody Order	EC	2	▼	-75.0%	-6	
	Capias	CA	1	▲	-	+1	
	Total			1,683	▲	1.1%	+19
	GRAND TOTAL			4,838	▲	4.8%	+223

Dispositions by Major Case Category**

Category	Summary	Change	% Change	Absolute Change
Adult Criminal	1,801	▲	+13.3%	+211
Child Dependency	140	▲	+37.3%	+38
Child in Need of Services/Supervision	66	▲	-16.5%	-13
Custody and Visitation	941	▼	-11.2%	-119
Delinquency	319	▲	+49.1%	+105

* Compared to same time period as previous year
 5/15/2024 1:08:40PM

** Case Type Categories are defined in the 2017 Virginia Judicial Workload Assessment
 Source: SCV-SQL-Information

Juvenile Miscellaneous	33	▲	-10.8%	-4
New to Workload Study	57	▲	+171.4%	+36
Other	640	▼	-0.2%	-1
Protective Orders	266	▲	+15.7%	+36
Support	538	▼	-12.7%	-78
Traffic	37	▲	+48.0%	+12
GRAND TOTAL	4,838	▲	4.8%	+223

2024 Overall GRAND TOTAL		Distribution of Caseload		Change*		Percentage (%) of Caseload			
3,720 +224 6.4% 		Adult	2,003	54%	-0.5% ▼	-10	Adult	57.6%	53.8%
		Juvenile	1,717	46%	15.8% ▲	+234	Juvenile	42.4%	46.2%
		GRAND TOTAL	3,720	100%	6.4% ▲	+224	GRAND TOTAL	100%	100%

Dispositions by Division & Code

Division	Case Type Description	Code	Summary	Change	% Change	Absolute Change	
Adult	Misdemeanor	CM	422	▼	-5.8%	-26	
	Show Cause	SC	392	▼	-9.3%	-40	
	Other	OT	380	▼	-6.2%	-25	
	Civil Support	VS	288	▲	+15.2%	+38	
	Capias	CA	208	▲	+2.5%	+5	
	Family Abuse - Protective Order	FP	142	▲	+12.7%	+16	
	Felony	CF	121	▲	+10.0%	+11	
	Remand Support	RS	22	▲	+69.2%	+9	
	Motion - Protective Order	MP	9	▲	+80.0%	+4	
	Non-Family Abuse Protective Order	AP	8	▲	+100.0%	+4	
	Violation of Protective Order	PV	7	▼	-50.0%	-7	
	Restricted License for Non-Support	SL	2	▼	-33.3%	-1	
	Criminal Support	CS	1	▲	-	+1	
	Return of Desposit (Bondsman)	RD	1	▲	-	+1	
	Total		2,003	▼	-0.5%	-10	
Juvenile	Custody Visitation	CV	1,070	▲	+6.5%	+65	
	Misdemeanor	DM	167	▲	+51.8%	+57	
	Felony	DF	67	▲	+28.8%	+15	
	Status	ST	58	▲	-12.1%	-8	
	Truancy	TR	42	▼	-14.3%	-7	
	Paternity	PT	33	▲	+6.5%	+2	
	Remand Visitation	RV	32	▲	+128.6%	+18	
	Traffic	T	31	▲	+14.8%	+4	
	Remand Custody	RC	30	▲	+114.3%	+16	
	Temporary Detention Order	TD	29	▲	-	+29	
	Foster Care Review	FC	27	▲	+107.7%	+14	
	Permanency Planning	PH	24	▼	-4.0%	-1	
	Abuse and Neglect	AN	17	↔	-	-	
	Non-Family Abuse Protective Order	AP	16	▲	+14.3%	+2	
	Show Cause	SC	16	▲	+60.0%	+6	
	Voluntary Continuing Services and Support Agree	VA	14	▲	+100.0%	+7	
	Emergency Custody Order	EC	10	▲	-	+10	
	Initial Foster Care	IF	7	▲	+16.7%	+1	
	Capias	CA	6	▲	+20.0%	+1	
	Family Abuse - Protective Order	FP	4	▲	-	+4	
	Other	OT	4	▲	+300.0%	+3	
	Terminate Parental Rights	TP	4	▼	-33.3%	-2	
	Civil Violation	CI	3	▲	+50.0%	+1	
	Entrustment	ET	3	↔	-	-	
	Juvenile Support	JS	1	▲	-	+1	
	Relief of Custody	CR	1	↔	-	-	
	Special Immigrant Juvenile Status	SI	1	▲	-	+1	
	Child In Need of Services	CS	0	▼	-100.0%	-5	
		Total		1,717	▲	15.8%	+234
		GRAND TOTAL		3,720	▲	6.4%	+224

Dispositions by Major Case Category**

Category	Summary	Change	% Change	Absolute Change
Adult Criminal	1,028	▼	-5.3%	-57
Child Dependency	97	▲	+24.4%	+19
Child in Need of Services/Supervision	42	▼	-22.2%	-12
Custody and Visitation	1,103	▲	+6.5%	+67
Delinquency	256	▲	+44.6%	+79
Juvenile Miscellaneous	58	▲	-12.1%	-8
New to Workload Study	4	▲	+100.0%	+2
Other	508	▲	+13.6%	+61
Protective Orders	179	▲	+20.1%	+30
Support	414	▲	+10.4%	+39
Traffic	31	▲	+14.8%	+4
GRAND TOTAL	3,720	▲	6.4%	+224

2024 Overall GRAND TOTAL		Distribution of Caseload		Change*		Percentage (%) of Caseload		
80	-21 -20.8%	Adult	48 60%	-38.5% ▼	-30	Adult	77.2%	60.0%
2024		Juvenile	32 40%	39.1% ▲	+9	Juvenile	22.8%	40.0%
2023		GRAND TOTAL	80 100%	-20.8% ▼	-21	GRAND TOTAL	100%	100%

Dispositions by Division & Code

Division	Case Type Description	Code	Summary	Change	% Change	Absolute Change
Adult	Misdemeanor	CM	11	▼	-42.1%	-8
	Civil Support	VS	9	▲	+12.5%	+1
	Show Cause	SC	8	▼	-27.3%	-3
	Other	OT	6	▲	-14.3%	-1
	Capias	CA	5	▲	-50.0%	-5
	Family Abuse - Protective Order	FP	3	▼	-57.1%	-4
	Felony	CF	3	▼	-76.9%	-10
	Bond Forfeiture	BF	1	↔		-
	Motion - Protective Order	MP	1	↔		-
	Violation of Protective Order	PV	1	↔		-
	Total		48	▼	-38.5%	-30
Juvenile	Custody Visitation	CV	24	▲	+41.2%	+7
	Abuse and Neglect	AN	4	▲	+100.0%	+2
	Show Cause	SC	2	▲	-	+2
	Traffic	T	1	↔		-
	Truancy	TR	1	▲	-	+1
	Foster Care Review	FC	0	▼	-100.0%	-1
	Misdemeanor	DM	0	▼	-100.0%	-2
	Total		32	▲	39.1%	+9
GRAND TOTAL			80	▼	-20.8%	-21

Dispositions by Major Case Category**

Category	Summary	Change	% Change	Absolute Change	
Adult Criminal	25	▼	-51.9%	-27	
Child Dependency	4	↔	+33.3%	+1	
Child in Need of Services/Supervision	1	▲	-	+1	
Custody and Visitation	24	▲	+41.2%	+7	
Delinquency	2	▲		0	
Other	6	▲	-14.3%	-1	
Protective Orders	4	▼	-50.0%	-4	
Support	13	▲	+18.2%	+2	
Traffic	1	↔		0	
GRAND TOTAL		80	▼	-20.8%	-21

* Compared to same time period as previous year
 5/15/2024 1:08:40PM

** Case Type Categories are defined in the 2017 Virginia Judicial Workload Assessment
 Source: SCV-SQL-Information

2024 Overall GRAND TOTAL		Distribution of Caseload		Change*		Percentage (%) of Caseload			
720	-15 -2.0%	Adult	378	53%	-9.4% ▼	-39	Adult	56.7%	52.5%
2024		Juvenile	342	48%	7.5% ▲	+24	Juvenile	43.3%	47.5%
2023		GRAND TOTAL	720	100%	-2.0% ▼	-15	GRAND TOTAL	100%	100%

Dispositions by Division & Code

Division	Case Type Description	Code	Summary	Change	% Change	Absolute Change
Adult	Misdemeanor	CM	105	▲	+2.9%	+3
	Other	OT	78	▲		-
	Civil Support	VS	51	▼	-13.6%	-8
	Show Cause	SC	51	▼	-28.2%	-20
	Family Abuse - Protective Order	FP	35	▼	-14.6%	-6
	Felony	CF	19	▲	+5.6%	+1
	Motion - Protective Order	MP	10	▲	+66.7%	+4
	Capias	CA	9	▼	-71.9%	-23
	Violation of Protective Order	PV	9	▲	+80.0%	+4
	Non-Family Abuse Protective Order	AP	6	▲	+200.0%	+4
	Remand Support	RS	5	▲	+150.0%	+3
	Restricted License for Non-Support	SL	0	▼	-100.0%	-1
		Total		378	▼	-9.4%
Juvenile	Custody Visitation	CV	223	▲	+2.8%	+6
	Misdemeanor	DM	42	▲	+162.5%	+26
	Traffic	T	14	↔		-
	Remand Custody	RC	10	▲	+42.9%	+3
	Remand Visitation	RV	10	▲	+42.9%	+3
	Status	ST	9	▲	+125.0%	+5
	Motion - Protective Order	MP	6	▲	+50.0%	+2
	Temporary Detention Order	TD	6	▲	+200.0%	+4
	Other	OT	5	▲		+5
	Child In Need of Services	CS	4	▲	+300.0%	+3
	Foster Care Review	FC	3	▼	-25.0%	-1
	Abuse and Neglect	AN	2	↔		-
	Initial Foster Care	IF	2	↔		-
	Permanency Planning	PH	2	▼	-33.3%	-1
	Felony	DF	1	▼	-96.0%	-24
	Non-Family Abuse Protective Order	AP	1	↔		-
	Truancy	TR	1	▼	-50.0%	-1
	Voluntary Continuing Services and Support Agree	VA	1	▲		+1
	Civil Violation	CI	0	▼	-100.0%	-1
	Paternity	PT	0	▼	-100.0%	-1
	Show Cause	SC	0	▼	-100.0%	-3
Terminate Parental Rights	TP	0	▼	-100.0%	-2	
	Total		342	▲	7.5%	+24
GRAND TOTAL			720	▼	-2.0%	-15

Dispositions by Major Case Category**

Category	Summary	Change	% Change	Absolute Change
Adult Criminal	181	▼	-14.2%	-30
Child Dependency	10	▲	-23.1%	-3
Child in Need of Services/Supervision	5	▲	+66.7%	+2
Custody and Visitation	223	▼	+2.3%	+5
Delinquency	43	▼	-2.3%	-1
Juvenile Miscellaneous	9	▲	+125.0%	+5
New to Workload Study	0	▼	-100.0%	-1
Other	114	▲	+18.8%	+18

* Compared to same time period as previous year
 5/15/2024 1:08:40PM

** Case Type Categories are defined in the 2017 Virginia Judicial Workload Assessment
 Source: SCV-SQL-Information

CPSS - JCMS CASELOAD STATISTICS OF THE JUVENILE & DOMESTIC RELATIONS DISTRICT COURTS
 January 2024 thru April 2024 Dispositions (Compared to January 2023 thru April 2023)

Gloucester

District: 9 FIPS: 073

Protective Orders	58	▲	+7.4%	+4
Support	63	▼	-18.2%	-14
Traffic	14	↔		0
GRAND TOTAL	720	▼	-2.0%	-15

2024 Overall GRAND TOTAL		Distribution of Caseload		Change*		Percentage (%) of Caseload		
147	0 0.0%	Adult	64 44%	8.5% ▲	+5	Adult	2023 40.1%	2024 43.5%
2024		Juvenile	83 56%	-5.7% ▼	-5	Juvenile	59.9%	56.5%
		GRAND TOTAL	147 100%	0.0%	0	GRAND TOTAL	100%	100%

Dispositions by Division & Code

Division	Case Type Description	Code	Summary	Change	% Change	Absolute Change
Adult	Other	OT	18	▼	-28.0%	-7
	Civil Support	VS	14	▲	+40.0%	+4
	Family Abuse - Protective Order	FP	11	↔		-
	Misdemeanor	CM	10	▲	+233.3%	+7
	Show Cause	SC	8	▲	+60.0%	+3
	Capias	CA	1	▲		-
	Felony	CF	1	▼	-50.0%	-1
	Motion - Protective Order	MP	1	▼	-50.0%	-1
	Total		64	▲	8.5%	+5
Juvenile	Custody Visitation	CV	52	▼	-10.3%	-6
	Misdemeanor	DM	9	▼	-25.0%	-3
	Foster Care Review	FC	5	▲	-	+5
	Abuse and Neglect	AN	4	▲	-	+4
	Felony	DF	3	▲	-	+3
	Non-Family Abuse Protective Order	AP	3	▲	-	+3
	Traffic	T	3	▼	-78.6%	-11
	Other	OT	2	▲	-	+2
	Child In Need of Services	CS	1	↔		-
	Paternity	PT	1	▲	-	+1
	Temporary Detention Order	TD	0	▼	-100.0%	-1
	Truancy	TR	0	▼	-100.0%	-2
		Total		83	▼	-5.7%
GRAND TOTAL			147		0.0%	0

Dispositions by Major Case Category**

Category	Summary	Change	% Change	Absolute Change
Adult Criminal	16	▲	+77.8%	+7
Child Dependency	9	▲	-	+9
Child in Need of Services/Supervision	1	▼	-66.7%	-2
Custody and Visitation	53	▲	-8.6%	-5
Delinquency	12	▲		0
Other	20	▲	-23.1%	-6
Protective Orders	15	▲	+15.4%	+2
Support	18	▲	+50.0%	+6
Traffic	3	▼	-78.6%	-11
GRAND TOTAL	147		0.0%	0

2024 Overall GRAND TOTAL		Distribution of Caseload		Change*		Percentage (%) of Caseload		
450	+136 43.3%	Adult	264 59%	71.4% ▲	+110	Adult	49.0%	58.7%
2024	↑	Juvenile	186 41%	16.3% ▲	+26	Juvenile	51.0%	41.3%
2023		GRAND TOTAL	450 100%	43.3% ▲	+136	GRAND TOTAL	100%	100%

Dispositions by Division & Code

Division	Case Type Description	Code	Summary	Change	% Change	Absolute Change
Adult	Misdemeanor	CM	69	▲	+109.1%	+36
	Other	OT	58	▲	+100.0%	+29
	Civil Support	VS	40	▲	+37.9%	+11
	Show Cause	SC	32	▲	+128.6%	+18
	Family Abuse - Protective Order	FP	25	▲	+31.6%	+6
	Felony	CF	19	▲	+171.4%	+12
	Capias	CA	7	▼	-12.5%	-1
	Remand Support	RS	4	▲	+300.0%	+3
	Violation of Protective Order	PV	4	▲	+100.0%	+2
	Motion - Protective Order	MP	3	↔		-
	Criminal Support	CS	2	▲	-	+2
	Non-Family Abuse Protective Order	AP	1	▼	-88.9%	-8
		Total		264	▲	71.4%
Juvenile	Custody Visitation	CV	104	▼	-4.6%	-5
	Misdemeanor	DM	28	▲	+3.7%	+1
	Traffic	T	12	▲	+50.0%	+4
	Truancy	TR	7	▲	+600.0%	+6
	Terminate Parental Rights	TP	6	▲	-	+6
	Paternity	PT	5	▲	+400.0%	+4
	Remand Custody	RC	5	▲	-	+5
	Felony	DF	4	▲	+300.0%	+3
	Foster Care Review	FC	4	▲	+33.3%	+1
	Remand Visitation	RV	4	▲	-	+4
	Child In Need of Services	CS	2	▲	+100.0%	+1
	Non-Family Abuse Protective Order	AP	2	↔		-
	Abuse and Neglect	AN	1	▼	-50.0%	-1
	Emergency Custody Order	EC	1	▲	-	+1
	Other	OT	1	▲	-	+1
	Civil Violation	CI	0	▼	-100.0%	-1
	Qualified Residential Treatment	QR	0	▼	-100.0%	-1
	Show Cause	SC	0	▼	-100.0%	-3
	Total		186	▲	16.3%	+26
GRAND TOTAL			450	▲	43.3%	+136

Dispositions by Major Case Category**

Category	Summary	Change	% Change	Absolute Change	
Adult Criminal	121	▲	+95.2%	+59	
Child Dependency	11	▲	+83.3%	+5	
Child in Need of Services/Supervision	9	▲	+350.0%	+7	
Custody and Visitation	109	▲	-0.9%	-1	
Delinquency	32	▲	+3.2%	+1	
New to Workload Study	0	▼	-100.0%	-1	
Other	73	▲	+143.3%	+43	
Protective Orders	31	▼	-6.1%	-2	
Support	52	▲	+67.7%	+21	
Traffic	12	▲	+50.0%	+4	
GRAND TOTAL		450	▲	43.3%	+136

* Compared to same time period as previous year
 5/15/2024 1:08:40PM

** Case Type Categories are defined in the 2017 Virginia Judicial Workload Assessment
 Source: SCV-SQL-Information

2024 Overall GRAND TOTAL		Distribution of Caseload		Change*		Percentage (%) of Caseload			
151 +25 19.8% 		Adult	52	34%	-18.8% ▼	-12	Adult	50.8%	34.4%
		Juvenile	99	66%	59.7% ▲	+37	Juvenile	49.2%	65.6%
		GRAND TOTAL	151	100%	19.8% ▲	+25	GRAND TOTAL	100%	100%

Dispositions by Division & Code

Division	Case Type Description	Code	Summary	Change	% Change	Absolute Change
Adult	Civil Support	VS	11	▼	-31.3%	-5
	Misdemeanor	CM	11	↔		-
	Other	OT	10	▲	+100.0%	+5
	Show Cause	SC	10	▼	-50.0%	-10
	Family Abuse - Protective Order	FP	5	▲	+66.7%	+2
	Capias	CA	2	▼	-60.0%	-3
	Felony	CF	1	▼	-66.7%	-2
	Motion - Protective Order	MP	1	▲	-	+1
	Restricted License for Non-Support	SL	1	▲	-	+1
	Non-Family Abuse Protective Order	AP	0	▼	-100.0%	-1
	Total		52	▼	-18.8%	-12
Juvenile	Custody Visitation	CV	56	▲	+55.6%	+20
	Traffic	T	9	▲	+800.0%	+8
	Misdemeanor	DM	8	▲	+300.0%	+6
	Abuse and Neglect	AN	6	▼	-40.0%	-4
	Status	ST	6	▲	-	+6
	Felony	DF	3	▲	-	+3
	Permanency Planning	PH	3	▲	+200.0%	+2
	Show Cause	SC	2	▲	-	+2
	Truancy	TR	2	▲	+100.0%	+1
	Foster Care Review	FC	1	↔		-
	Initial Foster Care	IF	1	▼	-80.0%	-4
	Other	OT	1	▲	-	+1
	Paternity	PT	1	▲	-	+1
	Child In Need of Services	CS	0	▼	-100.0%	-1
	Emergency Custody Order	EC	0	▼	-100.0%	-1
	Entrustment	ET	0	▼	-100.0%	-1
	Motion - Protective Order	MP	0	▼	-100.0%	-1
	Temporary Detention Order	TD	0	▼	-100.0%	-1
	Total		99	▲	59.7%	+37
	GRAND TOTAL		151	▲	19.8%	+25

Dispositions by Major Case Category**

Category	Summary	Change	% Change	Absolute Change		
Adult Criminal	22	▼	-29.0%	-9		
Child Dependency	11	▼	-38.9%	-7		
Child in Need of Services/Supervision	2	↔		0		
Custody and Visitation	57	▲	+58.3%	+21		
Delinquency	13	▲	+550.0%	+11		
Juvenile Miscellaneous	6	▲	-	+6		
Other	11	▲	+57.1%	+4		
Protective Orders	6	▲	+20.0%	+1		
Support	14	▲	-41.7%	-10		
Traffic	9	▲	+800.0%	+8		
	GRAND TOTAL		151	▲	19.8%	+25

* Compared to same time period as previous year
 5/15/2024 1:08:40PM

** Case Type Categories are defined in the 2017 Virginia Judicial Workload Assessment
 Source: SCV-SQL-Information

2024 Overall GRAND TOTAL		Distribution of Caseload			Change*		Percentage (%) of Caseload		
195 +42 27.5% 	Adult	107	55%	21.6% ▲	+19	Adult	2023	2024	
	Juvenile	88	45%	35.4% ▲	+23	Juvenile	57.5%	54.9%	
	GRAND TOTAL	195	100%	27.5% ▲	+42	GRAND TOTAL	100%	100%	

Dispositions by Division & Code

Division	Case Type Description	Code	Summary	Change	% Change	Absolute Change
Adult	Show Cause	SC	24	▲	+33.3%	+6
	Other	OT	23	▲	+4.5%	+1
	Misdemeanor	CM	17	▲	+21.4%	+3
	Civil Support	VS	14	▼	-6.7%	-1
	Family Abuse - Protective Order	FP	10	▲	+25.0%	+2
	Felony	CF	9	▲	+350.0%	+7
	Capias	CA	7	▲	+40.0%	+2
	Motion - Protective Order	MP	1	▲	-	+1
	Remand Support	RS	1	↔	-	-
	Violation of Protective Order	PV	1	▼	-50.0%	-1
	Restricted License for Non-Support	SL	0	▼	-100.0%	-1
		Total		107	▲	21.6%
Juvenile	Custody Visitation	CV	50	▲	+19.0%	+8
	Misdemeanor	DM	10	▲	+11.1%	+1
	Status	ST	5	▲	+400.0%	+4
	Foster Care Review	FC	4	▲	-	+4
	Initial Foster Care	IF	4	▲	-	+4
	Felony	DF	3	▼	-25.0%	-1
	Paternity	PT	2	▼	-60.0%	-3
	Remand Visitation	RV	2	▲	-	+2
	Show Cause	SC	2	▲	-	+2
	Traffic	T	2	↔	-	-
	Civil Violation	CI	1	▲	-	+1
	Motion - Protective Order	MP	1	▼	-50.0%	-1
	Remand Custody	RC	1	▲	-	+1
	Temporary Detention Order	TD	1	▲	-	+1
		Total		88	▲	35.4%
GRAND TOTAL			195	▲	27.5%	+42

Dispositions by Major Case Category**

Category	Summary	Change	% Change	Absolute Change
Adult Criminal	52	▲	+40.5%	+15
Child Dependency	8	▲	-	+8
Custody and Visitation	52	▼	+10.6%	+5
Delinquency	15	▲	+15.4%	+2
Juvenile Miscellaneous	5	▲	+400.0%	+4
New to Workload Study	1	▲	-	+1
Other	28	▲	+21.7%	+5
Protective Orders	12	▲	+20.0%	+2
Support	20	▼	-	0
Traffic	2	↔	-	0
GRAND TOTAL	195	▲	27.5%	+42

* Compared to same time period as previous year
 5/15/2024 1:08:40PM

** Case Type Categories are defined in the 2017 Virginia Judicial Workload Assessment
 Source: SCV-SQL-Information

2024 Overall GRAND TOTAL		Distribution of Caseload		Change*		Percentage (%) of Caseload		
346 -92 -21.0% 	Adult	161	47%	-33.2%	▼	-80	2023	55.0%
	Juvenile	185	53%	-6.1%	▼	-12	2024	46.5%
GRAND TOTAL		346	100%	-21.0%	▼	-92	GRAND TOTAL	100%

Dispositions by Division & Code

Division	Case Type Description	Code	Summary	Change	% Change	Absolute Change
Adult	Civil Support	VS	45	▲	+12.5%	+5
	Misdemeanor	CM	33	▼	-49.2%	-32
	Show Cause	SC	30	▲	+42.9%	+9
	Other	OT	18	▼	-25.0%	-6
	Family Abuse - Protective Order	FP	15	▼	-28.6%	-6
	Felony	CF	14	▼	-70.2%	-33
	Violation of Protective Order	PV	2	▼	-33.3%	-1
	Capias	CA	1	▼	-92.3%	-12
	Motion - Protective Order	MP	1	▼	-83.3%	-5
	Non-Family Abuse Protective Order	AP	1	↔	-	-
	Remand Support	RS	1	▲	-	+1
Total			161	▼	-33.2%	-80
Juvenile	Custody Visitation	CV	126	▲	+29.9%	+29
	Misdemeanor	DM	19	▼	-48.6%	-18
	Traffic	T	14	▼	-39.1%	-9
	Felony	DF	7	▼	-12.5%	-1
	Paternity	PT	7	▲	+133.3%	+4
	Non-Family Abuse Protective Order	AP	3	↔	-	-
	Abuse and Neglect	AN	2	▲	+100.0%	+1
	Relief of Custody	CR	2	▲	-	+2
	Child In Need of Services	CS	1	▼	-50.0%	-1
	Initial Foster Care	IF	1	▲	-	+1
	Permanency Planning	PH	1	▲	-	+1
	Show Cause	SC	1	▼	-83.3%	-5
	Temporary Detention Order	TD	1	↔	-	-
	Capias	CA	0	▼	-100.0%	-1
	Foster Care Review	FC	0	▼	-100.0%	-2
	Mental Commitment	MC	0	▼	-100.0%	-2
	Other	OT	0	▼	-100.0%	-2
	Status	ST	0	▼	-100.0%	-8
	Voluntary Continuing Services and Support Agree	VA	0	▼	-100.0%	-1
Total			185	▼	-6.1%	-12
GRAND TOTAL			346	▼	-21.0%	-92

Dispositions by Major Case Category**

Category	Summary	Change	% Change	Absolute Change	
Adult Criminal	59	▼	-57.2%	-79	
Child Dependency	6	▲	+50.0%	+2	
Child in Need of Services/Supervision	1	▼	-50.0%	-1	
Custody and Visitation	133	▲	+33.0%	+33	
Delinquency	27	▼	-48.1%	-25	
Juvenile Miscellaneous	0	▼	-100.0%	-8	
Other	20	▲	-31.0%	-9	
Protective Orders	20	▼	-35.5%	-11	
Support	66	▲	+29.4%	+15	
Traffic	14	▼	-39.1%	-9	
GRAND TOTAL		346	▼	-21.0%	-92

* Compared to same time period as previous year
 5/15/2024 1:08:40PM

** Case Type Categories are defined in the 2017 Virginia Judicial Workload Assessment
 Source: SCV-SQL-Information

2024 Overall GRAND TOTAL		Distribution of Caseload		Change*		Percentage (%) of Caseload			
1,334	+10 0.8%	Adult	755	57%	15.1% ▲	+99	Adult	49.5%	56.6%
2024		Juvenile	579	43%	-13.3% ▼	-89	Juvenile	50.5%	43.4%
2023		GRAND TOTAL	1,334	100%	0.8% ▲	+10	GRAND TOTAL	100%	100%

Dispositions by Division & Code

Division	Case Type Description	Code	Summary	Change	% Change	Absolute Change	
Adult	Misdemeanor	CM	190	▲	+57.0%	+69	
	Show Cause	SC	133	▼	+1.5%	+2	
	Other	OT	125	▲	-4.6%	-6	
	Felony	CF	99	▲	+125.0%	+55	
	Civil Support	VS	81	▼	-16.5%	-16	
	Capias	CA	55	▼	+44.7%	+17	
	Family Abuse - Protective Order	FP	35	▼	-23.9%	-11	
	Remand Support	RS	17	▼	-43.3%	-13	
	Motion - Protective Order	MP	9	▲	+28.6%	+2	
	Violation of Protective Order	PV	9	▲	+50.0%	+3	
	Non-Family Abuse Protective Order	AP	2	▲	-	+2	
	Bond Forfeiture	BF	0	▼	-100.0%	-3	
	Restricted License for Non-Support	SL	0	▼	-100.0%	-2	
	Total		755	▲	15.1%	+99	
Juvenile	Custody Visitation	CV	284	▼	-27.2%	-106	
	Misdemeanor	DM	71	▲	+29.1%	+16	
	Remand Custody	RC	30	▼	-30.2%	-13	
	Remand Visitation	RV	30	▼	-31.8%	-14	
	Show Cause	SC	24	▲	+9.1%	+2	
	Terminate Parental Rights	TP	19	▲	-	+19	
	Truancy	TR	17	▲	+21.4%	+3	
	Permanency Planning	PH	16	▲	+1,500.0%	+15	
	Status	ST	15	▲	+50.0%	+5	
	Felony	DF	14	▲	+27.3%	+3	
	Special Immigrant Juvenile Status	SI	9	▲	+350.0%	+7	
	Traffic	T	8	▼	-46.7%	-7	
	Non-Family Abuse Protective Order	AP	7	▲	+133.3%	+4	
	Paternity	PT	7	▼	-46.2%	-6	
	Foster Care Review	FC	6	▼	-45.5%	-5	
	Temporary Detention Order	TD	6	▲	+500.0%	+5	
	Motion - Protective Order	MP	5	▼	-16.7%	-1	
	Other	OT	5	▲	+66.7%	+2	
	Emergency Custody Order	EC	2	▼	-50.0%	-2	
	Civil Violation	CI	1	▼	-75.0%	-3	
	Family Abuse - Protective Order	FP	1	▲	-	+1	
	Violation of Protective Order	PV	1	▲	-	+1	
	Voluntary Continuing Services and Support Agree	VA	1	▲	-	+1	
	Abuse and Neglect	AN	0	▼	-100.0%	-9	
	Child In Need of Services	CS	0	▼	-100.0%	-2	
	Entrustment	ET	0	▼	-100.0%	-1	
	Initial Foster Care	IF	0	▼	-100.0%	-4	
		Total		579	▼	-13.3%	-89
		GRAND TOTAL		1,334	▲	0.8%	+10

Dispositions by Major Case Category**

Category	Summary	Change	% Change	Absolute Change
Adult Criminal	461	▲	+49.2%	+152
Child Dependency	42	▲	+61.5%	+16
Child in Need of Services/Supervision	17	▼	+6.3%	+1

* Compared to same time period as previous year
 5/15/2024 1:08:40PM

** Case Type Categories are defined in the 2017 Virginia Judicial Workload Assessment
 Source: SCV-SQL-Information

CPSS - JCMS CASELOAD STATISTICS OF THE JUVENILE & DOMESTIC RELATIONS DISTRICT COURTS
 January 2024 thru April 2024 Dispositions (Compared to January 2023 thru April 2023)

Custody and Visitation	291	▼	-27.8%	-112
Delinquency	110	▲	+25.0%	+22
Juvenile Miscellaneous	15	▲	+50.0%	+5
New to Workload Study	10	▲	+66.7%	+4
Other	215	▲	-16.0%	-41
Protective Orders	59	▲	-4.8%	-3
Support	106	▼	-20.3%	-27
Traffic	8	▼	-46.7%	-7
GRAND TOTAL	1,334	▲	0.8%	+10

2024 Overall GRAND TOTAL		Distribution of Caseload		Change*		Percentage (%) of Caseload			
1,287	+266 26.1%	Adult	681	53%	18.2% ▲	+105	Adult	56.4%	52.9%
2024		Juvenile	606	47%	36.2% ▲	+161	Juvenile	43.6%	47.1%
		GRAND TOTAL	1,287	100%	26.1% ▲	+266	GRAND TOTAL	100%	100%

Dispositions by Division & Code

Division	Case Type Description	Code	Summary	Change	% Change	Absolute Change
Adult	Show Cause	SC	153	▲	+142.9%	+90
	Misdemeanor	CM	149	▲	+15.5%	+20
	Civil Support	VS	122	▲	+35.6%	+32
	Other	OT	82	▲	+6.5%	+5
	Felony	CF	55	▼	-51.8%	-59
	Family Abuse - Protective Order	FP	47	▼	-13.0%	-7
	Capias	CA	36	▲	+80.0%	+16
	Remand Support	RS	16	▼	-23.8%	-5
	Motion - Protective Order	MP	12	▲	+140.0%	+7
	Non-Family Abuse Protective Order	AP	8	▲	+700.0%	+7
	Restricted License for Non-Support	SL	1	▼	-50.0%	-1
	Total		681	▲	18.2%	+105
Juvenile	Custody Visitation	CV	364	▲	+32.4%	+89
	Misdemeanor	DM	80	▲	+81.8%	+36
	Felony	DF	24	▲	+380.0%	+19
	Traffic	T	20	▼	-33.3%	-10
	Remand Custody	RC	18	▼	-25.0%	-6
	Remand Visitation	RV	18	▼	-25.0%	-6
	Abuse and Neglect	AN	16	▲	+700.0%	+14
	Other	OT	10	▲	-	+10
	Non-Family Abuse Protective Order	AP	8	▲	-	+8
	Truancy	TR	8	↔	-	-
	Foster Care Review	FC	6	▲	+500.0%	+5
	Permanency Planning	PH	6	▼	-25.0%	-2
	Show Cause	SC	5	▼	-16.7%	-1
	Paternity	PT	4	▼	-20.0%	-1
	Terminate Parental Rights	TP	4	▲	+300.0%	+3
	Initial Foster Care	IF	3	▲	-	+3
	Emergency Custody Order	EC	2	▲	-	+2
	Status	ST	2	▼	-60.0%	-3
	Temporary Detention Order	TD	2	▲	+100.0%	+1
	Capias	CA	1	▲	-	+1
	Child at Risk	RI	1	↔	-	-
	Child In Need of Services	CS	1	↔	-	-
	Family Abuse - Protective Order	FP	1	▲	-	+1
	Qualified Residential Treatment	QR	1	↔	-	-
	Voluntary Continuing Services and Support Agree	VA	1	▲	-	+1
	Civil Violation	CI	0	▼	-100.0%	-3
		Total		606	▲	36.2%
GRAND TOTAL			1,287	▲	26.1%	+266

Dispositions by Major Case Category**

Category	Summary	Change	% Change	Absolute Change
Adult Criminal	337	▲	+10.1%	+31
Child Dependency	38	▲	+171.4%	+24
Child in Need of Services/Supervision	9	↔	-	0
Custody and Visitation	368	▲	+31.4%	+88
Delinquency	110	▲	+100.0%	+55

* Compared to same time period as previous year
 5/15/2024 1:08:40PM

** Case Type Categories are defined in the 2017 Virginia Judicial Workload Assessment
 Source: SCV-SQL-Information

CPSS - JCMS CASELOAD STATISTICS OF THE JUVENILE & DOMESTIC RELATIONS DISTRICT COURTS
 January 2024 thru April 2024 Dispositions (Compared to January 2023 thru April 2023)

York

District: 9 FIPS: 199

Juvenile Miscellaneous	2	▼	-60.0%	-3
New to Workload Study	0	▼	-100.0%	-3
Other	148	▲	+0.7%	+1
Protective Orders	76	▲	+26.7%	+16
Support	179	▲	+59.8%	+67
Traffic	20	▼	-33.3%	-10
GRAND TOTAL	1,287	▲	26.1%	+266

2024 Overall GRAND TOTAL		Distribution of Caseload		Change*		Percentage (%) of Caseload		
463	+17 3.8%	Adult	210 45%	-2.8% ▼	-6	Adult	2023 48.4%	2024 45.4%
2024		Juvenile	253 55%	10.0% ▲	+23	Juvenile	51.6%	54.6%
2023		GRAND TOTAL	463 100%	3.8% ▲	+17	GRAND TOTAL	100%	100%

Dispositions by Division & Code

Division	Case Type Description	Code	Summary	Change	% Change	Absolute Change
Adult	Misdemeanor	CM	52	▲	+44.4%	+16
	Civil Support	VS	42	↔		-
	Other	OT	30	▲	-21.1%	-8
	Show Cause	SC	30	▼	-34.8%	-16
	Family Abuse - Protective Order	FP	17	▼	-5.6%	-1
	Capias	CA	15	▲	+200.0%	+10
	Felony	CF	14	▼	-36.4%	-8
	Motion - Protective Order	MP	7	▲	+40.0%	+2
	Non-Family Abuse Protective Order	AP	1	▼	-50.0%	-1
	Remand Support	RS	1	↔		-
	Violation of Protective Order	PV	1	▲	-	+1
	Violation Family Abuse Protective Order	PS	0	▼	-100.0%	-1
	Total		210	▼	-2.8%	-6
Juvenile	Custody Visitation	CV	141	▲	+1.4%	+2
	Misdemeanor	DM	29	▲	+38.1%	+8
	Truancy	TR	19	▲	+375.0%	+15
	Status	ST	12	▲	-	+12
	Traffic	T	9	▲	+80.0%	+4
	Non-Family Abuse Protective Order	AP	6	▲	+100.0%	+3
	Felony	DF	5	▼	-70.6%	-12
	Foster Care Review	FC	5	▼	-37.5%	-3
	Permanency Planning	PH	4	▼	-20.0%	-1
	Remand Custody	RC	4	▲	+100.0%	+2
	Remand Visitation	RV	4	▲	+100.0%	+2
	Relief of Custody	CR	3	▲	-	+3
	Terminate Parental Rights	TP	3	▲	-	+3
	Child In Need of Services	CS	2	↔		-
	Initial Foster Care	IF	2	▼	-50.0%	-2
	Paternity	PT	2	↔		-
	Abuse and Neglect	AN	1	▼	-88.9%	-8
	Other	OT	1	▲	-	+1
	Temporary Detention Order	TD	1	▼	-66.7%	-2
	Motion - Protective Order	MP	0	▼	-100.0%	-3
Voluntary Continuing Services and Support Agreen	VA	0	▼	-100.0%	-1	
	Total		253	▲	10.0%	+23
GRAND TOTAL			463	▲	3.8%	+17

Dispositions by Major Case Category**

Category	Summary	Change	% Change	Absolute Change
Adult Criminal	104	▲	+25.3%	+21
Child Dependency	18	▲	-33.3%	-9
Child in Need of Services/Supervision	21	▲	+250.0%	+15
Custody and Visitation	143	▲	+1.4%	+2
Delinquency	34	▼	-10.5%	-4
Juvenile Miscellaneous	12	▲	-	+12
Other	41	▲	-10.9%	-5
Protective Orders	31	▼		0
Support	50	▼	-27.5%	-19

* Compared to same time period as previous year
 5/15/2024 1:08:40PM

** Case Type Categories are defined in the 2017 Virginia Judicial Workload Assessment
 Source: SCV-SQL-Information

Traffic	9	▲	+80.0%	+4
GRAND TOTAL	463	▲	3.8%	+17

2024 Overall GRAND TOTAL		Distribution of Caseload		Change*		Percentage (%) of Caseload		
294	-28 -8.7%	Adult	158 54%	-8.1% ▼	-14	Adult	53.4%	53.7%
2024		Juvenile	136 46%	-9.3% ▼	-14	Juvenile	46.6%	46.3%
2023		GRAND TOTAL	294 100%	-8.7% ▼	-28	GRAND TOTAL	100%	100%

Dispositions by Division & Code

Division	Case Type Description	Code	Summary	Change	% Change	Absolute Change
Adult	Other	OT	39	▲	+77.3%	+17
	Misdemeanor	CM	31	▼	-32.6%	-15
	Civil Support	VS	26	▼	-3.7%	-1
	Show Cause	SC	25	▼	-26.5%	-9
	Family Abuse - Protective Order	FP	17	▲	+6.3%	+1
	Felony	CF	11	▲	+37.5%	+3
	Capias	CA	4	▼	-73.3%	-11
	Non-Family Abuse Protective Order	AP	3	▲	-	+3
	Motion - Protective Order	MP	2	↔	-	-
	Protective Order	PC	0	▼	-100.0%	-2
	Total		158	▼	-8.1%	-14
Juvenile	Custody Visitation	CV	93	▼	-8.8%	-9
	Traffic	T	15	▲	+114.3%	+8
	Misdemeanor	DM	9	▼	-50.0%	-9
	Abuse and Neglect	AN	4	▼	-33.3%	-2
	Initial Foster Care	IF	3	▲	-	+3
	Felony	DF	2	▼	-71.4%	-5
	Foster Care Review	FC	2	↔	-	-
	Show Cause	SC	2	▲	+100.0%	+1
	Temporary Detention Order	TD	2	↔	-	-
	Truancy	TR	2	▼	-33.3%	-1
	Child In Need of Services	CS	1	▲	-	+1
	Other	OT	1	▲	-	+1
	Paternity	PT	0	▼	-100.0%	-1
	Permanency Planning	PH	0	▼	-100.0%	-1
	Total		136	▼	-9.3%	-14
GRAND TOTAL			294	▼	-8.7%	-28

Dispositions by Major Case Category**

Category	Summary	Change	% Change	Absolute Change
Adult Criminal	57	▼	-35.2%	-31
Child Dependency	9	▲	-	0
Child in Need of Services/Supervision	5	▲	+66.7%	+2
Custody and Visitation	93	▼	-9.7%	-10
Delinquency	11	▼	-57.7%	-15
Other	42	▲	+75.0%	+18
Protective Orders	22	▲	+22.2%	+4
Support	40	▼	-9.1%	-4
Traffic	15	▲	+114.3%	+8
GRAND TOTAL		294	▼	-8.7%

* Compared to same time period as previous year
 5/15/2024 1:08:40PM

** Case Type Categories are defined in the 2017 Virginia Judicial Workload Assessment
 Source: SCV-SQL-Information

2024 Overall GRAND TOTAL		Distribution of Caseload		Change*		Percentage (%) of Caseload			
185	-43 -18.9%	Adult	90	49%	-28.6% ▼	-36	Adult	55.3%	48.6%
2024		Juvenile	95	51%	-6.9% ▼	-7	Juvenile	44.7%	51.4%
2023		GRAND TOTAL	185	100%	-18.9% ▼	-43	GRAND TOTAL	100%	100%

Dispositions by Division & Code

Division	Case Type Description	Code	Summary	Change	% Change	Absolute Change
Adult	Other	OT	24	▲	+20.0%	+4
	Civil Support	VS	19	▼	-29.6%	-8
	Misdemeanor	CM	14	▼	-53.3%	-16
	Family Abuse - Protective Order	FP	12	▼	-7.7%	-1
	Show Cause	SC	8	▼	-46.7%	-7
	Motion - Protective Order	MP	5	▲	+150.0%	+3
	Felony	CF	4	▼	-50.0%	-4
	Non-Family Abuse Protective Order	AP	2	▲	+100.0%	+1
	Capias	CA	1	▼	-90.0%	-9
	Violation Family Abuse Protective Order	PS	1	▲	-	+1
	Total		90	▼	-28.6%	-36
Juvenile	Custody Visitation	CV	59	▼	-4.8%	-3
	Misdemeanor	DM	6	▼	-33.3%	-3
	Relief of Custody	CR	4	▲	-	+4
	Traffic	T	4	▼	-20.0%	-1
	Felony	DF	3	▼	-40.0%	-2
	Non-Family Abuse Protective Order	AP	3	▲	+200.0%	+2
	Other	OT	3	▲	-	+3
	Truancy	TR	3	▲	+200.0%	+2
	Paternity	PT	2	▼	-66.7%	-4
	Status	ST	2	▲	-	+2
	Temporary Detention Order	TD	2	▲	-	+2
	Child In Need of Services	CS	1	▲	-	+1
	Emergency Custody Order	EC	1	▲	-	+1
	Foster Care Review	FC	1	▼	-75.0%	-3
	Permanency Planning	PH	1	▼	-66.7%	-2
	Abuse and Neglect	AN	0	▼	-100.0%	-1
	Initial Foster Care	IF	0	▼	-100.0%	-1
	Qualified Residential Treatment	QR	0	▼	-100.0%	-1
	Terminate Parental Rights	TP	0	▼	-100.0%	-2
	Voluntary Continuing Services and Support Agreen	VA	0	▼	-100.0%	-1
	Total		95	▼	-6.9%	-7
	GRAND TOTAL		185	▼	-18.9%	-43

Dispositions by Major Case Category**

Category	Summary	Change	% Change	Absolute Change		
Adult Criminal	27	▲	-55.0%	-33		
Child Dependency	6	▲	-53.8%	-7		
Child in Need of Services/Supervision	4	▲	+300.0%	+3		
Custody and Visitation	61	▼	-10.3%	-7		
Delinquency	9	▼	-35.7%	-5		
Juvenile Miscellaneous	2	▲	-	+2		
Other	30	▲	+50.0%	+10		
Protective Orders	22	▲	+29.4%	+5		
Support	20	▼	-33.3%	-10		
Traffic	4	▼	-20.0%	-1		
	GRAND TOTAL		185	▼	-18.9%	-43

* Compared to same time period as previous year
 5/15/2024 1:08:40PM

** Case Type Categories are defined in the 2017 Virginia Judicial Workload Assessment
 Source: SCV-SQL-Information

2024 Overall GRAND TOTAL		Distribution of Caseload			Change*		Percentage (%) of Caseload			
146 -38 -20.7% 		Adult	73	50%	-28.4%	▼	-29	Adult	55.4%	50.0%
		Juvenile	73	50%	-11.0%	▼	-9	Juvenile	44.6%	50.0%
		GRAND TOTAL	146	100%	-20.7%	▼	-38	GRAND TOTAL	100%	100%

Dispositions by Division & Code

Division	Case Type Description	Code	Summary	Change	% Change	Absolute Change
Adult	Civil Support	VS	18	▲	+50.0%	+6
	Show Cause	SC	14	▼	-48.1%	-13
	Other	OT	10	▼	-44.4%	-8
	Family Abuse - Protective Order	FP	9	▲	+200.0%	+6
	Capias	CA	8	▼	-38.5%	-5
	Misdemeanor	CM	8	▼	-65.2%	-15
	Felony	CF	2	↔		-
	Motion - Protective Order	MP	2	▲	-	+2
	Non-Family Abuse Protective Order	AP	1	↔		-
	Violation of Protective Order	PV	1	▼	-50.0%	-1
	Restricted License for Non-Support	SL	0	▼	-100.0%	-1
	Total		73	▼	-28.4%	-29
Juvenile	Custody Visitation	CV	49	▼	-12.5%	-7
	Motion - Protective Order	MP	6	▲	-	+6
	Misdemeanor	DM	5	▲	+25.0%	+1
	Traffic	T	3	▼	-57.1%	-4
	Truancy	TR	3	▲	-	+3
	Family Abuse - Protective Order	FP	2	▲	-	+2
	Abuse and Neglect	AN	1	▼	-88.9%	-8
	Child In Need of Services	CS	1	▲	-	+1
	Felony	DF	1	▲	-	+1
	Paternity	PT	1	↔		-
	Relief of Custody	CR	1	▲	-	+1
	Foster Care Review	FC	0	▼	-100.0%	-2
	Show Cause	SC	0	▼	-100.0%	-2
	Temporary Detention Order	TD	0	▼	-100.0%	-1
		Total		73	▼	-11.0%
	GRAND TOTAL		146	▼	-20.7%	-38

Dispositions by Major Case Category**

Category	Summary	Change	% Change	Absolute Change
Adult Criminal	30	▼	-46.4%	-26
Child Dependency	2	▲	-81.8%	-9
Child in Need of Services/Supervision	4	▲	-	+4
Custody and Visitation	50	▼	-12.3%	-7
Delinquency	6	▲		0
Other	10	▼	-47.4%	-9
Protective Orders	20	▲	+400.0%	+16
Support	21	▼	-12.5%	-3
Traffic	3	▼	-57.1%	-4
	GRAND TOTAL		-20.7%	-38

* Compared to same time period as previous year
 5/15/2024 1:08:40PM

** Case Type Categories are defined in the 2017 Virginia Judicial Workload Assessment
 Source: SCV-SQL-Information

2024 Overall GRAND TOTAL		Distribution of Caseload		Change*		Percentage (%) of Caseload			
632	-179 -22.1%	Adult	379	60%	-20.9% ▼	-100	Adult	59.1%	60.0%
2024		Juvenile	253	40%	-23.8% ▼	-79	Juvenile	40.9%	40.0%
2023		GRAND TOTAL	632	100%	-22.1% ▼	-179	GRAND TOTAL	100%	100%

Dispositions by Division & Code

Division	Case Type Description	Code	Summary	Change	% Change	Absolute Change	
Adult	Misdemeanor	CM	112	▼	-2.6%	-3	
	Civil Support	VS	82	▼	-21.2%	-22	
	Show Cause	SC	63	▼	-45.7%	-53	
	Other	OT	62	▼	-1.6%	-1	
	Family Abuse - Protective Order	FP	25	▼	-16.7%	-5	
	Felony	CF	17	▼	-15.0%	-3	
	Capias	CA	13	▼	-43.5%	-10	
	Motion - Protective Order	MP	1	↔		-	
	Non-Family Abuse Protective Order	AP	1	▼	-50.0%	-1	
	Restricted License for Non-Support	SL	1	↔		-	
	Violation Family Abuse Protective Order	PS	1	▲	-	+1	
	Violation of Protective Order	PV	1	▲	-	+1	
	Criminal Support	CS	0	▼	-100.0%	-3	
	Remand Support	RS	0	▼	-100.0%	-1	
	Total		379	▼	-20.9%	-100	
Juvenile	Custody Visitation	CV	156	▼	-10.9%	-19	
	Misdemeanor	DM	32	▼	-40.7%	-22	
	Traffic	T	15	▼	-6.3%	-1	
	Felony	DF	13	▼	-23.5%	-4	
	Paternity	PT	8	▼	-55.6%	-10	
	Motion - Protective Order	MP	6	▼	-14.3%	-1	
	Emergency Custody Order	EC	4	▲	+100.0%	+2	
	Permanency Planning	PH	4	↔		-	
	Non-Family Abuse Protective Order	AP	3	▲	+200.0%	+2	
	Voluntary Continuing Services and Support Agree	VA	3	▼	-25.0%	-1	
	Temporary Detention Order	TD	2	↔		-	
	Abuse and Neglect	AN	1	▼	-50.0%	-1	
	Civil Violation	CI	1	↔		-	
	Foster Care Review	FC	1	▼	-85.7%	-6	
	Initial Foster Care	IF	1	▲	-	+1	
	Qualified Residential Treatment	QR	1	▲	-	+1	
	Relief of Custody	CR	1	▲	-	+1	
	Truancy	TR	1	▼	-66.7%	-2	
	Capias	CA	0	▼	-100.0%	-1	
	Child In Need of Services	CS	0	▼	-100.0%	-1	
	Other	OT	0	▼	-100.0%	-3	
	Remand Custody	RC	0	▼	-100.0%	-4	
	Show Cause	SC	0	▼	-100.0%	-2	
	Status	ST	0	▼	-100.0%	-5	
	Terminate Parental Rights	TP	0	▼	-100.0%	-3	
		Total		253	▼	-23.8%	-79
		GRAND TOTAL		632	▼	-22.1%	-179

Dispositions by Major Case Category**

Category	Summary	Change	% Change	Absolute Change
Adult Criminal	187	▲	-17.3%	-39
Child Dependency	12	▲	-40.0%	-8
Child in Need of Services/Supervision	1	▼	-75.0%	-3
Custody and Visitation	164	▼	-15.0%	-29

* Compared to same time period as previous year
 5/15/2024 1:08:40PM

** Case Type Categories are defined in the 2017 Virginia Judicial Workload Assessment
 Source: SCV-SQL-Information

CPSS - JCMS CASELOAD STATISTICS OF THE JUVENILE & DOMESTIC RELATIONS DISTRICT COURTS
 January 2024 thru April 2024 Dispositions (Compared to January 2023 thru April 2023)

Delinquency	45	▼	-39.2%	-29
Juvenile Miscellaneous	0	▼	-100.0%	-5
New to Workload Study	1	↔		0
Other	68	▼	-9.3%	-7
Protective Orders	36	▲	-12.2%	-5
Support	103	▼	-34.0%	-53
Traffic	15	▼	-6.3%	-1
GRAND TOTAL	632	▼	-22.1%	-179

2024 Overall GRAND TOTAL		Distribution of Caseload		Change*		Percentage (%) of Caseload		
<p>2024 241 +5 2.1%</p> <p>2023 236</p>	Adult	116	48%	-24.7% ▼	-38	Adult	65.3%	48.1%
	Juvenile	125	52%	52.4% ▲	+43	Juvenile	34.7%	51.9%
GRAND TOTAL		241	100%	2.1% ▲	+5	GRAND TOTAL	100%	100%

Dispositions by Division & Code

Division	Case Type Description	Code	Summary	Change	% Change	Absolute Change
Adult	Misdemeanor	CM	32	▲	+45.5%	+10
	Civil Support	VS	20	▼	-50.0%	-20
	Show Cause	SC	19	▼	-53.7%	-22
	Other	OT	18	▼	-10.0%	-2
	Family Abuse - Protective Order	FP	15	▲	+15.4%	+2
	Felony	CF	4	▼	-20.0%	-1
	Capias	CA	3	▼	-70.0%	-7
	Motion - Protective Order	MP	2	↔		-
	Violation of Protective Order	PV	2	▲	-	+2
	Non-Family Abuse Protective Order	AP	1	↔		-
Total			116	▼	-24.7%	-38
Juvenile	Custody Visitation	CV	59	▲	+25.5%	+12
	Misdemeanor	DM	27	▲	+145.5%	+16
	Entrustment	ET	5	▲	-	+5
	Status	ST	5	▲	-	+5
	Permanency Planning	PH	4	▲	-	+4
	Felony	DF	3	▼	-25.0%	-1
	Non-Family Abuse Protective Order	AP	3	▲	+50.0%	+1
	Paternity	PT	3	↔		-
	Terminate Parental Rights	TP	3	▲	-	+3
	Traffic	T	3	↔		-
	Truancy	TR	3	▼	-25.0%	-1
	Show Cause	SC	2	▲	-	+2
	Child In Need of Services	CS	1	↔		-
	Family Abuse - Protective Order	FP	1	▲	-	+1
	Foster Care Review	FC	1	▼	-50.0%	-1
	Temporary Detention Order	TD	1	▲	-	+1
	Voluntary Continuing Services and Support Agree	VA	1	↔		-
	Abuse and Neglect	AN	0	▼	-100.0%	-1
	Initial Foster Care	IF	0	▼	-100.0%	-1
	Other	OT	0	▼	-100.0%	-2
Total			125	▲	52.4%	+43
GRAND TOTAL			241	▲	2.1%	+5

Dispositions by Major Case Category**

Category	Summary	Change	% Change	Absolute Change	
Adult Criminal	54	▲	-16.9%	-11	
Child Dependency	14	▲	+180.0%	+9	
Child in Need of Services/Supervision	4	▼	-20.0%	-1	
Custody and Visitation	62	▲	+24.0%	+12	
Delinquency	32	▲	+113.3%	+17	
Juvenile Miscellaneous	5	▲	-	+5	
Other	19	▲	-13.6%	-3	
Protective Orders	22	▲	+22.2%	+4	
Support	26	▼	-50.9%	-27	
Traffic	3	↔		0	
GRAND TOTAL		241	▲	2.1%	+5

* Compared to same time period as previous year
 5/15/2024 1:08:40PM

** Case Type Categories are defined in the 2017 Virginia Judicial Workload Assessment
 Source: SCV-SQL-Information

2024 Overall GRAND TOTAL		Distribution of Caseload		Change*		Percentage (%) of Caseload		
640	+21 3.4%	Adult	314 49%	-6.0% ▼	-20	Adult	54.0%	49.1%
2024		Juvenile	326 51%	14.4% ▲	+41	Juvenile	46.0%	50.9%
2023		GRAND TOTAL	640 100%	3.4% ▲	+21	GRAND TOTAL	100%	100%

Dispositions by Division & Code

Division	Case Type Description	Code	Summary	Change	% Change	Absolute Change	
Adult	Civil Support	VS	80	▼	-5.9%	-5	
	Show Cause	SC	68	▲	+23.6%	+13	
	Misdemeanor	CM	54	▼	-22.9%	-16	
	Other	OT	48	▲	+2.1%	+1	
	Family Abuse - Protective Order	FP	25	▼	-3.8%	-1	
	Felony	CF	17	▼	-26.1%	-6	
	Capias	CA	10	▼	-28.6%	-4	
	Motion - Protective Order	MP	5	▲	+25.0%	+1	
	Protective Order	PC	2	▲	-	+2	
	Violation of Protective Order	PV	2	▼	-33.3%	-1	
	Non-Family Abuse Protective Order	AP	1	▼	-66.7%	-2	
	Remand Support	RS	1	↔	-	-	
	Violation Family Abuse Protective Order	PS	1	▲	-	+1	
	Bond Forfeiture	BF	0	▼	-100.0%	-2	
	Restricted License for Non-Support	SL	0	▼	-100.0%	-1	
Total			314	▼	-6.0%	-20	
Juvenile	Custody Visitation	CV	171	▲	+33.6%	+43	
	Misdemeanor	DM	47	▲	+42.4%	+14	
	Motion - Protective Order	MP	24	▼	-35.1%	-13	
	Paternity	PT	24	▲	+33.3%	+6	
	Traffic	T	21	▲	+23.5%	+4	
	Abuse and Neglect	AN	6	▲	+50.0%	+2	
	Child In Need of Services	CS	6	▲	+20.0%	+1	
	Felony	DF	5	▼	-58.3%	-7	
	Permanency Planning	PH	5	▲	+66.7%	+2	
	Terminate Parental Rights	TP	4	▲	+33.3%	+1	
	Initial Foster Care	IF	3	▼	-40.0%	-2	
	Status	ST	3	▼	-25.0%	-1	
	Emergency Custody Order	EC	2	▲	-	+2	
	Foster Care Review	FC	2	↔	-	-	
	Remand Custody	RC	1	▼	-50.0%	-1	
	Remand Visitation	RV	1	▼	-50.0%	-1	
	Voluntary Continuing Services and Support Agreem	VA	1	▲	-	+1	
	Entrustment	ET	0	▼	-100.0%	-2	
	Non-Family Abuse Protective Order	AP	0	▼	-100.0%	-1	
	Qualified Residential Treatment	QR	0	▼	-100.0%	-1	
	Relief of Custody	CR	0	▼	-100.0%	-5	
	Temporary Detention Order	TD	0	▼	-100.0%	-1	
	Total			326	▲	14.4%	+41
	GRAND TOTAL			640	▲	3.4%	+21




Dispositions by Major Case Category**

Category	Summary	Change	% Change	Absolute Change
Adult Criminal	131	▲	-5.8%	-8
Child Dependency	21	▲	-16.0%	-4
Child in Need of Services/Supervision	6	▲	+20.0%	+1
Custody and Visitation	195	▲	+33.6%	+49
Delinquency	52	▼	+15.6%	+7

* Compared to same time period as previous year
 5/15/2024 1:08:40PM

** Case Type Categories are defined in the 2017 Virginia Judicial Workload Assessment
 Source: SCV-SQL-Information

Juvenile Miscellaneous	3	▼	-25.0%	-1
Other	53	▲		0
Protective Orders	55	▼	-22.5%	-16
Support	103	▼	-9.6%	-11
Traffic	21	▲	+23.5%	+4
GRAND TOTAL	640	▲	3.4%	+21

2024 Overall GRAND TOTAL		Distribution of Caseload			Change*		Percentage (%) of Caseload		
2024  2023 	351 +18 5.4% 	Adult 175 50% Juvenile 176 50% GRAND TOTAL 351 100%	-13.8% ▼ 35.4% ▲ 5.4% ▲	-28 +46 +18	Adult 61.0% Juvenile 39.0% GRAND TOTAL 100%	2023 49.9% 50.1% 100%			

Dispositions by Division & Code

Division	Case Type Description	Code	Summary	Change	% Change	Absolute Change
Adult	Civil Support	VS	56	▼	-8.2%	-5
	Misdemeanor	CM	28	▼	-3.4%	-1
	Other	OT	27	▼	-27.0%	-10
	Show Cause	SC	20	▼	-59.2%	-29
	Family Abuse - Protective Order	FP	17	▲	+30.8%	+4
	Felony	CF	12	▲	+500.0%	+10
	Capias	CA	11	▲	+37.5%	+3
	Non-Family Abuse Protective Order	AP	2	↔		-
	Motion - Protective Order	MP	1	▼	-50.0%	-1
	Protective Order	PC	1	▲	-	+1
	Total		175	▼	-13.8%	-28
Juvenile	Custody Visitation	CV	123	▲	+28.1%	+27
	Misdemeanor	DM	13	▲	+85.7%	+6
	Traffic	T	13	▲	+8.3%	+1
	Felony	DF	8	▲	+33.3%	+2
	Child In Need of Services	CS	4	▲	-	+4
	Paternity	PT	4	▲	+100.0%	+2
	Temporary Detention Order	TD	2	▲	+100.0%	+1
	Abuse and Neglect	AN	1	▼	-83.3%	-5
	Capias	CA	1	▲	-	+1
	Civil Violation	CI	1	▲	-	+1
	Emergency Custody Order	EC	1	▲	-	+1
	Foster Care Review	FC	1	▲	-	+1
	Motion - Protective Order	MP	1	▲	-	+1
	Show Cause	SC	1	▲	-	+1
	Status	ST	1	▲	-	+1
	Truancy	TR	1	▲	-	+1
	Total		176	▲	35.4%	+46
GRAND TOTAL			351	▲	5.4%	+18

Dispositions by Major Case Category**

Category	Summary	Change	% Change	Absolute Change
Adult Criminal	60	▲	+13.2%	+7
Child Dependency	2	▲	-66.7%	-4
Child in Need of Services/Supervision	5	▲	-	+5
Custody and Visitation	127	▲	+29.6%	+29
Delinquency	23	▲	+76.9%	+10
Juvenile Miscellaneous	1	▲	-	+1
New to Workload Study	1	▲	-	+1
Other	30	▲	-21.1%	-8
Protective Orders	21	▲	+23.5%	+4
Support	68	▼	-29.2%	-28
Traffic	13	▲	+8.3%	+1
GRAND TOTAL	351	▲	5.4%	+18

* Compared to same time period as previous year
 5/15/2024 1:08:40PM

** Case Type Categories are defined in the 2017 Virginia Judicial Workload Assessment
 Source: SCV-SQL-Information

2024 Overall GRAND TOTAL		Distribution of Caseload		Change*		Percentage (%) of Caseload		
295 +40 15.7% 	Adult Juvenile GRAND TOTAL	147	50%	26.7% ▲	+31	45.5%	49.8%	
		148	50%	6.5% ▲	+9	54.5%	50.2%	
		295	100%	15.7% ▲	+40	100%	100%	

Dispositions by Division & Code

Division	Case Type Description	Code	Summary	Change	% Change	Absolute Change
Adult	Show Cause	SC	40	▲	+135.3%	+23
	Civil Support	VS	34	▲	+54.5%	+12
	Misdemeanor	CM	32	▲	+28.0%	+7
	Other	OT	22	▼	-15.4%	-4
	Capias	CA	8	▼	-33.3%	-4
	Family Abuse - Protective Order	FP	6	▼	-25.0%	-2
	Felony	CF	3	▲	+50.0%	+1
	Motion - Protective Order	MP	1	↔		-
	Non-Family Abuse Protective Order	AP	1	↔		-
	Remand Support	RS	0	▼	-100.0%	-1
	Restricted License for Non-Support	SL	0	▼	-100.0%	-1
Total			147	▲	26.7%	+31
Juvenile	Custody Visitation	CV	75	▼	-17.6%	-16
	Show Cause	SC	39	▲	+550.0%	+33
	Truancy	TR	9	▲	+800.0%	+8
	Misdemeanor	DM	8	↔		-
	Terminate Parental Rights	TP	4	▲	-	+4
	Traffic	T	3	▼	-72.7%	-8
	Remand Custody	RC	2	▼	-60.0%	-3
	Special Immigrant Juvenile Status	SI	2	▲	-	+2
	Temporary Detention Order	TD	2	▲	-	+2
	Child In Need of Services	CS	1	↔		-
	Felony	DF	1	▲	-	+1
	Foster Care Review	FC	1	↔		-
	Initial Foster Care	IF	1	▲	-	+1
	Capias	CA	0	▼	-100.0%	-1
	Non-Family Abuse Protective Order	AP	0	▼	-100.0%	-2
	Other	OT	0	▼	-100.0%	-2
	Paternity	PT	0	▼	-100.0%	-1
	Permanency Planning	PH	0	▼	-100.0%	-5
	Qualified Residential Treatment	QR	0	▼	-100.0%	-4
Total			148	▲	6.5%	+9
GRAND TOTAL			295	▲	15.7%	+40

Dispositions by Major Case Category**

Category	Summary	Change	% Change	Absolute Change	
Adult Criminal	79	▲	+68.1%	+32	
Child Dependency	6	▲	-40.0%	-4	
Child in Need of Services/Supervision	10	▲	+400.0%	+8	
Custody and Visitation	75	▼	-18.5%	-17	
Delinquency	48	▲	+220.0%	+33	
New to Workload Study	2	▲	-	+2	
Other	26	▲	-23.5%	-8	
Protective Orders	8	▼	-33.3%	-4	
Support	38	▼	+18.8%	+6	
Traffic	3	▼	-72.7%	-8	
GRAND TOTAL		295	▲	15.7%	+40

* Compared to same time period as previous year
 5/15/2024 1:08:40PM

** Case Type Categories are defined in the 2017 Virginia Judicial Workload Assessment
 Source: SCV-SQL-Information

2024 Overall GRAND TOTAL		Distribution of Caseload		Change*		Percentage (%) of Caseload		
685	-1 -0.1%	Adult	348 51%	-14.9% ▼	-61	Adult	59.6%	50.8%
2024		Juvenile	337 49%	21.7% ▲	+60	Juvenile	40.4%	49.2%
2023		GRAND TOTAL	685 100%	-0.1% ▼	-1	GRAND TOTAL	100%	100%

Dispositions by Division & Code

Division	Case Type Description	Code	Summary	Change	% Change	Absolute Change
Adult	Misdemeanor	CM	70	▼	-49.6%	-69
	Civil Support	VS	68	▼	-8.1%	-6
	Other	OT	56	▼	-18.8%	-13
	Felony	CF	55	▲	+96.4%	+27
	Show Cause	SC	54	▲	+14.9%	+7
	Capias	CA	26	▲	+62.5%	+10
	Family Abuse - Protective Order	FP	16	▼	-38.5%	-10
	Motion - Protective Order	MP	2	▼	-50.0%	-2
	Non-Family Abuse Protective Order	AP	1	▼	-83.3%	-5
	Total			348	▼	-14.9%
Juvenile	Custody Visitation	CV	210	↔		-
	Misdemeanor	DM	32	▲	+166.7%	+20
	Traffic	T	27	▲	+17.4%	+4
	Felony	DF	20	▲	+1,900.0%	+19
	Foster Care Review	FC	10	▲	+66.7%	+4
	Terminate Parental Rights	TP	8	▲	+166.7%	+5
	Abuse and Neglect	AN	7	▲	+600.0%	+6
	Paternity	PT	5	▲	+66.7%	+2
	Child In Need of Services	CS	3	▲	-	+3
	Initial Foster Care	IF	3	▲	-	+3
	Temporary Detention Order	TD	3	▲	+50.0%	+1
	Emergency Custody Order	EC	2	▲	+100.0%	+1
	Show Cause	SC	2	▼	-66.7%	-4
	Capias	CA	1	▲	-	+1
	Civil Violation	CI	1	▲	-	+1
	Non-Family Abuse Protective Order	AP	1	▲	-	+1
	Permanency Planning	PH	1	▼	-87.5%	-7
	Truancy	TR	1	↔		-
Total			337	▲	21.7%	+60
GRAND TOTAL			685	▼	-0.1%	-1

Dispositions by Major Case Category**

Category	Summary	Change	% Change	Absolute Change
Adult Criminal	175	▲	-17.1%	-36
Child Dependency	29	▲	+61.1%	+11
Child in Need of Services/Supervision	4	▲	+300.0%	+3
Custody and Visitation	215	▲	+0.9%	+2
Delinquency	55	▲	+189.5%	+36
New to Workload Study	1	▲	-	+1
Other	61	▲	-15.3%	-11
Protective Orders	20	▲	-44.4%	-16
Support	98	▲	+5.4%	+5
Traffic	27	▲	+17.4%	+4
GRAND TOTAL	685	▼	-0.1%	-1

* Compared to same time period as previous year
 5/15/2024 1:08:40PM

** Case Type Categories are defined in the 2017 Virginia Judicial Workload Assessment
 Source: SCV-SQL-Information

2024 Overall GRAND TOTAL		Distribution of Caseload			Change*		Percentage (%) of Caseload		
263	-105 -28.5%	Adult	131	50%	-29.9% ▼	-56	Adult	50.8%	49.8%
2024		Juvenile	132	50%	-27.1% ▼	-49	Juvenile	49.2%	50.2%
2023		GRAND TOTAL	263	100%	-28.5% ▼	-105	GRAND TOTAL	100%	100%

Dispositions by Division & Code

Division	Case Type Description	Code	Summary	Change	% Change	Absolute Change
Adult	Misdemeanor	CM	25	▼	-37.5%	-15
	Other	OT	22	▼	-37.1%	-13
	Show Cause	SC	22	▼	-26.7%	-8
	Civil Support	VS	21	▼	-43.2%	-16
	Capias	CA	14	▼	-12.5%	-2
	Felony	CF	9	▼	-30.8%	-4
	Family Abuse - Protective Order	FP	8	▼	-42.9%	-6
	Motion - Protective Order	MP	4	▲	+300.0%	+3
	Violation of Protective Order	PV	3	▲	-	+3
	Non-Family Abuse Protective Order	AP	2	▲	+100.0%	+1
	Protective Order	PC	1	▲	-	+1
	Total		131	▼	-29.9%	-56
Juvenile	Custody Visitation	CV	72	▼	-33.3%	-36
	Misdemeanor	DM	11	▼	-8.3%	-1
	Show Cause	SC	9	▼	-18.2%	-2
	Felony	DF	8	↔	-	-
	Motion - Protective Order	MP	5	▲	-	+5
	Traffic	T	5	▼	-37.5%	-3
	Abuse and Neglect	AN	4	▼	-20.0%	-1
	Civil Violation	CI	4	▲	-	+4
	Truancy	TR	4	▼	-33.3%	-2
	Paternity	PT	2	▼	-60.0%	-3
	Temporary Detention Order	TD	2	▲	-	+2
	Voluntary Continuing Services and Support Agreem	VA	2	▼	-50.0%	-2
	Child In Need of Services	CS	1	▲	-	+1
	Non-Family Abuse Protective Order	AP	1	↔	-	-
	Other	OT	1	▼	-50.0%	-1
	Terminate Parental Rights	TP	1	▲	-	+1
	Foster Care Review	FC	0	▼	-100.0%	-3
	Initial Foster Care	IF	0	▼	-100.0%	-1
	Permanency Planning	PH	0	▼	-100.0%	-5
	Qualified Residential Treatment	QR	0	▼	-100.0%	-1
Remand Custody	RC	0	▼	-100.0%	-1	
	Total		132	▼	-27.1%	-49
GRAND TOTAL			263	▼	-28.5%	-105

Dispositions by Major Case Category**

Category	Summary	Change	% Change	Absolute Change
Adult Criminal	67	▲	-20.2%	-17
Child Dependency	7	▲	-63.2%	-12
Child in Need of Services/Supervision	5	▲	-16.7%	-1
Custody and Visitation	74	▼	-34.5%	-39
Delinquency	28	▼	-9.7%	-3
New to Workload Study	4	▲	-	+4
Other	25	▲	-34.2%	-13
Protective Orders	20	▲	+17.6%	+3
Support	28	▼	-46.2%	-24
Traffic	5	▼	-37.5%	-3

* Compared to same time period as previous year
 5/15/2024 1:08:40PM

** Case Type Categories are defined in the 2017 Virginia Judicial Workload Assessment
 Source: SCV-SQL-Information

GRAND TOTAL

263



-28.5%

-105

2024 Overall GRAND TOTAL		Distribution of Caseload		Change*		Percentage (%) of Caseload			
1,151	+42 3.8%	Adult	765	66%	6.8% ▲	+49	Adult	64.6%	66.5%
2024		Juvenile	386	34%	-1.8% ▼	-7	Juvenile	35.4%	33.5%
2023		GRAND TOTAL	1,151	100%	3.8% ▲	+42	GRAND TOTAL	100%	100%

Dispositions by Division & Code

Division	Case Type Description	Code	Summary	Change	% Change	Absolute Change
Adult	Misdemeanor	CM	198	▲	+13.1%	+23
	Other	OT	192	▲	+10.3%	+18
	Civil Support	VS	109	▲	+21.1%	+19
	Show Cause	SC	99	▼	-6.6%	-7
	Capias	CA	71	▼	-4.1%	-3
	Felony	CF	48	▼	-11.1%	-6
	Family Abuse - Protective Order	FP	37	▲	+15.6%	+5
	Violation of Protective Order	PV	5	▲	+150.0%	+3
	Bond Forfeiture	BF	3	▲	+50.0%	+1
	Motion - Protective Order	MP	3	▼	-50.0%	-3
	Restricted License for Non-Support	SL	0	▼	-100.0%	-1
		Total		765	▲	6.8%
Juvenile	Custody Visitation	CV	199	▼	-1.0%	-2
	Mental Commitment	MC	46	▼	-17.9%	-10
	Misdemeanor	DM	34	▲	+13.3%	+4
	Felony	DF	33	▲	+135.7%	+19
	Truancy	TR	12	▲	+100.0%	+6
	Permanency Planning	PH	10	▲	+400.0%	+8
	Show Cause	SC	9	▲	+12.5%	+1
	Temporary Detention Order	TD	7	▲	+75.0%	+3
	Traffic	T	7	▼	-58.8%	-10
	Emergency Custody Order	EC	5	▲	+400.0%	+4
	Paternity	PT	5	▼	-16.7%	-1
	Status	ST	4	▲	+300.0%	+3
	Special Immigrant Juvenile Status	SI	3	▼	-25.0%	-1
	Abuse and Neglect	AN	2	▼	-80.0%	-8
	Child In Need of Services	CS	2	▲	+100.0%	+1
	Terminate Parental Rights	TP	2	▼	-50.0%	-2
	Voluntary Continuing Services and Support Agreem	VA	2	▲	-	+2
	Emancipation	EP	1	▲	-	+1
	Foster Care Review	FC	1	▼	-66.7%	-2
	Initial Foster Care	IF	1	▼	-75.0%	-3
	Other	OT	1	▼	-50.0%	-1
	Family Abuse - Protective Order	FP	0	▼	-100.0%	-2
	Non-Family Abuse Protective Order	AP	0	▼	-100.0%	-11
	Qualified Residential Treatment	QR	0	▼	-100.0%	-1
	Relief of Custody	CR	0	▼	-100.0%	-1
	Remand Custody	RC	0	▼	-100.0%	-2
	Remand Visitation	RV	0	▼	-100.0%	-2
		Total		386	▼	-1.8%
GRAND TOTAL			1,151	▲	3.8%	+42

Dispositions by Major Case Category**

Category	Summary	Change	% Change	Absolute Change
Adult Criminal	344	▲	+4.9%	+16
Child Dependency	18	▲	-28.0%	-7
Child in Need of Services/Supervision	14	▲	+100.0%	+7
Custody and Visitation	204	▼	-1.4%	-3
Delinquency	76	▲	+46.2%	+24

* Compared to same time period as previous year
 5/15/2024 1:08:40PM

** Case Type Categories are defined in the 2017 Virginia Judicial Workload Assessment
 Source: SCV-SQL-Information

Juvenile Miscellaneous	5	▲	+400.0%	+4
New to Workload Study	3	▼	-25.0%	-1
Other	251	▲	+4.1%	+10
Protective Orders	40	▼	-21.6%	-11
Support	189	▼	+7.4%	+13
Traffic	7	▼	-58.8%	-10
GRAND TOTAL	1,151	▲	3.8%	+42

2024 Overall GRAND TOTAL		Distribution of Caseload		Change*		Percentage (%) of Caseload			
368	+64 21.1%	Adult	229	62%	30.9% ▲	+54	Adult	57.6%	62.2%
2024		Juvenile	139	38%	7.8% ▲	+10	Juvenile	42.4%	37.8%
2023		GRAND TOTAL	368	100%	21.1% ▲	+64	GRAND TOTAL	100%	100%

Dispositions by Division & Code

Division	Case Type Description	Code	Summary	Change	% Change	Absolute Change
Adult	Show Cause	SC	61	▲	+45.2%	+19
	Civil Support	VS	47	▲	+56.7%	+17
	Misdemeanor	CM	45	▲	+32.4%	+11
	Other	OT	19	▲	-13.6%	-3
	Capias	CA	16	▲	+33.3%	+4
	Felony	CF	16	▲	+23.1%	+3
	Family Abuse - Protective Order	FP	14	▲	+55.6%	+5
	Remand Support	RS	7	▲	+16.7%	+1
	Motion - Protective Order	MP	3	▼	-25.0%	-1
	Non-Family Abuse Protective Order	AP	1	▼	-66.7%	-2
	Total		229	▲	30.9%	+54
Juvenile	Custody Visitation	CV	104	▲	+48.6%	+34
	Felony	DF	7	▲	+600.0%	+6
	Traffic	T	7	▼	-30.0%	-3
	Misdemeanor	DM	3	▼	-70.0%	-7
	Remand Custody	RC	3	▲	+50.0%	+1
	Remand Visitation	RV	3	▲	+50.0%	+1
	Child In Need of Services	CS	2	▼	-33.3%	-1
	Permanency Planning	PH	2	↔		-
	Show Cause	SC	2	▼	-83.3%	-10
	Truancy	TR	2	▼	-33.3%	-1
	Abuse and Neglect	AN	1	▼	-75.0%	-3
	Civil Violation	CI	1	▲	-	+1
	Initial Foster Care	IF	1	▲	-	+1
	Other	OT	1	↔		-
	Foster Care Review	FC	0	▼	-100.0%	-3
	Non-Family Abuse Protective Order	AP	0	▼	-100.0%	-2
	Paternity	PT	0	▼	-100.0%	-1
	Qualified Residential Treatment	QR	0	▼	-100.0%	-1
	Status	ST	0	▼	-100.0%	-2
		Total		139	▲	7.8%
GRAND TOTAL			368	▲	21.1%	+64

Dispositions by Major Case Category**

Category	Summary	Change	% Change	Absolute Change		
Adult Criminal	104	▲	+14.3%	+13		
Child Dependency	4	▲	-60.0%	-6		
Child in Need of Services/Supervision	4	▼	-33.3%	-2		
Custody and Visitation	104	▼	+46.5%	+33		
Delinquency	12	▲	-47.8%	-11		
Juvenile Miscellaneous	0	▼	-100.0%	-2		
New to Workload Study	1	▲	-	+1		
Other	33	▲		0		
Protective Orders	18	▼		0		
Support	81	▲	+102.5%	+41		
Traffic	7	▼	-30.0%	-3		
GRAND TOTAL			368	▲	21.1%	+64

* Compared to same time period as previous year
 5/15/2024 1:08:40PM

** Case Type Categories are defined in the 2017 Virginia Judicial Workload Assessment
 Source: SCV-SQL-Information

2024 Overall GRAND TOTAL		Distribution of Caseload			Change*		Percentage (%) of Caseload		
6,822	-17 -0.2%	Adult	3,579	52%	5.4% ▲	+182	Adult	49.7%	52.5%
2024		Juvenile	3,243	48%	-5.8% ▼	-199	Juvenile	50.3%	47.5%
2023		GRAND TOTAL	6,822	100%	-0.2% ▼	-17	GRAND TOTAL	100%	100%

Dispositions by Division & Code

Division	Case Type Description	Code	Summary	Change	% Change	Absolute Change	
Adult	Civil Support	VS	786	▲	+14.2%	+98	
	Misdemeanor	CM	773	▲	+2.0%	+15	
	Show Cause	SC	669	▲	+17.0%	+97	
	Other	OT	478	▼	-11.0%	-59	
	Family Abuse - Protective Order	FP	282	▼	-4.7%	-14	
	Capias	CA	239	▲	+28.5%	+53	
	Felony	CF	233	▲	+16.5%	+33	
	Remand Support	RS	55	▼	-22.5%	-16	
	Motion - Protective Order	MP	33	▼	-41.1%	-23	
	Violation of Protective Order	PV	19	▲	+35.7%	+5	
	Non-Family Abuse Protective Order	AP	11	▼	-38.9%	-7	
	Return of Desposit (Bondsman)	RD	1	▲	-	+1	
	Criminal Support	CS	0	▼	-100.0%	-1	
	Total		3,579	▲	5.4%	+182	
Juvenile	Custody Visitation	CV	1,871	▼	-12.6%	-270	
	Misdemeanor	DM	508	▲	+21.5%	+90	
	Felony	DF	190	▲	+32.9%	+47	
	Traffic	T	175	▼	-22.6%	-51	
	Remand Custody	RC	95	▼	-46.6%	-83	
	Remand Visitation	RV	93	▲	+4.5%	+4	
	Special Immigrant Juvenile Status	SI	62	▲	+77.1%	+27	
	Status	ST	46	▼	-17.9%	-10	
	Paternity	PT	31	▲	+82.4%	+14	
	Terminate Parental Rights	TP	23	▲	+283.3%	+17	
	Abuse and Neglect	AN	19	▲	+171.4%	+12	
	Foster Care Review	FC	17	▲	+21.4%	+3	
	Permanency Planning	PH	17	▼	-29.2%	-7	
	Truancy	TR	13	▲	+225.0%	+9	
	Initial Foster Care	IF	12	▲	+100.0%	+6	
	Non-Family Abuse Protective Order	AP	12	▲	+33.3%	+3	
	Temporary Detention Order	TD	11	▼	-52.2%	-12	
	Child In Need of Services	CS	10	▼	-16.7%	-2	
	Emergency Custody Order	EC	10	▲	+11.1%	+1	
	Civil Violation	CI	9	▲	-	+9	
	Show Cause	SC	7	▲	+133.3%	+4	
	Voluntary Continuing Services and Support Agree	VA	5	▲	+150.0%	+3	
	Relief of Custody	CR	4	▼	-20.0%	-1	
	Capias	CA	1	↔	-	-	
	Family Abuse - Protective Order	FP	1	↔	-	-	
	Motion - Protective Order	MP	1	↔	-	-	
	Other	OT	0	▼	-100.0%	-10	
	Qualified Residential Treatment	QR	0	▼	-100.0%	-2	
		Total		3,243	▼	-5.8%	-199
		GRAND TOTAL		6,822	▼	-0.2%	-17

Dispositions by Major Case Category**

Category	Summary	Change	% Change	Absolute Change
Adult Criminal	1,635	▲	+8.0%	+121
Child Dependency	97	▲	+47.0%	+31

* Compared to same time period as previous year
 5/15/2024 1:08:40PM

** Case Type Categories are defined in the 2017 Virginia Judicial Workload Assessment
 Source: SCV-SQL-Information

Child in Need of Services/Supervision	23	▲	+35.3%	+6
Custody and Visitation	1,902	▲	-11.9%	-256
Delinquency	706	▲	+25.2%	+142
Juvenile Miscellaneous	46	▼	-17.9%	-10
New to Workload Study	71	▲	+102.9%	+36
Other	743	▲	-19.0%	-174
Protective Orders	340	▼	-10.8%	-41
Support	1,084	▲	+19.8%	+179
Traffic	175	▼	-22.6%	-51
GRAND TOTAL	6,822	▼	-0.2%	-17

2024 Overall GRAND TOTAL		Distribution of Caseload		Change*		Percentage (%) of Caseload		
525	+51 10.8%	Adult	270 51%	1.5% ▲	+4	Adult	56.1%	51.4%
2024		Juvenile	255 49%	22.6% ▲	+47	Juvenile	43.9%	48.6%
2023		GRAND TOTAL	525 100%	10.8% ▲	+51	GRAND TOTAL	100%	100%

Dispositions by Division & Code

Division	Case Type Description	Code	Summary	Change	% Change	Absolute Change	
Adult	Misdemeanor	CM	53	▼	-29.3%	-22	
	Civil Support	VS	52	▲	+18.2%	+8	
	Other	OT	50	▲	-2.0%	-1	
	Show Cause	SC	43	▲	+34.4%	+11	
	Capias	CA	28	▼	+21.7%	+5	
	Family Abuse - Protective Order	FP	24	▲	+71.4%	+10	
	Felony	CF	17	▼	-22.7%	-5	
	Motion - Protective Order	MP	3	▲	+50.0%	+1	
	Non-Family Abuse Protective Order	AP	0	▼	-100.0%	-2	
	Remand Support	RS	0	▼	-100.0%	-1	
	Total		270	▲	1.5%	+4	
Juvenile	Custody Visitation	CV	151	▲	+41.1%	+44	
	Misdemeanor	DM	40	▲	+5.3%	+2	
	Status	ST	13	▲	+160.0%	+8	
	Felony	DF	10	▲	+25.0%	+2	
	Traffic	T	9	▼	-57.1%	-12	
	Terminate Parental Rights	TP	7	▲	-	+7	
	Abuse and Neglect	AN	5	▲	+25.0%	+1	
	Truancy	TR	5	▲	+25.0%	+1	
	Permanency Planning	PH	4	▼	-20.0%	-1	
	Foster Care Review	FC	3	▼	-40.0%	-2	
	Child In Need of Services	CS	2	▲	+100.0%	+1	
	Emergency Custody Order	EC	2	▲	+100.0%	+1	
	Temporary Detention Order	TD	2	▼	-33.3%	-1	
	Capias	CA	1	↔		-	
	Show Cause	SC	1	▲	-	+1	
	Qualified Residential Treatment	QR	0	▼	-100.0%	-2	
	Remand Custody	RC	0	▼	-100.0%	-2	
	Remand Visitation	RV	0	▼	-100.0%	-1	
		Total		255	▲	22.6%	+47
	GRAND TOTAL			525	▲	10.8%	+51

Dispositions by Major Case Category**

Category	Summary	Change	% Change	Absolute Change
Adult Criminal	114	▼	-18.6%	-26
Child Dependency	19	▲	+18.8%	+3
Child in Need of Services/Supervision	7	▲	+40.0%	+2
Custody and Visitation	151	▲	+41.1%	+44
Delinquency	52	▲	+10.6%	+5
Juvenile Miscellaneous	13	▲	+160.0%	+8
Other	54	▲	-8.5%	-5
Protective Orders	27	▲	+50.0%	+9
Support	79	▲	+41.1%	+23
Traffic	9	▼	-57.1%	-12
GRAND TOTAL	525	▲	10.8%	+51

* Compared to same time period as previous year
 5/15/2024 1:08:40PM

** Case Type Categories are defined in the 2017 Virginia Judicial Workload Assessment
 Source: SCV-SQL-Information

2024 Overall GRAND TOTAL		Distribution of Caseload		Change*		Percentage (%) of Caseload			
4,827	+288 6.3%	Adult	2,747	57%	5.8% ▲	+151	Adult	57.2%	56.9%
2024		Juvenile	2,080	43%	7.1% ▲	+137	Juvenile	42.8%	43.1%
2023		GRAND TOTAL	4,827	100%	6.3% ▲	+288	GRAND TOTAL	100%	100%

Dispositions by Division & Code

Division	Case Type Description	Code	Summary	Change	% Change	Absolute Change	
Adult	Show Cause	SC	587	▲	+6.0%	+33	
	Other	OT	555	▲	+9.5%	+48	
	Misdemeanor	CM	532	▲	+3.3%	+17	
	Civil Support	VS	402	▲	+0.5%	+2	
	Capias	CA	332	▲	+3.1%	+10	
	Family Abuse - Protective Order	FP	168	▲	+3.1%	+5	
	Felony	CF	149	▲	+27.4%	+32	
	Non-Family Abuse Protective Order	AP	10	▲	+11.1%	+1	
	Motion - Protective Order	MP	6	▼	-14.3%	-1	
	Restricted License for Non-Support	SL	3	▲	-	+3	
	Criminal Support	CS	1	▲	-	+1	
	Remand Support	RS	1	▲	-	+1	
	Violation of Protective Order	PV	1	↔	-	-	
	Violation Family Abuse Protective Order	PS	0	▼	-100.0%	-1	
	Total		2,747	▲	5.8%	+151	
Juvenile	Custody Visitation	CV	1,205	▼	-3.7%	-46	
	Misdemeanor	DM	194	▲	+45.9%	+61	
	Felony	DF	130	▲	+71.1%	+54	
	Paternity	PT	113	▼	-8.1%	-10	
	Permanency Planning	PH	71	▲	+9.2%	+6	
	Foster Care Review	FC	62	▲	+8.8%	+5	
	Traffic	T	45	▲	+45.2%	+14	
	Special Immigrant Juvenile Status	SI	43	▲	+22.9%	+8	
	Abuse and Neglect	AN	40	▼	-2.4%	-1	
	Temporary Detention Order	TD	28	▲	+100.0%	+14	
	Initial Foster Care	IF	25	▲	+31.6%	+6	
	Mental Commitment	MC	19	▼	-24.0%	-6	
	Status	ST	19	▲	+216.7%	+13	
	Terminate Parental Rights	TP	19	▼	-24.0%	-6	
	Show Cause	SC	14	▲	+100.0%	+7	
	Child In Need of Services	CS	8	▼	-27.3%	-3	
	Truancy	TR	8	▲	+14.3%	+1	
	Voluntary Continuing Services and Support Agreem	VA	7	▼	-12.5%	-1	
	Remand Custody	RC	6	▲	-	+6	
	Remand Visitation	RV	6	▲	-	+6	
	Non-Family Abuse Protective Order	AP	5	▲	+66.7%	+2	
	Other	OT	4	▲	-	+4	
	Family Abuse - Protective Order	FP	3	▲	-	+3	
	Emergency Custody Order	EC	2	▲	-	+2	
	Civil Violation	CI	1	▲	-	+1	
	Juvenile Support	JS	1	▲	-	+1	
	Qualified Residential Treatment	QR	1	▼	-75.0%	-3	
	Relief of Custody	CR	1	▼	-50.0%	-1	
		Total		2,080	▲	7.1%	+137
	GRAND TOTAL			4,827	▲	6.3%	+288

* Compared to same time period as previous year
 5/15/2024 1:08:40PM

** Case Type Categories are defined in the 2017 Virginia Judicial Workload Assessment
 Source: SCV-SQL-Information

Dispositions by Major Case Category**

Category	Summary	Change	% Change	Absolute Change
Adult Criminal	1,173	▼	+7.9%	+86
Child Dependency	226	▼	+2.3%	+5
Child in Need of Services/Supervision	16	▼	-15.8%	-3
Custody and Visitation	1,318	▼	-4.1%	-56
Delinquency	338	▲	+57.2%	+123
Juvenile Miscellaneous	20	▲	+233.3%	+14
New to Workload Study	44	▲	+25.7%	+9
Other	620	▲	+13.6%	+74
Protective Orders	192	▲	+5.5%	+10
Support	835	▲	+1.5%	+12
Traffic	45	▲	+45.2%	+14
GRAND TOTAL	4,827	▲	6.3%	+288

2024 Overall GRAND TOTAL		Distribution of Caseload			Change*		Percentage (%) of Caseload		
6,460	+1,018 18.7%	Adult	3,391	52%	17.1% ▲	+495	Adult	53.2%	52.5%
2024		Juvenile	3,069	48%	20.5% ▲	+523	Juvenile	46.8%	47.5%
2023		GRAND TOTAL	6,460	100%	18.7% ▲	+1,018	GRAND TOTAL	100%	100%

Dispositions by Division & Code

Division	Case Type Description	Code	Summary	Change	% Change	Absolute Change
Adult	Civil Support	VS	730	▲	+67.0%	+293
	Show Cause	SC	704	▲	+23.3%	+133
	Misdemeanor	CM	546	▼	-20.1%	-137
	Capias	CA	444	▲	+58.6%	+164
	Other	OT	423	▲	+15.3%	+56
	Felony	CF	235	▼	-10.6%	-28
	Family Abuse - Protective Order	FP	226	▲	+1.8%	+4
	Motion - Protective Order	MP	30	▼	-28.6%	-12
	Remand Support	RS	27	▲	+440.0%	+22
	Violation of Protective Order	PV	13	▼	-13.3%	-2
	Restricted License for Non-Support	SL	7	▲	+250.0%	+5
	Non-Family Abuse Protective Order	AP	6	▼	-33.3%	-3
	Total		3,391	▲	17.1%	+495
Juvenile	Custody Visitation	CV	1,937	▲	+21.1%	+337
	Misdemeanor	DM	365	▲	+26.7%	+77
	Traffic	T	194	▼	-9.8%	-21
	Felony	DF	134	▲	+32.7%	+33
	Special Immigrant Juvenile Status	SI	47	▲	+62.1%	+18
	Permanency Planning	PH	41	▲	+105.0%	+21
	Show Cause	SC	40	▼	+53.8%	+14
	Foster Care Review	FC	38	▼	-24.0%	-12
	Paternity	PT	36	▲	+16.1%	+5
	Abuse and Neglect	AN	34	↔		-
	Remand Visitation	RV	26	▲	+1,200.0%	+24
	Status	ST	26	▲	+73.3%	+11
	Child In Need of Services	CS	24	▲	+14.3%	+3
	Initial Foster Care	IF	24	▼	-4.0%	-1
	Remand Custody	RC	24	▲	+1,100.0%	+22
	Capias	CA	17	▲	+21.4%	+3
	Terminate Parental Rights	TP	17	▲	+142.9%	+10
	Non-Family Abuse Protective Order	AP	13	▼	-31.6%	-6
	Temporary Detention Order	TD	13	▼	-45.8%	-11
	Mental Commitment	MC	3	▼	-57.1%	-4
	Relief of Custody	CR	3	↔		-
	Voluntary Continuing Services and Support Agreem	VA	3	▲	+200.0%	+2
	Emergency Custody Order	EC	2	▼	-33.3%	-1
	Other	OT	2	▼	-50.0%	-2
	Truancy	TR	2	▲	+100.0%	+1
	Civil Violation	CI	1	↔		-
	Emancipation	EP	1	▲	-	+1
	Family Abuse - Protective Order	FP	1	↔		-
	Motion - Protective Order	MP	1	▼	-50.0%	-1
		Total		3,069	▲	20.5%
	GRAND TOTAL		6,460	▲	18.7%	+1,018

Dispositions by Major Case Category**

Category	Summary	Change	% Change	Absolute Change
Adult Criminal	1,378	▲	-0.2%	-3
Child Dependency	160	▲	+14.3%	+20

* Compared to same time period as previous year
 5/15/2024 1:08:40PM

** Case Type Categories are defined in the 2017 Virginia Judicial Workload Assessment
 Source: SCV-SQL-Information

CPSS - JCMS CASELOAD STATISTICS OF THE JUVENILE & DOMESTIC RELATIONS DISTRICT COURTS
 January 2024 thru April 2024 Dispositions (Compared to January 2023 thru April 2023)

Child in Need of Services/Supervision	26	▲	+8.3%	+2
Custody and Visitation	1,973	▲	+21.0%	+342
Delinquency	556	▲	+30.2%	+129
Juvenile Miscellaneous	27	▲	+80.0%	+12
New to Workload Study	48	▲	+60.0%	+18
Other	520	▲	+25.6%	+106
Protective Orders	277	▼	-6.1%	-18
Support	1,301	▲	+49.5%	+431
Traffic	194	▼	-9.8%	-21
GRAND TOTAL	6,460	▲	18.7%	+1,018

2024 Overall GRAND TOTAL		Distribution of Caseload		Change*		Percentage (%) of Caseload		
824	+133 19.2%	Adult	462 56%	26.9% ▲	+98	Adult	2023 52.7%	2024 56.1%
2024		Juvenile	362 44%	10.7% ▲	+35	Juvenile	47.3%	43.9%
2023		GRAND TOTAL	824 100%	19.2% ▲	+133	GRAND TOTAL	100%	100%

Dispositions by Division & Code

Division	Case Type Description	Code	Summary	Change	% Change	Absolute Change
Adult	Misdemeanor	CM	102	▲	+10.9%	+10
	Civil Support	VS	101	▲	+40.3%	+29
	Show Cause	SC	85	▲	+54.5%	+30
	Other	OT	51	▼	+75.9%	+22
	Family Abuse - Protective Order	FP	43	▼	-23.2%	-13
	Felony	CF	35	▲	+59.1%	+13
	Capias	CA	30	▲	+57.9%	+11
	Motion - Protective Order	MP	5	▼	-28.6%	-2
	Remand Support	RS	4	▲	-	+4
	Non-Family Abuse Protective Order	AP	3	▼	-40.0%	-2
	Violation of Protective Order	PV	2	▼	-60.0%	-3
	Violation Family Abuse Protective Order	PS	1	▲	-	+1
	Restricted License for Non-Support	SL	0	▼	-100.0%	-2
	Total		462	▲	26.9%	+98
Juvenile	Custody Visitation	CV	294	▲	+23.5%	+56
	Misdemeanor	DM	19	▲	+375.0%	+15
	Traffic	T	13	▼	-35.0%	-7
	Felony	DF	6	▼	-75.0%	-18
	Paternity	PT	5	▼	-16.7%	-1
	Non-Family Abuse Protective Order	AP	4	▲	+33.3%	+1
	Child In Need of Services	CS	3	▼	-40.0%	-2
	Foster Care Review	FC	3	↔	-	-
	Truancy	TR	3	▲	+200.0%	+2
	Emergency Custody Order	EC	2	↔	-	-
	Show Cause	SC	2	▲	+100.0%	+1
	Special Immigrant Juvenile Status	SI	2	▲	+100.0%	+1
	Status	ST	2	▲	-33.3%	-1
	Temporary Detention Order	TD	2	▼	-33.3%	-1
	Capias	CA	1	▲	-	+1
	Permanency Planning	PH	1	▲	-	+1
	Entrustment	ET	0	▼	-100.0%	-5
	Initial Foster Care	IF	0	▼	-100.0%	-1
	Other	OT	0	▼	-100.0%	-3
	Protective Order	PC	0	▼	-100.0%	-1
Relief of Custody	CR	0	▼	-100.0%	-3	
	Total		362	▲	10.7%	+35
GRAND TOTAL			824	▲	19.2%	+133

Dispositions by Major Case Category**

Category	Summary	Change	% Change	Absolute Change
Adult Criminal	189	▲	+36.0%	+50
Child Dependency	4	▲	-66.7%	-8
Child in Need of Services/Supervision	6	▲	-	0
Custody and Visitation	299	▲	+22.5%	+55
Delinquency	28	▲	-6.7%	-2
Juvenile Miscellaneous	2	▲	-33.3%	-1
New to Workload Study	2	▲	+100.0%	+1
Other	59	▲	+59.5%	+22

* Compared to same time period as previous year
 5/15/2024 1:08:40PM

** Case Type Categories are defined in the 2017 Virginia Judicial Workload Assessment
 Source: SCV-SQL-Information

CPSS - JCMS CASELOAD STATISTICS OF THE JUVENILE & DOMESTIC RELATIONS DISTRICT COURTS
 January 2024 thru April 2024 Dispositions (Compared to January 2023 thru April 2023)

Caroline

District: 15 FIPS: 033

Protective Orders	55	▼	-22.5%	-16
Support	167	▼	+30.5%	+39
Traffic	13	▼	-35.0%	-7
GRAND TOTAL	824	▲	19.2%	+133

2024 Overall GRAND TOTAL		Distribution of Caseload		Change*		Percentage (%) of Caseload			
170	-16 -8.6%	Adult	115	68%	42.0% ▲	+34	Adult	43.5%	67.6%
2024		Juvenile	55	32%	-47.6% ▼	-50	Juvenile	56.5%	32.4%
2023		GRAND TOTAL	170	100%	-8.6% ▼	-16	GRAND TOTAL	100%	100%

Dispositions by Division & Code

Division	Case Type Description	Code	Summary	Change	% Change	Absolute Change
Adult	Misdemeanor	CM	28	▲	+133.3%	+16
	Other	OT	27	▲	+125.0%	+15
	Civil Support	VS	25	▲	+13.6%	+3
	Felony	CF	14	▲	+75.0%	+6
	Show Cause	SC	11	▲	-	-
	Family Abuse - Protective Order	FP	5	▼	-54.5%	-6
	Motion - Protective Order	MP	3	▲	+50.0%	+1
	Capias	CA	2	▼	-33.3%	-1
	Total			115	▲	42.0%
Juvenile	Custody Visitation	CV	29	▼	-25.6%	-10
	Misdemeanor	DM	9	▼	-73.5%	-25
	Felony	DF	7	▲	+600.0%	+6
	Traffic	T	5	▼	-72.2%	-13
	Abuse and Neglect	AN	1	▲	-	+1
	Foster Care Review	FC	1	▲	-	+1
	Mental Commitment	MC	1	▼	-50.0%	-1
	Show Cause	SC	1	▲	-	+1
	Status	ST	1	▼	-50.0%	-1
	Child In Need of Services	CS	0	▼	-100.0%	-1
	Motion - Protective Order	MP	0	▼	-100.0%	-1
	Paternity	PT	0	▼	-100.0%	-2
	Permanency Planning	PH	0	▼	-100.0%	-3
	Terminate Parental Rights	TP	0	▼	-100.0%	-2
	Total			55	▼	-47.6%
GRAND TOTAL			170	▼	-8.6%	-16

Dispositions by Major Case Category**

Category	Summary	Change	% Change	Absolute Change
Adult Criminal	49	▲	+69.0%	+20
Child Dependency	2	▲	-60.0%	-3
Child in Need of Services/Supervision	0	▼	-100.0%	-1
Custody and Visitation	29	▼	-29.3%	-12
Delinquency	17	▲	-51.4%	-18
Juvenile Miscellaneous	1	▼	-50.0%	-1
Other	28	▲	+100.0%	+14
Protective Orders	8	▼	-42.9%	-6
Support	31	▼	+14.8%	+4
Traffic	5	▼	-72.2%	-13
GRAND TOTAL		170	▼	-8.6%

2024 Overall GRAND TOTAL		Distribution of Caseload		Change*		Percentage (%) of Caseload		
691	-96 -12.2%	Adult	315 46%	-12.3% ▼	-44	Adult	45.6%	45.6%
2024		Juvenile	376 54%	-12.1% ▼	-52	Juvenile	54.4%	54.4%
2023		GRAND TOTAL	691 100%	-12.2% ▼	-96	GRAND TOTAL	100%	100%

Dispositions by Division & Code

Division	Case Type Description	Code	Summary	Change	% Change	Absolute Change	
Adult	Other	OT	75	▲	+78.6%	+33	
	Misdemeanor	CM	70	▼	-21.3%	-19	
	Civil Support	VS	62	▼	-26.2%	-22	
	Show Cause	SC	42	▼	-36.4%	-24	
	Family Abuse - Protective Order	FP	25	▲	+25.0%	+5	
	Felony	CF	16	▲	+14.3%	+2	
	Capias	CA	11	▼	-60.7%	-17	
	Remand Support	RS	4	▲	+300.0%	+3	
	Violation of Protective Order	PV	4	▲	+100.0%	+2	
	Motion - Protective Order	MP	3	▼	-40.0%	-2	
	Non-Family Abuse Protective Order	AP	3	▼	-57.1%	-4	
	Restricted License for Non-Support	SL	0	▼	-100.0%	-1	
		Total		315	▼	-12.3%	-44
Juvenile	Custody Visitation	CV	183	▼	-29.6%	-77	
	Misdemeanor	DM	45	▲	+28.6%	+10	
	Traffic	T	33	▲	+43.5%	+10	
	Felony	DF	22	▲	+266.7%	+16	
	Abuse and Neglect	AN	17	▲	+466.7%	+14	
	Foster Care Review	FC	15	▲	+87.5%	+7	
	Mental Commitment	MC	12	▼	-29.4%	-5	
	Initial Foster Care	IF	10	▲	+400.0%	+8	
	Paternity	PT	8	▼	-50.0%	-8	
	Permanency Planning	PH	5	▼	-28.6%	-2	
	Status	ST	5	▲	+150.0%	+3	
	Relief of Custody	CR	3	▲	-	+3	
	Show Cause	SC	3	▲	+50.0%	+1	
	Child In Need of Services	CS	2	▼	-50.0%	-2	
	Emergency Custody Order	EC	2	▼	-60.0%	-3	
	Temporary Detention Order	TD	2	▼	-60.0%	-3	
	Terminate Parental Rights	TP	2	▼	-66.7%	-4	
	Capias	CA	1	▲	-	+1	
	Civil Violation	CI	1	▼	-50.0%	-1	
	Entrustment	ET	1	↔	-	-	
	Non-Family Abuse Protective Order	AP	1	▼	-66.7%	-2	
	Remand Custody	RC	1	▼	-80.0%	-4	
	Remand Visitation	RV	1	▼	-80.0%	-4	
	Truancy	TR	1	▼	-75.0%	-3	
	Child at Risk	RI	0	▼	-100.0%	-1	
	Other	OT	0	▼	-100.0%	-3	
	Qualified Residential Treatment	QR	0	▼	-100.0%	-2	
	Voluntary Continuing Services and Support Agreem	VA	0	▼	-100.0%	-1	
		Total		376	▼	-12.1%	-52
	GRAND TOTAL			691	▼	-12.2%	-96

Dispositions by Major Case Category**

Category	Summary	Change	% Change	Absolute Change
Adult Criminal	127	▼	-26.6%	-46
Child Dependency	53	▲	+71.0%	+22
Child in Need of Services/Supervision	3	▼	-66.7%	-6

Custody and Visitation	191	▼	-30.8%	-85
Delinquency	71	▲	+69.0%	+29
Juvenile Miscellaneous	5	▲	+150.0%	+3
New to Workload Study	1	▼	-50.0%	-1
Other	97	▲	+16.9%	+14
Protective Orders	32	▼	-8.6%	-3
Support	78	▼	-29.7%	-33
Traffic	33	▲	+43.5%	+10
GRAND TOTAL	691	▼	-12.2%	-96

2024 Overall GRAND TOTAL		Distribution of Caseload		Change*		Percentage (%) of Caseload		
1,306	-174 -11.8%	Adult	633 48%	-15.7% ▼	-118	Adult	2023 50.7%	2024 48.5%
2024		Juvenile	673 52%	-7.7% ▼	-56	Juvenile	49.3%	51.5%
2023		GRAND TOTAL	1,306 100%	-11.8% ▼	-174	GRAND TOTAL	100%	100%

Dispositions by Division & Code

Division	Case Type Description	Code	Summary	Change	% Change	Absolute Change
Adult	Civil Support	VS	139	▼	-12.0%	-19
	Misdemeanor	CM	134	▼	-6.9%	-10
	Show Cause	SC	105	▼	-7.1%	-8
	Other	OT	98	▲	-20.3%	-25
	Family Abuse - Protective Order	FP	61	▼	-9.0%	-6
	Capias	CA	48	▼	-25.0%	-16
	Felony	CF	34	▼	-33.3%	-17
	Non-Family Abuse Protective Order	AP	7	↔		-
	Violation of Protective Order	PV	4	▼	-42.9%	-3
	Motion - Protective Order	MP	3	▼	-76.9%	-10
	Remand Support	RS	0	▼	-100.0%	-4
	Total		633	▼	-15.7%	-118
Juvenile	Custody Visitation	CV	427	▼	-13.7%	-68
	Traffic	T	68	▲	+54.5%	+24
	Misdemeanor	DM	58	▲	+26.1%	+12
	Felony	DF	23	▲	+35.3%	+6
	Foster Care Review	FC	22	▲	+57.1%	+8
	Permanency Planning	PH	11	▼	-38.9%	-7
	Child In Need of Services	CS	7	↔		-
	Initial Foster Care	IF	7	▲	+75.0%	+3
	Abuse and Neglect	AN	6	▲	+500.0%	+5
	Non-Family Abuse Protective Order	AP	6	▼	-60.0%	-9
	Paternity	PT	6	▼	-33.3%	-3
	Show Cause	SC	6	▼	-80.0%	-24
	Status	ST	6	▲	+200.0%	+4
	Voluntary Continuing Services and Support Agree	VA	6	▲	+500.0%	+5
	Capias	CA	5	▼	-16.7%	-1
	Other	OT	2	↔		-
	Emancipation	EP	1	▲	-	+1
	Family Abuse - Protective Order	FP	1	▲	-	+1
	Motion - Protective Order	MP	1	▲	-	+1
	Relief of Custody	CR	1	▲	-	+1
	Special Immigrant Juvenile Status	SI	1	▲	-	+1
	Temporary Detention Order	TD	1	▼	-50.0%	-1
	Truancy	TR	1	▼	-87.5%	-7
	Qualified Residential Treatment	QR	0	▼	-100.0%	-2
	Remand Custody	RC	0	▼	-100.0%	-3
	Remand Visitation	RV	0	▼	-100.0%	-3
	Total		673	▼	-7.7%	-56
GRAND TOTAL			1,306	▼	-11.8%	-174

Dispositions by Major Case Category**

Category	Summary	Change	% Change	Absolute Change
Adult Criminal	244	▼	-19.7%	-60
Child Dependency	53	▲	+32.5%	+13
Child in Need of Services/Supervision	8	▼	-65.2%	-15
Custody and Visitation	433	▼	-14.1%	-71
Delinquency	92	▼	+1.1%	+1

* Compared to same time period as previous year
 5/15/2024 1:08:40PM

** Case Type Categories are defined in the 2017 Virginia Judicial Workload Assessment
 Source: SCV-SQL-Information

CPSS - JCMS CASELOAD STATISTICS OF THE JUVENILE & DOMESTIC RELATIONS DISTRICT COURTS
 January 2024 thru April 2024 Dispositions (Compared to January 2023 thru April 2023)

Juvenile Miscellaneous	7	▲	+250.0%	+5
New to Workload Study	1	▲	-	+1
Other	101	▼	-26.3%	-36
Protective Orders	79	▲	-22.5%	-23
Support	220	▼	-5.6%	-13
Traffic	68	▲	+54.5%	+24
GRAND TOTAL	1,306	▼	-11.8%	-174

2024 Overall GRAND TOTAL		Distribution of Caseload		Change*		Percentage (%) of Caseload			
	455	Adult	213	47%	8.1% ▲	+16	Adult	46.7%	46.8%
		Juvenile	242	53%	7.6% ▲	+17	Juvenile	53.3%	53.2%
		GRAND TOTAL	455	100%	7.8% ▲	+33	GRAND TOTAL	100%	100%

Dispositions by Division & Code

Division	Case Type Description	Code	Summary	Change	% Change	Absolute Change	
Adult	Civil Support	VS	58	▼	-1.7%	-1	
	Other	OT	34	↔		-	
	Misdemeanor	CM	33	▼	-21.4%	-9	
	Felony	CF	24	▲	+200.0%	+16	
	Show Cause	SC	23	▼	-11.5%	-3	
	Family Abuse - Protective Order	FP	17	▲	+6.3%	+1	
	Capias	CA	14	▲	+75.0%	+6	
	Motion - Protective Order	MP	6	▲	+500.0%	+5	
	Remand Support	RS	3	▲	+50.0%	+1	
	Non-Family Abuse Protective Order	AP	1	▲	-	+1	
	Violation of Protective Order	PV	0	▼	-100.0%	-1	
	Total		213	▲	8.1%	+16	
Juvenile	Custody Visitation	CV	152	▲	+10.1%	+14	
	Misdemeanor	DM	22	▲	+144.4%	+13	
	Felony	DF	12	▲	+500.0%	+10	
	Abuse and Neglect	AN	10	▲	+233.3%	+7	
	Traffic	T	9	▼	-50.0%	-9	
	Permanency Planning	PH	7	▲	+600.0%	+6	
	Civil Violation	CI	5	▼	-28.6%	-2	
	Paternity	PT	5	▼	-66.7%	-10	
	Remand Custody	RC	3	↔		-	
	Remand Visitation	RV	3	↔		-	
	Truancy	TR	3	▲	-	+3	
	Foster Care Review	FC	2	▼	-33.3%	-1	
	Initial Foster Care	IF	2	↔		-	
	Capias	CA	1	▲	-	+1	
	Child In Need of Services	CS	1	▲	-	+1	
	Non-Family Abuse Protective Order	AP	1	▼	-83.3%	-5	
	Special Immigrant Juvenile Status	SI	1	▲	-	+1	
	Status	ST	1	↔		-	
	Terminate Parental Rights	TP	1	▲	-	+1	
	Voluntary Continuing Services and Support Agree	VA	1	↔		-	
	Motion - Protective Order	MP	0	▼	-100.0%	-1	
	Other	OT	0	▼	-100.0%	-6	
	Relief of Custody	CR	0	▼	-100.0%	-1	
	Show Cause	SC	0	▼	-100.0%	-1	
	Temporary Detention Order	TD	0	▼	-100.0%	-4	
		Total		242	▲	7.6%	+17
	GRAND TOTAL			455	▲	7.8%	+33

Dispositions by Major Case Category**

Category	Summary	Change	% Change	Absolute Change
Adult Criminal	84	▲	+7.7%	+6
Child Dependency	23	▲	+109.1%	+12
Child in Need of Services/Supervision	4	▲	-	+4
Custody and Visitation	157	▼	+2.6%	+4
Delinquency	35	▲	+191.7%	+23
Juvenile Miscellaneous	1	↔		0

* Compared to same time period as previous year
 5/15/2024 1:08:40PM

** Case Type Categories are defined in the 2017 Virginia Judicial Workload Assessment
 Source: SCV-SQL-Information

New to Workload Study	6	▲	-14.3%	-1
Other	43	▼	-17.3%	-9
Protective Orders	25	▲	+4.2%	+1
Support	68	▲	+3.0%	+2
Traffic	9	▼	-50.0%	-9
GRAND TOTAL	455	▲	7.8%	+33

2024 Overall GRAND TOTAL		Distribution of Caseload		Change*		Percentage (%) of Caseload		
177 +37 26.4% 	Adult	106	60%	37.7%	▲	+29	2023	2024
	Juvenile	71	40%	12.7%	▲	+8	55.0%	59.9%
GRAND TOTAL		177	100%	26.4%	▲	+37	100%	100%

Dispositions by Division & Code

Division	Case Type Description	Code	Summary	Change	% Change	Absolute Change
Adult	Show Cause	SC	27	▲	+92.9%	+13
	Civil Support	VS	24	▲	+41.2%	+7
	Other	OT	21	▲	+133.3%	+12
	Capias	CA	15	▲	+400.0%	+12
	Misdemeanor	CM	10	▼	-47.4%	-9
	Family Abuse - Protective Order	FP	4	▼	-20.0%	-1
	Motion - Protective Order	MP	2	▲	+100.0%	+1
	Non-Family Abuse Protective Order	AP	2	▲	-	+2
	Felony	CF	1	▼	-88.9%	-8
	Total		106	▲	37.7%	+29
Juvenile	Custody Visitation	CV	48	▲	+26.3%	+10
	Misdemeanor	DM	12	▲	+100.0%	+6
	Truancy	TR	4	▲	+100.0%	+2
	Child In Need of Services	CS	2	▼	-50.0%	-2
	Traffic	T	2	▼	-77.8%	-7
	Foster Care Review	FC	1	↔	-	-
	Non-Family Abuse Protective Order	AP	1	▲	-	+1
	Paternity	PT	1	▼	-50.0%	-1
	Temporary Detention Order	TD	0	▼	-100.0%	-1
	Total		71	▲	12.7%	+8
GRAND TOTAL			177	▲	26.4%	+37

Dispositions by Major Case Category**

Category	Summary	Change	% Change	Absolute Change
Adult Criminal	38	▲	+2.7%	+1
Child Dependency	1	↔	-	0
Child in Need of Services/Supervision	6	▲	-	0
Custody and Visitation	49	▼	+22.5%	+9
Delinquency	12	▲	+100.0%	+6
Other	21	▲	+110.0%	+11
Protective Orders	9	▲	+50.0%	+3
Support	39	▲	+56.0%	+14
Traffic	2	▼	-77.8%	-7
GRAND TOTAL	177	▲	26.4%	+37

2024 Overall GRAND TOTAL		Distribution of Caseload		Change*		Percentage (%) of Caseload		
194 +18 10.2% 	Adult	113	58%	13.0%	▲	+13	2023	2024
	Juvenile	81	42%	6.6%	▲	+5	56.8%	58.2%
GRAND TOTAL		194	100%	10.2%	▲	+18	100%	100%

Dispositions by Division & Code

Division	Case Type Description	Code	Summary	Change	% Change	Absolute Change	
Adult	Misdemeanor	CM	31	▲	+29.2%	+7	
	Civil Support	VS	20	▲	+33.3%	+5	
	Other	OT	18	▼	-5.3%	-1	
	Show Cause	SC	18	▲	+5.9%	+1	
	Family Abuse - Protective Order	FP	12	▲	+200.0%	+8	
	Capias	CA	6	▲	+20.0%	+1	
	Felony	CF	5	▼	-37.5%	-3	
	Motion - Protective Order	MP	1	▼	-66.7%	-2	
	Non-Family Abuse Protective Order	AP	1	▲	-	+1	
	Violation of Protective Order	PV	1	▼	-50.0%	-1	
	Remand Support	RS	0	▼	-100.0%	-1	
	Violation Family Abuse Protective Order	PS	0	▼	-100.0%	-2	
	Total			113	▲	13.0%	+13
Juvenile	Custody Visitation	CV	51	▲	+4.1%	+2	
	Misdemeanor	DM	8	▲	+60.0%	+3	
	Traffic	T	6	▲	+50.0%	+2	
	Child In Need of Services	CS	3	▼	-57.1%	-4	
	Show Cause	SC	3	▲	+50.0%	+1	
	Truancy	TR	3	▼	-25.0%	-1	
	Foster Care Review	FC	2	▲	-	+2	
	Paternity	PT	2	▼	-33.3%	-1	
	Felony	DF	1	▲	-	+1	
	Non-Family Abuse Protective Order	AP	1	▲	-	+1	
	Status	ST	1	↔	-	-	
	Remand Custody	RC	0	▼	-100.0%	-1	
	Total			81	▲	6.6%	+5
	GRAND TOTAL			194	▲	10.2%	+18

Dispositions by Major Case Category**

Category	Summary	Change	% Change	Absolute Change	
Adult Criminal	52	▼	+2.0%	+1	
Child Dependency	2	▲	-	+2	
Child in Need of Services/Supervision	6	▼	-53.8%	-7	
Custody and Visitation	53	▼	+1.9%	+1	
Delinquency	12	▲	+140.0%	+7	
Juvenile Miscellaneous	1	↔	-	0	
Other	18	▼	-14.3%	-3	
Protective Orders	15	▲	+114.3%	+8	
Support	29	▲	+31.8%	+7	
Traffic	6	▲	+50.0%	+2	
GRAND TOTAL		194	▲	10.2%	+18

2024 Overall GRAND TOTAL		Distribution of Caseload		Change*		Percentage (%) of Caseload			
83	-47 -36.2%	Adult	48	58%	-37.7%	-29	Adult	59.2%	57.8%
2024		Juvenile	35	42%	-34.0%	-18	Juvenile	40.8%	42.2%
2023		GRAND TOTAL	83	100%	-36.2%	-47	GRAND TOTAL	100%	100%

Dispositions by Division & Code

Division	Case Type Description	Code	Summary	Change	% Change	Absolute Change
Adult	Misdemeanor	CM	11	▼	-54.2%	-13
	Other	OT	10	▼	-33.3%	-5
	Show Cause	SC	8	▲	+14.3%	+1
	Civil Support	VS	7	▼	-72.0%	-18
	Family Abuse - Protective Order	FP	4	▲	+33.3%	+1
	Felony	CF	4	▲	-	+4
	Capias	CA	3	▲	+50.0%	+1
	Restricted License for Non-Support	SL	1	▲	-	+1
	Violation Family Abuse Protective Order	PS	0	▼	-100.0%	-1
	Total			48	▼	-37.7%
Juvenile	Custody Visitation	CV	25	↔	-	-
	Misdemeanor	DM	3	▼	-72.7%	-8
	Traffic	T	3	▼	-50.0%	-3
	Abuse and Neglect	AN	1	▲	-	+1
	Child In Need of Services	CS	1	↔	-	-
	Status	ST	1	▲	-	+1
	Truancy	TR	1	↔	-	-
	Felony	DF	0	▼	-100.0%	-6
	Paternity	PT	0	▼	-100.0%	-3
Total			35	▼	-34.0%	-18
GRAND TOTAL			83	▼	-36.2%	-47

Dispositions by Major Case Category**

Category	Summary	Change	% Change	Absolute Change
Adult Criminal	22	▲	-21.4%	-6
Child Dependency	1	▲	-	+1
Child in Need of Services/Supervision	2	↔	-	0
Custody and Visitation	25	▼	-10.7%	-3
Delinquency	3	▼	-82.4%	-14
Juvenile Miscellaneous	1	▲	-	+1
Other	10	▼	-33.3%	-5
Protective Orders	4	▲	+33.3%	+1
Support	12	▲	-61.3%	-19
Traffic	3	▼	-50.0%	-3
GRAND TOTAL	83	▼	-36.2%	-47

2024 Overall GRAND TOTAL		Distribution of Caseload			Change*		Percentage (%) of Caseload		
2,802	-45 -1.6%	Adult	1,395	50%	4.3% ▲	+58	Adult	2023 47.0%	2024 49.8%
2024		Juvenile	1,407	50%	-6.8% ▼	-103	Juvenile	53.0%	50.2%
2023		GRAND TOTAL	2,802	100%	-1.6% ▼	-45	GRAND TOTAL	100%	100%

Dispositions by Division & Code

Division	Case Type Description	Code	Summary	Change	% Change	Absolute Change	
Adult	Civil Support	VS	302	▼	-3.2%	-10	
	Show Cause	SC	250	▼	-2.0%	-5	
	Other	OT	226	▲	+13.6%	+27	
	Misdemeanor	CM	217	▼	-7.3%	-17	
	Felony	CF	137	▲	+31.7%	+33	
	Family Abuse - Protective Order	FP	107	▲	+15.1%	+14	
	Capias	CA	71	▼	+9.2%	+6	
	Remand Support	RS	36	▲	+50.0%	+12	
	Motion - Protective Order	MP	33	▲	+37.5%	+9	
	Non-Family Abuse Protective Order	AP	9	▲	+80.0%	+4	
	Criminal Support	CS	3	↔		-	
	Violation of Protective Order	PV	3	▼	-80.0%	-12	
	Restricted License for Non-Support	SL	1	▼	-50.0%	-1	
	Violation Family Abuse Protective Order	PS	0	▼	-100.0%	-2	
	Total		1,395	▲	4.3%	+58	
Juvenile	Custody Visitation	CV	901	▼	-16.3%	-176	
	Misdemeanor	DM	141	▲	+62.1%	+54	
	Remand Custody	RC	47	▲	+46.9%	+15	
	Remand Visitation	RV	46	▲	+48.4%	+15	
	Felony	DF	40	▲	+25.0%	+8	
	Traffic	T	35	▼	-2.8%	-1	
	Paternity	PT	31	▼	-13.9%	-5	
	Show Cause	SC	28	▲	+154.5%	+17	
	Truancy	TR	21	▲	+133.3%	+12	
	Abuse and Neglect	AN	18	▲	+5.9%	+1	
	Status	ST	17	▲	+183.3%	+11	
	Permanency Planning	PH	13	▲	+30.0%	+3	
	Voluntary Continuing Services and Support Agreen	VA	12	▲	+50.0%	+4	
	Foster Care Review	FC	11	▼	-57.7%	-15	
	Non-Family Abuse Protective Order	AP	9	▼	-59.1%	-13	
	Child In Need of Services	CS	7	▼	-30.0%	-3	
	Initial Foster Care	IF	5	▲	+25.0%	+1	
	Other	OT	5	▼	-28.6%	-2	
	Temporary Detention Order	TD	5	▼	-50.0%	-5	
	Child at Risk	RI	4	▼	-63.6%	-7	
	Relief of Custody	CR	4	↔		-	
	Capias	CA	2	▲	-	+2	
	Motion - Protective Order	MP	2	▼	-33.3%	-1	
	Emergency Custody Order	EC	1	↔		-	
	Special Immigrant Juvenile Status	SI	1	▼	-50.0%	-1	
	Terminate Parental Rights	TP	1	▼	-92.3%	-12	
	Emancipation	EP	0	▼	-100.0%	-1	
	Family Abuse - Protective Order	FP	0	▼	-100.0%	-1	
	Qualified Residential Treatment	QR	0	▼	-100.0%	-3	
		Total		1,407	▼	-6.8%	-103
		GRAND TOTAL		2,802	▼	-1.6%	-45

* Compared to same time period as previous year
 5/15/2024 1:08:40PM

** Case Type Categories are defined in the 2017 Virginia Judicial Workload Assessment
 Source: SCV-SQL-Information

Dispositions by Major Case Category**

Category	Summary	Change	% Change	Absolute Change
Adult Criminal	519	▼	-1.3%	-7
Child Dependency	68	▼	-29.2%	-28
Child in Need of Services/Supervision	29	▲	+52.6%	+10
Custody and Visitation	932	▼	-16.3%	-181
Delinquency	210	▲	+61.5%	+80
Juvenile Miscellaneous	17	▲	+142.9%	+10
New to Workload Study	1	▼	-50.0%	-1
Other	366	▲	+20.4%	+62
Protective Orders	160	▼	+8.1%	+12
Support	465	▼	-0.2%	-1
Traffic	35	▼	-2.8%	-1
GRAND TOTAL	2,802	▼	-1.6%	-45

* Compared to same time period as previous year
 5/15/2024 1:08:40PM

** Case Type Categories are defined in the 2017 Virginia Judicial Workload Assessment
 Source: SCV-SQL-Information

2024 Overall GRAND TOTAL		Distribution of Caseload			Change*		Percentage (%) of Caseload		
3,014 +97 3.3% 	2024 2023	Adult	1,543	51%	2.4% ▲	+36	Adult	51.7%	51.2%
		Juvenile	1,471	49%	4.3% ▲	+61	Juvenile	48.3%	48.8%
GRAND TOTAL		3,014	100%	3.3% ▲	+97	GRAND TOTAL	100%	100%	

Dispositions by Division & Code

Division	Case Type Description	Code	Summary	Change	% Change	Absolute Change
Adult	Misdemeanor	CM	359	▼	-6.5%	-25
	Civil Support	VS	305	▲	+7.0%	+20
	Other	OT	300	▼	+19.0%	+48
	Show Cause	SC	218	▼	-1.8%	-4
	Felony	CF	131	▲	+9.2%	+11
	Capias	CA	112	▼	-1.8%	-2
	Family Abuse - Protective Order	FP	81	▼	-18.2%	-18
	Non-Family Abuse Protective Order	AP	14	▲	+250.0%	+10
	Remand Support	RS	11	▲	+83.3%	+5
	Motion - Protective Order	MP	5	▼	-44.4%	-4
	Emergency Custody Order	EC	2	▲	-	+2
	Violation of Protective Order	PV	2	▼	-80.0%	-8
	Criminal Support	CS	1	▲	-	+1
	Restricted License for Non-Support	SL	1	↔	-	-
Violation Family Abuse Protective Order	PS	1	↔	-	-	
Total			1,543	▲	2.4%	+36
Juvenile	Custody Visitation	CV	801	▼	-8.2%	-72
	Paternity	PT	171	▲	+8.2%	+13
	Misdemeanor	DM	149	▲	+20.2%	+25
	Traffic	T	71	▲	+61.4%	+27
	Felony	DF	62	▼	-3.1%	-2
	Status	ST	28	▲	+33.3%	+7
	Special Immigrant Juvenile Status	SI	25	▲	+316.7%	+19
	Foster Care Review	FC	21	▲	+133.3%	+12
	Permanency Planning	PH	19	▲	+171.4%	+12
	Civil Violation	CI	17	▲	+466.7%	+14
	Other	OT	17	▲	+70.0%	+7
	Show Cause	SC	13	▲	+85.7%	+6
	Initial Foster Care	IF	9	▲	+800.0%	+8
	Non-Family Abuse Protective Order	AP	9	▲	+125.0%	+5
	Abuse and Neglect	AN	8	▼	-57.9%	-11
	Temporary Detention Order	TD	8	↔	-	-
	Capias	CA	7	▼	-30.0%	-3
	Terminate Parental Rights	TP	7	▲	+250.0%	+5
	Remand Custody	RC	6	▼	-33.3%	-3
	Remand Visitation	RV	6	▼	-33.3%	-3
	Truancy	TR	6	▲	-	+6
	Child In Need of Services	CS	5	▼	-28.6%	-2
	Emergency Custody Order	EC	4	▼	-55.6%	-5
	Motion - Protective Order	MP	1	▲	-	+1
	Relief of Custody	CR	1	▲	-	+1
	Emancipation	EP	0	▼	-100.0%	-1
	Family Abuse - Protective Order	FP	0	▼	-100.0%	-1
	Qualified Residential Treatment	QR	0	▼	-100.0%	-3
	Violation Family Abuse Protective Order	PS	0	▼	-100.0%	-1
	Total			1,471	▲	4.3%
GRAND TOTAL			3,014	▲	3.3%	+97

* Compared to same time period as previous year
 5/15/2024 1:08:40PM

** Case Type Categories are defined in the 2017 Virginia Judicial Workload Assessment
 Source: SCV-SQL-Information

Dispositions by Major Case Category**

Category	Summary	Change	% Change	Absolute Change
Adult Criminal	767	▼	-3.2%	-25
Child Dependency	65	▲	+58.5%	+24
Child in Need of Services/Supervision	13	▲	+85.7%	+6
Custody and Visitation	972	▼	-5.7%	-59
Delinquency	229	▼	+11.2%	+23
Juvenile Miscellaneous	28	▲	+27.3%	+6
New to Workload Study	42	▲	+366.7%	+33
Other	354	▲	+16.8%	+51
Protective Orders	110	▲	-6.0%	-7
Support	363	▲	+5.2%	+18
Traffic	71	▲	+61.4%	+27
GRAND TOTAL	3,014	▲	3.3%	+97

* Compared to same time period as previous year
 5/15/2024 1:08:40PM

** Case Type Categories are defined in the 2017 Virginia Judicial Workload Assessment
 Source: SCV-SQL-Information

2024 Overall GRAND TOTAL		Distribution of Caseload		Change*		Percentage (%) of Caseload			
446	-66 -12.9%	Adult	228	51%	-14.0% ▼	-37	Adult	51.8%	51.1%
2024		Juvenile	218	49%	-11.7% ▼	-29	Juvenile	48.2%	48.9%
2023		GRAND TOTAL	446	100%	-12.9% ▼	-66	GRAND TOTAL	100%	100%

Dispositions by Division & Code

Division	Case Type Description	Code	Summary	Change	% Change	Absolute Change
Adult	Other	OT	58	▲	+45.0%	+18
	Civil Support	VS	47	▼	-9.6%	-5
	Misdemeanor	CM	40	▼	-29.8%	-17
	Show Cause	SC	38	▼	-38.7%	-24
	Family Abuse - Protective Order	FP	19	▼	-17.4%	-4
	Felony	CF	14	▲	+40.0%	+4
	Capias	CA	5	▼	-44.4%	-4
	Motion - Protective Order	MP	4	▼	-42.9%	-3
	Remand Support	RS	2	▲	-	+2
	Non-Family Abuse Protective Order	AP	1	▼	-66.7%	-2
	Violation of Protective Order	PV	0	▼	-100.0%	-2
	Total		228	▼	-14.0%	-37
Juvenile	Custody Visitation	CV	142	▼	-26.0%	-50
	Misdemeanor	DM	29	▲	+383.3%	+23
	Child In Need of Services	CS	8	▲	+300.0%	+6
	Traffic	T	7	▼	-30.0%	-3
	Truancy	TR	7	▲	+600.0%	+6
	Remand Custody	RC	4	▲	-	+4
	Remand Visitation	RV	4	▲	-	+4
	Show Cause	SC	4	▲	+300.0%	+3
	Paternity	PT	3	▼	-75.0%	-9
	Child at Risk	RI	2	▲	-	+2
	Foster Care Review	FC	2	▼	-60.0%	-3
	Abuse and Neglect	AN	1	▲	-	+1
	Emergency Custody Order	EC	1	↔	-	-
	Initial Foster Care	IF	1	▼	-50.0%	-1
	Non-Family Abuse Protective Order	AP	1	↔	-	-
	Permanency Planning	PH	1	▼	-80.0%	-4
	Voluntary Continuing Services and Support Agreem	VA	1	▼	-50.0%	-1
	Felony	DF	0	▼	-100.0%	-2
	Other	OT	0	▼	-100.0%	-2
	Temporary Detention Order	TD	0	▼	-100.0%	-3
	Total		218	▼	-11.7%	-29
GRAND TOTAL			446	▼	-12.9%	-66

Dispositions by Major Case Category**

Category	Summary	Change	% Change	Absolute Change	
Adult Criminal	87	▼	-28.7%	-35	
Child Dependency	8	▲	-42.9%	-6	
Child in Need of Services/Supervision	15	▲	+400.0%	+12	
Custody and Visitation	145	▼	-28.9%	-59	
Delinquency	33	▲	+266.7%	+24	
Other	69	▲	+50.0%	+23	
Protective Orders	25	▼	-26.5%	-9	
Support	57	▼	-18.6%	-13	
Traffic	7	▼	-30.0%	-3	
GRAND TOTAL		446	▼	-12.9%	-66

* Compared to same time period as previous year
 5/15/2024 1:08:40PM

** Case Type Categories are defined in the 2017 Virginia Judicial Workload Assessment
 Source: SCV-SQL-Information

2024 Overall GRAND TOTAL		Distribution of Caseload			Change*		Percentage (%) of Caseload		
1,079	-129 -10.7%	Adult	567	53%	-2.1% ▼	-12	Adult	47.9%	52.5%
2024		Juvenile	512	47%	-18.6% ▼	-117	Juvenile	52.1%	47.5%
2023		GRAND TOTAL	1,079	100%	-10.7% ▼	-129	GRAND TOTAL	100%	100%

Dispositions by Division & Code

Division	Case Type Description	Code	Summary	Change	% Change	Absolute Change	
Adult	Misdemeanor	CM	128	▲	+13.3%	+15	
	Show Cause	SC	127	▼	-9.3%	-13	
	Other	OT	84	▲	+13.5%	+10	
	Civil Support	VS	82	▲	+5.1%	+4	
	Family Abuse - Protective Order	FP	39	▲	+77.3%	+17	
	Capias	CA	38	▼	+5.6%	+2	
	Felony	CF	25	▼	-54.5%	-30	
	Non-Family Abuse Protective Order	AP	23	▼	-23.3%	-7	
	Motion - Protective Order	MP	13	▲	+18.2%	+2	
	Violation of Protective Order	PV	7	▼	-58.8%	-10	
	Remand Support	RS	1	▼	-50.0%	-1	
	Restricted License for Non-Support	SL	0	▼	-100.0%	-1	
	Total			567	▼	-2.1%	-12
Juvenile	Custody Visitation	CV	242	▼	-32.2%	-115	
	Traffic	T	51	▲	+8.5%	+4	
	Misdemeanor	DM	36	▲	+2.9%	+1	
	Abuse and Neglect	AN	25	▼	-10.7%	-3	
	Permanency Planning	PH	22	▼	-15.4%	-4	
	Foster Care Review	FC	19	↔		-	
	Initial Foster Care	IF	19	▲	+171.4%	+12	
	Motion - Protective Order	MP	17	▲	+112.5%	+9	
	Special Immigrant Juvenile Status	SI	16	▼	-5.9%	-1	
	Felony	DF	12	▼	-63.6%	-21	
	Paternity	PT	8	▲	+100.0%	+4	
	Temporary Detention Order	TD	7	▼	-41.7%	-5	
	Terminate Parental Rights	TP	7	▼	-41.7%	-5	
	Status	ST	6	▲		-	
	Child In Need of Services	CS	5	▲	+400.0%	+4	
	Other	OT	4	▲	+100.0%	+2	
	Truancy	TR	4	↔		-	
	Remand Custody	RC	3	▲		+3	
	Remand Visitation	RV	3	▲		+3	
	Non-Family Abuse Protective Order	AP	2	▲	+100.0%	+1	
	Relief of Custody	CR	2	▲		+2	
	Emergency Custody Order	EC	1	▼	-66.7%	-2	
	Voluntary Continuing Services and Support Agree	VA	1	▼	-50.0%	-1	
	Civil Violation	CI	0	▼	-100.0%	-2	
	Family Abuse - Protective Order	FP	0	▼	-100.0%	-1	
	Qualified Residential Treatment	QR	0	▼	-100.0%	-1	
	Show Cause	SC	0	▼	-100.0%	-1	
	Total			512	▼	-18.6%	-117
	GRAND TOTAL			1,079	▼	-10.7%	-129

Dispositions by Major Case Category**

Category	Summary	Change	% Change	Absolute Change
Adult Criminal	272	▼	-3.9%	-11
Child Dependency	95	▲		0
Child in Need of Services/Supervision	9	▲	+80.0%	+4
Custody and Visitation	250	▲	-30.7%	-111

* Compared to same time period as previous year
 5/15/2024 1:08:40PM

** Case Type Categories are defined in the 2017 Virginia Judicial Workload Assessment
 Source: SCV-SQL-Information

CPSS - JCMS CASELOAD STATISTICS OF THE JUVENILE & DOMESTIC RELATIONS DISTRICT COURTS
 January 2024 thru April 2024 Dispositions (Compared to January 2023 thru April 2023)

Delinquency	48	▼	-30.4%	-21
Juvenile Miscellaneous	6	▲		0
New to Workload Study	16	▼	-15.8%	-3
Other	103	▲	+10.8%	+10
Protective Orders	94	▲	+28.8%	+21
Support	135	▼	-14.0%	-22
Traffic	51	▲	+8.5%	+4
GRAND TOTAL	1,079	▼	-10.7%	-129

2024 Overall GRAND TOTAL		Distribution of Caseload		Change*		Percentage (%) of Caseload			
591	-107 -15.3%	Adult	379	64%	-16.5% ▼	-75	Adult	65.0%	64.1%
2024		Juvenile	212	36%	-13.1% ▼	-32	Juvenile	35.0%	35.9%
2023		GRAND TOTAL	591	100%	-15.3% ▼	-107	GRAND TOTAL	100%	100%

Dispositions by Division & Code

Division	Case Type Description	Code	Summary	Change	% Change	Absolute Change
Adult	Misdemeanor	CM	98	▼	-8.4%	-9
	Show Cause	SC	87	▼	-13.0%	-13
	Civil Support	VS	53	▲	+51.4%	+18
	Other	OT	53	▼	-44.8%	-43
	Capias	CA	48	▼	+11.6%	+5
	Family Abuse - Protective Order	FP	16	▼	-46.7%	-14
	Felony	CF	10	▼	-50.0%	-10
	Violation of Protective Order	PV	7	▼	-22.2%	-2
	Motion - Protective Order	MP	3	▼	-62.5%	-5
	Non-Family Abuse Protective Order	AP	3	↔		-
	Remand Support	RS	1	↔		-
	Restricted License for Non-Support	SL	0	▼	-100.0%	-2
	Total			379	▼	-16.5%
Juvenile	Custody Visitation	CV	61	▼	-22.8%	-18
	Misdemeanor	DM	44	▲	+12.8%	+5
	Abuse and Neglect	AN	19	▲	+46.2%	+6
	Felony	DF	19	↔		-
	Initial Foster Care	IF	15	▲	+1,400.0%	+14
	Traffic	T	15	▲	+25.0%	+3
	Foster Care Review	FC	11	▼	-15.4%	-2
	Permanency Planning	PH	6	▼	-53.8%	-7
	Paternity	PT	5	▲	+150.0%	+3
	Special Immigrant Juvenile Status	SI	3	▼	-25.0%	-1
	Family Abuse - Protective Order	FP	2	▲	-	+2
	Show Cause	SC	2	▼	-60.0%	-3
	Terminate Parental Rights	TP	2	↔		-
	Voluntary Continuing Services and Support Agree	VA	2	↔		-
	Child In Need of Services	CS	1	▼	-50.0%	-1
	Motion - Protective Order	MP	1	▼	-50.0%	-1
	Non-Family Abuse Protective Order	AP	1	▼	-85.7%	-6
	Other	OT	1	▲	-83.3%	-5
	Status	ST	1	▼	-87.5%	-7
	Temporary Detention Order	TD	1	▼	-85.7%	-6
	Emergency Custody Order	EC	0	▼	-100.0%	-7
Truancy	TR	0	▼	-100.0%	-1	
Total			212	▼	-13.1%	-32
GRAND TOTAL			591	▼	-15.3%	-107

Dispositions by Major Case Category**

Category	Summary	Change	% Change	Absolute Change
Adult Criminal	202	▼	-2.9%	-6
Child Dependency	55	▲	+25.0%	+11
Child in Need of Services/Supervision	1	▼	-66.7%	-2
Custody and Visitation	66	▲	-18.5%	-15
Delinquency	65	▼	+3.2%	+2
Juvenile Miscellaneous	2	▲	-75.0%	-6
New to Workload Study	3	▼	-25.0%	-1
Other	55	▼	-53.0%	-62

* Compared to same time period as previous year
 5/15/2024 1:08:40PM

** Case Type Categories are defined in the 2017 Virginia Judicial Workload Assessment
 Source: SCV-SQL-Information

Protective Orders	26	▲	-48.0%	-24
Support	101	▼	-6.5%	-7
Traffic	15	▲	+25.0%	+3
GRAND TOTAL	591	▼	-15.3%	-107

2024 Overall GRAND TOTAL		Distribution of Caseload		Change*		Percentage (%) of Caseload			
1,190	-8 -0.7%	Adult	637	54%	-4.2% ▼	-28	Adult	55.5%	53.5%
2024		Juvenile	553	46%	3.8% ▲	+20	Juvenile	44.5%	46.5%
2023		GRAND TOTAL	1,190	100%	-0.7% ▼	-8	GRAND TOTAL	100%	100%

Dispositions by Division & Code

Division	Case Type Description	Code	Summary	Change	% Change	Absolute Change	
Adult	Show Cause	SC	165	▲	-17.1%	-34	
	Misdemeanor	CM	125	▼	-4.6%	-6	
	Civil Support	VS	108	▼	-6.9%	-8	
	Capias	CA	84	▲	+90.9%	+40	
	Other	OT	60	▼	-10.4%	-7	
	Family Abuse - Protective Order	FP	34	▼	-10.5%	-4	
	Felony	CF	22	▼	-46.3%	-19	
	Motion - Protective Order	MP	17	▲	+183.3%	+11	
	Remand Support	RS	9	▲	+125.0%	+5	
	Restricted License for Non-Support	SL	5	▲	+25.0%	+1	
	Violation of Protective Order	PV	5	▼	-16.7%	-1	
	Non-Family Abuse Protective Order	AP	3	▼	-57.1%	-4	
	Violation Family Abuse Protective Order	PS	0	▼	-100.0%	-2	
		Total		637	▼	-4.2%	-28
Juvenile	Custody Visitation	CV	346	▲	+5.8%	+19	
	Misdemeanor	DM	63	▲	+18.9%	+10	
	Traffic	T	25	↔		-	
	Special Immigrant Juvenile Status	SI	17	▲	+325.0%	+13	
	Child In Need of Services	CS	14	▲	+27.3%	+3	
	Felony	DF	12	▲	+9.1%	+1	
	Remand Custody	RC	10	▲	+233.3%	+7	
	Remand Visitation	RV	10	▲	+233.3%	+7	
	Show Cause	SC	8	▲	+166.7%	+5	
	Civil Violation	CI	6	▲	+200.0%	+4	
	Permanency Planning	PH	6	↔		-	
	Temporary Detention Order	TD	5	▲	+150.0%	+3	
	Abuse and Neglect	AN	4	▲	+33.3%	+1	
	Truancy	TR	4	▲	+300.0%	+3	
	Motion - Protective Order	MP	3	▼	-50.0%	-3	
	Non-Family Abuse Protective Order	AP	3	▼	-75.0%	-9	
	Paternity	PT	3	▼	-75.0%	-9	
	Status	ST	3	▼	-50.0%	-3	
	Foster Care Review	FC	2	▼	-80.0%	-8	
	Initial Foster Care	IF	2	▼	-33.3%	-1	
	Terminate Parental Rights	TP	2	↔		-	
	Capias	CA	1	↔		-	
	Emergency Custody Order	EC	1	▼	-50.0%	-1	
	Entrustment	ET	1	▲	-	+1	
	Relief of Custody	CR	1	▼	-75.0%	-3	
	Voluntary Continuing Services and Support Agree	VA	1	▼	-75.0%	-3	
	Child at Risk	RI	0	▼	-100.0%	-8	
	Family Abuse - Protective Order	FP	0	▼	-100.0%	-1	
	Other	OT	0	▼	-100.0%	-6	
	Violation of Protective Order	PV	0	▼	-100.0%	-2	
		Total		553	▲	3.8%	+20
	GRAND TOTAL			1,190	▼	-0.7%	-8

* Compared to same time period as previous year
 5/15/2024 1:08:40PM

** Case Type Categories are defined in the 2017 Virginia Judicial Workload Assessment
 Source: SCV-SQL-Information

Dispositions by Major Case Category**

Category	Summary	Change	% Change	Absolute Change
Adult Criminal	332	▼	-10.5%	-39
Child Dependency	19	▲	-52.5%	-21
Child in Need of Services/Supervision	23	▲	+64.3%	+9
Custody and Visitation	349	▼	+2.9%	+10
Delinquency	79	▲	+16.2%	+11
Juvenile Miscellaneous	3	▼	-50.0%	-3
New to Workload Study	23	▲	+283.3%	+17
Other	95	▲	+9.2%	+8
Protective Orders	60	▼	-14.3%	-10
Support	182	▲	+5.8%	+10
Traffic	25	↔		0
GRAND TOTAL	1,190	▼	-0.7%	-8

* Compared to same time period as previous year
 5/15/2024 1:08:40PM

** Case Type Categories are defined in the 2017 Virginia Judicial Workload Assessment
 Source: SCV-SQL-Information

2024 Overall GRAND TOTAL		Distribution of Caseload			Change*		Percentage (%) of Caseload		
438 +71 19.3% 	Adult	223	51%	33.5% ▲	+56	Adult	2023	2024	
	Juvenile	215	49%	7.5% ▲	+15	Juvenile	45.5%	50.9%	
GRAND TOTAL		438	100%	19.3% ▲	+71	GRAND TOTAL	100%	100%	

Dispositions by Division & Code

Division	Case Type Description	Code	Summary	Change	% Change	Absolute Change
Adult	Show Cause	SC	49	▲	+32.4%	+12
	Other	OT	44	▲	+63.0%	+17
	Civil Support	VS	35	▲	+12.9%	+4
	Misdemeanor	CM	23	▲	+9.5%	+2
	Family Abuse - Protective Order	FP	19	▲	+26.7%	+4
	Felony	CF	19	▲	+533.3%	+16
	Remand Support	RS	14	▲	+27.3%	+3
	Capias	CA	11	▲	+175.0%	+7
	Motion - Protective Order	MP	4	▼	-42.9%	-3
	Non-Family Abuse Protective Order	AP	4	▼	-33.3%	-2
	Violation of Protective Order	PV	1	▼	-66.7%	-2
	Protective Order	PC	0	▼	-100.0%	-2
	Total			223	▲	33.5%
Juvenile	Custody Visitation	CV	116	▼	-11.5%	-15
	Misdemeanor	DM	17	▲	+41.7%	+5
	Remand Custody	RC	12	▲	+9.1%	+1
	Remand Visitation	RV	12	▲	+100.0%	+6
	Permanency Planning	PH	10	▲	+233.3%	+7
	Felony	DF	9	▲	+800.0%	+8
	Traffic	T	6	▼	-50.0%	-6
	Abuse and Neglect	AN	5	▲	+25.0%	+1
	Foster Care Review	FC	5	▼	-37.5%	-3
	Initial Foster Care	IF	5	▲	+150.0%	+3
	Non-Family Abuse Protective Order	AP	4	▲	-	+4
	Truancy	TR	4	▲	-	+4
	Child In Need of Services	CS	3	▲	+50.0%	+1
	Other	OT	3	▲	-	+3
	Voluntary Continuing Services and Support Agree	VA	3	▲	+200.0%	+2
	Show Cause	SC	1	↔	-	-
	Capias	CA	0	▼	-100.0%	-1
	Emergency Custody Order	EC	0	▼	-100.0%	-1
	Paternity	PT	0	▼	-100.0%	-1
	Temporary Detention Order	TD	0	▼	-100.0%	-1
Terminate Parental Rights	TP	0	▼	-100.0%	-2	
Total			215	▲	7.5%	+15
GRAND TOTAL			438	▲	19.3%	+71

Dispositions by Major Case Category**

Category	Summary	Change	% Change	Absolute Change
Adult Criminal	91	▲	+56.9%	+33
Child Dependency	28	▲	+40.0%	+8
Child in Need of Services/Supervision	7	▲	+250.0%	+5
Custody and Visitation	116	▼	-12.1%	-16
Delinquency	27	▲	+80.0%	+12
Other	85	▲	+49.1%	+28
Protective Orders	31	▲	+10.7%	+3
Support	47	▲	+9.3%	+4
Traffic	6	▼	-50.0%	-6

* Compared to same time period as previous year
 5/15/2024 1:08:40PM

** Case Type Categories are defined in the 2017 Virginia Judicial Workload Assessment
 Source: SCV-SQL-Information

GRAND TOTAL

438

▲

19.3%

+71

2024 Overall GRAND TOTAL		Distribution of Caseload		Change*		Percentage (%) of Caseload		
230	-15 -6.1%	Adult	112 49%	6.7% ▲	+7	Adult	42.9%	48.7%
2024		Juvenile	118 51%	-15.7% ▼	-22	Juvenile	57.1%	51.3%
2023		GRAND TOTAL	230 100%	-6.1% ▼	-15	GRAND TOTAL	100%	100%

Dispositions by Division & Code

Division	Case Type Description	Code	Summary	Change	% Change	Absolute Change
Adult	Misdemeanor	CM	25	▲	+4.2%	+1
	Other	OT	25	▲	+31.6%	+6
	Show Cause	SC	19	▲	-5.0%	-1
	Capias	CA	11	▲	+266.7%	+8
	Felony	CF	11	▲	+266.7%	+8
	Family Abuse - Protective Order	FP	10	▲	+42.9%	+3
	Civil Support	VS	9	▼	-57.1%	-12
	Violation of Protective Order	PV	2	▲	-	+2
	Remand Support	RS	0	▼	-100.0%	-3
	Violation Family Abuse Protective Order	PS	0	▼	-100.0%	-5
	Total		112	▲	6.7%	+7
Juvenile	Custody Visitation	CV	51	▼	-15.0%	-9
	Misdemeanor	DM	31	↔	-	-
	Traffic	T	18	▼	-14.3%	-3
	Felony	DF	4	▲	+300.0%	+3
	Status	ST	3	▼	-25.0%	-1
	Capias	CA	2	▲	-	+2
	Non-Family Abuse Protective Order	AP	2	▲	-	+2
	Permanency Planning	PH	2	▲	+100.0%	+1
	Voluntary Continuing Services and Support Agree	VA	2	▲	-	+2
	Abuse and Neglect	AN	1	▼	-50.0%	-1
	Other	OT	1	▲	-	+1
	Special Immigrant Juvenile Status	SI	1	▲	-	+1
	Child In Need of Services	CS	0	▼	-100.0%	-4
	Family Abuse - Protective Order	FP	0	▼	-100.0%	-1
	Initial Foster Care	IF	0	▼	-100.0%	-3
	Remand Custody	RC	0	▼	-100.0%	-6
	Remand Visitation	RV	0	▼	-100.0%	-6
	Total		118	▼	-15.7%	-22
GRAND TOTAL			230	▼	-6.1%	-15

Dispositions by Major Case Category**

Category	Summary	Change	% Change	Absolute Change	
Adult Criminal	58	▲	+18.4%	+9	
Child Dependency	5	▲	-16.7%	-1	
Child in Need of Services/Supervision	0	▼	-100.0%	-4	
Custody and Visitation	52	▲	-13.3%	-8	
Delinquency	36	▲	+12.5%	+4	
Juvenile Miscellaneous	3	▼	-25.0%	-1	
New to Workload Study	1	▲	-	+1	
Other	26	▲	-23.5%	-8	
Protective Orders	12	▲	+50.0%	+4	
Support	19	▲	-29.6%	-8	
Traffic	18	▼	-14.3%	-3	
GRAND TOTAL		230	▼	-6.1%	-15

* Compared to same time period as previous year
 5/15/2024 1:08:40PM

** Case Type Categories are defined in the 2017 Virginia Judicial Workload Assessment
 Source: SCV-SQL-Information

2024 Overall GRAND TOTAL		Distribution of Caseload		Change*		Percentage (%) of Caseload		
384	-61 -13.7%	Adult	168 44%	-33.9% ▼	-86	Adult	57.1%	43.8%
2024		Juvenile	216 56%	13.1% ▲	+25	Juvenile	42.9%	56.3%
2023		GRAND TOTAL	384 100%	-13.7% ▼	-61	GRAND TOTAL	100%	100%

Dispositions by Division & Code

Division	Case Type Description	Code	Summary	Change	% Change	Absolute Change
Adult	Misdemeanor	CM	39	▼	-45.1%	-32
	Show Cause	SC	32	▲	+60.0%	+12
	Civil Support	VS	30	▼	-30.2%	-13
	Family Abuse - Protective Order	FP	23	▲	+35.3%	+6
	Other	OT	22	▲	-31.3%	-10
	Capias	CA	10	▲	+100.0%	+5
	Felony	CF	6	▲	+20.0%	+1
	Non-Family Abuse Protective Order	AP	4	▲	+300.0%	+3
	Motion - Protective Order	MP	1	▼	-88.9%	-8
	Violation of Protective Order	PV	1	▼	-98.0%	-50
	Total		168	▼	-33.9%	-86
Juvenile	Custody Visitation	CV	132	▲	+18.9%	+21
	Traffic	T	21	▲	+110.0%	+11
	Foster Care Review	FC	8	▲	+14.3%	+1
	Misdemeanor	DM	7	▼	-53.3%	-8
	Non-Family Abuse Protective Order	AP	7	▲	-	+7
	Permanency Planning	PH	7	▼	-41.7%	-5
	Child In Need of Services	CS	6	▲	+100.0%	+3
	Abuse and Neglect	AN	4	↔	-	-
	Status	ST	4	▲	-	+4
	Terminate Parental Rights	TP	4	▼	-63.6%	-7
	Felony	DF	3	▼	-40.0%	-2
	Paternity	PT	3	↔	-	-
	Show Cause	SC	3	▲	-	+3
	Special Immigrant Juvenile Status	SI	3	▲	+200.0%	+2
	Voluntary Continuing Services and Support Agree	VA	2	▲	+100.0%	+1
	Entrustment	ET	1	▲	-	+1
	Initial Foster Care	IF	1	▼	-50.0%	-1
	Emergency Custody Order	EC	0	▼	-100.0%	-1
	Qualified Residential Treatment	QR	0	▼	-100.0%	-1
	Temporary Detention Order	TD	0	▼	-100.0%	-3
Truancy	TR	0	▼	-100.0%	-1	
	Total		216	▲	13.1%	+25
GRAND TOTAL			384	▼	-13.7%	-61

Dispositions by Major Case Category**

Category	Summary	Change	% Change	Absolute Change
Adult Criminal	74	▲	-48.6%	-70
Child Dependency	27	▲	-28.9%	-11
Child in Need of Services/Supervision	6	↔	+50.0%	+2
Custody and Visitation	135	▲	+18.4%	+21
Delinquency	13	▲	-35.0%	-7
Juvenile Miscellaneous	4	▲	-	+4
New to Workload Study	3	▲	+200.0%	+2
Other	22	▲	-38.9%	-14
Protective Orders	35	▲	+29.6%	+8
Support	44	▲	-13.7%	-7

* Compared to same time period as previous year
 5/15/2024 1:08:40PM

** Case Type Categories are defined in the 2017 Virginia Judicial Workload Assessment
 Source: SCV-SQL-Information

CPSS - JCMS CASELOAD STATISTICS OF THE JUVENILE & DOMESTIC RELATIONS DISTRICT COURTS
January 2024 thru April 2024 Dispositions (Compared to January 2023 thru April 2023)

Greene

District: 16 FIPS: 079

Traffic	21	▲	+110.0%	+11
GRAND TOTAL	384	▼	-13.7%	-61

2024 Overall GRAND TOTAL		Distribution of Caseload		Change*		Percentage (%) of Caseload			
816 +68 9.1% 		Adult	441	54%	8.4% ▲	+34	Adult	54.4%	54.0%
		Juvenile	375	46%	10.0% ▲	+34	Juvenile	45.6%	46.0%
		GRAND TOTAL	816	100%	9.1% ▲	+68	GRAND TOTAL	100%	100%

Dispositions by Division & Code

Division	Case Type Description	Code	Summary	Change	% Change	Absolute Change
Adult	Misdemeanor	CM	118	▲	+57.3%	+43
	Show Cause	SC	76	▲	+33.3%	+19
	Other	OT	72	▲	+4.3%	+3
	Civil Support	VS	60	▼	-9.1%	-6
	Felony	CF	47	▼	-42.7%	-35
	Capias	CA	23	▼	-8.0%	-2
	Family Abuse - Protective Order	FP	21	▲	+61.5%	+8
	Violation of Protective Order	PV	12	▲	+100.0%	+6
	Motion - Protective Order	MP	6	▲	+50.0%	+2
	Non-Family Abuse Protective Order	AP	2	↔	-	-
	Remand Support	RS	2	▼	-71.4%	-5
	Restricted License for Non-Support	SL	2	▲	-	+2
	Criminal Support	CS	0	▼	-100.0%	-1
	Total		441	▲	8.4%	+34
Juvenile	Custody Visitation	CV	253	▼	-1.9%	-5
	Traffic	T	35	▲	+218.2%	+24
	Misdemeanor	DM	27	▲	+50.0%	+9
	Child In Need of Services	CS	11	▲	+450.0%	+9
	Paternity	PT	7	▲	-	+7
	Felony	DF	5	▼	-28.6%	-2
	Foster Care Review	FC	5	▲	+66.7%	+2
	Permanency Planning	PH	5	▲	+25.0%	+1
	Capias	CA	4	▲	+300.0%	+3
	Truancy	TR	4	▲	-	+4
	Non-Family Abuse Protective Order	AP	3	▲	-	+3
	Civil Violation	CI	2	↔	-	-
	Initial Foster Care	IF	2	▼	-50.0%	-2
	Motion - Protective Order	MP	2	▲	+100.0%	+1
	Remand Custody	RC	2	▼	-77.8%	-7
	Remand Visitation	RV	2	▼	-77.8%	-7
	Voluntary Continuing Services and Support Agree	VA	2	▼	-33.3%	-1
	Emergency Custody Order	EC	1	▲	-	+1
	Show Cause	SC	1	↔	-	-
	Status	ST	1	▲	-	+1
	Temporary Detention Order	TD	1	▲	-	+1
	Abuse and Neglect	AN	0	▼	-100.0%	-8
		Total		375	▲	10.0%
	GRAND TOTAL		816	▲	9.1%	+68

Dispositions by Major Case Category**

Category	Summary	Change	% Change	Absolute Change
Adult Criminal	236	▲	+11.8%	+25
Child Dependency	14	▼	-36.4%	-8
Child in Need of Services/Supervision	15	▲	+650.0%	+13
Custody and Visitation	260	▲	+0.8%	+2
Delinquency	37	▲	+37.0%	+10
Juvenile Miscellaneous	1	▲	-	+1
New to Workload Study	2	↔	-	0

* Compared to same time period as previous year
 5/15/2024 1:08:40PM

** Case Type Categories are defined in the 2017 Virginia Judicial Workload Assessment
 Source: SCV-SQL-Information

CPSS - JCMS CASELOAD STATISTICS OF THE JUVENILE & DOMESTIC RELATIONS DISTRICT COURTS
 January 2024 thru April 2024 Dispositions (Compared to January 2023 thru April 2023)

Louisa

District: 16 FIPS: 109

Other	80	▲	-14.9%	-14
Protective Orders	34	▲	+70.0%	+14
Support	102	▲	+1.0%	+1
Traffic	35	▲	+218.2%	+24
GRAND TOTAL	816	▲	9.1%	+68

2024 Overall GRAND TOTAL		Distribution of Caseload		Change*		Percentage (%) of Caseload			
287 +93 47.9% 		Adult	123	43%	32.3% ▲	+30	Adult	47.9%	42.9%
		Juvenile	164	57%	62.4% ▲	+63	Juvenile	52.1%	57.1%
		GRAND TOTAL	287	100%	47.9% ▲	+93	GRAND TOTAL	100%	100%

Dispositions by Division & Code

Division	Case Type Description	Code	Summary	Change	% Change	Absolute Change
Adult	Misdemeanor	CM	30	▲	+57.9%	+11
	Show Cause	SC	28	▲	+40.0%	+8
	Civil Support	VS	18	▼	-14.3%	-3
	Family Abuse - Protective Order	FP	15	▲	+87.5%	+7
	Other	OT	12	↔		-
	Felony	CF	6	▲	+100.0%	+3
	Capias	CA	4	▼	-33.3%	-2
	Motion - Protective Order	MP	4	▲	+300.0%	+3
	Non-Family Abuse Protective Order	AP	3	▲	+200.0%	+2
	Violation of Protective Order	PV	3	▲	+50.0%	+1
		Total		123	▲	32.3%
Juvenile	Custody Visitation	CV	103	▲	+39.2%	+29
	Permanency Planning	PH	14	▲	+180.0%	+9
	Misdemeanor	DM	10	▲	+233.3%	+7
	Abuse and Neglect	AN	8	▲	+33.3%	+2
	Initial Foster Care	IF	8	▲	+166.7%	+5
	Terminate Parental Rights	TP	4	▲	+100.0%	+2
	Traffic	T	4	▲	+33.3%	+1
	Child In Need of Services	CS	3	▲	-	+3
	Entrustment	ET	2	▲	-	+2
	Felony	DF	2	↔		-
	Foster Care Review	FC	2	▼	-33.3%	-1
	Non-Family Abuse Protective Order	AP	2	▲	-	+2
	Civil Violation	CI	1	▲	-	+1
	Status	ST	1	▲	-	+1
		Total		164	▲	62.4%
GRAND TOTAL			287	▲	47.9%	+93

Dispositions by Major Case Category**

Category	Summary	Change	% Change	Absolute Change	
Adult Criminal	55	▲	+34.1%	+14	
Child Dependency	38	▲	+100.0%	+19	
Child in Need of Services/Supervision	3	▲	-	+3	
Custody and Visitation	103	▲	+39.2%	+29	
Delinquency	12	▲	+140.0%	+7	
Juvenile Miscellaneous	1	▲	-	+1	
New to Workload Study	1	▲	-	+1	
Other	12	↔		0	
Protective Orders	24	▲	+140.0%	+14	
Support	34	▲	+13.3%	+4	
Traffic	4	▲	+33.3%	+1	
GRAND TOTAL		287	▲	47.9%	+93

* Compared to same time period as previous year
 5/15/2024 1:08:40PM

** Case Type Categories are defined in the 2017 Virginia Judicial Workload Assessment
 Source: SCV-SQL-Information

2024 Overall GRAND TOTAL		Distribution of Caseload			Change*		Percentage (%) of Caseload		
793 +56 7.6% 	Adult	395	50%	6.2% ▲	+23	Adult	2023	2024	
	Juvenile	398	50%	9.0% ▲	+33	Juvenile	50.5%	49.8%	
	GRAND TOTAL	793	100%	7.6% ▲	+56	GRAND TOTAL	100%	100%	

Dispositions by Division & Code

Division	Case Type Description	Code	Summary	Change	% Change	Absolute Change	
Adult	Show Cause	SC	109	▲	+25.3%	+22	
	Civil Support	VS	82	▲	+3.8%	+3	
	Misdemeanor	CM	62	▲	+1.6%	+1	
	Other	OT	50	▲	-7.4%	-4	
	Family Abuse - Protective Order	FP	38	▲	+58.3%	+14	
	Felony	CF	21	▲	+5.0%	+1	
	Capias	CA	17	▼	-51.4%	-18	
	Motion - Protective Order	MP	8	▲	+60.0%	+3	
	Remand Support	RS	4	▲	+100.0%	+2	
	Violation of Protective Order	PV	2	↔		-	
	Bond Forfeiture	BF	1	▲	-	+1	
	Non-Family Abuse Protective Order	AP	1	▼	-50.0%	-1	
	Protective Order	PC	0	▼	-100.0%	-1	
	Total		395	▲	6.2%	+23	
Juvenile	Custody Visitation	CV	264	▲	+11.4%	+27	
	Misdemeanor	DM	26	▲	+4.0%	+1	
	Felony	DF	17	▲	+142.9%	+10	
	Permanency Planning	PH	9	▼	-18.2%	-2	
	Foster Care Review	FC	8	↔		-	
	Child In Need of Services	CS	7	↔		-	
	Remand Custody	RC	7	▲	+75.0%	+3	
	Remand Visitation	RV	7	▲	+40.0%	+2	
	Status	ST	7	▲	+75.0%	+3	
	Traffic	T	7	▼	-36.4%	-4	
	Civil Violation	CI	5	↔		-	
	Voluntary Continuing Services and Support Agree	VA	5	▲	+400.0%	+4	
	Other	OT	4	▲	+100.0%	+2	
	Paternity	PT	4	▼	-33.3%	-2	
	Terminate Parental Rights	TP	4	▲	+100.0%	+2	
	Initial Foster Care	IF	3	▲	+50.0%	+1	
	Non-Family Abuse Protective Order	AP	3	▼	-40.0%	-2	
	Truancy	TR	3	▼	-57.1%	-4	
	Abuse and Neglect	AN	2	▲	+100.0%	+1	
	Special Immigrant Juvenile Status	SI	2	▲	-	+2	
	Temporary Detention Order	TD	2	▼	-75.0%	-6	
	Emergency Custody Order	EC	1	↔		-	
	Family Abuse - Protective Order	FP	1	▲	-	+1	
	Qualified Residential Treatment	QR	0	▼	-100.0%	-6	
		Total		398	▲	9.0%	+33
		GRAND TOTAL		793	▲	7.6%	+56

Dispositions by Major Case Category**

Category	Summary	Change	% Change	Absolute Change
Adult Criminal	181	▲	+2.8%	+5
Child Dependency	31	▲		0
Child in Need of Services/Supervision	10	▼	-28.6%	-4
Custody and Visitation	268	▼	+10.3%	+25
Delinquency	43	▲	+34.4%	+11

* Compared to same time period as previous year
 5/15/2024 1:08:40PM

** Case Type Categories are defined in the 2017 Virginia Judicial Workload Assessment
 Source: SCV-SQL-Information

CPSS - JCMS CASELOAD STATISTICS OF THE JUVENILE & DOMESTIC RELATIONS DISTRICT COURTS
 January 2024 thru April 2024 Dispositions (Compared to January 2023 thru April 2023)

Orange

District: 16 FIPS: 137

Juvenile Miscellaneous	7	▲	+75.0%	+3
New to Workload Study	7	▲	+40.0%	+2
Other	75	▲	-1.3%	-1
Protective Orders	51	▲	+41.7%	+15
Support	113	▼	+3.7%	+4
Traffic	7	▼	-36.4%	-4
GRAND TOTAL	793	▲	7.6%	+56

2024 Overall GRAND TOTAL		Distribution of Caseload		Change*		Percentage (%) of Caseload			
1,662	+253 18.0%	Adult	764	46%	17.0% ▲	+111	Adult	46.3%	46.0%
2024		Juvenile	898	54%	18.8% ▲	+142	Juvenile	53.7%	54.0%
2023		GRAND TOTAL	1,662	100%	18.0% ▲	+253	GRAND TOTAL	100%	100%

Dispositions by Division & Code

Division	Case Type Description	Code	Summary	Change	% Change	Absolute Change	
Adult	Misdemeanor	CM	192	▲	+34.3%	+49	
	Civil Support	VS	136	▲	+10.6%	+13	
	Show Cause	SC	119	▲	+35.2%	+31	
	Capias	CA	98	▲	+66.1%	+39	
	Other	OT	91	▼	-18.8%	-21	
	Felony	CF	72	▲	+7.5%	+5	
	Family Abuse - Protective Order	FP	48	▼	-11.1%	-6	
	Motion - Protective Order	MP	4	▲	-	+4	
	Non-Family Abuse Protective Order	AP	2	▼	-33.3%	-1	
	Restricted License for Non-Support	SL	1	▼	-66.7%	-2	
	Violation of Protective Order	PV	1	▲	-	+1	
	Violation Family Abuse Protective Order	PS	0	▼	-100.0%	-1	
		Total		764	▲	17.0%	+111
Juvenile	Custody Visitation	CV	283	▲	+6.8%	+18	
	Misdemeanor	DM	123	▲	+68.5%	+50	
	Felony	DF	96	▲	+269.2%	+70	
	Civil Violation	CI	87	▲	+141.7%	+51	
	Status	ST	55	▼	-61.0%	-86	
	Show Cause	SC	43	▼	+4.9%	+2	
	Truancy	TR	31	▲	+181.8%	+20	
	Abuse and Neglect	AN	27	▼	-48.1%	-25	
	Traffic	T	26	▼	-33.3%	-13	
	Non-Family Abuse Protective Order	AP	23	▲	+228.6%	+16	
	Permanency Planning	PH	23	▲	+283.3%	+17	
	Child In Need of Services	CS	21	▼	-8.7%	-2	
	Paternity	PT	12	▼	-14.3%	-2	
	Foster Care Review	FC	11	▲	+83.3%	+5	
	Terminate Parental Rights	TP	10	▲	+233.3%	+7	
	Initial Foster Care	IF	7	▲	+40.0%	+2	
	Capias	CA	4	▲	+33.3%	+1	
	Entrustment	ET	4	▲	-	+4	
	Motion - Protective Order	MP	2	▲	-	+2	
	Special Immigrant Juvenile Status	SI	2	▲	-	+2	
	Voluntary Continuing Services and Support Agreen	VA	2	▲	-	+2	
	Emergency Custody Order	EC	1	↔	-	-	
	Family Abuse - Protective Order	FP	1	▲	-	+1	
	Mental Commitment	MC	1	▲	-	+1	
	Relief of Custody	CR	1	▲	-	+1	
	Remand Custody	RC	1	▲	-	+1	
	Temporary Detention Order	TD	1	▼	-66.7%	-2	
	Qualified Residential Treatment	QR	0	▼	-100.0%	-1	
		Total		898	▲	18.8%	+142
	GRAND TOTAL			1,662	▲	18.0%	+253

Dispositions by Major Case Category**

Category	Summary	Change	% Change	Absolute Change
Adult Criminal	437	▲	+36.6%	+117
Child Dependency	85	▲	+16.4%	+12
Child in Need of Services/Supervision	56	▲	+24.4%	+11

* Compared to same time period as previous year
 5/15/2024 1:08:40PM

** Case Type Categories are defined in the 2017 Virginia Judicial Workload Assessment
 Source: SCV-SQL-Information

CPSS - JCMS CASELOAD STATISTICS OF THE JUVENILE & DOMESTIC RELATIONS DISTRICT COURTS
 January 2024 thru April 2024 Dispositions (Compared to January 2023 thru April 2023)

Arlington

District: 17 FIPS: 013

Custody and Visitation	295	▼	+5.7%	+16
Delinquency	262	▲	+98.5%	+130
Juvenile Miscellaneous	55	▼	-61.0%	-86
New to Workload Study	89	▲	+147.2%	+53
Other	95	▲	-18.1%	-21
Protective Orders	80	▲	+25.0%	+16
Support	182	▼	+11.0%	+18
Traffic	26	▼	-33.3%	-13
GRAND TOTAL	1,662	▲	18.0%	+253

2024 Overall GRAND TOTAL	Distribution of Caseload	Change*	Percentage (%) of Caseload																											
40 -9 -18.4% 	<table border="1"> <tr> <td>Adult</td> <td>24</td> <td>60%</td> <td>-11.1% ▼</td> <td>-3</td> </tr> <tr> <td>Juvenile</td> <td>16</td> <td>40%</td> <td>-27.3% ▼</td> <td>-6</td> </tr> <tr> <td>GRAND TOTAL</td> <td>40</td> <td>100%</td> <td>-18.4% ▼</td> <td>-9</td> </tr> </table>	Adult	24	60%	-11.1% ▼	-3	Juvenile	16	40%	-27.3% ▼	-6	GRAND TOTAL	40	100%	-18.4% ▼	-9		<table border="1"> <tr> <td></td> <td>2023</td> <td>2024</td> </tr> <tr> <td>Adult</td> <td>55.1%</td> <td>60.0%</td> </tr> <tr> <td>Juvenile</td> <td>44.9%</td> <td>40.0%</td> </tr> <tr> <td>GRAND TOTAL</td> <td>100%</td> <td>100%</td> </tr> </table>		2023	2024	Adult	55.1%	60.0%	Juvenile	44.9%	40.0%	GRAND TOTAL	100%	100%
Adult	24	60%	-11.1% ▼	-3																										
Juvenile	16	40%	-27.3% ▼	-6																										
GRAND TOTAL	40	100%	-18.4% ▼	-9																										
	2023	2024																												
Adult	55.1%	60.0%																												
Juvenile	44.9%	40.0%																												
GRAND TOTAL	100%	100%																												

Dispositions by Division & Code

Division	Case Type Description	Code	Summary	Change	% Change	Absolute Change
Adult	Felony	CF	6	▲	+200.0%	+4
	Civil Support	VS	4	▼	-33.3%	-2
	Other	OT	4	▼	-42.9%	-3
	Misdemeanor	CM	3	▼	-25.0%	-1
	Show Cause	SC	3	▲	-40.0%	-2
	Capias	CA	2	▼	-33.3%	-1
	Family Abuse - Protective Order	FP	2	▲	-	+2
	Total			24	▼	-11.1%
Juvenile	Misdemeanor	DM	5	▲	+66.7%	+2
	Custody Visitation	CV	4	▼	-42.9%	-3
	Traffic	T	2	↔	-	-
	Abuse and Neglect	AN	1	▲	-	+1
	Child In Need of Services	CS	1	▲	-	+1
	Felony	DF	1	▲	-	+1
	Special Immigrant Juvenile Status	SI	1	↔	-	-
	Status	ST	1	▼	-85.7%	-6
	Non-Family Abuse Protective Order	AP	0	▼	-100.0%	-1
	Permanency Planning	PH	0	▼	-100.0%	-1
Total			16	▼	-27.3%	-6
GRAND TOTAL			40	▼	-18.4%	-9

Dispositions by Major Case Category**

Category	Summary	Change	% Change	Absolute Change
Adult Criminal	13	▲	-7.1%	-1
Child Dependency	1	▲	-	0
Child in Need of Services/Supervision	1	▲	-	+1
Custody and Visitation	4	▼	-42.9%	-3
Delinquency	6	▲	+100.0%	+3
Juvenile Miscellaneous	1	▼	-85.7%	-6
New to Workload Study	1	↔	-	0
Other	4	▼	-42.9%	-3
Protective Orders	2	▲	+100.0%	+1
Support	5	▲	-16.7%	-1
Traffic	2	↔	-	0
GRAND TOTAL	40	▼	-18.4%	-9

2024 Overall GRAND TOTAL		Distribution of Caseload			Change*		Percentage (%) of Caseload		
1,413	-105 -6.9%	Adult	731	52%	0.0%	0	Adult	48.2%	51.7%
2024		Juvenile	682	48%	-13.3%	-105	Juvenile	51.8%	48.3%
2023		GRAND TOTAL	1,413	100%	-6.9%	-105	GRAND TOTAL	100%	100%

Dispositions by Division & Code

Division	Case Type Description	Code	Summary	Change	% Change	Absolute Change	
Adult	Misdemeanor	CM	190	↔		-	
	Other	OT	169	▼	-9.6%	-18	
	Civil Support	VS	127	▼	-8.6%	-12	
	Family Abuse - Protective Order	FP	63	▲	+37.0%	+17	
	Felony	CF	62	▼	-6.1%	-4	
	Capias	CA	47	▲	+51.6%	+16	
	Show Cause	SC	45	▼	-18.2%	-10	
	Protective Order	PC	10	▲	+42.9%	+3	
	Bond Forfeiture	BF	6	▲	-	+6	
	Motion - Protective Order	MP	6	▲	+200.0%	+4	
	Non-Family Abuse Protective Order	AP	3	▲	+50.0%	+1	
	Violation of Protective Order	PV	3	▼	-25.0%	-1	
	Remand Support	RS	0	▼	-100.0%	-1	
	Restricted License for Non-Support	SL	0	▼	-100.0%	-1	
	Total		731		0.0%	0	
Juvenile	Custody Visitation	CV	341	▼	-22.5%	-99	
	Misdemeanor	DM	76	▼	-11.6%	-10	
	Status	ST	73	▼	-12.0%	-10	
	Felony	DF	41	▲	+20.6%	+7	
	Foster Care Review	FC	15	▼	-40.0%	-10	
	Motion - Protective Order	MP	15	▲	+400.0%	+12	
	Permanency Planning	PH	14	▼	-22.2%	-4	
	Special Immigrant Juvenile Status	SI	14	▲	-	+14	
	Traffic	T	13	▼	-40.9%	-9	
	Abuse and Neglect	AN	12	▼	-25.0%	-4	
	Initial Foster Care	IF	12	▲	+71.4%	+5	
	Paternity	PT	11	▲	+10.0%	+1	
	Show Cause	SC	8	▲	+166.7%	+5	
	Truancy	TR	7	▼	-12.5%	-1	
	Other	OT	6	▼	-40.0%	-4	
	Civil Violation	CI	5	▲	+66.7%	+2	
	Non-Family Abuse Protective Order	AP	5	▲	+150.0%	+3	
	Relief of Custody	CR	3	▲	+50.0%	+1	
	Temporary Detention Order	TD	3	▲	+200.0%	+2	
	Emergency Custody Order	EC	2	▲	-	+2	
	Family Abuse - Protective Order	FP	2	▲	-	+2	
	Voluntary Continuing Services and Support Agree	VA	2	↔		-	
	Child In Need of Services	CS	1	↔		-	
	Terminate Parental Rights	TP	1	▼	-66.7%	-2	
	Entrustment	ET	0	▼	-100.0%	-3	
	Protective Order	PC	0	▼	-100.0%	-2	
	Qualified Residential Treatment	QR	0	▼	-100.0%	-3	
		Total		682	▼	-13.3%	-105
		GRAND TOTAL		1,413	▼	-6.9%	-105

Dispositions by Major Case Category**

Category	Summary	Change	% Change	Absolute Change
Adult Criminal	344	▲	+5.8%	+19
Child Dependency	59	▼	-25.3%	-20

* Compared to same time period as previous year
 5/15/2024 1:08:40PM

** Case Type Categories are defined in the 2017 Virginia Judicial Workload Assessment
 Source: SCV-SQL-Information

CPSS - JCMS CASELOAD STATISTICS OF THE JUVENILE & DOMESTIC RELATIONS DISTRICT COURTS
 January 2024 thru April 2024 Dispositions (Compared to January 2023 thru April 2023)

Alexandria

District: 18 FIPS: 510

Child in Need of Services/Supervision	8	▼	-20.0%	-2
Custody and Visitation	352	▼	-21.8%	-98
Delinquency	125	▲	+0.8%	+1
Juvenile Miscellaneous	73	▼	-12.0%	-10
New to Workload Study	19	▲	+533.3%	+16
Other	180	▲	-9.5%	-19
Protective Orders	94	▲	+70.9%	+39
Support	146	▼	-13.1%	-22
Traffic	13	▼	-40.9%	-9
GRAND TOTAL	1,413	▼	-6.9%	-105

2024 Overall GRAND TOTAL		Distribution of Caseload		Change*		Percentage (%) of Caseload		
8,365	-1,626 -16.3%	Adult	4,034 48%	-22.3% ▼	-1,159	Adult	2023 52.0%	2024 48.2%
2024		Juvenile	4,331 52%	-9.7% ▼	-467	Juvenile	48.0%	51.8%
2023		GRAND TOTAL	8,365 100%	-16.3% ▼	-1,626	GRAND TOTAL	100%	100%

Dispositions by Division & Code

Division	Case Type Description	Code	Summary	Change	% Change	Absolute Change	
Adult	Misdemeanor	CM	1,101	▼	-10.9%	-135	
	Other	OT	736	▼	-50.0%	-737	
	Civil Support	VS	712	▼	-25.1%	-238	
	Show Cause	SC	425	▼	-7.2%	-33	
	Felony	CF	398	▲	+16.0%	+55	
	Family Abuse - Protective Order	FP	373	▲	+6.6%	+23	
	Capias	CA	222	▼	-30.6%	-98	
	Remand Support	RS	22	▲	+15.8%	+3	
	Protective Order	PC	21	▲	+90.9%	+10	
	Non-Family Abuse Protective Order	AP	18	▲	+12.5%	+2	
	Violation of Protective Order	PV	4	▼	-33.3%	-2	
	Bond Forfeiture	BF	1	▼	-88.9%	-8	
	Violation Family Abuse Protective Order	PS	1	▼	-50.0%	-1	
	Total		4,034	▼	-22.3%	-1,159	
Juvenile	Custody Visitation	CV	1,744	▼	-25.1%	-585	
	Status	ST	677	▼	-17.8%	-147	
	Misdemeanor	DM	544	▲	+16.2%	+76	
	Traffic	T	353	▲	+6.0%	+20	
	Felony	DF	286	▲	+57.1%	+104	
	Special Immigrant Juvenile Status	SI	131	▲	+118.3%	+71	
	Paternity	PT	79	▼	-15.1%	-14	
	Temporary Detention Order	TD	73	▼	-11.0%	-9	
	Capias	CA	68	▲	+78.9%	+30	
	Show Cause	SC	61	▲	-	-	
	Abuse and Neglect	AN	51	▼	-26.1%	-18	
	Permanency Planning	PH	37	▼	-5.1%	-2	
	Non-Family Abuse Protective Order	AP	34	▲	+13.3%	+4	
	Foster Care Review	FC	32	▼	-28.9%	-13	
	Remand Custody	RC	25	▲	+31.6%	+6	
	Remand Visitation	RV	25	▲	+31.6%	+6	
	Civil Violation	CI	22	▲	+83.3%	+10	
	Truancy	TR	21	▲	+16.7%	+3	
	Terminate Parental Rights	TP	19	▲	+35.7%	+5	
	Initial Foster Care	IF	12	▼	-53.8%	-14	
	Voluntary Continuing Services and Support Agreem	VA	10	▲	+42.9%	+3	
	Emergency Custody Order	EC	9	▼	-35.7%	-5	
	Other	OT	6	▲	-	+6	
	Child In Need of Services	CS	4	▼	-33.3%	-2	
	Motion - Protective Order	MP	4	▲	+100.0%	+2	
	Emancipation	EP	1	▼	-80.0%	-4	
	Entrustment	ET	1	▲	-	+1	
	Family Abuse - Protective Order	FP	1	↔	-	-	
	Protective Order	PC	1	▲	-	+1	
	Child at Risk	RI	0	▼	-100.0%	-1	
	Qualified Residential Treatment	QR	0	▼	-100.0%	-1	
		Total		4,331	▼	-9.7%	-467
		GRAND TOTAL		8,365	▼	-16.3%	-1,626

* Compared to same time period as previous year
 5/15/2024 1:08:40PM

** Case Type Categories are defined in the 2017 Virginia Judicial Workload Assessment
 Source: SCV-SQL-Information

Dispositions by Major Case Category**

Category	Summary	Change	% Change	Absolute Change
Adult Criminal	1,932	▼	-9.9%	-213
Child Dependency	162	▲	-19.8%	-40
Child in Need of Services/Supervision	28	▲	+7.7%	+2
Custody and Visitation	1,831	▲	-24.4%	-592
Delinquency	949	▲	+27.2%	+203
Juvenile Miscellaneous	678	▼	-18.2%	-151
New to Workload Study	153	▲	+112.5%	+81
Other	896	▲	-44.9%	-730
Protective Orders	430	▲	+7.8%	+31
Support	953	▼	-19.9%	-237
Traffic	353	▲	+6.0%	+20
GRAND TOTAL	8,365	▼	-16.3%	-1,626

* Compared to same time period as previous year
 5/15/2024 1:08:40PM

** Case Type Categories are defined in the 2017 Virginia Judicial Workload Assessment
 Source: SCV-SQL-Information

2024 Overall GRAND TOTAL		Distribution of Caseload		Change*		Percentage (%) of Caseload			
951 +26 2.8% 	2024 2023	Adult	397	42%	-12.9% ▼	-59	Adult	49.3%	41.7%
		Juvenile	554	58%	18.1% ▲	+85	Juvenile	50.7%	58.3%
GRAND TOTAL		951	100%	2.8% ▲	+26	GRAND TOTAL	100%	100%	

Dispositions by Division & Code

Division	Case Type Description	Code	Summary	Change	% Change	Absolute Change	
Adult	Civil Support	VS	85	▼	-22.0%	-24	
	Misdemeanor	CM	79	▼	-20.2%	-20	
	Show Cause	SC	65	▼	-14.5%	-11	
	Felony	CF	47	▲	+14.6%	+6	
	Other	OT	41	▲	-6.8%	-3	
	Family Abuse - Protective Order	FP	36	▼	-12.2%	-5	
	Capias	CA	24	▼	-11.1%	-3	
	Remand Support	RS	11	▲	-	+11	
	Motion - Protective Order	MP	7	▼	-50.0%	-7	
	Non-Family Abuse Protective Order	AP	1	▼	-75.0%	-3	
	Protective Order	PC	1	▲	-	+1	
	Violation of Protective Order	PV	0	▼	-100.0%	-1	
	Total			397	▼	-12.9%	-59
Juvenile	Custody Visitation	CV	297	▼	-8.0%	-26	
	Traffic	T	61	▲	+48.8%	+20	
	Misdemeanor	DM	54	▲	+42.1%	+16	
	Abuse and Neglect	AN	27	▲	+200.0%	+18	
	Terminate Parental Rights	TP	17	▲	+1,600.0%	+16	
	Remand Custody	RC	15	▲	+400.0%	+12	
	Remand Visitation	RV	14	▲	+366.7%	+11	
	Felony	DF	11	▲	+37.5%	+3	
	Foster Care Review	FC	11	▲	+10.0%	+1	
	Child In Need of Services	CS	8	▲	+166.7%	+5	
	Permanency Planning	PH	7	▲	+133.3%	+4	
	Child at Risk	RI	4	▲	-	+4	
	Entrustment	ET	4	▲	-	+4	
	Initial Foster Care	IF	4	▼	-20.0%	-1	
	Motion - Protective Order	MP	3	↔	-	-	
	Non-Family Abuse Protective Order	AP	3	▲	+200.0%	+2	
	Paternity	PT	3	▲	-	+3	
	Status	ST	3	▲	-	-	
	Voluntary Continuing Services and Support Agree	VA	3	▲	-	+3	
	Relief of Custody	CR	2	▲	-	+2	
	Truancy	TR	2	▼	-33.3%	-1	
	Temporary Detention Order	TD	1	▼	-66.7%	-2	
	Civil Violation	CI	0	▼	-100.0%	-4	
	Emancipation	EP	0	▼	-100.0%	-1	
	Emergency Custody Order	EC	0	▼	-100.0%	-1	
	Juvenile Support	JS	0	▼	-100.0%	-1	
	Mental Commitment	MC	0	▼	-100.0%	-1	
	Qualified Residential Treatment	QR	0	▼	-100.0%	-1	
	Total			554	▲	18.1%	+85
	GRAND TOTAL			951	▲	2.8%	+26

Dispositions by Major Case Category**

Category	Summary	Change	% Change	Absolute Change
Adult Criminal	195	▲	-12.2%	-27
Child Dependency	79	▲	+172.4%	+50
Child in Need of Services/Supervision	10	▲	+66.7%	+4

CPSS - JCMS CASELOAD STATISTICS OF THE JUVENILE & DOMESTIC RELATIONS DISTRICT COURTS
 January 2024 thru April 2024 Dispositions (Compared to January 2023 thru April 2023)

Custody and Visitation	300	▲	-7.1%	-23
Delinquency	65	▲	+41.3%	+19
Juvenile Miscellaneous	3	▲	-25.0%	-1
New to Workload Study	0	▼	-100.0%	-4
Other	82	▲	+49.1%	+27
Protective Orders	50	▲	-20.6%	-13
Support	106	▼	-19.7%	-26
Traffic	61	▲	+48.8%	+20
GRAND TOTAL	951	▲	2.8%	+26

2024 Overall GRAND TOTAL		Distribution of Caseload		Change*		Percentage (%) of Caseload			
	2,427	Adult	1,177	48%	-7.7% ▼	-98	Adult	53.2%	48.5%
	+30 1.3%	Juvenile	1,250	52%	11.4% ▲	+128	Juvenile	46.8%	51.5%
		GRAND TOTAL	2,427	100%	1.3% ▲	+30	GRAND TOTAL	100%	100%

Dispositions by Division & Code

Division	Case Type Description	Code	Summary	Change	% Change	Absolute Change	
Adult	Misdemeanor	CM	267	▼	-16.3%	-52	
	Civil Support	VS	203	▼	-12.5%	-29	
	Show Cause	SC	185	▼	-7.5%	-15	
	Other	OT	178	↔		-	
	Family Abuse - Protective Order	FP	118	▼	-4.1%	-5	
	Felony	CF	116	▲	+11.5%	+12	
	Capias	CA	71	▼	+4.4%	+3	
	Motion - Protective Order	MP	19	↔		-	
	Remand Support	RS	9	▼	-57.1%	-12	
	Violation of Protective Order	PV	8	▲	+33.3%	+2	
	Non-Family Abuse Protective Order	AP	2	▼	-50.0%	-2	
	Restricted License for Non-Support	SL	1	↔		-	
	Total			1,177	▼	-7.7%	-98
Juvenile	Custody Visitation	CV	609	▲	+7.4%	+42	
	Traffic	T	213	▲	+4.4%	+9	
	Misdemeanor	DM	204	▲	+32.5%	+50	
	Felony	DF	63	▲	+65.8%	+25	
	Terminate Parental Rights	TP	18	▲	+800.0%	+16	
	Temporary Detention Order	TD	17	▼	-5.6%	-1	
	Status	ST	13	▲	+30.0%	+3	
	Permanency Planning	PH	12	▲	+9.1%	+1	
	Remand Custody	RC	12	▼	-29.4%	-5	
	Foster Care Review	FC	11	▼	-8.3%	-1	
	Remand Visitation	RV	11	▼	-38.9%	-7	
	Abuse and Neglect	AN	9	▲	+125.0%	+5	
	Motion - Protective Order	MP	9	▲	+200.0%	+6	
	Initial Foster Care	IF	8	▲	+300.0%	+6	
	Show Cause	SC	8	▲	+14.3%	+1	
	Mental Commitment	MC	7	▼	-22.2%	-2	
	Capias	CA	6	▲	+500.0%	+5	
	Emergency Custody Order	EC	6	▼	-33.3%	-3	
	Non-Family Abuse Protective Order	AP	4	▼	-73.3%	-11	
	Paternity	PT	4	▼	-55.6%	-5	
	Truancy	TR	3	▲	-	+3	
	Civil Violation	CI	1	▼	-50.0%	-1	
	Relief of Custody	CR	1	↔		-	
	Voluntary Continuing Services and Support Agree	VA	1	▲	-	+1	
	Child In Need of Services	CS	0	▼	-100.0%	-2	
	Family Abuse - Protective Order	FP	0	▼	-100.0%	-1	
	Other	OT	0	▼	-100.0%	-2	
	Qualified Residential Treatment	QR	0	▼	-100.0%	-4	
	Total			1,250	▲	11.4%	+128
	GRAND TOTAL			2,427	▲	1.3%	+30

Dispositions by Major Case Category**

Category	Summary	Change	% Change	Absolute Change
Adult Criminal	585	▲	-6.5%	-41
Child Dependency	60	▲	+66.7%	+24
Child in Need of Services/Supervision	3	▲	+50.0%	+1

CPSS - JCMS CASELOAD STATISTICS OF THE JUVENILE & DOMESTIC RELATIONS DISTRICT COURTS
 January 2024 thru April 2024 Dispositions (Compared to January 2023 thru April 2023)

Custody and Visitation	613	▼	+6.4%	+37
Delinquency	281	▲	+40.5%	+81
Juvenile Miscellaneous	13	▲	+30.0%	+3
New to Workload Study	1	▼	-50.0%	-1
Other	240	▼	-11.8%	-32
Protective Orders	152	▼	-7.9%	-13
Support	266	▼	-12.5%	-38
Traffic	213	▲	+4.4%	+9
GRAND TOTAL	2,427	▲	1.3%	+30

2024 Overall GRAND TOTAL		Distribution of Caseload		Change*		Percentage (%) of Caseload			
126 +39 44.8% 		Adult	36	29%	-20.0% ▼	-9	Adult	51.7%	28.6%
		Juvenile	90	71%	114.3% ▲	+48	Juvenile	48.3%	71.4%
		GRAND TOTAL	126	100%	44.8% ▲	+39	GRAND TOTAL	100%	100%

Dispositions by Division & Code

Division	Case Type Description	Code	Summary	Change	% Change	Absolute Change
Adult	Misdemeanor	CM	7	▼	-30.0%	-3
	Other	OT	6	▼	-50.0%	-6
	Civil Support	VS	5	▲	+25.0%	+1
	Family Abuse - Protective Order	FP	4	▲	+100.0%	+2
	Felony	CF	4	▲	+300.0%	+3
	Show Cause	SC	4	▼	-69.2%	-9
	Remand Support	RS	3	▲	+200.0%	+2
	Capias	CA	1	▲	-	+1
	Motion - Protective Order	MP	1	▲	-	+1
	Non-Family Abuse Protective Order	AP	1	↔	-	-
	Violation of Protective Order	PV	0	▼	-100.0%	-1
		Total		36	▼	-20.0%
Juvenile	Custody Visitation	CV	38	▲	+46.2%	+12
	Misdemeanor	DM	19	▲	+171.4%	+12
	Traffic	T	17	▲	+466.7%	+14
	Remand Custody	RC	6	▲	+500.0%	+5
	Remand Visitation	RV	6	▲	+500.0%	+5
	Felony	DF	2	↔	-	-
	Child In Need of Services	CS	1	▲	-	+1
	Initial Foster Care	IF	1	▲	-	+1
	Special Immigrant Juvenile Status	SI	0	▼	-100.0%	-2
		Total		90	▲	114.3%
GRAND TOTAL			126	▲	44.8%	+39

Dispositions by Major Case Category**

Category	Summary	Change	% Change	Absolute Change
Adult Criminal	15	▲	-37.5%	-9
Child Dependency	1	▲	-	+1
Child in Need of Services/Supervision	1	▲	-	+1
Custody and Visitation	38	▲	+46.2%	+12
Delinquency	21	▲	+133.3%	+12
New to Workload Study	0	▼	-100.0%	-2
Other	21	▲	+40.0%	+6
Protective Orders	6	▲	+100.0%	+3
Support	6	▲	+20.0%	+1
Traffic	17	▲	+466.7%	+14
GRAND TOTAL	126	▲	44.8%	+39

* Compared to same time period as previous year
 5/15/2024 1:08:40PM

** Case Type Categories are defined in the 2017 Virginia Judicial Workload Assessment
 Source: SCV-SQL-Information

2024 Overall GRAND TOTAL		Distribution of Caseload			Change*		Percentage (%) of Caseload		
1,430 +104 7.8% 	2024 2023	Adult	709	50%	-1.1% ▼	-8	Adult	54.1%	49.6%
		Juvenile	721	50%	18.4% ▲	+112	Juvenile	45.9%	50.4%
GRAND TOTAL		1,430	100%	7.8% ▲	+104	GRAND TOTAL	100%	100%	

Dispositions by Division & Code

Division	Case Type Description	Code	Summary	Change	% Change	Absolute Change	
Adult	Civil Support	VS	197	▼	-7.1%	-15	
	Misdemeanor	CM	125	▲	+25.0%	+25	
	Show Cause	SC	105	▼	-34.8%	-56	
	Other	OT	89	▼	-9.2%	-9	
	Felony	CF	61	▲	+79.4%	+27	
	Capias	CA	59	▲	+11.3%	+6	
	Family Abuse - Protective Order	FP	50	↔		-	
	Motion - Protective Order	MP	10	▲	+233.3%	+7	
	Protective Order	PC	4	▲	+33.3%	+1	
	Restricted License for Non-Support	SL	3	▲	-	+3	
	Non-Family Abuse Protective Order	AP	2	▲	+100.0%	+1	
	Remand Support	RS	2	▲	+100.0%	+1	
	Bond Forfeiture	BF	1	▲	-	+1	
	Violation of Protective Order	PV	1	↔		-	
Total			709	▼	-1.1%	-8	
Juvenile	Custody Visitation	CV	493	▲	+16.8%	+71	
	Misdemeanor	DM	32	▲	+33.3%	+8	
	Foster Care Review	FC	28	▲	+16.7%	+4	
	Status	ST	26	▲	+136.4%	+15	
	Abuse and Neglect	AN	22	▲	+57.1%	+8	
	Traffic	T	19	▲	+35.7%	+5	
	Permanency Planning	PH	18	▼	-10.0%	-2	
	Paternity	PT	17	▼	-39.3%	-11	
	Felony	DF	15	▲	+15.4%	+2	
	Initial Foster Care	IF	11	▲	+22.2%	+2	
	Temporary Detention Order	TD	10	▲	+233.3%	+7	
	Terminate Parental Rights	TP	7	▲	+133.3%	+4	
	Relief of Custody	CR	5	▼	-28.6%	-2	
	Remand Custody	RC	4	▲	+100.0%	+2	
	Remand Visitation	RV	4	▲	+100.0%	+2	
	Special Immigrant Juvenile Status	SI	3	▲	+50.0%	+1	
	Capias	CA	2	▲	-	+2	
	Child In Need of Services	CS	1	▼	-50.0%	-1	
	Emancipation	EP	1	▲	-	+1	
	Emergency Custody Order	EC	1	↔		-	
	Mental Commitment	MC	1	▲	-	+1	
	Truancy	TR	1	▼	-80.0%	-4	
	Motion - Protective Order	MP	0	▼	-100.0%	-1	
	Qualified Residential Treatment	QR	0	▼	-100.0%	-1	
	Voluntary Continuing Services and Support Agreen	VA	0	▼	-100.0%	-1	
	Total			721	▲	18.4%	+112
	GRAND TOTAL			1,430	▲	7.8%	+104

Dispositions by Major Case Category**

Category	Summary	Change	% Change	Absolute Change
Adult Criminal	314	▲	+27.1%	+67
Child Dependency	91	▼	+15.2%	+12
Child in Need of Services/Supervision	2	▼	-71.4%	-5
Custody and Visitation	510	▼	+13.3%	+60

* Compared to same time period as previous year
 5/15/2024 1:08:40PM

** Case Type Categories are defined in the 2017 Virginia Judicial Workload Assessment
 Source: SCV-SQL-Information

CPSS - JCMS CASELOAD STATISTICS OF THE JUVENILE & DOMESTIC RELATIONS DISTRICT COURTS
 January 2024 thru April 2024 Dispositions (Compared to January 2023 thru April 2023)

Delinquency	49	▲	+32.4%	+12
Juvenile Miscellaneous	27	▲	+145.5%	+16
New to Workload Study	3	▲	+50.0%	+1
Other	111	▲	+3.7%	+4
Protective Orders	62	▲	+12.7%	+7
Support	242	▲	-23.7%	-75
Traffic	19	▲	+35.7%	+5
GRAND TOTAL	1,430	▲	7.8%	+104

2024 Overall GRAND TOTAL		Distribution of Caseload		Change*		Percentage (%) of Caseload			
431 -64 -12.9% 		Adult	200	46%	-38.3% ▼	-124	Adult	65.5%	46.4%
		Juvenile	231	54%	35.1% ▲	+60	Juvenile	34.5%	53.6%
		GRAND TOTAL	431	100%	-12.9% ▼	-64	GRAND TOTAL	100%	100%

Dispositions by Division & Code

Division	Case Type Description	Code	Summary	Change	% Change	Absolute Change
Adult	Civil Support	VS	55	▼	-20.3%	-14
	Show Cause	SC	47	▼	-53.5%	-54
	Misdemeanor	CM	39	▼	-11.4%	-5
	Other	OT	23	▼	-32.4%	-11
	Capias	CA	15	▼	-37.5%	-9
	Felony	CF	10	▼	-68.8%	-22
	Family Abuse - Protective Order	FP	5	▼	-66.7%	-10
	Violation of Protective Order	PV	3	▲	+50.0%	+1
	Motion - Protective Order	MP	2	▲	+100.0%	+1
	Protective Order	PC	1	▲	-	+1
	Non-Family Abuse Protective Order	AP	0	▼	-100.0%	-1
	Restricted License for Non-Support	SL	0	▼	-100.0%	-1
	Total		200	▼	-38.3%	-124
Juvenile	Custody Visitation	CV	151	▲	+30.2%	+35
	Misdemeanor	DM	16	▲	+60.0%	+6
	Felony	DF	14	▲	+366.7%	+11
	Traffic	T	11	▼	-26.7%	-4
	Paternity	PT	7	▲	+75.0%	+3
	Permanency Planning	PH	6	▲	+500.0%	+5
	Temporary Detention Order	TD	5	▲	+66.7%	+2
	Truancy	TR	4	▲	-	+4
	Abuse and Neglect	AN	3	▲	-	+3
	Child at Risk	RI	3	▲	+50.0%	+1
	Emergency Custody Order	EC	3	↔	-	-
	Child In Need of Services	CS	2	▲	-	+2
	Capias	CA	1	▲	-	+1
	Foster Care Review	FC	1	▼	-66.7%	-2
	Initial Foster Care	IF	1	▼	-50.0%	-1
	Relief of Custody	CR	1	▼	-50.0%	-1
	Remand Custody	RC	1	↔	-	-
	Remand Visitation	RV	1	↔	-	-
	Civil Violation	CI	0	▼	-100.0%	-3
	Qualified Residential Treatment	QR	0	▼	-100.0%	-1
Voluntary Continuing Services and Support Agreen	VA	0	▼	-100.0%	-1	
	Total		231	▲	35.1%	+60
	GRAND TOTAL		431	▼	-12.9%	-64

Dispositions by Major Case Category**

Category	Summary	Change	% Change	Absolute Change
Adult Criminal	93	▲	-37.2%	-55
Child Dependency	15	▲	+25.0%	+3
Child in Need of Services/Supervision	6	▲	-	+6
Custody and Visitation	158	▲	+31.7%	+38
Delinquency	31	▲	+138.5%	+18
New to Workload Study	0	▼	-100.0%	-3
Other	33	▲	-21.4%	-9
Protective Orders	7	▼	-58.8%	-10
Support	77	▼	-38.4%	-48

* Compared to same time period as previous year
 5/15/2024 1:08:40PM

** Case Type Categories are defined in the 2017 Virginia Judicial Workload Assessment
 Source: SCV-SQL-Information

Traffic	11	▼	-26.7%	-4
GRAND TOTAL	431	▼	-12.9%	-64

2024 Overall GRAND TOTAL		Distribution of Caseload		Change*		Percentage (%) of Caseload		
434 +79 22.3% 	Adult Juvenile GRAND TOTAL	179	41%	1.1% ▲	+2	49.9%	41.2%	
		255	59%	43.3% ▲	+77	50.1%	58.8%	
		434	100%	22.3% ▲	+79	100%	100%	

Dispositions by Division & Code

Division	Case Type Description	Code	Summary	Change	% Change	Absolute Change
Adult	Show Cause	SC	45	▼	+9.8%	+4
	Misdemeanor	CM	35	▲	+20.7%	+6
	Civil Support	VS	31	▼	-20.5%	-8
	Felony	CF	25	▲	+8.7%	+2
	Other	OT	16	▲	+77.8%	+7
	Family Abuse - Protective Order	FP	15	▼	-31.8%	-7
	Motion - Protective Order	MP	7	▲	+600.0%	+6
	Capias	CA	2	▼	-77.8%	-7
	Remand Support	RS	2	▼	-33.3%	-1
	Non-Family Abuse Protective Order	AP	1	▲	-	+1
	Restricted License for Non-Support	SL	0	▼	-100.0%	-1
		Total		179	▲	1.1%
Juvenile	Custody Visitation	CV	130	▲	+35.4%	+34
	Abuse and Neglect	AN	40	▲	+110.5%	+21
	Permanency Planning	PH	22	▲	+175.0%	+14
	Foster Care Review	FC	14	▲	+75.0%	+6
	Terminate Parental Rights	TP	12	▲	-	+12
	Remand Custody	RC	7	▼	-36.4%	-4
	Remand Visitation	RV	7	▼	-22.2%	-2
	Initial Foster Care	IF	4	▲	+100.0%	+2
	Motion - Protective Order	MP	3	▲	-	+3
	Traffic	T	3	▲	+50.0%	+1
	Misdemeanor	DM	2	▼	-60.0%	-3
	Paternity	PT	2	▼	-33.3%	-1
	Voluntary Continuing Services and Support Agree	VA	2	▲	-	+2
	Capias	CA	1	▲	-	+1
	Emergency Custody Order	EC	1	▼	-50.0%	-1
	Family Abuse - Protective Order	FP	1	▲	-	+1
	Felony	DF	1	▼	-90.9%	-10
	Relief of Custody	CR	1	▲	-	+1
	Status	ST	1	▲	-	+1
	Temporary Detention Order	TD	1	↔	-	-
Non-Family Abuse Protective Order	AP	0	▼	-100.0%	-1	
	Total		255	▲	43.3%	+77
GRAND TOTAL			434	▲	22.3%	+79

Dispositions by Major Case Category**

Category	Summary	Change	% Change	Absolute Change
Adult Criminal	100	▼	+12.4%	+11
Child Dependency	95	▲	+156.8%	+58
Custody and Visitation	132	▲	+33.3%	+33
Delinquency	4	▲	-75.0%	-12
Juvenile Miscellaneous	1	▲	-	+1
Other	34	▼	-2.9%	-1
Protective Orders	27	▲	+12.5%	+3
Support	38	▼	-28.3%	-15
Traffic	3	▲	+50.0%	+1

* Compared to same time period as previous year
 5/15/2024 1:08:40PM

** Case Type Categories are defined in the 2017 Virginia Judicial Workload Assessment
 Source: SCV-SQL-Information

GRAND TOTAL

434

▲

22.3%

+79

2024 Overall GRAND TOTAL		Distribution of Caseload		Change*		Percentage (%) of Caseload			
1,374 +47 3.5% 		Adult	921	67%	-4.4% ▼	-42	Adult	72.6%	67.0%
		Juvenile	453	33%	24.5% ▲	+89	Juvenile	27.4%	33.0%
		GRAND TOTAL	1,374	100%	3.5% ▲	+47	GRAND TOTAL	100%	100%

Dispositions by Division & Code

Division	Case Type Description	Code	Summary	Change	% Change	Absolute Change
Adult	Misdemeanor	CM	255	▼	-5.2%	-14
	Other	OT	173	▲	+0.6%	+1
	Capias	CA	161	▲	+20.1%	+27
	Show Cause	SC	136	▼	-25.3%	-46
	Civil Support	VS	114	▼	-10.9%	-14
	Felony	CF	45	▲	+15.4%	+6
	Family Abuse - Protective Order	FP	28	▼	-17.6%	-6
	Non-Family Abuse Protective Order	AP	5	▲	+66.7%	+2
	Motion - Protective Order	MP	2	▲	+100.0%	+1
	Violation of Protective Order	PV	2	▲	+100.0%	+1
	Total		921	▼	-4.4%	-42
Juvenile	Custody Visitation	CV	219	▲	+22.3%	+40
	Misdemeanor	DM	77	▲	+22.2%	+14
	Truancy	TR	46	▲	+228.6%	+32
	Status	ST	31	▲	+34.8%	+8
	Felony	DF	29	▲	+20.8%	+5
	Permanency Planning	PH	12	▲	+33.3%	+3
	Traffic	T	9	▲	+12.5%	+1
	Abuse and Neglect	AN	5	▲	+400.0%	+4
	Paternity	PT	5	▼	-50.0%	-5
	Initial Foster Care	IF	4	↔	-	-
	Foster Care Review	FC	3	▼	-50.0%	-3
	Temporary Detention Order	TD	3	▲	+50.0%	+1
	Child In Need of Services	CS	2	▼	-33.3%	-1
	Civil Violation	CI	2	▲	-	+2
	Emancipation	EP	1	▲	-	+1
	Emergency Custody Order	EC	1	↔	-	-
	Entrustment	ET	1	▲	-	+1
	Mental Commitment	MC	1	▼	-85.7%	-6
	Non-Family Abuse Protective Order	AP	1	▼	-50.0%	-1
	Special Immigrant Juvenile Status	SI	1	▲	-	+1
	Relief of Custody	CR	0	▼	-100.0%	-1
	Terminate Parental Rights	TP	0	▼	-100.0%	-7
		Total		453	▲	24.5%
GRAND TOTAL			1,374	▲	3.5%	+47

Dispositions by Major Case Category**

Category	Summary	Change	% Change	Absolute Change
Adult Criminal	558	▲	-0.4%	-2
Child Dependency	25	▲	-10.7%	-3
Child in Need of Services/Supervision	48	▲	+182.4%	+31
Custody and Visitation	224	▼	+18.5%	+35
Delinquency	106	▲	+21.8%	+19
Juvenile Miscellaneous	32	▲	+39.1%	+9
New to Workload Study	3	▲	-	+3
Other	178	▼	-2.2%	-4
Protective Orders	36	▲	-10.0%	-4
Support	155	▼	-19.7%	-38

* Compared to same time period as previous year
 5/15/2024 1:08:40PM

** Case Type Categories are defined in the 2017 Virginia Judicial Workload Assessment
 Source: SCV-SQL-Information

Traffic		9	▲	+12.5%	+1
	GRAND TOTAL	1,374	▲	3.5%	+47

2024 Overall GRAND TOTAL		Distribution of Caseload		Change*		Percentage (%) of Caseload			
1,273	-253 -16.6%	Adult	508	40%	-11.0% ▼	-63	Adult	37.4%	39.9%
2024		Juvenile	765	60%	-19.9% ▼	-190	Juvenile	62.6%	60.1%
2023		GRAND TOTAL	1,273	100%	-16.6% ▼	-253	GRAND TOTAL	100%	100%

Dispositions by Division & Code

Division	Case Type Description	Code	Summary	Change	% Change	Absolute Change
Adult	Misdemeanor	CM	131	▲	+12.0%	+14
	Civil Support	VS	119	▼	-12.5%	-17
	Other	OT	86	▼	-23.9%	-27
	Show Cause	SC	66	▼	-13.2%	-10
	Family Abuse - Protective Order	FP	48	▲	+100.0%	+24
	Capias	CA	19	▼	-34.5%	-10
	Non-Family Abuse Protective Order	AP	16	▼	-30.4%	-7
	Felony	CF	13	▼	-55.2%	-16
	Motion - Protective Order	MP	5	▼	-37.5%	-3
	Violation of Protective Order	PV	3	▲	+200.0%	+2
	Remand Support	RS	2	▼	-85.7%	-12
	Bond Forfeiture	BF	0	▼	-100.0%	-1
		Total		508	▼	-11.0%
Juvenile	Custody Visitation	CV	421	▼	-13.7%	-67
	Misdemeanor	DM	96	▼	-6.8%	-7
	Abuse and Neglect	AN	61	▲	+96.8%	+30
	Status	ST	31	▲	+34.8%	+8
	Child In Need of Services	CS	18	▲	+12.5%	+2
	Permanency Planning	PH	18	▼	-5.3%	-1
	Foster Care Review	FC	17	▼	-15.0%	-3
	Motion - Protective Order	MP	16	▼	-36.0%	-9
	Remand Visitation	RV	16	▼	-68.0%	-34
	Traffic	T	15	▼	-40.0%	-10
	Remand Custody	RC	14	▼	-75.9%	-44
	Initial Foster Care	IF	10	▼	-41.2%	-7
	Felony	DF	7	▼	-80.0%	-28
	Relief of Custody	CR	6	▲	+500.0%	+5
	Truancy	TR	6	▼	-14.3%	-1
	Terminate Parental Rights	TP	5	▼	-54.5%	-6
	Paternity	PT	4	▼	-63.6%	-7
	Non-Family Abuse Protective Order	AP	2	▲	-	+2
	Capias	CA	1	↔	-	-
	Special Immigrant Juvenile Status	SI	1	▲	-	+1
	Civil Violation	CI	0	▼	-100.0%	-1
	Emergency Custody Order	EC	0	▼	-100.0%	-1
	Entrustment	ET	0	▼	-100.0%	-3
	Qualified Residential Treatment	QR	0	▼	-100.0%	-5
	Voluntary Continuing Services and Support Agreem	VA	0	▼	-100.0%	-4
		Total		765	▼	-19.9%
GRAND TOTAL			1,273	▼	-16.6%	-253

Dispositions by Major Case Category**

Category	Summary	Change	% Change	Absolute Change
Adult Criminal	194	▲	-8.9%	-19
Child Dependency	117	▲	+5.4%	+6
Child in Need of Services/Supervision	24	▼	+4.3%	+1
Custody and Visitation	425	▼	-14.8%	-74
Delinquency	104	▼	-25.2%	-35

* Compared to same time period as previous year
 5/15/2024 1:08:40PM

** Case Type Categories are defined in the 2017 Virginia Judicial Workload Assessment
 Source: SCV-SQL-Information

Juvenile Miscellaneous	31	▲	+34.8%	+8
New to Workload Study	1	▲		0
Other	118	▼	-50.0%	-118
Protective Orders	87	▲	+8.8%	+7
Support	157	▼	-10.8%	-19
Traffic	15	▼	-40.0%	-10
GRAND TOTAL	1,273	▼	-16.6%	-253

2024 Overall GRAND TOTAL		Distribution of Caseload			Change*		Percentage (%) of Caseload		
1,225 +14 1.2% 	2024 2023	Adult	577	47%	4.3% ▲	+24	Adult	45.7%	47.1%
		Juvenile	648	53%	-1.5% ▼	-10	Juvenile	54.3%	52.9%
GRAND TOTAL		1,225	100%	1.2% ▲	+14	GRAND TOTAL	100%	100%	

Dispositions by Division & Code

Division	Case Type Description	Code	Summary	Change	% Change	Absolute Change	
Adult	Civil Support	VS	159	▲	+35.9%	+42	
	Misdemeanor	CM	137	▼	-21.7%	-38	
	Other	OT	101	▲	+9.8%	+9	
	Show Cause	SC	82	▼	+1.2%	+1	
	Family Abuse - Protective Order	FP	49	▲	+22.5%	+9	
	Capias	CA	23	▲	+15.0%	+3	
	Felony	CF	14	▼	-33.3%	-7	
	Motion - Protective Order	MP	4	↔		-	
	Non-Family Abuse Protective Order	AP	3	▲	+50.0%	+1	
	Violation Family Abuse Protective Order	PS	2	▲	+100.0%	+1	
	Violation of Protective Order	PV	2	▲	-	+2	
	Remand Support	RS	1	▲	-	+1	
	Total			577	▲	4.3%	+24
Juvenile	Custody Visitation	CV	468	▲	+2.2%	+10	
	Abuse and Neglect	AN	27	▲	+22.7%	+5	
	Traffic	T	26	▲	+13.0%	+3	
	Child at Risk	RI	16	▲	+33.3%	+4	
	Misdemeanor	DM	15	▼	-58.3%	-21	
	Paternity	PT	15	▲	+200.0%	+10	
	Child In Need of Services	CS	11	▼	-38.9%	-7	
	Permanency Planning	PH	11	▼	-57.7%	-15	
	Foster Care Review	FC	10	▲	+25.0%	+2	
	Initial Foster Care	IF	10	↔		-	
	Voluntary Continuing Services and Support Agreem	VA	10	▲	+66.7%	+4	
	Status	ST	6	↔	+50.0%	+2	
	Temporary Detention Order	TD	5	▲	+66.7%	+2	
	Truancy	TR	4	↔		-	
	Non-Family Abuse Protective Order	AP	3	▲	+200.0%	+2	
	Felony	DF	2	▼	-60.0%	-3	
	Motion - Protective Order	MP	2	↔		-	
	Relief of Custody	CR	2	↔		-	
	Terminate Parental Rights	TP	2	▼	-50.0%	-2	
	Civil Violation	CI	1	↔		-	
	Emancipation	EP	1	▲	-	+1	
	Emergency Custody Order	EC	1	↔		-	
	Family Abuse - Protective Order	FP	0	▼	-100.0%	-1	
	Qualified Residential Treatment	QR	0	▼	-100.0%	-4	
	Show Cause	SC	0	▼	-100.0%	-2	
	Total			648	▼	-1.5%	-10
	GRAND TOTAL			1,225	▲	1.2%	+14

Dispositions by Major Case Category**

Category	Summary	Change	% Change	Absolute Change
Adult Criminal	242	▲	-9.7%	-26
Child Dependency	88	▼	-6.4%	-6
Child in Need of Services/Supervision	15	▼	-31.8%	-7
Custody and Visitation	483	▲	+4.3%	+20
Delinquency	17	▼	-60.5%	-26

Juvenile Miscellaneous	7	▲	+75.0%	+3
New to Workload Study	1	↔		0
Other	108	▲	+12.5%	+12
Protective Orders	61	▲	+22.0%	+11
Support	177	▼	+20.4%	+30
Traffic	26	▲	+13.0%	+3
GRAND TOTAL	1,225	▲	1.2%	+14

2024 Overall GRAND TOTAL		Distribution of Caseload			Change*		Percentage (%) of Caseload		
3,026	-326 -9.7%	Adult	1,416	47%	-10.9% ▼	-174	Adult	47.4%	46.8%
2024		Juvenile	1,610	53%	-8.6% ▼	-152	Juvenile	52.6%	53.2%
2023		GRAND TOTAL	3,026	100%	-9.7% ▼	-326	GRAND TOTAL	100%	100%

Dispositions by Division & Code

Division	Case Type Description	Code	Summary	Change	% Change	Absolute Change	
Adult	Misdemeanor	CM	425	▲	+2.2%	+9	
	Civil Support	VS	283	↔		-	
	Other	OT	280	▼	-14.9%	-49	
	Show Cause	SC	148	▼	-42.6%	-110	
	Family Abuse - Protective Order	FP	147	▼	-15.5%	-27	
	Felony	CF	70	▲	+40.0%	+20	
	Motion - Protective Order	MP	21	▲	+75.0%	+9	
	Capias	CA	15	▼	-37.5%	-9	
	Violation of Protective Order	PV	11	▲	+37.5%	+3	
	Remand Support	RS	9	▲	+200.0%	+6	
	Non-Family Abuse Protective Order	AP	6	▼	-81.8%	-27	
	Restricted License for Non-Support	SL	1	▲	-	+1	
	Total			1,416	▼	-10.9%	-174
Juvenile	Custody Visitation	CV	848	▼	-23.9%	-266	
	Misdemeanor	DM	121	▲	+37.5%	+33	
	Abuse and Neglect	AN	93	▼	-2.1%	-2	
	Permanency Planning	PH	74	▼	-11.9%	-10	
	Foster Care Review	FC	54	▼	-23.9%	-17	
	Traffic	T	52	▲	+67.7%	+21	
	Truancy	TR	50	▲	+38.9%	+14	
	Temporary Detention Order	TD	49	▲	+157.9%	+30	
	Initial Foster Care	IF	38	▲	+35.7%	+10	
	Terminate Parental Rights	TP	36	▲	+2.9%	+1	
	Motion - Protective Order	MP	29	▲	+7.4%	+2	
	Mental Commitment	MC	26	▲	+36.8%	+7	
	Special Immigrant Juvenile Status	SI	19	▲	+1,800.0%	+18	
	Felony	DF	17	▼	-22.7%	-5	
	Relief of Custody	CR	16	▲	+433.3%	+13	
	Status	ST	15	▲	+200.0%	+10	
	Remand Custody	RC	14	▲	+75.0%	+6	
	Emergency Custody Order	EC	13	▲	-	+13	
	Paternity	PT	13	▼	-48.0%	-12	
	Remand Visitation	RV	10	▲	+66.7%	+4	
	Child In Need of Services	CS	7	↔		-	
	Non-Family Abuse Protective Order	AP	5	▼	-68.8%	-11	
	Family Abuse - Protective Order	FP	4	▲	+300.0%	+3	
	Voluntary Continuing Services and Support Agree	VA	3	↔		-	
	Capias	CA	2	▲		-	
	Entrustment	ET	1	▼	-75.0%	-3	
	Restricted Operators License	RL	1	▲	-	+1	
	Child at Risk	RI	0	▼	-100.0%	-1	
	Emancipation	EP	0	▼	-100.0%	-2	
	Qualified Residential Treatment	QR	0	▼	-100.0%	-9	
	Total			1,610	▼	-8.6%	-152
	GRAND TOTAL			3,026	▼	-9.7%	-326

* Compared to same time period as previous year
 5/15/2024 1:08:40PM

** Case Type Categories are defined in the 2017 Virginia Judicial Workload Assessment
 Source: SCV-SQL-Information

Dispositions by Major Case Category**

Category	Summary	Change	% Change	Absolute Change
Adult Criminal	608	▲	+3.1%	+18
Child Dependency	315	▲	-5.4%	-18
Child in Need of Services/Supervision	57	▲	+32.6%	+14
Custody and Visitation	862	▲	-24.3%	-277
Delinquency	139	▼	+24.1%	+27
Juvenile Miscellaneous	15	▲	+114.3%	+8
New to Workload Study	19	▲	+1,800.0%	+18
Other	401	▲	+4.4%	+17
Protective Orders	212	▲	-19.4%	-51
Support	345	▲	-23.2%	-104
Traffic	53	▲	+71.0%	+22
GRAND TOTAL	3,026	▼	-9.7%	-326

* Compared to same time period as previous year
 5/15/2024 1:08:40PM

** Case Type Categories are defined in the 2017 Virginia Judicial Workload Assessment
 Source: SCV-SQL-Information

2024 Overall GRAND TOTAL		Distribution of Caseload		Change*		Percentage (%) of Caseload			
1,696	+101 6.3%	Adult	652	38%	-8.6% ▼	-61	Adult	44.7%	38.4%
2024		Juvenile	1,044	62%	18.4% ▲	+162	Juvenile	55.3%	61.6%
2023		GRAND TOTAL	1,696	100%	6.3% ▲	+101	GRAND TOTAL	100%	100%

Dispositions by Division & Code

Division	Case Type Description	Code	Summary	Change	% Change	Absolute Change
Adult	Misdemeanor	CM	167	▼	-13.9%	-27
	Civil Support	VS	154	▼	-2.5%	-4
	Other	OT	98	▼	-24.0%	-31
	Show Cause	SC	97	▼	-2.0%	-2
	Family Abuse - Protective Order	FP	59	▲	+7.3%	+4
	Felony	CF	34	▼	-10.5%	-4
	Capias	CA	16	▲	+23.1%	+3
	Non-Family Abuse Protective Order	AP	11	▲	+10.0%	+1
	Motion - Protective Order	MP	8	▲	+100.0%	+4
	Remand Support	RS	7	▼	-41.7%	-5
	Restricted License for Non-Support	SL	1	▲	-	+1
	Violation of Protective Order	PV	0	▼	-100.0%	-1
		Total		652	▼	-8.6%
Juvenile	Custody Visitation	CV	532	▲	+19.6%	+87
	Misdemeanor	DM	114	▲	+67.6%	+46
	Status	ST	60	▲	-15.5%	-11
	Traffic	T	52	▼	-17.5%	-11
	Abuse and Neglect	AN	48	▲	+23.1%	+9
	Felony	DF	46	▲	+119.0%	+25
	Permanency Planning	PH	45	▲	+12.5%	+5
	Terminate Parental Rights	TP	28	▲	+366.7%	+22
	Initial Foster Care	IF	19	▲	+216.7%	+13
	Foster Care Review	FC	17	▼	-26.1%	-6
	Voluntary Continuing Services and Support Agreem	VA	15	▲	+66.7%	+6
	Truancy	TR	13	▲	+18.2%	+2
	Motion - Protective Order	MP	12	▼	-7.7%	-1
	Non-Family Abuse Protective Order	AP	9	▲	+80.0%	+4
	Paternity	PT	9	▲	+12.5%	+1
	Child In Need of Services	CS	8	▲	+100.0%	+4
	Civil Violation	CI	5	▲	+150.0%	+3
	Remand Custody	RC	5	▼	-80.0%	-20
	Temporary Detention Order	TD	4	▼	-20.0%	-1
	Capias	CA	2	▼	-50.0%	-2
	Relief of Custody	CR	1	▼	-75.0%	-3
	Emancipation	EP	0	▼	-100.0%	-1
	Emergency Custody Order	EC	0	▼	-100.0%	-2
	Entrustment	ET	0	▼	-100.0%	-1
	Qualified Residential Treatment	QR	0	▼	-100.0%	-3
	Remand Visitation	RV	0	▼	-100.0%	-2
	Show Cause	SC	0	▼	-100.0%	-1
		Total		1,044	▲	18.4%
GRAND TOTAL			1,696	▲	6.3%	+101

Dispositions by Major Case Category**

Category	Summary	Change	% Change	Absolute Change
Adult Criminal	276	▼	-8.0%	-24
Child Dependency	173	▲	+32.1%	+42
Child in Need of Services/Supervision	21	▲	+40.0%	+6
Custody and Visitation	541	▲	+19.4%	+88

* Compared to same time period as previous year
 5/15/2024 1:08:40PM

** Case Type Categories are defined in the 2017 Virginia Judicial Workload Assessment
 Source: SCV-SQL-Information

Delinquency	162	▲	+72.3%	+68
Juvenile Miscellaneous	60	▲	-16.7%	-12
New to Workload Study	5	▲	+150.0%	+3
Other	114	▼	-34.9%	-61
Protective Orders	99	▲	+13.8%	+12
Support	193	▲	-4.9%	-10
Traffic	52	▼	-17.5%	-11
GRAND TOTAL	1,696	▲	6.3%	+101

2024 Overall GRAND TOTAL		Distribution of Caseload		Change*		Percentage (%) of Caseload			
573 -70 -10.9% 		Adult	245	43%	-13.1% ▼	-37	Adult	43.9%	42.8%
		Juvenile	328	57%	-9.1% ▼	-33	Juvenile	56.1%	57.2%
		GRAND TOTAL	573	100%	-10.9% ▼	-70	GRAND TOTAL	100%	100%

Dispositions by Division & Code

Division	Case Type Description	Code	Summary	Change	% Change	Absolute Change
Adult	Misdemeanor	CM	81	▲	+8.0%	+6
	Civil Support	VS	43	▼	-15.7%	-8
	Other	OT	28	▼	-24.3%	-9
	Show Cause	SC	26	▼	-46.9%	-23
	Capias	CA	25	▲	+108.3%	+13
	Family Abuse - Protective Order	FP	18	▲	+28.6%	+4
	Felony	CF	17	▼	-50.0%	-17
	Remand Support	RS	4	↔		-
	Motion - Protective Order	MP	2	▼	-60.0%	-3
	Violation of Protective Order	PV	1	↔		-
	Total		245	▼	-13.1%	-37
Juvenile	Custody Visitation	CV	123	▼	-10.2%	-14
	Misdemeanor	DM	61	▲	+7.0%	+4
	Traffic	T	31	▼	-3.1%	-1
	Abuse and Neglect	AN	28	▲	+40.0%	+8
	Foster Care Review	FC	14	▲	+133.3%	+8
	Mental Commitment	MC	14	▼	-33.3%	-7
	Status	ST	12	▲	+100.0%	+6
	Initial Foster Care	IF	9	▲	+350.0%	+7
	Motion - Protective Order	MP	6	▼	-40.0%	-4
	Felony	DF	5	▼	-78.3%	-18
	Remand Custody	RC	5	▲	+25.0%	+1
	Remand Visitation	RV	5	▲	+25.0%	+1
	Voluntary Continuing Services and Support Agreem	VA	5	▼	-16.7%	-1
	Permanency Planning	PH	4	▼	-69.2%	-9
	Temporary Detention Order	TD	4	▲	+33.3%	+1
	Child In Need of Services	CS	1	▲	-	+1
	Emergency Custody Order	EC	1	▼	-50.0%	-1
	Entrustment	ET	0	▼	-100.0%	-5
	Non-Family Abuse Protective Order	AP	0	▼	-100.0%	-1
	Paternity	PT	0	▼	-100.0%	-3
Qualified Residential Treatment	QR	0	▼	-100.0%	-2	
Terminate Parental Rights	TP	0	▼	-100.0%	-3	
Truancy	TR	0	▼	-100.0%	-1	
	Total		328	▼	-9.1%	-33
GRAND TOTAL			573	▼	-10.9%	-70

Dispositions by Major Case Category**

Category	Summary	Change	% Change	Absolute Change
Adult Criminal	143	▲	-2.1%	-3
Child Dependency	60	▲	+5.3%	+3
Child in Need of Services/Supervision	1	▲		0
Custody and Visitation	123	▼	-12.1%	-17
Delinquency	66	▼	-17.5%	-14
Juvenile Miscellaneous	12	▲	+100.0%	+6
Other	61	▼	-18.7%	-14
Protective Orders	26	▼	-13.3%	-4
Support	50	▼	-34.2%	-26

* Compared to same time period as previous year
 5/15/2024 1:08:40PM

** Case Type Categories are defined in the 2017 Virginia Judicial Workload Assessment
 Source: SCV-SQL-Information

CPSS - JCMS CASELOAD STATISTICS OF THE JUVENILE & DOMESTIC RELATIONS DISTRICT COURTS
January 2024 thru April 2024 Dispositions (Compared to January 2023 thru April 2023)

Salem

District: 23 FIPS: 775

Traffic	31	▼	-3.1%	-1
GRAND TOTAL	573	▼	-10.9%	-70

2024 Overall GRAND TOTAL		Distribution of Caseload		Change*		Percentage (%) of Caseload		
750	-30 -3.8%	Adult	393 52%	1.0% ▲	+4	Adult	2023 49.9%	2024 52.4%
2024		Juvenile	357 48%	-8.7% ▼	-34	Juvenile	50.1%	47.6%
2023		GRAND TOTAL	750 100%	-3.8% ▼	-30	GRAND TOTAL	100%	100%

Dispositions by Division & Code

Division	Case Type Description	Code	Summary	Change	% Change	Absolute Change
Adult	Misdemeanor	CM	88	▲	+46.7%	+28
	Civil Support	VS	72	▼	-10.0%	-8
	Other	OT	68	▲	+6.3%	+4
	Show Cause	SC	57	▼	-31.3%	-26
	Family Abuse - Protective Order	FP	44	▼	-8.3%	-4
	Felony	CF	36	▲	+63.6%	+14
	Capias	CA	10	▲	+25.0%	+2
	Motion - Protective Order	MP	8	▼	-42.9%	-6
	Violation of Protective Order	PV	5	▼	-37.5%	-3
	Remand Support	RS	3	▲	-	+3
	Non-Family Abuse Protective Order	AP	2	↔	-	-
		Total		393	▲	1.0%
Juvenile	Custody Visitation	CV	226	▼	-5.4%	-13
	Misdemeanor	DM	30	▼	-6.3%	-2
	Abuse and Neglect	AN	14	▼	-39.1%	-9
	Felony	DF	13	▲	+116.7%	+7
	Traffic	T	10	▼	-60.0%	-15
	Paternity	PT	9	▼	-10.0%	-1
	Temporary Detention Order	TD	8	▲	+60.0%	+3
	Foster Care Review	FC	7	▼	-22.2%	-2
	Permanency Planning	PH	6	▲	+50.0%	+2
	Truancy	TR	6	▼	-14.3%	-1
	Entrustment	ET	5	▲	-	+5
	Non-Family Abuse Protective Order	AP	4	▼	-50.0%	-4
	Status	ST	4	▲	-60.0%	-6
	Initial Foster Care	IF	3	▲	+200.0%	+2
	Motion - Protective Order	MP	3	↔	-	-
	Remand Custody	RC	3	▼	-25.0%	-1
	Remand Visitation	RV	3	▲	-	+3
	Child In Need of Services	CS	1	▲	-	+1
	Special Immigrant Juvenile Status	SI	1	▲	-	+1
	Voluntary Continuing Services and Support Agree	VA	1	▲	-	+1
	Emancipation	EP	0	▼	-100.0%	-1
	Emergency Custody Order	EC	0	▼	-100.0%	-2
Terminate Parental Rights	TP	0	▼	-100.0%	-2	
	Total		357	▼	-8.7%	-34
GRAND TOTAL			750	▼	-3.8%	-30

Dispositions by Major Case Category**

Category	Summary	Change	% Change	Absolute Change
Adult Criminal	178	▲	+15.6%	+24
Child Dependency	36	▲	-7.7%	-3
Child in Need of Services/Supervision	7	▲	-	0
Custody and Visitation	235	▼	-5.6%	-14
Delinquency	43	▲	+13.2%	+5
Juvenile Miscellaneous	4	▲	-63.6%	-7
New to Workload Study	1	▲	-	+1
Other	85	▲	+13.3%	+10

* Compared to same time period as previous year
 5/15/2024 1:08:40PM

** Case Type Categories are defined in the 2017 Virginia Judicial Workload Assessment
 Source: SCV-SQL-Information

CPSS - JCMS CASELOAD STATISTICS OF THE JUVENILE & DOMESTIC RELATIONS DISTRICT COURTS
 January 2024 thru April 2024 Dispositions (Compared to January 2023 thru April 2023)

Protective Orders	61	▼	-18.7%	-14
Support	90	▼	-15.9%	-17
Traffic	10	▼	-60.0%	-15
GRAND TOTAL	750	▼	-3.8%	-30

2024 Overall GRAND TOTAL		Distribution of Caseload			Change*		Percentage (%) of Caseload		
1,506 -1 -0.1% 	Adult	680	45%	-1.6% ▼	-11	Adult	2023	2024	
	Juvenile	826	55%	1.2% ▲	+10	Juvenile	45.9%	45.2%	
	GRAND TOTAL	1,506	100%	-0.1% ▼	-1	GRAND TOTAL	100%	100%	

Dispositions by Division & Code

Division	Case Type Description	Code	Summary	Change	% Change	Absolute Change	
Adult	Civil Support	VS	161	▲	+1.3%	+2	
	Misdemeanor	CM	153	▲	+17.7%	+23	
	Show Cause	SC	104	▼	-24.1%	-33	
	Other	OT	76	▼		-	
	Family Abuse - Protective Order	FP	53	▼	-22.1%	-15	
	Felony	CF	39	▼	-13.3%	-6	
	Capias	CA	36	↔		-	
	Motion - Protective Order	MP	30	▲	+130.8%	+17	
	Remand Support	RS	14	▼	-22.2%	-4	
	Violation of Protective Order	PV	11	▲	+120.0%	+6	
	Non-Family Abuse Protective Order	AP	3	↔		-	
	Restricted License for Non-Support	SL	0	▼	-100.0%	-1	
		Total		680	▼	-1.6%	-11
Juvenile	Custody Visitation	CV	516	▲	+4.2%	+21	
	Status	ST	32	▲	+146.2%	+19	
	Foster Care Review	FC	31	▼	-16.2%	-6	
	Misdemeanor	DM	27	▼	-3.6%	-1	
	Abuse and Neglect	AN	26	▼	-55.9%	-33	
	Permanency Planning	PH	24	▲	+166.7%	+15	
	Traffic	T	22	▼	-4.3%	-1	
	Remand Custody	RC	21	▼	-46.2%	-18	
	Motion - Protective Order	MP	20	▲	+150.0%	+12	
	Remand Visitation	RV	19	▼	-47.2%	-17	
	Truancy	TR	18	▲	+125.0%	+10	
	Felony	DF	12	▼	-7.7%	-1	
	Voluntary Continuing Services and Support Agree	VA	8	▼	-27.3%	-3	
	Non-Family Abuse Protective Order	AP	7	▲	+600.0%	+6	
	Terminate Parental Rights	TP	7	▲	+250.0%	+5	
	Initial Foster Care	IF	6	▼	-45.5%	-5	
	Paternity	PT	6	▼	-25.0%	-2	
	Relief of Custody	CR	5	▲	-	+5	
	Child In Need of Services	CS	4	▲	+100.0%	+2	
	Entrustment	ET	4	▲	+100.0%	+2	
	Temporary Detention Order	TD	4	▲	+33.3%	+1	
	Other	OT	2	▲	+100.0%	+1	
	Show Cause	SC	2	▲	+100.0%	+1	
	Emancipation	EP	1	▲	-	+1	
	Emergency Custody Order	EC	1	↔		-	
	Juvenile Support	JS	1	▲	-	+1	
	Civil Violation	CI	0	▼	-100.0%	-2	
	Family Abuse - Protective Order	FP	0	▼	-100.0%	-1	
	Qualified Residential Treatment	QR	0	▼	-100.0%	-1	
	Restoration of Parental Rights	RR	0	▼	-100.0%	-1	
		Total		826	▲	1.2%	+10
	GRAND TOTAL			1,506	▼	-0.1%	-1

* Compared to same time period as previous year
 5/15/2024 1:08:40PM

** Case Type Categories are defined in the 2017 Virginia Judicial Workload Assessment
 Source: SCV-SQL-Information

Dispositions by Major Case Category**

Category	Summary	Change	% Change	Absolute Change
Adult Criminal	308	▲	-1.6%	-5
Child Dependency	111	▲	-15.9%	-21
Child in Need of Services/Supervision	23	▲	+109.1%	+12
Custody and Visitation	522	▼	+3.8%	+19
Delinquency	40	▲	-2.4%	-1
Juvenile Miscellaneous	33	▲	+153.8%	+20
New to Workload Study	0	▼	-100.0%	-2
Other	137	▼	-21.7%	-38
Protective Orders	113	▲	+20.2%	+19
Support	197	▲	-1.5%	-3
Traffic	22	▼	-4.3%	-1
GRAND TOTAL	1,506	▼	-0.1%	-1

* Compared to same time period as previous year
 5/15/2024 1:08:40PM

** Case Type Categories are defined in the 2017 Virginia Judicial Workload Assessment
 Source: SCV-SQL-Information

2024 Overall GRAND TOTAL		Distribution of Caseload			Change*		Percentage (%) of Caseload		
1,140 +6 0.5% 	Adult	556	49%	-5.6%	▼	-33	Adult	2023	2024
	Juvenile	584	51%	7.2%	▲	+39	Juvenile	51.9%	48.8%
	GRAND TOTAL	1,140	100%	0.5%	▲	+6	GRAND TOTAL	100%	100%

Dispositions by Division & Code

Division	Case Type Description	Code	Summary	Change	% Change	Absolute Change
Adult	Civil Support	VS	178	▲	+16.3%	+25
	Show Cause	SC	104	▼	-6.3%	-7
	Misdemeanor	CM	83	▼	-22.4%	-24
	Other	OT	79	▼	-10.2%	-9
	Family Abuse - Protective Order	FP	46	▼	-19.3%	-11
	Capias	CA	34	▲	+13.3%	+4
	Felony	CF	25	▼	-13.8%	-4
	Motion - Protective Order	MP	4	▼	-50.0%	-4
	Non-Family Abuse Protective Order	AP	3	▼	-25.0%	-1
	Restricted License for Non-Support	SL	0	▼	-100.0%	-2
	Total		556	▼	-5.6%	-33
Juvenile	Custody Visitation	CV	423	▲	+10.7%	+41
	Misdemeanor	DM	40	▲	+53.8%	+14
	Traffic	T	23	▼	-14.8%	-4
	Abuse and Neglect	AN	20	▲	+11.1%	+2
	Foster Care Review	FC	13	▲	+85.7%	+6
	Initial Foster Care	IF	10	▲	+900.0%	+9
	Permanency Planning	PH	10	▲	+11.1%	+1
	Status	ST	10	▼	-65.5%	-19
	Non-Family Abuse Protective Order	AP	9	▲	+200.0%	+6
	Truancy	TR	7	▼	-12.5%	-1
	Motion - Protective Order	MP	6	▼	-14.3%	-1
	Felony	DF	3	▼	-62.5%	-5
	Temporary Detention Order	TD	3	▼	-40.0%	-2
	Paternity	PT	2	▼	-71.4%	-5
	Child In Need of Services	CS	1	▼	-66.7%	-2
	Emergency Custody Order	EC	1	↔	-	-
	Other	OT	1	▲	-	+1
	Special Immigrant Juvenile Status	SI	1	▲	-	+1
	Voluntary Continuing Services and Support Agreen	VA	1	▲	-	+1
	Qualified Residential Treatment	QR	0	▼	-100.0%	-1
Terminate Parental Rights	TP	0	▼	-100.0%	-3	
	Total		584	▲	7.2%	+39
GRAND TOTAL			1,140	▲	0.5%	+6

Dispositions by Major Case Category**

Category	Summary	Change	% Change	Absolute Change
Adult Criminal	207	▼	-8.8%	-20
Child Dependency	54	▲	+38.5%	+15
Child in Need of Services/Supervision	8	▼	-27.3%	-3
Custody and Visitation	425	▼	+9.3%	+36
Delinquency	43	▼	+26.5%	+9
Juvenile Miscellaneous	10	▼	-65.5%	-19
New to Workload Study	1	▲	-	+1
Other	84	▲	-10.6%	-10
Protective Orders	68	▲	-13.9%	-11
Support	217	▼	+5.9%	+12

* Compared to same time period as previous year
 5/15/2024 1:08:40PM

** Case Type Categories are defined in the 2017 Virginia Judicial Workload Assessment
 Source: SCV-SQL-Information

Traffic		23	▼	-14.8%	-4
	GRAND TOTAL	1,140	▲	0.5%	+6

2024 Overall GRAND TOTAL		Distribution of Caseload			Change*		Percentage (%) of Caseload		
2,279 	+76	Adult	1,138	50%	0.8% ▲	+9	Adult	51.2%	49.9%
	3.4%	Juvenile	1,141	50%	6.2% ▲	+67	Juvenile	48.8%	50.1%
		GRAND TOTAL	2,279	100%	3.4% ▲	+76	GRAND TOTAL	100%	100%

Dispositions by Division & Code

Division	Case Type Description	Code	Summary	Change	% Change	Absolute Change	
Adult	Misdemeanor	CM	222	▼	-29.5%	-93	
	Other	OT	210	▲	+8.8%	+17	
	Civil Support	VS	201	▲	+22.6%	+37	
	Show Cause	SC	189	▲	+1.1%	+2	
	Felony	CF	136	▲	+58.1%	+50	
	Family Abuse - Protective Order	FP	82	▲	+1.2%	+1	
	Capias	CA	66	▲	-22.4%	-19	
	Motion - Protective Order	MP	20	▲	+42.9%	+6	
	Non-Family Abuse Protective Order	AP	7	▲	+600.0%	+6	
	Remand Support	RS	3	▲	+200.0%	+2	
	Restricted License for Non-Support	SL	2	▲	+100.0%	+1	
	Violation of Protective Order	PV	0	▼	-100.0%	-1	
	Total			1,138	▲	0.8%	+9
Juvenile	Custody Visitation	CV	457	▼	-10.0%	-51	
	Misdemeanor	DM	126	▲	+50.0%	+42	
	Terminate Parental Rights	TP	79	▲	+61.2%	+30	
	Foster Care Review	FC	60	▼	-20.0%	-15	
	Abuse and Neglect	AN	56	▼	-15.2%	-10	
	Permanency Planning	PH	42	▼	-33.3%	-21	
	Entrustment	ET	40	▲	+700.0%	+35	
	Felony	DF	34	▲	+61.9%	+13	
	Initial Foster Care	IF	30	▲	+42.9%	+9	
	Status	ST	29	▲	+866.7%	+26	
	Traffic	T	24	▲	+41.2%	+7	
	Child at Risk	RI	23	▲	+155.6%	+14	
	Truancy	TR	23	▲	+43.8%	+7	
	Mental Commitment	MC	21	▼	-8.7%	-2	
	Child In Need of Services	CS	20	▲	+81.8%	+9	
	Paternity	PT	20	▼	-41.2%	-14	
	Emergency Custody Order	EC	15	▼	-37.5%	-9	
	Temporary Detention Order	TD	10	▼	-33.3%	-5	
	Voluntary Continuing Services and Support Agree	VA	8	▲	+60.0%	+3	
	Motion - Protective Order	MP	5	▲	+400.0%	+4	
	Non-Family Abuse Protective Order	AP	4	▼	-20.0%	-1	
	Remand Custody	RC	4	▲	-	+4	
	Other	OT	3	▼	-50.0%	-3	
	Remand Visitation	RV	3	▲	-	+3	
	Civil Violation	CI	2	▲	+100.0%	+1	
	Special Immigrant Juvenile Status	SI	2	▼	-75.0%	-6	
	Protective Order	PC	1	▲	-	+1	
	Qualified Residential Treatment	QR	0	▼	-100.0%	-4	
	Total			1,141	▲	6.2%	+67
	GRAND TOTAL			2,279	▲	3.4%	+76

Dispositions by Major Case Category**

Category	Summary	Change	% Change	Absolute Change
Adult Criminal	554	▼	-10.1%	-62
Child Dependency	338	▲	+13.8%	+41
Child in Need of Services/Supervision	43	▲	+59.3%	+16

* Compared to same time period as previous year
 5/15/2024 1:08:40PM

** Case Type Categories are defined in the 2017 Virginia Judicial Workload Assessment
 Source: SCV-SQL-Information

CPSS - JCMS CASELOAD STATISTICS OF THE JUVENILE & DOMESTIC RELATIONS DISTRICT COURTS
 January 2024 thru April 2024 Dispositions (Compared to January 2023 thru April 2023)

Custody and Visitation	477	▼	-12.0%	-65
Delinquency	161	▲	+53.3%	+56
Juvenile Miscellaneous	29	▲	+866.7%	+26
New to Workload Study	4	▲	-55.6%	-5
Other	269	▲	+2.7%	+7
Protective Orders	118	▲	+15.7%	+16
Support	262	▲	+17.5%	+39
Traffic	24	▲	+41.2%	+7
GRAND TOTAL	2,279	▲	3.4%	+76

2024 Overall GRAND TOTAL		Distribution of Caseload		Change*		Percentage (%) of Caseload			
303	-17 -5.3%	Adult	158	52%	1.9% ▲	+3	Adult	48.4%	52.1%
2024		Juvenile	145	48%	-12.1% ▼	-20	Juvenile	51.6%	47.9%
2023		GRAND TOTAL	303	100%	-5.3% ▼	-17	GRAND TOTAL	100%	100%

Dispositions by Division & Code

Division	Case Type Description	Code	Summary	Change	% Change	Absolute Change
Adult	Show Cause	SC	36	▲	-2.7%	-1
	Civil Support	VS	31	▲	+19.2%	+5
	Misdemeanor	CM	30	▲	+25.0%	+6
	Other	OT	22	▼	-29.0%	-9
	Felony	CF	16	▲	+60.0%	+6
	Capias	CA	9	▲	+28.6%	+2
	Family Abuse - Protective Order	FP	8	▼	-52.9%	-9
	Motion - Protective Order	MP	4	▲	+300.0%	+3
	Violation of Protective Order	PV	2	▲	+100.0%	+1
	Non-Family Abuse Protective Order	AP	0	▼	-100.0%	-1
	Total		158	▲	1.9%	+3
Juvenile	Custody Visitation	CV	84	▲	+16.7%	+12
	Misdemeanor	DM	10	▼	-37.5%	-6
	Status	ST	8	▲	+700.0%	+7
	Traffic	T	6	▼	-57.1%	-8
	Foster Care Review	FC	5	▲	+66.7%	+2
	Permanency Planning	PH	5	▼	-68.8%	-11
	Child at Risk	RI	4	▲	+300.0%	+3
	Motion - Protective Order	MP	4	▲	+300.0%	+3
	Terminate Parental Rights	TP	4	▼	-75.0%	-12
	Truancy	TR	4	▲	-	+4
	Abuse and Neglect	AN	3	▼	-62.5%	-5
	Entrustment	ET	2	▼	-75.0%	-6
	Child In Need of Services	CS	1	▲	-	+1
	Initial Foster Care	IF	1	↔	-	-
	Mental Commitment	MC	1	▲	-	+1
	Other	OT	1	▲	-	+1
	Paternity	PT	1	▲	-	+1
	Temporary Detention Order	TD	1	▼	-66.7%	-2
	Felony	DF	0	▼	-100.0%	-2
	Qualified Residential Treatment	QR	0	▼	-100.0%	-1
Relief of Custody	CR	0	▼	-100.0%	-2	
	Total		145	▼	-12.1%	-20
GRAND TOTAL			303	▼	-5.3%	-17

Dispositions by Major Case Category**

Category	Summary	Change	% Change	Absolute Change
Adult Criminal	77	▲	+8.5%	+6
Child Dependency	24	▼	-57.1%	-32
Child in Need of Services/Supervision	5	▲	-	+5
Custody and Visitation	85	▲	+18.1%	+13
Delinquency	10	▼	-44.4%	-8
Juvenile Miscellaneous	8	▲	+700.0%	+7
Other	25	▲	-26.5%	-9
Protective Orders	16	▲	-20.0%	-4
Support	47	▲	+38.2%	+13
Traffic	6	▼	-57.1%	-8

* Compared to same time period as previous year
 5/15/2024 1:08:40PM

** Case Type Categories are defined in the 2017 Virginia Judicial Workload Assessment
 Source: SCV-SQL-Information

GRAND TOTAL

303



-5.3%

-17

2024 Overall GRAND TOTAL	Distribution of Caseload	Change*	Percentage (%) of Caseload																										
<div style="font-size: 2em; font-weight: bold;">566</div> <div style="display: flex; justify-content: center; align-items: center; gap: 10px;"> <div style="text-align: right;">+46 8.8%</div> <div style="font-size: 2em;">↑</div> </div> <div style="display: flex; justify-content: center; align-items: center; gap: 20px; margin-top: 5px;"> <div style="text-align: center;"> <div style="width: 20px; height: 10px; background-color: #444; margin-bottom: 2px;"></div> <div style="font-size: 8px;">2024</div> </div> <div style="text-align: center;"> <div style="width: 20px; height: 10px; background-color: #666; margin-bottom: 2px;"></div> <div style="font-size: 8px;">2023</div> </div> </div>	<table style="width: 100%; border-collapse: collapse;"> <tr> <td style="background-color: #444; color: white; padding: 2px;">Adult</td> <td style="text-align: right; padding: 2px;">323</td> <td style="text-align: right; padding: 2px;">57%</td> <td style="padding: 2px;">11.4% ▲</td> <td style="padding: 2px;">+33</td> </tr> <tr> <td style="background-color: #e67e22; color: white; padding: 2px;">Juvenile</td> <td style="text-align: right; padding: 2px;">243</td> <td style="text-align: right; padding: 2px;">43%</td> <td style="padding: 2px;">5.7% ▲</td> <td style="padding: 2px;">+13</td> </tr> <tr> <td style="background-color: #f1c40f; padding: 2px;">GRAND TOTAL</td> <td style="text-align: right; padding: 2px;">566</td> <td style="text-align: right; padding: 2px;">100%</td> <td style="padding: 2px;">8.8% ▲</td> <td style="padding: 2px;">+46</td> </tr> </table>	Adult	323	57%	11.4% ▲	+33	Juvenile	243	43%	5.7% ▲	+13	GRAND TOTAL	566	100%	8.8% ▲	+46	<table style="width: 100%; border-collapse: collapse;"> <tr> <td style="padding: 2px;"></td> <td style="text-align: right; padding: 2px;">2023</td> <td style="text-align: right; padding: 2px;">2024</td> </tr> <tr> <td style="background-color: #444; color: white; padding: 2px;">Adult</td> <td style="text-align: right; padding: 2px;">55.8%</td> <td style="text-align: right; padding: 2px;">57.1%</td> </tr> <tr> <td style="background-color: #e67e22; color: white; padding: 2px;">Juvenile</td> <td style="text-align: right; padding: 2px;">44.2%</td> <td style="text-align: right; padding: 2px;">42.9%</td> </tr> <tr> <td style="background-color: #f1c40f; padding: 2px;">GRAND TOTAL</td> <td style="text-align: right; padding: 2px;">100%</td> <td style="text-align: right; padding: 2px;">100%</td> </tr> </table>		2023	2024	Adult	55.8%	57.1%	Juvenile	44.2%	42.9%	GRAND TOTAL	100%	100%
Adult	323	57%	11.4% ▲	+33																									
Juvenile	243	43%	5.7% ▲	+13																									
GRAND TOTAL	566	100%	8.8% ▲	+46																									
	2023	2024																											
Adult	55.8%	57.1%																											
Juvenile	44.2%	42.9%																											
GRAND TOTAL	100%	100%																											

Dispositions by Division & Code

Division	Case Type Description	Code	Summary	Change	% Change	Absolute Change	
Adult	Misdemeanor	CM	79	▼	-2.5%	-2	
	Show Cause	SC	56	▲	+55.6%	+20	
	Other	OT	50	▼	-12.3%	-7	
	Civil Support	VS	49	▼	-19.7%	-12	
	Felony	CF	44	▲	+131.6%	+25	
	Family Abuse - Protective Order	FP	18	↔		-	
	Capias	CA	13	▲	+116.7%	+7	
	Remand Support	RS	5	▲	+66.7%	+2	
	Violation of Protective Order	PV	5	▲	+150.0%	+3	
	Motion - Protective Order	MP	2	▼	-33.3%	-1	
	Protective Order	PC	1	▲	-	+1	
	Restricted License for Non-Support	SL	1	↔		-	
	Non-Family Abuse Protective Order	AP	0	▼	-100.0%	-3	
Total			323	▲	11.4%	+33	
Juvenile	Custody Visitation	CV	147	▲	+9.7%	+13	
	Status	ST	20	▲	+300.0%	+15	
	Traffic	T	16	▲	+45.5%	+5	
	Truancy	TR	9	▼	-25.0%	-3	
	Misdemeanor	DM	7	▼	-53.3%	-8	
	Remand Custody	RC	7	▲	+16.7%	+1	
	Child In Need of Services	CS	5	▲	+150.0%	+3	
	Felony	DF	5	▲	+400.0%	+4	
	Motion - Protective Order	MP	4	↔		-	
	Other	OT	4	▲	-	+4	
	Permanency Planning	PH	4	▼	-63.6%	-7	
	Emergency Custody Order	EC	3	↔		-	
	Temporary Detention Order	TD	3	↔		-	
	Non-Family Abuse Protective Order	AP	2	▲	+100.0%	+1	
	Paternity	PT	2	↔		-	
	Civil Violation	CI	1	▲	-	+1	
	Emancipation	EP	1	▲	-	+1	
	Initial Foster Care	IF	1	▲	-	+1	
	Relief of Custody	CR	1	▲	-	+1	
	Show Cause	SC	1	▼	-50.0%	-1	
	Abuse and Neglect	AN	0	▼	-100.0%	-11	
	Family Abuse - Protective Order	FP	0	▼	-100.0%	-1	
	Qualified Residential Treatment	QR	0	▼	-100.0%	-1	
	Terminate Parental Rights	TP	0	▼	-100.0%	-5	
	Total			243	▲	5.7%	+13
	GRAND TOTAL			566	▲	8.8%	+46

Dispositions by Major Case Category**

Category	Summary	Change	% Change	Absolute Change
Adult Criminal	174	▲	+31.8%	+42
Child Dependency	6	▲	-78.6%	-22
Child in Need of Services/Supervision	15	▲	-6.3%	-1
Custody and Visitation	149	▲	+9.6%	+13
Delinquency	12	▲	-25.0%	-4

* Compared to same time period as previous year
 5/15/2024 1:08:40PM

** Case Type Categories are defined in the 2017 Virginia Judicial Workload Assessment
 Source: SCV-SQL-Information

CPSS - JCMS CASELOAD STATISTICS OF THE JUVENILE & DOMESTIC RELATIONS DISTRICT COURTS
 January 2024 thru April 2024 Dispositions (Compared to January 2023 thru April 2023)

Alleghany

District: 25 FIPS: 005

Juvenile Miscellaneous	21	▲	+320.0%	+16
New to Workload Study	1	▲	-	+1
Other	72	▲		0
Protective Orders	26	▼	-13.3%	-4
Support	74	▲		0
Traffic	16	▲	+45.5%	+5
GRAND TOTAL	566	▲	8.8%	+46

2024 Overall GRAND TOTAL		Distribution of Caseload			Change*		Percentage (%) of Caseload		
1,454 -13 -0.9% 	Adult Juvenile GRAND TOTAL	678	47%	-8.3% ▼	-61	50.4%	46.6%		
		776	53%	6.6% ▲	+48	49.6%	53.4%		
		1,454	100%	-0.9% ▼	-13	100%	100%		

Dispositions by Division & Code

Division	Case Type Description	Code	Summary	Change	% Change	Absolute Change	
Adult	Misdemeanor	CM	143	▼	-14.4%	-24	
	Civil Support	VS	136	▼	-1.4%	-2	
	Show Cause	SC	106	▼	-10.2%	-12	
	Other	OT	93	▲	-7.0%	-7	
	Capias	CA	62	▲	+26.5%	+13	
	Felony	CF	49	▼	-23.4%	-15	
	Family Abuse - Protective Order	FP	48	▼	-21.3%	-13	
	Remand Support	RS	21	▲	+31.3%	+5	
	Motion - Protective Order	MP	13	▼	-7.1%	-1	
	Non-Family Abuse Protective Order	AP	6	▲	+50.0%	+2	
	Restricted License for Non-Support	SL	1	▼	-66.7%	-2	
	Violation of Protective Order	PV	0	▼	-100.0%	-5	
		Total		678	▼	-8.3%	-61
Juvenile	Custody Visitation	CV	444	▲	+18.7%	+70	
	Misdemeanor	DM	65	▲	+16.1%	+9	
	Remand Custody	RC	30	▲	+36.4%	+8	
	Remand Visitation	RV	30	▲	+57.9%	+11	
	Traffic	T	28	▼	-51.7%	-30	
	Foster Care Review	FC	27	▼	-32.5%	-13	
	Abuse and Neglect	AN	22	↔		-	
	Truancy	TR	17	▲	+21.4%	+3	
	Emergency Custody Order	EC	15	▲	+50.0%	+5	
	Felony	DF	14	▼	-26.3%	-5	
	Temporary Detention Order	TD	14	▲	+180.0%	+9	
	Motion - Protective Order	MP	11	▼	-38.9%	-7	
	Permanency Planning	PH	11	▲	+22.2%	+2	
	Child In Need of Services	CS	9	▲	+28.6%	+2	
	Paternity	PT	6	▼	-14.3%	-1	
	Non-Family Abuse Protective Order	AP	5	▼	-50.0%	-5	
	Terminate Parental Rights	TP	5	▼	-16.7%	-1	
	Voluntary Continuing Services and Support Agreen	VA	5	▲	-	+5	
	Initial Foster Care	IF	4	▼	-73.3%	-11	
	Civil Violation	CI	3	▲	+200.0%	+2	
	Status	ST	3	▼	-57.1%	-4	
	Other	OT	2	▲	+100.0%	+1	
	Show Cause	SC	2	▲	+100.0%	+1	
	Emancipation	EP	1	▲	-	+1	
	Family Abuse - Protective Order	FP	1	▲	-	+1	
	Relief of Custody	CR	1	↔		-	
	Special Immigrant Juvenile Status	SI	1	↔		-	
	Capias	CA	0	▼	-100.0%	-1	
	Qualified Residential Treatment	QR	0	▼	-100.0%	-4	
		Total		776	▲	6.6%	+48
		GRAND TOTAL		1,454	▼	-0.9%	-13

Dispositions by Major Case Category**

Category	Summary	Change	% Change	Absolute Change
Adult Criminal	306	▼	-13.8%	-49
Child Dependency	75	▲	-22.7%	-22

* Compared to same time period as previous year
 5/15/2024 1:08:40PM

** Case Type Categories are defined in the 2017 Virginia Judicial Workload Assessment
 Source: SCV-SQL-Information

CPSS - JCMS CASELOAD STATISTICS OF THE JUVENILE & DOMESTIC RELATIONS DISTRICT COURTS
 January 2024 thru April 2024 Dispositions (Compared to January 2023 thru April 2023)

Augusta

District: 25 FIPS: 015

Child in Need of Services/Supervision	26	▲	+23.8%	+5
Custody and Visitation	450	▲	+18.1%	+69
Delinquency	81	▼	+5.2%	+4
Juvenile Miscellaneous	5	▲	-28.6%	-2
New to Workload Study	4	▲	+100.0%	+2
Other	204	▲	+17.9%	+31
Protective Orders	84	▲	-21.5%	-23
Support	191	▼	+1.1%	+2
Traffic	28	▼	-51.7%	-30
GRAND TOTAL	1,454	▼	-0.9%	-13

2024 Overall GRAND TOTAL		Distribution of Caseload		Change*		Percentage (%) of Caseload			
45 -54.1% 	Adult	22	49%	-45.0%	▼	-18	Adult	2023	2024
	Juvenile	23	51%	-60.3%	▼	-35	Juvenile	40.8%	48.9%
GRAND TOTAL		45	100%	-54.1%	▼	-53	GRAND TOTAL	100%	100%

Dispositions by Division & Code

Division	Case Type Description	Code	Summary	Change	% Change	Absolute Change
Adult	Civil Support	VS	8	▲	+33.3%	+2
	Misdemeanor	CM	4	▼	-73.3%	-11
	Other	OT	4	↔		-
	Family Abuse - Protective Order	FP	2	▲	+100.0%	+1
	Show Cause	SC	2	▼	-50.0%	-2
	Felony	CF	1	▼	-83.3%	-5
	Motion - Protective Order	MP	1	↔		-
	Capias	CA	0	▼	-100.0%	-1
	Remand Support	RS	0	▼	-100.0%	-2
	Total			22	▼	-45.0%
Juvenile	Custody Visitation	CV	12	▼	-60.0%	-18
	Misdemeanor	DM	5	▲	+25.0%	+1
	Child In Need of Services	CS	2	▲	-	+2
	Traffic	T	2	▼	-83.3%	-10
	Civil Violation	CI	1	▲	-	+1
	Emergency Custody Order	EC	1	▲	-	+1
	Abuse and Neglect	AN	0	▼	-100.0%	-2
	Non-Family Abuse Protective Order	AP	0	▼	-100.0%	-3
	Remand Custody	RC	0	▼	-100.0%	-6
	Truancy	TR	0	▼	-100.0%	-1
Total			23	▼	-60.3%	-35
GRAND TOTAL			45	▼	-54.1%	-53

Dispositions by Major Case Category**

Category	Summary	Change	% Change	Absolute Change
Adult Criminal	5	▼	-78.3%	-18
Child Dependency	0	▼	-100.0%	-2
Child in Need of Services/Supervision	2	▲	+100.0%	+1
Custody and Visitation	12	▼	-60.0%	-18
Delinquency	5	▲	+25.0%	+1
New to Workload Study	1	▲	-	+1
Other	5	▲	-58.3%	-7
Protective Orders	3	↔	-40.0%	-2
Support	10	↔	+11.1%	+1
Traffic	2	▼	-83.3%	-10
GRAND TOTAL	45	▼	-54.1%	-53

* Compared to same time period as previous year
 5/15/2024 1:08:40PM

** Case Type Categories are defined in the 2017 Virginia Judicial Workload Assessment
 Source: SCV-SQL-Information

2024 Overall GRAND TOTAL		Distribution of Caseload		Change*		Percentage (%) of Caseload			
457 -1.3% 	-6	Adult	191	42%	-17.3% ▼	-40	Adult	49.9%	41.8%
		Juvenile	266	58%	14.7% ▲	+34	Juvenile	50.1%	58.2%
GRAND TOTAL		457	100%	-1.3% ▼	-6	GRAND TOTAL	100%	100%	

Dispositions by Division & Code

Division	Case Type Description	Code	Summary	Change	% Change	Absolute Change
Adult	Civil Support	VS	47	▲	+17.5%	+7
	Misdemeanor	CM	40	▼	-32.2%	-19
	Other	OT	39	▼	+11.4%	+4
	Show Cause	SC	18	▼	-41.9%	-13
	Remand Support	RS	12	▲	+20.0%	+2
	Family Abuse - Protective Order	FP	11	▼	-21.4%	-3
	Felony	CF	11	▼	-59.3%	-16
	Non-Family Abuse Protective Order	AP	5	▲	-	+5
	Capias	CA	4	▼	-33.3%	-2
	Motion - Protective Order	MP	4	▼	-50.0%	-4
	Criminal Support	CS	0	▼	-100.0%	-1
Total			191	▼	-17.3%	-40
Juvenile	Custody Visitation	CV	109	▲	+11.2%	+11
	Traffic	T	35	▲	+2.9%	+1
	Remand Custody	RC	33	▲	+120.0%	+18
	Remand Visitation	RV	32	▲	+113.3%	+17
	Misdemeanor	DM	19	▼	-26.9%	-7
	Abuse and Neglect	AN	7	▲	+75.0%	+3
	Civil Violation	CI	7	▲	+75.0%	+3
	Emergency Custody Order	EC	5	▲	+150.0%	+3
	Truancy	TR	5	▲	-	+5
	Family Abuse - Protective Order	FP	3	▲	-	+3
	Child In Need of Services	CS	2	▼	-50.0%	-2
	Felony	DF	2	▼	-88.2%	-15
	Foster Care Review	FC	1	▼	-66.7%	-2
	Mental Commitment	MC	1	↔	-	-
	Motion - Protective Order	MP	1	↔	-	-
	Permanency Planning	PH	1	↔	-	-
	Show Cause	SC	1	▼	-66.7%	-2
	Status	ST	1	↔	-	-
	Temporary Detention Order	TD	1	↔	-	-
	Non-Family Abuse Protective Order	AP	0	▼	-100.0%	-1
Special Immigrant Juvenile Status	SI	0	▼	-100.0%	-1	
Total			266	▲	14.7%	+34
GRAND TOTAL			457	▼	-1.3%	-6

Dispositions by Major Case Category**

Category	Summary	Change	% Change	Absolute Change
Adult Criminal	66	▼	-36.5%	-38
Child Dependency	9	▲	+12.5%	+1
Child in Need of Services/Supervision	7	▲	+75.0%	+3
Custody and Visitation	109	▲	+11.2%	+11
Delinquency	22	▼	-52.2%	-24
Juvenile Miscellaneous	1	↔	-	0
New to Workload Study	7	▼	+40.0%	+2
Other	123	▲	+55.7%	+44
Protective Orders	24	▲	-	0
Support	54	▼	-10.0%	-6

* Compared to same time period as previous year
 5/15/2024 1:08:40PM

** Case Type Categories are defined in the 2017 Virginia Judicial Workload Assessment
 Source: SCV-SQL-Information

CPSS - JCMS CASELOAD STATISTICS OF THE JUVENILE & DOMESTIC RELATIONS DISTRICT COURTS
January 2024 thru April 2024 Dispositions (Compared to January 2023 thru April 2023)

Botetourt

District: 25 FIPS: 023

Traffic		35	▲	+2.9%	+1
	GRAND TOTAL	457	▼	-1.3%	-6

2024 Overall GRAND TOTAL		Distribution of Caseload		Change*		Percentage (%) of Caseload		
164	-5 -3.0%	Adult	101 62%	8.6% ▲	+8	Adult	55.0%	61.6%
2024		Juvenile	63 38%	-17.1% ▼	-13	Juvenile	45.0%	38.4%
2023		GRAND TOTAL	164 100%	-3.0% ▼	-5	GRAND TOTAL	100%	100%

Dispositions by Division & Code

Division	Case Type Description	Code	Summary	Change	% Change	Absolute Change
Adult	Misdemeanor	CM	26	▼	-3.7%	-1
	Civil Support	VS	25	▲	+47.1%	+8
	Other	OT	14	▼	-17.6%	-3
	Show Cause	SC	13	▲	+116.7%	+7
	Family Abuse - Protective Order	FP	11	↔		-
	Felony	CF	8	▲	+33.3%	+2
	Capias	CA	3	▲	+50.0%	+1
	Remand Support	RS	1	▲	-	+1
	Motion - Protective Order	MP	0	▼	-100.0%	-4
	Non-Family Abuse Protective Order	AP	0	▼	-100.0%	-3
	Total		101	▲	8.6%	+8
Juvenile	Custody Visitation	CV	15	▼	-71.7%	-38
	Permanency Planning	PH	11	▲	+450.0%	+9
	Truancy	TR	9	▲	+200.0%	+6
	Remand Custody	RC	5	▲	-	+5
	Abuse and Neglect	AN	4	▲	-	+4
	Motion - Protective Order	MP	4	▲	-	+4
	Misdemeanor	DM	3	▼	-57.1%	-4
	Traffic	T	3	↔		-
	Initial Foster Care	IF	2	▲	-	+2
	Remand Visitation	RV	2	▲	-	+2
	Child In Need of Services	CS	1	↔		-
	Civil Violation	CI	1	▼	-50.0%	-1
	Foster Care Review	FC	1	↔		-
	Status	ST	1	▼	-50.0%	-1
	Voluntary Continuing Services and Support Agreem	VA	1	↔		-
	Felony	DF	0	▼	-100.0%	-1
		Total		63	▼	-17.1%
GRAND TOTAL			164	▼	-3.0%	-5

Dispositions by Major Case Category**

Category	Summary	Change	% Change	Absolute Change	
Adult Criminal	41	▲	+13.9%	+5	
Child Dependency	19	▲	+375.0%	+15	
Child in Need of Services/Supervision	10	▲	+150.0%	+6	
Custody and Visitation	15	▼	-71.7%	-38	
Delinquency	3	▼	-62.5%	-5	
Juvenile Miscellaneous	1	▼	-50.0%	-1	
New to Workload Study	1	▼	-50.0%	-1	
Other	22	▲	+29.4%	+5	
Protective Orders	15	▲	-16.7%	-3	
Support	34	▲	+54.5%	+12	
Traffic	3	↔		0	
GRAND TOTAL		164	▼	-3.0%	-5

* Compared to same time period as previous year
 5/15/2024 1:08:40PM

** Case Type Categories are defined in the 2017 Virginia Judicial Workload Assessment
 Source: SCV-SQL-Information

2024 Overall GRAND TOTAL		Distribution of Caseload		Change*		Percentage (%) of Caseload			
77	-35 -31.3%	Adult	56	73%	36.6% ▲	+15	Adult	36.6%	72.7%
2024		Juvenile	21	27%	-70.4% ▼	-50	Juvenile	63.4%	27.3%
2023		GRAND TOTAL	77	100%	-31.3% ▼	-35	GRAND TOTAL	100%	100%

Dispositions by Division & Code

Division	Case Type Description	Code	Summary	Change	% Change	Absolute Change
Adult	Misdemeanor	CM	18	▲	+63.6%	+7
	Felony	CF	13	▲	+1,200.0%	+12
	Civil Support	VS	8	▼	-27.3%	-3
	Show Cause	SC	8	↔	+60.0%	+3
	Other	OT	6	▲		-
	Non-Family Abuse Protective Order	AP	2	▲	-	+2
	Motion - Protective Order	MP	1	▼	-50.0%	-1
	Family Abuse - Protective Order	FP	0	▼	-100.0%	-4
	Remand Support	RS	0	▼	-100.0%	-1
		Total		56	▲	36.6%
Juvenile	Custody Visitation	CV	5	▼	-87.8%	-36
	Initial Foster Care	IF	3	▲	+200.0%	+2
	Traffic	T	3	↔		-
	Abuse and Neglect	AN	2	↔		-
	Truancy	TR	2	▲	+100.0%	+1
	Misdemeanor	DM	1	▼	-66.7%	-2
	Motion - Protective Order	MP	1	▲	-	+1
	Remand Custody	RC	1	▲	-	+1
	Remand Visitation	RV	1	▲	-	+1
	Temporary Detention Order	TD	1	▲	-	+1
	Terminate Parental Rights	TP	1	▼	-92.3%	-12
	Permanency Planning	PH	0	▼	-100.0%	-5
	Qualified Residential Treatment	QR	0	▼	-100.0%	-1
	Voluntary Continuing Services and Support Agreem	VA	0	▼	-100.0%	-1
		Total		21	▼	-70.4%
GRAND TOTAL			77	▼	-31.3%	-35

Dispositions by Major Case Category**

Category	Summary	Change	% Change	Absolute Change	
Adult Criminal	39	▲	+143.8%	+23	
Child Dependency	6	▼	-73.9%	-17	
Child in Need of Services/Supervision	2	▲	+100.0%	+1	
Custody and Visitation	5	▼	-87.8%	-36	
Delinquency	1	▼	-66.7%	-2	
Other	9	▲	+28.6%	+2	
Protective Orders	4	▲	-33.3%	-2	
Support	8	▼	-33.3%	-4	
Traffic	3	↔		0	
GRAND TOTAL		77	▼	-31.3%	-35

* Compared to same time period as previous year
 5/15/2024 1:08:40PM

** Case Type Categories are defined in the 2017 Virginia Judicial Workload Assessment
 Source: SCV-SQL-Information

2024 Overall GRAND TOTAL		Distribution of Caseload		Change*		Percentage (%) of Caseload			
28	-11 -28.2%	Adult	18	64%	-21.7% ▼	-5	Adult	59.0%	64.3%
2024		Juvenile	10	36%	-37.5% ▼	-6	Juvenile	41.0%	35.7%
2023		GRAND TOTAL	28	100%	-28.2% ▼	-11	GRAND TOTAL	100%	100%

Dispositions by Division & Code

Division	Case Type Description	Code	Summary	Change	% Change	Absolute Change
Adult	Misdemeanor	CM	6	▼	-57.1%	-8
	Show Cause	SC	3	▲	-	+3
	Capias	CA	2	▲	-	+2
	Felony	CF	2	▼	-33.3%	-1
	Other	OT	2	▲	-50.0%	-2
	Civil Support	VS	1	↔	-	-
	Non-Family Abuse Protective Order	AP	1	▲	-	+1
	Remand Support	RS	1	▲	-	+1
	Family Abuse - Protective Order	FP	0	▼	-100.0%	-1
	Total			18	▼	-21.7%
Juvenile	Custody Visitation	CV	3	▼	-66.7%	-6
	Traffic	T	3	▲	+50.0%	+1
	Remand Custody	RC	2	▲	-	+2
	Remand Visitation	RV	2	▲	-	+2
	Misdemeanor	DM	0	▼	-100.0%	-5
	Total			10	▼	-37.5%
GRAND TOTAL			28	▼	-28.2%	-11

Dispositions by Major Case Category**

Category	Summary	Change	% Change	Absolute Change
Adult Criminal	10	▲	-41.2%	-7
Custody and Visitation	3	▼	-66.7%	-6
Delinquency	0	▼	-100.0%	-5
Other	7	▲	+75.0%	+3
Protective Orders	1	▲	-	0
Support	4	▲	+300.0%	+3
Traffic	3	▲	+50.0%	+1
GRAND TOTAL	28	▼	-28.2%	-11

2024 Overall GRAND TOTAL		Distribution of Caseload		Change*		Percentage (%) of Caseload		
406	-23 -5.4%	Adult	205 50%	-4.2% ▼	-9	Adult	49.9%	50.5%
2024		Juvenile	201 50%	-6.5% ▼	-14	Juvenile	50.1%	49.5%
2023		GRAND TOTAL	406 100%	-5.4% ▼	-23	GRAND TOTAL	100%	100%

Dispositions by Division & Code

Division	Case Type Description	Code	Summary	Change	% Change	Absolute Change
Adult	Civil Support	VS	48	▲	+11.6%	+5
	Misdemeanor	CM	41	▼	-22.6%	-12
	Other	OT	36	▲	+24.1%	+7
	Felony	CF	22	▲	+4.8%	+1
	Family Abuse - Protective Order	FP	21	▲	+16.7%	+3
	Show Cause	SC	19	▼	-42.4%	-14
	Capias	CA	8	▼	-27.3%	-3
	Motion - Protective Order	MP	4	▲	+300.0%	+3
	Non-Family Abuse Protective Order	AP	3	▲	+200.0%	+2
	Remand Support	RS	2	▼	-50.0%	-2
	Violation of Protective Order	PV	1	▲	-	+1
	Total		205	▼	-4.2%	-9
Juvenile	Custody Visitation	CV	132	▲	+11.9%	+14
	Misdemeanor	DM	17	▼	-19.0%	-4
	Truancy	TR	11	↔	-	-
	Traffic	T	10	↔	-	-
	Abuse and Neglect	AN	8	▼	-20.0%	-2
	Show Cause	SC	5	▲	+66.7%	+2
	Child In Need of Services	CS	4	▲	+33.3%	+1
	Permanency Planning	PH	4	▲	+33.3%	+1
	Foster Care Review	FC	3	↔	-	-
	Felony	DF	2	▼	-33.3%	-1
	Temporary Detention Order	TD	2	▲	-	+2
	Civil Violation	CI	1	▼	-75.0%	-3
	Motion - Protective Order	MP	1	▼	-80.0%	-4
	Paternity	PT	1	▼	-50.0%	-1
	Initial Foster Care	IF	0	▼	-100.0%	-2
	Non-Family Abuse Protective Order	AP	0	▼	-100.0%	-7
	Qualified Residential Treatment	QR	0	▼	-100.0%	-2
	Relief of Custody	CR	0	▼	-100.0%	-1
	Remand Custody	RC	0	▼	-100.0%	-1
	Remand Visitation	RV	0	▼	-100.0%	-1
	Special Immigrant Juvenile Status	SI	0	▼	-100.0%	-1
Status	ST	0	▼	-100.0%	-3	
Voluntary Continuing Services and Support Agreem	VA	0	▼	-100.0%	-1	
	Total		201	▼	-6.5%	-14
GRAND TOTAL			406	▼	-5.4%	-23

Dispositions by Major Case Category**

Category	Summary	Change	% Change	Absolute Change
Adult Criminal	80	▲	-22.3%	-23
Child Dependency	15	▼	-31.8%	-7
Child in Need of Services/Supervision	16	▲	+14.3%	+2
Custody and Visitation	133	▼	+10.8%	+13
Delinquency	23	▼	-14.8%	-4
Juvenile Miscellaneous	0	▼	-100.0%	-3
New to Workload Study	1	▼	-80.0%	-4
Other	40	▲	+14.3%	+5

* Compared to same time period as previous year
 5/15/2024 1:08:40PM

** Case Type Categories are defined in the 2017 Virginia Judicial Workload Assessment
 Source: SCV-SQL-Information

Protective Orders	29	▲	-9.4%	-3
Support	59	▼	+1.7%	+1
Traffic	10	↔		0
GRAND TOTAL	406	▼	-5.4%	-23

2024 Overall GRAND TOTAL		Distribution of Caseload		Change*		Percentage (%) of Caseload			
703 +48 7.3% 	2024 2023	Adult	409	58%	5.7% ▲	+22	Adult	2023	2024
		Juvenile	294	42%	9.7% ▲	+26	Juvenile	59.1%	58.2%
GRAND TOTAL		703	100%	7.3% ▲	+48	GRAND TOTAL	100%	100%	

Dispositions by Division & Code

Division	Case Type Description	Code	Summary	Change	% Change	Absolute Change	
Adult	Misdemeanor	CM	100	▲	+14.9%	+13	
	Show Cause	SC	90	▲	+38.5%	+25	
	Felony	CF	64	▼	-13.5%	-10	
	Civil Support	VS	42	▼	-10.6%	-5	
	Other	OT	40	▲	-23.1%	-12	
	Capias	CA	33	▲	+13.8%	+4	
	Family Abuse - Protective Order	FP	29	▲	+16.0%	+4	
	Remand Support	RS	5	▲	+400.0%	+4	
	Motion - Protective Order	MP	2	▼	-60.0%	-3	
	Violation of Protective Order	PV	2	↔		-	
	Non-Family Abuse Protective Order	AP	1	▲	-	+1	
	Restricted License for Non-Support	SL	1	▲	-	+1	
	Total			409	▲	5.7%	+22
Juvenile	Custody Visitation	CV	127	▲	+7.6%	+9	
	Abuse and Neglect	AN	42	▲	+200.0%	+28	
	Mental Commitment	MC	20	▼	-28.6%	-8	
	Foster Care Review	FC	18	▲	+38.5%	+5	
	Misdemeanor	DM	14	↔		-	
	Initial Foster Care	IF	9	▲	+200.0%	+6	
	Traffic	T	9	▼	-52.6%	-10	
	Remand Custody	RC	8	▲	+100.0%	+4	
	Remand Visitation	RV	8	▲	+100.0%	+4	
	Terminate Parental Rights	TP	8	▼	-20.0%	-2	
	Permanency Planning	PH	6	↔		-	
	Child In Need of Services	CS	4	▼	-20.0%	-1	
	Paternity	PT	4	↔		-	
	Motion - Protective Order	MP	3	▲	+50.0%	+1	
	Temporary Detention Order	TD	3	↔		-	
	Felony	DF	2	▼	-86.7%	-13	
	Non-Family Abuse Protective Order	AP	2	▲	+100.0%	+1	
	Special Immigrant Juvenile Status	SI	2	▲	-	+2	
	Truancy	TR	2	▲	+100.0%	+1	
	Emergency Custody Order	EC	1	▲	-	+1	
	Status	ST	1	↔		-	
	Voluntary Continuing Services and Support Agreem	VA	1	↔		-	
	Civil Violation	CI	0	▼	-100.0%	-2	
	Total			294	▲	9.7%	+26
	GRAND TOTAL			703	▲	7.3%	+48

Dispositions by Major Case Category**

Category	Summary	Change	% Change	Absolute Change
Adult Criminal	248	▲	+7.4%	+17
Child Dependency	84	▲	+78.7%	+37
Child in Need of Services/Supervision	6	▲		0
Custody and Visitation	131	▲	+7.4%	+9
Delinquency	16	▼	-44.8%	-13
Juvenile Miscellaneous	1	↔		0
New to Workload Study	2	▲		0

* Compared to same time period as previous year
 5/15/2024 1:08:40PM

** Case Type Categories are defined in the 2017 Virginia Judicial Workload Assessment
 Source: SCV-SQL-Information

CPSS - JCMS CASELOAD STATISTICS OF THE JUVENILE & DOMESTIC RELATIONS DISTRICT COURTS
 January 2024 thru April 2024 Dispositions (Compared to January 2023 thru April 2023)

Staunton

District: 25 FIPS: 790

Other	85	▲	-7.6%	-7
Protective Orders	37	▲	+12.1%	+4
Support	84	▲	+15.1%	+11
Traffic	9	▼	-52.6%	-10
GRAND TOTAL	703	▲	7.3%	+48

2024 Overall GRAND TOTAL		Distribution of Caseload		Change*		Percentage (%) of Caseload		
693	-15 -2.1%	Adult	413 60%	20.8% ▲	+71	Adult	48.3%	59.6%
2024		Juvenile	280 40%	-23.5% ▼	-86	Juvenile	51.7%	40.4%
2023		GRAND TOTAL	693 100%	-2.1% ▼	-15	GRAND TOTAL	100%	100%

Dispositions by Division & Code

Division	Case Type Description	Code	Summary	Change	% Change	Absolute Change
Adult	Civil Support	VS	101	▲	+40.3%	+29
	Show Cause	SC	76	▲	+5.6%	+4
	Misdemeanor	CM	59	▼	-7.8%	-5
	Other	OT	49	▲	+8.9%	+4
	Felony	CF	46	▲	+119.0%	+25
	Capias	CA	34	▲	+47.8%	+11
	Family Abuse - Protective Order	FP	31	▲	+24.0%	+6
	Motion - Protective Order	MP	6	▼	-45.5%	-5
	Non-Family Abuse Protective Order	AP	5	▲	-	+5
	Remand Support	RS	4	▼	-50.0%	-4
	Restricted License for Non-Support	SL	1	↔	-	-
	Violation of Protective Order	PV	1	▲	-	+1
	Total		413	▲	20.8%	+71
Juvenile	Custody Visitation	CV	147	▼	-27.6%	-56
	Foster Care Review	FC	25	↔	-	-
	Misdemeanor	DM	18	▼	-14.3%	-3
	Felony	DF	14	▲	+100.0%	+7
	Permanency Planning	PH	14	▼	-17.6%	-3
	Temporary Detention Order	TD	10	▲	+25.0%	+2
	Remand Custody	RC	7	▼	-56.3%	-9
	Remand Visitation	RV	7	▼	-56.3%	-9
	Truancy	TR	6	▼	-14.3%	-1
	Abuse and Neglect	AN	5	▼	-37.5%	-3
	Paternity	PT	5	▼	-28.6%	-2
	Traffic	T	5	▲	+400.0%	+4
	Initial Foster Care	IF	4	▲	+33.3%	+1
	Voluntary Continuing Services and Support Agree	VA	4	▲	+33.3%	+1
	Child In Need of Services	CS	2	▼	-33.3%	-1
	Non-Family Abuse Protective Order	AP	2	▲	-	+2
	Show Cause	SC	2	▲	+100.0%	+1
	Terminate Parental Rights	TP	2	▼	-85.7%	-12
	Motion - Protective Order	MP	1	▼	-75.0%	-3
	Child at Risk	RI	0	▼	-100.0%	-1
Emergency Custody Order	EC	0	▼	-100.0%	-1	
	Total		280	▼	-23.5%	-86
GRAND TOTAL			693	▼	-2.1%	-15

Dispositions by Major Case Category**

Category	Summary	Change	% Change	Absolute Change
Adult Criminal	182	▲	+19.0%	+29
Child Dependency	54	▼	-23.9%	-17
Child in Need of Services/Supervision	8	▼	-20.0%	-2
Custody and Visitation	152	▼	-27.6%	-58
Delinquency	34	▲	+17.2%	+5
Other	77	▼	-18.1%	-17
Protective Orders	45	▲	+12.5%	+5
Support	136	▲	+36.0%	+36
Traffic	5	▲	+400.0%	+4

* Compared to same time period as previous year
 5/15/2024 1:08:40PM

** Case Type Categories are defined in the 2017 Virginia Judicial Workload Assessment
 Source: SCV-SQL-Information

GRAND TOTAL

693



-2.1%

-15

2024 Overall GRAND TOTAL		Distribution of Caseload		Change*		Percentage (%) of Caseload		
163	+16 10.9%	Adult	62 38%	-7.5% ▼	-5	Adult	45.6%	38.0%
2024		Juvenile	101 62%	26.3% ▲	+21	Juvenile	54.4%	62.0%
2023		GRAND TOTAL	163 100%	10.9% ▲	+16	GRAND TOTAL	100%	100%

Dispositions by Division & Code

Division	Case Type Description	Code	Summary	Change	% Change	Absolute Change
Adult	Misdemeanor	CM	17	▲	+54.5%	+6
	Show Cause	SC	14	▼	-	-
	Civil Support	VS	10	▼	-47.4%	-9
	Other	OT	9	▼	-25.0%	-3
	Motion - Protective Order	MP	4	▲	-	+4
	Capias	CA	3	▲	+50.0%	+1
	Family Abuse - Protective Order	FP	3	▼	-40.0%	-2
	Felony	CF	1	▼	-66.7%	-2
	Non-Family Abuse Protective Order	AP	1	▲	-	+1
	Remand Support	RS	0	▼	-100.0%	-1
	Total		62	▼	-7.5%	-5
Juvenile	Custody Visitation	CV	58	▲	+38.1%	+16
	Misdemeanor	DM	11	▲	+57.1%	+4
	Traffic	T	6	▲	+100.0%	+3
	Civil Violation	CI	4	▼	-50.0%	-4
	Paternity	PT	4	▲	+300.0%	+3
	Status	ST	4	▲	-	+4
	Initial Foster Care	IF	2	▲	-	+2
	Motion - Protective Order	MP	2	▲	-	+2
	Show Cause	SC	2	▲	-	+2
	Abuse and Neglect	AN	1	▲	-	+1
	Emergency Custody Order	EC	1	↔	-	-
	Entrustment	ET	1	▲	-	+1
	Non-Family Abuse Protective Order	AP	1	▲	-	+1
	Other	OT	1	▲	-	+1
	Permanency Planning	PH	1	▼	-50.0%	-1
	Temporary Detention Order	TD	1	↔	-	-
	Truancy	TR	1	▲	-	+1
	Foster Care Review	FC	0	▼	-100.0%	-2
	Remand Custody	RC	0	▼	-100.0%	-3
	Remand Visitation	RV	0	▼	-100.0%	-3
Special Immigrant Juvenile Status	SI	0	▼	-100.0%	-1	
Terminate Parental Rights	TP	0	▼	-100.0%	-6	
	Total		101	▲	26.3%	+21
GRAND TOTAL			163	▲	10.9%	+16

Dispositions by Major Case Category**

Category	Summary	Change	% Change	Absolute Change
Adult Criminal	30	▲	+25.0%	+6
Child Dependency	5	▲	-50.0%	-5
Child in Need of Services/Supervision	1	▲	-	+1
Custody and Visitation	62	▲	+44.2%	+19
Delinquency	13	▲	+85.7%	+6
Juvenile Miscellaneous	4	▲	-	+4
New to Workload Study	4	▼	-55.6%	-5
Other	12	▲	-42.9%	-9
Protective Orders	11	▲	+120.0%	+6
Support	15	▲	-40.0%	-10

* Compared to same time period as previous year
 5/15/2024 1:08:40PM

** Case Type Categories are defined in the 2017 Virginia Judicial Workload Assessment
 Source: SCV-SQL-Information

CPSS - JCMS CASELOAD STATISTICS OF THE JUVENILE & DOMESTIC RELATIONS DISTRICT COURTS
 January 2024 thru April 2024 Dispositions (Compared to January 2023 thru April 2023)

Traffic		6	▲	+100.0%	+3
	GRAND TOTAL	163	▲	10.9%	+16

2024 Overall GRAND TOTAL		Distribution of Caseload		Change*		Percentage (%) of Caseload			
1,408	+112 8.6%	Adult	592	42%	4.6% ▲	+26	Adult	43.7%	42.0%
2024		Juvenile	816	58%	11.8% ▲	+86	Juvenile	56.3%	58.0%
2023		GRAND TOTAL	1,408	100%	8.6% ▲	+112	GRAND TOTAL	100%	100%

Dispositions by Division & Code

Division	Case Type Description	Code	Summary	Change	% Change	Absolute Change	
Adult	Show Cause	SC	140	▲	+25.0%	+28	
	Misdemeanor	CM	129	▲	+9.3%	+11	
	Civil Support	VS	117	▼	-18.8%	-27	
	Other	OT	86	▲	+16.2%	+12	
	Capias	CA	43	▲	+79.2%	+19	
	Family Abuse - Protective Order	FP	36	▼	-21.7%	-10	
	Felony	CF	23	▲	+4.5%	+1	
	Remand Support	RS	11	▼	-42.1%	-8	
	Motion - Protective Order	MP	5	▲	+66.7%	+2	
	Non-Family Abuse Protective Order	AP	2	▲	+100.0%	+1	
	Bond Forfeiture	BF	0	▼	-100.0%	-1	
	Protective Order	PC	0	▼	-100.0%	-1	
	Violation of Protective Order	PV	0	▼	-100.0%	-1	
	Total		592	▲	4.6%	+26	
Juvenile	Custody Visitation	CV	521	▲	+20.0%	+87	
	Misdemeanor	DM	70	▲	+27.3%	+15	
	Traffic	T	49	▲	+113.0%	+26	
	Felony	DF	20	▲	+122.2%	+11	
	Status	ST	20	▼	+33.3%	+5	
	Paternity	PT	18	▲	+12.5%	+2	
	Remand Custody	RC	18	▼	-40.0%	-12	
	Remand Visitation	RV	18	▼	-47.1%	-16	
	Abuse and Neglect	AN	12	▼	-14.3%	-2	
	Foster Care Review	FC	11	▼	-50.0%	-11	
	Truancy	TR	11	▼	-45.0%	-9	
	Permanency Planning	PH	8	▼	-11.1%	-1	
	Motion - Protective Order	MP	7	▲	+75.0%	+3	
	Special Immigrant Juvenile Status	SI	7	▲	+133.3%	+4	
	Initial Foster Care	IF	6	↔	-	-	
	Emergency Custody Order	EC	4	▼	-20.0%	-1	
	Non-Family Abuse Protective Order	AP	4	▼	-33.3%	-2	
	Temporary Detention Order	TD	4	▼	-60.0%	-6	
	Civil Violation	CI	2	▼	-33.3%	-1	
	Terminate Parental Rights	TP	2	▲	-	+2	
	Child In Need of Services	CS	1	▼	-50.0%	-1	
	Other	OT	1	▼	-85.7%	-6	
	Show Cause	SC	1	▲	-	+1	
	Voluntary Continuing Services and Support Agreem	VA	1	▲	-	+1	
	Qualified Residential Treatment	QR	0	▼	-100.0%	-3	
		Total		816	▲	11.8%	+86
		GRAND TOTAL		1,408	▲	8.6%	+112

Dispositions by Major Case Category**

Category	Summary	Change	% Change	Absolute Change
Adult Criminal	292	▼	+22.7%	+54
Child Dependency	40	▲	-25.9%	-14
Child in Need of Services/Supervision	12	▼	-45.5%	-10
Custody and Visitation	539	▲	+19.8%	+89
Delinquency	91	▲	+42.2%	+27

* Compared to same time period as previous year
 5/15/2024 1:08:40PM

** Case Type Categories are defined in the 2017 Virginia Judicial Workload Assessment
 Source: SCV-SQL-Information

CPSS - JCMS CASELOAD STATISTICS OF THE JUVENILE & DOMESTIC RELATIONS DISTRICT COURTS
 January 2024 thru April 2024 Dispositions (Compared to January 2023 thru April 2023)

Frederick

District: 26 FIPS: 069

Juvenile Miscellaneous	20	▼	+33.3%	+5
New to Workload Study	9	▲	+50.0%	+3
Other	142	▼	-20.7%	-37
Protective Orders	54	▲	-10.0%	-6
Support	160	▲	-13.5%	-25
Traffic	49	▲	+113.0%	+26
GRAND TOTAL	1,408	▲	8.6%	+112

2024 Overall GRAND TOTAL		Distribution of Caseload		Change*		Percentage (%) of Caseload		
556	-58 -9.4%	Adult	250 45%	-14.4% ▼	-42	Adult	47.6%	45.0%
2024		Juvenile	306 55%	-5.0% ▼	-16	Juvenile	52.4%	55.0%
2023		GRAND TOTAL	556 100%	-9.4% ▼	-58	GRAND TOTAL	100%	100%

Dispositions by Division & Code

Division	Case Type Description	Code	Summary	Change	% Change	Absolute Change
Adult	Civil Support	VS	45	▼	-23.7%	-14
	Show Cause	SC	45	▼	-34.8%	-24
	Misdemeanor	CM	44	▼	-29.0%	-18
	Other	OT	43	▲	+38.7%	+12
	Family Abuse - Protective Order	FP	27	▲	+3.8%	+1
	Capias	CA	24	▲	-20.0%	-6
	Felony	CF	16	▲	+100.0%	+8
	Motion - Protective Order	MP	4	↔		-
	Non-Family Abuse Protective Order	AP	2	↔		-
	Remand Support	RS	0	▼	-100.0%	-1
	Total		250	▼	-14.4%	-42
Juvenile	Custody Visitation	CV	202	↔		-
	Misdemeanor	DM	28	▲	+16.7%	+4
	Traffic	T	21	▲	+23.5%	+4
	Permanency Planning	PH	12	▲	+9.1%	+1
	Status	ST	12	▲		-
	Truancy	TR	4	▲	+100.0%	+2
	Capias	CA	3	▲	+200.0%	+2
	Felony	DF	3	↔		-
	Foster Care Review	FC	3	▼	-75.0%	-9
	Non-Family Abuse Protective Order	AP	3	↔		-
	Show Cause	SC	3	▼	-25.0%	-1
	Abuse and Neglect	AN	2	▼	-75.0%	-6
	Child In Need of Services	CS	2	▲	-	+2
	Initial Foster Care	IF	2	▼	-60.0%	-3
	Motion - Protective Order	MP	2	▲	-	+2
	Other	OT	1	▼	-50.0%	-1
	Paternity	PT	1	▼	-83.3%	-5
	Terminate Parental Rights	TP	1	▼	-87.5%	-7
	Voluntary Continuing Services and Support Agreem	VA	1	↔		-
	Qualified Residential Treatment	QR	0	▼	-100.0%	-1
	Total		306	▼	-5.0%	-16
GRAND TOTAL			556	▼	-9.4%	-58

Dispositions by Major Case Category**

Category	Summary	Change	% Change	Absolute Change		
Adult Criminal	105	▼	-27.1%	-39		
Child Dependency	21	▼	-54.3%	-25		
Child in Need of Services/Supervision	6	▲	+200.0%	+4		
Custody and Visitation	203	▼	-2.4%	-5		
Delinquency	37	▲	+15.6%	+5		
Juvenile Miscellaneous	12	▲		0		
Other	44	▼	+29.4%	+10		
Protective Orders	38	▲	+8.6%	+3		
Support	69	▲	-17.9%	-15		
Traffic	21	▲	+23.5%	+4		
GRAND TOTAL			556	▼	-9.4%	-58

* Compared to same time period as previous year
 5/15/2024 1:08:40PM

** Case Type Categories are defined in the 2017 Virginia Judicial Workload Assessment
 Source: SCV-SQL-Information

2024 Overall GRAND TOTAL		Distribution of Caseload			Change*		Percentage (%) of Caseload			
2024	2,253	+126 5.9%	Adult	1,032	46%	14.3% ▲	+129	Adult	42.5%	45.8%
			Juvenile	1,221	54%	-0.2% ▼	-3	Juvenile	57.5%	54.2%
2023			GRAND TOTAL	2,253	100%	5.9% ▲	+126	GRAND TOTAL	100%	100%

Dispositions by Division & Code

Division	Case Type Description	Code	Summary	Change	% Change	Absolute Change	
Adult	Misdemeanor	CM	269	▲	+43.1%	+81	
	Civil Support	VS	180	▲	+8.4%	+14	
	Show Cause	SC	175	▲	+25.0%	+35	
	Felony	CF	122	▲	+58.4%	+45	
	Other	OT	112	▲	-13.8%	-18	
	Family Abuse - Protective Order	FP	93	▲	+17.7%	+14	
	Capias	CA	53	▼	-29.3%	-22	
	Motion - Protective Order	MP	11	↔		-	
	Violation of Protective Order	PV	7	▼	-30.0%	-3	
	Non-Family Abuse Protective Order	AP	6	▲	+500.0%	+5	
	Remand Support	RS	4	▼	-80.0%	-16	
	Bond Forfeiture	BF	0	▼	-100.0%	-2	
	Restricted License for Non-Support	SL	0	▼	-100.0%	-3	
	Violation Family Abuse Protective Order	PS	0	▼	-100.0%	-1	
	Total		1,032	▲	14.3%	+129	
Juvenile	Custody Visitation	CV	561	▲	+24.7%	+111	
	Misdemeanor	DM	140	▼	-24.7%	-46	
	Abuse and Neglect	AN	109	▲	+58.0%	+40	
	Traffic	T	96	▼	-30.4%	-42	
	Permanency Planning	PH	54	▲	+28.6%	+12	
	Motion - Protective Order	MP	29	▼	-25.6%	-10	
	Initial Foster Care	IF	27	▲	+125.0%	+15	
	Foster Care Review	FC	24	▼	-35.1%	-13	
	Paternity	PT	24	▲	+50.0%	+8	
	Show Cause	SC	21	▲	+40.0%	+6	
	Special Immigrant Juvenile Status	SI	19	▼	-13.6%	-3	
	Felony	DF	18	▲	+50.0%	+6	
	Status	ST	13	▼	-13.3%	-2	
	Terminate Parental Rights	TP	12	▼	-20.0%	-3	
	Truancy	TR	11	▼	-42.1%	-8	
	Entrustment	ET	9	▲	-	+9	
	Child In Need of Services	CS	8	▲	+300.0%	+6	
	Remand Custody	RC	8	▼	-81.4%	-35	
	Remand Visitation	RV	8	▼	-81.4%	-35	
	Civil Violation	CI	7	▼	-30.0%	-3	
	Capias	CA	4	▲	+33.3%	+1	
	Voluntary Continuing Services and Support Agree	VA	4	▼	-33.3%	-2	
	Non-Family Abuse Protective Order	AP	3	↔		-	
	Relief of Custody	CR	3	▼	-66.7%	-6	
	Temporary Detention Order	TD	3	↔		-	
	Emergency Custody Order	EC	2	▼	-33.3%	-1	
	Other	OT	2	▲	-	+2	
	Family Abuse - Protective Order	FP	1	▲	-	+1	
	Mental Commitment	MC	1	↔		-	
	Qualified Residential Treatment	QR	0	▼	-100.0%	-11	
		Total		1,221	▼	-0.2%	-3
	GRAND TOTAL			2,253	▲	5.9%	+126

* Compared to same time period as previous year
 5/15/2024 1:08:40PM


** Case Type Categories are defined in the 2017 Virginia Judicial Workload Assessment
 Source: SCV-SQL-Information

Dispositions by Major Case Category**

Category	Summary	Change	% Change	Absolute Change
Adult Criminal	540	▼	+29.8%	+124
Child Dependency	242	▲	+20.4%	+41
Child in Need of Services/Supervision	24	▲	+9.1%	+2
Custody and Visitation	585	▲	+25.5%	+119
Delinquency	178	▲	-17.2%	-37
Juvenile Miscellaneous	13	▼	-13.3%	-2
New to Workload Study	26	▼	-18.8%	-6
Other	140	▲	-42.4%	-103
Protective Orders	143	▲	+7.5%	+10
Support	266	▼	+8.1%	+20
Traffic	96	▼	-30.4%	-42
GRAND TOTAL	2,253	▲	5.9%	+126

* Compared to same time period as previous year
 5/15/2024 1:08:40PM

** Case Type Categories are defined in the 2017 Virginia Judicial Workload Assessment
 Source: SCV-SQL-Information

2024 Overall GRAND TOTAL	Distribution of Caseload	Change*	Percentage (%) of Caseload																										
898 -107 -10.6% 	<table border="1" style="width: 100%; border-collapse: collapse;"> <tr> <td style="background-color: #4a4a8a; color: white;">Adult</td> <td style="text-align: right;">387</td> <td style="text-align: right;">43%</td> <td style="text-align: right;">-17.8% ▼</td> <td style="text-align: right;">-84</td> </tr> <tr> <td style="background-color: #e67e22; color: white;">Juvenile</td> <td style="text-align: right;">511</td> <td style="text-align: right;">57%</td> <td style="text-align: right;">-4.3% ▼</td> <td style="text-align: right;">-23</td> </tr> <tr> <td style="background-color: #f1c40f; color: white;">GRAND TOTAL</td> <td style="text-align: right;">898</td> <td style="text-align: right;">100%</td> <td style="text-align: right;">-10.6% ▼</td> <td style="text-align: right;">-107</td> </tr> </table>	Adult	387	43%	-17.8% ▼	-84	Juvenile	511	57%	-4.3% ▼	-23	GRAND TOTAL	898	100%	-10.6% ▼	-107	<table border="1" style="width: 100%; border-collapse: collapse;"> <tr> <td></td> <td style="text-align: right;"><u>2023</u></td> <td style="text-align: right;"><u>2024</u></td> </tr> <tr> <td style="background-color: #4a4a8a; color: white;">Adult</td> <td style="text-align: right;">46.9%</td> <td style="text-align: right;">43.1%</td> </tr> <tr> <td style="background-color: #e67e22; color: white;">Juvenile</td> <td style="text-align: right;">53.1%</td> <td style="text-align: right;">56.9%</td> </tr> <tr> <td style="background-color: #f1c40f; color: white;">GRAND TOTAL</td> <td style="text-align: right;">100%</td> <td style="text-align: right;">100%</td> </tr> </table>		<u>2023</u>	<u>2024</u>	Adult	46.9%	43.1%	Juvenile	53.1%	56.9%	GRAND TOTAL	100%	100%
Adult	387	43%	-17.8% ▼	-84																									
Juvenile	511	57%	-4.3% ▼	-23																									
GRAND TOTAL	898	100%	-10.6% ▼	-107																									
	<u>2023</u>	<u>2024</u>																											
Adult	46.9%	43.1%																											
Juvenile	53.1%	56.9%																											
GRAND TOTAL	100%	100%																											

Dispositions by Division & Code

Division	Case Type Description	Code	Summary	Change	% Change	Absolute Change	
Adult	Civil Support	VS	81	▲	+35.0%	+21	
	Show Cause	SC	76	▼	-13.6%	-12	
	Misdemeanor	CM	73	▼	-40.7%	-50	
	Other	OT	55	▼	-14.1%	-9	
	Felony	CF	31	▼	-38.0%	-19	
	Capias	CA	29	▲	-21.6%	-8	
	Family Abuse - Protective Order	FP	29	▼	-3.3%	-1	
	Motion - Protective Order	MP	5	▲	+150.0%	+3	
	Non-Family Abuse Protective Order	AP	4	▼	-33.3%	-2	
	Remand Support	RS	2	▼	-66.7%	-4	
	Emergency Custody Order	EC	1	▲	-	+1	
	Restricted License for Non-Support	SL	1	▼	-50.0%	-1	
	Violation of Protective Order	PV	0	▼	-100.0%	-3	
	Total		387	▼	-17.8%	-84	
Juvenile	Custody Visitation	CV	295	▼	-9.2%	-30	
	Misdemeanor	DM	55	▲	+14.6%	+7	
	Show Cause	SC	24	▲	+118.2%	+13	
	Status	ST	20	▲	+17.6%	+3	
	Traffic	T	20	▲	+81.8%	+9	
	Truancy	TR	17	▲	+6.3%	+1	
	Permanency Planning	PH	15	▲	+150.0%	+9	
	Child In Need of Services	CS	9	▼	-55.0%	-11	
	Paternity	PT	7	▼	-12.5%	-1	
	Felony	DF	6	▼	-40.0%	-4	
	Abuse and Neglect	AN	5	▼	-28.6%	-2	
	Civil Violation	CI	5	▼	-16.7%	-1	
	Non-Family Abuse Protective Order	AP	5	▲	+400.0%	+4	
	Special Immigrant Juvenile Status	SI	5	▲	-	+5	
	Motion - Protective Order	MP	4	↔	-	-	
	Remand Custody	RC	3	▼	-70.0%	-7	
	Remand Visitation	RV	3	▼	-70.0%	-7	
	Emergency Custody Order	EC	2	↔	-	-	
	Entrustment	ET	2	▲	+100.0%	+1	
	Foster Care Review	FC	2	▼	-50.0%	-2	
	Initial Foster Care	IF	2	▼	-60.0%	-3	
	Relief of Custody	CR	2	▲	-	+2	
	Emancipation	EP	1	▲	-	+1	
	Juvenile Support	JS	1	▲	-	+1	
	Temporary Detention Order	TD	1	▼	-85.7%	-6	
	Qualified Residential Treatment	QR	0	▼	-100.0%	-2	
	Restoration of Parental Rights	RR	0	▼	-100.0%	-1	
	Terminate Parental Rights	TP	0	▼	-100.0%	-1	
	Voluntary Continuing Services and Support Agree	VA	0	▼	-100.0%	-1	
		Total		511	▼	-4.3%	-23
	GRAND TOTAL			898	▼	-10.6%	-107

* Compared to same time period as previous year
 5/15/2024 1:08:40PM

** Case Type Categories are defined in the 2017 Virginia Judicial Workload Assessment
 Source: SCV-SQL-Information

Dispositions by Major Case Category**

Category	Summary	Change	% Change	Absolute Change
Adult Criminal	193	▼	-31.3%	-88
Child Dependency	28	▲	+3.7%	+1
Child in Need of Services/Supervision	36	▲	-2.7%	-1
Custody and Visitation	302	▼	-9.3%	-31
Delinquency	75	▲	+10.3%	+7
Juvenile Miscellaneous	21	▲	+23.5%	+4
New to Workload Study	10	▲	+66.7%	+4
Other	67	▲	-33.0%	-33
Protective Orders	47	▲	+9.3%	+4
Support	99	▲	+20.7%	+17
Traffic	20	▲	+81.8%	+9
GRAND TOTAL	898	▼	-10.6%	-107

* Compared to same time period as previous year
 5/15/2024 1:08:40PM

** Case Type Categories are defined in the 2017 Virginia Judicial Workload Assessment
 Source: SCV-SQL-Information

2024 Overall GRAND TOTAL		Distribution of Caseload		Change*		Percentage (%) of Caseload		
887	-40 -4.3%	Adult	359 40%	-11.8% ▼	-48	Adult	2023 43.9%	2024 40.5%
2024		Juvenile	528 60%	1.5% ▲	+8	Juvenile	56.1%	59.5%
2023		GRAND TOTAL	887 100%	-4.3% ▼	-40	GRAND TOTAL	100%	100%

Dispositions by Division & Code

Division	Case Type Description	Code	Summary	Change	% Change	Absolute Change
Adult	Misdemeanor	CM	71	▲	+6.0%	+4
	Civil Support	VS	70	▼	-6.7%	-5
	Other	OT	59	▲	+7.3%	+4
	Felony	CF	49	▼	-5.8%	-3
	Show Cause	SC	49	▼	-32.9%	-24
	Family Abuse - Protective Order	FP	23	▼	-4.2%	-1
	Capias	CA	20	▼	-35.5%	-11
	Remand Support	RS	8	▼	-50.0%	-8
	Non-Family Abuse Protective Order	AP	5	▲	+400.0%	+4
	Motion - Protective Order	MP	3	▼	-57.1%	-4
	Restricted License for Non-Support	SL	1	▲	-	+1
	Violation of Protective Order	PV	1	▼	-80.0%	-4
	Bond Forfeiture	BF	0	▼	-100.0%	-1
	Total		359	▼	-11.8%	-48
Juvenile	Custody Visitation	CV	238	▼	-24.9%	-79
	Misdemeanor	DM	66	▲	+100.0%	+33
	Status	ST	38	▲	+442.9%	+31
	Permanency Planning	PH	25	▲	+733.3%	+22
	Remand Custody	RC	23	▼	-23.3%	-7
	Remand Visitation	RV	23	▼	-30.3%	-10
	Traffic	T	23	▲	+4.5%	+1
	Felony	DF	15	▲	+1,400.0%	+14
	Paternity	PT	15	▲	+36.4%	+4
	Foster Care Review	FC	10	↔	-	-
	Initial Foster Care	IF	10	▲	+11.1%	+1
	Abuse and Neglect	AN	8	▼	-50.0%	-8
	Non-Family Abuse Protective Order	AP	7	▲	-	+7
	Child In Need of Services	CS	6	▲	+500.0%	+5
	Terminate Parental Rights	TP	6	▲	-	+6
	Truancy	TR	6	▼	-14.3%	-1
	Emergency Custody Order	EC	3	▲	-	+3
	Show Cause	SC	2	▼	-66.7%	-4
	Temporary Detention Order	TD	2	↔	-	-
	Motion - Protective Order	MP	1	▼	-83.3%	-5
	Voluntary Continuing Services and Support Agreem	VA	1	▼	-50.0%	-1
	Capias	CA	0	▼	-100.0%	-1
	Civil Violation	CI	0	▼	-100.0%	-2
	Qualified Residential Treatment	QR	0	▼	-100.0%	-1
		Total		528	▲	1.5%
	GRAND TOTAL		887	▼	-4.3%	-40

Dispositions by Major Case Category**

Category	Summary	Change	% Change	Absolute Change
Adult Criminal	174	▼	-15.9%	-33
Child Dependency	60	▲	+46.3%	+19
Child in Need of Services/Supervision	12	▲	+50.0%	+4
Custody and Visitation	253	▲	-22.9%	-75
Delinquency	83	▲	+102.4%	+42

* Compared to same time period as previous year
 5/15/2024 1:08:40PM

** Case Type Categories are defined in the 2017 Virginia Judicial Workload Assessment
 Source: SCV-SQL-Information

CPSS - JCMS CASELOAD STATISTICS OF THE JUVENILE & DOMESTIC RELATIONS DISTRICT COURTS
 January 2024 thru April 2024 Dispositions (Compared to January 2023 thru April 2023)

Juvenile Miscellaneous	38	▲	+442.9%	+31
New to Workload Study	0	▼	-100.0%	-2
Other	118	▲	-13.2%	-18
Protective Orders	39	▲	+2.6%	+1
Support	87	▲	-10.3%	-10
Traffic	23	▲	+4.5%	+1
GRAND TOTAL	887	▼	-4.3%	-40

2024 Overall GRAND TOTAL		Distribution of Caseload		Change*		Percentage (%) of Caseload		
825	-27 -3.2%	Adult	383 46%	8.5% ▲	+30	Adult	2023 41.4%	2024 46.4%
2024		Juvenile	442 54%	-11.4% ▼	-57	Juvenile	58.6%	53.6%
2023		GRAND TOTAL	825 100%	-3.2% ▼	-27	GRAND TOTAL	100%	100%

Dispositions by Division & Code

Division	Case Type Description	Code	Summary	Change	% Change	Absolute Change	
Adult	Misdemeanor	CM	97	▲	+12.8%	+11	
	Show Cause	SC	67	▼	+3.1%	+2	
	Other	OT	66	▲	+22.2%	+12	
	Civil Support	VS	56	▲	+7.7%	+4	
	Felony	CF	29	▲	+31.8%	+7	
	Capias	CA	28	▲	+27.3%	+6	
	Family Abuse - Protective Order	FP	14	▼	-54.8%	-17	
	Violation of Protective Order	PV	8	▲	+60.0%	+3	
	Protective Order	PC	7	▲	+16.7%	+1	
	Remand Support	RS	6	▲	+200.0%	+4	
	Motion - Protective Order	MP	4	▲	+33.3%	+1	
	Non-Family Abuse Protective Order	AP	1	▼	-75.0%	-3	
	Violation Family Abuse Protective Order	PS	0	▼	-100.0%	-1	
	Total		383	▲	8.5%	+30	
Juvenile	Custody Visitation	CV	218	▼	-12.4%	-31	
	Misdemeanor	DM	69	▲	+43.8%	+21	
	Felony	DF	24	▲	+60.0%	+9	
	Abuse and Neglect	AN	19	▼	-5.0%	-1	
	Status	ST	12	▼	+33.3%	+3	
	Traffic	T	12	▼	-50.0%	-12	
	Foster Care Review	FC	11	▼	-21.4%	-3	
	Paternity	PT	10	▼	-54.5%	-12	
	Permanency Planning	PH	9	▼	-52.6%	-10	
	Truancy	TR	9	▼	-30.8%	-4	
	Initial Foster Care	IF	6	▲	+20.0%	+1	
	Special Immigrant Juvenile Status	SI	6	▼	-40.0%	-4	
	Terminate Parental Rights	TP	6	▼	-77.8%	-21	
	Motion - Protective Order	MP	5	▼	-16.7%	-1	
	Remand Custody	RC	4	▲	+300.0%	+3	
	Remand Visitation	RV	4	▲	+300.0%	+3	
	Temporary Detention Order	TD	4	▼	-20.0%	-1	
	Civil Violation	CI	3	▲	+50.0%	+1	
	Emergency Custody Order	EC	3	▼	-25.0%	-1	
	Non-Family Abuse Protective Order	AP	3	▲	+200.0%	+2	
	Other	OT	2	▲	+100.0%	+1	
	Voluntary Continuing Services and Support Agree	VA	2	▲	+100.0%	+1	
	Show Cause	SC	1	▲	-	+1	
	Entrustment	ET	0	▼	-100.0%	-1	
	Relief of Custody	CR	0	▼	-100.0%	-1	
		Total		442	▼	-11.4%	-57
		GRAND TOTAL		825	▼	-3.2%	-27

Dispositions by Major Case Category**

Category	Summary	Change	% Change	Absolute Change
Adult Criminal	221	▲	+20.8%	+38
Child Dependency	53	▼	-39.8%	-35
Child in Need of Services/Supervision	9	▼	-30.8%	-4
Custody and Visitation	228	▼	-15.9%	-43
Delinquency	94	▲	+49.2%	+31

* Compared to same time period as previous year
 5/15/2024 1:08:40PM

** Case Type Categories are defined in the 2017 Virginia Judicial Workload Assessment
 Source: SCV-SQL-Information

CPSS - JCMS CASELOAD STATISTICS OF THE JUVENILE & DOMESTIC RELATIONS DISTRICT COURTS
 January 2024 thru April 2024 Dispositions (Compared to January 2023 thru April 2023)

Juvenile Miscellaneous	12	▼	+33.3%	+3
New to Workload Study	9	▲	-25.0%	-3
Other	89	▲	+30.9%	+21
Protective Orders	27	▲	-40.0%	-18
Support	71	▼	-6.6%	-5
Traffic	12	▼	-50.0%	-12
GRAND TOTAL	825	▼	-3.2%	-27

2024 Overall GRAND TOTAL		Distribution of Caseload		Change*		Percentage (%) of Caseload			
89	-19 -17.6%	Adult	49	55%	36.1% ▲	+13	Adult	2023 33.3%	2024 55.1%
2024		Juvenile	40	45%	-44.4% ▼	-32	Juvenile	66.7%	44.9%
2023		GRAND TOTAL	89	100%	-17.6% ▼	-19	GRAND TOTAL	100%	100%

Dispositions by Division & Code

Division	Case Type Description	Code	Summary	Change	% Change	Absolute Change
Adult	Misdemeanor	CM	13	▲	+62.5%	+5
	Felony	CF	12	▲	+300.0%	+9
	Show Cause	SC	9	▲	+50.0%	+3
	Other	OT	7	▼	-12.5%	-1
	Civil Support	VS	4	↔		-
	Family Abuse - Protective Order	FP	3	▼	-50.0%	-3
	Bond Forfeiture	BF	1	▲	-	+1
	Capias	CA	0	▼	-100.0%	-1
	Total		49	▲	36.1%	+13
Juvenile	Custody Visitation	CV	22	▼	-60.0%	-33
	Misdemeanor	DM	6	▲	+100.0%	+3
	Abuse and Neglect	AN	4	▲	-	+4
	Traffic	T	3	▼	-70.0%	-7
	Status	ST	2	▲	-	+2
	Felony	DF	1	▲	-	+1
	Permanency Planning	PH	1	▲	-	+1
	Voluntary Continuing Services and Support Agreem	VA	1	↔		-
	Capias	CA	0	▼	-100.0%	-1
	Foster Care Review	FC	0	▼	-100.0%	-1
	Qualified Residential Treatment	QR	0	▼	-100.0%	-1
	Total		40	▼	-44.4%	-32
GRAND TOTAL			89	▼	-17.6%	-19

Dispositions by Major Case Category**

Category	Summary	Change	% Change	Absolute Change	
Adult Criminal	30	▲	+87.5%	+14	
Child Dependency	6	▲	+100.0%	+3	
Custody and Visitation	22	▼	-60.0%	-33	
Delinquency	7	▲	+75.0%	+3	
Juvenile Miscellaneous	2	▲	-	+2	
Other	7	▼	-12.5%	-1	
Protective Orders	3	▼	-50.0%	-3	
Support	9	▲	+50.0%	+3	
Traffic	3	▼	-70.0%	-7	
GRAND TOTAL		89	▼	-17.6%	-19

* Compared to same time period as previous year
 5/15/2024 1:08:40PM

** Case Type Categories are defined in the 2017 Virginia Judicial Workload Assessment
 Source: SCV-SQL-Information

2024 Overall GRAND TOTAL		Distribution of Caseload		Change*		Percentage (%) of Caseload			
553 -135 -19.6% 		Adult	229	41%	-24.2% ▼	-73	Adult	43.9%	41.4%
		Juvenile	324	59%	-16.1% ▼	-62	Juvenile	56.1%	58.6%
		GRAND TOTAL	553	100%	-19.6% ▼	-135	GRAND TOTAL	100%	100%

Dispositions by Division & Code

Division	Case Type Description	Code	Summary	Change	% Change	Absolute Change
Adult	Misdemeanor	CM	59	▼	-11.9%	-8
	Show Cause	SC	47	▲	+6.8%	+3
	Civil Support	VS	44	↔		-
	Capias	CA	24	▼	-11.1%	-3
	Family Abuse - Protective Order	FP	24	▲	+4.3%	+1
	Other	OT	21	▼	-68.2%	-45
	Felony	CF	6	▼	-64.7%	-11
	Violation of Protective Order	PV	2	▼	-60.0%	-3
	Remand Support	RS	1	▼	-66.7%	-2
	Restricted License for Non-Support	SL	1	▲	-	+1
	Motion - Protective Order	MP	0	▼	-100.0%	-6
	Total		229	▼	-24.2%	-73
Juvenile	Custody Visitation	CV	184	▼	-8.9%	-18
	Misdemeanor	DM	28	▲	+55.6%	+10
	Traffic	T	24	▼	-22.6%	-7
	Abuse and Neglect	AN	17	▲	+13.3%	+2
	Motion - Protective Order	MP	11	▲	+22.2%	+2
	Status	ST	11	▼	-21.4%	-3
	Permanency Planning	PH	10	▼	-37.5%	-6
	Felony	DF	7	↔		-
	Foster Care Review	FC	7	▼	-46.2%	-6
	Paternity	PT	7	▼	-22.2%	-2
	Initial Foster Care	IF	5	▲	+66.7%	+2
	Relief of Custody	CR	4	▲	-	+4
	Voluntary Continuing Services and Support Agree	VA	3	▲	-	+3
	Special Immigrant Juvenile Status	SI	2	▲	-	+2
	Emergency Custody Order	EC	1	▲	-	+1
	Remand Custody	RC	1	▼	-85.7%	-6
	Remand Visitation	RV	1	▼	-85.7%	-6
	Temporary Detention Order	TD	1	▼	-83.3%	-5
	Civil Violation	CI	0	▼	-100.0%	-8
	Emancipation	EP	0	▼	-100.0%	-1
	Non-Family Abuse Protective Order	AP	0	▼	-100.0%	-2
	Qualified Residential Treatment	QR	0	▼	-100.0%	-6
	Show Cause	SC	0	▼	-100.0%	-1
	Terminate Parental Rights	TP	0	▼	-100.0%	-10
	Truancy	TR	0	▼	-100.0%	-1
		Total		324	▼	-16.1%
	GRAND TOTAL		553	▼	-19.6%	-135

Dispositions by Major Case Category**

Category	Summary	Change	% Change	Absolute Change
Adult Criminal	127	▼	-16.4%	-25
Child Dependency	46	▲	-27.0%	-17
Child in Need of Services/Supervision	0	▼	-100.0%	-1
Custody and Visitation	191	▼	-9.5%	-20
Delinquency	35	▼	+34.6%	+9
Juvenile Miscellaneous	11	▼	-26.7%	-4

* Compared to same time period as previous year
 5/15/2024 1:08:40PM

** Case Type Categories are defined in the 2017 Virginia Judicial Workload Assessment
 Source: SCV-SQL-Information

CPSS - JCMS CASELOAD STATISTICS OF THE JUVENILE & DOMESTIC RELATIONS DISTRICT COURTS
 January 2024 thru April 2024 Dispositions (Compared to January 2023 thru April 2023)

New to Workload Study	2	▲	-75.0%	-6
Other	26	▲	-70.8%	-63
Protective Orders	35	▼	-12.5%	-5
Support	56	▲	+7.7%	+4
Traffic	24	▼	-22.6%	-7
GRAND TOTAL	553	▼	-19.6%	-135

2024 Overall GRAND TOTAL		Distribution of Caseload		Change*		Percentage (%) of Caseload			
260 	+5	Adult	98	38%	-10.1% ▼	-11	Adult	42.7%	37.7%
	2.0% ↑	Juvenile	162	62%	11.0% ▲	+16	Juvenile	57.3%	62.3%
GRAND TOTAL		260	100%	2.0% ▲	+5	GRAND TOTAL 100% 100%			

Dispositions by Division & Code

Division	Case Type Description	Code	Summary	Change	% Change	Absolute Change
Adult	Misdemeanor	CM	26	▲	+52.9%	+9
	Civil Support	VS	22	▼	-15.4%	-4
	Other	OT	14	▲	-26.3%	-5
	Show Cause	SC	13	▼	-40.9%	-9
	Family Abuse - Protective Order	FP	6	▼	-50.0%	-6
	Remand Support	RS	6	▲	+500.0%	+5
	Motion - Protective Order	MP	5	↔		-
	Felony	CF	4	▲	+33.3%	+1
	Capias	CA	1	▲		-
	Non-Family Abuse Protective Order	AP	1	▼	-66.7%	-2
Total			98	▼	-10.1%	-11
Juvenile	Custody Visitation	CV	92	▲	+26.0%	+19
	Remand Custody	RC	13	▲	+1,200.0%	+12
	Remand Visitation	RV	13	▲	+1,200.0%	+12
	Traffic	T	12	▲	+50.0%	+4
	Terminate Parental Rights	TP	8	▲	+300.0%	+6
	Abuse and Neglect	AN	5	▼	-64.3%	-9
	Permanency Planning	PH	5	▲	+66.7%	+2
	Foster Care Review	FC	4	▼	-50.0%	-4
	Status	ST	4	↔		-
	Felony	DF	2	▼	-66.7%	-4
	Motion - Protective Order	MP	2	↔		-
	Emergency Custody Order	EC	1	▲	-	+1
	Misdemeanor	DM	1	▼	-83.3%	-5
	Civil Violation	CI	0	▼	-100.0%	-2
	Initial Foster Care	IF	0	▼	-100.0%	-5
	Other	OT	0	▼	-100.0%	-1
	Paternity	PT	0	▼	-100.0%	-3
	Qualified Residential Treatment	QR	0	▼	-100.0%	-1
	Show Cause	SC	0	▼	-100.0%	-1
	Temporary Detention Order	TD	0	▼	-100.0%	-2
Truancy	TR	0	▼	-100.0%	-1	
Voluntary Continuing Services and Support Agreem	VA	0	▼	-100.0%	-2	
Total			162	▲	11.0%	+16
GRAND TOTAL			260	▲	2.0%	+5

Dispositions by Major Case Category**

Category	Summary	Change	% Change	Absolute Change
Adult Criminal	41	▲	+28.1%	+9
Child Dependency	22	▼	-37.1%	-13
Child in Need of Services/Supervision	0	▼	-100.0%	-1
Custody and Visitation	92	▼	+21.1%	+16
Delinquency	3	▼	-76.9%	-10
Juvenile Miscellaneous	4	↔		0
New to Workload Study	0	▼	-100.0%	-2
Other	47	▲	+88.0%	+22
Protective Orders	14	▼	-36.4%	-8
Support	25	▼	-32.4%	-12

* Compared to same time period as previous year
 5/15/2024 1:08:40PM

** Case Type Categories are defined in the 2017 Virginia Judicial Workload Assessment
 Source: SCV-SQL-Information

CPSS - JCMS CASELOAD STATISTICS OF THE JUVENILE & DOMESTIC RELATIONS DISTRICT COURTS
January 2024 thru April 2024 Dispositions (Compared to January 2023 thru April 2023)

Floyd

District: 27 FIPS: 063

Traffic		12	▲	+50.0%	+4
	GRAND TOTAL	260	▲	2.0%	+5

2024 Overall GRAND TOTAL		Distribution of Caseload		Change*		Percentage (%) of Caseload			
249 -15.6% 	-46	Adult	120	48%	-21.6% ▼	-33	Adult	51.9%	48.2%
		Juvenile	129	52%	-9.2% ▼	-13	Juvenile	48.1%	51.8%
		GRAND TOTAL	249	100%	-15.6% ▼	-46	GRAND TOTAL	100%	100%

Dispositions by Division & Code

Division	Case Type Description	Code	Summary	Change	% Change	Absolute Change
Adult	Misdemeanor	CM	35	▼	-16.7%	-7
	Civil Support	VS	26	▲	+73.3%	+11
	Other	OT	25	▲	+4.2%	+1
	Felony	CF	13	▼	-23.5%	-4
	Capias	CA	7	▼	-41.7%	-5
	Show Cause	SC	5	▼	-73.7%	-14
	Family Abuse - Protective Order	FP	4	▼	-69.2%	-9
	Violation of Protective Order	PV	4	▲	+33.3%	+1
	Motion - Protective Order	MP	1	▼	-87.5%	-7
	Total			120	▼	-21.6%
Juvenile	Custody Visitation	CV	55	▼	-29.5%	-23
	Permanency Planning	PH	16	▲	+166.7%	+10
	Abuse and Neglect	AN	14	▲	+366.7%	+11
	Misdemeanor	DM	7	▲	+16.7%	+1
	Motion - Protective Order	MP	7	▲	+16.7%	+1
	Traffic	T	7	▼	-12.5%	-1
	Foster Care Review	FC	5	▼	-58.3%	-7
	Terminate Parental Rights	TP	5	▼	-50.0%	-5
	Initial Foster Care	IF	3	▼	-25.0%	-1
	Voluntary Continuing Services and Support Agreem	VA	3	▲	-	+3
	Non-Family Abuse Protective Order	AP	2	▲	-	+2
	Temporary Detention Order	TD	2	▲	-	+2
	Civil Violation	CI	1	▲	-	+1
	Felony	DF	1	▲	-	+1
	Special Immigrant Juvenile Status	SI	1	▲	-	+1
	Child In Need of Services	CS	0	▼	-100.0%	-1
	Emancipation	EP	0	▼	-100.0%	-1
	Qualified Residential Treatment	QR	0	▼	-100.0%	-2
	Relief of Custody	CR	0	▼	-100.0%	-1
	Show Cause	SC	0	▼	-100.0%	-2
Truancy	TR	0	▼	-100.0%	-2	
Total			129	▼	-9.2%	-13
GRAND TOTAL			249	▼	-15.6%	-46

Dispositions by Major Case Category**

Category	Summary	Change	% Change	Absolute Change
Adult Criminal	62	▼	-21.5%	-17
Child Dependency	46	▲	+21.1%	+8
Child in Need of Services/Supervision	0	▼	-100.0%	-3
Custody and Visitation	55	▼	-29.5%	-23
Delinquency	8	▲	-	0
Juvenile Miscellaneous	0	▼	-100.0%	-1
New to Workload Study	2	▲	-	+2
Other	27	▲	+12.5%	+3
Protective Orders	14	▲	-48.1%	-13
Support	28	▼	-3.4%	-1
Traffic	7	▼	-12.5%	-1

* Compared to same time period as previous year
 5/15/2024 1:08:40PM

** Case Type Categories are defined in the 2017 Virginia Judicial Workload Assessment
 Source: SCV-SQL-Information

GRAND TOTAL

249



-15.6%

-46

2024 Overall GRAND TOTAL		Distribution of Caseload		Change*		Percentage (%) of Caseload			
460 +81 21.4% 		Adult	154	33%	-1.3% ▼	-2	Adult	41.2%	33.5%
		Juvenile	306	67%	37.2% ▲	+83	Juvenile	58.8%	66.5%
		GRAND TOTAL	460	100%	21.4% ▲	+81	GRAND TOTAL	100%	100%

Dispositions by Division & Code

Division	Case Type Description	Code	Summary	Change	% Change	Absolute Change	
Adult	Show Cause	SC	41	▲	+115.8%	+22	
	Civil Support	VS	34	▲	+36.0%	+9	
	Other	OT	25	▲	+4.2%	+1	
	Misdemeanor	CM	22	▼	-43.6%	-17	
	Family Abuse - Protective Order	FP	14	▼	-26.3%	-5	
	Capias	CA	9	▲	+12.5%	+1	
	Violation of Protective Order	PV	5	▲	+150.0%	+3	
	Non-Family Abuse Protective Order	AP	2	▲	+100.0%	+1	
	Felony	CF	1	▼	-88.9%	-8	
	Remand Support	RS	1	↔		-	
	Motion - Protective Order	MP	0	▼	-100.0%	-8	
	Violation Family Abuse Protective Order	PS	0	▼	-100.0%	-1	
		Total		154	▼	-1.3%	-2
Juvenile	Custody Visitation	CV	206	▲	+56.1%	+74	
	Misdemeanor	DM	16	▲	+220.0%	+11	
	Felony	DF	12	▲	+50.0%	+4	
	Motion - Protective Order	MP	10	▲	-	+10	
	Traffic	T	8	▼	-55.6%	-10	
	Abuse and Neglect	AN	6	▲	+20.0%	+1	
	Permanency Planning	PH	6	▼	-33.3%	-3	
	Foster Care Review	FC	5	↔		-	
	Non-Family Abuse Protective Order	AP	4	▲	+300.0%	+3	
	Paternity	PT	4	▼	-63.6%	-7	
	Temporary Detention Order	TD	4	▲	+100.0%	+2	
	Terminate Parental Rights	TP	4	▲	+33.3%	+1	
	Child In Need of Services	CS	3	▲	+200.0%	+2	
	Other	OT	3	▲	-	+3	
	Remand Custody	RC	3	▼	-40.0%	-2	
	Remand Visitation	RV	3	▼	-40.0%	-2	
	Truancy	TR	3	▲	+50.0%	+1	
	Entrustment	ET	2	▲	-	+2	
	Relief of Custody	CR	2	▲	-	+2	
	Initial Foster Care	IF	1	▼	-75.0%	-3	
	Voluntary Continuing Services and Support Agreen	VA	1	▲	-	+1	
	Emergency Custody Order	EC	0	▼	-100.0%	-1	
	Qualified Residential Treatment	QR	0	▼	-100.0%	-3	
	Show Cause	SC	0	▼	-100.0%	-1	
	Status	ST	0	▼	-100.0%	-2	
		Total		306	▲	37.2%	+83
	GRAND TOTAL			460	▲	21.4%	+81

Dispositions by Major Case Category**

Category	Summary	Change	% Change	Absolute Change
Adult Criminal	58	▼	-19.4%	-14
Child Dependency	27	▲	-6.9%	-2
Child in Need of Services/Supervision	6	▲	+100.0%	+3
Custody and Visitation	210	▼	+46.9%	+67
Delinquency	28	▲	+100.0%	+14

* Compared to same time period as previous year
 5/15/2024 1:08:40PM

** Case Type Categories are defined in the 2017 Virginia Judicial Workload Assessment
 Source: SCV-SQL-Information

CPSS - JCMS CASELOAD STATISTICS OF THE JUVENILE & DOMESTIC RELATIONS DISTRICT COURTS
 January 2024 thru April 2024 Dispositions (Compared to January 2023 thru April 2023)

Juvenile Miscellaneous	1	▲	-50.0%	-1
Other	38	▲		0
Protective Orders	30	▲	+3.4%	+1
Support	54	▲	+74.2%	+23
Traffic	8	▼	-55.6%	-10
GRAND TOTAL	460	▲	21.4%	+81

2024 Overall GRAND TOTAL		Distribution of Caseload		Change*		Percentage (%) of Caseload		
304 	+11 3.8%	Adult	131 43%	-9.7% ▼	-14	Adult	49.5%	43.1%
		Juvenile	173 57%	16.9% ▲	+25	Juvenile	50.5%	56.9%
		GRAND TOTAL	304 100%	3.8% ▲	+11	GRAND TOTAL	100%	100%

Dispositions by Division & Code

Division	Case Type Description	Code	Summary	Change	% Change	Absolute Change
Adult	Show Cause	SC	32	▲	+100.0%	+16
	Civil Support	VS	28	▲	+86.7%	+13
	Misdemeanor	CM	19	▼	-56.8%	-25
	Other	OT	19	▲	+216.7%	+13
	Felony	CF	14	▲	+55.6%	+5
	Capias	CA	8	▲	-27.3%	-3
	Family Abuse - Protective Order	FP	6	▼	-84.6%	-33
	Remand Support	RS	2	▲	+100.0%	+1
	Bond Forfeiture	BF	1	▲	-	+1
	Motion - Protective Order	MP	1	▼	-66.7%	-2
	Violation Family Abuse Protective Order	PS	1	▲	-	+1
	Non-Family Abuse Protective Order	AP	0	▼	-100.0%	-1
		Total		131	▼	-9.7%
Juvenile	Custody Visitation	CV	116	▲	+46.8%	+37
	Misdemeanor	DM	17	▲	+41.7%	+5
	Foster Care Review	FC	7	▲	+40.0%	+2
	Initial Foster Care	IF	7	▲	+75.0%	+3
	Felony	DF	5	▲	+400.0%	+4
	Abuse and Neglect	AN	4	▼	-60.0%	-6
	Permanency Planning	PH	4	▼	-20.0%	-1
	Civil Violation	CI	3	▲	-	+3
	Non-Family Abuse Protective Order	AP	2	▲	-	+2
	Child In Need of Services	CS	1	↔	-	-
	Family Abuse - Protective Order	FP	1	▲	-	+1
	Motion - Protective Order	MP	1	▲	-	+1
	Paternity	PT	1	↔	-	-
	Remand Visitation	RV	1	▲	-	+1
	Temporary Detention Order	TD	1	↔	-	-
	Terminate Parental Rights	TP	1	▼	-91.7%	-11
	Traffic	T	1	▼	-90.0%	-9
	Emergency Custody Order	EC	0	▼	-100.0%	-1
	Relief of Custody	CR	0	▼	-100.0%	-1
	Remand Custody	RC	0	▼	-100.0%	-2
Status	ST	0	▼	-100.0%	-3	
	Total		173	▲	16.9%	+25
GRAND TOTAL			304	▲	3.8%	+11

Dispositions by Major Case Category**

Category	Summary	Change	% Change	Absolute Change
Adult Criminal	62	▲	-13.9%	-10
Child Dependency	23	▼	-37.8%	-14
Child in Need of Services/Supervision	1	↔	-	0
Custody and Visitation	117	▲	+46.3%	+37
Delinquency	22	▲	+69.2%	+9
Juvenile Miscellaneous	0	▼	-100.0%	-3
New to Workload Study	3	▲	-	+3
Other	23	▲	+109.1%	+12
Protective Orders	11	▲	-74.4%	-32

* Compared to same time period as previous year
 5/15/2024 1:08:40PM

** Case Type Categories are defined in the 2017 Virginia Judicial Workload Assessment
 Source: SCV-SQL-Information

CPSS - JCMS CASELOAD STATISTICS OF THE JUVENILE & DOMESTIC RELATIONS DISTRICT COURTS
 January 2024 thru April 2024 Dispositions (Compared to January 2023 thru April 2023)

Support	41	▲	+78.3%	+18
Traffic	1	▼	-90.0%	-9
GRAND TOTAL	304	▲	3.8%	+11

2024 Overall GRAND TOTAL		Distribution of Caseload		Change*		Percentage (%) of Caseload			
1,234	+162 15.1%	Adult	667	54%	12.5% ▲	+74	Adult	55.3%	54.1%
2024		Juvenile	567	46%	18.4% ▲	+88	Juvenile	44.7%	45.9%
2023		GRAND TOTAL	1,234	100%	15.1% ▲	+162	GRAND TOTAL	100%	100%

Dispositions by Division & Code

Division	Case Type Description	Code	Summary	Change	% Change	Absolute Change
Adult	Misdemeanor	CM	190	▲	+19.5%	+31
	Show Cause	SC	146	▲	+21.7%	+26
	Other	OT	129	▼	+21.7%	+23
	Civil Support	VS	86	▼	-3.4%	-3
	Family Abuse - Protective Order	FP	41	▼	-6.8%	-3
	Felony	CF	39	▼	-18.8%	-9
	Capias	CA	19	▲	+58.3%	+7
	Non-Family Abuse Protective Order	AP	7	▲	+600.0%	+6
	Remand Support	RS	5	▲	+66.7%	+2
	Motion - Protective Order	MP	4	▼	-42.9%	-3
	Violation of Protective Order	PV	1	↔		-
	Restricted License for Non-Support	SL	0	▼	-100.0%	-3
		Total		667	▲	12.5%
Juvenile	Custody Visitation	CV	288	▲	+5.9%	+16
	Misdemeanor	DM	82	▲	+86.4%	+38
	Felony	DF	47	▲	+161.1%	+29
	Traffic	T	28	▲	+64.7%	+11
	Abuse and Neglect	AN	23	▲	+109.1%	+12
	Show Cause	SC	18	▲	+260.0%	+13
	Remand Custody	RC	13	▲	+30.0%	+3
	Motion - Protective Order	MP	12	▼	-14.3%	-2
	Civil Violation	CI	8	▲	+300.0%	+6
	Truancy	TR	7	▼	-30.0%	-3
	Status	ST	6	▲	+200.0%	+4
	Temporary Detention Order	TD	6	▼	-45.5%	-5
	Child In Need of Services	CS	5	▲	+66.7%	+2
	Non-Family Abuse Protective Order	AP	5	↔		-
	Paternity	PT	4	▲	+33.3%	+1
	Other	OT	3	↔		-
	Special Immigrant Juvenile Status	SI	3	▲	-	+3
	Emergency Custody Order	EC	2	▼	-71.4%	-5
	Initial Foster Care	IF	2	▼	-60.0%	-3
	Voluntary Continuing Services and Support Agreem	VA	2	↔		-
	Foster Care Review	FC	1	▼	-50.0%	-1
	Relief of Custody	CR	1	▼	-75.0%	-3
	Remand Visitation	RV	1	▼	-75.0%	-3
	Emancipation	EP	0	▼	-100.0%	-1
	Mental Commitment	MC	0	▼	-100.0%	-2
	Permanency Planning	PH	0	▼	-100.0%	-8
	Terminate Parental Rights	TP	0	▼	-100.0%	-14
		Total		567	▲	18.4%
GRAND TOTAL			1,234	▲	15.1%	+162

Dispositions by Major Case Category**

Category	Summary	Change	% Change	Absolute Change
Adult Criminal	355	▲	+26.8%	+75
Child Dependency	29	▼	-37.0%	-17
Child in Need of Services/Supervision	12	▲	-7.7%	-1
Custody and Visitation	292	▲	+6.2%	+17

* Compared to same time period as previous year
 5/15/2024 1:08:40PM

** Case Type Categories are defined in the 2017 Virginia Judicial Workload Assessment
 Source: SCV-SQL-Information

Delinquency	147	▲	+119.4%	+80
Juvenile Miscellaneous	6	▲	+100.0%	+3
New to Workload Study	11	▲	+450.0%	+9
Other	159	▼	+8.9%	+13
Protective Orders	69	▲	-2.8%	-2
Support	126	▼	-17.1%	-26
Traffic	28	▲	+64.7%	+11
GRAND TOTAL	1,234	▲	15.1%	+162

2024 Overall GRAND TOTAL		Distribution of Caseload		Change*		Percentage (%) of Caseload				
810	-113 -12.2%	Adult	427	53%	-10.7%	▼	-51	Adult	51.8%	52.7%
2024		Juvenile	383	47%	-13.9%	▼	-62	Juvenile	48.2%	47.3%
2023		GRAND TOTAL	810	100%	-12.2%	▼	-113	GRAND TOTAL	100%	100%

Dispositions by Division & Code

Division	Case Type Description	Code	Summary	Change	% Change	Absolute Change
Adult	Misdemeanor	CM	87	▼	-8.4%	-8
	Other	OT	87	▲	-4.4%	-4
	Civil Support	VS	84	▲	+16.7%	+12
	Show Cause	SC	81	▼	-18.2%	-18
	Family Abuse - Protective Order	FP	32	▼	-25.6%	-11
	Felony	CF	22	▼	-12.0%	-3
	Capias	CA	21	▼	-36.4%	-12
	Violation of Protective Order	PV	8	▼	-11.1%	-1
	Motion - Protective Order	MP	4	▼	-42.9%	-3
	Non-Family Abuse Protective Order	AP	1	↔		-
	Remand Support	RS	0	▼	-100.0%	-3
		Total		427	▼	-10.7%
Juvenile	Custody Visitation	CV	245	▼	-3.5%	-9
	Misdemeanor	DM	37	▲	+2.8%	+1
	Traffic	T	20	▲	+53.8%	+7
	Motion - Protective Order	MP	12	↔		-
	Permanency Planning	PH	10	▼	-37.5%	-6
	Truancy	TR	10	▲	+42.9%	+3
	Child at Risk	RI	9	▼	-25.0%	-3
	Non-Family Abuse Protective Order	AP	7	▼	-12.5%	-1
	Abuse and Neglect	AN	6	▼	-53.8%	-7
	Felony	DF	6	▼	-45.5%	-5
	Foster Care Review	FC	4	▼	-60.0%	-6
	Paternity	PT	4	↔		-
	Initial Foster Care	IF	3	▼	-70.0%	-7
	Child In Need of Services	CS	2	▼	-50.0%	-2
	Temporary Detention Order	TD	2	▼	-66.7%	-4
	Terminate Parental Rights	TP	2	▼	-50.0%	-2
	Capias	CA	1	▲	-	+1
	Civil Violation	CI	1	▲	-	+1
	Emergency Custody Order	EC	1	▼	-50.0%	-1
	Voluntary Continuing Services and Support Agree	VA	1	↔		-
	Emancipation	EP	0	▼	-100.0%	-2
	Entrustment	ET	0	▼	-100.0%	-2
	Family Abuse - Protective Order	FP	0	▼	-100.0%	-2
	Mental Commitment	MC	0	▼	-100.0%	-1
	Other	OT	0	▼	-100.0%	-2
	Qualified Residential Treatment	QR	0	▼	-100.0%	-3
	Relief of Custody	CR	0	▼	-100.0%	-2
	Remand Custody	RC	0	▼	-100.0%	-3
	Remand Visitation	RV	0	▼	-100.0%	-3
	Show Cause	SC	0	▼	-100.0%	-1
	Status	ST	0	▼	-100.0%	-1
		Total		383	▼	-13.9%
GRAND TOTAL			810	▼	-12.2%	-113

Dispositions by Major Case Category**

Category	Summary	Change	% Change	Absolute Change
Adult Criminal	194	▼	-13.0%	-29
Child Dependency	35	▼	-52.1%	-38
Child in Need of Services/Supervision	12	▼	+9.1%	+1
Custody and Visitation	249	▼	-3.5%	-9
Delinquency	44	▲	-8.3%	-4
Juvenile Miscellaneous	0	▼	-100.0%	-3
New to Workload Study	1	▲	-	+1
Other	90	▲	-18.9%	-21
Protective Orders	56	▼	-23.3%	-17
Support	109	▼	-0.9%	-1
Traffic	20	▲	+53.8%	+7
GRAND TOTAL	810	▼	-12.2%	-113

2024 Overall GRAND TOTAL		Distribution of Caseload			Change*		Percentage (%) of Caseload		
	368	Adult	166	45%	1.2% ▲	+2	Adult	45.2%	45.1%
		Juvenile	202	55%	1.5% ▲	+3	Juvenile	54.8%	54.9%
		GRAND TOTAL	368	100%	1.4% ▲	+5	GRAND TOTAL	100%	100%

Dispositions by Division & Code

Division	Case Type Description	Code	Summary	Change	% Change	Absolute Change	
Adult	Misdemeanor	CM	47	▼	-4.1%	-2	
	Other	OT	40	▲	+66.7%	+16	
	Civil Support	VS	32	▲	+14.3%	+4	
	Show Cause	SC	22	▼	-24.1%	-7	
	Felony	CF	9	▲	+12.5%	+1	
	Family Abuse - Protective Order	FP	8	▼	-38.5%	-5	
	Capias	CA	2	▼	-60.0%	-3	
	Motion - Protective Order	MP	2	↔		-	
	Remand Support	RS	2	▲	-	+2	
	Restricted License for Non-Support	SL	1	▲	-	+1	
	Violation of Protective Order	PV	1	▼	-80.0%	-4	
	Non-Family Abuse Protective Order	AP	0	▼	-100.0%	-1	
	Total		166	▲	1.2%	+2	
Juvenile	Custody Visitation	CV	137	▲	+6.2%	+8	
	Misdemeanor	DM	8	▼	-55.6%	-10	
	Temporary Detention Order	TD	7	▲	+75.0%	+3	
	Traffic	T	6	▲	+500.0%	+5	
	Abuse and Neglect	AN	5	▼	-37.5%	-3	
	Felony	DF	5	▲	+400.0%	+4	
	Remand Custody	RC	5	▲	+150.0%	+3	
	Truancy	TR	5	▲	+150.0%	+3	
	Emergency Custody Order	EC	3	▲	-	+3	
	Foster Care Review	FC	3	▼	-62.5%	-5	
	Initial Foster Care	IF	3	▲	+50.0%	+1	
	Civil Violation	CI	2	▼	-60.0%	-3	
	Paternity	PT	2	↔		-	
	Permanency Planning	PH	2	▲	+100.0%	+1	
	Relief of Custody	CR	2	▲	+100.0%	+1	
	Terminate Parental Rights	TP	2	▼	-33.3%	-1	
	Entrustment	ET	1	▲	-	+1	
	Motion - Protective Order	MP	1	▼	-87.5%	-7	
	Remand Visitation	RV	1	▼	-50.0%	-1	
	Show Cause	SC	1	▲	-	+1	
	Voluntary Continuing Services and Support Agreen	VA	1	▲	-	+1	
	Child In Need of Services	CS	0	▼	-100.0%	-1	
	Status	ST	0	▼	-100.0%	-1	
		Total		202	▲	1.5%	+3
		GRAND TOTAL		368	▲	1.4%	+5

Dispositions by Major Case Category**

Category	Summary	Change	% Change	Absolute Change
Adult Criminal	75	▼	-3.8%	-3
Child Dependency	19	▲	-17.4%	-4
Child in Need of Services/Supervision	5	▲	+66.7%	+2
Custody and Visitation	139	▲	+6.1%	+8
Delinquency	14	▲	-26.3%	-5
Juvenile Miscellaneous	0	▼	-100.0%	-1
New to Workload Study	2	▼	-60.0%	-3

* Compared to same time period as previous year
 5/15/2024 1:08:40PM

** Case Type Categories are defined in the 2017 Virginia Judicial Workload Assessment
 Source: SCV-SQL-Information

CPSS - JCMS CASELOAD STATISTICS OF THE JUVENILE & DOMESTIC RELATIONS DISTRICT COURTS
 January 2024 thru April 2024 Dispositions (Compared to January 2023 thru April 2023)

Other	58	▲	+81.3%	+26
Protective Orders	11	▼	-54.2%	-13
Support	39	▲	-15.2%	-7
Traffic	6	▲	+500.0%	+5
GRAND TOTAL	368	▲	1.4%	+5

2024 Overall GRAND TOTAL		Distribution of Caseload		Change*		Percentage (%) of Caseload		
699	-34 -4.6%	Adult	351 50%	5.7% ▲	+19	Adult	45.3%	50.2%
2024		Juvenile	348 50%	-13.2% ▼	-53	Juvenile	54.7%	49.8%
2023		GRAND TOTAL	699 100%	-4.6% ▼	-34	GRAND TOTAL	100%	100%

Dispositions by Division & Code

Division	Case Type Description	Code	Summary	Change	% Change	Absolute Change
Adult	Other	OT	84	▲	+33.3%	+21
	Misdemeanor	CM	78	▼	-2.5%	-2
	Civil Support	VS	57	▼	-1.7%	-1
	Show Cause	SC	55	▼	-27.6%	-21
	Felony	CF	29	▲	+107.1%	+15
	Family Abuse - Protective Order	FP	27	▲	+42.1%	+8
	Capias	CA	9	▼	-25.0%	-3
	Violation of Protective Order	PV	5	↔		-
	Motion - Protective Order	MP	3	▼	-25.0%	-1
	Remand Support	RS	3	▲	-	+3
	Non-Family Abuse Protective Order	AP	1	↔		-
	Total		351	▲	5.7%	+19
Juvenile	Custody Visitation	CV	204	▼	-13.2%	-31
	Misdemeanor	DM	27	▼	-22.9%	-8
	Foster Care Review	FC	21	▲	+75.0%	+9
	Abuse and Neglect	AN	18	▲	+28.6%	+4
	Permanency Planning	PH	11	▲	+450.0%	+9
	Motion - Protective Order	MP	9	▲	+800.0%	+8
	Paternity	PT	9	▲	+125.0%	+5
	Status	ST	9	▼	-59.1%	-13
	Traffic	T	9	▼	-60.9%	-14
	Remand Custody	RC	7	▲	-	+7
	Terminate Parental Rights	TP	4	▼	-42.9%	-3
	Felony	DF	3	▼	-25.0%	-1
	Initial Foster Care	IF	3	▼	-57.1%	-4
	Temporary Detention Order	TD	3	↔		-
	Truancy	TR	3	▼	-62.5%	-5
	Relief of Custody	CR	2	▲	-	+2
	Show Cause	SC	2	▲	+100.0%	+1
	Child In Need of Services	CS	1	↔		-
	Emergency Custody Order	EC	1	▼	-66.7%	-2
	Non-Family Abuse Protective Order	AP	1	↔		-
	Voluntary Continuing Services and Support Agreem	VA	1	▲	-	+1
	Child at Risk	RI	0	▼	-100.0%	-8
	Emancipation	EP	0	▼	-100.0%	-1
	Entrustment	ET	0	▼	-100.0%	-3
	Mental Commitment	MC	0	▼	-100.0%	-4
	Other	OT	0	▼	-100.0%	-1
	Qualified Residential Treatment	QR	0	▼	-100.0%	-1
		Total		348	▼	-13.2%
	GRAND TOTAL		699	▼	-4.6%	-34

Dispositions by Major Case Category**

Category	Summary	Change	% Change	Absolute Change
Adult Criminal	151	▲	-6.2%	-10
Child Dependency	60	▲	+11.1%	+6
Child in Need of Services/Supervision	5	▼	-50.0%	-5
Custody and Visitation	213	▲	-10.9%	-26
Delinquency	31	▲	-20.5%	-8

* Compared to same time period as previous year
 5/15/2024 1:08:40PM

** Case Type Categories are defined in the 2017 Virginia Judicial Workload Assessment
 Source: SCV-SQL-Information

CPSS - JCMS CASELOAD STATISTICS OF THE JUVENILE & DOMESTIC RELATIONS DISTRICT COURTS
 January 2024 thru April 2024 Dispositions (Compared to January 2023 thru April 2023)

Juvenile Miscellaneous	9	▼	-60.9%	-14
Other	98	▲	+32.4%	+24
Protective Orders	41	▲	+57.7%	+15
Support	82	▼	-2.4%	-2
Traffic	9	▼	-60.9%	-14
GRAND TOTAL	699	▼	-4.6%	-34

2024 Overall GRAND TOTAL		Distribution of Caseload			Change*		Percentage (%) of Caseload		
688 	+55	Adult	367	53%	12.2% ▲	+40	Adult	51.7%	53.3%
	8.7%	Juvenile	321	47%	4.9% ▲	+15	Juvenile	48.3%	46.7%
		GRAND TOTAL	688	100%	8.7% ▲	+55	GRAND TOTAL	100%	100%

Dispositions by Division & Code

Division	Case Type Description	Code	Summary	Change	% Change	Absolute Change
Adult	Misdemeanor	CM	122	▲	+45.2%	+38
	Other	OT	55	▼	-17.9%	-12
	Show Cause	SC	51	▲	+27.5%	+11
	Capias	CA	39	▲	+25.8%	+8
	Civil Support	VS	32	▼	-17.9%	-7
	Felony	CF	27	▼	-34.1%	-14
	Family Abuse - Protective Order	FP	21	▲	+16.7%	+3
	Remand Support	RS	9	▲	+80.0%	+4
	Violation of Protective Order	PV	4	▲	+300.0%	+3
	Motion - Protective Order	MP	3	▲	+200.0%	+2
	Non-Family Abuse Protective Order	AP	2	▲	-	+2
	Protective Order	PC	1	▲	-	+1
	Restricted License for Non-Support	SL	1	▲	-	+1
Total			367	▲	12.2%	+40
Juvenile	Custody Visitation	CV	137	▼	-15.4%	-25
	Status	ST	43	▲	+104.8%	+22
	Misdemeanor	DM	18	▲	+100.0%	+9
	Remand Custody	RC	18	▲	+260.0%	+13
	Remand Visitation	RV	18	▲	+260.0%	+13
	Foster Care Review	FC	16	↔	-	-
	Permanency Planning	PH	16	▼	-15.8%	-3
	Abuse and Neglect	AN	11	▲	+57.1%	+4
	Traffic	T	11	▼	-15.4%	-2
	Felony	DF	9	↔	-	-
	Initial Foster Care	IF	8	↔	-	-
	Voluntary Continuing Services and Support Agree	VA	4	▲	+33.3%	+1
	Paternity	PT	3	▼	-70.0%	-7
	Terminate Parental Rights	TP	3	▼	-62.5%	-5
	Truancy	TR	3	▲	+50.0%	+1
	Civil Violation	CI	1	▲	-	+1
	Entrustment	ET	1	▲	-	+1
	Non-Family Abuse Protective Order	AP	1	▲	-	+1
	Child In Need of Services	CS	0	▼	-100.0%	-1
	Family Abuse - Protective Order	FP	0	▼	-100.0%	-5
	Other	OT	0	▼	-100.0%	-1
Qualified Residential Treatment	QR	0	▼	-100.0%	-2	
Total			321	▲	4.9%	+15
GRAND TOTAL			688	▲	8.7%	+55

Dispositions by Major Case Category**

Category	Summary	Change	% Change	Absolute Change
Adult Criminal	231	▲	+20.9%	+40
Child Dependency	59	▲	-6.3%	-4
Child in Need of Services/Supervision	3	▼	-	0
Custody and Visitation	140	▼	-18.6%	-32
Delinquency	27	▲	+50.0%	+9
Juvenile Miscellaneous	43	▲	+104.8%	+22
New to Workload Study	1	▲	-	+1

* Compared to same time period as previous year
 5/15/2024 1:08:40PM

** Case Type Categories are defined in the 2017 Virginia Judicial Workload Assessment
 Source: SCV-SQL-Information

CPSS - JCMS CASELOAD STATISTICS OF THE JUVENILE & DOMESTIC RELATIONS DISTRICT COURTS
 January 2024 thru April 2024 Dispositions (Compared to January 2023 thru April 2023)

Other	100	▲	+20.5%	+17
Protective Orders	27	▲	+12.5%	+3
Support	46	▲	+2.2%	+1
Traffic	11	▼	-15.4%	-2
GRAND TOTAL	688	▲	8.7%	+55

2024 Overall GRAND TOTAL		Distribution of Caseload		Change*		Percentage (%) of Caseload			
1,077 	+39	Adult	551	51%	20.8% ▲	+95	Adult	43.9%	51.2%
	3.8%	Juvenile	526	49%	-9.6% ▼	-56	Juvenile	56.1%	48.8%
		GRAND TOTAL	1,077	100%	3.8% ▲	+39	GRAND TOTAL	100%	100%

Dispositions by Division & Code

Division	Case Type Description	Code	Summary	Change	% Change	Absolute Change	
Adult	Show Cause	SC	180	▲	+111.8%	+95	
	Misdemeanor	CM	103	▲	+7.3%	+7	
	Other	OT	93	▲	+17.7%	+14	
	Civil Support	VS	84	▲	+78.7%	+37	
	Capias	CA	45	▲	-23.7%	-14	
	Family Abuse - Protective Order	FP	17	▼	-41.4%	-12	
	Felony	CF	16	▼	-61.9%	-26	
	Motion - Protective Order	MP	5	↔		-	
	Remand Support	RS	4	▼	-50.0%	-4	
	Violation of Protective Order	PV	3	▼	-25.0%	-1	
	Non-Family Abuse Protective Order	AP	1	▼	-50.0%	-1	
	Total			551	▲	20.8%	+95
Juvenile	Custody Visitation	CV	307	▼	-13.0%	-46	
	Status	ST	56	▲	+9.8%	+5	
	Misdemeanor	DM	40	▲	+73.9%	+17	
	Permanency Planning	PH	26	▲	+420.0%	+21	
	Foster Care Review	FC	18	▼	-14.3%	-3	
	Paternity	PT	18	▲	+125.0%	+10	
	Traffic	T	14	▲	+180.0%	+9	
	Motion - Protective Order	MP	12	▼	-33.3%	-6	
	Felony	DF	9	▲	+50.0%	+3	
	Remand Custody	RC	6	▼	-53.8%	-7	
	Remand Visitation	RV	6	▼	-53.8%	-7	
	Temporary Detention Order	TD	4	▲	-	+4	
	Abuse and Neglect	AN	3	▼	-90.6%	-29	
	Emergency Custody Order	EC	2	▲	-	+2	
	Show Cause	SC	2	▲	+100.0%	+1	
	Child In Need of Services	CS	1	↔		-	
	Non-Family Abuse Protective Order	AP	1	▲	-	+1	
	Relief of Custody	CR	1	↔		-	
	Entrustment	ET	0	▼	-100.0%	-2	
	Initial Foster Care	IF	0	▼	-100.0%	-13	
	Mental Commitment	MC	0	▼	-100.0%	-1	
	Qualified Residential Treatment	QR	0	▼	-100.0%	-1	
	Terminate Parental Rights	TP	0	▼	-100.0%	-8	
	Truancy	TR	0	▼	-100.0%	-6	
	Total			526	▼	-9.6%	-56
	GRAND TOTAL			1,077	▲	3.8%	+39

Dispositions by Major Case Category**

Category	Summary	Change	% Change	Absolute Change
Adult Criminal	296	▼	+10.0%	+27
Child Dependency	48	▼	-42.2%	-35
Child in Need of Services/Supervision	1	▼	-85.7%	-6
Custody and Visitation	325	▲	-10.0%	-36
Delinquency	51	▲	+70.0%	+21
Juvenile Miscellaneous	56	▲	+9.8%	+5
Other	115	▲	+0.9%	+1

* Compared to same time period as previous year
 5/15/2024 1:08:40PM

** Case Type Categories are defined in the 2017 Virginia Judicial Workload Assessment
 Source: SCV-SQL-Information

CPSS - JCMS CASELOAD STATISTICS OF THE JUVENILE & DOMESTIC RELATIONS DISTRICT COURTS
 January 2024 thru April 2024 Dispositions (Compared to January 2023 thru April 2023)

Protective Orders	36	▲	-33.3%	-18
Support	135	▲	+110.9%	+71
Traffic	14	▲	+180.0%	+9
GRAND TOTAL	1,077	▲	3.8%	+39

2024 Overall GRAND TOTAL	Distribution of Caseload	Change*	Percentage (%) of Caseload																								
1,104 +3 0.3% 	<table border="1"> <tr> <td>Adult</td> <td>562</td> <td>51%</td> <td>-1.2% ▼</td> <td>-7</td> </tr> <tr> <td>Juvenile</td> <td>542</td> <td>49%</td> <td>1.9% ▲</td> <td>+10</td> </tr> <tr> <td>GRAND TOTAL</td> <td>1,104</td> <td>100%</td> <td>0.3% ▲</td> <td>+3</td> </tr> </table>	Adult	562	51%	-1.2% ▼	-7	Juvenile	542	49%	1.9% ▲	+10	GRAND TOTAL	1,104	100%	0.3% ▲	+3		<table border="1"> <tr> <td>Adult</td> <td>2023: 51.7%</td> <td>2024: 50.9%</td> </tr> <tr> <td>Juvenile</td> <td>2023: 48.3%</td> <td>2024: 49.1%</td> </tr> <tr> <td>GRAND TOTAL</td> <td>100%</td> <td>100%</td> </tr> </table>	Adult	2023: 51.7%	2024: 50.9%	Juvenile	2023: 48.3%	2024: 49.1%	GRAND TOTAL	100%	100%
Adult	562	51%	-1.2% ▼	-7																							
Juvenile	542	49%	1.9% ▲	+10																							
GRAND TOTAL	1,104	100%	0.3% ▲	+3																							
Adult	2023: 51.7%	2024: 50.9%																									
Juvenile	2023: 48.3%	2024: 49.1%																									
GRAND TOTAL	100%	100%																									

Dispositions by Division & Code

Division	Case Type Description	Code	Summary	Change	% Change	Absolute Change
Adult	Misdemeanor	CM	164	▲	+13.1%	+19
	Other	OT	98	▼	-21.0%	-26
	Civil Support	VS	56	▼	-9.7%	-6
	Felony	CF	55	▼	-19.1%	-13
	Capias	CA	53	▲	+35.9%	+14
	Family Abuse - Protective Order	FP	51	▲	+8.5%	+4
	Show Cause	SC	44	▼	-30.2%	-19
	Violation of Protective Order	PV	22	▲	+175.0%	+14
	Motion - Protective Order	MP	8	▼	-11.1%	-1
	Remand Support	RS	5	▲	+66.7%	+2
	Bond Forfeiture	BF	3	▲	-	+3
	Protective Order	PC	2	▲	+100.0%	+1
	Restricted License for Non-Support	SL	1	▲	-	+1
	Total		562	▼	-1.2%	-7
Juvenile	Custody Visitation	CV	294	▼	-1.0%	-3
	Permanency Planning	PH	40	▲	+42.9%	+12
	Foster Care Review	FC	26	▲	+30.0%	+6
	Felony	DF	24	▲	+700.0%	+21
	Status	ST	21	▲	+23.5%	+4
	Abuse and Neglect	AN	19	↔	-	-
	Traffic	T	19	▼	-20.8%	-5
	Initial Foster Care	IF	15	▼	-6.3%	-1
	Misdemeanor	DM	14	▼	-17.6%	-3
	Remand Visitation	RV	13	▼	-27.8%	-5
	Terminate Parental Rights	TP	12	▼	-7.7%	-1
	Paternity	PT	11	▲	+10.0%	+1
	Remand Custody	RC	11	▼	-35.3%	-6
	Motion - Protective Order	MP	5	▲	+400.0%	+4
	Truancy	TR	5	▼	-16.7%	-1
	Temporary Detention Order	TD	4	▲	+33.3%	+1
	Voluntary Continuing Services and Support Agree	VA	4	▲	+33.3%	+1
	Emergency Custody Order	EC	2	▲	-	+2
	Non-Family Abuse Protective Order	AP	1	▼	-50.0%	-1
	Other	OT	1	▼	-80.0%	-4
	Relief of Custody	CR	1	▼	-75.0%	-3
	Child In Need of Services	CS	0	▼	-100.0%	-1
	Qualified Residential Treatment	QR	0	▼	-100.0%	-6
Show Cause	SC	0	▼	-100.0%	-2	
	Total		542	▲	1.9%	+10
	GRAND TOTAL		1,104	▲	0.3%	+3

Dispositions by Major Case Category**

Category	Summary	Change	% Change	Absolute Change
Adult Criminal	333	▲	+4.7%	+15
Child Dependency	117	▼	+7.3%	+8
Child in Need of Services/Supervision	5	▼	-28.6%	-2
Custody and Visitation	305	▲	-0.7%	-2
Delinquency	38	▲	+72.7%	+16

* Compared to same time period as previous year
 5/15/2024 1:08:40PM

** Case Type Categories are defined in the 2017 Virginia Judicial Workload Assessment
 Source: SCV-SQL-Information

Juvenile Miscellaneous	21	▲	+23.5%	+4
Other	134	▲	-21.2%	-36
Protective Orders	65	▲	+10.2%	+6
Support	67	▲	-1.5%	-1
Traffic	19	▼	-20.8%	-5
GRAND TOTAL	1,104	▲	0.3%	+3

2024 Overall GRAND TOTAL		Distribution of Caseload		Change*		Percentage (%) of Caseload		
658	-18 -2.7%	Adult	303 46%	-11.1% ▼	-38	Adult	50.4%	46.0%
2024		Juvenile	355 54%	6.0% ▲	+20	Juvenile	49.6%	54.0%
2023		GRAND TOTAL	658 100%	-2.7% ▼	-18	GRAND TOTAL	100%	100%

Dispositions by Division & Code

Division	Case Type Description	Code	Summary	Change	% Change	Absolute Change
Adult	Other	OT	84	▼	-1.2%	-1
	Show Cause	SC	84	▲	+44.8%	+26
	Misdemeanor	CM	42	▼	-37.3%	-25
	Civil Support	VS	36	▲	+5.9%	+2
	Capias	CA	30	▲	+15.4%	+4
	Felony	CF	12	▼	-66.7%	-24
	Family Abuse - Protective Order	FP	11	▼	-52.2%	-12
	Motion - Protective Order	MP	2	▲	-	+2
	Remand Support	RS	1	▼	-80.0%	-4
	Restricted License for Non-Support	SL	1	↔	-	-
	Bond Forfeiture	BF	0	▼	-100.0%	-2
	Non-Family Abuse Protective Order	AP	0	▼	-100.0%	-3
Violation of Protective Order	PV	0	▼	-100.0%	-1	
	Total		303	▼	-11.1%	-38
Juvenile	Custody Visitation	CV	191	▼	-2.1%	-4
	Permanency Planning	PH	29	▲	+20.8%	+5
	Child at Risk	RI	24	▲	+1,100.0%	+22
	Terminate Parental Rights	TP	21	▲	+425.0%	+17
	Truancy	TR	19	▲	+72.7%	+8
	Abuse and Neglect	AN	13	▼	-7.1%	-1
	Initial Foster Care	IF	11	▼	-15.4%	-2
	Entrustment	ET	10	▲	-	+10
	Foster Care Review	FC	8	▼	-72.4%	-21
	Traffic	T	7	↔	-	-
	Misdemeanor	DM	6	▲	+200.0%	+4
	Child In Need of Services	CS	2	▲	+100.0%	+1
	Felony	DF	2	↔	-	-
	Paternity	PT	2	▲	+100.0%	+1
	Relief of Custody	CR	2	▲	+100.0%	+1
	Status	ST	2	▼	-71.4%	-5
	Voluntary Continuing Services and Support Agree	VA	2	▲	-	+2
	Emancipation	EP	1	▲	-	+1
	Non-Family Abuse Protective Order	AP	1	▼	-80.0%	-4
	Remand Custody	RC	1	▼	-83.3%	-5
	Remand Visitation	RV	1	▼	-87.5%	-7
	Motion - Protective Order	MP	0	▼	-100.0%	-3
	Total		355	▲	6.0%	+20
	GRAND TOTAL		658	▼	-2.7%	-18

Dispositions by Major Case Category**

Category	Summary	Change	% Change	Absolute Change
Adult Criminal	148	▼	-17.3%	-31
Child Dependency	120	▲	+37.9%	+33
Child in Need of Services/Supervision	21	▲	+75.0%	+9
Custody and Visitation	193	▲	-1.5%	-3
Delinquency	8	▲	+100.0%	+4
Juvenile Miscellaneous	3	▲	-57.1%	-4
Other	87	▼	-16.3%	-17

* Compared to same time period as previous year
 5/15/2024 1:08:40PM




** Case Type Categories are defined in the 2017 Virginia Judicial Workload Assessment
 Source: SCV-SQL-Information

CPSS - JCMS CASELOAD STATISTICS OF THE JUVENILE & DOMESTIC RELATIONS DISTRICT COURTS
 January 2024 thru April 2024 Dispositions (Compared to January 2023 thru April 2023)

Buchanan

District: 29 FIPS: 027

Protective Orders	14	▲	-58.8%	-20
Support	57	▲	+23.9%	+11
Traffic	7	↔		0
GRAND TOTAL	658	▼	-2.7%	-18

2024 Overall GRAND TOTAL		Distribution of Caseload		Change*		Percentage (%) of Caseload			
2024  345 2023  -56 -14.0% 	Adult	148	43%	-2.0%	▼	-3	Adult	2023 37.7%	2024 42.9%
	Juvenile	197	57%	-21.2%	▼	-53	Juvenile	62.3%	57.1%
	GRAND TOTAL	345	100%	-14.0%	▼	-56	GRAND TOTAL	100%	100%

Dispositions by Division & Code

Division	Case Type Description	Code	Summary	Change	% Change	Absolute Change	
Adult	Civil Support	VS	40	▲	+2.6%	+1	
	Other	OT	30	▲	+20.0%	+5	
	Misdemeanor	CM	25	▼	-10.7%	-3	
	Capias	CA	19	▲	+280.0%	+14	
	Show Cause	SC	18	▲	+5.9%	+1	
	Family Abuse - Protective Order	FP	11	▼	-52.2%	-12	
	Motion - Protective Order	MP	2	▲	+100.0%	+1	
	Felony	CF	1	▼	-91.7%	-11	
	Non-Family Abuse Protective Order	AP	1	▲	-	+1	
	Remand Support	RS	1	↔	-	-	
	Total		148	▼	-2.0%	-3	
Juvenile	Custody Visitation	CV	150	▼	-6.3%	-10	
	Misdemeanor	DM	13	▲	+62.5%	+5	
	Permanency Planning	PH	8	▼	-55.6%	-10	
	Entrustment	ET	4	▼	-33.3%	-2	
	Felony	DF	3	▼	-75.0%	-9	
	Paternity	PT	3	▲	+200.0%	+2	
	Status	ST	3	▲	-25.0%	-1	
	Child at Risk	RI	2	▲	-	+2	
	Foster Care Review	FC	2	▼	-50.0%	-2	
	Initial Foster Care	IF	2	▼	-50.0%	-2	
	Voluntary Continuing Services and Support Agreen	VA	2	▲	-	+2	
	Civil Violation	CI	1	▲	-	+1	
	Other	OT	1	▲	-	-	
	Show Cause	SC	1	▲	-	-	
	Traffic	T	1	▼	-92.3%	-12	
	Truancy	TR	1	▼	-50.0%	-1	
	Abuse and Neglect	AN	0	▼	-100.0%	-5	
	Child In Need of Services	CS	0	▼	-100.0%	-1	
	Emergency Custody Order	EC	0	▼	-100.0%	-1	
	Mental Commitment	MC	0	▼	-100.0%	-1	
	Motion - Protective Order	MP	0	▼	-100.0%	-1	
	Qualified Residential Treatment	QR	0	▼	-100.0%	-1	
	Remand Custody	RC	0	▼	-100.0%	-1	
	Temporary Detention Order	TD	0	▼	-100.0%	-1	
	Terminate Parental Rights	TP	0	▼	-100.0%	-4	
		Total		197	▼	-21.2%	-53
		GRAND TOTAL		345	▼	-14.0%	-56

Dispositions by Major Case Category**

Category	Summary	Change	% Change	Absolute Change
Adult Criminal	53	▲	-3.6%	-2
Child Dependency	20	▲	-52.4%	-22
Child in Need of Services/Supervision	1	▼	-75.0%	-3
Custody and Visitation	153	▲	-5.0%	-8
Delinquency	17	▲	-15.0%	-3
Juvenile Miscellaneous	3	↔	-40.0%	-2
New to Workload Study	1	▲	-	+1

CPSS - JCMS CASELOAD STATISTICS OF THE JUVENILE & DOMESTIC RELATIONS DISTRICT COURTS
 January 2024 thru April 2024 Dispositions (Compared to January 2023 thru April 2023)

Dickenson

District: 29 FIPS: 051

Other	32	▲	+6.7%	+2
Protective Orders	14	▲	-44.0%	-11
Support	50	▲	+8.7%	+4
Traffic	1	▼	-92.3%	-12
GRAND TOTAL	345	▼	-14.0%	-56

2024 Overall GRAND TOTAL		Distribution of Caseload		Change*		Percentage (%) of Caseload		
807	-97 -10.7%	Adult	438 54%	-27.7% ▼	-168	Adult	2023 67.0%	2024 54.3%
2024		Juvenile	369 46%	23.8% ▲	+71	Juvenile	33.0%	45.7%
2023		GRAND TOTAL	807 100%	-10.7% ▼	-97	GRAND TOTAL	100%	100%

Dispositions by Division & Code

Division	Case Type Description	Code	Summary	Change	% Change	Absolute Change	
Adult	Show Cause	SC	122	▼	-61.3%	-193	
	Misdemeanor	CM	80	▼	-5.9%	-5	
	Other	OT	79	▲	+36.2%	+21	
	Civil Support	VS	56	▲	+7.7%	+4	
	Capias	CA	37	▲	+19.4%	+6	
	Family Abuse - Protective Order	FP	23	▼	-14.8%	-4	
	Felony	CF	11	▼	-42.1%	-8	
	Remand Support	RS	9	▲	+50.0%	+3	
	Motion - Protective Order	MP	8	▲	+33.3%	+2	
	Bond Forfeiture	BF	6	▲	+20.0%	+1	
	Violation of Protective Order	PV	5	▲	+400.0%	+4	
	Non-Family Abuse Protective Order	AP	2	▲	+100.0%	+1	
		Total		438	▼	-27.7%	-168
Juvenile	Custody Visitation	CV	154	▼	-9.4%	-16	
	Permanency Planning	PH	33	▲	+13.8%	+4	
	Misdemeanor	DM	26	▲	+188.9%	+17	
	Terminate Parental Rights	TP	20	▲	+900.0%	+18	
	Entrustment	ET	19	▲	+280.0%	+14	
	Foster Care Review	FC	17	▲	+30.8%	+4	
	Felony	DF	13	▲	+85.7%	+6	
	Motion - Protective Order	MP	11	▲	+1,000.0%	+10	
	Remand Custody	RC	11	▲	+37.5%	+3	
	Remand Visitation	RV	11	▲	+37.5%	+3	
	Abuse and Neglect	AN	9	▼	-35.7%	-5	
	Truancy	TR	9	▲	+200.0%	+6	
	Traffic	T	8	▲	+300.0%	+6	
	Initial Foster Care	IF	6	▼	-33.3%	-3	
	Show Cause	SC	5	▲	+400.0%	+4	
	Paternity	PT	4	▲	+33.3%	+1	
	Relief of Custody	CR	3	▲	-	+3	
	Civil Violation	CI	2	▲	-	+2	
	Emergency Custody Order	EC	2	▲	-	+2	
	Other	OT	2	↔	-	-	
	Temporary Detention Order	TD	2	↔	-	-	
	Child In Need of Services	CS	1	↔	-	-	
	Mental Commitment	MC	1	▲	-	+1	
	Capias	CA	0	▼	-100.0%	-2	
	Non-Family Abuse Protective Order	AP	0	▼	-100.0%	-2	
	Qualified Residential Treatment	QR	0	▼	-100.0%	-1	
	Status	ST	0	▼	-100.0%	-2	
	Voluntary Continuing Services and Support Agreem	VA	0	▼	-100.0%	-2	
		Total		369	▲	23.8%	+71
	GRAND TOTAL			807	▼	-10.7%	-97

Dispositions by Major Case Category**

Category	Summary	Change	% Change	Absolute Change
Adult Criminal	227	▲	-46.7%	-199
Child Dependency	107	▲	+42.7%	+32
Child in Need of Services/Supervision	13	▲	+160.0%	+8

* Compared to same time period as previous year
 5/15/2024 1:08:40PM

** Case Type Categories are defined in the 2017 Virginia Judicial Workload Assessment
 Source: SCV-SQL-Information

CPSS - JCMS CASELOAD STATISTICS OF THE JUVENILE & DOMESTIC RELATIONS DISTRICT COURTS
 January 2024 thru April 2024 Dispositions (Compared to January 2023 thru April 2023)

Custody and Visitation	158	▲	-8.7%	-15
Delinquency	41	▲	+127.8%	+23
Juvenile Miscellaneous	0	▼	-100.0%	-2
New to Workload Study	2	▲	-	+2
Other	117	▲	+39.3%	+33
Protective Orders	44	▲	+18.9%	+7
Support	90	▲	+9.8%	+8
Traffic	8	▲	+300.0%	+6
GRAND TOTAL	807	▼	-10.7%	-97

2024 Overall GRAND TOTAL		Distribution of Caseload			Change*		Percentage (%) of Caseload		
1,138 +10 0.9% 	Adult Juvenile GRAND TOTAL	653	57%	22.7% ▲	+121	47.2%	57.4%		
		485	43%	-18.6% ▼	-111	52.8%	42.6%		
		1,138	100%	0.9% ▲	+10	100%	100%		

Dispositions by Division & Code

Division	Case Type Description	Code	Summary	Change	% Change	Absolute Change	
Adult	Misdemeanor	CM	174	▲	+31.8%	+42	
	Other	OT	120	▲	+6.2%	+7	
	Show Cause	SC	104	▲	+33.3%	+26	
	Felony	CF	83	▲	+36.1%	+22	
	Civil Support	VS	78	▲	+32.2%	+19	
	Capias	CA	41	▲	+13.9%	+5	
	Family Abuse - Protective Order	FP	37	▼	-11.9%	-5	
	Motion - Protective Order	MP	8	▲	+60.0%	+3	
	Non-Family Abuse Protective Order	AP	4	▲	+300.0%	+3	
	Remand Support	RS	3	▼	-40.0%	-2	
	Restricted License for Non-Support	SL	1	▲	-	+1	
Total			653	▲	22.7%	+121	
Juvenile	Custody Visitation	CV	274	▼	-18.7%	-63	
	Abuse and Neglect	AN	28	▼	-40.4%	-19	
	Motion - Protective Order	MP	26	▼	-27.8%	-10	
	Traffic	T	21	▲	+90.9%	+10	
	Remand Custody	RC	19	▼	-5.0%	-1	
	Status	ST	19	▲	+375.0%	+15	
	Foster Care Review	FC	15	▲	+66.7%	+6	
	Misdemeanor	DM	14	▼	-50.0%	-14	
	Permanency Planning	PH	13	▼	-58.1%	-18	
	Initial Foster Care	IF	11	▲	+10.0%	+1	
	Felony	DF	10	▲	+100.0%	+5	
	Paternity	PT	6	▲	+200.0%	+4	
	Show Cause	SC	6	▲	+200.0%	+4	
	Truancy	TR	6	▼	-40.0%	-4	
	Child In Need of Services	CS	4	▲	-	+4	
	Temporary Detention Order	TD	3	▼	-57.1%	-4	
	Child at Risk	RI	2	▲	-	+2	
	Other	OT	2	▼	-50.0%	-2	
	Relief of Custody	CR	2	▲	+100.0%	+1	
	Terminate Parental Rights	TP	2	▼	-66.7%	-4	
	Emergency Custody Order	EC	1	▼	-75.0%	-3	
	Non-Family Abuse Protective Order	AP	1	▼	-80.0%	-4	
	Entrustment	ET	0	▼	-100.0%	-9	
	Juvenile Support	JS	0	▼	-100.0%	-1	
	Mental Commitment	MC	0	▼	-100.0%	-2	
	Protective Order	PC	0	▼	-100.0%	-1	
	Qualified Residential Treatment	QR	0	▼	-100.0%	-1	
	Voluntary Continuing Services and Support Agreen	VA	0	▼	-100.0%	-3	
	Total			485	▼	-18.6%	-111
	GRAND TOTAL			1,138	▲	0.9%	+10

Dispositions by Major Case Category**

Category	Summary	Change	% Change	Absolute Change
Adult Criminal	372	▲	+29.6%	+85
Child Dependency	73	▲	-37.6%	-44
Child in Need of Services/Supervision	11	▲	+10.0%	+1
Custody and Visitation	280	▲	-17.4%	-59

* Compared to same time period as previous year
 5/15/2024 1:08:40PM

** Case Type Categories are defined in the 2017 Virginia Judicial Workload Assessment
 Source: SCV-SQL-Information

CPSS - JCMS CASELOAD STATISTICS OF THE JUVENILE & DOMESTIC RELATIONS DISTRICT COURTS
 January 2024 thru April 2024 Dispositions (Compared to January 2023 thru April 2023)

Delinquency	29	▲	-19.4%	-7
Juvenile Miscellaneous	19	▲	+375.0%	+15
Other	148	▼	-4.5%	-7
Protective Orders	76	▲	-14.6%	-13
Support	109	▲	+36.3%	+29
Traffic	21	▲	+90.9%	+10
GRAND TOTAL	1,138	▲	0.9%	+10

2024 Overall GRAND TOTAL		Distribution of Caseload		Change*		Percentage (%) of Caseload		
620	-11 -1.7%	Adult	265 43%	-9.6% ▼	-28	Adult	2023 46.4%	2024 42.7%
2024		Juvenile	355 57%	5.0% ▲	+17	Juvenile	53.6%	57.3%
2023		GRAND TOTAL	620 100%	-1.7% ▼	-11	GRAND TOTAL	100%	100%

Dispositions by Division & Code

Division	Case Type Description	Code	Summary	Change	% Change	Absolute Change
Adult	Other	OT	63	▲	+8.6%	+5
	Show Cause	SC	63	▲	-1.6%	-1
	Misdemeanor	CM	56	▲	+1.8%	+1
	Civil Support	VS	27	▼	-41.3%	-19
	Capias	CA	19	▼	-5.0%	-1
	Family Abuse - Protective Order	FP	17	▼	-32.0%	-8
	Felony	CF	9	▲	+12.5%	+1
	Remand Support	RS	5	▼	-37.5%	-3
	Non-Family Abuse Protective Order	AP	3	▲	+50.0%	+1
	Motion - Protective Order	MP	2	▼	-50.0%	-2
	Restricted License for Non-Support	SL	1	↔		-
	Bond Forfeiture	BF	0	▼	-100.0%	-1
	Protective Order	PC	0	▼	-100.0%	-1
	Total		265	▼	-9.6%	-28
Juvenile	Custody Visitation	CV	143	▼	-7.7%	-12
	Misdemeanor	DM	37	▲	+270.0%	+27
	Traffic	T	33	▲	+73.7%	+14
	Abuse and Neglect	AN	26	▲	+18.2%	+4
	Foster Care Review	FC	26	▲	+85.7%	+12
	Permanency Planning	PH	24	▼	-17.2%	-5
	Initial Foster Care	IF	13	▲	+44.4%	+4
	Terminate Parental Rights	TP	13	▼	-55.2%	-16
	Truancy	TR	13	▲	+160.0%	+8
	Remand Custody	RC	7	▼	-30.0%	-3
	Paternity	PT	5	▲	+150.0%	+3
	Non-Family Abuse Protective Order	AP	4	▲	+300.0%	+3
	Felony	DF	2	▼	-50.0%	-2
	Relief of Custody	CR	2	↔		-
	Show Cause	SC	2	▼	-50.0%	-2
	Child In Need of Services	CS	1	▼	-50.0%	-1
	Entrustment	ET	1	▲	-	+1
	Other	OT	1	↔		-
	Status	ST	1	▼	-87.5%	-7
	Voluntary Continuing Services and Support Agreen	VA	1	▲	-	+1
	Civil Violation	CI	0	▼	-100.0%	-2
	Qualified Residential Treatment	QR	0	▼	-100.0%	-2
	Remand Visitation	RV	0	▼	-100.0%	-7
Temporary Detention Order	TD	0	▼	-100.0%	-1	
	Total		355	▲	5.0%	+17
GRAND TOTAL			620	▼	-1.7%	-11

Dispositions by Major Case Category**

Category	Summary	Change	% Change	Absolute Change
Adult Criminal	111	▼	-10.5%	-13
Child Dependency	106	▲	-0.9%	-1
Child in Need of Services/Supervision	14	▲	+100.0%	+7
Custody and Visitation	148	▲	-5.7%	-9
Delinquency	41	▲	+127.8%	+23

* Compared to same time period as previous year
 5/15/2024 1:08:40PM

** Case Type Categories are defined in the 2017 Virginia Judicial Workload Assessment
 Source: SCV-SQL-Information

CPSS - JCMS CASELOAD STATISTICS OF THE JUVENILE & DOMESTIC RELATIONS DISTRICT COURTS
 January 2024 thru April 2024 Dispositions (Compared to January 2023 thru April 2023)

Juvenile Miscellaneous	1	▼	-87.5%	-7
New to Workload Study	0	▼	-100.0%	-2
Other	76	▼	-10.6%	-9
Protective Orders	26	▲	-18.8%	-6
Support	64	▲	-11.1%	-8
Traffic	33	▲	+73.7%	+14
GRAND TOTAL	620	▼	-1.7%	-11

2024 Overall GRAND TOTAL		Distribution of Caseload		Change*		Percentage (%) of Caseload		
472	-38 -7.5%	Adult	194 41%	-13.4% ▼	-30	Adult	43.9%	41.1%
2024		Juvenile	278 59%	-2.8% ▼	-8	Juvenile	56.1%	58.9%
2023		GRAND TOTAL	472 100%	-7.5% ▼	-38	GRAND TOTAL	100%	100%

Dispositions by Division & Code

Division	Case Type Description	Code	Summary	Change	% Change	Absolute Change
Adult	Misdemeanor	CM	53	▼	-35.4%	-29
	Other	OT	42	▲	+50.0%	+14
	Civil Support	VS	26	▲	+62.5%	+10
	Show Cause	SC	24	▼	-17.2%	-5
	Capias	CA	18	▼	-5.3%	-1
	Felony	CF	13	▼	-38.1%	-8
	Family Abuse - Protective Order	FP	7	▼	-63.2%	-12
	Motion - Protective Order	MP	4	▼	-20.0%	-1
	Remand Support	RS	4	↔		-
	Non-Family Abuse Protective Order	AP	3	▲	+200.0%	+2
	Total		194	▼	-13.4%	-30
Juvenile	Custody Visitation	CV	121	▲	+4.3%	+5
	Misdemeanor	DM	55	▲	+66.7%	+22
	Felony	DF	22	▲	+633.3%	+19
	Traffic	T	22	▼	-45.0%	-18
	Foster Care Review	FC	13	▲	+62.5%	+5
	Permanency Planning	PH	9	▼	-40.0%	-6
	Remand Custody	RC	6	▼	-14.3%	-1
	Remand Visitation	RV	6	▼	-14.3%	-1
	Terminate Parental Rights	TP	6	↔		-
	Initial Foster Care	IF	5	▼	-37.5%	-3
	Abuse and Neglect	AN	3	▼	-66.7%	-6
	Capias	CA	3	▲	+200.0%	+2
	Child In Need of Services	CS	2	▼	-66.7%	-4
	Non-Family Abuse Protective Order	AP	2	▲	+100.0%	+1
	Paternity	PT	1	▼	-50.0%	-1
	Status	ST	1	▼	-66.7%	-2
	Voluntary Continuing Services and Support Agreen	VA	1	↔		-
	Emergency Custody Order	EC	0	▼	-100.0%	-1
	Relief of Custody	CR	0	▼	-100.0%	-2
	Show Cause	SC	0	▼	-100.0%	-1
Temporary Detention Order	TD	0	▼	-100.0%	-1	
Truancy	TR	0	▼	-100.0%	-15	
	Total		278	▼	-2.8%	-8
GRAND TOTAL			472	▼	-7.5%	-38

Dispositions by Major Case Category**

Category	Summary	Change	% Change	Absolute Change
Adult Criminal	96	▼	-31.4%	-44
Child Dependency	37	▼	-24.5%	-12
Child in Need of Services/Supervision	2	▼	-90.5%	-19
Custody and Visitation	123	▲	+4.2%	+5
Delinquency	79	▲	+107.9%	+41
Juvenile Miscellaneous	1	▼	-66.7%	-2
Other	58	▲	+20.8%	+10
Protective Orders	16	▲	-38.5%	-10
Support	38	▲	+40.7%	+11
Traffic	22	▼	-45.0%	-18

* Compared to same time period as previous year
 5/15/2024 1:08:40PM

** Case Type Categories are defined in the 2017 Virginia Judicial Workload Assessment
 Source: SCV-SQL-Information

GRAND TOTAL

472



-7.5%

-38

2024 Overall GRAND TOTAL		Distribution of Caseload			Change*		Percentage (%) of Caseload		
1,204	-212 -15.0%	Adult	597	50%	-15.3% ▼	-108	Adult	49.8%	49.6%
2024		Juvenile	607	50%	-14.6% ▼	-104	Juvenile	50.2%	50.4%
2023		GRAND TOTAL	1,204	100%	-15.0% ▼	-212	GRAND TOTAL	100%	100%

Dispositions by Division & Code

Division	Case Type Description	Code	Summary	Change	% Change	Absolute Change
Adult	Misdemeanor	CM	152	▼	-38.2%	-94
	Other	OT	147	▲		-
	Show Cause	SC	75	▼	-27.9%	-29
	Family Abuse - Protective Order	FP	74	▲	+138.7%	+43
	Civil Support	VS	60	▼	-25.9%	-21
	Capias	CA	35	▲	+6.1%	+2
	Felony	CF	35	▼	-18.6%	-8
	Motion - Protective Order	MP	9	▼	-10.0%	-1
	Non-Family Abuse Protective Order	AP	9	▲	+12.5%	+1
	Restricted License for Non-Support	SL	1	▲	-	+1
	Remand Support	RS	0	▼	-100.0%	-2
	Total		597	▼	-15.3%	-108
Juvenile	Custody Visitation	CV	399	▼	-5.0%	-21
	Misdemeanor	DM	43	▼	-41.1%	-30
	Permanency Planning	PH	26	▲	+8.3%	+2
	Foster Care Review	FC	24	▲	+14.3%	+3
	Truancy	TR	20	▼	-16.7%	-4
	Child at Risk	RI	17	▼	-15.0%	-3
	Abuse and Neglect	AN	13	▼	-38.1%	-8
	Initial Foster Care	IF	11	↔		-
	Status	ST	10	▼	-66.7%	-20
	Terminate Parental Rights	TP	10	▼	-44.4%	-8
	Traffic	T	8	▼	-50.0%	-8
	Felony	DF	7	▼	-30.0%	-3
	Non-Family Abuse Protective Order	AP	7	▲	+40.0%	+2
	Relief of Custody	CR	4	▲	+100.0%	+2
	Show Cause	SC	3	▲	+50.0%	+1
	Capias	CA	2	▲	-	+2
	Child In Need of Services	CS	2	▲	-	+2
	Remand Visitation	RV	1	▲	-	+1
	Civil Violation	CI	0	▼	-100.0%	-1
	Emancipation	EP	0	▼	-100.0%	-1
Entrustment	ET	0	▼	-100.0%	-9	
Voluntary Continuing Services and Support Agreen	VA	0	▼	-100.0%	-3	
	Total		607	▼	-14.6%	-104
GRAND TOTAL			1,204	▼	-15.0%	-212

Dispositions by Major Case Category**

Category	Summary	Change	% Change	Absolute Change
Adult Criminal	271	▼	-31.7%	-126
Child Dependency	105	▼	-18.6%	-24
Child in Need of Services/Supervision	22	▲	-8.3%	-2
Custody and Visitation	399	▼	-5.0%	-21
Delinquency	55	▲	-35.3%	-30
Juvenile Miscellaneous	10	▼	-67.7%	-21
New to Workload Study	0	▼	-100.0%	-1
Other	148	▲	-0.7%	-1
Protective Orders	99	▲	+83.3%	+45

* Compared to same time period as previous year
 5/15/2024 1:08:40PM

** Case Type Categories are defined in the 2017 Virginia Judicial Workload Assessment
 Source: SCV-SQL-Information

CPSS - JCMS CASELOAD STATISTICS OF THE JUVENILE & DOMESTIC RELATIONS DISTRICT COURTS
 January 2024 thru April 2024 Dispositions (Compared to January 2023 thru April 2023)

Support	87	▲	-20.9%	-23
Traffic	8	▼	-50.0%	-8
GRAND TOTAL	1,204	▼	-15.0%	-212

2024 Overall GRAND TOTAL		Distribution of Caseload		Change*		Percentage (%) of Caseload			
6,630 +874 15.2% 		Adult	3,535	53%	10.8% ▲	+345	Adult	55.4%	53.3%
		Juvenile	3,095	47%	20.6% ▲	+529	Juvenile	44.6%	46.7%
		GRAND TOTAL	6,630	100%	15.2% ▲	+874	GRAND TOTAL	100%	100%

Dispositions by Division & Code

Division	Case Type Description	Code	Summary	Change	% Change	Absolute Change	
Adult	Misdemeanor	CM	914	▲	+8.4%	+71	
	Other	OT	623	▼	+2.5%	+15	
	Civil Support	VS	546	▲	+14.7%	+70	
	Show Cause	SC	435	▼	-11.0%	-54	
	Felony	CF	377	▲	+56.4%	+136	
	Capias	CA	317	▲	+24.8%	+63	
	Family Abuse - Protective Order	FP	236	▲	+12.9%	+27	
	Non-Family Abuse Protective Order	AP	25	▲	+257.1%	+18	
	Remand Support	RS	24	▲	+26.3%	+5	
	Motion - Protective Order	MP	16	▼	-36.0%	-9	
	Protective Order	PC	11	▲	+1,000.0%	+10	
	Violation of Protective Order	PV	7	▼	-50.0%	-7	
	Restricted License for Non-Support	SL	3	▲	-	+3	
	Criminal Support	CS	1	↔	-	-	
	Bond Forfeiture	BF	0	▼	-100.0%	-2	
Violation Family Abuse Protective Order	PS	0	▼	-100.0%	-1		
	Total		3,535	▲	10.8%	+345	
Juvenile	Custody Visitation	CV	1,527	▲	+3.6%	+53	
	Misdemeanor	DM	545	▲	+49.3%	+180	
	Traffic	T	341	▲	+38.6%	+95	
	Felony	DF	217	▲	+43.7%	+66	
	Motion - Protective Order	MP	57	▲	+14.0%	+7	
	Truancy	TR	54	▲	+116.0%	+29	
	Status	ST	48	▲	+128.6%	+27	
	Abuse and Neglect	AN	42	▲	+23.5%	+8	
	Non-Family Abuse Protective Order	AP	37	▲	+428.6%	+30	
	Permanency Planning	PH	33	▲	+10.0%	+3	
	Remand Custody	RC	33	▲	+65.0%	+13	
	Remand Visitation	RV	33	▲	+65.0%	+13	
	Paternity	PT	25	▼	-7.4%	-2	
	Foster Care Review	FC	24	▲	+4.3%	+1	
	Child In Need of Services	CS	23	▲	+21.1%	+4	
	Initial Foster Care	IF	15	▲	+25.0%	+3	
	Terminate Parental Rights	TP	13	▼	-31.6%	-6	
	Voluntary Continuing Services and Support Agreem	VA	5	▲	+25.0%	+1	
	Other	OT	4	▲	+100.0%	+2	
	Show Cause	SC	4	▲	-	+4	
	Mental Commitment	MC	3	▼	-40.0%	-2	
	Temporary Detention Order	TD	3	▼	-40.0%	-2	
	Family Abuse - Protective Order	FP	2	↔	-	-	
	Relief of Custody	CR	2	▲	-	+2	
	Violation Family Abuse Protective Order	PS	2	▲	-	+2	
	Capias	CA	1	▲	-	+1	
	Civil Violation	CI	1	↔	-	-	
	Juvenile Support	JS	1	▲	-	+1	
	Child at Risk	RI	0	▼	-100.0%	-2	
	Qualified Residential Treatment	QR	0	▼	-100.0%	-2	
		Total		3,095	▲	20.6%	+529
	GRAND TOTAL			6,630	▲	15.2%	+874

* Compared to same time period as previous year
 5/15/2024 1:08:40PM

** Case Type Categories are defined in the 2017 Virginia Judicial Workload Assessment
 Source: SCV-SQL-Information

Dispositions by Major Case Category**

Category	Summary	Change	% Change	Absolute Change
Adult Criminal	1,906	▲	+12.1%	+205
Child Dependency	134	▲	+6.3%	+8
Child in Need of Services/Supervision	81	▲	+84.1%	+37
Custody and Visitation	1,552	▼	+3.4%	+51
Delinquency	765	▲	+48.3%	+249
Juvenile Miscellaneous	48	▲	+128.6%	+27
New to Workload Study	1	↔		0
Other	723	▲	+6.5%	+44
Protective Orders	373	▲	+24.3%	+73
Support	706	▲	+13.7%	+85
Traffic	341	▲	+38.6%	+95
GRAND TOTAL	6,630	▲	15.2%	+874

2024 Overall GRAND TOTAL		Distribution of Caseload		Change*		Percentage (%) of Caseload			
497 2024 2023	-49	Adult	237	48%	-13.5% ▼	-37	Adult	50.2%	47.7%
	-9.0%	Juvenile	260	52%	-4.4% ▼	-12	Juvenile	49.8%	52.3%
GRAND TOTAL		497	100%	-9.0% ▼	-49	GRAND TOTAL	100%	100%	

Dispositions by Division & Code

Division	Case Type Description	Code	Summary	Change	% Change	Absolute Change	
Adult	Misdemeanor	CM	72	▼	-10.0%	-8	
	Show Cause	SC	43	▼	-12.2%	-6	
	Other	OT	41	▼	-22.6%	-12	
	Civil Support	VS	31	▼	-26.2%	-11	
	Family Abuse - Protective Order	FP	18	▼	-5.3%	-1	
	Felony	CF	15	▲	+66.7%	+6	
	Capias	CA	13	▼	-27.8%	-5	
	Non-Family Abuse Protective Order	AP	2	▼	-33.3%	-1	
	Remand Support	RS	2	▲	-	+2	
	Motion - Protective Order	MP	0	▼	-100.0%	-1	
Total			237	▼	-13.5%	-37	
Juvenile	Custody Visitation	CV	164	▲	+5.1%	+8	
	Misdemeanor	DM	23	▼	-8.0%	-2	
	Traffic	T	22	▲	+69.2%	+9	
	Foster Care Review	FC	7	▲	-	+7	
	Other	OT	7	▲	+600.0%	+6	
	Remand Visitation	RV	6	▲	+100.0%	+3	
	Remand Custody	RC	5	▲	+66.7%	+2	
	Abuse and Neglect	AN	4	▼	-73.3%	-11	
	Permanency Planning	PH	4	▲	+100.0%	+2	
	Initial Foster Care	IF	3	↔	-	-	
	Paternity	PT	3	↔	-	-	
	Truancy	TR	3	▲	-	+3	
	Emergency Custody Order	EC	2	▲	-	+2	
	Family Abuse - Protective Order	FP	2	▲	-	+2	
	Status	ST	2	▼	-87.5%	-14	
	Felony	DF	1	▼	-75.0%	-3	
	Non-Family Abuse Protective Order	AP	1	▼	-66.7%	-2	
	Temporary Detention Order	TD	1	▼	-75.0%	-3	
	Child In Need of Services	CS	0	▼	-100.0%	-1	
	Emancipation	EP	0	▼	-100.0%	-1	
	Relief of Custody	CR	0	▼	-100.0%	-3	
	Show Cause	SC	0	▼	-100.0%	-3	
	Special Immigrant Juvenile Status	SI	0	▼	-100.0%	-9	
	Terminate Parental Rights	TP	0	▼	-100.0%	-3	
	Voluntary Continuing Services and Support Agreem	VA	0	▼	-100.0%	-1	
	Total			260	▼	-4.4%	-12
	GRAND TOTAL			497	▼	-9.0%	-49

Dispositions by Major Case Category**

Category	Summary	Change	% Change	Absolute Change
Adult Criminal	124	▼	-12.1%	-17
Child Dependency	18	▲	-33.3%	-9
Child in Need of Services/Supervision	3	▲	+200.0%	+2
Custody and Visitation	167	▲	+5.0%	+8
Delinquency	24	▼	-25.0%	-8
Juvenile Miscellaneous	2	▼	-88.2%	-15
New to Workload Study	0	▼	-100.0%	-9

* Compared to same time period as previous year
 5/15/2024 1:08:40PM

** Case Type Categories are defined in the 2017 Virginia Judicial Workload Assessment
 Source: SCV-SQL-Information

CPSS - JCMS CASELOAD STATISTICS OF THE JUVENILE & DOMESTIC RELATIONS DISTRICT COURTS
 January 2024 thru April 2024 Dispositions (Compared to January 2023 thru April 2023)

Other	64	▲		0
Protective Orders	23	▲	-11.5%	-3
Support	50	▲	-12.3%	-7
Traffic	22	▲	+69.2%	+9
GRAND TOTAL	497	▼	-9.0%	-49

2024 Overall GRAND TOTAL		Distribution of Caseload		Change*		Percentage (%) of Caseload		
244	+68 38.6%	Adult	107 44%	42.7% ▲	+32	Adult	2023 42.6%	2024 43.9%
2024		Juvenile	137 56%	35.6% ▲	+36	Juvenile	57.4%	56.1%
		GRAND TOTAL	244 100%	38.6% ▲	+68	GRAND TOTAL	100%	100%

Dispositions by Division & Code

Division	Case Type Description	Code	Summary	Change	% Change	Absolute Change	
Adult	Other	OT	31	▲	+55.0%	+11	
	Misdemeanor	CM	24	▲	+33.3%	+6	
	Show Cause	SC	17	▲	+88.9%	+8	
	Family Abuse - Protective Order	FP	10	▲	+150.0%	+6	
	Felony	CF	10	▲	+150.0%	+6	
	Civil Support	VS	9	▼	-43.8%	-7	
	Capias	CA	5	▲	+150.0%	+3	
	Motion - Protective Order	MP	1	▲	-	+1	
	Non-Family Abuse Protective Order	AP	0	▼	-100.0%	-2	
		Total		107	▲	42.7%	+32
Juvenile	Custody Visitation	CV	49	▲	+58.1%	+18	
	Misdemeanor	DM	41	▲	+86.4%	+19	
	Felony	DF	14	▲	+27.3%	+3	
	Abuse and Neglect	AN	13	▲	-	+13	
	Traffic	T	13	▲	+30.0%	+3	
	Paternity	PT	2	▼	-50.0%	-2	
	Truancy	TR	2	▼	-50.0%	-2	
	Mental Commitment	MC	1	▲	-	+1	
	Status	ST	1	▼	-83.3%	-5	
	Temporary Detention Order	TD	1	↔	-	-	
	Child In Need of Services	CS	0	▼	-100.0%	-1	
	Family Abuse - Protective Order	FP	0	▼	-100.0%	-2	
	Foster Care Review	FC	0	▼	-100.0%	-3	
	Initial Foster Care	IF	0	▼	-100.0%	-2	
	Other	OT	0	▼	-100.0%	-1	
	Remand Custody	RC	0	▼	-100.0%	-1	
	Remand Visitation	RV	0	▼	-100.0%	-1	
	Terminate Parental Rights	TP	0	▼	-100.0%	-1	
		Total		137	▲	35.6%	+36
	GRAND TOTAL			244	▲	38.6%	+68

Dispositions by Major Case Category**

Category	Summary	Change	% Change	Absolute Change
Adult Criminal	50	▲	+66.7%	+20
Child Dependency	13	▲	+116.7%	+7
Child in Need of Services/Supervision	2	▼	-60.0%	-3
Custody and Visitation	51	▲	+45.7%	+16
Delinquency	55	▲	+66.7%	+22
Juvenile Miscellaneous	1	▼	-83.3%	-5
Other	33	▲	+37.5%	+9
Protective Orders	11	▲	+37.5%	+3
Support	15	▲	-21.1%	-4
Traffic	13	▲	+30.0%	+3
GRAND TOTAL	244	▲	38.6%	+68

* Compared to same time period as previous year
 5/15/2024 1:08:40PM

** Case Type Categories are defined in the 2017 Virginia Judicial Workload Assessment
 Source: SCV-SQL-Information