

2024 Overall GRAND TOTAL		Distribution of Caseload			Change*		Percentage (%) of Caseload		
294,752	-185 -0.1%	Adult	153,655	52%	0.4% ▲	+579	Adult	51.9%	52.1%
		Juvenile	141,097	48%	-0.5% ▼	-764	Juvenile	48.1%	47.9%
		GRAND TOTAL	294,752	100%	-0.1% ▼	-185	GRAND TOTAL	100%	100%

Dispositions by Division & Code

Division	Case Type Description	Code	Summary	Change	% Change	Absolute Change
Adult	Misdemeanor	CM	34,835	▲	+3.0%	+1,003
	Civil Support	VS	27,471	▲	+0.3%	+69
	Show Cause	SC	26,171	▲	+1.6%	+402
	Other	OT	26,059	▼	-5.0%	-1,385
	Family Abuse - Protective Order	FP	11,362	▲	+0.2%	+19
	Felony	CF	11,020	▲	+4.4%	+462
	Capias	CA	10,885	▲	+1.5%	+160
	Remand Support	RS	2,332	▼	-0.9%	-22
	Motion - Protective Order	MP	1,479	▼	-5.3%	-83
	Non-Family Abuse Protective Order	AP	966	▼	-0.8%	-8
	Violation of Protective Order	PV	694	▼	-5.7%	-42
	Protective Order	PC	136	▲	+1.5%	+2
	Restricted License for Non-Support	SL	113	↔		-
	Bond Forfeiture	BF	62	▼	-8.8%	-6
	Violation Family Abuse Protective Order	PS	43	▲	+19.4%	+7
	Criminal Support	CS	13	▼	-35.0%	-7
	Emergency Custody Order	EC	7	▲	-	+7
	Return of Desposit (Bondsman)	RD	4	▲	-	+4
	Emergency Substantial Risk Order	SR	1	▼	-75.0%	-3
	Mental Commitment	MC	1	↔		-
Temporary Detention Order	TD	1	↔		-	
	Total		153,655	▲	0.4%	+579
Juvenile	Custody Visitation	CV	78,151	▼	-4.6%	-3,726
	Misdemeanor	DM	14,853	▲	+17.7%	+2,232
	Traffic	T	7,150	▼	-1.1%	-77
	Felony	DF	5,360	▲	+11.5%	+551
	Status	ST	3,631	▼	-9.2%	-367
	Abuse and Neglect	AN	3,437	▼	-6.7%	-248
	Remand Custody	RC	3,246	▼	-4.9%	-169
	Remand Visitation	RV	2,995	▼	-0.4%	-13
	Permanency Planning	PH	2,814	▲	+2.1%	+57
	Foster Care Review	FC	2,534	▲	+2.5%	+61
	Paternity	PT	2,442	▼	-4.1%	-104
	Truancy	TR	1,724	▲	+19.1%	+277
	Initial Foster Care	IF	1,488	▲	+7.6%	+105
	Motion - Protective Order	MP	1,316	▲	+5.2%	+65
	Terminate Parental Rights	TP	1,245	▲	+4.5%	+54
	Non-Family Abuse Protective Order	AP	1,131	▲	+10.9%	+111
	Show Cause	SC	1,108	▲	+15.2%	+146
	Special Immigrant Juvenile Status	SI	944	▲	+60.3%	+355
	Temporary Detention Order	TD	942	▼	-20.5%	-243
	Child In Need of Services	CS	885	▲	+9.5%	+77
	Civil Violation	CI	641	▲	+24.5%	+126
	Mental Commitment	MC	580	▼	-13.7%	-92
	Other	OT	432	▲	+18.0%	+66
	Voluntary Continuing Services and Support Agree	VA	425	▲	+15.5%	+57
	Emergency Custody Order	EC	415	▼	-21.0%	-110
	Capias	CA	315	▲	+23.0%	+59
	Relief of Custody	CR	272	▲	+20.9%	+47
	Entrustment	ET	230	▲	+21.7%	+41
	Child at Risk	RI	191	▲	+15.1%	+25
	Family Abuse - Protective Order	FP	132	▲	+33.3%	+33
	Emancipation	EP	30	▼	-30.2%	-13

* Compared to same time period as previous year

** Case Type Categories are defined in the 2017 Virginia Judicial Workload Assessment




			Summary	Change	% Change	Absolute Change
Juvenile	Juvenile Support	JS	12	▲	+33.3%	+3
	Violation Family Abuse Protective Order	PS	9	▲	+200.0%	+6
	Restoration of Parental Rights	RR	6	▲	+50.0%	+2
	Protective Order	PC	4	▼	-42.9%	-3
	Qualified Residential Treatment	QR	4	▼	-97.4%	-152
	Restricted Operators License	RL	2	▼	-33.3%	-1
	Violation of Protective Order	PV	1	▼	-66.7%	-2
	Total		141,097	▼	-0.5%	-764
GRAND TOTAL			294,752	▼	-0.1%	-185

Dispositions by Major Case Category**

Category			Summary	Change	% Change	Absolute Change
Adult Criminal			72,557	▲	+1.9%	+1,365
Child Dependency			12,640	▼	+0.4%	+47
Child in Need of Services/Supervision			2,733	▲	+16.4%	+385
Custody and Visitation			80,610	▲	-4.5%	-3,821
Delinquency			21,509	▲	+15.9%	+2,949
Juvenile Miscellaneous			3,669	▲	-9.2%	-373
New to Workload Study			1,586	▲	+43.1%	+478
Other			37,012	▲	-5.0%	-1,962
Protective Orders			16,386	▲	+0.8%	+137
Support			38,898	▲	+1.8%	+688
Traffic			7,152	▼	-1.1%	-78
GRAND TOTAL			294,752	▼	-0.1%	-185

* Compared to same time period as previous year
 9/12/2024 1:13:09PM

** Case Type Categories are defined in the 2017 Virginia Judicial Workload Assessment
 Source: SCV-SQL-Information

2024 Overall GRAND TOTAL		Distribution of Caseload			Change*		Percentage (%) of Caseload		
10,369	-195 -1.8%	Adult	5,925	57%	4.4% ▲	+247	Adult	53.7%	57.1%
2024 		Juvenile	4,444	43%	-9.0% ▼	-442	Juvenile	46.3%	42.9%
2023 		GRAND TOTAL	10,369	100%	-1.8% ▼	-195	GRAND TOTAL	100%	100%

Dispositions by Division & Code

Division	Case Type Description	Code	Summary	Change	% Change	Absolute Change	
Adult	Misdemeanor	CM	1,359	▲	+11.0%	+135	
	Show Cause	SC	1,045	▼	-8.2%	-93	
	Civil Support	VS	997	▼	-3.9%	-41	
	Other	OT	863	▲	+14.0%	+106	
	Felony	CF	403	▲	+19.6%	+66	
	Remand Support	RS	367	▲	+27.0%	+78	
	Capias	CA	357	▼	-3.8%	-14	
	Family Abuse - Protective Order	FP	343	▼	-6.5%	-24	
	Non-Family Abuse Protective Order	AP	116	▲	+36.5%	+31	
	Motion - Protective Order	MP	48	▼	-5.9%	-3	
	Violation Family Abuse Protective Order	PS	12	▲	-	+12	
	Violation of Protective Order	PV	11	▼	-42.1%	-8	
	Restricted License for Non-Support	SL	4	▲	+300.0%	+3	
	Protective Order	PC	0	▼	-100.0%	-1	
	Total		5,925	▲	4.4%	+247	
Juvenile	Custody Visitation	CV	2,989	▼	-16.1%	-573	
	Misdemeanor	DM	287	▲	+37.3%	+78	
	Remand Custody	RC	268	▲	+3.1%	+8	
	Felony	DF	203	▲	+19.4%	+33	
	Remand Visitation	RV	164	▲	+5.1%	+8	
	Traffic	T	88	▲	+37.5%	+24	
	Truancy	TR	88	▲	+39.7%	+25	
	Non-Family Abuse Protective Order	AP	73	▲	+12.3%	+8	
	Paternity	PT	53	▼	-33.8%	-27	
	Other	OT	37	▲	+76.2%	+16	
	Show Cause	SC	32	▲	+100.0%	+16	
	Permanency Planning	PH	26	▼	-23.5%	-8	
	Foster Care Review	FC	19	↔	-	-	
	Abuse and Neglect	AN	18	▼	-37.9%	-11	
	Status	ST	15	▼	+50.0%	+5	
	Relief of Custody	CR	12	▲	+300.0%	+9	
	Child In Need of Services	CS	10	▲	+11.1%	+1	
	Terminate Parental Rights	TP	10	▼	-37.5%	-6	
	Mental Commitment	MC	9	▼	-25.0%	-3	
	Motion - Protective Order	MP	9	▼	-43.8%	-7	
	Temporary Detention Order	TD	8	▼	-55.6%	-10	
	Emergency Custody Order	EC	6	▼	-76.0%	-19	
	Civil Violation	CI	5	↔	-	-	
	Initial Foster Care	IF	5	▼	-61.5%	-8	
	Special Immigrant Juvenile Status	SI	5	▲	+25.0%	+1	
	Voluntary Continuing Services and Support Agree	VA	3	↔	-	-	
	Juvenile Support	JS	1	▲	-	+1	
	Violation Family Abuse Protective Order	PS	1	▲	-	+1	
	Capias	CA	0	▼	-100.0%	-1	
	Family Abuse - Protective Order	FP	0	▼	-100.0%	-3	
		Total		4,444	▼	-9.0%	-442
		GRAND TOTAL		10,369	▼	-1.8%	-195

Dispositions by Major Case Category**

Category	Summary	Change	% Change	Absolute Change
Adult Criminal	2,837	▲	+3.8%	+103
Child Dependency	93	▲	-20.5%	-24
Child in Need of Services/Supervision	100	▲	+33.3%	+25
Custody and Visitation	3,042	▼	-16.5%	-601
Delinquency	521	▲	+32.9%	+129
Juvenile Miscellaneous	15	▼	+50.0%	+5
New to Workload Study	10	▲	+11.1%	+1
Other	1,722	▲	+12.0%	+184
Protective Orders	589	▼	+0.3%	+2
Support	1,352	▲	-3.1%	-43
Traffic	88	▲	+37.5%	+24
GRAND TOTAL	10,369	▼	-1.8%	-195

* Compared to same time period as previous year
 9/12/2024 1:13:09PM

** Case Type Categories are defined in the 2017 Virginia Judicial Workload Assessment
 Source: SCV-SQL-Information

2024 Overall GRAND TOTAL		Distribution of Caseload			Change*		Percentage (%) of Caseload		
18,460 +144 0.8% 		Adult	9,440	51%	-0.7% ▼	-65	Adult	2023	2024
		Juvenile	9,020	49%	2.4% ▲	+209	Juvenile	51.9%	51.1%
GRAND TOTAL 18,460			100%		0.8% ▲	+144	GRAND TOTAL	100%	100%

Dispositions by Division & Code

Division	Case Type Description	Code	Summary	Change	% Change	Absolute Change
Adult	Misdemeanor	CM	2,007	▲	+8.4%	+155
	Civil Support	VS	1,828	▼	-10.0%	-202
	Show Cause	SC	1,681	▲	+7.3%	+114
	Other	OT	1,482	▼	-11.5%	-193
	Remand Support	RS	651	▲	+30.5%	+152
	Family Abuse - Protective Order	FP	620	▲	+0.3%	+2
	Capias	CA	584	▲	-17.7%	-126
	Felony	CF	423	↔		-
	Motion - Protective Order	MP	92	▲	+24.3%	+18
	Non-Family Abuse Protective Order	AP	33	↔		-
	Violation of Protective Order	PV	26	▲	+100.0%	+13
	Bond Forfeiture	BF	9	▲	+80.0%	+4
	Restricted License for Non-Support	SL	2	↔		-
	Mental Commitment	MC	1	↔		-
	Return of Desposit (Bondsman)	RD	1	▲	-	+1
	Criminal Support	CS	0	▼	-100.0%	-1
	Protective Order	PC	0	▼	-100.0%	-1
Violation Family Abuse Protective Order	PS	0	▼	-100.0%	-1	
Total			9,440	▼	-0.7%	-65
Juvenile	Custody Visitation	CV	4,665	▼	-6.8%	-338
	Remand Visitation	RV	953	▲	+36.7%	+256
	Remand Custody	RC	941	▲	+37.6%	+257
	Misdemeanor	DM	668	▲	+10.2%	+62
	Traffic	T	362	▲	+0.8%	+3
	Felony	DF	232	▼	-26.8%	-85
	Motion - Protective Order	MP	229	▼	-0.4%	-1
	Abuse and Neglect	AN	209	▲	+13.6%	+25
	Paternity	PT	128	▲	+88.2%	+60
	Permanency Planning	PH	101	▲	+4.1%	+4
	Foster Care Review	FC	89	▲	+8.5%	+7
	Status	ST	74	▲	+2.8%	+2
	Non-Family Abuse Protective Order	AP	68	▲	+3.0%	+2
	Show Cause	SC	62	▲	+21.6%	+11
	Initial Foster Care	IF	43	▼	-24.6%	-14
	Terminate Parental Rights	TP	42	▼	-25.0%	-14
	Truancy	TR	41	▲	+141.2%	+24
	Civil Violation	CI	28	▼	-9.7%	-3
	Other	OT	19	▼	-29.6%	-8
	Child In Need of Services	CS	15	▼	-16.7%	-3
	Capias	CA	9	▼	-66.7%	-18
	Special Immigrant Juvenile Status	SI	9	▲	+800.0%	+8
	Relief of Custody	CR	8	▼	-11.1%	-1
	Voluntary Continuing Services and Support Agreen	VA	7	▼	-50.0%	-7
	Family Abuse - Protective Order	FP	6	▼	-14.3%	-1
	Emancipation	EP	5	▲	+25.0%	+1
	Entrustment	ET	4	▼	-55.6%	-5
	Temporary Detention Order	TD	2	▼	-60.0%	-3
	Mental Commitment	MC	1	▼	-88.9%	-8
	Qualified Residential Treatment	QR	0	▼	-100.0%	-1
	Violation Family Abuse Protective Order	PS	0	▼	-100.0%	-2
	Violation of Protective Order	PV	0	▼	-100.0%	-1
	Total			9,020	▲	2.4%

* Compared to same time period as previous year
 9/12/2024 1:13:09PM

** Case Type Categories are defined in the 2017 Virginia Judicial Workload Assessment
 Source: SCV-SQL-Information

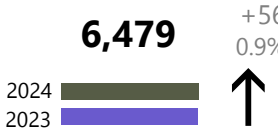
	Summary	Change	% Change	Absolute Change
GRAND TOTAL	18,460	▲	0.8%	+144

Dispositions by Major Case Category**

Category	Summary	Change	% Change	Absolute Change
Adult Criminal	4,247	▼	+3.7%	+152
Child Dependency	503	▼	-1.2%	-6
Child in Need of Services/Supervision	73	▲	+73.8%	+31
Custody and Visitation	4,793	▲	-5.5%	-278
Delinquency	954	▼	-4.3%	-43
Juvenile Miscellaneous	79	▲	+3.9%	+3
New to Workload Study	37	▲	+15.6%	+5
Other	4,051	▲	+12.6%	+454
Protective Orders	1,048	▲	+1.9%	+20
Support	2,313	▲	-7.8%	-197
Traffic	362	▲	+0.8%	+3
GRAND TOTAL	18,460	▲	0.8%	+144

* Compared to same time period as previous year
 9/12/2024 1:13:09PM

** Case Type Categories are defined in the 2017 Virginia Judicial Workload Assessment
 Source: SCV-SQL-Information

2024 Overall GRAND TOTAL		Distribution of Caseload			Change*		Percentage (%) of Caseload		
6,479 	+56	Adult	4,051	63%	-1.9% ▼	-77	Adult	64.3%	62.5%
	0.9%	Juvenile	2,428	37%	5.8% ▲	+133	Juvenile	35.7%	37.5%
		GRAND TOTAL	6,479	100%	0.9% ▲	+56	GRAND TOTAL	100%	100%

Dispositions by Division & Code

Division	Case Type Description	Code	Summary	Change	% Change	Absolute Change	
Adult	Show Cause	SC	902	▲	+12.2%	+98	
	Misdemeanor	CM	843	▼	-8.0%	-73	
	Civil Support	VS	694	▼	-3.5%	-25	
	Other	OT	679	▲	-6.9%	-50	
	Capias	CA	369	▲	+27.2%	+79	
	Family Abuse - Protective Order	FP	243	▲	+13.0%	+28	
	Felony	CF	172	▼	-41.5%	-122	
	Non-Family Abuse Protective Order	AP	60	▼	-10.4%	-7	
	Remand Support	RS	50	▲	+4.2%	+2	
	Motion - Protective Order	MP	28	▼	-28.2%	-11	
	Restricted License for Non-Support	SL	6	▲	+100.0%	+3	
	Violation of Protective Order	PV	4	▲	+100.0%	+2	
	Bond Forfeiture	BF	1	▲	-	+1	
	Protective Order	PC	0	▼	-100.0%	-2	
Total			4,051	▼	-1.9%	-77	
Juvenile	Custody Visitation	CV	1,725	▲	+1.0%	+17	
	Misdemeanor	DM	205	▲	+38.5%	+57	
	Felony	DF	93	▼	-4.1%	-4	
	Paternity	PT	78	▲	+20.0%	+13	
	Remand Custody	RC	68	▲	+6.3%	+4	
	Remand Visitation	RV	68	▲	+6.3%	+4	
	Non-Family Abuse Protective Order	AP	33	▲	+17.9%	+5	
	Traffic	T	30	▲	+20.0%	+5	
	Status	ST	25	▲	+38.9%	+7	
	Permanency Planning	PH	14	↔	-	-	
	Terminate Parental Rights	TP	14	▲	-	+14	
	Emergency Custody Order	EC	13	▲	+44.4%	+4	
	Family Abuse - Protective Order	FP	13	▲	+333.3%	+10	
	Show Cause	SC	9	▼	+50.0%	+3	
	Foster Care Review	FC	8	▼	-11.1%	-1	
	Civil Violation	CI	6	▲	+100.0%	+3	
	Initial Foster Care	IF	6	▲	+20.0%	+1	
	Abuse and Neglect	AN	5	▲	+150.0%	+3	
	Mental Commitment	MC	4	↔	-	-	
	Temporary Detention Order	TD	4	▼	-33.3%	-2	
	Motion - Protective Order	MP	2	↔	-	-	
	Other	OT	2	▼	-60.0%	-3	
	Voluntary Continuing Services and Support Agreem	VA	2	▼	-50.0%	-2	
	Child In Need of Services	CS	1	▼	-75.0%	-3	
	Juvenile Support	JS	0	▼	-100.0%	-1	
	Relief of Custody	CR	0	▼	-100.0%	-1	
	Total			2,428	▲	5.8%	+133
	GRAND TOTAL			6,479	▲	0.9%	+56

Dispositions by Major Case Category**

Category	Summary	Change	% Change	Absolute Change
Adult Criminal	1,970	▲	-2.1%	-42
Child Dependency	49	▲	+40.0%	+14
Child in Need of Services/Supervision	1	▼	-80.0%	-4

* Compared to same time period as previous year
 9/12/2024 1:13:09PM

** Case Type Categories are defined in the 2017 Virginia Judicial Workload Assessment
 Source: SCV-SQL-Information

CPSS - JCMS CASELOAD STATISTICS OF THE JUVENILE & DOMESTIC RELATIONS DISTRICT COURTS
 January 2024 thru August 2024 Dispositions (Compared to January 2023 thru August 2023)

Portsmouth

District: 3 FIPS: 740

Custody and Visitation	1,803	▲	+1.7%	+30
Delinquency	307	▲	+22.8%	+57
Juvenile Miscellaneous	25	▲	+38.9%	+7
New to Workload Study	6	▲	+100.0%	+3
Other	888	▲	-4.4%	-41
Protective Orders	379	▲	+7.1%	+25
Support	1,021	▲	+0.2%	+2
Traffic	30	▲	+20.0%	+5
GRAND TOTAL	6,479	▲	0.9%	+56

2024 Overall GRAND TOTAL		Distribution of Caseload			Change*		Percentage (%) of Caseload		
11,909 	+768	Adult	7,185	60%	12.4% ▲	+791	Adult	57.4%	60.3%
	6.9%	Juvenile	4,724	40%	-0.5% ▼	-23	Juvenile	42.6%	39.7%
GRAND TOTAL 11,909		GRAND TOTAL 11,909		100%	6.9% ▲	+768	GRAND TOTAL 100%		100%

Dispositions by Division & Code

Division	Case Type Description	Code	Summary	Change	% Change	Absolute Change	
Adult	Misdemeanor	CM	1,863	▲	+19.5%	+304	
	Other	OT	1,501	▲	+13.2%	+175	
	Civil Support	VS	1,226	▲	+6.1%	+71	
	Show Cause	SC	1,054	▲	+16.7%	+151	
	Capias	CA	604	▲	+30.2%	+140	
	Family Abuse - Protective Order	FP	469	▲	+16.7%	+67	
	Felony	CF	330	▼	-21.2%	-89	
	Remand Support	RS	47	▼	-16.1%	-9	
	Non-Family Abuse Protective Order	AP	33	▼	-23.3%	-10	
	Motion - Protective Order	MP	29	▼	-27.5%	-11	
	Protective Order	PC	18	▲	+100.0%	+9	
	Violation of Protective Order	PV	10	▼	-37.5%	-6	
	Violation Family Abuse Protective Order	PS	1	▲	-	+1	
	Bond Forfeiture	BF	0	▼	-100.0%	-2	
Total			7,185	▲	12.4%	+791	
Juvenile	Custody Visitation	CV	2,706	▲	+2.2%	+57	
	Misdemeanor	DM	362	▲	+2.5%	+9	
	Felony	DF	239	▼	-22.4%	-69	
	Abuse and Neglect	AN	218	▼	-31.4%	-100	
	Permanency Planning	PH	133	▲	+4.7%	+6	
	Mental Commitment	MC	111	▲	+12.1%	+12	
	Non-Family Abuse Protective Order	AP	100	▲	+40.8%	+29	
	Paternity	PT	98	▼	-3.0%	-3	
	Foster Care Review	FC	93	▲	+8.1%	+7	
	Status	ST	82	▼	-37.9%	-50	
	Remand Custody	RC	73	▼	-9.9%	-8	
	Remand Visitation	RV	73	▼	-12.0%	-10	
	Initial Foster Care	IF	71	▼	-5.3%	-4	
	Other	OT	65	▲	+58.5%	+24	
	Traffic	T	61	▲	+15.1%	+8	
	Terminate Parental Rights	TP	51	▲	+121.7%	+28	
	Show Cause	SC	40	▲	+29.0%	+9	
	Emergency Custody Order	EC	31	▲	+72.2%	+13	
	Relief of Custody	CR	27	▲	+28.6%	+6	
	Motion - Protective Order	MP	25	▼	-7.4%	-2	
	Child In Need of Services	CS	24	▲	+60.0%	+9	
	Temporary Detention Order	TD	17	▼	-15.0%	-3	
	Family Abuse - Protective Order	FP	8	▲	+100.0%	+4	
	Voluntary Continuing Services and Support Agreem	VA	7	↔	-	-	
	Special Immigrant Juvenile Status	SI	5	▲	-	+5	
	Capias	CA	2	▲	+100.0%	+1	
	Emancipation	EP	1	▼	-66.7%	-2	
	Truancy	TR	1	▲	-	+1	
	Total			4,724	▼	-0.5%	-23
	GRAND TOTAL			11,909	▲	6.9%	+768

* Compared to same time period as previous year
 9/12/2024 1:13:09PM

** Case Type Categories are defined in the 2017 Virginia Judicial Workload Assessment
 Source: SCV-SQL-Information

Dispositions by Major Case Category**

Category	Summary	Change	% Change	Absolute Change
Adult Criminal	3,387	▲	+14.7%	+435
Child Dependency	600	▲	-8.7%	-57
Child in Need of Services/Supervision	43	▲	+43.3%	+13
Custody and Visitation	2,804	▼	+2.0%	+54
Delinquency	625	▲	-7.8%	-53
Juvenile Miscellaneous	83	▼	-38.5%	-52
New to Workload Study	5	▲	-	+5
Other	1,918	▲	+11.3%	+194
Protective Orders	664	▲	+13.1%	+77
Support	1,719	▲	+9.1%	+144
Traffic	61	▲	+15.1%	+8
GRAND TOTAL	11,909	▲	6.9%	+768

* Compared to same time period as previous year
 9/12/2024 1:13:09PM

** Case Type Categories are defined in the 2017 Virginia Judicial Workload Assessment
 Source: SCV-SQL-Information

2024 Overall GRAND TOTAL		Distribution of Caseload		Change*		Percentage (%) of Caseload		
645	-5 -0.8%	Adult	373 58%	12.0% ▲	+40	Adult	2023 51.2%	2024 57.8%
2024		Juvenile	272 42%	-14.2% ▼	-45	Juvenile	48.8%	42.2%
2023		GRAND TOTAL	645 100%	-0.8% ▼	-5	GRAND TOTAL	100%	100%

Dispositions by Division & Code

Division	Case Type Description	Code	Summary	Change	% Change	Absolute Change	
Adult	Misdemeanor	CM	123	▲	+70.8%	+51	
	Other	OT	84	▲	+7.7%	+6	
	Show Cause	SC	47	▲	-14.5%	-8	
	Civil Support	VS	38	▼	-40.6%	-26	
	Felony	CF	30	▲	+57.9%	+11	
	Capias	CA	28	▲	+64.7%	+11	
	Family Abuse - Protective Order	FP	15	▼	-21.1%	-4	
	Remand Support	RS	4	▲	+100.0%	+2	
	Non-Family Abuse Protective Order	AP	2	▲	+100.0%	+1	
	Motion - Protective Order	MP	1	▼	-75.0%	-3	
	Violation of Protective Order	PV	1	▲	-	+1	
	Violation Family Abuse Protective Order	PS	0	▼	-100.0%	-2	
	Total		373	▲	12.0%	+40	
Juvenile	Custody Visitation	CV	136	▼	-26.9%	-50	
	Misdemeanor	DM	38	▲	+15.2%	+5	
	Felony	DF	20	▲	+33.3%	+5	
	Permanency Planning	PH	11	↔	-	-	
	Foster Care Review	FC	10	↔	-	-	
	Abuse and Neglect	AN	9	▼	-10.0%	-1	
	Status	ST	6	▲	+100.0%	+3	
	Traffic	T	6	▼	-57.1%	-8	
	Remand Custody	RC	5	▼	-16.7%	-1	
	Remand Visitation	RV	5	↔	-	-	
	Truancy	TR	5	▲	+150.0%	+3	
	Non-Family Abuse Protective Order	AP	4	▲	+300.0%	+3	
	Civil Violation	CI	3	▲	-	+3	
	Emergency Custody Order	EC	2	↔	-	-	
	Paternity	PT	2	▼	-33.3%	-1	
	Temporary Detention Order	TD	2	▼	-60.0%	-3	
	Terminate Parental Rights	TP	2	▼	-33.3%	-1	
	Child In Need of Services	CS	1	▲	-	+1	
	Initial Foster Care	IF	1	▼	-50.0%	-1	
	Other	OT	1	▲	-	+1	
	Relief of Custody	CR	1	▲	-	+1	
	Show Cause	SC	1	▲	-66.7%	-2	
	Voluntary Continuing Services and Support Agree	VA	1	↔	-	-	
	Family Abuse - Protective Order	FP	0	▼	-100.0%	-1	
	Qualified Residential Treatment	QR	0	▼	-100.0%	-1	
		Total		272	▼	-14.2%	-45
		GRAND TOTAL		645	▼	-0.8%	-5

Dispositions by Major Case Category**

Category	Summary	Change	% Change	Absolute Change
Adult Criminal	216	▲	+40.3%	+62
Child Dependency	35	▲	-7.9%	-3
Child in Need of Services/Supervision	7	▲	+250.0%	+5
Custody and Visitation	138	▼	-27.0%	-51
Delinquency	58	▼	+13.7%	+7

* Compared to same time period as previous year
 9/12/2024 1:13:09PM

** Case Type Categories are defined in the 2017 Virginia Judicial Workload Assessment
 Source: SCV-SQL-Information

Juvenile Miscellaneous	6	▲	+100.0%	+3
New to Workload Study	3	▲	-	+3
Other	103	▲	+5.1%	+5
Protective Orders	22	▲	-15.4%	-4
Support	51	▼	-32.0%	-24
Traffic	6	▼	-57.1%	-8
GRAND TOTAL	645	▼	-0.8%	-5

2024 Overall GRAND TOTAL		Distribution of Caseload		Change*		Percentage (%) of Caseload			
1,306	+201 18.2%	Adult	766	59%	37.0% ▲	+207	Adult	50.6%	58.7%
2024		Juvenile	540	41%	-1.1% ▼	-6	Juvenile	49.4%	41.3%
2023		GRAND TOTAL	1,306	100%	18.2% ▲	+201	GRAND TOTAL	100%	100%

Dispositions by Division & Code

Division	Case Type Description	Code	Summary	Change	% Change	Absolute Change
Adult	Misdemeanor	CM	183	▲	+108.0%	+95
	Show Cause	SC	151	▲	+29.1%	+34
	Civil Support	VS	128	▼	-10.5%	-15
	Other	OT	94	▲	+27.0%	+20
	Family Abuse - Protective Order	FP	68	▲	+61.9%	+26
	Capias	CA	51	▲	+15.9%	+7
	Felony	CF	44	▲	+37.5%	+12
	Remand Support	RS	21	▲	+90.9%	+10
	Motion - Protective Order	MP	16	▲	+128.6%	+9
	Non-Family Abuse Protective Order	AP	8	▲	+700.0%	+7
	Violation Family Abuse Protective Order	PS	2	▲	-	+2
	Total		766	▲	37.0%	+207
Juvenile	Custody Visitation	CV	351	▼	-7.4%	-28
	Misdemeanor	DM	30	▲	+3.4%	+1
	Remand Custody	RC	30	▲	+36.4%	+8
	Remand Visitation	RV	29	▲	+31.8%	+7
	Traffic	T	26	▼	-13.3%	-4
	Paternity	PT	14	▲	+75.0%	+6
	Felony	DF	12	▼	-25.0%	-4
	Truancy	TR	9	▲	+350.0%	+7
	Foster Care Review	FC	6	▲	+100.0%	+3
	Permanency Planning	PH	6	▼	-14.3%	-1
	Temporary Detention Order	TD	5	▼	-37.5%	-3
	Terminate Parental Rights	TP	4	▲	+100.0%	+2
	Initial Foster Care	IF	3	▲	+50.0%	+1
	Voluntary Continuing Services and Support Agree	VA	3	▲	-	+3
	Abuse and Neglect	AN	2	▼	-50.0%	-2
	Capias	CA	2	↔	-	-
	Emergency Custody Order	EC	2	▲	-	+2
	Show Cause	SC	2	▲	+100.0%	+1
	Status	ST	2	▼	-33.3%	-1
	Non-Family Abuse Protective Order	AP	1	▼	-50.0%	-1
	Relief of Custody	CR	1	▼	-50.0%	-1
Child In Need of Services	CS	0	▼	-100.0%	-2	
	Total		540	▼	-1.1%	-6
GRAND TOTAL			1,306	▲	18.2%	+201

Dispositions by Major Case Category**

Category	Summary	Change	% Change	Absolute Change
Adult Criminal	376	▲	+56.7%	+136
Child Dependency	25	▲	+25.0%	+5
Child in Need of Services/Supervision	9	▲	+125.0%	+5
Custody and Visitation	365	▲	-5.7%	-22
Delinquency	46	▲	-4.2%	-2
Juvenile Miscellaneous	2	▼	-33.3%	-1
Other	181	▲	+32.1%	+44
Protective Orders	93	▲	+78.8%	+41
Support	183	▲	-0.5%	-1

* Compared to same time period as previous year
 9/12/2024 1:13:09PM

** Case Type Categories are defined in the 2017 Virginia Judicial Workload Assessment
 Source: SCV-SQL-Information

Traffic	26	▼	-13.3%	-4
GRAND TOTAL	1,306	▲	18.2%	+201

2024 Overall GRAND TOTAL		Distribution of Caseload			Change*		Percentage (%) of Caseload		
584	-62 -9.6%	Adult	322	55%	-7.5% ▼	-26	Adult	53.9%	55.1%
2024		Juvenile	262	45%	-12.1% ▼	-36	Juvenile	46.1%	44.9%
2023		GRAND TOTAL	584	100%	-9.6% ▼	-62	GRAND TOTAL	100%	100%

Dispositions by Division & Code

Division	Case Type Description	Code	Summary	Change	% Change	Absolute Change
Adult	Civil Support	VS	62	▲	+6.9%	+4
	Misdemeanor	CM	62	▲	+17.0%	+9
	Other	OT	62	▲	+6.9%	+4
	Show Cause	SC	58	▼	-19.4%	-14
	Family Abuse - Protective Order	FP	26	↔		-
	Remand Support	RS	15	▲	+50.0%	+5
	Capias	CA	13	▼	-51.9%	-14
	Felony	CF	12	▼	-67.6%	-25
	Motion - Protective Order	MP	6	▲	+500.0%	+5
	Violation of Protective Order	PV	4	▼	-20.0%	-1
	Non-Family Abuse Protective Order	AP	2	▲	+100.0%	+1
		Total		322	▼	-7.5%
Juvenile	Custody Visitation	CV	129	▼	-27.5%	-49
	Remand Custody	RC	29	▲	+141.7%	+17
	Remand Visitation	RV	29	▲	+141.7%	+17
	Misdemeanor	DM	22	▼	-8.3%	-2
	Traffic	T	22	▼	-37.1%	-13
	Temporary Detention Order	TD	6	↔		-
	Emergency Custody Order	EC	4	▲	+33.3%	+1
	Family Abuse - Protective Order	FP	3	▲	-	+3
	Foster Care Review	FC	3	▲	-	+3
	Non-Family Abuse Protective Order	AP	3	▲	+50.0%	+1
	Other	OT	3	▲	+50.0%	+1
	Paternity	PT	3	↔		-
	Felony	DF	2	▼	-66.7%	-4
	Abuse and Neglect	AN	1	▼	-88.9%	-8
	Initial Foster Care	IF	1	↔		-
	Permanency Planning	PH	1	▲	-	+1
	Status	ST	1	▲	-	+1
	Child In Need of Services	CS	0	▼	-100.0%	-1
	Civil Violation	CI	0	▼	-100.0%	-2
	Motion - Protective Order	MP	0	▼	-100.0%	-1
Relief of Custody	CR	0	▼	-100.0%	-1	
	Total		262	▼	-12.1%	-36
GRAND TOTAL			584	▼	-9.6%	-62

Dispositions by Major Case Category**

Category	Summary	Change	% Change	Absolute Change
Adult Criminal	131	▼	-25.6%	-45
Child Dependency	6	▲	-45.5%	-5
Child in Need of Services/Supervision	0	▼	-100.0%	-1
Custody and Visitation	132	▼	-27.1%	-49
Delinquency	24	▼	-20.0%	-6
Juvenile Miscellaneous	1	▲	-	+1
New to Workload Study	0	▼	-100.0%	-2
Other	148	▲	+43.7%	+45
Protective Orders	40	▲	+29.0%	+9
Support	80	▲	+5.3%	+4

* Compared to same time period as previous year
 9/12/2024 1:13:09PM

** Case Type Categories are defined in the 2017 Virginia Judicial Workload Assessment
 Source: SCV-SQL-Information

Traffic		22	▼	-37.1%	-13
	GRAND TOTAL	584	▼	-9.6%	-62

2024 Overall GRAND TOTAL		Distribution of Caseload		Change*		Percentage (%) of Caseload			
4,138	-1,090 -20.8%	Adult	2,331	56%	-18.6%	-533	Adult	54.8%	56.3%
		Juvenile	1,807	44%	-23.6%	-557	Juvenile	45.2%	43.7%
		GRAND TOTAL	4,138	100%	-20.8%	-1,090	GRAND TOTAL	100%	100%

Dispositions by Division & Code

Division	Case Type Description	Code	Summary	Change	% Change	Absolute Change
Adult	Show Cause	SC	519	▼	-5.5%	-30
	Civil Support	VS	508	▼	-4.2%	-22
	Misdemeanor	CM	412	▼	-16.1%	-79
	Other	OT	346	▼	-43.6%	-268
	Family Abuse - Protective Order	FP	178	↔		-
	Capias	CA	138	▼	-6.8%	-10
	Felony	CF	131	▲	+13.9%	+16
	Remand Support	RS	70	▼	-67.7%	-147
	Motion - Protective Order	MP	18	▲	+63.6%	+7
	Non-Family Abuse Protective Order	AP	5	▼	-50.0%	-5
	Violation of Protective Order	PV	4	▲	-	+4
	Restricted License for Non-Support	SL	2	▲	+100.0%	+1
		Total		2,331	▼	-18.6%
Juvenile	Custody Visitation	CV	1,011	▼	-0.8%	-8
	Misdemeanor	DM	206	▼	-10.8%	-25
	Remand Visitation	RV	104	▼	-61.0%	-163
	Remand Custody	RC	101	▼	-63.0%	-172
	Felony	DF	78	▼	-22.8%	-23
	Traffic	T	41	▲	+7.9%	+3
	Status	ST	36	▼	-30.8%	-16
	Paternity	PT	34	▲	+13.3%	+4
	Non-Family Abuse Protective Order	AP	32	▲	+28.0%	+7
	Emergency Custody Order	EC	27	▼	-75.9%	-85
	Temporary Detention Order	TD	22	▼	-81.4%	-96
	Foster Care Review	FC	19	▲	+216.7%	+13
	Initial Foster Care	IF	17	▲	+325.0%	+13
	Permanency Planning	PH	15	▼	-16.7%	-3
	Abuse and Neglect	AN	14	▲	+366.7%	+11
	Relief of Custody	CR	10	▲	+400.0%	+8
	Terminate Parental Rights	TP	10	▲	+66.7%	+4
	Capias	CA	9	▲	+50.0%	+3
	Other	OT	9	▼	-70.0%	-21
	Show Cause	SC	5	▲	+400.0%	+4
	Mental Commitment	MC	3	▼	-57.1%	-4
	Child In Need of Services	CS	2	▲	-	+2
	Family Abuse - Protective Order	FP	2	▼	-33.3%	-1
	Child at Risk	RI	0	▼	-100.0%	-5
	Motion - Protective Order	MP	0	▼	-100.0%	-2
	Voluntary Continuing Services and Support Agreem	VA	0	▼	-100.0%	-5
		Total		1,807	▼	-23.6%
	GRAND TOTAL		4,138	▼	-20.8%	-1,090

Dispositions by Major Case Category**

Category	Summary	Change	% Change	Absolute Change
Adult Criminal	1,008	▲	-7.4%	-81
Child Dependency	85	▲	+73.5%	+36
Child in Need of Services/Supervision	4	▲	-	+4
Custody and Visitation	1,045	▲	-0.4%	-4
Delinquency	296	▲	-12.7%	-43

* Compared to same time period as previous year
 9/12/2024 1:13:09PM

** Case Type Categories are defined in the 2017 Virginia Judicial Workload Assessment
 Source: SCV-SQL-Information

CPSS - JCMS CASELOAD STATISTICS OF THE JUVENILE & DOMESTIC RELATIONS DISTRICT COURTS
 January 2024 thru August 2024 Dispositions (Compared to January 2023 thru August 2023)

Juvenile Miscellaneous	36	▼	-30.8%	-16
Other	682	▼	-58.4%	-956
Protective Orders	235	▼	+2.6%	+6
Support	706	▲	-5.2%	-39
Traffic	41	▲	+7.9%	+3
GRAND TOTAL	4,138	▼	-20.8%	-1,090

2024 Overall GRAND TOTAL		Distribution of Caseload		Change*		Percentage (%) of Caseload		
644 +72 12.6% 	Adult	338	52%	20.7% ▲	+58	Adult	2023 49.0%	2024 52.5%
	Juvenile	306	48%	4.8% ▲	+14	Juvenile	51.0%	47.5%
GRAND TOTAL		644	100%	12.6% ▲	+72	GRAND TOTAL	100%	100%

Dispositions by Division & Code

Division	Case Type Description	Code	Summary	Change	% Change	Absolute Change
Adult	Misdemeanor	CM	94	▲	+77.4%	+41
	Other	OT	59	▼	+18.0%	+9
	Show Cause	SC	53	▲	-	-
	Civil Support	VS	51	▼	-19.0%	-12
	Capias	CA	32	▲	+100.0%	+16
	Family Abuse - Protective Order	FP	20	▼	-44.4%	-16
	Felony	CF	19	▲	+216.7%	+13
	Non-Family Abuse Protective Order	AP	5	▲	-	+5
	Motion - Protective Order	MP	2	▼	-33.3%	-1
	Emergency Substantial Risk Order	SR	1	▲	-	+1
	Restricted License for Non-Support	SL	1	▲	-	+1
	Violation of Protective Order	PV	1	▲	-	+1
	Total			338	▲	20.7%
Juvenile	Custody Visitation	CV	147	▼	-8.1%	-13
	Misdemeanor	DM	55	▲	+22.2%	+10
	Traffic	T	31	▼	-27.9%	-12
	Abuse and Neglect	AN	22	▲	+100.0%	+11
	Felony	DF	13	▲	+160.0%	+8
	Paternity	PT	7	▲	+133.3%	+4
	Foster Care Review	FC	5	▲	+400.0%	+4
	Non-Family Abuse Protective Order	AP	5	▲	+400.0%	+4
	Capias	CA	4	▲	+300.0%	+3
	Civil Violation	CI	4	▲	+100.0%	+2
	Show Cause	SC	4	▼	-	-
	Permanency Planning	PH	3	↔	-	-
	Initial Foster Care	IF	2	▼	-50.0%	-2
	Child In Need of Services	CS	1	▲	-	+1
	Emergency Custody Order	EC	1	▲	-	+1
	Remand Custody	RC	1	▼	-50.0%	-1
	Remand Visitation	RV	1	▼	-50.0%	-1
	Child at Risk	RI	0	▼	-100.0%	-1
	Family Abuse - Protective Order	FP	0	▼	-100.0%	-1
	Other	OT	0	▼	-100.0%	-1
Relief of Custody	CR	0	▼	-100.0%	-1	
Status	ST	0	▼	-100.0%	-1	
Total			306	▲	4.8%	+14
GRAND TOTAL			644	▲	12.6%	+72

Dispositions by Major Case Category**

Category	Summary	Change	% Change	Absolute Change
Adult Criminal	160	▲	+61.6%	+61
Child Dependency	32	▲	+52.4%	+11
Child in Need of Services/Supervision	1	▲	-	0
Custody and Visitation	154	▲	-5.5%	-9
Delinquency	76	▲	+40.7%	+22
Juvenile Miscellaneous	0	▼	-100.0%	-1
New to Workload Study	5	▲	+150.0%	+3
Other	62	▲	+12.7%	+7

* Compared to same time period as previous year
 9/12/2024 1:13:09PM

** Case Type Categories are defined in the 2017 Virginia Judicial Workload Assessment
 Source: SCV-SQL-Information

CPSS - JCMS CASELOAD STATISTICS OF THE JUVENILE & DOMESTIC RELATIONS DISTRICT COURTS
 January 2024 thru August 2024 Dispositions (Compared to January 2023 thru August 2023)

Brunswick

District: 6 FIPS: 025

Protective Orders	32	▲	-22.0%	-9
Support	91	▲	-1.1%	-1
Traffic	31	▼	-27.9%	-12
GRAND TOTAL	644	▲	12.6%	+72

* Compared to same time period as previous year
 9/12/2024 1:13:09PM

** Case Type Categories are defined in the 2017 Virginia Judicial Workload Assessment
 Source: SCV-SQL-Information

2024 Overall GRAND TOTAL		Distribution of Caseload		Change*		Percentage (%) of Caseload			
453 	+28 6.6%	Adult	249	55%	22.7% ▲	+46	Adult	47.8%	55.0%
		Juvenile	204	45%	-8.1% ▼	-18	Juvenile	52.2%	45.0%
		GRAND TOTAL	453	100%	6.6% ▲	+28	GRAND TOTAL	100%	100%

Dispositions by Division & Code

Division	Case Type Description	Code	Summary	Change	% Change	Absolute Change
Adult	Misdemeanor	CM	65	▲	+71.1%	+27
	Show Cause	SC	50	▲	+16.3%	+7
	Other	OT	40	▼	+11.1%	+4
	Civil Support	VS	39	↔		-
	Capias	CA	21	▲	+5.0%	+1
	Family Abuse - Protective Order	FP	16	▲	+45.5%	+5
	Felony	CF	10	▼	-16.7%	-2
	Non-Family Abuse Protective Order	AP	6	▲	+200.0%	+4
	Motion - Protective Order	MP	2	▲	-	+2
	Restricted License for Non-Support	SL	0	▼	-100.0%	-1
	Violation Family Abuse Protective Order	PS	0	▼	-100.0%	-1
	Total		249	▲	22.7%	+46
Juvenile	Custody Visitation	CV	106	▼	-11.7%	-14
	Misdemeanor	DM	31	▼	-11.4%	-4
	Traffic	T	11	↔		-
	Felony	DF	10	▲	+150.0%	+6
	Abuse and Neglect	AN	7	▼	-22.2%	-2
	Paternity	PT	6	↔		-
	Permanency Planning	PH	6	▼	-14.3%	-1
	Status	ST	6	▲	-	+6
	Foster Care Review	FC	5	↔		-
	Terminate Parental Rights	TP	5	▲	+66.7%	+2
	Initial Foster Care	IF	4	▼	-55.6%	-5
	Voluntary Continuing Services and Support Agreem	VA	2	↔		-
	Capias	CA	1	↔		-
	Civil Violation	CI	1	▲	-	+1
	Remand Custody	RC	1	▲	-	+1
	Show Cause	SC	1	▼	-66.7%	-2
	Temporary Detention Order	TD	1	↔		-
	Child In Need of Services	CS	0	▼	-100.0%	-1
	Non-Family Abuse Protective Order	AP	0	▼	-100.0%	-2
	Special Immigrant Juvenile Status	SI	0	▼	-100.0%	-1
Truancy	TR	0	▼	-100.0%	-2	
	Total		204	▼	-8.1%	-18
GRAND TOTAL			453	▲	6.6%	+28

Dispositions by Major Case Category**

Category	Summary	Change	% Change	Absolute Change
Adult Criminal	119	▲	+43.4%	+36
Child Dependency	29	▼	-17.1%	-6
Child in Need of Services/Supervision	0	▼	-100.0%	-3
Custody and Visitation	112	▼	-11.1%	-14
Delinquency	43	▲		0
Juvenile Miscellaneous	6	▲	-	+6
New to Workload Study	1	▲		0
Other	42	▲	+13.5%	+5
Protective Orders	24	▲	+60.0%	+9
Support	66	▼	-7.0%	-5

* Compared to same time period as previous year
 9/12/2024 1:13:09PM

** Case Type Categories are defined in the 2017 Virginia Judicial Workload Assessment
 Source: SCV-SQL-Information

Traffic		11	↔		0
	GRAND TOTAL	453	▲	6.6%	+28

2024 Overall GRAND TOTAL		Distribution of Caseload		Change*		Percentage (%) of Caseload			
	356	Adult	178	50%	17.9% ▲	+27	Adult	42.9%	50.0%
		Juvenile	178	50%	-11.4% ▼	-23	Juvenile	57.1%	50.0%
		GRAND TOTAL	356	100%	1.1% ▲	+4	GRAND TOTAL	100%	100%

Dispositions by Division & Code

Division	Case Type Description	Code	Summary	Change	% Change	Absolute Change
Adult	Other	OT	39	▲	+56.0%	+14
	Misdemeanor	CM	37	▲	+54.2%	+13
	Felony	CF	29	▲	+866.7%	+26
	Civil Support	VS	28	▼	-12.5%	-4
	Show Cause	SC	26	▼	-23.5%	-8
	Capias	CA	9	▼	-66.7%	-18
	Family Abuse - Protective Order	FP	9	▲	+80.0%	+4
	Restricted License for Non-Support	SL	1	↔		-
Total			178	▲	17.9%	+27
Juvenile	Custody Visitation	CV	75	▼	-22.7%	-22
	Misdemeanor	DM	44	▲	+57.1%	+16
	Felony	DF	13	▲	+44.4%	+4
	Traffic	T	13	↔		-
	Foster Care Review	FC	9	▼	-10.0%	-1
	Emergency Custody Order	EC	4	▼	-60.0%	-6
	Status	ST	4	▲	+100.0%	+2
	Permanency Planning	PH	3	↔		-
	Temporary Detention Order	TD	3	▼	-50.0%	-3
	Abuse and Neglect	AN	2	↔		-
	Non-Family Abuse Protective Order	AP	2	▲	-	+2
	Paternity	PT	2	▼	-33.3%	-1
	Child In Need of Services	CS	1	▼	-66.7%	-2
	Initial Foster Care	IF	1	↔		-
	Show Cause	SC	1	↔		-
	Truancy	TR	1	▲	-	+1
	Qualified Residential Treatment	QR	0	▼	-100.0%	-1
Terminate Parental Rights	TP	0	▼	-100.0%	-12	
Total			178	▼	-11.4%	-23
GRAND TOTAL			356	▲	1.1%	+4

Dispositions by Major Case Category**

Category	Summary	Change	% Change	Absolute Change	
Adult Criminal	93	▲	+38.8%	+26	
Child Dependency	15	▼	-48.3%	-14	
Child in Need of Services/Supervision	2	▲	-33.3%	-1	
Custody and Visitation	77	▼	-23.0%	-23	
Delinquency	58	▲	+52.6%	+20	
Juvenile Miscellaneous	4	▲	+100.0%	+2	
Other	46	▲	+12.2%	+5	
Protective Orders	11	▲	+120.0%	+6	
Support	37	▼	-31.5%	-17	
Traffic	13	↔		0	
GRAND TOTAL		356	▲	1.1%	+4

2024 Overall GRAND TOTAL		Distribution of Caseload			Change*		Percentage (%) of Caseload		
1,507	-114 -7.0%	Adult	808	54%	1.3% ▲	+10	Adult	49.2%	53.6%
2024		Juvenile	699	46%	-15.1% ▼	-124	Juvenile	50.8%	46.4%
2023		GRAND TOTAL	1,507	100%	-7.0% ▼	-114	GRAND TOTAL	100%	100%

Dispositions by Division & Code

Division	Case Type Description	Code	Summary	Change	% Change	Absolute Change	
Adult	Civil Support	VS	157	▲	+13.8%	+19	
	Misdemeanor	CM	154	▼	-6.1%	-10	
	Show Cause	SC	151	▼	-17.0%	-31	
	Other	OT	100	▼	-3.8%	-4	
	Family Abuse - Protective Order	FP	96	▲	+20.0%	+16	
	Capias	CA	69	▲		-	
	Felony	CF	58	▲	+52.6%	+20	
	Motion - Protective Order	MP	13	▲	+62.5%	+5	
	Violation of Protective Order	PV	6	▲	+500.0%	+5	
	Violation Family Abuse Protective Order	PS	2	▲		+2	
	Bond Forfeiture	BF	1	▲		+1	
	Non-Family Abuse Protective Order	AP	1	▼	-83.3%	-5	
	Emergency Substantial Risk Order	SR	0	▼	-100.0%	-4	
	Protective Order	PC	0	▼	-100.0%	-1	
	Remand Support	RS	0	▼	-100.0%	-2	
Restricted License for Non-Support	SL	0	▼	-100.0%	-1		
Total			808	▲	1.3%	+10	
Juvenile	Custody Visitation	CV	405	▼	-12.1%	-56	
	Misdemeanor	DM	73	▼	-34.8%	-39	
	Traffic	T	39	▲	+25.8%	+8	
	Felony	DF	34	▼	-8.1%	-3	
	Foster Care Review	FC	32	▲	+39.1%	+9	
	Abuse and Neglect	AN	18	▼	-33.3%	-9	
	Permanency Planning	PH	13	▲	+18.2%	+2	
	Non-Family Abuse Protective Order	AP	12	↔		-	
	Initial Foster Care	IF	10	▼	-37.5%	-6	
	Emergency Custody Order	EC	9	▲	+12.5%	+1	
	Show Cause	SC	9	▲	-30.8%	-4	
	Truancy	TR	8	▼	-20.0%	-2	
	Temporary Detention Order	TD	7	▲	+16.7%	+1	
	Status	ST	6	▼	-57.1%	-8	
	Paternity	PT	5	▲	+66.7%	+2	
	Mental Commitment	MC	4	▲	+33.3%	+1	
	Terminate Parental Rights	TP	4	▼	-80.0%	-16	
	Capias	CA	3	▲		+3	
	Relief of Custody	CR	2	▲		+2	
	Remand Custody	RC	2	▼	-33.3%	-1	
	Remand Visitation	RV	2	▼	-33.3%	-1	
	Voluntary Continuing Services and Support Agreem	VA	2	▲	+100.0%	+1	
	Child In Need of Services	CS	0	▼	-100.0%	-1	
	Motion - Protective Order	MP	0	▼	-100.0%	-2	
	Qualified Residential Treatment	QR	0	▼	-100.0%	-3	
	Special Immigrant Juvenile Status	SI	0	▼	-100.0%	-3	
	Total			699	▼	-15.1%	-124
	GRAND TOTAL			1,507	▼	-7.0%	-114

Dispositions by Major Case Category**

Category	Summary	Change	% Change	Absolute Change
Adult Criminal	364	▲	-4.5%	-17
Child Dependency	81	▲	-19.8%	-20
Child in Need of Services/Supervision	10	▲	-9.1%	-1
Custody and Visitation	410	▲	-11.6%	-54
Delinquency	117	▲	-27.8%	-45
Juvenile Miscellaneous	6	▼	-57.1%	-8
New to Workload Study	0	▼	-100.0%	-7
Other	124	▼	-3.9%	-5
Protective Orders	122	▼	+13.0%	+14
Support	234	▼	+9.9%	+21
Traffic	39	▲	+25.8%	+8
GRAND TOTAL	1,507	▼	-7.0%	-114

* Compared to same time period as previous year
 9/12/2024 1:13:09PM

** Case Type Categories are defined in the 2017 Virginia Judicial Workload Assessment
 Source: SCV-SQL-Information

2024 Overall GRAND TOTAL		Distribution of Caseload		Change*		Percentage (%) of Caseload		
1,260	+101 8.7%	Adult	583 46%	-6.1% ▼	-38	Adult	53.6%	46.3%
2024		Juvenile	677 54%	25.8% ▲	+139	Juvenile	46.4%	53.7%
2023		GRAND TOTAL	1,260 100%	8.7% ▲	+101	GRAND TOTAL	100%	100%

Dispositions by Division & Code

Division	Case Type Description	Code	Summary	Change	% Change	Absolute Change
Adult	Misdemeanor	CM	173	▲	+16.9%	+25
	Civil Support	VS	128	▼	-2.3%	-3
	Family Abuse - Protective Order	FP	93	▲	+32.9%	+23
	Show Cause	SC	71	▲	-10.1%	-8
	Felony	CF	45	▼	-6.3%	-3
	Capias	CA	38	▼	-22.4%	-11
	Other	OT	20	▲	-74.7%	-59
	Motion - Protective Order	MP	7	▼	-36.4%	-4
	Non-Family Abuse Protective Order	AP	5	▲	+25.0%	+1
	Remand Support	RS	3	▲	-	+3
	Protective Order	PC	0	▼	-100.0%	-2
	Total		583	▼	-6.1%	-38
Juvenile	Custody Visitation	CV	422	▲	+26.7%	+89
	Misdemeanor	DM	86	▲	+17.8%	+13
	Traffic	T	46	▲	+100.0%	+23
	Felony	DF	45	↔	-	-
	Non-Family Abuse Protective Order	AP	22	▲	+29.4%	+5
	Family Abuse - Protective Order	FP	12	▲	+1,100.0%	+11
	Civil Violation	CI	9	↔	-	-
	Show Cause	SC	9	▲	+200.0%	+6
	Capias	CA	6	▲	+200.0%	+4
	Foster Care Review	FC	6	▼	-14.3%	-1
	Terminate Parental Rights	TP	6	▲	-	+6
	Remand Custody	RC	3	▲	-	+3
	Paternity	PT	2	▲	+100.0%	+1
	Permanency Planning	PH	1	↔	-	-
	Remand Visitation	RV	1	▲	-	+1
	Special Immigrant Juvenile Status	SI	1	▲	-	+1
	Abuse and Neglect	AN	0	▼	-100.0%	-10
	Initial Foster Care	IF	0	▼	-100.0%	-8
	Restoration of Parental Rights	RR	0	▼	-100.0%	-2
	Status	ST	0	▼	-100.0%	-2
Truancy	TR	0	▼	-100.0%	-1	
	Total		677	▲	25.8%	+139
GRAND TOTAL			1,260	▲	8.7%	+101

Dispositions by Major Case Category**

Category	Summary	Change	% Change	Absolute Change
Adult Criminal	311	▼	-0.6%	-2
Child Dependency	13	▲	-50.0%	-13
Child in Need of Services/Supervision	0	▼	-100.0%	-1
Custody and Visitation	424	▲	+26.9%	+90
Delinquency	146	▲	+18.7%	+23
Juvenile Miscellaneous	0	▼	-100.0%	-2
New to Workload Study	10	▲	+11.1%	+1
Other	27	▲	-66.7%	-54
Protective Orders	139	▲	+35.0%	+36
Support	144	▲	-	0

* Compared to same time period as previous year
 9/12/2024 1:13:09PM

** Case Type Categories are defined in the 2017 Virginia Judicial Workload Assessment
 Source: SCV-SQL-Information

Traffic		46	▲	+100.0%	+23
	GRAND TOTAL	1,260	▲	8.7%	+101

2024 Overall GRAND TOTAL		Distribution of Caseload		Change*		Percentage (%) of Caseload			
181 	+36 24.8%	Adult	110	61%	18.3% ▲	+17	Adult	64.1%	60.8%
		Juvenile	71	39%	36.5% ▲	+19	Juvenile	35.9%	39.2%
GRAND TOTAL		181	100%	24.8% ▲	+36	GRAND TOTAL	100%	100%	

Dispositions by Division & Code

Division	Case Type Description	Code	Summary	Change	% Change	Absolute Change
Adult	Civil Support	VS	29	▲	+61.1%	+11
	Misdemeanor	CM	23	↔		-
	Other	OT	17	▲	-32.0%	-8
	Show Cause	SC	15	▲	+36.4%	+4
	Family Abuse - Protective Order	FP	13	▲	+62.5%	+5
	Capias	CA	10	▲	+233.3%	+7
	Felony	CF	2	▼	-50.0%	-2
	Motion - Protective Order	MP	1	↔		-
Total			110	▲	18.3%	+17
Juvenile	Custody Visitation	CV	62	▲	+55.0%	+22
	Traffic	T	4	▼	-50.0%	-4
	Misdemeanor	DM	2	▲	+100.0%	+1
	Non-Family Abuse Protective Order	AP	2	▲	-	+2
	Paternity	PT	1	▼	-50.0%	-1
	Foster Care Review	FC	0	▼	-100.0%	-1
Total			71	▲	36.5%	+19
GRAND TOTAL			181	▲	24.8%	+36

Dispositions by Major Case Category**

Category	Summary	Change	% Change	Absolute Change	
Adult Criminal	36	▲	+5.9%	+2	
Child Dependency	0	▼	-100.0%	-1	
Custody and Visitation	63	▲	+50.0%	+21	
Delinquency	2	▲	+100.0%	+1	
Other	17	▲	-32.0%	-8	
Protective Orders	16	▲	+77.8%	+7	
Support	43	▲	+72.0%	+18	
Traffic	4	▼	-50.0%	-4	
GRAND TOTAL		181	▲	24.8%	+36

* Compared to same time period as previous year
 9/12/2024 1:13:09PM

** Case Type Categories are defined in the 2017 Virginia Judicial Workload Assessment
 Source: SCV-SQL-Information

2024 Overall GRAND TOTAL		Distribution of Caseload		Change*		Percentage (%) of Caseload			
421 2024 2023	-7 -1.6%	Adult	183	43%	-21.5% ▼	-50	Adult	54.4%	43.5%
		Juvenile	238	57%	22.1% ▲	+43	Juvenile	45.6%	56.5%
		GRAND TOTAL	421	100%	-1.6% ▼	-7	GRAND TOTAL	100%	100%

Dispositions by Division & Code

Division	Case Type Description	Code	Summary	Change	% Change	Absolute Change
Adult	Show Cause	SC	42	▼	-8.7%	-4
	Misdemeanor	CM	38	▼	-45.7%	-32
	Civil Support	VS	37	▼	-2.6%	-1
	Family Abuse - Protective Order	FP	29	▲	+20.8%	+5
	Other	OT	23	▲	+155.6%	+14
	Felony	CF	7	▼	-63.2%	-12
	Capias	CA	6	▼	-76.0%	-19
	Motion - Protective Order	MP	1	↔		-
	Restricted License for Non-Support	SL	0	▼	-100.0%	-1
	Total		183	▼	-21.5%	-50
Juvenile	Custody Visitation	CV	109	▲	+118.0%	+59
	Traffic	T	34	▲	+21.4%	+6
	Permanency Planning	PH	21	▲	+600.0%	+18
	Misdemeanor	DM	19	▼	-55.8%	-24
	Foster Care Review	FC	16	▼	-33.3%	-8
	Felony	DF	13	▲	+62.5%	+5
	Abuse and Neglect	AN	12	▼	-20.0%	-3
	Paternity	PT	4	▲	-	+4
	Status	ST	3	▲	-	-
	Special Immigrant Juvenile Status	SI	2	▲	-	+2
	Temporary Detention Order	TD	2	▲	-	+2
	Child In Need of Services	CS	1	▼	-50.0%	-1
	Show Cause	SC	1	▲	-	-
	Terminate Parental Rights	TP	1	▲	-	+1
	Civil Violation	CI	0	▼	-100.0%	-1
	Family Abuse - Protective Order	FP	0	▼	-100.0%	-2
	Initial Foster Care	IF	0	▼	-100.0%	-7
	Non-Family Abuse Protective Order	AP	0	▼	-100.0%	-4
	Other	OT	0	▼	-100.0%	-1
	Remand Custody	RC	0	▼	-100.0%	-1
Remand Visitation	RV	0	▼	-100.0%	-1	
Truancy	TR	0	▼	-100.0%	-1	
	Total		238	▲	22.1%	+43
	GRAND TOTAL		421	▼	-1.6%	-7

Dispositions by Major Case Category**

Category	Summary	Change	% Change	Absolute Change
Adult Criminal	83	▼	-34.6%	-44
Child Dependency	50	▲	+2.0%	+1
Child in Need of Services/Supervision	2	▲	-33.3%	-1
Custody and Visitation	113	▲	+126.0%	+63
Delinquency	32	▼	-38.5%	-20
Juvenile Miscellaneous	3	▲		0
New to Workload Study	2	▲	+100.0%	+1
Other	25	▲	+108.3%	+13
Protective Orders	30	▼	-3.2%	-1
Support	47	▼	-34.7%	-25

* Compared to same time period as previous year
 9/12/2024 1:13:09PM

** Case Type Categories are defined in the 2017 Virginia Judicial Workload Assessment
 Source: SCV-SQL-Information

CPSS - JCMS CASELOAD STATISTICS OF THE JUVENILE & DOMESTIC RELATIONS DISTRICT COURTS
January 2024 thru August 2024 Dispositions (Compared to January 2023 thru August 2023)

Traffic		34	▲	+21.4%	+6
	GRAND TOTAL	421	▼	-1.6%	-7

* Compared to same time period as previous year
9/12/2024 1:13:09PM

** Case Type Categories are defined in the 2017 Virginia Judicial Workload Assessment
Source: SCV-SQL-Information

2024 Overall GRAND TOTAL		Distribution of Caseload			Change*		Percentage (%) of Caseload		
9,828 +450 4.8% 	2024 2023	Adult	6,247	64%	3.3% ▲	+202	Adult	64.5%	63.6%
		Juvenile	3,581	36%	7.4% ▲	+248	Juvenile	35.5%	36.4%
GRAND TOTAL		9,828	100%	4.8% ▲	+450	GRAND TOTAL	100%	100%	

Dispositions by Division & Code

Division	Case Type Description	Code	Summary	Change	% Change	Absolute Change	
Adult	Misdemeanor	CM	1,648	▲	+6.8%	+105	
	Other	OT	1,156	▼	+7.2%	+78	
	Show Cause	SC	1,009	▲	+2.9%	+28	
	Civil Support	VS	853	▲	+5.6%	+45	
	Felony	CF	575	▲	+9.5%	+50	
	Capias	CA	547	▼	-16.5%	-108	
	Family Abuse - Protective Order	FP	393	▲	+3.7%	+14	
	Non-Family Abuse Protective Order	AP	19	▲	+18.8%	+3	
	Violation of Protective Order	PV	17	▼	-26.1%	-6	
	Motion - Protective Order	MP	15	▼	-16.7%	-3	
	Remand Support	RS	10	▼	-33.3%	-5	
	Bond Forfeiture	BF	3	▲	+50.0%	+1	
	Protective Order	PC	2	▲	-	+2	
	Restricted License for Non-Support	SL	0	▼	-100.0%	-2	
Total			6,247	▲	3.3%	+202	
Juvenile	Custody Visitation	CV	1,918	▼	-8.3%	-174	
	Misdemeanor	DM	488	▲	+55.4%	+174	
	Felony	DF	184	▲	+38.3%	+51	
	Civil Violation	CI	127	▲	+149.0%	+76	
	Mental Commitment	MC	104	▼	-7.1%	-8	
	Truancy	TR	91	▲	+2.2%	+2	
	Foster Care Review	FC	78	▲	+56.0%	+28	
	Traffic	T	73	▲	+12.3%	+8	
	Status	ST	71	▼	-5.3%	-4	
	Non-Family Abuse Protective Order	AP	63	▲	+103.2%	+32	
	Paternity	PT	59	▼	-15.7%	-11	
	Abuse and Neglect	AN	56	▲	+9.8%	+5	
	Permanency Planning	PH	52	▲	+23.8%	+10	
	Initial Foster Care	IF	48	▲	+92.0%	+23	
	Show Cause	SC	48	▲	+336.4%	+37	
	Child In Need of Services	CS	37	▲	+42.3%	+11	
	Terminate Parental Rights	TP	21	▲	+31.3%	+5	
	Other	OT	16	▲	+6.7%	+1	
	Remand Custody	RC	15	▼	-42.3%	-11	
	Special Immigrant Juvenile Status	SI	9	▲	+350.0%	+7	
	Voluntary Continuing Services and Support Agree	VA	9	▲	+125.0%	+5	
	Family Abuse - Protective Order	FP	5	▲	+66.7%	+2	
	Temporary Detention Order	TD	5	▼	-73.7%	-14	
	Emergency Custody Order	EC	2	▼	-81.8%	-9	
	Capias	CA	1	▲	-	+1	
	Remand Visitation	RV	1	▲	-	+1	
	Total			3,581	▲	7.4%	+248
	GRAND TOTAL			9,828	▲	4.8%	+450

Dispositions by Major Case Category**

Category	Summary	Change	% Change	Absolute Change
Adult Criminal	3,494	▲	+3.3%	+111
Child Dependency	264	▲	+40.4%	+76
Child in Need of Services/Supervision	128	▲	+11.3%	+13

* Compared to same time period as previous year
 9/12/2024 1:13:09PM

** Case Type Categories are defined in the 2017 Virginia Judicial Workload Assessment
 Source: SCV-SQL-Information

Custody and Visitation	1,977	▼	-8.6%	-185
Delinquency	721	▲	+57.4%	+263
Juvenile Miscellaneous	72	▲	-4.0%	-3
New to Workload Study	136	▲	+156.6%	+83
Other	1,308	▲	+2.5%	+32
Protective Orders	495	▲	+10.7%	+48
Support	1,160	▼	+0.3%	+4
Traffic	73	▲	+12.3%	+8
GRAND TOTAL	9,828	▲	4.8%	+450

2024 Overall GRAND TOTAL		Distribution of Caseload			Change*		Percentage (%) of Caseload		
7,441 +271 3.8% 		Adult	4,133	56%	2.6% ▲	+106	Adult	56.2%	55.5%
		Juvenile	3,308	44%	5.2% ▲	+165	Juvenile	43.8%	44.5%
GRAND TOTAL		GRAND TOTAL	7,441	100%	3.8% ▲	+271	GRAND TOTAL	100%	100%

Dispositions by Division & Code

Division	Case Type Description	Code	Summary	Change	% Change	Absolute Change
Adult	Misdemeanor	CM	900	▲	+7.0%	+59
	Show Cause	SC	825	▼	-2.3%	-19
	Other	OT	702	▼	-13.5%	-110
	Civil Support	VS	625	▲	+17.5%	+93
	Capias	CA	419	▲	+6.9%	+27
	Family Abuse - Protective Order	FP	286	▲	+2.5%	+7
	Felony	CF	259	▲	+8.4%	+20
	Remand Support	RS	68	▲	+61.9%	+26
	Non-Family Abuse Protective Order	AP	16	▲	+45.5%	+5
	Motion - Protective Order	MP	14	▲	+55.6%	+5
	Violation of Protective Order	PV	14	▼	-33.3%	-7
	Restricted License for Non-Support	SL	2	▼	-50.0%	-2
	Bond Forfeiture	BF	1	↔	-	-
	Criminal Support	CS	1	▲	-	+1
Return of Desposit (Bondsman)	RD	1	▲	-	+1	
Total			4,133	▲	2.6%	+106
Juvenile	Custody Visitation	CV	1,961	▼	-3.1%	-62
	Misdemeanor	DM	322	▲	+33.6%	+81
	Felony	DF	126	▲	+23.5%	+24
	Truancy	TR	94	▼	-9.6%	-10
	Status	ST	93	▼	-23.8%	-29
	Remand Visitation	RV	90	▲	+76.5%	+39
	Remand Custody	RC	88	▲	+69.2%	+36
	Paternity	PT	85	▲	+18.1%	+13
	Permanency Planning	PH	61	▲	+27.1%	+13
	Traffic	T	60	▲	+25.0%	+12
	Temporary Detention Order	TD	52	▼	-22.4%	-15
	Foster Care Review	FC	48	▲	+100.0%	+24
	Abuse and Neglect	AN	36	▼	-37.9%	-22
	Non-Family Abuse Protective Order	AP	28	▲	+33.3%	+7
	Terminate Parental Rights	TP	25	▲	+316.7%	+19
	Show Cause	SC	23	▲	+53.3%	+8
	Voluntary Continuing Services and Support Agreem	VA	23	▲	+130.0%	+13
	Initial Foster Care	IF	22	▼	-24.1%	-7
	Emergency Custody Order	EC	21	▲	+110.0%	+11
	Family Abuse - Protective Order	FP	11	▲	+450.0%	+9
	Capias	CA	10	↔	-	-
	Other	OT	10	▲	+400.0%	+8
	Entrustment	ET	6	▲	+50.0%	+2
	Relief of Custody	CR	4	▲	+300.0%	+3
	Civil Violation	CI	3	▼	-72.7%	-8
	Child In Need of Services	CS	2	▼	-71.4%	-5
	Mental Commitment	MC	2	▲	+100.0%	+1
	Juvenile Support	JS	1	▲	-	+1
	Special Immigrant Juvenile Status	SI	1	↔	-	-
	Emancipation	EP	0	▼	-100.0%	-1
	Total			3,308	▲	5.2%
GRAND TOTAL			7,441	▲	3.8%	+271

Dispositions by Major Case Category**

Category	Summary	Change	% Change	Absolute Change
Adult Criminal	2,158	▼	+4.1%	+84
Child Dependency	225	▲	+25.0%	+45
Child in Need of Services/Supervision	96	▼	-13.5%	-15
Custody and Visitation	2,046	▲	-2.3%	-49
Delinquency	481	▲	+30.7%	+113
Juvenile Miscellaneous	93	▼	-24.4%	-30
New to Workload Study	4	▼	-66.7%	-8
Other	1,034	▲	-0.3%	-3
Protective Orders	355	▲	+10.2%	+33
Support	889	▲	+11.1%	+89
Traffic	60	▲	+25.0%	+12
GRAND TOTAL	7,441	▲	3.8%	+271

2024 Overall GRAND TOTAL		Distribution of Caseload			Change*		Percentage (%) of Caseload		
177 2024 2023	+3 1.7%	Adult	107	60%	-13.0% ▼	-16	Adult	70.7%	60.5%
		Juvenile	70	40%	37.3% ▲	+19	Juvenile	29.3%	39.5%
GRAND TOTAL		177	100%	1.7% ▲	+3	GRAND TOTAL	100%	100%	

Dispositions by Division & Code

Division	Case Type Description	Code	Summary	Change	% Change	Absolute Change
Adult	Civil Support	VS	26	▲	+85.7%	+12
	Misdemeanor	CM	19	▼	-26.9%	-7
	Other	OT	18	▲		-
	Show Cause	SC	15	▲	+7.1%	+1
	Family Abuse - Protective Order	FP	11	▼	-31.3%	-5
	Capias	CA	7	▲	-41.7%	-5
	Felony	CF	7	▼	-63.2%	-12
	Bond Forfeiture	BF	1	▼	-50.0%	-1
	Motion - Protective Order	MP	1	↔		-
	Remand Support	RS	1	▲	-	+1
	Violation of Protective Order	PV	1	↔		-
	Total			107	▼	-13.0%
Juvenile	Custody Visitation	CV	49	▲	+19.5%	+8
	Abuse and Neglect	AN	8	▲	+300.0%	+6
	Misdemeanor	DM	5	▲	+150.0%	+3
	Paternity	PT	2	▲	-	+2
	Show Cause	SC	2	▲	-	+2
	Traffic	T	2	▲	+100.0%	+1
	Felony	DF	1	▲	-	+1
	Truancy	TR	1	▲	-	+1
	Foster Care Review	FC	0	▼	-100.0%	-1
	Non-Family Abuse Protective Order	AP	0	▼	-100.0%	-2
	Remand Custody	RC	0	▼	-100.0%	-1
	Remand Visitation	RV	0	▼	-100.0%	-1
	Total			70	▲	37.3%
GRAND TOTAL			177	▲	1.7%	+3

Dispositions by Major Case Category**

Category	Summary	Change	% Change	Absolute Change	
Adult Criminal	43	▼	-37.7%	-26	
Child Dependency	8	▲	+166.7%	+5	
Child in Need of Services/Supervision	1	▲	-	+1	
Custody and Visitation	51	▲	+24.4%	+10	
Delinquency	8	▲	+300.0%	+6	
Other	19	▲	-5.0%	-1	
Protective Orders	12	▼	-36.8%	-7	
Support	33	▲	+73.7%	+14	
Traffic	2	▲	+100.0%	+1	
GRAND TOTAL		177	▲	1.7%	+3

* Compared to same time period as previous year
 9/12/2024 1:13:09PM

** Case Type Categories are defined in the 2017 Virginia Judicial Workload Assessment
 Source: SCV-SQL-Information

2024 Overall GRAND TOTAL		Distribution of Caseload		Change*		Percentage (%) of Caseload			
1,520 +51 3.5% 	2024 2023	Adult	814	54%	-1.7% ▼	-14	Adult	2023: 56.4%	2024: 53.6%
		Juvenile	706	46%	10.1% ▲	+65	Juvenile	43.6%	46.4%
GRAND TOTAL		1,520	100%	3.5% ▲	+51	GRAND TOTAL	100%	100%	

Dispositions by Division & Code

Division	Case Type Description	Code	Summary	Change	% Change	Absolute Change
Adult	Misdemeanor	CM	199	▲	+9.9%	+18
	Show Cause	SC	163	▲	+33.6%	+41
	Other	OT	153	▲	-5.6%	-9
	Civil Support	VS	109	▼	-14.8%	-19
	Family Abuse - Protective Order	FP	68	▼	-25.3%	-23
	Felony	CF	32	▼	-28.9%	-13
	Remand Support	RS	25	▲	+177.8%	+16
	Capias	CA	22	▼	-62.1%	-36
	Motion - Protective Order	MP	18	▲	+5.9%	+1
	Violation of Protective Order	PV	17	▲	+88.9%	+8
	Non-Family Abuse Protective Order	AP	7	▲	+133.3%	+4
	Restricted License for Non-Support	SL	1	▼	-50.0%	-1
	Bond Forfeiture	BF	0	▼	-100.0%	-1
Total			814	▼	-1.7%	-14
Juvenile	Custody Visitation	CV	430	▼	-1.6%	-7
	Misdemeanor	DM	68	▲	+83.8%	+31
	Remand Custody	RC	40	▲	+185.7%	+26
	Remand Visitation	RV	39	▲	+178.6%	+25
	Traffic	T	28	▼	-3.4%	-1
	Status	ST	26	▲	+85.7%	+12
	Motion - Protective Order	MP	11	▲	+175.0%	+7
	Foster Care Review	FC	10	▲	+25.0%	+2
	Temporary Detention Order	TD	9	▲	+28.6%	+2
	Child In Need of Services	CS	6	▲	+500.0%	+5
	Permanency Planning	PH	6	▼	-25.0%	-2
	Non-Family Abuse Protective Order	AP	5	▼	-16.7%	-1
	Other	OT	5	▲	-	+5
	Abuse and Neglect	AN	4	▼	-33.3%	-2
	Felony	DF	4	▼	-86.7%	-26
	Initial Foster Care	IF	4	↔	-	-
	Paternity	PT	4	▲	+33.3%	+1
	Show Cause	SC	2	▼	-71.4%	-5
	Civil Violation	CI	1	▼	-83.3%	-5
	Emergency Custody Order	EC	1	↔	-	-
	Relief of Custody	CR	1	▲	-	+1
	Truancy	TR	1	▼	-66.7%	-2
	Voluntary Continuing Services and Support Agree	VA	1	▲	-	+1
	Terminate Parental Rights	TP	0	▼	-100.0%	-2
	Total			706	▲	10.1%
GRAND TOTAL			1,520	▲	3.5%	+51

Dispositions by Major Case Category**

Category	Summary	Change	% Change	Absolute Change
Adult Criminal	399	▼	+3.9%	+15
Child Dependency	26	▲	-7.1%	-2
Child in Need of Services/Supervision	7	▲	+75.0%	+3
Custody and Visitation	434	▲	-1.4%	-6
Delinquency	74	▼	-	0

* Compared to same time period as previous year
 9/12/2024 1:13:09PM

** Case Type Categories are defined in the 2017 Virginia Judicial Workload Assessment
 Source: SCV-SQL-Information

CPSS - JCMS CASELOAD STATISTICS OF THE JUVENILE & DOMESTIC RELATIONS DISTRICT COURTS
 January 2024 thru August 2024 Dispositions (Compared to January 2023 thru August 2023)

Gloucester

District: 9 FIPS: 073

Juvenile Miscellaneous	26	▲	+85.7%	+12
New to Workload Study	1	▼	-83.3%	-5
Other	272	▲	+31.4%	+65
Protective Orders	109	▲	-9.9%	-12
Support	144	▼	-11.1%	-18
Traffic	28	▼	-3.4%	-1
GRAND TOTAL	1,520	▲	3.5%	+51

2024 Overall GRAND TOTAL		Distribution of Caseload		Change*		Percentage (%) of Caseload			
	329	Adult	160	49%	17.6% ▲	+24	Adult	45.9%	48.6%
		Juvenile	169	51%	5.6% ▲	+9	Juvenile	54.1%	51.4%
		GRAND TOTAL	329	100%	11.1% ▲	+33	GRAND TOTAL	100%	100%

Dispositions by Division & Code

Division	Case Type Description	Code	Summary	Change	% Change	Absolute Change
Adult	Misdemeanor	CM	45	▲	+73.1%	+19
	Other	OT	31	▲	-35.4%	-17
	Civil Support	VS	25	↔		-
	Show Cause	SC	22	▲	+214.3%	+15
	Family Abuse - Protective Order	FP	19	▲	+46.2%	+6
	Capias	CA	9	▲	+800.0%	+8
	Felony	CF	3	▼	-66.7%	-6
	Violation of Protective Order	PV	3	▲	+50.0%	+1
	Motion - Protective Order	MP	2	▼	-50.0%	-2
	Restricted License for Non-Support	SL	1	▲	-	+1
	Non-Family Abuse Protective Order	AP	0	▼	-100.0%	-1
	Total		160	▲	17.6%	+24
Juvenile	Custody Visitation	CV	86	▼	-4.4%	-4
	Misdemeanor	DM	20	▼	-9.1%	-2
	Traffic	T	13	▼	-61.8%	-21
	Abuse and Neglect	AN	12	▲	-	+12
	Foster Care Review	FC	11	▲	-	+11
	Non-Family Abuse Protective Order	AP	8	▲	-	+8
	Felony	DF	4	▼	-20.0%	-1
	Initial Foster Care	IF	3	▲	-	+3
	Other	OT	3	▲	-	+3
	Paternity	PT	3	▲	-	+3
	Show Cause	SC	2	▲	+100.0%	+1
	Capias	CA	1	▲	-	+1
	Child In Need of Services	CS	1	↔		-
	Permanency Planning	PH	1	▲	-	+1
	Truancy	TR	1	▼	-50.0%	-1
	Civil Violation	CI	0	▼	-100.0%	-2
	Entrustment	ET	0	▼	-100.0%	-1
	Temporary Detention Order	TD	0	▼	-100.0%	-1
	Voluntary Continuing Services and Support Agreen	VA	0	▼	-100.0%	-1
		Total		169	▲	5.6%
GRAND TOTAL			329	▲	11.1%	+33

Dispositions by Major Case Category**

Category	Summary	Change	% Change	Absolute Change	
Adult Criminal	73	▲	+69.8%	+30	
Child Dependency	27	▲	+1,250.0%	+25	
Child in Need of Services/Supervision	2	▼	-33.3%	-1	
Custody and Visitation	89	▲	-1.1%	-1	
Delinquency	27	▲	-3.6%	-1	
New to Workload Study	0	▼	-100.0%	-2	
Other	34	▲	-30.6%	-15	
Protective Orders	29	▲	+61.1%	+11	
Support	35	▲	+29.6%	+8	
Traffic	13	▼	-61.8%	-21	
GRAND TOTAL		329	▲	11.1%	+33

* Compared to same time period as previous year
 9/12/2024 1:13:09PM

** Case Type Categories are defined in the 2017 Virginia Judicial Workload Assessment
 Source: SCV-SQL-Information

2024 Overall GRAND TOTAL		Distribution of Caseload		Change*		Percentage (%) of Caseload			
761	+118 18.4%	Adult	448	59%	31.4% ▲	+107	Adult	53.0%	58.9%
2024		Juvenile	313	41%	3.6% ▲	+11	Juvenile	47.0%	41.1%
2023		GRAND TOTAL	761	100%	18.4% ▲	+118	GRAND TOTAL	100%	100%

Dispositions by Division & Code

Division	Case Type Description	Code	Summary	Change	% Change	Absolute Change
Adult	Misdemeanor	CM	106	▲	+45.2%	+33
	Other	OT	104	▲	+35.1%	+27
	Civil Support	VS	79	▲	+38.6%	+22
	Show Cause	SC	63	▲	+61.5%	+24
	Family Abuse - Protective Order	FP	38	▲	+2.7%	+1
	Felony	CF	22	▲	+120.0%	+12
	Capias	CA	18	▼	-33.3%	-9
	Motion - Protective Order	MP	5	▼	-28.6%	-2
	Remand Support	RS	5	▲	+150.0%	+3
	Violation of Protective Order	PV	5	▲	+150.0%	+3
	Criminal Support	CS	2	▲	-	+2
	Non-Family Abuse Protective Order	AP	1	▼	-88.9%	-8
	Restricted License for Non-Support	SL	0	▼	-100.0%	-1
	Total		448	▲	31.4%	+107
Juvenile	Custody Visitation	CV	192	▼	-10.3%	-22
	Misdemeanor	DM	43	▲	+26.5%	+9
	Traffic	T	24	↔	-	-
	Paternity	PT	8	▲	+166.7%	+5
	Truancy	TR	7	▲	+600.0%	+6
	Terminate Parental Rights	TP	6	▲	-	+6
	Felony	DF	5	▲	+150.0%	+3
	Remand Custody	RC	5	▲	-	+5
	Remand Visitation	RV	5	▲	-	+5
	Foster Care Review	FC	4	▼	-20.0%	-1
	Non-Family Abuse Protective Order	AP	4	▲	+100.0%	+2
	Show Cause	SC	3	▼	-40.0%	-2
	Child In Need of Services	CS	2	↔	-	-
	Abuse and Neglect	AN	1	▼	-50.0%	-1
	Emergency Custody Order	EC	1	▲	-	+1
	Other	OT	1	▲	-	+1
	Permanency Planning	PH	1	▼	-75.0%	-3
	Status	ST	1	▼	-50.0%	-1
	Civil Violation	CI	0	▼	-100.0%	-1
Qualified Residential Treatment	QR	0	▼	-100.0%	-1	
	Total		313	▲	3.6%	+11
	GRAND TOTAL		761	▲	18.4%	+118

Dispositions by Major Case Category**

Category	Summary	Change	% Change	Absolute Change
Adult Criminal	188	▲	+32.4%	+46
Child Dependency	12	▲	-	0
Child in Need of Services/Supervision	9	▲	+200.0%	+6
Custody and Visitation	200	▲	-7.8%	-17
Delinquency	51	▲	+24.4%	+10
Juvenile Miscellaneous	1	▼	-50.0%	-1
New to Workload Study	0	▼	-100.0%	-1
Other	121	▲	+53.2%	+42
Protective Orders	48	▼	-12.7%	-7

* Compared to same time period as previous year
 9/12/2024 1:13:09PM

** Case Type Categories are defined in the 2017 Virginia Judicial Workload Assessment
 Source: SCV-SQL-Information

Support	107	▲	+59.7%	+40
Traffic	24	↔		0
GRAND TOTAL	761	▲	18.4%	+118

2024 Overall GRAND TOTAL		Distribution of Caseload		Change*		Percentage (%) of Caseload			
274 -3 -1.1% 	Adult	105	38%	-15.3%	▼	-19	Adult	44.8%	38.3%
	Juvenile	169	62%	10.5%	▲	+16	Juvenile	55.2%	61.7%
GRAND TOTAL		274	100%	-1.1%	▼	-3	GRAND TOTAL	100%	100%

Dispositions by Division & Code

Division	Case Type Description	Code	Summary	Change	% Change	Absolute Change
Adult	Misdemeanor	CM	27	▲	+42.1%	+8
	Civil Support	VS	21	▼	-25.0%	-7
	Other	OT	20	▼	-16.7%	-4
	Show Cause	SC	15	▼	-48.3%	-14
	Family Abuse - Protective Order	FP	9	▲	+28.6%	+2
	Capias	CA	6	▼	-40.0%	-4
	Felony	CF	3	▼	-40.0%	-2
	Motion - Protective Order	MP	1	▲	-	+1
	Non-Family Abuse Protective Order	AP	1	↔	-	-
	Restricted License for Non-Support	SL	1	▲	-	+1
	Violation of Protective Order	PV	1	▲	-	+1
	Remand Support	RS	0	▼	-100.0%	-1
	Total			105	▼	-15.3%
Juvenile	Custody Visitation	CV	101	▲	+13.5%	+12
	Misdemeanor	DM	14	▲	+75.0%	+6
	Traffic	T	10	▲	+100.0%	+5
	Abuse and Neglect	AN	9	▼	-43.8%	-7
	Status	ST	8	▲	+700.0%	+7
	Felony	DF	6	▲	+500.0%	+5
	Permanency Planning	PH	6	▲	+500.0%	+5
	Initial Foster Care	IF	5	▼	-37.5%	-3
	Show Cause	SC	3	▲	-	+3
	Truancy	TR	3	▼	-40.0%	-2
	Child In Need of Services	CS	1	▼	-66.7%	-2
	Foster Care Review	FC	1	▼	-75.0%	-3
	Other	OT	1	▲	-	+1
	Paternity	PT	1	▼	-50.0%	-1
	Emergency Custody Order	EC	0	▼	-100.0%	-1
	Entrustment	ET	0	▼	-100.0%	-1
	Motion - Protective Order	MP	0	▼	-100.0%	-2
	Remand Custody	RC	0	▼	-100.0%	-2
	Remand Visitation	RV	0	▼	-100.0%	-2
	Temporary Detention Order	TD	0	▼	-100.0%	-1
Voluntary Continuing Services and Support Agreen	VA	0	▼	-100.0%	-1	
Total			169	▲	10.5%	+16
GRAND TOTAL			274	▼	-1.1%	-3

Dispositions by Major Case Category**

Category	Summary	Change	% Change	Absolute Change
Adult Criminal	49	▲		0
Child Dependency	21	▲	-32.3%	-10
Child in Need of Services/Supervision	4	▼	-50.0%	-4
Custody and Visitation	102	▼	+12.1%	+11
Delinquency	23	▲	+155.6%	+14
Juvenile Miscellaneous	8	▲	+700.0%	+7
Other	21	▲	-32.3%	-10
Protective Orders	11	▲	+10.0%	+1
Support	25	▲	-40.5%	-17

* Compared to same time period as previous year
 9/12/2024 1:13:09PM

** Case Type Categories are defined in the 2017 Virginia Judicial Workload Assessment
 Source: SCV-SQL-Information

CPSS - JCMS CASELOAD STATISTICS OF THE JUVENILE & DOMESTIC RELATIONS DISTRICT COURTS
January 2024 thru August 2024 Dispositions (Compared to January 2023 thru August 2023)

Traffic	10	▲	+100.0%	+5
GRAND TOTAL	274	▼	-1.1%	-3

2024 Overall GRAND TOTAL		Distribution of Caseload		Change*		Percentage (%) of Caseload			
422 +46 12.2% 	2024 2023	Adult	218	52%	13.5% ▲	+26	Adult	2023	2024
		Juvenile	204	48%	10.9% ▲	+20	Juvenile	48.9%	48.3%
GRAND TOTAL		422	100%	12.2% ▲	+46	GRAND TOTAL	100%	100%	

Dispositions by Division & Code

Division	Case Type Description	Code	Summary	Change	% Change	Absolute Change
Adult	Other	OT	42	▲	+2.4%	+1
	Misdemeanor	CM	40	▲	+21.2%	+7
	Show Cause	SC	39	▼	-	-
	Civil Support	VS	24	▼	-31.4%	-11
	Felony	CF	23	▲	+475.0%	+19
	Family Abuse - Protective Order	FP	20	▲	+25.0%	+4
	Capias	CA	14	▲	+7.7%	+1
	Motion - Protective Order	MP	6	▲	+500.0%	+5
	Violation of Protective Order	PV	5	↔	-	-
	Non-Family Abuse Protective Order	AP	3	▲	-	+3
	Remand Support	RS	2	▼	-33.3%	-1
	Restricted License for Non-Support	SL	0	▼	-100.0%	-1
	Temporary Detention Order	TD	0	▼	-100.0%	-1
Total			218	▲	13.5%	+26
Juvenile	Custody Visitation	CV	113	▲	+36.1%	+30
	Status	ST	18	▲	+350.0%	+14
	Misdemeanor	DM	16	▼	-56.8%	-21
	Initial Foster Care	IF	8	▲	-	+8
	Traffic	T	7	▼	-46.2%	-6
	Felony	DF	6	▼	-45.5%	-5
	Child In Need of Services	CS	5	▲	+400.0%	+4
	Abuse and Neglect	AN	4	↔	-	-
	Foster Care Review	FC	4	▲	-	+4
	Relief of Custody	CR	4	▲	-	+4
	Paternity	PT	3	▼	-50.0%	-3
	Remand Visitation	RV	3	▲	+200.0%	+2
	Truancy	TR	3	▲	+50.0%	+1
	Permanency Planning	PH	2	▲	-	+2
	Remand Custody	RC	2	▲	+100.0%	+1
	Show Cause	SC	2	▼	-83.3%	-10
	Civil Violation	CI	1	▼	-66.7%	-2
	Motion - Protective Order	MP	1	▼	-50.0%	-1
	Other	OT	1	▲	-	+1
	Temporary Detention Order	TD	1	▼	-66.7%	-2
	Child at Risk	RI	0	▼	-100.0%	-1
Total			204	▲	10.9%	+20
GRAND TOTAL			422	▲	12.2%	+46

Dispositions by Major Case Category**

Category	Summary	Change	% Change	Absolute Change
Adult Criminal	113	▲	+32.9%	+28
Child Dependency	22	▲	+340.0%	+17
Child in Need of Services/Supervision	8	▲	+166.7%	+5
Custody and Visitation	116	▼	+30.3%	+27
Delinquency	24	▼	-60.0%	-36
Juvenile Miscellaneous	18	▲	+350.0%	+14
New to Workload Study	1	▼	-66.7%	-2
Other	51	▲	+2.0%	+1

* Compared to same time period as previous year
 9/12/2024 1:13:09PM

** Case Type Categories are defined in the 2017 Virginia Judicial Workload Assessment
 Source: SCV-SQL-Information

CPSS - JCMS CASELOAD STATISTICS OF THE JUVENILE & DOMESTIC RELATIONS DISTRICT COURTS
January 2024 thru August 2024 Dispositions (Compared to January 2023 thru August 2023)

Middlesex

District: 9 FIPS: 119

Protective Orders	30	▲	+57.9%	+11
Support	32	▼	-28.9%	-13
Traffic	7	▼	-46.2%	-6
GRAND TOTAL	422	▲	12.2%	+46

2024 Overall GRAND TOTAL		Distribution of Caseload		Change*		Percentage (%) of Caseload		
760	-128 -14.4%	Adult	352 46%	-19.3% ▼	-84	Adult	2023 49.1%	2024 46.3%
2024		Juvenile	408 54%	-9.7% ▼	-44	Juvenile	50.9%	53.7%
2023		GRAND TOTAL	760 100%	-14.4% ▼	-128	GRAND TOTAL	100%	100%

Dispositions by Division & Code

Division	Case Type Description	Code	Summary	Change	% Change	Absolute Change
Adult	Civil Support	VS	82	↔		-
	Show Cause	SC	72	▲	+94.6%	+35
	Misdemeanor	CM	70	▼	-36.9%	-41
	Other	OT	45	▼	-4.3%	-2
	Family Abuse - Protective Order	FP	40	▲	+8.1%	+3
	Felony	CF	26	▼	-63.9%	-46
	Capias	CA	5	▼	-84.4%	-27
	Motion - Protective Order	MP	4	▼	-55.6%	-5
	Remand Support	RS	4	▲	+33.3%	+1
	Violation of Protective Order	PV	3	▼	-25.0%	-1
	Non-Family Abuse Protective Order	AP	1	↔		-
	Violation Family Abuse Protective Order	PS	0	▼	-100.0%	-1
	Total		352	▼	-19.3%	-84
Juvenile	Custody Visitation	CV	270	▲	+8.4%	+21
	Misdemeanor	DM	49	▼	-36.4%	-28
	Traffic	T	29	▼	-40.8%	-20
	Felony	DF	13	▼	-7.1%	-1
	Paternity	PT	7	▲	+40.0%	+2
	Initial Foster Care	IF	4	▲	+300.0%	+3
	Non-Family Abuse Protective Order	AP	4	↔		-
	Temporary Detention Order	TD	4	▲	+300.0%	+3
	Abuse and Neglect	AN	3	▼	-25.0%	-1
	Mental Commitment	MC	3	▲	+50.0%	+1
	Permanency Planning	PH	3	▼	-25.0%	-1
	Show Cause	SC	3	▼	-50.0%	-3
	Status	ST	3	▼	-76.9%	-10
	Motion - Protective Order	MP	2	▲	-	+2
	Relief of Custody	CR	2	▲	-	+2
	Remand Custody	RC	2	▼	-50.0%	-2
	Remand Visitation	RV	2	▼	-50.0%	-2
	Child In Need of Services	CS	1	▼	-66.7%	-2
	Emergency Custody Order	EC	1	▲	-	+1
	Other	OT	1	▼	-66.7%	-2
	Terminate Parental Rights	TP	1	↔		-
	Voluntary Continuing Services and Support Agree	VA	1	▼	-50.0%	-1
	Capias	CA	0	▼	-100.0%	-1
	Entrustment	ET	0	▼	-100.0%	-1
	Family Abuse - Protective Order	FP	0	▼	-100.0%	-1
	Foster Care Review	FC	0	▼	-100.0%	-2
	Truancy	TR	0	▼	-100.0%	-1
		Total		408	▼	-9.7%
	GRAND TOTAL		760	▼	-14.4%	-128

Dispositions by Major Case Category**

Category	Summary	Change	% Change	Absolute Change
Adult Criminal	126	▼	-45.5%	-105
Child Dependency	14	▲	-6.7%	-1
Child in Need of Services/Supervision	1	▼	-75.0%	-3
Custody and Visitation	277	▲	+9.1%	+23

* Compared to same time period as previous year
 9/12/2024 1:13:09PM

** Case Type Categories are defined in the 2017 Virginia Judicial Workload Assessment
 Source: SCV-SQL-Information

CPSS - JCMS CASELOAD STATISTICS OF THE JUVENILE & DOMESTIC RELATIONS DISTRICT COURTS
 January 2024 thru August 2024 Dispositions (Compared to January 2023 thru August 2023)

New Kent

District: 9 FIPS: 127

Delinquency	65	▼	-33.7%	-33
Juvenile Miscellaneous	3	▼	-76.9%	-10
Other	62	▲	-3.1%	-2
Protective Orders	51	▲	-1.9%	-1
Support	132	▲	+22.2%	+24
Traffic	29	▼	-40.8%	-20
GRAND TOTAL	760	▼	-14.4%	-128

2024 Overall GRAND TOTAL		Distribution of Caseload		Change*		Percentage (%) of Caseload			
2,850	-17 -0.6%	Adult	1,583	56%	9.4% ▲	+136	Adult	50.5%	55.5%
2024		Juvenile	1,267	44%	-10.8% ▼	-153	Juvenile	49.5%	44.5%
2023		GRAND TOTAL	2,850	100%	-0.6% ▼	-17	GRAND TOTAL	100%	100%

Dispositions by Division & Code

Division	Case Type Description	Code	Summary	Change	% Change	Absolute Change	
Adult	Misdemeanor	CM	382	▲	+34.5%	+98	
	Show Cause	SC	294	▼	-5.2%	-16	
	Other	OT	252	▼	-12.5%	-36	
	Civil Support	VS	180	▼	-15.1%	-32	
	Felony	CF	176	▲	+112.0%	+93	
	Capias	CA	139	▲	+63.5%	+54	
	Family Abuse - Protective Order	FP	72	▼	-7.7%	-6	
	Remand Support	RS	50	▼	-23.1%	-15	
	Motion - Protective Order	MP	20	▲	+53.8%	+7	
	Violation of Protective Order	PV	13	▼	-27.8%	-5	
	Non-Family Abuse Protective Order	AP	3	▼	-40.0%	-2	
	Bond Forfeiture	BF	2	▼	-33.3%	-1	
	Restricted License for Non-Support	SL	0	▼	-100.0%	-3	
	Total		1,583	▲	9.4%	+136	
Juvenile	Custody Visitation	CV	616	▼	-23.9%	-193	
	Misdemeanor	DM	147	▲	+36.1%	+39	
	Remand Custody	RC	83	▼	-3.5%	-3	
	Remand Visitation	RV	82	▼	-7.9%	-7	
	Show Cause	SC	62	▲	+21.6%	+11	
	Status	ST	39	▲	+62.5%	+15	
	Felony	DF	36	▲	+100.0%	+18	
	Truancy	TR	32	▲	+33.3%	+8	
	Traffic	T	27	▼	-6.9%	-2	
	Permanency Planning	PH	21	▲	+133.3%	+12	
	Terminate Parental Rights	TP	21	▲	+950.0%	+19	
	Paternity	PT	16	▼	-33.3%	-8	
	Motion - Protective Order	MP	15	▼	-6.3%	-1	
	Special Immigrant Juvenile Status	SI	15	▼	-6.3%	-1	
	Abuse and Neglect	AN	13	▼	-66.7%	-26	
	Temporary Detention Order	TD	11	▲	+266.7%	+8	
	Foster Care Review	FC	7	▼	-56.3%	-9	
	Non-Family Abuse Protective Order	AP	7	▼	-53.3%	-8	
	Other	OT	5	↔		-	
	Emergency Custody Order	EC	3	▼	-25.0%	-1	
	Capias	CA	2	↔		-	
	Civil Violation	CI	2	▼	-77.8%	-7	
	Family Abuse - Protective Order	FP	1	↔		-	
	Initial Foster Care	IF	1	▼	-92.9%	-13	
	Juvenile Support	JS	1	▲	-	+1	
	Violation of Protective Order	PV	1	▲	-	+1	
	Voluntary Continuing Services and Support Agreem	VA	1	▼	-50.0%	-1	
	Child In Need of Services	CS	0	▼	-100.0%	-2	
	Entrustment	ET	0	▼	-100.0%	-3	
		Total		1,267	▼	-10.8%	-153
		GRAND TOTAL		2,850	▼	-0.6%	-17

* Compared to same time period as previous year
 9/12/2024 1:13:09PM

** Case Type Categories are defined in the 2017 Virginia Judicial Workload Assessment
 Source: SCV-SQL-Information

Dispositions by Major Case Category**

Category	Summary	Change	% Change	Absolute Change
Adult Criminal	940	▲	+31.5%	+225
Child Dependency	64	▲	-24.7%	-21
Child in Need of Services/Supervision	32	▼	+23.1%	+6
Custody and Visitation	632	▼	-24.1%	-201
Delinquency	248	▲	+38.5%	+69
Juvenile Miscellaneous	39	▲	+62.5%	+15
New to Workload Study	17	▼	-32.0%	-8
Other	486	▲	-10.0%	-54
Protective Orders	118	▼	-7.8%	-10
Support	247	▲	-12.7%	-36
Traffic	27	▼	-6.9%	-2
GRAND TOTAL	2,850	▼	-0.6%	-17

* Compared to same time period as previous year
 9/12/2024 1:13:09PM

** Case Type Categories are defined in the 2017 Virginia Judicial Workload Assessment
 Source: SCV-SQL-Information

2024 Overall GRAND TOTAL		Distribution of Caseload		Change*		Percentage (%) of Caseload		
2024	2,685	Adult	1,416	53%	20.4% ▲	+240	2023	53.6%
		Juvenile	1,269	47%	24.9% ▲	+253	2024	52.7%
2023	+493 22.5%	GRAND TOTAL	2,685	100%	22.5% ▲	+493	GRAND TOTAL	100%

Dispositions by Division & Code

Division	Case Type Description	Code	Summary	Change	% Change	Absolute Change
Adult	Misdemeanor	CM	358	▲	+37.2%	+97
	Civil Support	VS	226	▲	+24.2%	+44
	Show Cause	SC	221	▲	+29.2%	+50
	Other	OT	189	▲	-5.5%	-11
	Felony	CF	148	▼	-9.8%	-16
	Family Abuse - Protective Order	FP	111	▲	+18.1%	+17
	Capias	CA	81	▲	+52.8%	+28
	Remand Support	RS	50	▲	+42.9%	+15
	Motion - Protective Order	MP	20	▲	+150.0%	+12
	Non-Family Abuse Protective Order	AP	10	▲	+66.7%	+4
	Restricted License for Non-Support	SL	2	↔		-
Total			1,416	▲	20.4%	+240
Juvenile	Custody Visitation	CV	704	▲	+11.9%	+75
	Misdemeanor	DM	177	▲	+56.6%	+64
	Remand Custody	RC	64	▲	+56.1%	+23
	Remand Visitation	RV	63	▲	+53.7%	+22
	Felony	DF	60	▲	+172.7%	+38
	Traffic	T	47	▼	-32.9%	-23
	Abuse and Neglect	AN	25	▲	+177.8%	+16
	Other	OT	15	▲	-	+15
	Foster Care Review	FC	14	▲	+180.0%	+9
	Non-Family Abuse Protective Order	AP	14	▲	+1,300.0%	+13
	Truancy	TR	14	▼	-17.6%	-3
	Permanency Planning	PH	11	▼	-8.3%	-1
	Terminate Parental Rights	TP	10	▲	+66.7%	+4
	Paternity	PT	8	↔		-
	Show Cause	SC	8	▼	-11.1%	-1
	Temporary Detention Order	TD	8	▲	+300.0%	+6
	Status	ST	6	▼	-33.3%	-3
	Emergency Custody Order	EC	3	▲	-	+3
	Initial Foster Care	IF	3	▼	-25.0%	-1
	Capias	CA	2	▲	-	+2
	Child at Risk	RI	2	↔		-
	Child In Need of Services	CS	2	↔		-
	Civil Violation	CI	2	▼	-60.0%	-3
	Family Abuse - Protective Order	FP	2	▼	-33.3%	-1
	Entrustment	ET	1	▲	-	+1
	Juvenile Support	JS	1	▲	-	+1
	Motion - Protective Order	MP	1	▲	-	+1
	Qualified Residential Treatment	QR	1	▼	-50.0%	-1
	Voluntary Continuing Services and Support Agreem	VA	1	▲	-	+1
	Emancipation	EP	0	▼	-100.0%	-2
	Mental Commitment	MC	0	▼	-100.0%	-1
	Special Immigrant Juvenile Status	SI	0	▼	-100.0%	-1
	Total			1,269	▲	24.9%
GRAND TOTAL			2,685	▲	22.5%	+493

* Compared to same time period as previous year
 9/12/2024 1:13:09PM

** Case Type Categories are defined in the 2017 Virginia Judicial Workload Assessment
 Source: SCV-SQL-Information

Dispositions by Major Case Category**

Category	Summary	Change	% Change	Absolute Change
Adult Criminal	730	▲	+18.9%	+116
Child Dependency	68	▲	+70.0%	+28
Child in Need of Services/Supervision	16	▼	-15.8%	-3
Custody and Visitation	712	▲	+11.8%	+75
Delinquency	247	▲	+71.5%	+103
Juvenile Miscellaneous	6	▼	-45.5%	-5
New to Workload Study	2	▼	-66.7%	-4
Other	392	▲	+22.5%	+72
Protective Orders	158	▲	+41.1%	+46
Support	307	▲	+40.2%	+88
Traffic	47	▼	-32.9%	-23
GRAND TOTAL	2,685	▲	22.5%	+493

* Compared to same time period as previous year
 9/12/2024 1:13:09PM

** Case Type Categories are defined in the 2017 Virginia Judicial Workload Assessment
 Source: SCV-SQL-Information

2024 Overall GRAND TOTAL		Distribution of Caseload		Change*		Percentage (%) of Caseload			
953 +106 12.5% 		Adult	462	48%	12.4% ▲	+51	Adult	48.5%	48.5%
		Juvenile	491	52%	12.6% ▲	+55	Juvenile	51.5%	51.5%
GRAND TOTAL		953	100%	12.5% ▲	+106	GRAND TOTAL	100%	100%	

Dispositions by Division & Code

Division	Case Type Description	Code	Summary	Change	% Change	Absolute Change	
Adult	Misdemeanor	CM	90	▲	+28.6%	+20	
	Felony	CF	84	▲	+121.1%	+46	
	Civil Support	VS	83	▲	+2.5%	+2	
	Other	OT	66	▲	-22.4%	-19	
	Show Cause	SC	57	▼	-14.9%	-10	
	Family Abuse - Protective Order	FP	36	▼	-2.7%	-1	
	Capias	CA	26	▲	+85.7%	+12	
	Motion - Protective Order	MP	12	▲	+33.3%	+3	
	Non-Family Abuse Protective Order	AP	4	↔		-	
	Violation of Protective Order	PV	3	▲	+200.0%	+2	
	Remand Support	RS	1	▼	-50.0%	-1	
	Restricted License for Non-Support	SL	0	▼	-100.0%	-2	
	Violation Family Abuse Protective Order	PS	0	▼	-100.0%	-1	
	Total			462	▲	12.4%	+51
Juvenile	Custody Visitation	CV	254	▲	+2.4%	+6	
	Misdemeanor	DM	61	▲	+69.4%	+25	
	Truancy	TR	40	▲	+42.9%	+12	
	Status	ST	32	▲	-	+32	
	Traffic	T	27	▲	+80.0%	+12	
	Permanency Planning	PH	12	↔		-	
	Foster Care Review	FC	9	▼	-35.7%	-5	
	Non-Family Abuse Protective Order	AP	7	▼	-12.5%	-1	
	Felony	DF	6	▼	-72.7%	-16	
	Initial Foster Care	IF	6	▼	-14.3%	-1	
	Abuse and Neglect	AN	5	▼	-54.5%	-6	
	Child In Need of Services	CS	5	▼	-16.7%	-1	
	Paternity	PT	5	▲	+66.7%	+2	
	Terminate Parental Rights	TP	5	▲	-	+5	
	Relief of Custody	CR	4	▲	-	+4	
	Remand Custody	RC	4	▼	-33.3%	-2	
	Remand Visitation	RV	4	▼	-33.3%	-2	
	Other	OT	3	▲	-	+3	
	Temporary Detention Order	TD	1	▼	-75.0%	-3	
	Voluntary Continuing Services and Support Agreen	VA	1	▼	-66.7%	-2	
	Motion - Protective Order	MP	0	▼	-100.0%	-5	
	Show Cause	SC	0	▼	-100.0%	-1	
	Special Immigrant Juvenile Status	SI	0	▼	-100.0%	-1	
	Total			491	▲	12.6%	+55
	GRAND TOTAL			953	▲	12.5%	+106

Dispositions by Major Case Category**

Category	Summary	Change	% Change	Absolute Change
Adult Criminal	237	▲	+54.9%	+84
Child Dependency	42	▲	-10.6%	-5
Child in Need of Services/Supervision	45	▲	+32.4%	+11
Custody and Visitation	259	▲	+3.2%	+8
Delinquency	67	▼	+13.6%	+8
Juvenile Miscellaneous	32	▲	-	+32

* Compared to same time period as previous year
 9/12/2024 1:13:09PM

** Case Type Categories are defined in the 2017 Virginia Judicial Workload Assessment
 Source: SCV-SQL-Information

CPSS - JCMS CASELOAD STATISTICS OF THE JUVENILE & DOMESTIC RELATIONS DISTRICT COURTS
 January 2024 thru August 2024 Dispositions (Compared to January 2023 thru August 2023)

New to Workload Study	0	▼	-100.0%	-1
Other	79	▲	-23.3%	-24
Protective Orders	59	▼	-6.3%	-4
Support	106	▼	-12.4%	-15
Traffic	27	▲	+80.0%	+12
GRAND TOTAL	953	▲	12.5%	+106

2024 Overall GRAND TOTAL		Distribution of Caseload		Change*		Percentage (%) of Caseload		
598	-32 -5.1%	Adult	335 56%	-2.0% ▼	-7	Adult	54.3%	56.0%
2024		Juvenile	263 44%	-8.7% ▼	-25	Juvenile	45.7%	44.0%
2023		GRAND TOTAL	598 100%	-5.1% ▼	-32	GRAND TOTAL	100%	100%

Dispositions by Division & Code

Division	Case Type Description	Code	Summary	Change	% Change	Absolute Change
Adult	Other	OT	74	▲	+21.3%	+13
	Show Cause	SC	67	▼	-6.9%	-5
	Misdemeanor	CM	61	▼	-25.6%	-21
	Civil Support	VS	54	▼	-6.9%	-4
	Family Abuse - Protective Order	FP	34	▲	+21.4%	+6
	Felony	CF	24	▲	+200.0%	+16
	Capias	CA	11	▼	-45.0%	-9
	Motion - Protective Order	MP	3	↔		-
	Non-Family Abuse Protective Order	AP	3	▲	+200.0%	+2
	Restricted License for Non-Support	SL	2	▲	-	+2
	Protective Order	PC	1	▼	-88.9%	-8
	Remand Support	RS	1	▲	-	+1
	Total		335	▼	-2.0%	-7
Juvenile	Custody Visitation	CV	163	▼	-13.8%	-26
	Traffic	T	37	▲	+311.1%	+28
	Misdemeanor	DM	18	▼	-53.8%	-21
	Abuse and Neglect	AN	7	▼	-12.5%	-1
	Foster Care Review	FC	7	▲	+133.3%	+4
	Initial Foster Care	IF	6	▲	+200.0%	+4
	Truancy	TR	6	▼	-57.1%	-8
	Felony	DF	5	▼	-64.3%	-9
	Paternity	PT	4	▲	+33.3%	+1
	Show Cause	SC	3	▲	+200.0%	+2
	Civil Violation	CI	2	▲	-	+2
	Temporary Detention Order	TD	2	▼	-50.0%	-2
	Child In Need of Services	CS	1	▲	-	+1
	Other	OT	1	▲	-	+1
	Permanency Planning	PH	1	↔		-
	Motion - Protective Order	MP	0	▼	-100.0%	-1
	Total		263	▼	-8.7%	-25
	GRAND TOTAL		598	▼	-5.1%	-32

Dispositions by Major Case Category**

Category	Summary	Change	% Change	Absolute Change	
Adult Criminal	136	▲	-16.0%	-26	
Child Dependency	21	▲	+50.0%	+7	
Child in Need of Services/Supervision	10	▲	-28.6%	-4	
Custody and Visitation	167	▲	-13.0%	-25	
Delinquency	23	▼	-57.4%	-31	
New to Workload Study	2	▲	-	+2	
Other	78	▲	+20.0%	+13	
Protective Orders	40	▲	+21.2%	+7	
Support	84	▲	-3.4%	-3	
Traffic	37	▲	+311.1%	+28	
	GRAND TOTAL		598	▼	-5.1%

* Compared to same time period as previous year
 9/12/2024 1:13:09PM

** Case Type Categories are defined in the 2017 Virginia Judicial Workload Assessment
 Source: SCV-SQL-Information

2024 Overall GRAND TOTAL		Distribution of Caseload		Change*		Percentage (%) of Caseload				
379 -56 -12.9% 	Adult	185	49%	-29.1%	▼	-76	2023	60.0%	2024	48.8%
	Juvenile	194	51%	11.5%	▲	+20	Juvenile	40.0%	51.2%	
GRAND TOTAL		379	100%	-12.9%	▼	-56	GRAND TOTAL	100%	100%	

Dispositions by Division & Code

Division	Case Type Description	Code	Summary	Change	% Change	Absolute Change
Adult	Other	OT	47	▼	-9.6%	-5
	Civil Support	VS	36	▼	-29.4%	-15
	Family Abuse - Protective Order	FP	28	▼	-3.4%	-1
	Misdemeanor	CM	27	▼	-63.0%	-46
	Show Cause	SC	23	▼	+4.5%	+1
	Felony	CF	8	▼	-38.5%	-5
	Motion - Protective Order	MP	7	▲	+16.7%	+1
	Capias	CA	5	▼	-50.0%	-5
	Non-Family Abuse Protective Order	AP	2	▼	-60.0%	-3
	Violation Family Abuse Protective Order	PS	1	▲	-	+1
	Violation of Protective Order	PV	1	▲	-	+1
Total			185	▼	-29.1%	-76
Juvenile	Custody Visitation	CV	113	▼	-1.7%	-2
	Misdemeanor	DM	20	▲	+17.6%	+3
	Traffic	T	10	▲	+100.0%	+5
	Motion - Protective Order	MP	6	▲	-	+6
	Non-Family Abuse Protective Order	AP	6	▲	+50.0%	+2
	Truancy	TR	6	▲	+500.0%	+5
	Abuse and Neglect	AN	4	▲	+300.0%	+3
	Felony	DF	4	▼	-33.3%	-2
	Relief of Custody	CR	4	▲	-	+4
	Other	OT	3	▲	+200.0%	+2
	Paternity	PT	3	▼	-50.0%	-3
	Permanency Planning	PH	3	▼	-40.0%	-2
	Child In Need of Services	CS	2	▲	-	+2
	Status	ST	2	▲	-	+2
	Temporary Detention Order	TD	2	▲	+100.0%	+1
	Terminate Parental Rights	TP	2	↔	-	-
	Emergency Custody Order	EC	1	▲	-	+1
	Foster Care Review	FC	1	▼	-85.7%	-6
	Initial Foster Care	IF	1	↔	-	-
	Voluntary Continuing Services and Support Agree	VA	1	↔	-	-
	Qualified Residential Treatment	QR	0	▼	-100.0%	-1
Total			194	▲	11.5%	+20
GRAND TOTAL			379	▼	-12.9%	-56

Dispositions by Major Case Category**

Category	Summary	Change	% Change	Absolute Change
Adult Criminal	63	▲	-43.8%	-49
Child Dependency	16	▲	-11.1%	-2
Child in Need of Services/Supervision	8	▲	+700.0%	+7
Custody and Visitation	116	▼	-4.1%	-5
Delinquency	24	▼	+4.3%	+1
Juvenile Miscellaneous	2	▲	-	+2
Other	53	▲	-1.9%	-1
Protective Orders	49	▲	+11.4%	+5
Support	38	▼	-33.3%	-19
Traffic	10	▲	+100.0%	+5

* Compared to same time period as previous year
 9/12/2024 1:13:09PM

** Case Type Categories are defined in the 2017 Virginia Judicial Workload Assessment
 Source: SCV-SQL-Information

GRAND TOTAL

379



-12.9%

-56

2024 Overall GRAND TOTAL		Distribution of Caseload			Change*		Percentage (%) of Caseload		
324	-77 -19.2%	Adult	170	52%	-24.4% ▼	-55	Adult	56.1%	52.5%
2024		Juvenile	154	48%	-12.5% ▼	-22	Juvenile	43.9%	47.5%
2023		GRAND TOTAL	324	100%	-19.2% ▼	-77	GRAND TOTAL	100%	100%

Dispositions by Division & Code

Division	Case Type Description	Code	Summary	Change	% Change	Absolute Change
Adult	Other	OT	35	▼	-14.6%	-6
	Civil Support	VS	32	▼	-17.9%	-7
	Show Cause	SC	30	▼	-40.0%	-20
	Family Abuse - Protective Order	FP	19	▲	+72.7%	+8
	Misdemeanor	CM	19	▼	-62.7%	-32
	Capias	CA	13	▲	-31.6%	-6
	Felony	CF	11	▲	+57.1%	+4
	Motion - Protective Order	MP	5	▲	+150.0%	+3
	Non-Family Abuse Protective Order	AP	4	▲	+300.0%	+3
	Violation of Protective Order	PV	2	▼	-33.3%	-1
	Restricted License for Non-Support	SL	0	▼	-100.0%	-1
	Total		170	▼	-24.4%	-55
Juvenile	Custody Visitation	CV	97	▼	-8.5%	-9
	Misdemeanor	DM	19	▲	+280.0%	+14
	Traffic	T	8	▼	-52.9%	-9
	Motion - Protective Order	MP	6	▲	+100.0%	+3
	Abuse and Neglect	AN	4	▼	-84.6%	-22
	Non-Family Abuse Protective Order	AP	4	▲	-	+4
	Truancy	TR	4	▲	-	+4
	Family Abuse - Protective Order	FP	2	▲	-	+2
	Remand Visitation	RV	2	▲	-	+2
	Status	ST	2	▲	-	-
	Child In Need of Services	CS	1	↔	-	-
	Emergency Custody Order	EC	1	▲	-	+1
	Felony	DF	1	▲	-	+1
	Paternity	PT	1	↔	-	-
	Relief of Custody	CR	1	↔	-	-
	Temporary Detention Order	TD	1	↔	-	-
	Civil Violation	CI	0	▼	-100.0%	-1
	Foster Care Review	FC	0	▼	-100.0%	-6
	Permanency Planning	PH	0	▼	-100.0%	-2
	Show Cause	SC	0	▼	-100.0%	-3
Voluntary Continuing Services and Support Agreem	VA	0	▼	-100.0%	-1	
	Total		154	▼	-12.5%	-22
GRAND TOTAL			324	▼	-19.2%	-77

Dispositions by Major Case Category**

Category	Summary	Change	% Change	Absolute Change
Adult Criminal	62	▼	-46.6%	-54
Child Dependency	5	▼	-86.1%	-31
Child in Need of Services/Supervision	5	▲	+400.0%	+4
Custody and Visitation	98	▼	-8.4%	-9
Delinquency	20	▲	+150.0%	+12
Juvenile Miscellaneous	2	▲	-	0
New to Workload Study	0	▼	-100.0%	-1
Other	39	▲	-7.1%	-3
Protective Orders	40	▲	+135.3%	+23
Support	45	▲	-16.7%	-9

* Compared to same time period as previous year
 9/12/2024 1:13:09PM

** Case Type Categories are defined in the 2017 Virginia Judicial Workload Assessment
 Source: SCV-SQL-Information

CPSS - JCMS CASELOAD STATISTICS OF THE JUVENILE & DOMESTIC RELATIONS DISTRICT COURTS
January 2024 thru August 2024 Dispositions (Compared to January 2023 thru August 2023)

Cumberland
District: 10 FIPS: 049

Traffic		8	▼	-52.9%	-9
	GRAND TOTAL	324	▼	-19.2%	-77

2024 Overall GRAND TOTAL		Distribution of Caseload			Change*		Percentage (%) of Caseload		
1,367 -78 -5.4% 		Adult	793	58%	-13.1% ▼	-120	Adult	63.2%	58.0%
		Juvenile	574	42%	7.9% ▲	+42	Juvenile	36.8%	42.0%
		GRAND TOTAL	1,367	100%	-5.4% ▼	-78	GRAND TOTAL	100%	100%

Dispositions by Division & Code

Division	Case Type Description	Code	Summary	Change	% Change	Absolute Change	
Adult	Misdemeanor	CM	199	▼	-8.3%	-18	
	Civil Support	VS	162	▼	-13.8%	-26	
	Other	OT	133	▼	-5.0%	-7	
	Show Cause	SC	132	▼	-32.0%	-62	
	Family Abuse - Protective Order	FP	64	↔		-	
	Felony	CF	47	▼	-6.0%	-3	
	Capias	CA	38	▼	-17.4%	-8	
	Remand Support	RS	4	▲	+100.0%	+2	
	Violation of Protective Order	PV	4	▲	+300.0%	+3	
	Non-Family Abuse Protective Order	AP	3	↔		-	
	Violation Family Abuse Protective Order	PS	3	▲	-	+3	
	Motion - Protective Order	MP	2	↔		-	
	Restricted License for Non-Support	SL	2	↔		-	
	Criminal Support	CS	0	▼	-100.0%	-4	
	Total		793	▼	-13.1%	-120	
Juvenile	Custody Visitation	CV	340	▲	+16.0%	+47	
	Misdemeanor	DM	74	▲	+4.2%	+3	
	Traffic	T	24	▼	-27.3%	-9	
	Paternity	PT	23	▼	-14.8%	-4	
	Felony	DF	22	↔		-	
	Motion - Protective Order	MP	15	▲	+50.0%	+5	
	Voluntary Continuing Services and Support Agreen	VA	10	▲	+25.0%	+2	
	Truancy	TR	8	▲	+166.7%	+5	
	Terminate Parental Rights	TP	6	▲	+100.0%	+3	
	Civil Violation	CI	5	▲	+66.7%	+2	
	Non-Family Abuse Protective Order	AP	5	▲	+400.0%	+4	
	Permanency Planning	PH	5	▼	-37.5%	-3	
	Remand Custody	RC	5	▼	-16.7%	-1	
	Remand Visitation	RV	5	▲	+150.0%	+3	
	Child In Need of Services	CS	4	▲	+300.0%	+3	
	Emergency Custody Order	EC	4	▲	+100.0%	+2	
	Other	OT	4	↔		-	
	Temporary Detention Order	TD	4	▼	-33.3%	-2	
	Relief of Custody	CR	3	↔		-	
	Capias	CA	2	▲	+100.0%	+1	
	Foster Care Review	FC	2	▼	-77.8%	-7	
	Abuse and Neglect	AN	1	▼	-80.0%	-4	
	Family Abuse - Protective Order	FP	1	▲	-	+1	
	Initial Foster Care	IF	1	▲	-	+1	
	Qualified Residential Treatment	QR	1	↔		-	
	Child at Risk	RI	0	▼	-100.0%	-1	
	Show Cause	SC	0	▼	-100.0%	-2	
	Status	ST	0	▼	-100.0%	-7	
		Total		574	▲	7.9%	+42
		GRAND TOTAL		1,367	▼	-5.4%	-78

Dispositions by Major Case Category**

Category	Summary	Change	% Change	Absolute Change
Adult Criminal	380	▲	-10.4%	-44
Child Dependency	29	▲	-23.7%	-9
Child in Need of Services/Supervision	12	▲	+200.0%	+8
Custody and Visitation	363	▲	+13.4%	+43
Delinquency	98	▲	+2.1%	+2
Juvenile Miscellaneous	0	▼	-100.0%	-7
New to Workload Study	5	▲	+66.7%	+2
Other	159	▲	-1.9%	-3
Protective Orders	90	▲	+12.5%	+10
Support	207	▼	-25.5%	-71
Traffic	24	▼	-27.3%	-9
GRAND TOTAL	1,367	▼	-5.4%	-78

* Compared to same time period as previous year
 9/12/2024 1:13:09PM

** Case Type Categories are defined in the 2017 Virginia Judicial Workload Assessment
 Source: SCV-SQL-Information

2024 Overall GRAND TOTAL		Distribution of Caseload		Change*		Percentage (%) of Caseload		
504	+1 0.2%	Adult	238 47%	-14.7% ▼	-41	Adult	2023: 55.5%	2024: 47.2%
2024	↑	Juvenile	266 53%	18.8% ▲	+42	Juvenile	44.5%	52.8%
2023		GRAND TOTAL	504 100%	0.2% ▲	+1	GRAND TOTAL	100%	100%

Dispositions by Division & Code

Division	Case Type Description	Code	Summary	Change	% Change	Absolute Change
Adult	Civil Support	VS	60	▼	-26.8%	-22
	Misdemeanor	CM	56	▲	+27.3%	+12
	Other	OT	38	▼	-15.6%	-7
	Show Cause	SC	31	▼	-49.2%	-30
	Family Abuse - Protective Order	FP	22	▲	+10.0%	+2
	Felony	CF	13	▲	+44.4%	+4
	Capias	CA	8	▼	-42.9%	-6
	Violation of Protective Order	PV	5	▲	-	+5
	Motion - Protective Order	MP	3	↔	-	-
	Non-Family Abuse Protective Order	AP	2	▲	+100.0%	+1
	Total		238	▼	-14.7%	-41
Juvenile	Custody Visitation	CV	152	▲	+20.6%	+26
	Misdemeanor	DM	42	▲	+68.0%	+17
	Status	ST	11	▲	+266.7%	+8
	Traffic	T	9	▲	+125.0%	+5
	Abuse and Neglect	AN	7	▼	-12.5%	-1
	Permanency Planning	PH	6	▲	-	+6
	Entrustment	ET	5	▲	+400.0%	+4
	Felony	DF	5	▼	-73.7%	-14
	Paternity	PT	5	↔	-	-
	Truancy	TR	5	▼	-50.0%	-5
	Non-Family Abuse Protective Order	AP	4	▲	+33.3%	+1
	Child In Need of Services	CS	3	▼	-40.0%	-2
	Terminate Parental Rights	TP	3	▲	-	+3
	Show Cause	SC	2	▲	-	+2
	Temporary Detention Order	TD	2	↔	-	-
	Capias	CA	1	▲	-	+1
	Civil Violation	CI	1	▲	-	+1
	Family Abuse - Protective Order	FP	1	▲	-	+1
	Foster Care Review	FC	1	▼	-80.0%	-4
	Voluntary Continuing Services and Support Agree	VA	1	↔	-	-
Initial Foster Care	IF	0	▼	-100.0%	-4	
Other	OT	0	▼	-100.0%	-3	
	Total		266	▲	18.8%	+42
GRAND TOTAL			504	▲	0.2%	+1

Dispositions by Major Case Category**

Category	Summary	Change	% Change	Absolute Change
Adult Criminal	105	▲	-6.3%	-7
Child Dependency	23	▲	+21.1%	+4
Child in Need of Services/Supervision	8	▼	-46.7%	-7
Custody and Visitation	157	▲	+19.8%	+26
Delinquency	50	▲	+13.6%	+6
Juvenile Miscellaneous	11	▲	+266.7%	+8
New to Workload Study	1	▲	-	+1
Other	40	▼	-20.0%	-10
Protective Orders	32	▲	+18.5%	+5
Support	68	▼	-30.6%	-30

* Compared to same time period as previous year
 9/12/2024 1:13:09PM

** Case Type Categories are defined in the 2017 Virginia Judicial Workload Assessment
 Source: SCV-SQL-Information

Traffic		9	▲	+125.0%	+5
	GRAND TOTAL	504	▲	0.2%	+1

2024 Overall GRAND TOTAL		Distribution of Caseload			Change*		Percentage (%) of Caseload		
1,270	-187 -12.8%	Adult	636	50%	-9.1% ▼	-64	Adult	48.0%	50.1%
2024		Juvenile	634	50%	-16.2% ▼	-123	Juvenile	52.0%	49.9%
2023		GRAND TOTAL	1,270	100%	-12.8% ▼	-187	GRAND TOTAL	100%	100%

Dispositions by Division & Code

Division	Case Type Description	Code	Summary	Change	% Change	Absolute Change	
Adult	Civil Support	VS	153	▼	-6.7%	-11	
	Show Cause	SC	122	▼	-3.9%	-5	
	Misdemeanor	CM	113	▼	-17.5%	-24	
	Other	OT	90	▲	-17.4%	-19	
	Family Abuse - Protective Order	FP	64	▲	+6.7%	+4	
	Felony	CF	47	▲	+6.8%	+3	
	Capias	CA	24	▼	-14.3%	-4	
	Motion - Protective Order	MP	9	▼	-18.2%	-2	
	Remand Support	RS	4	▼	-20.0%	-1	
	Protective Order	PC	3	▲	-	+3	
	Violation of Protective Order	PV	3	▼	-57.1%	-4	
	Non-Family Abuse Protective Order	AP	2	▼	-33.3%	-1	
	Restricted License for Non-Support	SL	1	▼	-50.0%	-1	
	Violation Family Abuse Protective Order	PS	1	▲	-	+1	
	Bond Forfeiture	BF	0	▼	-100.0%	-2	
Criminal Support	CS	0	▼	-100.0%	-1		
	Total		636	▼	-9.1%	-64	
Juvenile	Custody Visitation	CV	329	▼	-11.6%	-43	
	Misdemeanor	DM	96	▲	+10.3%	+9	
	Motion - Protective Order	MP	53	▼	-23.2%	-16	
	Traffic	T	40	▼	-4.8%	-2	
	Paternity	PT	36	▲	+12.5%	+4	
	Abuse and Neglect	AN	13	↔	-	-	
	Child In Need of Services	CS	9	▼	-18.2%	-2	
	Felony	DF	8	▼	-81.4%	-35	
	Foster Care Review	FC	8	↔	-	-	
	Permanency Planning	PH	6	▼	-40.0%	-4	
	Remand Custody	RC	6	▼	-14.3%	-1	
	Remand Visitation	RV	6	↔	-	-	
	Initial Foster Care	IF	4	▼	-63.6%	-7	
	Status	ST	4	▼	-73.3%	-11	
	Terminate Parental Rights	TP	4	▼	-42.9%	-3	
	Truancy	TR	4	▲	+33.3%	+1	
	Emergency Custody Order	EC	3	▲	-	+3	
	Civil Violation	CI	1	▲	-	+1	
	Entrustment	ET	1	▼	-66.7%	-2	
	Non-Family Abuse Protective Order	AP	1	▼	-75.0%	-3	
	Temporary Detention Order	TD	1	▼	-66.7%	-2	
	Voluntary Continuing Services and Support Agreem	VA	1	↔	-	-	
	Child at Risk	RI	0	▼	-100.0%	-1	
	Other	OT	0	▼	-100.0%	-1	
	Qualified Residential Treatment	QR	0	▼	-100.0%	-1	
	Relief of Custody	CR	0	▼	-100.0%	-7	
		Total		634	▼	-16.2%	-123
	GRAND TOTAL			1,270	▼	-12.8%	-187

* Compared to same time period as previous year
 9/12/2024 1:13:09PM

** Case Type Categories are defined in the 2017 Virginia Judicial Workload Assessment
 Source: SCV-SQL-Information

Dispositions by Major Case Category**

Category	Summary	Change	% Change	Absolute Change
Adult Criminal	267	▲	-7.9%	-23
Child Dependency	37	▼	-40.3%	-25
Child in Need of Services/Supervision	13	▲	-7.1%	-1
Custody and Visitation	365	▲	-9.7%	-39
Delinquency	104	▼	-20.0%	-26
Juvenile Miscellaneous	4	▼	-73.3%	-11
New to Workload Study	1	▲	-	+1
Other	110	▲	-16.0%	-21
Protective Orders	129	▼	-12.2%	-18
Support	200	▼	-9.9%	-22
Traffic	40	▼	-4.8%	-2
GRAND TOTAL	1,270	▼	-12.8%	-187

* Compared to same time period as previous year
 9/12/2024 1:13:09PM

** Case Type Categories are defined in the 2017 Virginia Judicial Workload Assessment
 Source: SCV-SQL-Information

2024 Overall GRAND TOTAL		Distribution of Caseload		Change*		Percentage (%) of Caseload			
719 -79 -9.9% 		Adult	361	50%	-24.8% ▼	-119	Adult	60.2%	50.2%
		Juvenile	358	50%	12.6% ▲	+40	Juvenile	39.8%	49.8%
		GRAND TOTAL	719	100%	-9.9% ▼	-79	GRAND TOTAL	100%	100%

Dispositions by Division & Code

Division	Case Type Description	Code	Summary	Change	% Change	Absolute Change
Adult	Civil Support	VS	95	▼	-24.6%	-31
	Other	OT	66	▼	-25.8%	-23
	Show Cause	SC	63	▼	-42.7%	-47
	Misdemeanor	CM	53	▼	-39.8%	-35
	Family Abuse - Protective Order	FP	31	▲	+6.9%	+2
	Capias	CA	23	▲	+64.3%	+9
	Felony	CF	20	▲	+33.3%	+5
	Motion - Protective Order	MP	5	▲	+66.7%	+2
	Non-Family Abuse Protective Order	AP	4	▼	-33.3%	-2
	Protective Order	PC	1	▲	-	+1
	Total		361	▼	-24.8%	-119
Juvenile	Custody Visitation	CV	246	▲	+9.3%	+21
	Misdemeanor	DM	27	▲	+35.0%	+7
	Traffic	T	24	▼	-25.0%	-8
	Felony	DF	10	▼	-44.4%	-8
	Paternity	PT	10	▲	+400.0%	+8
	Child In Need of Services	CS	9	▲	+350.0%	+7
	Motion - Protective Order	MP	6	▲	+500.0%	+5
	Abuse and Neglect	AN	5	▼	-37.5%	-3
	Temporary Detention Order	TD	5	▲	+66.7%	+2
	Capias	CA	3	▲	+200.0%	+2
	Truancy	TR	3	↔	-	-
	Emergency Custody Order	EC	2	▲	+100.0%	+1
	Non-Family Abuse Protective Order	AP	2	▲	+100.0%	+1
	Civil Violation	CI	1	▲	-	+1
	Foster Care Review	FC	1	↔	-	-
	Permanency Planning	PH	1	▲	-	+1
	Remand Custody	RC	1	▲	-	+1
	Show Cause	SC	1	▲	-	+1
	Status	ST	1	▲	-	+1
		Total		358	▲	12.6%
	GRAND TOTAL		719	▼	-9.9%	-79

Dispositions by Major Case Category**

Category	Summary	Change	% Change	Absolute Change
Adult Criminal	129	▲	-27.5%	-49
Child Dependency	7	▲	-22.2%	-2
Child in Need of Services/Supervision	12	▲	+140.0%	+7
Custody and Visitation	256	▲	+12.8%	+29
Delinquency	41	▲	+5.1%	+2
Juvenile Miscellaneous	1	▲	-	+1
New to Workload Study	1	▲	-	+1
Other	74	▲	-20.4%	-19
Protective Orders	48	▲	+20.0%	+8
Support	126	▼	-28.0%	-49
Traffic	24	▼	-25.0%	-8
GRAND TOTAL	719	▼	-9.9%	-79

* Compared to same time period as previous year
 9/12/2024 1:13:09PM

** Case Type Categories are defined in the 2017 Virginia Judicial Workload Assessment
 Source: SCV-SQL-Information

2024 Overall GRAND TOTAL		Distribution of Caseload			Change*		Percentage (%) of Caseload		
538 	+35 7.0% 	Adult	312	58%	31.1% ▲	+74	Adult	47.3%	58.0%
		Juvenile	226	42%	-14.7% ▼	-39	Juvenile	52.7%	42.0%
GRAND TOTAL		538	100%	7.0% ▲	+35	GRAND TOTAL	100%	100%	

Dispositions by Division & Code

Division	Case Type Description	Code	Summary	Change	% Change	Absolute Change
Adult	Misdemeanor	CM	83	▲	+118.4%	+45
	Show Cause	SC	58	▲	+26.1%	+12
	Civil Support	VS	57	▲	+11.8%	+6
	Other	OT	57	▲	+26.7%	+12
	Capias	CA	19	▼	-24.0%	-6
	Family Abuse - Protective Order	FP	16	▼	-11.1%	-2
	Felony	CF	12	▲	+140.0%	+7
	Motion - Protective Order	MP	4	▲	+33.3%	+1
	Non-Family Abuse Protective Order	AP	3	▲	+50.0%	+1
	Remand Support	RS	3	↔		-
	Protective Order	PC	0	▼	-100.0%	-1
	Restricted License for Non-Support	SL	0	▼	-100.0%	-1
	Total			312	▲	31.1%
Juvenile	Custody Visitation	CV	131	▼	-24.7%	-43
	Show Cause	SC	38	▲	+137.5%	+22
	Misdemeanor	DM	15	▼	-6.3%	-1
	Truancy	TR	14	▲	+180.0%	+9
	Traffic	T	5	▼	-61.5%	-8
	Remand Custody	RC	4	▼	-60.0%	-6
	Terminate Parental Rights	TP	4	▲	-	+4
	Felony	DF	2	↔		-
	Non-Family Abuse Protective Order	AP	2	↔		-
	Special Immigrant Juvenile Status	SI	2	▲	-	+2
	Temporary Detention Order	TD	2	▲	-	+2
	Child In Need of Services	CS	1	▼	-50.0%	-1
	Emergency Custody Order	EC	1	▲	-	+1
	Foster Care Review	FC	1	↔		-
	Initial Foster Care	IF	1	▲	-	+1
	Paternity	PT	1	▼	-66.7%	-2
	Permanency Planning	PH	1	▼	-87.5%	-7
	Voluntary Continuing Services and Support Agreen	VA	1	▼	-50.0%	-1
	Capias	CA	0	▼	-100.0%	-1
	Motion - Protective Order	MP	0	▼	-100.0%	-3
	Other	OT	0	▼	-100.0%	-2
	Qualified Residential Treatment	QR	0	▼	-100.0%	-4
	Relief of Custody	CR	0	▼	-100.0%	-1
Total			226	▼	-14.7%	-39
GRAND TOTAL			538	▲	7.0%	+35

Dispositions by Major Case Category**

Category	Summary	Change	% Change	Absolute Change
Adult Criminal	163	▲	+71.6%	+68
Child Dependency	8	▲	-50.0%	-8
Child in Need of Services/Supervision	15	▲	+114.3%	+8
Custody and Visitation	132	▼	-25.4%	-45
Delinquency	55	▲	+57.1%	+20
New to Workload Study	2	▲	-	+2
Other	67	▲	+11.7%	+7

* Compared to same time period as previous year
 9/12/2024 1:13:09PM

** Case Type Categories are defined in the 2017 Virginia Judicial Workload Assessment
 Source: SCV-SQL-Information

CPSS - JCMS CASELOAD STATISTICS OF THE JUVENILE & DOMESTIC RELATIONS DISTRICT COURTS
January 2024 thru August 2024 Dispositions (Compared to January 2023 thru August 2023)

Amelia

District: 11 FIPS: 007

Protective Orders	25	▼	-10.7%	-3
Support	66	▼	-8.3%	-6
Traffic	5	▼	-61.5%	-8
GRAND TOTAL	538	▲	7.0%	+35

2024 Overall GRAND TOTAL		Distribution of Caseload		Change*		Percentage (%) of Caseload			
1,355 +97 7.7% 	2024 2023	Adult	697	51%	-0.9% ▼	-6	Adult	55.9%	51.4%
		Juvenile	658	49%	18.6% ▲	+103	Juvenile	44.1%	48.6%
GRAND TOTAL		1,355	100%	7.7% ▲	+97	GRAND TOTAL	100%	100%	

Dispositions by Division & Code

Division	Case Type Description	Code	Summary	Change	% Change	Absolute Change
Adult	Misdemeanor	CM	155	▼	-19.3%	-37
	Civil Support	VS	135	↔		-
	Other	OT	133	▼	-7.0%	-10
	Show Cause	SC	97	▲	+14.1%	+12
	Felony	CF	74	▲	+68.2%	+30
	Capias	CA	50	▲	+85.2%	+23
	Family Abuse - Protective Order	FP	43	▼	-21.8%	-12
	Non-Family Abuse Protective Order	AP	5	▼	-50.0%	-5
	Motion - Protective Order	MP	4	▼	-63.6%	-7
	Criminal Support	CS	1	▲	-	+1
	Restricted License for Non-Support	SL	0	▼	-100.0%	-1
	Total			697	▼	-0.9%
Juvenile	Custody Visitation	CV	404	▲	+7.4%	+28
	Misdemeanor	DM	71	▲	+57.8%	+26
	Traffic	T	52	▲	+8.3%	+4
	Felony	DF	29	▲	+52.6%	+10
	Abuse and Neglect	AN	21	▲	+2,000.0%	+20
	Foster Care Review	FC	13	▲	+18.2%	+2
	Initial Foster Care	IF	9	▲	-	+9
	Paternity	PT	9	▲	+12.5%	+1
	Permanency Planning	PH	9	▼	-50.0%	-9
	Terminate Parental Rights	TP	8	▼	-11.1%	-1
	Temporary Detention Order	TD	6	▲	+50.0%	+2
	Emergency Custody Order	EC	5	▲	+400.0%	+4
	Capias	CA	4	▲	-	+4
	Child In Need of Services	CS	4	▲	+300.0%	+3
	Other	OT	4	▲	-	+4
	Show Cause	SC	4	▼	-42.9%	-3
	Non-Family Abuse Protective Order	AP	2	▲	+100.0%	+1
	Civil Violation	CI	1	▲	-	+1
	Relief of Custody	CR	1	↔		-
	Truancy	TR	1	▼	-75.0%	-3
	Voluntary Continuing Services and Support Agreem	VA	1	▲	-	+1
	Emancipation	EP	0	▼	-100.0%	-1
	Total			658	▲	18.6%
GRAND TOTAL			1,355	▲	7.7%	+97

Dispositions by Major Case Category**

Category	Summary	Change	% Change	Absolute Change
Adult Criminal	319	▲	+3.2%	+10
Child Dependency	62	▲	+55.0%	+22
Child in Need of Services/Supervision	5	▲		0
Custody and Visitation	413	▲	+7.6%	+29
Delinquency	108	▲	+52.1%	+37
Juvenile Miscellaneous	0	▼	-100.0%	-1
New to Workload Study	1	▲	-	+1
Other	148	▲		0
Protective Orders	54	▼	-29.9%	-23

* Compared to same time period as previous year
 9/12/2024 1:13:09PM

** Case Type Categories are defined in the 2017 Virginia Judicial Workload Assessment
 Source: SCV-SQL-Information

CPSS - JCMS CASELOAD STATISTICS OF THE JUVENILE & DOMESTIC RELATIONS DISTRICT COURTS
January 2024 thru August 2024 Dispositions (Compared to January 2023 thru August 2023)

Support	193	▲	+10.3%	+18
Traffic	52	▲	+8.3%	+4
GRAND TOTAL	1,355	▲	7.7%	+97

* Compared to same time period as previous year
9/12/2024 1:13:09PM

** Case Type Categories are defined in the 2017 Virginia Judicial Workload Assessment
Source: SCV-SQL-Information

2024 Overall GRAND TOTAL		Distribution of Caseload		Change*		Percentage (%) of Caseload			
561	-104 -15.6%	Adult	303 54%	-8.5%	▼	-28	Adult	49.8%	54.0%
2024		Juvenile	258 46%	-22.8%	▼	-76	Juvenile	50.2%	46.0%
2023		GRAND TOTAL	561 100%	-15.6%	▼	-104	GRAND TOTAL	100%	100%

Dispositions by Division & Code

Division	Case Type Description	Code	Summary	Change	% Change	Absolute Change
Adult	Other	OT	69	▼	+1.5%	+1
	Show Cause	SC	59	▲	+5.4%	+3
	Civil Support	VS	52	▼	-29.7%	-22
	Misdemeanor	CM	52	▼	-20.0%	-13
	Capias	CA	30	▲	+15.4%	+4
	Felony	CF	15	↔		-
	Family Abuse - Protective Order	FP	12	▼	-42.9%	-9
	Motion - Protective Order	MP	6	▲	+100.0%	+3
	Violation of Protective Order	PV	3	▲	+50.0%	+1
	Non-Family Abuse Protective Order	AP	2	▲	+100.0%	+1
	Remand Support	RS	2	▲	-	+2
	Protective Order	PC	1	▲	-	+1
		Total		303	▼	-8.5%
Juvenile	Custody Visitation	CV	136	▼	-28.4%	-54
	Misdemeanor	DM	24	▼	-41.5%	-17
	Show Cause	SC	20	▲	+11.1%	+2
	Abuse and Neglect	AN	16	▲	+128.6%	+9
	Traffic	T	13	▼	-23.5%	-4
	Truancy	TR	13	▲	+62.5%	+5
	Felony	DF	8	▼	-33.3%	-4
	Motion - Protective Order	MP	5	▲	+400.0%	+4
	Civil Violation	CI	4	▲	-	+4
	Status	ST	4	▲	+300.0%	+3
	Paternity	PT	3	▼	-62.5%	-5
	Voluntary Continuing Services and Support Agree	VA	3	▼	-50.0%	-3
	Temporary Detention Order	TD	2	▲	+100.0%	+1
	Child In Need of Services	CS	1	▼	-50.0%	-1
	Initial Foster Care	IF	1	↔		-
	Non-Family Abuse Protective Order	AP	1	▼	-50.0%	-1
	Other	OT	1	▼	-75.0%	-3
	Remand Custody	RC	1	▼	-50.0%	-1
	Remand Visitation	RV	1	▲	-	+1
	Terminate Parental Rights	TP	1	▲	-	+1
	Foster Care Review	FC	0	▼	-100.0%	-4
	Permanency Planning	PH	0	▼	-100.0%	-8
	Qualified Residential Treatment	QR	0	▼	-100.0%	-1
	Total		258	▼	-22.8%	-76
GRAND TOTAL			561	▼	-15.6%	-104

Dispositions by Major Case Category**

Category	Summary	Change	% Change	Absolute Change
Adult Criminal	129	▲		0
Child Dependency	21	▲	-22.2%	-6
Child in Need of Services/Supervision	14	▲	+40.0%	+4
Custody and Visitation	139	▼	-29.8%	-59
Delinquency	52	▼	-26.8%	-19
Juvenile Miscellaneous	4	▲	+300.0%	+3
New to Workload Study	4	▲	-	+4

* Compared to same time period as previous year
 9/12/2024 1:13:09PM

** Case Type Categories are defined in the 2017 Virginia Judicial Workload Assessment
 Source: SCV-SQL-Information

CPSS - JCMS CASELOAD STATISTICS OF THE JUVENILE & DOMESTIC RELATIONS DISTRICT COURTS
 January 2024 thru August 2024 Dispositions (Compared to January 2023 thru August 2023)

Other	76	▲	+1.3%	+1
Protective Orders	26	▲	-7.1%	-2
Support	83	▼	-23.9%	-26
Traffic	13	▼	-23.5%	-4
GRAND TOTAL	561	▼	-15.6%	-104

2024 Overall GRAND TOTAL		Distribution of Caseload			Change*		Percentage (%) of Caseload		
2024	2,285	Adult	1,541	67%	7.3% ▲	+105	Adult	2023	2024
		Juvenile	744	33%	-1.6% ▼	-12	Juvenile	65.5%	67.4%
2023	+93 4.2%	GRAND TOTAL	2,285	100%	4.2% ▲	+93	GRAND TOTAL	100%	100%

Dispositions by Division & Code

Division	Case Type Description	Code	Summary	Change	% Change	Absolute Change	
Adult	Misdemeanor	CM	412	▲	+8.4%	+32	
	Other	OT	379	▲	+11.8%	+40	
	Civil Support	VS	234	▲	+44.4%	+72	
	Show Cause	SC	178	▼	-12.7%	-26	
	Capias	CA	144	▼	+0.7%	+1	
	Felony	CF	88	▼	-19.3%	-21	
	Family Abuse - Protective Order	FP	85	▲	+16.4%	+12	
	Motion - Protective Order	MP	8	▼	-33.3%	-4	
	Violation of Protective Order	PV	6	▲	+20.0%	+1	
	Bond Forfeiture	BF	3	▼	-40.0%	-2	
	Protective Order	PC	2	▲	-	+2	
	Non-Family Abuse Protective Order	AP	1	↔	-	-	
	Restricted License for Non-Support	SL	1	▼	-50.0%	-1	
	Remand Support	RS	0	▼	-100.0%	-1	
	Total		1,541	▲	7.3%	+105	
Juvenile	Custody Visitation	CV	403	▲	+0.5%	+2	
	Mental Commitment	MC	87	▼	-19.4%	-21	
	Misdemeanor	DM	71	▲	+44.9%	+22	
	Felony	DF	46	▲	+119.0%	+25	
	Permanency Planning	PH	17	▲	+325.0%	+13	
	Show Cause	SC	17	▲	+41.7%	+5	
	Truancy	TR	17	▲	+112.5%	+9	
	Paternity	PT	15	▼	-28.6%	-6	
	Traffic	T	13	▼	-59.4%	-19	
	Temporary Detention Order	TD	9	▲	+28.6%	+2	
	Abuse and Neglect	AN	8	▼	-69.2%	-18	
	Emergency Custody Order	EC	7	▲	+133.3%	+4	
	Initial Foster Care	IF	6	▼	-62.5%	-10	
	Status	ST	5	▲	+400.0%	+4	
	Foster Care Review	FC	4	▼	-50.0%	-4	
	Other	OT	4	▲	+100.0%	+2	
	Special Immigrant Juvenile Status	SI	4	▼	-20.0%	-1	
	Child In Need of Services	CS	3	▼	-25.0%	-1	
	Terminate Parental Rights	TP	2	▼	-50.0%	-2	
	Voluntary Continuing Services and Support Agreem	VA	2	▲	-	+2	
	Civil Violation	CI	1	▲	-	+1	
	Emancipation	EP	1	▲	-	+1	
	Family Abuse - Protective Order	FP	1	▼	-50.0%	-1	
	Non-Family Abuse Protective Order	AP	1	▼	-92.3%	-12	
	Qualified Residential Treatment	QR	0	▼	-100.0%	-1	
	Relief of Custody	CR	0	▼	-100.0%	-2	
	Remand Custody	RC	0	▼	-100.0%	-4	
	Remand Visitation	RV	0	▼	-100.0%	-2	
		Total		744	▼	-1.6%	-12
	GRAND TOTAL			2,285	▲	4.2%	+93

* Compared to same time period as previous year
 9/12/2024 1:13:09PM

** Case Type Categories are defined in the 2017 Virginia Judicial Workload Assessment
 Source: SCV-SQL-Information

Dispositions by Major Case Category**

Category	Summary	Change	% Change	Absolute Change
Adult Criminal	698	▲	+0.4%	+3
Child Dependency	39	▲	-36.1%	-22
Child in Need of Services/Supervision	21	▲	+75.0%	+9
Custody and Visitation	418	▼	-0.9%	-4
Delinquency	133	▲	+62.2%	+51
Juvenile Miscellaneous	6	▲	+500.0%	+5
New to Workload Study	5	▲		0
Other	486	▼	+4.3%	+20
Protective Orders	96	▼	-5.0%	-5
Support	370	▼	+17.5%	+55
Traffic	13	▼	-59.4%	-19
GRAND TOTAL	2,285	▲	4.2%	+93

* Compared to same time period as previous year
 9/12/2024 1:13:09PM

** Case Type Categories are defined in the 2017 Virginia Judicial Workload Assessment
 Source: SCV-SQL-Information

2024 Overall GRAND TOTAL		Distribution of Caseload		Change*		Percentage (%) of Caseload		
744	+109 17.2%	Adult	443 60%	25.9% ▲	+91	Adult	55.4%	59.5%
2024		Juvenile	301 40%	6.4% ▲	+18	Juvenile	44.6%	40.5%
2023		GRAND TOTAL	744 100%	17.2% ▲	+109	GRAND TOTAL	100%	100%

Dispositions by Division & Code

Division	Case Type Description	Code	Summary	Change	% Change	Absolute Change
Adult	Show Cause	SC	100	▲	+26.6%	+21
	Misdemeanor	CM	91	▲	+35.8%	+24
	Civil Support	VS	87	▲	+26.1%	+18
	Other	OT	60	▲	+22.4%	+11
	Family Abuse - Protective Order	FP	34	▲	+41.7%	+10
	Felony	CF	29	▲	+45.0%	+9
	Capias	CA	25	▲	+13.6%	+3
	Remand Support	RS	7	▼	-41.7%	-5
	Motion - Protective Order	MP	5	↔		-
	Non-Family Abuse Protective Order	AP	3	▼	-40.0%	-2
	Violation Family Abuse Protective Order	PS	1	▲	-	+1
	Violation of Protective Order	PV	1	▲	-	+1
	Total		443	▲	25.9%	+91
Juvenile	Custody Visitation	CV	209	▲	+44.1%	+64
	Misdemeanor	DM	21	▲	+10.5%	+2
	Traffic	T	14	▼	-22.2%	-4
	Felony	DF	12	▲	+300.0%	+9
	Child In Need of Services	CS	8	↔		-
	Remand Custody	RC	5	▼	-44.4%	-4
	Remand Visitation	RV	5	▼	-44.4%	-4
	Abuse and Neglect	AN	4	▼	-33.3%	-2
	Permanency Planning	PH	4	▲	+33.3%	+1
	Status	ST	4	↔		-
	Show Cause	SC	3	▼	-91.9%	-34
	Truancy	TR	3	▼	-70.0%	-7
	Foster Care Review	FC	2	▼	-50.0%	-2
	Other	OT	2	▲	+100.0%	+1
	Temporary Detention Order	TD	2	▲	-	+2
	Civil Violation	CI	1	▲	-	+1
	Initial Foster Care	IF	1	▼	-50.0%	-1
	Qualified Residential Treatment	QR	1	↔		-
	Non-Family Abuse Protective Order	AP	0	▼	-100.0%	-2
	Paternity	PT	0	▼	-100.0%	-2
	Total		301	▲	6.4%	+18
GRAND TOTAL			744	▲	17.2%	+109

Dispositions by Major Case Category**

Category	Summary	Change	% Change	Absolute Change
Adult Criminal	203	▲	+26.9%	+43
Child Dependency	12	▼	-25.0%	-4
Child in Need of Services/Supervision	11	▼	-38.9%	-7
Custody and Visitation	209	▼	+42.2%	+62
Delinquency	36	▲	-39.0%	-23
Juvenile Miscellaneous	4	↔		0
New to Workload Study	1	▲	-	+1
Other	81	▲	+1.3%	+1
Protective Orders	42	▼	+16.7%	+6
Support	131	▲	+35.1%	+34

* Compared to same time period as previous year
 9/12/2024 1:13:09PM

** Case Type Categories are defined in the 2017 Virginia Judicial Workload Assessment
 Source: SCV-SQL-Information

CPSS - JCMS CASELOAD STATISTICS OF THE JUVENILE & DOMESTIC RELATIONS DISTRICT COURTS
January 2024 thru August 2024 Dispositions (Compared to January 2023 thru August 2023)

Powhatan

District: 11 FIPS: 145

Traffic		14	▼	-22.2%	-4
	GRAND TOTAL	744	▲	17.2%	+109

2024 Overall GRAND TOTAL		Distribution of Caseload			Change*		Percentage (%) of Caseload		
13,546 +125 0.9% 		Adult	7,123	53%	8.1% ▲	+534	Adult	49.1%	52.6%
		Juvenile	6,423	47%	-6.0% ▼	-409	Juvenile	50.9%	47.4%
		GRAND TOTAL	13,546	100%	0.9% ▲	+125	GRAND TOTAL	100%	100%

Dispositions by Division & Code

Division	Case Type Description	Code	Summary	Change	% Change	Absolute Change	
Adult	Civil Support	VS	1,543	▲	+7.4%	+106	
	Misdemeanor	CM	1,490	▲	+0.4%	+6	
	Show Cause	SC	1,260	▲	+11.1%	+126	
	Other	OT	1,101	▼	+28.2%	+242	
	Family Abuse - Protective Order	FP	583	▼	-5.0%	-31	
	Felony	CF	457	▲	+10.1%	+42	
	Capias	CA	438	▲	+31.9%	+106	
	Remand Support	RS	102	▼	-30.6%	-45	
	Motion - Protective Order	MP	79	▼	-26.9%	-29	
	Violation of Protective Order	PV	39	▲	+25.8%	+8	
	Non-Family Abuse Protective Order	AP	29	▲	+16.0%	+4	
	Return of Desposit (Bondsman)	RD	1	▲	-	+1	
	Temporary Detention Order	TD	1	▲	-	+1	
	Criminal Support	CS	0	▼	-100.0%	-1	
Violation Family Abuse Protective Order	PS	0	▼	-100.0%	-2		
	Total		7,123	▲	8.1%	+534	
Juvenile	Custody Visitation	CV	3,909	▼	-6.3%	-262	
	Misdemeanor	DM	980	▲	+18.2%	+151	
	Traffic	T	362	▼	-27.3%	-136	
	Felony	DF	320	▲	+13.9%	+39	
	Remand Custody	RC	150	▼	-51.3%	-158	
	Remand Visitation	RV	148	▼	-30.5%	-65	
	Status	ST	103	▼	-9.6%	-11	
	Special Immigrant Juvenile Status	SI	97	▲	+49.2%	+32	
	Paternity	PT	51	▲	+15.9%	+7	
	Permanency Planning	PH	40	▼	-23.1%	-12	
	Foster Care Review	FC	35	▲	+16.7%	+5	
	Child In Need of Services	CS	31	▼	-6.1%	-2	
	Abuse and Neglect	AN	29	▲	+81.3%	+13	
	Non-Family Abuse Protective Order	AP	24	▼	-4.0%	-1	
	Terminate Parental Rights	TP	23	▲	+35.3%	+6	
	Temporary Detention Order	TD	22	▼	-52.2%	-24	
	Truancy	TR	22	▲	+214.3%	+15	
	Initial Foster Care	IF	19	▲	+5.6%	+1	
	Emergency Custody Order	EC	13	▼	-18.8%	-3	
	Show Cause	SC	12	▲	+100.0%	+6	
	Civil Violation	CI	10	▲	-	+10	
	Voluntary Continuing Services and Support Agreem	VA	8	▲	+33.3%	+2	
	Motion - Protective Order	MP	7	▲	+16.7%	+1	
	Relief of Custody	CR	5	▼	-58.3%	-7	
	Family Abuse - Protective Order	FP	2	▼	-33.3%	-1	
	Capias	CA	1	↔	-	-	
	Emancipation	EP	0	▼	-100.0%	-1	
	Juvenile Support	JS	0	▼	-100.0%	-1	
	Other	OT	0	▼	-100.0%	-10	
	Qualified Residential Treatment	QR	0	▼	-100.0%	-3	
		Total		6,423	▼	-6.0%	-409
		GRAND TOTAL		13,546	▲	0.9%	+125

* Compared to same time period as previous year
 9/12/2024 1:13:09PM

** Case Type Categories are defined in the 2017 Virginia Judicial Workload Assessment
 Source: SCV-SQL-Information

Dispositions by Major Case Category**

Category	Summary	Change	% Change	Absolute Change
Adult Criminal	3,170	▼	+7.2%	+213
Child Dependency	159	▼	+3.2%	+5
Child in Need of Services/Supervision	53	▲	+29.3%	+12
Custody and Visitation	3,960	▲	-6.0%	-255
Delinquency	1,313	▲	+17.7%	+197
Juvenile Miscellaneous	103	▼	-10.4%	-12
New to Workload Study	107	▲	+64.6%	+42
Other	1,538	▲	-3.8%	-61
Protective Orders	724	▼	-7.3%	-57
Support	2,057	▼	+9.4%	+177
Traffic	362	▼	-27.3%	-136
GRAND TOTAL	13,546	▲	0.9%	+125

* Compared to same time period as previous year
 9/12/2024 1:13:09PM

** Case Type Categories are defined in the 2017 Virginia Judicial Workload Assessment
 Source: SCV-SQL-Information

2024 Overall GRAND TOTAL		Distribution of Caseload		Change*		Percentage (%) of Caseload			
1,018	-103 -9.2%	Adult	550 54%	-7.6%	▼	-45	Adult	53.1%	54.0%
2024		Juvenile	468 46%	-11.0%	▼	-58	Juvenile	46.9%	46.0%
2023		GRAND TOTAL	1,018 100%	-9.2%	▼	-103	GRAND TOTAL	100%	100%

Dispositions by Division & Code

Division	Case Type Description	Code	Summary	Change	% Change	Absolute Change
Adult	Misdemeanor	CM	106	▼	-36.9%	-62
	Civil Support	VS	102	▲	+20.0%	+17
	Other	OT	98	▲	-10.9%	-12
	Show Cause	SC	92	▲	+35.3%	+24
	Family Abuse - Protective Order	FP	59	▲	+51.3%	+20
	Capias	CA	51	▲	+13.3%	+6
	Felony	CF	35	▼	-46.2%	-30
	Motion - Protective Order	MP	5	▼	-37.5%	-3
	Non-Family Abuse Protective Order	AP	1	▼	-80.0%	-4
	Remand Support	RS	1	↔		-
	Restricted License for Non-Support	SL	0	▼	-100.0%	-1
	Total		550	▼	-7.6%	-45
Juvenile	Custody Visitation	CV	278	▲	+15.8%	+38
	Misdemeanor	DM	86	▼	-10.4%	-10
	Felony	DF	18	▼	-59.1%	-26
	Status	ST	18	▲	-35.7%	-10
	Traffic	T	16	▼	-66.0%	-31
	Truancy	TR	9	▼	-10.0%	-1
	Terminate Parental Rights	TP	8	▼	-27.3%	-3
	Foster Care Review	FC	7	▲	+40.0%	+2
	Abuse and Neglect	AN	5	▼	-37.5%	-3
	Permanency Planning	PH	4	▼	-60.0%	-6
	Child In Need of Services	CS	3	▲	+50.0%	+1
	Emergency Custody Order	EC	3	▲	+200.0%	+2
	Show Cause	SC	3	▲	-	+3
	Temporary Detention Order	TD	3	▼	-50.0%	-3
	Non-Family Abuse Protective Order	AP	2	▲	+100.0%	+1
	Remand Visitation	RV	2	▲	+100.0%	+1
	Capias	CA	1	▼	-50.0%	-1
	Paternity	PT	1	▲	-	+1
	Remand Custody	RC	1	▼	-50.0%	-1
	Initial Foster Care	IF	0	▼	-100.0%	-8
	Qualified Residential Treatment	QR	0	▼	-100.0%	-2
	Special Immigrant Juvenile Status	SI	0	▼	-100.0%	-1
	Voluntary Continuing Services and Support Agreem	VA	0	▼	-100.0%	-1
	Total		468	▼	-11.0%	-58
	GRAND TOTAL		1,018	▼	-9.2%	-103

Dispositions by Major Case Category**

Category	Summary	Change	% Change	Absolute Change
Adult Criminal	229	▼	-29.8%	-97
Child Dependency	24	▼	-46.7%	-21
Child in Need of Services/Supervision	12	▲		0
Custody and Visitation	279	▲	+16.3%	+39
Delinquency	108	▲	-23.9%	-34
Juvenile Miscellaneous	18	▲	-35.7%	-10
New to Workload Study	0	▼	-100.0%	-1
Other	108	▲	-10.7%	-13

* Compared to same time period as previous year
 9/12/2024 1:13:09PM

** Case Type Categories are defined in the 2017 Virginia Judicial Workload Assessment
 Source: SCV-SQL-Information

Protective Orders	67	▲	+26.4%	+14
Support	157	▲	+48.1%	+51
Traffic	16	▼	-66.0%	-31
GRAND TOTAL	1,018	▼	-9.2%	-103

2024 Overall GRAND TOTAL		Distribution of Caseload			Change*		Percentage (%) of Caseload		
9,543 +318 3.4% 	2024 2023	Adult	5,449	57%	2.6% ▲	+139	Adult	57.6%	57.1%
		Juvenile	4,094	43%	4.6% ▲	+179	Juvenile	42.4%	42.9%
GRAND TOTAL		9,543	100%	3.4% ▲	+318	GRAND TOTAL	100%	100%	

Dispositions by Division & Code

Division	Case Type Description	Code	Summary	Change	% Change	Absolute Change	
Adult	Other	OT	1,145	▲	+6.0%	+65	
	Show Cause	SC	1,121	▲	+4.5%	+48	
	Misdemeanor	CM	1,108	▲	+3.7%	+40	
	Civil Support	VS	742	▼	-2.2%	-17	
	Capias	CA	649	▲	+0.9%	+6	
	Family Abuse - Protective Order	FP	362	▼	-2.9%	-11	
	Felony	CF	280	▲	+0.7%	+2	
	Non-Family Abuse Protective Order	AP	17	▲	+21.4%	+3	
	Motion - Protective Order	MP	12	▼	-14.3%	-2	
	Remand Support	RS	5	▲	+400.0%	+4	
	Restricted License for Non-Support	SL	4	▲	+100.0%	+2	
	Violation of Protective Order	PV	3	▼	-25.0%	-1	
	Criminal Support	CS	1	▲	-	+1	
	Violation Family Abuse Protective Order	PS	0	▼	-100.0%	-1	
Total			5,449	▲	2.6%	+139	
Juvenile	Custody Visitation	CV	2,390	▼	-3.6%	-88	
	Misdemeanor	DM	388	▲	+24.0%	+75	
	Felony	DF	234	▲	+30.7%	+55	
	Paternity	PT	192	▼	-15.8%	-36	
	Permanency Planning	PH	151	▲	+32.5%	+37	
	Foster Care Review	FC	132	▲	+20.0%	+22	
	Abuse and Neglect	AN	101	▲	+20.2%	+17	
	Traffic	T	91	▲	+28.2%	+20	
	Special Immigrant Juvenile Status	SI	79	▼	-3.7%	-3	
	Initial Foster Care	IF	70	▲	+55.6%	+25	
	Temporary Detention Order	TD	41	▲	+95.2%	+20	
	Terminate Parental Rights	TP	33	▼	-23.3%	-10	
	Mental Commitment	MC	31	▼	-13.9%	-5	
	Status	ST	31	▲	+138.5%	+18	
	Show Cause	SC	22	▼	+15.8%	+3	
	Truancy	TR	21	▲	+31.3%	+5	
	Child In Need of Services	CS	19	▼	-9.5%	-2	
	Voluntary Continuing Services and Support Agreem	VA	14	▼	-12.5%	-2	
	Remand Custody	RC	11	▲	+450.0%	+9	
	Remand Visitation	RV	11	▲	-	+11	
	Non-Family Abuse Protective Order	AP	9	▲	+80.0%	+4	
	Family Abuse - Protective Order	FP	5	▲	+150.0%	+3	
	Other	OT	5	▲	-	+5	
	Relief of Custody	CR	5	▼	-28.6%	-2	
	Emergency Custody Order	EC	3	▲	+200.0%	+2	
	Civil Violation	CI	2	▲	-	+2	
	Juvenile Support	JS	2	▲	+100.0%	+1	
	Qualified Residential Treatment	QR	1	▼	-85.7%	-6	
	Capias	CA	0	▼	-100.0%	-1	
	Total			4,094	▲	4.6%	+179
	GRAND TOTAL			9,543	▲	3.4%	+318

* Compared to same time period as previous year
 9/12/2024 1:13:09PM

** Case Type Categories are defined in the 2017 Virginia Judicial Workload Assessment
 Source: SCV-SQL-Information

Dispositions by Major Case Category**

Category	Summary	Change	% Change	Absolute Change
Adult Criminal	2,302	▼	+1.8%	+41
Child Dependency	507	▼	+19.0%	+81
Child in Need of Services/Supervision	40	▼	+2.6%	+1
Custody and Visitation	2,582	▼	-4.6%	-124
Delinquency	644	▼	+26.3%	+134
Juvenile Miscellaneous	33	▲	+153.8%	+20
New to Workload Study	81	▲	-1.2%	-1
Other	1,250	▲	+9.6%	+109
Protective Orders	405	▲	-0.7%	-3
Support	1,608	▲	+2.6%	+40
Traffic	91	▲	+28.2%	+20
GRAND TOTAL	9,543	▲	3.4%	+318

* Compared to same time period as previous year
 9/12/2024 1:13:09PM

** Case Type Categories are defined in the 2017 Virginia Judicial Workload Assessment
 Source: SCV-SQL-Information

2024 Overall GRAND TOTAL		Distribution of Caseload			Change*		Percentage (%) of Caseload		
12,300 +1,359 12.4% 	Adult	6,380	52%	8.7% ▲	+508	Adult	2023	2024	
	Juvenile	5,920	48%	16.8% ▲	+851	Juvenile	53.7%	51.9%	
GRAND TOTAL		12,300	100%	12.4% ▲	+1,359	GRAND TOTAL	100%	100%	

Dispositions by Division & Code

Division	Case Type Description	Code	Summary	Change	% Change	Absolute Change	
Adult	Show Cause	SC	1,357	▲	+9.0%	+112	
	Civil Support	VS	1,282	▲	+45.4%	+400	
	Misdemeanor	CM	1,055	▼	-14.7%	-182	
	Other	OT	791	▲	+5.2%	+39	
	Capias	CA	777	▲	+27.4%	+167	
	Felony	CF	494	▼	-2.6%	-13	
	Family Abuse - Protective Order	FP	455	▼	-1.7%	-8	
	Motion - Protective Order	MP	71	▼	-24.5%	-23	
	Remand Support	RS	49	▲	+157.9%	+30	
	Violation of Protective Order	PV	21	▼	-40.0%	-14	
	Non-Family Abuse Protective Order	AP	14	▼	-39.1%	-9	
	Restricted License for Non-Support	SL	11	▲	+120.0%	+6	
	Protective Order	PC	3	▲	-	+3	
Total			6,380	▲	8.7%	+508	
Juvenile	Custody Visitation	CV	3,736	▲	+16.1%	+517	
	Misdemeanor	DM	689	▲	+18.4%	+107	
	Traffic	T	397	▲	+3.7%	+14	
	Felony	DF	215	▲	+1.4%	+3	
	Permanency Planning	PH	90	▲	+63.6%	+35	
	Foster Care Review	FC	87	▼	-2.2%	-2	
	Show Cause	SC	84	▼	+71.4%	+35	
	Special Immigrant Juvenile Status	SI	81	▲	+55.8%	+29	
	Paternity	PT	78	▲	+25.8%	+16	
	Abuse and Neglect	AN	77	▲	+10.0%	+7	
	Initial Foster Care	IF	67	▲	+52.3%	+23	
	Child In Need of Services	CS	49	▲	+22.5%	+9	
	Remand Visitation	RV	45	▲	+542.9%	+38	
	Remand Custody	RC	41	▲	+485.7%	+34	
	Status	ST	39	▲	+25.8%	+8	
	Terminate Parental Rights	TP	34	▲	+41.7%	+10	
	Capias	CA	31	▲	+47.6%	+10	
	Temporary Detention Order	TD	28	▼	-46.2%	-24	
	Non-Family Abuse Protective Order	AP	18	▼	-47.1%	-16	
	Mental Commitment	MC	5	▼	-50.0%	-5	
	Truancy	TR	5	▲	+66.7%	+2	
	Family Abuse - Protective Order	FP	4	▲	+300.0%	+3	
	Motion - Protective Order	MP	4	▲	+100.0%	+2	
	Other	OT	4	▼	-33.3%	-2	
	Voluntary Continuing Services and Support Agreem	VA	4	▲	+33.3%	+1	
	Relief of Custody	CR	3	↔	-	-	
	Emergency Custody Order	EC	2	▼	-60.0%	-3	
	Civil Violation	CI	1	↔	-	-	
	Emancipation	EP	1	▲	-	+1	
	Violation Family Abuse Protective Order	PS	1	▲	-	+1	
	Child at Risk	RI	0	▼	-100.0%	-2	
	Total			5,920	▲	16.8%	+851
	GRAND TOTAL			12,300	▲	12.4%	+1,359

* Compared to same time period as previous year
 9/12/2024 1:13:09PM

** Case Type Categories are defined in the 2017 Virginia Judicial Workload Assessment
 Source: SCV-SQL-Information

Dispositions by Major Case Category**

Category	Summary	Change	% Change	Absolute Change
Adult Criminal	2,633	▲	-1.8%	-48
Child Dependency	362	▲	+24.8%	+72
Child in Need of Services/Supervision	54	▼	+14.9%	+7
Custody and Visitation	3,814	▲	+16.2%	+533
Delinquency	1,020	▲	+18.6%	+160
Juvenile Miscellaneous	40	▲	+29.0%	+9
New to Workload Study	82	▲	+54.7%	+29
Other	965	▲	+12.5%	+107
Protective Orders	566	▲	-8.3%	-51
Support	2,367	▲	+28.6%	+527
Traffic	397	▲	+3.7%	+14
GRAND TOTAL	12,300	▲	12.4%	+1,359

* Compared to same time period as previous year
 9/12/2024 1:13:09PM

** Case Type Categories are defined in the 2017 Virginia Judicial Workload Assessment
 Source: SCV-SQL-Information

2024 Overall GRAND TOTAL		Distribution of Caseload		Change*		Percentage (%) of Caseload			
1,577	+104 7.1%	Adult	849	54%	12.7% ▲	+96	Adult	51.1%	53.8%
2024		Juvenile	728	46%	1.1% ▲	+8	Juvenile	48.9%	46.2%
2023		GRAND TOTAL	1,577	100%	7.1% ▲	+104	GRAND TOTAL	100%	100%

Dispositions by Division & Code

Division	Case Type Description	Code	Summary	Change	% Change	Absolute Change	
Adult	Misdemeanor	CM	189	▲	+22.7%	+35	
	Civil Support	VS	183	▲	+5.8%	+10	
	Show Cause	SC	144	▲	+23.1%	+27	
	Other	OT	118	▲	+100.0%	+59	
	Family Abuse - Protective Order	FP	68	▼	-39.3%	-44	
	Felony	CF	66	▲	+1.5%	+1	
	Capias	CA	45	▲	+15.4%	+6	
	Motion - Protective Order	MP	10	▼	-33.3%	-5	
	Non-Family Abuse Protective Order	AP	10	▲	+25.0%	+2	
	Remand Support	RS	9	▲	+350.0%	+7	
	Violation of Protective Order	PV	5	▼	-28.6%	-2	
	Restricted License for Non-Support	SL	1	▼	-50.0%	-1	
	Violation Family Abuse Protective Order	PS	1	▲	-	+1	
	Total			849	▲	12.7%	+96
Juvenile	Custody Visitation	CV	577	▲	+11.8%	+61	
	Misdemeanor	DM	32	▲	+28.0%	+7	
	Traffic	T	21	▼	-43.2%	-16	
	Felony	DF	16	▼	-46.7%	-14	
	Child In Need of Services	CS	12	▼	-25.0%	-4	
	Paternity	PT	9	▼	-47.1%	-8	
	Remand Custody	RC	9	▲	+800.0%	+8	
	Remand Visitation	RV	9	▲	+800.0%	+8	
	Special Immigrant Juvenile Status	SI	6	▲	+200.0%	+4	
	Show Cause	SC	5	▲	-	-	
	Status	ST	5	▲	-16.7%	-1	
	Non-Family Abuse Protective Order	AP	4	▼	-66.7%	-8	
	Temporary Detention Order	TD	4	▼	-33.3%	-2	
	Truancy	TR	4	▲	+100.0%	+2	
	Foster Care Review	FC	3	▼	-66.7%	-6	
	Other	OT	3	▼	-57.1%	-4	
	Emergency Custody Order	EC	2	▼	-33.3%	-1	
	Voluntary Continuing Services and Support Agreem	VA	2	▲	+100.0%	+1	
	Abuse and Neglect	AN	1	▼	-50.0%	-1	
	Capias	CA	1	▼	-50.0%	-1	
	Civil Violation	CI	1	▲	-	+1	
	Initial Foster Care	IF	1	▼	-75.0%	-3	
	Permanency Planning	PH	1	▲	-	+1	
	Entrustment	ET	0	▼	-100.0%	-7	
	Family Abuse - Protective Order	FP	0	▼	-100.0%	-2	
	Protective Order	PC	0	▼	-100.0%	-1	
	Relief of Custody	CR	0	▼	-100.0%	-4	
	Terminate Parental Rights	TP	0	▼	-100.0%	-2	
	Total			728	▲	1.1%	+8
	GRAND TOTAL			1,577	▲	7.1%	+104

Dispositions by Major Case Category**

Category	Summary	Change	% Change	Absolute Change
Adult Criminal	337	▲	+19.9%	+56
Child Dependency	8	▲	-72.4%	-21

* Compared to same time period as previous year
 9/12/2024 1:13:09PM

** Case Type Categories are defined in the 2017 Virginia Judicial Workload Assessment
 Source: SCV-SQL-Information

CPSS - JCMS CASELOAD STATISTICS OF THE JUVENILE & DOMESTIC RELATIONS DISTRICT COURTS
 January 2024 thru August 2024 Dispositions (Compared to January 2023 thru August 2023)

Caroline

District: 15 FIPS: 033

Child in Need of Services/Supervision	18	▲		0
Custody and Visitation	586	▼	+9.9%	+53
Delinquency	52	▼	-17.5%	-11
Juvenile Miscellaneous	5	▲	-16.7%	-1
New to Workload Study	7	▲	+250.0%	+5
Other	154	▲	+94.9%	+75
Protective Orders	92	▼	-38.3%	-57
Support	297	▼	+7.6%	+21
Traffic	21	▼	-43.2%	-16
GRAND TOTAL	1,577	▲	7.1%	+104

2024 Overall GRAND TOTAL		Distribution of Caseload		Change*		Percentage (%) of Caseload			
469 +71 17.8% 	2024 2023	Adult	280	60%	35.3% ▲	+73	Adult	52.0%	59.7%
		Juvenile	189	40%	-1.0% ▼	-2	Juvenile	48.0%	40.3%
GRAND TOTAL		469	100%	17.8% ▲	+71	GRAND TOTAL	100%	100%	

Dispositions by Division & Code

Division	Case Type Description	Code	Summary	Change	% Change	Absolute Change
Adult	Misdemeanor	CM	86	▲	+83.0%	+39
	Other	OT	58	▲	+61.1%	+22
	Civil Support	VS	52	▲	+2.0%	+1
	Show Cause	SC	34	▲	+41.7%	+10
	Felony	CF	25	▲	+13.6%	+3
	Family Abuse - Protective Order	FP	13	▼	-27.8%	-5
	Capias	CA	6	▼	-	-
	Motion - Protective Order	MP	5	▲	+66.7%	+2
	Non-Family Abuse Protective Order	AP	1	▲	-	+1
Total			280	▲	35.3%	+73
Juvenile	Custody Visitation	CV	97	▲	+14.1%	+12
	Misdemeanor	DM	29	▼	-27.5%	-11
	Traffic	T	22	▼	-26.7%	-8
	Show Cause	SC	15	▲	+1,400.0%	+14
	Felony	DF	10	▲	+900.0%	+9
	Status	ST	6	▼	-14.3%	-1
	Mental Commitment	MC	3	▲	+50.0%	+1
	Abuse and Neglect	AN	2	▼	-50.0%	-2
	Permanency Planning	PH	2	▼	-66.7%	-4
	Emergency Custody Order	EC	1	▲	-	+1
	Foster Care Review	FC	1	▲	-	+1
	Paternity	PT	1	▼	-80.0%	-4
	Child at Risk	RI	0	▼	-100.0%	-3
	Child In Need of Services	CS	0	▼	-100.0%	-1
	Initial Foster Care	IF	0	▼	-100.0%	-1
	Motion - Protective Order	MP	0	▼	-100.0%	-1
	Terminate Parental Rights	TP	0	▼	-100.0%	-3
	Voluntary Continuing Services and Support Agree	VA	0	▼	-100.0%	-1
	Total			189	▼	-1.0%
GRAND TOTAL			469	▲	17.8%	+71

Dispositions by Major Case Category**

Category	Summary	Change	% Change	Absolute Change	
Adult Criminal	139	▲	+59.8%	+52	
Child Dependency	5	▲	-72.2%	-13	
Child in Need of Services/Supervision	0	▼	-100.0%	-1	
Custody and Visitation	98	▼	+8.9%	+8	
Delinquency	54	▲	+28.6%	+12	
Juvenile Miscellaneous	6	▼	-14.3%	-1	
Other	62	▲	+63.2%	+24	
Protective Orders	19	▲	-13.6%	-3	
Support	64	▼	+1.6%	+1	
Traffic	22	▼	-26.7%	-8	
GRAND TOTAL		469	▲	17.8%	+71

* Compared to same time period as previous year
 9/12/2024 1:13:09PM

** Case Type Categories are defined in the 2017 Virginia Judicial Workload Assessment
 Source: SCV-SQL-Information

2024 Overall GRAND TOTAL		Distribution of Caseload			Change*		Percentage (%) of Caseload		
1,456	-146 -9.1%	Adult	741	51%	3.9% ▲	+28	Adult	44.5%	50.9%
2024		Juvenile	715	49%	-19.6% ▼	-174	Juvenile	55.5%	49.1%
2023		GRAND TOTAL	1,456	100%	-9.1% ▼	-146	GRAND TOTAL	100%	100%

Dispositions by Division & Code

Division	Case Type Description	Code	Summary	Change	% Change	Absolute Change	
Adult	Misdemeanor	CM	165	▲	+10.0%	+15	
	Other	OT	157	▲	+33.1%	+39	
	Civil Support	VS	119	▼	-23.2%	-36	
	Show Cause	SC	96	▼	-28.4%	-38	
	Family Abuse - Protective Order	FP	71	▲	+54.3%	+25	
	Felony	CF	70	▲	+112.1%	+37	
	Capias	CA	39	▼	-20.4%	-10	
	Motion - Protective Order	MP	8	▼	-38.5%	-5	
	Non-Family Abuse Protective Order	AP	6	▼	-25.0%	-2	
	Violation of Protective Order	PV	6	▲	+50.0%	+2	
	Remand Support	RS	4	▲	+100.0%	+2	
	Restricted License for Non-Support	SL	0	▼	-100.0%	-1	
	Total			741	▲	3.9%	+28
Juvenile	Custody Visitation	CV	333	▼	-41.7%	-238	
	Misdemeanor	DM	75	▲	+19.0%	+12	
	Traffic	T	47	▼	-16.1%	-9	
	Felony	DF	43	▲	+330.0%	+33	
	Foster Care Review	FC	32	▲	+166.7%	+20	
	Abuse and Neglect	AN	28	▲	+133.3%	+16	
	Mental Commitment	MC	24	▼	-20.0%	-6	
	Permanency Planning	PH	24	▲	+71.4%	+10	
	Initial Foster Care	IF	17	▲	+142.9%	+10	
	Terminate Parental Rights	TP	15	▲	+87.5%	+7	
	Paternity	PT	14	▼	-53.3%	-16	
	Status	ST	12	▲	+50.0%	+4	
	Remand Custody	RC	8	▲	+33.3%	+2	
	Remand Visitation	RV	8	↔		-	
	Child In Need of Services	CS	5	▼	-16.7%	-1	
	Emergency Custody Order	EC	5	▼	-54.5%	-6	
	Show Cause	SC	5	▲	+66.7%	+2	
	Non-Family Abuse Protective Order	AP	4	↔		-	
	Relief of Custody	CR	3	▲	+200.0%	+2	
	Truancy	TR	3	▼	-62.5%	-5	
	Motion - Protective Order	MP	2	▲	-	+2	
	Restoration of Parental Rights	RR	2	▲	-	+2	
	Temporary Detention Order	TD	2	▼	-71.4%	-5	
	Capias	CA	1	▼	-50.0%	-1	
	Civil Violation	CI	1	▼	-50.0%	-1	
	Entrustment	ET	1	▼	-50.0%	-1	
	Family Abuse - Protective Order	FP	1	▲	-	+1	
	Child at Risk	RI	0	▼	-100.0%	-1	
	Other	OT	0	▼	-100.0%	-3	
	Qualified Residential Treatment	QR	0	▼	-100.0%	-2	
	Voluntary Continuing Services and Support Agreem	VA	0	▼	-100.0%	-2	
	Total			715	▼	-19.6%	-174
	GRAND TOTAL			1,456	▼	-9.1%	-146

* Compared to same time period as previous year
 9/12/2024 1:13:09PM

** Case Type Categories are defined in the 2017 Virginia Judicial Workload Assessment
 Source: SCV-SQL-Information

Dispositions by Major Case Category**

Category	Summary	Change	% Change	Absolute Change
Adult Criminal	340	▲	+4.9%	+16
Child Dependency	120	▲	+96.7%	+59
Child in Need of Services/Supervision	8	▼	-46.7%	-7
Custody and Visitation	347	▼	-42.3%	-254
Delinquency	124	▲	+61.0%	+47
Juvenile Miscellaneous	12	▲	+50.0%	+4
New to Workload Study	1	▼	-50.0%	-1
Other	210	▲	+13.5%	+25
Protective Orders	92	▲	+29.6%	+21
Support	155	▼	-23.3%	-47
Traffic	47	▼	-16.1%	-9
GRAND TOTAL	1,456	▼	-9.1%	-146

* Compared to same time period as previous year
 9/12/2024 1:13:09PM

** Case Type Categories are defined in the 2017 Virginia Judicial Workload Assessment
 Source: SCV-SQL-Information

2024 Overall GRAND TOTAL		Distribution of Caseload			Change*		Percentage (%) of Caseload		
2,688	-179 -6.2%	Adult	1,321	49%	-10.3% ▼	-151	Adult	51.3%	49.1%
2024		Juvenile	1,367	51%	-2.0% ▼	-28	Juvenile	48.7%	50.9%
2023		GRAND TOTAL	2,688	100%	-6.2% ▼	-179	GRAND TOTAL	100%	100%

Dispositions by Division & Code

Division	Case Type Description	Code	Summary	Change	% Change	Absolute Change	
Adult	Civil Support	VS	308	▲	+9.6%	+27	
	Misdemeanor	CM	244	▼	-11.9%	-33	
	Show Cause	SC	238	▲	+12.8%	+27	
	Other	OT	188	▼	-26.8%	-69	
	Family Abuse - Protective Order	FP	123	▼	-7.5%	-10	
	Capias	CA	96	▼	-20.7%	-25	
	Felony	CF	76	▼	-38.2%	-47	
	Non-Family Abuse Protective Order	AP	21	▲	+23.5%	+4	
	Motion - Protective Order	MP	13	▼	-35.0%	-7	
	Violation of Protective Order	PV	8	▼	-71.4%	-20	
	Remand Support	RS	4	↔		-	
	Violation Family Abuse Protective Order	PS	2	▲	-	+2	
		Total		1,321	▼	-10.3%	-151
Juvenile	Custody Visitation	CV	901	▼	-5.4%	-51	
	Misdemeanor	DM	120	▲	+6.2%	+7	
	Traffic	T	111	▲	+42.3%	+33	
	Felony	DF	51	▲	+96.2%	+25	
	Foster Care Review	FC	36	▲	+56.5%	+13	
	Permanency Planning	PH	22	▼	-26.7%	-8	
	Show Cause	SC	20	▼	-63.6%	-35	
	Child In Need of Services	CS	16	▲	+77.8%	+7	
	Paternity	PT	11	▼	-26.7%	-4	
	Initial Foster Care	IF	9	↔		-	
	Remand Custody	RC	9	▲	+50.0%	+3	
	Remand Visitation	RV	9	▲	+50.0%	+3	
	Non-Family Abuse Protective Order	AP	8	▼	-55.6%	-10	
	Abuse and Neglect	AN	7	▼	-46.2%	-6	
	Capias	CA	7	▼	-30.0%	-3	
	Voluntary Continuing Services and Support Agreem	VA	7	▲	+250.0%	+5	
	Status	ST	6	▲		-	
	Other	OT	4	▲	+100.0%	+2	
	Terminate Parental Rights	TP	4	▲	-	+4	
	Truancy	TR	2	▼	-77.8%	-7	
	Civil Violation	CI	1	▲	-	+1	
	Emancipation	EP	1	▲	-	+1	
	Family Abuse - Protective Order	FP	1	↔		-	
	Motion - Protective Order	MP	1	▼	-66.7%	-2	
	Relief of Custody	CR	1	▼	-50.0%	-1	
	Special Immigrant Juvenile Status	SI	1	▼	-50.0%	-1	
	Temporary Detention Order	TD	1	▼	-50.0%	-1	
	Emergency Custody Order	EC	0	▼	-100.0%	-1	
	Qualified Residential Treatment	QR	0	▼	-100.0%	-2	
		Total		1,367	▼	-2.0%	-28
	GRAND TOTAL			2,688	▼	-6.2%	-179

Dispositions by Major Case Category**

Category	Summary	Change	% Change	Absolute Change
Adult Criminal	498	▲	-21.0%	-132
Child Dependency	86	▲	+6.2%	+5

* Compared to same time period as previous year
 9/12/2024 1:13:09PM

** Case Type Categories are defined in the 2017 Virginia Judicial Workload Assessment
 Source: SCV-SQL-Information

CPSS - JCMS CASELOAD STATISTICS OF THE JUVENILE & DOMESTIC RELATIONS DISTRICT COURTS
 January 2024 thru August 2024 Dispositions (Compared to January 2023 thru August 2023)

Child in Need of Services/Supervision	18	▼	-40.0%	-12
Custody and Visitation	912	▼	-5.7%	-55
Delinquency	198	▲	+3.1%	+6
Juvenile Miscellaneous	7	▲	+16.7%	+1
New to Workload Study	2	▲		0
Other	215	▼	-22.7%	-63
Protective Orders	167	▼	-13.0%	-25
Support	474	▲	+15.3%	+63
Traffic	111	▲	+42.3%	+33
GRAND TOTAL	2,688	▼	-6.2%	-179

2024 Overall GRAND TOTAL		Distribution of Caseload		Change*		Percentage (%) of Caseload			
923 -47 -4.8% 		Adult	438	47%	3.5% ▲	+15	Adult	43.6%	47.5%
		Juvenile	485	53%	-11.3% ▼	-62	Juvenile	56.4%	52.5%
		GRAND TOTAL	923	100%	-4.8% ▼	-47	GRAND TOTAL	100%	100%

Dispositions by Division & Code

Division	Case Type Description	Code	Summary	Change	% Change	Absolute Change	
Adult	Civil Support	VS	115	▼	-11.5%	-15	
	Misdemeanor	CM	73	▼	-15.1%	-13	
	Show Cause	SC	66	▲	-10.8%	-8	
	Other	OT	65	▲	+18.2%	+10	
	Felony	CF	47	▲	+161.1%	+29	
	Family Abuse - Protective Order	FP	30	▲	+15.4%	+4	
	Capias	CA	21	▲	+31.3%	+5	
	Motion - Protective Order	MP	10	▲	+11.1%	+1	
	Remand Support	RS	5	▲	+25.0%	+1	
	Non-Family Abuse Protective Order	AP	4	▲	+300.0%	+3	
	Violation of Protective Order	PV	2	▼	-50.0%	-2	
	Total		438	▲	3.5%	+15	
Juvenile	Custody Visitation	CV	309	▼	-7.8%	-26	
	Misdemeanor	DM	53	▲	+35.9%	+14	
	Traffic	T	25	▼	-49.0%	-24	
	Felony	DF	21	▲	+50.0%	+7	
	Abuse and Neglect	AN	14	▲	+180.0%	+9	
	Permanency Planning	PH	8	▲	+166.7%	+5	
	Child In Need of Services	CS	7	▲	+600.0%	+6	
	Paternity	PT	7	▼	-74.1%	-20	
	Remand Custody	RC	7	▼	-12.5%	-1	
	Remand Visitation	RV	7	▼	-12.5%	-1	
	Civil Violation	CI	6	▼	-64.7%	-11	
	Truancy	TR	5	▲	+150.0%	+3	
	Initial Foster Care	IF	4	▲	+33.3%	+1	
	Foster Care Review	FC	3	▼	-25.0%	-1	
	Voluntary Continuing Services and Support Agree	VA	3	↔	-	-	
	Capias	CA	2	▲	-	+2	
	Non-Family Abuse Protective Order	AP	1	▼	-83.3%	-5	
	Special Immigrant Juvenile Status	SI	1	▲	-	+1	
	Status	ST	1	▼	-50.0%	-1	
	Terminate Parental Rights	TP	1	↔	-	-	
	Motion - Protective Order	MP	0	▼	-100.0%	-1	
	Other	OT	0	▼	-100.0%	-7	
	Relief of Custody	CR	0	▼	-100.0%	-2	
	Show Cause	SC	0	▼	-100.0%	-3	
	Temporary Detention Order	TD	0	▼	-100.0%	-7	
		Total		485	▼	-11.3%	-62
	GRAND TOTAL			923	▼	-4.8%	-47

Dispositions by Major Case Category**

Category	Summary	Change	% Change	Absolute Change
Adult Criminal	188	▲	+2.7%	+5
Child Dependency	33	▲	+57.1%	+12
Child in Need of Services/Supervision	12	▲	+300.0%	+9
Custody and Visitation	316	▼	-12.7%	-46
Delinquency	76	▲	+35.7%	+20
Juvenile Miscellaneous	1	▼	-50.0%	-1

* Compared to same time period as previous year
 9/12/2024 1:13:09PM

** Case Type Categories are defined in the 2017 Virginia Judicial Workload Assessment
 Source: SCV-SQL-Information

New to Workload Study	7	▲	-58.8%	-10
Other	84	▼	-5.6%	-5
Protective Orders	45	▲	+4.7%	+2
Support	136	▲	-6.2%	-9
Traffic	25	▼	-49.0%	-24
GRAND TOTAL	923	▼	-4.8%	-47

2024 Overall GRAND TOTAL		Distribution of Caseload		Change*		Percentage (%) of Caseload			
333 +18 5.7% 		Adult	210	63%	13.5% ▲	+25	Adult	58.7%	63.1%
		Juvenile	123	37%	-5.4% ▼	-7	Juvenile	41.3%	36.9%
		GRAND TOTAL	333	100%	5.7% ▲	+18	GRAND TOTAL	100%	100%

Dispositions by Division & Code

Division	Case Type Description	Code	Summary	Change	% Change	Absolute Change
Adult	Civil Support	VS	45	▲	+32.4%	+11
	Show Cause	SC	43	▲	+34.4%	+11
	Other	OT	41	▲	+46.4%	+13
	Misdemeanor	CM	30	▼	-28.6%	-12
	Capias	CA	23	▲	+91.7%	+11
	Family Abuse - Protective Order	FP	10	▼	-33.3%	-5
	Felony	CF	7	▼	-63.2%	-12
	Motion - Protective Order	MP	4	▲	+300.0%	+3
	Non-Family Abuse Protective Order	AP	4	▲	+100.0%	+2
	Criminal Support	CS	1	▲	-	+1
	Remand Support	RS	1	▲	-	+1
	Violation of Protective Order	PV	1	▲	-	+1
	Total		210	▲	13.5%	+25
Juvenile	Custody Visitation	CV	70	▼	-17.6%	-15
	Misdemeanor	DM	20	▲	+33.3%	+5
	Traffic	T	6	▼	-62.5%	-10
	Remand Custody	RC	5	▲	-	+5
	Remand Visitation	RV	5	▲	-	+5
	Truancy	TR	5	▲	+66.7%	+2
	Child In Need of Services	CS	4	↔	-	-
	Paternity	PT	3	▲	+50.0%	+1
	Emancipation	EP	1	▲	-	+1
	Foster Care Review	FC	1	▼	-50.0%	-1
	Non-Family Abuse Protective Order	AP	1	▲	-	+1
	Temporary Detention Order	TD	1	↔	-	-
	Terminate Parental Rights	TP	1	▲	-	+1
	Show Cause	SC	0	▼	-100.0%	-1
	Voluntary Continuing Services and Support Agree	VA	0	▼	-100.0%	-1
		Total		123	▼	-5.4%
GRAND TOTAL			333	▲	5.7%	+18

Dispositions by Major Case Category**

Category	Summary	Change	% Change	Absolute Change
Adult Criminal	80	▲	-14.9%	-14
Child Dependency	2	▲	-33.3%	-1
Child in Need of Services/Supervision	9	▼	+12.5%	+1
Custody and Visitation	73	▲	-16.1%	-14
Delinquency	20	▲	+33.3%	+5
Juvenile Miscellaneous	1	▲	-	+1
Other	53	▲	+82.8%	+24
Protective Orders	19	▲	+5.6%	+1
Support	70	▲	+55.6%	+25
Traffic	6	▼	-62.5%	-10
GRAND TOTAL	333	▲	5.7%	+18

* Compared to same time period as previous year
 9/12/2024 1:13:09PM

** Case Type Categories are defined in the 2017 Virginia Judicial Workload Assessment
 Source: SCV-SQL-Information

2024 Overall GRAND TOTAL		Distribution of Caseload		Change*		Percentage (%) of Caseload			
363	-40 -9.9%	Adult	208	57%	-8.4%	-19	Adult	56.3%	57.3%
2024		Juvenile	155	43%	-11.9%	-21	Juvenile	43.7%	42.7%
2023		GRAND TOTAL	363	100%	-9.9%	-40	GRAND TOTAL	100%	100%

Dispositions by Division & Code

Division	Case Type Description	Code	Summary	Change	% Change	Absolute Change
Adult	Misdemeanor	CM	68	▲	+1.5%	+1
	Other	OT	38	↔		-
	Show Cause	SC	31	▼	-13.9%	-5
	Civil Support	VS	27	▼	-15.6%	-5
	Family Abuse - Protective Order	FP	18	▲	+28.6%	+4
	Felony	CF	11	▼	-26.7%	-4
	Capias	CA	9	▼	-30.8%	-4
	Motion - Protective Order	MP	3	▼	-25.0%	-1
	Violation of Protective Order	PV	2	▼	-33.3%	-1
	Non-Family Abuse Protective Order	AP	1	↔		-
	Remand Support	RS	0	▼	-100.0%	-2
	Violation Family Abuse Protective Order	PS	0	▼	-100.0%	-2
	Total			208	▼	-8.4%
Juvenile	Custody Visitation	CV	101	▲	+2.0%	+2
	Misdemeanor	DM	16	▲	+6.7%	+1
	Traffic	T	8	▼	-38.5%	-5
	Child In Need of Services	CS	6	▼	-50.0%	-6
	Truancy	TR	5	▼	-54.5%	-6
	Felony	DF	4	▼	-33.3%	-2
	Foster Care Review	FC	4	▲	-	+4
	Paternity	PT	3	▼	-50.0%	-3
	Show Cause	SC	3	▼	-57.1%	-4
	Terminate Parental Rights	TP	2	▲	-	+2
	Non-Family Abuse Protective Order	AP	1	↔		-
	Status	ST	1	↔		-
	Temporary Detention Order	TD	1	▲	-	+1
	Remand Custody	RC	0	▼	-100.0%	-3
	Remand Visitation	RV	0	▼	-100.0%	-2
Total			155	▼	-11.9%	-21
GRAND TOTAL			363	▼	-9.9%	-40

Dispositions by Major Case Category**

Category	Summary	Change	% Change	Absolute Change	
Adult Criminal	109	▼	-7.6%	-9	
Child Dependency	6	▲	-	+6	
Child in Need of Services/Supervision	11	▼	-56.0%	-14	
Custody and Visitation	104	▼	-1.0%	-1	
Delinquency	23	▼	-11.5%	-3	
Juvenile Miscellaneous	1	↔		0	
Other	39	▲	-13.3%	-6	
Protective Orders	23	▲	+15.0%	+3	
Support	39	▼	-22.0%	-11	
Traffic	8	▼	-38.5%	-5	
GRAND TOTAL		363	▼	-9.9%	-40

* Compared to same time period as previous year
 9/12/2024 1:13:09PM

** Case Type Categories are defined in the 2017 Virginia Judicial Workload Assessment
 Source: SCV-SQL-Information

2024 Overall GRAND TOTAL		Distribution of Caseload		Change*		Percentage (%) of Caseload			
183	-69 -27.4%	Adult	103	56%	-24.8% ▼	-34	Adult	54.4%	56.3%
2024		Juvenile	80	44%	-30.4% ▼	-35	Juvenile	45.6%	43.7%
2023		GRAND TOTAL	183	100%	-27.4% ▼	-69	GRAND TOTAL	100%	100%

Dispositions by Division & Code

Division	Case Type Description	Code	Summary	Change	% Change	Absolute Change
Adult	Misdemeanor	CM	32	▼	-31.9%	-15
	Other	OT	15	▼	-44.4%	-12
	Show Cause	SC	14	▲	+7.7%	+1
	Civil Support	VS	13	▼	-59.4%	-19
	Capias	CA	10	▲	+100.0%	+5
	Family Abuse - Protective Order	FP	9	▲	+125.0%	+5
	Felony	CF	8	▲	+60.0%	+3
	Non-Family Abuse Protective Order	AP	1	▲	-	+1
	Restricted License for Non-Support	SL	1	▲	-	+1
	Motion - Protective Order	MP	0	▼	-100.0%	-2
	Remand Support	RS	0	▼	-100.0%	-1
	Violation Family Abuse Protective Order	PS	0	▼	-100.0%	-1
		Total		103	▼	-24.8%
Juvenile	Custody Visitation	CV	44	▼	-25.4%	-15
	Traffic	T	12	▼	-25.0%	-4
	Misdemeanor	DM	11	▼	-15.4%	-2
	Child In Need of Services	CS	4	▲	+300.0%	+3
	Show Cause	SC	4	▲	+33.3%	+1
	Truancy	TR	3	▲	+200.0%	+2
	Abuse and Neglect	AN	1	▲	-	+1
	Status	ST	1	↔	-	-
	Capias	CA	0	▼	-100.0%	-2
	Felony	DF	0	▼	-100.0%	-6
	Foster Care Review	FC	0	▼	-100.0%	-1
	Non-Family Abuse Protective Order	AP	0	▼	-100.0%	-2
	Paternity	PT	0	▼	-100.0%	-7
	Permanency Planning	PH	0	▼	-100.0%	-3
		Total		80	▼	-30.4%
GRAND TOTAL			183	▼	-27.4%	-69

Dispositions by Major Case Category**

Category	Summary	Change	% Change	Absolute Change
Adult Criminal	55	▲	-11.3%	-7
Child Dependency	1	▲	-75.0%	-3
Child in Need of Services/Supervision	9	▲	+350.0%	+7
Custody and Visitation	44	▼	-33.3%	-22
Delinquency	13	▼	-45.8%	-11
Juvenile Miscellaneous	1	↔	-	0
Other	15	▼	-46.4%	-13
Protective Orders	10	▲	+25.0%	+2
Support	23	▲	-43.9%	-18
Traffic	12	▼	-25.0%	-4
GRAND TOTAL	183	▼	-27.4%	-69

2024 Overall GRAND TOTAL		Distribution of Caseload			Change*		Percentage (%) of Caseload		
5,784	-112 -1.9%	Adult	2,958	51%	2.7% ▲	+78	Adult	48.8%	51.1%
		Juvenile	2,826	49%	-6.3% ▼	-190	Juvenile	51.2%	48.9%
		GRAND TOTAL	5,784	100%	-1.9% ▼	-112	GRAND TOTAL	100%	100%

Dispositions by Division & Code

Division	Case Type Description	Code	Summary	Change	% Change	Absolute Change
Adult	Civil Support	VS	653	▲	+3.8%	+24
	Show Cause	SC	601	▼	-4.1%	-26
	Misdemeanor	CM	474	▲	+2.6%	+12
	Other	OT	451	▲	+0.4%	+2
	Felony	CF	263	▲	+12.9%	+30
	Family Abuse - Protective Order	FP	232	▲	+19.6%	+38
	Capias	CA	131	▼	-5.1%	-7
	Remand Support	RS	61	▲	+19.6%	+10
	Motion - Protective Order	MP	55	▲	+27.9%	+12
	Non-Family Abuse Protective Order	AP	24	▲	+26.3%	+5
	Criminal Support	CS	4	▼	-42.9%	-3
	Restricted License for Non-Support	SL	4	▲	+100.0%	+2
	Violation of Protective Order	PV	4	▼	-82.6%	-19
	Protective Order	PC	1	▲	-	+1
Violation Family Abuse Protective Order	PS	0	▼	-100.0%	-3	
	Total		2,958	▲	2.7%	+78
Juvenile	Custody Visitation	CV	1,850	▼	-12.7%	-268
	Misdemeanor	DM	271	▲	+27.2%	+58
	Felony	DF	89	▲	+74.5%	+38
	Remand Custody	RC	87	▲	+24.3%	+17
	Remand Visitation	RV	86	▲	+24.6%	+17
	Paternity	PT	74	▲	+7.2%	+5
	Traffic	T	59	▼	-20.3%	-15
	Show Cause	SC	37	▲	+15.6%	+5
	Foster Care Review	FC	34	▼	-30.6%	-15
	Abuse and Neglect	AN	30	▼	-9.1%	-3
	Non-Family Abuse Protective Order	AP	30	▼	-26.8%	-11
	Permanency Planning	PH	25	↔	-	-
	Truancy	TR	25	▲	+31.6%	+6
	Status	ST	22	▲	+120.0%	+12
	Child In Need of Services	CS	21	▲	+23.5%	+4
	Voluntary Continuing Services and Support Agreem	VA	20	▲	+53.8%	+7
	Other	OT	10	▲	+25.0%	+2
	Terminate Parental Rights	TP	9	▼	-50.0%	-9
	Initial Foster Care	IF	8	▼	-57.9%	-11
	Temporary Detention Order	TD	8	▼	-63.6%	-14
	Child at Risk	RI	7	▼	-63.2%	-12
	Relief of Custody	CR	6	▼	-40.0%	-4
	Special Immigrant Juvenile Status	SI	6	▲	+200.0%	+4
	Emergency Custody Order	EC	4	▼	-20.0%	-1
	Motion - Protective Order	MP	3	↔	-	-
	Capias	CA	2	▲	+100.0%	+1
	Violation Family Abuse Protective Order	PS	2	▲	-	+2
	Family Abuse - Protective Order	FP	1	▼	-50.0%	-1
	Emancipation	EP	0	▼	-100.0%	-1
	Qualified Residential Treatment	QR	0	▼	-100.0%	-3
		Total		2,826	▼	-6.3%
	GRAND TOTAL		5,784	▼	-1.9%	-112

* Compared to same time period as previous year
 9/12/2024 1:13:09PM

** Case Type Categories are defined in the 2017 Virginia Judicial Workload Assessment
 Source: SCV-SQL-Information

Dispositions by Major Case Category**

Category	Summary	Change	% Change	Absolute Change
Adult Criminal	1,113	▲	+1.3%	+14
Child Dependency	139	▼	-26.5%	-50
Child in Need of Services/Supervision	47	▲	+30.6%	+11
Custody and Visitation	1,924	▼	-12.0%	-263
Delinquency	400	▲	+34.7%	+103
Juvenile Miscellaneous	22	▲	+100.0%	+11
New to Workload Study	6	▲	+200.0%	+4
Other	707	▲	+4.9%	+33
Protective Orders	345	▼	+14.2%	+43
Support	1,022	▲	-0.3%	-3
Traffic	59	▼	-20.3%	-15
GRAND TOTAL	5,784	▼	-1.9%	-112

* Compared to same time period as previous year
 9/12/2024 1:13:09PM

** Case Type Categories are defined in the 2017 Virginia Judicial Workload Assessment
 Source: SCV-SQL-Information

2024 Overall GRAND TOTAL		Distribution of Caseload			Change*		Percentage (%) of Caseload		
5,895 -33 -0.6% 		Adult	2,945	50%	-2.4% ▼	-73	Adult	50.9%	50.0%
		Juvenile	2,950	50%	1.4% ▲	+40	Juvenile	49.1%	50.0%
		GRAND TOTAL	5,895	100%	-0.6% ▼	-33	GRAND TOTAL	100%	100%

Dispositions by Division & Code

Division	Case Type Description	Code	Summary	Change	% Change	Absolute Change	
Adult	Misdemeanor	CM	640	▼	-6.3%	-43	
	Civil Support	VS	609	▼	-1.1%	-7	
	Other	OT	493	▼	-13.2%	-75	
	Show Cause	SC	434	▲	+5.3%	+22	
	Felony	CF	289	▲	+15.6%	+39	
	Capias	CA	221	▼	-11.2%	-28	
	Family Abuse - Protective Order	FP	195	▲	+5.4%	+10	
	Non-Family Abuse Protective Order	AP	31	▲	+244.4%	+22	
	Remand Support	RS	14	▲	+16.7%	+2	
	Motion - Protective Order	MP	8	▼	-42.9%	-6	
	Violation of Protective Order	PV	4	▼	-71.4%	-10	
	Emergency Custody Order	EC	2	▲	-	+2	
	Restricted License for Non-Support	SL	2	▼	-50.0%	-2	
	Violation Family Abuse Protective Order	PS	2	↔	-	-	
Criminal Support	CS	1	▲	-	+1		
	Total		2,945	▼	-2.4%	-73	
Juvenile	Custody Visitation	CV	1,730	▼	-3.2%	-57	
	Paternity	PT	332	▲	+6.4%	+20	
	Misdemeanor	DM	288	▲	+8.3%	+22	
	Traffic	T	124	▲	+5.1%	+6	
	Felony	DF	105	▼	-2.8%	-3	
	Status	ST	45	▲	+28.6%	+10	
	Special Immigrant Juvenile Status	SI	38	▲	+245.5%	+27	
	Permanency Planning	PH	32	▲	+39.1%	+9	
	Foster Care Review	FC	30	▲	+7.1%	+2	
	Show Cause	SC	29	▲	+123.1%	+16	
	Civil Violation	CI	26	▲	+18.2%	+4	
	Other	OT	20	▲	+66.7%	+8	
	Temporary Detention Order	TD	19	▲	+5.6%	+1	
	Child In Need of Services	CS	18	▲	+28.6%	+4	
	Terminate Parental Rights	TP	18	▲	+125.0%	+10	
	Initial Foster Care	IF	17	▲	+30.8%	+4	
	Abuse and Neglect	AN	16	▼	-44.8%	-13	
	Capias	CA	14	▼	-17.6%	-3	
	Non-Family Abuse Protective Order	AP	12	▲	+140.0%	+7	
	Truancy	TR	12	▲	+1,100.0%	+11	
	Emergency Custody Order	EC	6	▼	-60.0%	-9	
	Remand Custody	RC	6	▼	-73.9%	-17	
	Remand Visitation	RV	6	▼	-73.9%	-17	
	Family Abuse - Protective Order	FP	2	↔	-	-	
	Relief of Custody	CR	2	▲	-	+2	
	Child at Risk	RI	1	▲	-	+1	
	Motion - Protective Order	MP	1	▲	-	+1	
	Voluntary Continuing Services and Support Agreem	VA	1	▲	-	+1	
	Emancipation	EP	0	▼	-100.0%	-1	
	Entrustment	ET	0	▼	-100.0%	-1	
	Qualified Residential Treatment	QR	0	▼	-100.0%	-4	
	Violation Family Abuse Protective Order	PS	0	▼	-100.0%	-1	
		Total		2,950	▲	1.4%	+40
		GRAND TOTAL		5,895	▼	-0.6%	-33

* Compared to same time period as previous year
 9/12/2024 1:13:09PM

** Case Type Categories are defined in the 2017 Virginia Judicial Workload Assessment
 Source: SCV-SQL-Information

Dispositions by Major Case Category**

Category	Summary	Change	% Change	Absolute Change
Adult Criminal	1,460	▼	-2.2%	-33
Child Dependency	117	▲	+10.4%	+11
Child in Need of Services/Supervision	33	▲	+120.0%	+18
Custody and Visitation	2,062	▲	-1.8%	-37
Delinquency	433	▼	+6.9%	+28
Juvenile Miscellaneous	45	▲	+25.0%	+9
New to Workload Study	64	▲	+93.9%	+31
Other	566	▲	-15.6%	-105
Protective Orders	249	▲	+15.8%	+34
Support	742	▲	+0.7%	+5
Traffic	124	▲	+5.1%	+6
GRAND TOTAL	5,895	▼	-0.6%	-33

* Compared to same time period as previous year
 9/12/2024 1:13:09PM

** Case Type Categories are defined in the 2017 Virginia Judicial Workload Assessment
 Source: SCV-SQL-Information

2024 Overall GRAND TOTAL		Distribution of Caseload		Change*		Percentage (%) of Caseload		
884	-122 -12.1%	Adult	444 50%	-11.6% ▼	-58	Adult	49.9%	50.2%
2024		Juvenile	440 50%	-12.7% ▼	-64	Juvenile	50.1%	49.8%
2023		GRAND TOTAL	884 100%	-12.1% ▼	-122	GRAND TOTAL	100%	100%

Dispositions by Division & Code

Division	Case Type Description	Code	Summary	Change	% Change	Absolute Change	
Adult	Other	OT	101	▲	+18.8%	+16	
	Show Cause	SC	84	▼	-18.4%	-19	
	Misdemeanor	CM	80	▼	-25.2%	-27	
	Civil Support	VS	76	▼	-28.3%	-30	
	Family Abuse - Protective Order	FP	40	▲	+2.6%	+1	
	Felony	CF	31	▲	+55.0%	+11	
	Capias	CA	19	▲	+5.6%	+1	
	Motion - Protective Order	MP	5	▼	-50.0%	-5	
	Remand Support	RS	3	▲	+200.0%	+2	
	Non-Family Abuse Protective Order	AP	2	▼	-75.0%	-6	
	Violation of Protective Order	PV	2	▼	-33.3%	-1	
	Restricted License for Non-Support	SL	1	↔		-	
	Violation Family Abuse Protective Order	PS	0	▼	-100.0%	-1	
	Total		444	▼	-11.6%	-58	
Juvenile	Custody Visitation	CV	295	▼	-18.3%	-66	
	Misdemeanor	DM	44	▲	+57.1%	+16	
	Traffic	T	16	▲	+14.3%	+2	
	Child In Need of Services	CS	13	▲	+116.7%	+7	
	Truancy	TR	10	↔		-	
	Paternity	PT	9	▼	-47.1%	-8	
	Show Cause	SC	9	▼	-70.0%	-21	
	Remand Custody	RC	8	▲	-	+8	
	Remand Visitation	RV	8	▲	-	+8	
	Child at Risk	RI	7	▲	-	+7	
	Foster Care Review	FC	4	▼	-33.3%	-2	
	Permanency Planning	PH	4	▼	-33.3%	-2	
	Motion - Protective Order	MP	3	▲	+50.0%	+1	
	Non-Family Abuse Protective Order	AP	2	▲	+100.0%	+1	
	Other	OT	2	↔		-	
	Abuse and Neglect	AN	1	▲	-	+1	
	Civil Violation	CI	1	▲	-	+1	
	Emergency Custody Order	EC	1	↔		-	
	Initial Foster Care	IF	1	▼	-50.0%	-1	
	Temporary Detention Order	TD	1	▼	-80.0%	-4	
	Voluntary Continuing Services and Support Agree	VA	1	▼	-75.0%	-3	
	Capias	CA	0	▼	-100.0%	-1	
	Felony	DF	0	▼	-100.0%	-5	
	Status	ST	0	▼	-100.0%	-2	
	Terminate Parental Rights	TP	0	▼	-100.0%	-1	
		Total		440	▼	-12.7%	-64
		GRAND TOTAL		884	▼	-12.1%	-122

Dispositions by Major Case Category**

Category	Summary	Change	% Change	Absolute Change
Adult Criminal	190	▼	-15.6%	-35
Child Dependency	18	▲	-5.3%	-1
Child in Need of Services/Supervision	23	▲	+43.8%	+7
Custody and Visitation	304	▼	-19.6%	-74
Delinquency	53	▼	-17.2%	-11

* Compared to same time period as previous year
 9/12/2024 1:13:09PM

** Case Type Categories are defined in the 2017 Virginia Judicial Workload Assessment
 Source: SCV-SQL-Information

Juvenile Miscellaneous	0	▼	-100.0%	-2
New to Workload Study	1	▲	-	+1
Other	124	▲	+31.9%	+30
Protective Orders	52	▲	-13.3%	-8
Support	103	▼	-23.1%	-31
Traffic	16	▲	+14.3%	+2
GRAND TOTAL	884	▼	-12.1%	-122

2024 Overall GRAND TOTAL		Distribution of Caseload			Change*		Percentage (%) of Caseload		
2,316	-110 -4.5%	Adult	1,160	50%	3.1% ▲	+35	Adult	46.4%	50.1%
2024		Juvenile	1,156	50%	-11.1% ▼	-145	Juvenile	53.6%	49.9%
2023		GRAND TOTAL	2,316	100%	-4.5% ▼	-110	GRAND TOTAL	100%	100%

Dispositions by Division & Code

Division	Case Type Description	Code	Summary	Change	% Change	Absolute Change	
Adult	Show Cause	SC	266	▲	+6.4%	+16	
	Misdemeanor	CM	243	▲	+10.5%	+23	
	Other	OT	232	▲	+45.0%	+72	
	Civil Support	VS	154	▼	-7.8%	-13	
	Family Abuse - Protective Order	FP	75	▲	+63.0%	+29	
	Felony	CF	59	▼	-29.8%	-25	
	Capias	CA	55	▼	-27.6%	-21	
	Non-Family Abuse Protective Order	AP	33	▼	-40.0%	-22	
	Motion - Protective Order	MP	23	▼	-34.3%	-12	
	Violation of Protective Order	PV	15	▼	-34.8%	-8	
	Remand Support	RS	4	▼	-42.9%	-3	
	Violation Family Abuse Protective Order	PS	1	↔		-	
	Restricted License for Non-Support	SL	0	▼	-100.0%	-1	
	Total		1,160	▲	3.1%	+35	
Juvenile	Custody Visitation	CV	554	▼	-21.8%	-154	
	Misdemeanor	DM	96	▲	+10.3%	+9	
	Traffic	T	93	▼	-7.0%	-7	
	Abuse and Neglect	AN	60	▼	-9.1%	-6	
	Permanency Planning	PH	47	▼	-7.8%	-4	
	Foster Care Review	FC	43	▲	+48.3%	+14	
	Initial Foster Care	IF	41	▲	+156.3%	+25	
	Felony	DF	27	▼	-64.0%	-48	
	Motion - Protective Order	MP	25	▲	+31.6%	+6	
	Special Immigrant Juvenile Status	SI	24	▼	-31.4%	-11	
	Paternity	PT	23	▲	+76.9%	+10	
	Terminate Parental Rights	TP	17	▲	+6.3%	+1	
	Child In Need of Services	CS	13	▼	-31.6%	-6	
	Non-Family Abuse Protective Order	AP	12	▲	+140.0%	+7	
	Temporary Detention Order	TD	12	▼	-20.0%	-3	
	Truancy	TR	11	▲	+22.2%	+2	
	Remand Custody	RC	9	▲	-	+9	
	Remand Visitation	RV	9	▲	-	+9	
	Status	ST	9	▼	-30.8%	-4	
	Relief of Custody	CR	8	▲	+166.7%	+5	
	Emergency Custody Order	EC	6	▼	-25.0%	-2	
	Other	OT	5	▲	+150.0%	+3	
	Family Abuse - Protective Order	FP	4	▲	+300.0%	+3	
	Voluntary Continuing Services and Support Agreem	VA	3	▼	-25.0%	-1	
	Civil Violation	CI	2	↔		-	
	Show Cause	SC	2	▼	-50.0%	-2	
	Restoration of Parental Rights	RR	1	▲	-	+1	
	Qualified Residential Treatment	QR	0	▼	-100.0%	-1	
		Total		1,156	▼	-11.1%	-145
		GRAND TOTAL		2,316	▼	-4.5%	-110

Dispositions by Major Case Category**

Category	Summary	Change	% Change	Absolute Change
Adult Criminal	554	▼	+3.6%	+19
Child Dependency	219	▲	+17.7%	+33

* Compared to same time period as previous year
 9/12/2024 1:13:09PM

** Case Type Categories are defined in the 2017 Virginia Judicial Workload Assessment
 Source: SCV-SQL-Information

CPSS - JCMS CASELOAD STATISTICS OF THE JUVENILE & DOMESTIC RELATIONS DISTRICT COURTS
 January 2024 thru August 2024 Dispositions (Compared to January 2023 thru August 2023)

Child in Need of Services/Supervision	24	▼	-14.3%	-4
Custody and Visitation	577	▲	-20.0%	-144
Delinquency	125	▼	-24.7%	-41
Juvenile Miscellaneous	9	▼	-30.8%	-4
New to Workload Study	26	▼	-29.7%	-11
Other	278	▲	+44.8%	+86
Protective Orders	172	▲	+6.8%	+11
Support	239	▼	-16.7%	-48
Traffic	93	▼	-7.0%	-7
GRAND TOTAL	2,316	▼	-4.5%	-110

2024 Overall GRAND TOTAL		Distribution of Caseload			Change*		Percentage (%) of Caseload		
1,226	-173 -12.4%	Adult	771	63%	-5.7% ▼	-47	Adult	58.5%	62.9%
2024		Juvenile	455	37%	-21.7% ▼	-126	Juvenile	41.5%	37.1%
2023		GRAND TOTAL	1,226	100%	-12.4% ▼	-173	GRAND TOTAL	100%	100%

Dispositions by Division & Code

Division	Case Type Description	Code	Summary	Change	% Change	Absolute Change
Adult	Show Cause	SC	196	▲	+13.3%	+23
	Misdemeanor	CM	172	↔		-
	Other	OT	147	▼	-23.4%	-45
	Capias	CA	86	▼	+2.4%	+2
	Civil Support	VS	83	▲	+10.7%	+8
	Family Abuse - Protective Order	FP	34	▼	-29.2%	-14
	Felony	CF	30	▼	-11.8%	-4
	Violation of Protective Order	PV	10	▼	-16.7%	-2
	Motion - Protective Order	MP	8	▼	-50.0%	-8
	Non-Family Abuse Protective Order	AP	4	▼	-33.3%	-2
	Remand Support	RS	1	▼	-75.0%	-3
	Restricted License for Non-Support	SL	0	▼	-100.0%	-2
	Total			771	▼	-5.7%
Juvenile	Custody Visitation	CV	176	▼	-34.3%	-92
	Misdemeanor	DM	64	▼	-9.9%	-7
	Abuse and Neglect	AN	39	▲	+56.0%	+14
	Foster Care Review	FC	35	▲	+75.0%	+15
	Initial Foster Care	IF	30	▲	+275.0%	+22
	Traffic	T	25	▼	-16.7%	-5
	Felony	DF	21	▼	-32.3%	-10
	Permanency Planning	PH	16	▼	-23.8%	-5
	Paternity	PT	9	▼	-18.2%	-2
	Special Immigrant Juvenile Status	SI	8	▲	+60.0%	+3
	Temporary Detention Order	TD	5	▼	-78.3%	-18
	Terminate Parental Rights	TP	4	↔		-
	Child In Need of Services	CS	3	▼	-40.0%	-2
	Motion - Protective Order	MP	3	▼	-50.0%	-3
	Non-Family Abuse Protective Order	AP	3	▼	-75.0%	-9
	Other	OT	3	▲	-62.5%	-5
	Show Cause	SC	3	▼	-40.0%	-2
	Voluntary Continuing Services and Support Agree	VA	3	▲	+50.0%	+1
	Emergency Custody Order	EC	2	▼	-81.8%	-9
	Family Abuse - Protective Order	FP	2	▲	-	+2
	Status	ST	1	▼	-90.9%	-10
	Relief of Custody	CR	0	▼	-100.0%	-1
	Remand Custody	RC	0	▼	-100.0%	-1
Truancy	TR	0	▼	-100.0%	-2	
Total			455	▼	-21.7%	-126
GRAND TOTAL			1,226	▼	-12.4%	-173




Dispositions by Major Case Category**

Category	Summary	Change	% Change	Absolute Change
Adult Criminal	391	▲	+6.8%	+25
Child Dependency	127	▲	+56.8%	+46
Child in Need of Services/Supervision	3	▼	-57.1%	-4
Custody and Visitation	185	▼	-33.7%	-94
Delinquency	88	▼	-17.8%	-19
Juvenile Miscellaneous	2	▲	-81.8%	-9

* Compared to same time period as previous year
 9/12/2024 1:13:09PM

** Case Type Categories are defined in the 2017 Virginia Judicial Workload Assessment
 Source: SCV-SQL-Information

New to Workload Study	8	▲	+60.0%	+3
Other	157	▼	-34.3%	-82
Protective Orders	54	▲	-38.6%	-34
Support	186	▼		0
Traffic	25	▼	-16.7%	-5
GRAND TOTAL	1,226	▼	-12.4%	-173

2024 Overall GRAND TOTAL		Distribution of Caseload			Change*		Percentage (%) of Caseload		
2,340	-42 -1.8%	Adult	1,223	52%	-5.7% ▼	-74	Adult	54.5%	52.3%
2024 		Juvenile	1,117	48%	2.9% ▲	+32	Juvenile	45.5%	47.7%
2023 		GRAND TOTAL	2,340	100%	-1.8% ▼	-42	GRAND TOTAL	100%	100%

Dispositions by Division & Code

Division	Case Type Description	Code	Summary	Change	% Change	Absolute Change	
Adult	Show Cause	SC	335	▲	-20.6%	-87	
	Civil Support	VS	227	▼	-2.2%	-5	
	Misdemeanor	CM	225	▲	+3.7%	+8	
	Other	OT	131	▼	+8.3%	+10	
	Capias	CA	117	▲	+27.2%	+25	
	Family Abuse - Protective Order	FP	70	▼	-4.1%	-3	
	Felony	CF	52	▼	-37.3%	-31	
	Motion - Protective Order	MP	34	▲	+47.8%	+11	
	Remand Support	RS	12	▲	+20.0%	+2	
	Violation of Protective Order	PV	9	▲	+12.5%	+1	
	Non-Family Abuse Protective Order	AP	6	▼	-25.0%	-2	
	Restricted License for Non-Support	SL	5	▼	-16.7%	-1	
	Violation Family Abuse Protective Order	PS	0	▼	-100.0%	-2	
	Total			1,223	▼	-5.7%	-74
Juvenile	Custody Visitation	CV	645	▼	-4.0%	-27	
	Misdemeanor	DM	147	▲	+32.4%	+36	
	Traffic	T	67	▲	+1.5%	+1	
	Felony	DF	48	▲	+140.0%	+28	
	Special Immigrant Juvenile Status	SI	33	▲	+120.0%	+18	
	Child In Need of Services	CS	23	▲	+9.5%	+2	
	Show Cause	SC	19	▲	+280.0%	+14	
	Remand Custody	RC	18	▲	+38.5%	+5	
	Remand Visitation	RV	18	▲	+38.5%	+5	
	Paternity	PT	14	▼	-17.6%	-3	
	Permanency Planning	PH	11	▼	-8.3%	-1	
	Status	ST	8	▼	-11.1%	-1	
	Temporary Detention Order	TD	8	↔		-	
	Child at Risk	RI	7	▼	-22.2%	-2	
	Truancy	TR	7	▲	+16.7%	+1	
	Abuse and Neglect	AN	6	▼	-25.0%	-2	
	Civil Violation	CI	6	▲	+20.0%	+1	
	Motion - Protective Order	MP	6	▼	-14.3%	-1	
	Non-Family Abuse Protective Order	AP	6	▼	-72.7%	-16	
	Initial Foster Care	IF	5	↔		-	
	Foster Care Review	FC	3	▼	-76.9%	-10	
	Capias	CA	2	▲	+100.0%	+1	
	Family Abuse - Protective Order	FP	2	▲	+100.0%	+1	
	Terminate Parental Rights	TP	2	↔		-	
	Emancipation	EP	1	↔		-	
	Emergency Custody Order	EC	1	▼	-50.0%	-1	
	Entrustment	ET	1	↔		-	
	Other	OT	1	▼	-87.5%	-7	
	Relief of Custody	CR	1	▼	-83.3%	-5	
	Voluntary Continuing Services and Support Agreem	VA	1	▼	-75.0%	-3	
	Violation of Protective Order	PV	0	▼	-100.0%	-2	
	Total			1,117	▲	2.9%	+32
	GRAND TOTAL			2,340	▼	-1.8%	-42

Dispositions by Major Case Category**

Category	Summary	Change	% Change	Absolute Change
Adult Criminal	600	▼	-17.8%	-130
Child Dependency	37	▼	-38.3%	-23
Child in Need of Services/Supervision	43	▲	+43.3%	+13
Custody and Visitation	659	▼	-4.4%	-30
Delinquency	203	▲	+49.3%	+67
Juvenile Miscellaneous	9	▼	-10.0%	-1
New to Workload Study	39	▲	+95.0%	+19
Other	189	▼	+8.0%	+14
Protective Orders	124	▲	-7.5%	-10
Support	370	▲	+11.4%	+38
Traffic	67	▲	+1.5%	+1
GRAND TOTAL	2,340	▼	-1.8%	-42

* Compared to same time period as previous year
 9/12/2024 1:13:09PM

** Case Type Categories are defined in the 2017 Virginia Judicial Workload Assessment
 Source: SCV-SQL-Information

2024 Overall GRAND TOTAL		Distribution of Caseload		Change*		Percentage (%) of Caseload			
819 +84 11.4% 		Adult	412	50%	26.0% ▲	+85	Adult	44.5%	50.3%
		Juvenile	407	50%	-0.2% ▼	-1	Juvenile	55.5%	49.7%
		GRAND TOTAL	819	100%	11.4% ▲	+84	GRAND TOTAL	100%	100%

Dispositions by Division & Code

Division	Case Type Description	Code	Summary	Change	% Change	Absolute Change
Adult	Show Cause	SC	90	▲	+32.4%	+22
	Civil Support	VS	74	▲	+1.4%	+1
	Other	OT	64	▲	+30.6%	+15
	Misdemeanor	CM	57	▲	+32.6%	+14
	Felony	CF	44	▲	+388.9%	+35
	Family Abuse - Protective Order	FP	28	↔		-
	Remand Support	RS	21	▲	+31.3%	+5
	Capias	CA	14	▼	-12.5%	-2
	Motion - Protective Order	MP	11	▲	+10.0%	+1
	Non-Family Abuse Protective Order	AP	5	▼	-44.4%	-4
	Violation of Protective Order	PV	3	▼	-25.0%	-1
	Bond Forfeiture	BF	1	▲	-	+1
	Protective Order	PC	0	▼	-100.0%	-2
	Total		412	▲	26.0%	+85
Juvenile	Custody Visitation	CV	234	▼	-11.0%	-29
	Misdemeanor	DM	37	▲	+76.2%	+16
	Permanency Planning	PH	17	▲	+112.5%	+9
	Remand Custody	RC	17	▲	+6.3%	+1
	Remand Visitation	RV	17	▲	+88.9%	+8
	Traffic	T	15	▼	-44.4%	-12
	Felony	DF	13	▲	+160.0%	+8
	Foster Care Review	FC	13	▲	+8.3%	+1
	Abuse and Neglect	AN	10	▼	-9.1%	-1
	Initial Foster Care	IF	7	▼	-12.5%	-1
	Truancy	TR	7	▲	+75.0%	+3
	Non-Family Abuse Protective Order	AP	4	▼	-33.3%	-2
	Temporary Detention Order	TD	4	▲	+100.0%	+2
	Voluntary Continuing Services and Support Agree	VA	4	▲	+100.0%	+2
	Child In Need of Services	CS	3	▼	-57.1%	-4
	Other	OT	3	▲	-	+3
	Show Cause	SC	2	▲	+100.0%	+1
	Capias	CA	0	▼	-100.0%	-1
	Emergency Custody Order	EC	0	▼	-100.0%	-1
	Motion - Protective Order	MP	0	▼	-100.0%	-1
	Paternity	PT	0	▼	-100.0%	-1
	Terminate Parental Rights	TP	0	▼	-100.0%	-2
		Total		407	▼	-0.2%
	GRAND TOTAL		819	▲	11.4%	+84

Dispositions by Major Case Category**

Category	Summary	Change	% Change	Absolute Change
Adult Criminal	182	▲	+52.9%	+63
Child Dependency	51	▲	+18.6%	+8
Child in Need of Services/Supervision	10	▲	-9.1%	-1
Custody and Visitation	234	▼	-11.4%	-30
Delinquency	52	▲	+85.7%	+24
Other	126	▲	+35.5%	+33
Protective Orders	48	▼	-11.1%	-6

* Compared to same time period as previous year
 9/12/2024 1:13:09PM

** Case Type Categories are defined in the 2017 Virginia Judicial Workload Assessment
 Source: SCV-SQL-Information

CPSS - JCMS CASELOAD STATISTICS OF THE JUVENILE & DOMESTIC RELATIONS DISTRICT COURTS
January 2024 thru August 2024 Dispositions (Compared to January 2023 thru August 2023)

Fluvanna

District: 16 FIPS: 065

Support	101	▼	+5.2%	+5
Traffic	15	▼	-44.4%	-12
GRAND TOTAL	819	▲	11.4%	+84

2024 Overall GRAND TOTAL		Distribution of Caseload		Change*		Percentage (%) of Caseload		
498	-41 -7.6%	Adult	193 39%	-21.5% ▼	-53	Adult	2023 45.6%	2024 38.8%
2024		Juvenile	305 61%	4.1% ▲	+12	Juvenile	54.4%	61.2%
2023		GRAND TOTAL	498 100%	-7.6% ▼	-41	GRAND TOTAL	100%	100%

Dispositions by Division & Code

Division	Case Type Description	Code	Summary	Change	% Change	Absolute Change	
Adult	Misdemeanor	CM	51	▼	-30.1%	-22	
	Other	OT	40	▼	-7.0%	-3	
	Show Cause	SC	31	▲	-18.4%	-7	
	Civil Support	VS	22	▼	-45.0%	-18	
	Felony	CF	18	▲	+200.0%	+12	
	Family Abuse - Protective Order	FP	15	▲	+25.0%	+3	
	Capias	CA	12	▲	+9.1%	+1	
	Violation of Protective Order	PV	3	▼	-75.0%	-9	
	Remand Support	RS	1	▼	-80.0%	-4	
	Motion - Protective Order	MP	0	▼	-100.0%	-1	
	Violation Family Abuse Protective Order	PS	0	▼	-100.0%	-5	
	Total			193	▼	-21.5%	-53
Juvenile	Custody Visitation	CV	126	▼	-4.5%	-6	
	Misdemeanor	DM	72	▲	+20.0%	+12	
	Traffic	T	52	▲	+8.3%	+4	
	Felony	DF	15	▲	+200.0%	+10	
	Permanency Planning	PH	6	▲	+20.0%	+1	
	Motion - Protective Order	MP	5	▲	-	+5	
	Status	ST	4	↔	-	-	
	Capias	CA	3	▲	-	+3	
	Emergency Custody Order	EC	3	▲	+200.0%	+2	
	Remand Custody	RC	3	▼	-62.5%	-5	
	Remand Visitation	RV	3	▼	-57.1%	-4	
	Voluntary Continuing Services and Support Agreem	VA	3	▲	+200.0%	+2	
	Non-Family Abuse Protective Order	AP	2	▲	-	+2	
	Special Immigrant Juvenile Status	SI	2	▲	-	+2	
	Abuse and Neglect	AN	1	▼	-75.0%	-3	
	Child In Need of Services	CS	1	▼	-80.0%	-4	
	Civil Violation	CI	1	▲	-	+1	
	Foster Care Review	FC	1	▼	-66.7%	-2	
	Initial Foster Care	IF	1	▼	-80.0%	-4	
	Other	OT	1	▲	-	+1	
	Family Abuse - Protective Order	FP	0	▼	-100.0%	-1	
	Paternity	PT	0	▼	-100.0%	-1	
	Show Cause	SC	0	▼	-100.0%	-1	
	Temporary Detention Order	TD	0	▼	-100.0%	-2	
	Total			305	▲	4.1%	+12
	GRAND TOTAL			498	▼	-7.6%	-41

Dispositions by Major Case Category**




Category	Summary	Change	% Change	Absolute Change
Adult Criminal	101	▼	-26.3%	-36
Child Dependency	12	▼	-33.3%	-6
Child in Need of Services/Supervision	1	▼	-83.3%	-5
Custody and Visitation	127	▲	-4.5%	-6
Delinquency	89	▲	+36.9%	+24
Juvenile Miscellaneous	4	↔	-	0
New to Workload Study	3	▲	-	+3

* Compared to same time period as previous year
 9/12/2024 1:13:09PM

** Case Type Categories are defined in the 2017 Virginia Judicial Workload Assessment
 Source: SCV-SQL-Information

CPSS - JCMS CASELOAD STATISTICS OF THE JUVENILE & DOMESTIC RELATIONS DISTRICT COURTS
 January 2024 thru August 2024 Dispositions (Compared to January 2023 thru August 2023)

Other	51	▲	-22.7%	-15
Protective Orders	22	▲	+57.1%	+8
Support	36	▲	-25.0%	-12
Traffic	52	▲	+8.3%	+4
GRAND TOTAL	498	▼	-7.6%	-41

2024 Overall GRAND TOTAL		Distribution of Caseload		Change*		Percentage (%) of Caseload			
786 -64 -7.5% 		Adult	384	49%	-9.2% ▼	-39	Adult	49.8%	48.9%
		Juvenile	402	51%	-5.9% ▼	-25	Juvenile	50.2%	51.1%
2024  2023 		GRAND TOTAL	786	100%	-7.5% ▼	-64	GRAND TOTAL	100%	100%

Dispositions by Division & Code

Division	Case Type Description	Code	Summary	Change	% Change	Absolute Change
Adult	Show Cause	SC	86	▲	+34.4%	+22
	Civil Support	VS	76	▲	+1.3%	+1
	Misdemeanor	CM	75	▼	-21.1%	-20
	Other	OT	57	▲	+7.5%	+4
	Family Abuse - Protective Order	FP	37	▲	+15.6%	+5
	Capias	CA	23	▲	+91.7%	+11
	Felony	CF	13	▼	-38.1%	-8
	Motion - Protective Order	MP	6	▼	-62.5%	-10
	Violation of Protective Order	PV	6	▼	-88.2%	-45
	Non-Family Abuse Protective Order	AP	5	▲	+150.0%	+3
	Remand Support	RS	0	▼	-100.0%	-2
	Total		384	▼	-9.2%	-39
Juvenile	Custody Visitation	CV	236	▼	-1.7%	-4
	Traffic	T	34	▲	+13.3%	+4
	Misdemeanor	DM	28	▼	-37.8%	-17
	Non-Family Abuse Protective Order	AP	15	▲	-	+15
	Foster Care Review	FC	14	▲	+7.7%	+1
	Abuse and Neglect	AN	11	▲	+57.1%	+4
	Child In Need of Services	CS	11	▲	+37.5%	+3
	Permanency Planning	PH	8	▼	-63.6%	-14
	Special Immigrant Juvenile Status	SI	8	▲	+166.7%	+5
	Felony	DF	7	▼	-46.2%	-6
	Status	ST	5	▲	-	+5
	Show Cause	SC	4	▲	-	+4
	Terminate Parental Rights	TP	4	▼	-73.3%	-11
	Initial Foster Care	IF	3	▼	-40.0%	-2
	Other	OT	3	▲	-	+3
	Paternity	PT	3	▼	-25.0%	-1
	Voluntary Continuing Services and Support Agreem	VA	3	↔	-	-
	Child at Risk	RI	1	▼	-66.7%	-2
	Emergency Custody Order	EC	1	▼	-50.0%	-1
	Entrustment	ET	1	▲	-	+1
	Family Abuse - Protective Order	FP	1	▲	-	+1
	Temporary Detention Order	TD	1	▼	-66.7%	-2
	Civil Violation	CI	0	▼	-100.0%	-1
	Motion - Protective Order	MP	0	▼	-100.0%	-2
	Qualified Residential Treatment	QR	0	▼	-100.0%	-1
	Remand Custody	RC	0	▼	-100.0%	-3
	Remand Visitation	RV	0	▼	-100.0%	-3
	Truancy	TR	0	▼	-100.0%	-1
	Total		402	▼	-5.9%	-25
	GRAND TOTAL		786	▼	-7.5%	-64

Dispositions by Major Case Category**

Category	Summary	Change	% Change	Absolute Change
Adult Criminal	166	▼	-25.6%	-57
Child Dependency	45	▲	-34.8%	-24
Child in Need of Services/Supervision	11	▼	+22.2%	+2
Custody and Visitation	239	▼	-2.0%	-5

* Compared to same time period as previous year
 9/12/2024 1:13:09PM

** Case Type Categories are defined in the 2017 Virginia Judicial Workload Assessment
 Source: SCV-SQL-Information

CPSS - JCMS CASELOAD STATISTICS OF THE JUVENILE & DOMESTIC RELATIONS DISTRICT COURTS
 January 2024 thru August 2024 Dispositions (Compared to January 2023 thru August 2023)

Greene

District: 16 FIPS: 079

Delinquency	39	▲	-32.8%	-19
Juvenile Miscellaneous	5	▲	-	+5
New to Workload Study	8	▲	+100.0%	+4
Other	62	▲	-6.1%	-4
Protective Orders	64	▲	+23.1%	+12
Support	113	▲	+18.9%	+18
Traffic	34	▲	+13.3%	+4
GRAND TOTAL	786	▼	-7.5%	-64

2024 Overall GRAND TOTAL		Distribution of Caseload			Change*		Percentage (%) of Caseload		
1,568 +72 4.8% 	Adult	836	53%	3.9% ▲	+31	Adult	2023	2024	
	Juvenile	732	47%	5.9% ▲	+41	Juvenile	53.8%	53.3%	
GRAND TOTAL		1,568	100%	4.8% ▲	+72	GRAND TOTAL	100%	100%	

Dispositions by Division & Code

Division	Case Type Description	Code	Summary	Change	% Change	Absolute Change	
Adult	Misdemeanor	CM	197	▲	+30.5%	+46	
	Other	OT	176	▼	+11.4%	+18	
	Show Cause	SC	140	▲	+5.3%	+7	
	Civil Support	VS	115	▼	-5.0%	-6	
	Felony	CF	70	▼	-35.8%	-39	
	Capias	CA	47	▼	-6.0%	-3	
	Family Abuse - Protective Order	FP	47	▲	+23.7%	+9	
	Violation of Protective Order	PV	18	▲	+63.6%	+7	
	Motion - Protective Order	MP	11	▲	+22.2%	+2	
	Remand Support	RS	8	▼	-27.3%	-3	
	Restricted License for Non-Support	SL	4	▲	-	+4	
	Non-Family Abuse Protective Order	AP	2	▼	-84.6%	-11	
	Bond Forfeiture	BF	1	▲	-	+1	
	Criminal Support	CS	0	▼	-100.0%	-1	
Total			836	▲	3.9%	+31	
Juvenile	Custody Visitation	CV	473	▼	-3.7%	-18	
	Traffic	T	69	▲	+146.4%	+41	
	Misdemeanor	DM	50	▲	+8.7%	+4	
	Permanency Planning	PH	15	▲	+150.0%	+9	
	Child In Need of Services	CS	12	▲	+50.0%	+4	
	Paternity	PT	12	▲	+140.0%	+7	
	Remand Custody	RC	12	▼	-20.0%	-3	
	Remand Visitation	RV	12	▼	-20.0%	-3	
	Motion - Protective Order	MP	10	▲	+233.3%	+7	
	Abuse and Neglect	AN	8	▼	-42.9%	-6	
	Felony	DF	7	▼	-30.0%	-3	
	Civil Violation	CI	6	▲	+20.0%	+1	
	Foster Care Review	FC	6	▼	-33.3%	-3	
	Truancy	TR	6	▼	-14.3%	-1	
	Temporary Detention Order	TD	5	▲	+150.0%	+3	
	Terminate Parental Rights	TP	5	▲	+66.7%	+2	
	Capias	CA	4	▲	+300.0%	+3	
	Initial Foster Care	IF	4	▼	-33.3%	-2	
	Non-Family Abuse Protective Order	AP	4	▼	-42.9%	-3	
	Emergency Custody Order	EC	3	▲	-	+3	
	Entrustment	ET	3	▲	-	+3	
	Voluntary Continuing Services and Support Agree	VA	3	↔	-	-	
	Other	OT	1	↔	-	-	
	Show Cause	SC	1	▼	-50.0%	-1	
	Status	ST	1	▼	-50.0%	-1	
	Family Abuse - Protective Order	FP	0	▼	-100.0%	-2	
	Total			732	▲	5.9%	+41
	GRAND TOTAL			1,568	▲	4.8%	+72

Dispositions by Major Case Category**

Category	Summary	Change	% Change	Absolute Change
Adult Criminal	398	▲	+5.3%	+20
Child Dependency	44	▲	+7.3%	+3
Child in Need of Services/Supervision	18	▲	+20.0%	+3

* Compared to same time period as previous year
 9/12/2024 1:13:09PM

** Case Type Categories are defined in the 2017 Virginia Judicial Workload Assessment
 Source: SCV-SQL-Information

CPSS - JCMS CASELOAD STATISTICS OF THE JUVENILE & DOMESTIC RELATIONS DISTRICT COURTS
 January 2024 thru August 2024 Dispositions (Compared to January 2023 thru August 2023)

Louisa

District: 16 FIPS: 109

Custody and Visitation	485	▲	-2.2%	-11
Delinquency	62	▲	+5.1%	+3
Juvenile Miscellaneous	1	▼	-50.0%	-1
New to Workload Study	6	▲	+20.0%	+1
Other	217	▲	+7.4%	+15
Protective Orders	74	▲	+2.8%	+2
Support	194	▲	-2.0%	-4
Traffic	69	▲	+146.4%	+41
GRAND TOTAL	1,568	▲	4.8%	+72

2024 Overall GRAND TOTAL		Distribution of Caseload		Change*		Percentage (%) of Caseload			
586	+141 31.7%	Adult	245	42%	22.5% ▲	+45	Adult	44.9%	41.8%
2024		Juvenile	341	58%	39.2% ▲	+96	Juvenile	55.1%	58.2%
2023		GRAND TOTAL	586	100%	31.7% ▲	+141	GRAND TOTAL	100%	100%

Dispositions by Division & Code

Division	Case Type Description	Code	Summary	Change	% Change	Absolute Change
Adult	Show Cause	SC	64	▲	+56.1%	+23
	Misdemeanor	CM	51	▲	+45.7%	+16
	Civil Support	VS	41	▼	-4.7%	-2
	Other	OT	26	▼	-16.1%	-5
	Family Abuse - Protective Order	FP	20	▲	+17.6%	+3
	Felony	CF	18	▲	+157.1%	+11
	Capias	CA	12	↔		-
	Motion - Protective Order	MP	5	↔		-
	Non-Family Abuse Protective Order	AP	4	▼	-20.0%	-1
	Violation of Protective Order	PV	4	↔		-
	Total		245	▲	22.5%	+45
Juvenile	Custody Visitation	CV	208	▲	+37.7%	+57
	Misdemeanor	DM	24	▲	+33.3%	+6
	Permanency Planning	PH	21	▲	+110.0%	+11
	Abuse and Neglect	AN	15	▼	-6.3%	-1
	Initial Foster Care	IF	14	▲	+55.6%	+5
	Traffic	T	11	↔		-
	Foster Care Review	FC	10	▲	+42.9%	+3
	Terminate Parental Rights	TP	8	▲	+300.0%	+6
	Civil Violation	CI	7	▲	-	+7
	Child In Need of Services	CS	5	▲	+400.0%	+4
	Felony	DF	4	▼	-20.0%	-1
	Motion - Protective Order	MP	4	▲	+100.0%	+2
	Paternity	PT	4	▲	+300.0%	+3
	Status	ST	3	▼	-57.1%	-4
	Non-Family Abuse Protective Order	AP	2	▼	-33.3%	-1
	Entrustment	ET	1	▲	-	+1
	Truancy	TR	0	▼	-100.0%	-1
	Voluntary Continuing Services and Support Agreem	VA	0	▼	-100.0%	-1
		Total		341	▲	39.2%
GRAND TOTAL			586	▲	31.7%	+141

Dispositions by Major Case Category**

Category	Summary	Change	% Change	Absolute Change
Adult Criminal	107	▲	+23.0%	+20
Child Dependency	69	▲	+53.3%	+24
Child in Need of Services/Supervision	5	▲	+150.0%	+3
Custody and Visitation	212	▲	+39.5%	+60
Delinquency	28	▲	+21.7%	+5
Juvenile Miscellaneous	3	▼	-57.1%	-4
New to Workload Study	7	▲	-	+7
Other	26	▼	-16.1%	-5
Protective Orders	35	▲	+9.4%	+3
Support	83	▲	+50.9%	+28
Traffic	11	↔		0
GRAND TOTAL	586	▲	31.7%	+141

* Compared to same time period as previous year
 9/12/2024 1:13:09PM

** Case Type Categories are defined in the 2017 Virginia Judicial Workload Assessment
 Source: SCV-SQL-Information

2024 Overall GRAND TOTAL		Distribution of Caseload			Change*		Percentage (%) of Caseload		
1,545 -16 -1.0% 		Adult	784	51%	2.9% ▲	+22	Adult	48.8%	50.7%
		Juvenile	761	49%	-4.8% ▼	-38	Juvenile	51.2%	49.3%
		GRAND TOTAL	1,545	100%	-1.0% ▼	-16	GRAND TOTAL	100%	100%

Dispositions by Division & Code

Division	Case Type Description	Code	Summary	Change	% Change	Absolute Change	
Adult	Show Cause	SC	209	▲	+10.0%	+19	
	Civil Support	VS	176	▲	+10.7%	+17	
	Misdemeanor	CM	130	▲	+11.1%	+13	
	Other	OT	94	▲	-27.7%	-36	
	Family Abuse - Protective Order	FP	65	▲	+27.5%	+14	
	Capias	CA	42	▼	-33.3%	-21	
	Felony	CF	39	▲	+44.4%	+12	
	Motion - Protective Order	MP	11	▲	+37.5%	+3	
	Remand Support	RS	8	▲	+14.3%	+1	
	Violation of Protective Order	PV	5	▲	+150.0%	+3	
	Non-Family Abuse Protective Order	AP	4	▼	-20.0%	-1	
	Bond Forfeiture	BF	1	▼	-50.0%	-1	
	Protective Order	PC	0	▼	-100.0%	-1	
	Total		784	▲	2.9%	+22	
Juvenile	Custody Visitation	CV	492	▼	-9.6%	-52	
	Misdemeanor	DM	46	↔		-	
	Felony	DF	29	▲	+123.1%	+16	
	Status	ST	21	▲	+90.9%	+10	
	Child In Need of Services	CS	20	▲	+33.3%	+5	
	Permanency Planning	PH	20	▼	-33.3%	-10	
	Foster Care Review	FC	15	▲	+25.0%	+3	
	Terminate Parental Rights	TP	14	▲	+250.0%	+10	
	Traffic	T	13	▼	-27.8%	-5	
	Civil Violation	CI	11	▲	+57.1%	+4	
	Remand Visitation	RV	10	▼	-23.1%	-3	
	Initial Foster Care	IF	9	▲	+80.0%	+4	
	Remand Custody	RC	9	▼	-30.8%	-4	
	Truancy	TR	8	▼	-27.3%	-3	
	Voluntary Continuing Services and Support Agreem	VA	8	▲	+100.0%	+4	
	Abuse and Neglect	AN	7	▼	-30.0%	-3	
	Paternity	PT	7	▼	-12.5%	-1	
	Other	OT	6	▲	+200.0%	+4	
	Non-Family Abuse Protective Order	AP	4	▼	-63.6%	-7	
	Temporary Detention Order	TD	4	▼	-63.6%	-7	
	Emergency Custody Order	EC	2	▲	+100.0%	+1	
	Motion - Protective Order	MP	2	▼	-33.3%	-1	
	Special Immigrant Juvenile Status	SI	2	▲	-	+2	
	Emancipation	EP	1	▲	-	+1	
	Family Abuse - Protective Order	FP	1	↔		-	
	Qualified Residential Treatment	QR	0	▼	-100.0%	-6	
		Total		761	▼	-4.8%	-38
		GRAND TOTAL		1,545	▼	-1.0%	-16

Dispositions by Major Case Category**

Category	Summary	Change	% Change	Absolute Change
Adult Criminal	365	▲	+9.0%	+30
Child Dependency	73	▲	+2.8%	+2
Child in Need of Services/Supervision	28	▲	+7.7%	+2
Custody and Visitation	499	▼	-9.6%	-53

* Compared to same time period as previous year
 9/12/2024 1:13:09PM

** Case Type Categories are defined in the 2017 Virginia Judicial Workload Assessment
 Source: SCV-SQL-Information

CPSS - JCMS CASELOAD STATISTICS OF THE JUVENILE & DOMESTIC RELATIONS DISTRICT COURTS
 January 2024 thru August 2024 Dispositions (Compared to January 2023 thru August 2023)

Orange

District: 16 FIPS: 137

Delinquency	75	▲	+27.1%	+16
Juvenile Miscellaneous	22	▲	+100.0%	+11
New to Workload Study	13	▲	+85.7%	+6
Other	133	▲	-24.9%	-44
Protective Orders	87	▼	+10.1%	+8
Support	237	▼	+4.9%	+11
Traffic	13	▼	-27.8%	-5
GRAND TOTAL	1,545	▼	-1.0%	-16

2024 Overall GRAND TOTAL		Distribution of Caseload		Change*		Percentage (%) of Caseload			
3,144 	+91	Adult	1,461	46%	4.8% ▲	+67	Adult	45.7%	46.5%
	3.0%	Juvenile	1,683	54%	1.4% ▲	+24	Juvenile	54.3%	53.5%
		GRAND TOTAL	3,144	100%	3.0% ▲	+91	GRAND TOTAL	100%	100%

Dispositions by Division & Code

Division	Case Type Description	Code	Summary	Change	% Change	Absolute Change
Adult	Misdemeanor	CM	370	▲	+17.8%	+56
	Civil Support	VS	273	▼	-3.2%	-9
	Show Cause	SC	232	▲	+23.4%	+44
	Other	OT	188	▼	-22.0%	-53
	Capias	CA	148	▲	+18.4%	+23
	Felony	CF	128	▲	+10.3%	+12
	Family Abuse - Protective Order	FP	99	▼	-14.7%	-17
	Motion - Protective Order	MP	14	▲	+366.7%	+11
	Non-Family Abuse Protective Order	AP	6	▲	+50.0%	+2
	Protective Order	PC	1	▲	-	+1
	Restricted License for Non-Support	SL	1	▼	-66.7%	-2
	Violation of Protective Order	PV	1	▲	-	+1
	Violation Family Abuse Protective Order	PS	0	▼	-100.0%	-2
Total			1,461	▲	4.8%	+67
Juvenile	Custody Visitation	CV	558	▼	-6.4%	-38
	Misdemeanor	DM	230	▲	+27.1%	+49
	Felony	DF	161	▲	+147.7%	+96
	Civil Violation	CI	157	▲	+42.7%	+47
	Status	ST	104	▼	-62.9%	-176
	Show Cause	SC	78	▼	+18.2%	+12
	Abuse and Neglect	AN	54	▼	-47.6%	-49
	Truancy	TR	53	▲	+82.8%	+24
	Traffic	T	51	▼	-22.7%	-15
	Child In Need of Services	CS	43	▲	+19.4%	+7
	Permanency Planning	PH	37	▲	+85.0%	+17
	Non-Family Abuse Protective Order	AP	32	▲	+128.6%	+18
	Special Immigrant Juvenile Status	SI	24	▲	+2,300.0%	+23
	Paternity	PT	22	▲	+4.8%	+1
	Foster Care Review	FC	20	↔	-	-
	Initial Foster Care	IF	18	▲	+28.6%	+4
	Terminate Parental Rights	TP	15	▲	+150.0%	+9
	Capias	CA	9	▲	+28.6%	+2
	Entrustment	ET	4	▲	+100.0%	+2
	Voluntary Continuing Services and Support Agreen	VA	3	▲	+200.0%	+2
	Motion - Protective Order	MP	2	▼	-33.3%	-1
	Temporary Detention Order	TD	2	▼	-83.3%	-10
	Emancipation	EP	1	▲	-	+1
	Emergency Custody Order	EC	1	▼	-66.7%	-2
	Family Abuse - Protective Order	FP	1	▲	-	+1
	Mental Commitment	MC	1	▲	-	+1
	Relief of Custody	CR	1	▲	-	+1
	Remand Custody	RC	1	▲	-	+1
	Other	OT	0	▼	-100.0%	-2
	Qualified Residential Treatment	QR	0	▼	-100.0%	-1
	Total			1,683	▲	1.4%
GRAND TOTAL			3,144	▲	3.0%	+91

Dispositions by Major Case Category**

Category	Summary	Change	% Change	Absolute Change
Adult Criminal	775	▲	+17.2%	+114
Child Dependency	152	▲	-9.0%	-15
Child in Need of Services/Supervision	105	▲	+28.0%	+23
Custody and Visitation	580	▼	-6.0%	-37
Delinquency	469	▲	+55.3%	+167
Juvenile Miscellaneous	105	▲	-62.5%	-175
New to Workload Study	181	▲	+63.1%	+70
Other	193	▲	-25.2%	-65
Protective Orders	154	▲	+10.0%	+14
Support	379	▼	+2.7%	+10
Traffic	51	▼	-22.7%	-15
GRAND TOTAL	3,144	▲	3.0%	+91

* Compared to same time period as previous year
 9/12/2024 1:13:09PM

** Case Type Categories are defined in the 2017 Virginia Judicial Workload Assessment
 Source: SCV-SQL-Information

2024 Overall GRAND TOTAL		Distribution of Caseload		Change*		Percentage (%) of Caseload			
84	-15 -15.2%	Adult	44 52%	-8.3%	▼	-4	Adult	48.5%	52.4%
2024		Juvenile	40 48%	-21.6%	▼	-11	Juvenile	51.5%	47.6%
2023		GRAND TOTAL	84 100%	-15.2%	▼	-15	GRAND TOTAL	100%	100%

Dispositions by Division & Code

Division	Case Type Description	Code	Summary	Change	% Change	Absolute Change	
Adult	Felony	CF	10	▲	+100.0%	+5	
	Other	OT	9	▼	+12.5%	+1	
	Misdemeanor	CM	7	↔		-	
	Civil Support	VS	5	▼	-61.5%	-8	
	Family Abuse - Protective Order	FP	5	▲	-	+5	
	Capias	CA	4	▼	-20.0%	-1	
	Show Cause	SC	3	▲	-70.0%	-7	
	Motion - Protective Order	MP	1	▲	-	+1	
	Total			44	▼	-8.3%	-4
	Juvenile	Misdemeanor	DM	11	▲	+10.0%	+1
Traffic		T	7	▼	-41.7%	-5	
Felony		DF	6	▲	-	+6	
Status		ST	5	▼	-44.4%	-4	
Custody Visitation		CV	4	▼	-63.6%	-7	
Abuse and Neglect		AN	3	▲	+200.0%	+2	
Child In Need of Services		CS	1	↔		-	
Paternity		PT	1	▲	-	+1	
Special Immigrant Juvenile Status		SI	1	▼	-50.0%	-1	
Truancy		TR	1	↔		-	
Non-Family Abuse Protective Order		AP	0	▼	-100.0%	-3	
Permanency Planning		PH	0	▼	-100.0%	-1	
Total				40	▼	-21.6%	-11
GRAND TOTAL			84	▼	-15.2%	-15	

Dispositions by Major Case Category**

Category	Summary	Change	% Change	Absolute Change
Adult Criminal	23	↔	-14.8%	-4
Child Dependency	3	▲	+50.0%	+1
Child in Need of Services/Supervision	2	↔		0
Custody and Visitation	5	▲	-54.5%	-6
Delinquency	17	▲	+70.0%	+7
Juvenile Miscellaneous	5	▼	-44.4%	-4
New to Workload Study	1	▼	-50.0%	-1
Other	9	▼	+12.5%	+1
Protective Orders	6	▲	+100.0%	+3
Support	6	▲	-53.8%	-7
Traffic	7	▼	-41.7%	-5
GRAND TOTAL	84	▼	-15.2%	-15

* Compared to same time period as previous year
 9/12/2024 1:13:09PM

** Case Type Categories are defined in the 2017 Virginia Judicial Workload Assessment
 Source: SCV-SQL-Information

2024 Overall GRAND TOTAL		Distribution of Caseload			Change*		Percentage (%) of Caseload		
2,852	-184 -6.1%	Adult	1,477	52%	-5.9% ▼	-93	Adult	51.7%	51.8%
2024		Juvenile	1,375	48%	-6.2% ▼	-91	Juvenile	48.3%	48.2%
2023		GRAND TOTAL	2,852	100%	-6.1% ▼	-184	GRAND TOTAL	100%	100%

Dispositions by Division & Code

Division	Case Type Description	Code	Summary	Change	% Change	Absolute Change
Adult	Misdemeanor	CM	387	▼	-7.9%	-33
	Other	OT	339	▼	-22.1%	-96
	Civil Support	VS	269	▼	-3.2%	-9
	Family Abuse - Protective Order	FP	122	▲	+24.5%	+24
	Felony	CF	110	▼	-6.0%	-7
	Capias	CA	102	▲	+34.2%	+26
	Show Cause	SC	95	▲	+1.1%	+1
	Bond Forfeiture	BF	15	▲	-	+15
	Protective Order	PC	14	▼	-51.7%	-15
	Motion - Protective Order	MP	9	▼	-10.0%	-1
	Violation of Protective Order	PV	8	▲	+14.3%	+1
	Non-Family Abuse Protective Order	AP	5	▲	+66.7%	+2
	Remand Support	RS	2	▲	+100.0%	+1
	Restricted License for Non-Support	SL	0	▼	-100.0%	-2
Total			1,477	▼	-5.9%	-93
Juvenile	Custody Visitation	CV	659	▼	-10.9%	-81
	Misdemeanor	DM	190	▲	+1.6%	+3
	Status	ST	116	▼	-34.1%	-60
	Felony	DF	79	▲	+3.9%	+3
	Motion - Protective Order	MP	38	▲	+280.0%	+28
	Traffic	T	35	↔	-	-
	Permanency Planning	PH	30	▲	+7.1%	+2
	Paternity	PT	29	▲	+61.1%	+11
	Foster Care Review	FC	26	▼	-25.7%	-9
	Other	OT	25	▲	+66.7%	+10
	Special Immigrant Juvenile Status	SI	20	▲	-	+20
	Non-Family Abuse Protective Order	AP	19	▲	+111.1%	+10
	Abuse and Neglect	AN	17	▼	-61.4%	-27
	Truancy	TR	17	▲	+6.3%	+1
	Initial Foster Care	IF	16	▼	-11.1%	-2
	Show Cause	SC	9	▲	+125.0%	+5
	Temporary Detention Order	TD	9	▼	-10.0%	-1
	Terminate Parental Rights	TP	9	▲	+28.6%	+2
	Civil Violation	CI	7	↔	-	-
	Voluntary Continuing Services and Support Agreem	VA	7	▲	+40.0%	+2
	Emergency Custody Order	EC	5	▼	-50.0%	-5
	Relief of Custody	CR	4	▲	+100.0%	+2
	Child In Need of Services	CS	2	↔	-	-
	Entrustment	ET	2	▼	-33.3%	-1
	Family Abuse - Protective Order	FP	2	▲	-	+2
	Mental Commitment	MC	2	▲	-	+2
	Protective Order	PC	1	▼	-50.0%	-1
	Emancipation	EP	0	▼	-100.0%	-1
	Juvenile Support	JS	0	▼	-100.0%	-1
	Qualified Residential Treatment	QR	0	▼	-100.0%	-3
	Remand Custody	RC	0	▼	-100.0%	-1
	Remand Visitation	RV	0	▼	-100.0%	-1
	Total			1,375	▼	-6.2%
GRAND TOTAL			2,852	▼	-6.1%	-184

* Compared to same time period as previous year
 9/12/2024 1:13:09PM

** Case Type Categories are defined in the 2017 Virginia Judicial Workload Assessment
 Source: SCV-SQL-Information

Dispositions by Major Case Category**

Category	Summary	Change	% Change	Absolute Change
Adult Criminal	684	▲	-1.0%	-7
Child Dependency	111	▼	-23.4%	-34
Child in Need of Services/Supervision	19	▼		0
Custody and Visitation	688	▲	-9.2%	-70
Delinquency	279	▲	+4.1%	+11
Juvenile Miscellaneous	116	▼	-34.5%	-61
New to Workload Study	27	▲	+285.7%	+20
Other	382	▲	-19.2%	-91
Protective Orders	195	▲	+50.0%	+65
Support	316	▼	-5.1%	-17
Traffic	35	↔		0
GRAND TOTAL	2,852	▼	-6.1%	-184

* Compared to same time period as previous year
 9/12/2024 1:13:09PM

** Case Type Categories are defined in the 2017 Virginia Judicial Workload Assessment
 Source: SCV-SQL-Information

2024 Overall GRAND TOTAL		Distribution of Caseload			Change*		Percentage (%) of Caseload			
17,097	-1,901 -10.0%	Adult	8,196	48%	-14.5%	▼	-1,388	Adult	50.4%	47.9%
2024		Juvenile	8,901	52%	-5.4%	▼	-513	Juvenile	49.6%	52.1%
2023		GRAND TOTAL	17,097	100%	-10.0%	▼	-1,901	GRAND TOTAL	100%	100%

Dispositions by Division & Code

Division	Case Type Description	Code	Summary	Change	% Change	Absolute Change	
Adult	Misdemeanor	CM	2,201	▼	-3.7%	-84	
	Civil Support	VS	1,514	▼	-17.0%	-309	
	Other	OT	1,478	▼	-39.6%	-968	
	Felony	CF	836	▲	+24.0%	+162	
	Show Cause	SC	828	▼	-8.6%	-78	
	Family Abuse - Protective Order	FP	776	▲	+8.7%	+62	
	Capias	CA	431	▼	-27.4%	-163	
	Protective Order	PC	44	▲	+46.7%	+14	
	Remand Support	RS	42	▼	-4.5%	-2	
	Non-Family Abuse Protective Order	AP	31	▼	-3.1%	-1	
	Violation of Protective Order	PV	9	▼	-40.0%	-6	
	Violation Family Abuse Protective Order	PS	5	▲	+150.0%	+3	
	Bond Forfeiture	BF	1	▼	-94.4%	-17	
	Motion - Protective Order	MP	0	▼	-100.0%	-1	
	Total		8,196	▼	-14.5%	-1,388	
Juvenile	Custody Visitation	CV	3,703	▼	-15.2%	-662	
	Status	ST	1,239	▼	-19.4%	-299	
	Misdemeanor	DM	1,081	▲	+8.6%	+86	
	Traffic	T	749	▲	+11.8%	+79	
	Felony	DF	575	▲	+36.3%	+153	
	Special Immigrant Juvenile Status	SI	297	▲	+86.8%	+138	
	Paternity	PT	170	▼	-4.0%	-7	
	Temporary Detention Order	TD	162	▼	-1.8%	-3	
	Capias	CA	123	▲	+28.1%	+27	
	Show Cause	SC	121	▼	-3.2%	-4	
	Abuse and Neglect	AN	119	▼	-12.5%	-17	
	Foster Care Review	FC	91	▲	+5.8%	+5	
	Permanency Planning	PH	89	▲	+9.9%	+8	
	Non-Family Abuse Protective Order	AP	53	▼	-5.4%	-3	
	Civil Violation	CI	50	▲	+22.0%	+9	
	Initial Foster Care	IF	49	▼	-12.5%	-7	
	Remand Custody	RC	47	▲	+6.8%	+3	
	Remand Visitation	RV	47	▲	+6.8%	+3	
	Truancy	TR	34	▼	-10.5%	-4	
	Terminate Parental Rights	TP	33	▲	+32.0%	+8	
	Emergency Custody Order	EC	20	▼	-16.7%	-4	
	Voluntary Continuing Services and Support Agree	VA	17	▼	-5.6%	-1	
	Other	OT	10	▲	+233.3%	+7	
	Child In Need of Services	CS	7	▼	-36.4%	-4	
	Family Abuse - Protective Order	FP	4	▼	-76.5%	-13	
	Motion - Protective Order	MP	4	▼	-55.6%	-5	
	Violation Family Abuse Protective Order	PS	3	▲	-	+3	
	Protective Order	PC	2	▼	-33.3%	-1	
	Emancipation	EP	1	▼	-83.3%	-5	
	Entrustment	ET	1	↔	-	-	
	Child at Risk	RI	0	▼	-100.0%	-1	
	Qualified Residential Treatment	QR	0	▼	-100.0%	-2	
		Total		8,901	▼	-5.4%	-513
	GRAND TOTAL			17,097	▼	-10.0%	-1,901

* Compared to same time period as previous year
 9/12/2024 1:13:09PM

** Case Type Categories are defined in the 2017 Virginia Judicial Workload Assessment
 Source: SCV-SQL-Information

Dispositions by Major Case Category**

Category	Summary	Change	% Change	Absolute Change
Adult Criminal	3,880	▲	-4.0%	-162
Child Dependency	399	▼	-1.7%	-7
Child in Need of Services/Supervision	47	▼	-14.5%	-8
Custody and Visitation	3,887	▲	-14.6%	-662
Delinquency	1,885	▲	+15.8%	+257
Juvenile Miscellaneous	1,240	▼	-19.7%	-304
New to Workload Study	347	▲	+73.5%	+147
Other	1,806	▲	-34.8%	-964
Protective Orders	868	▼	+4.7%	+39
Support	1,989	▼	-13.7%	-316
Traffic	749	▲	+11.8%	+79
GRAND TOTAL	17,097	▼	-10.0%	-1,901

* Compared to same time period as previous year
 9/12/2024 1:13:09PM

** Case Type Categories are defined in the 2017 Virginia Judicial Workload Assessment
 Source: SCV-SQL-Information

2024 Overall GRAND TOTAL		Distribution of Caseload		Change*		Percentage (%) of Caseload				
1,867 +201 12.1% 	Adult	833	45%	-1.8%	▼	-15	2023	50.9%	2024	44.6%
	Juvenile	1,034	55%	26.4%	▲	+216	Juvenile	49.1%	55.4%	
GRAND TOTAL		1,867	100%	12.1%	▲	+201	GRAND TOTAL	100%	100%	

Dispositions by Division & Code

Division	Case Type Description	Code	Summary	Change	% Change	Absolute Change	
Adult	Civil Support	VS	184	▼	-8.0%	-16	
	Misdemeanor	CM	173	▼	-10.4%	-20	
	Show Cause	SC	154	▲	+4.1%	+6	
	Other	OT	86	▲	-6.5%	-6	
	Family Abuse - Protective Order	FP	70	▼	-6.7%	-5	
	Felony	CF	69	▲	+13.1%	+8	
	Capias	CA	41	▼	-12.8%	-6	
	Motion - Protective Order	MP	22	▲	+4.8%	+1	
	Remand Support	RS	22	▲	+633.3%	+19	
	Violation of Protective Order	PV	8	▲	+700.0%	+7	
	Non-Family Abuse Protective Order	AP	2	▼	-66.7%	-4	
	Protective Order	PC	1	▲	-	+1	
	Restricted License for Non-Support	SL	1	▲	-	+1	
	Criminal Support	CS	0	▼	-100.0%	-1	
Total			833	▼	-1.8%	-15	
Juvenile	Custody Visitation	CV	593	▲	+11.3%	+60	
	Misdemeanor	DM	103	▲	+43.1%	+31	
	Traffic	T	96	▲	+21.5%	+17	
	Abuse and Neglect	AN	41	▲	+156.3%	+25	
	Motion - Protective Order	MP	26	▲	+550.0%	+22	
	Remand Custody	RC	22	▲	+214.3%	+15	
	Remand Visitation	RV	21	▲	+200.0%	+14	
	Felony	DF	19	▲	+26.7%	+4	
	Foster Care Review	FC	18	▼	-5.3%	-1	
	Terminate Parental Rights	TP	18	▲	+125.0%	+10	
	Initial Foster Care	IF	12	▲	+50.0%	+4	
	Child In Need of Services	CS	10	▲	+150.0%	+6	
	Permanency Planning	PH	9	▼	-25.0%	-3	
	Truancy	TR	6	▲	+50.0%	+2	
	Voluntary Continuing Services and Support Agree	VA	6	▲	+500.0%	+5	
	Paternity	PT	5	▲	+66.7%	+2	
	Status	ST	5	▼	-28.6%	-2	
	Child at Risk	RI	4	▲	-	+4	
	Entrustment	ET	4	▲	+100.0%	+2	
	Non-Family Abuse Protective Order	AP	4	▲	+100.0%	+2	
	Family Abuse - Protective Order	FP	3	▲	-	+3	
	Other	OT	3	▲	-	+3	
	Temporary Detention Order	TD	3	▼	-25.0%	-1	
	Relief of Custody	CR	2	▲	+100.0%	+1	
	Civil Violation	CI	1	▼	-80.0%	-4	
	Emancipation	EP	0	▼	-100.0%	-1	
	Emergency Custody Order	EC	0	▼	-100.0%	-1	
	Juvenile Support	JS	0	▼	-100.0%	-1	
	Mental Commitment	MC	0	▼	-100.0%	-1	
	Qualified Residential Treatment	QR	0	▼	-100.0%	-1	
	Total			1,034	▲	26.4%	+216
	GRAND TOTAL			1,867	▲	12.1%	+201

* Compared to same time period as previous year
 9/12/2024 1:13:09PM



** Case Type Categories are defined in the 2017 Virginia Judicial Workload Assessment
 Source: SCV-SQL-Information

Dispositions by Major Case Category**

Category	Summary	Change	% Change	Absolute Change
Adult Criminal	389	▲	-2.5%	-10
Child Dependency	114	▲	+67.6%	+46
Child in Need of Services/Supervision	16	▲	+100.0%	+8
Custody and Visitation	598	▲	+11.6%	+62
Delinquency	122	▲	+40.2%	+35
Juvenile Miscellaneous	5	▼	-37.5%	-3
New to Workload Study	1	▼	-80.0%	-4
Other	157	▲	+36.5%	+42
Protective Orders	127	▲	+17.6%	+19
Support	242	▲	-4.3%	-11
Traffic	96	▲	+21.5%	+17
GRAND TOTAL	1,867	▲	12.1%	+201

* Compared to same time period as previous year
 9/12/2024 1:13:09PM

** Case Type Categories are defined in the 2017 Virginia Judicial Workload Assessment
 Source: SCV-SQL-Information

2024 Overall GRAND TOTAL		Distribution of Caseload			Change*		Percentage (%) of Caseload		
2024  2023  ↑ +116 2.5%	4,786	Adult	2,303	48%	-5.5% ▼	-133	Adult	52.2%	48.1%
		Juvenile	2,483	52%	11.1% ▲	+249	Juvenile	47.8%	51.9%
		GRAND TOTAL	4,786	100%	2.5% ▲	+116	GRAND TOTAL	100%	100%

Dispositions by Division & Code

Division	Case Type Description	Code	Summary	Change	% Change	Absolute Change	
Adult	Misdemeanor	CM	580	▼	-2.2%	-13	
	Civil Support	VS	368	▼	-14.6%	-63	
	Show Cause	SC	357	▲	+0.6%	+2	
	Other	OT	333	▼	-11.0%	-41	
	Felony	CF	218	▼	-1.8%	-4	
	Family Abuse - Protective Order	FP	204	▼	-13.2%	-31	
	Capias	CA	147	▼	+14.0%	+18	
	Violation of Protective Order	PV	41	▲	+355.6%	+32	
	Motion - Protective Order	MP	31	▼	-13.9%	-5	
	Remand Support	RS	17	▼	-59.5%	-25	
	Non-Family Abuse Protective Order	AP	6	▼	-33.3%	-3	
	Restricted License for Non-Support	SL	1	↔		-	
		Total		2,303	▼	-5.5%	-133
Juvenile	Custody Visitation	CV	1,133	▲	+3.1%	+34	
	Traffic	T	457	▲	+0.4%	+2	
	Misdemeanor	DM	435	▲	+44.0%	+133	
	Felony	DF	147	▲	+54.7%	+52	
	Temporary Detention Order	TD	30	▼	-14.3%	-5	
	Mental Commitment	MC	26	↔		-	
	Terminate Parental Rights	TP	26	▲	+420.0%	+21	
	Foster Care Review	FC	23	▲	+43.8%	+7	
	Status	ST	22	▲	+29.4%	+5	
	Remand Custody	RC	21	▼	-40.0%	-14	
	Remand Visitation	RV	21	▼	-40.0%	-14	
	Permanency Planning	PH	20	▼	-4.8%	-1	
	Abuse and Neglect	AN	19	▲	+216.7%	+13	
	Show Cause	SC	18	▲	+80.0%	+8	
	Initial Foster Care	IF	15	▲	+275.0%	+11	
	Truancy	TR	12	▲	+500.0%	+10	
	Emergency Custody Order	EC	11	▼	-8.3%	-1	
	Motion - Protective Order	MP	11	▲	+266.7%	+8	
	Paternity	PT	11	▼	-35.3%	-6	
	Non-Family Abuse Protective Order	AP	8	▼	-55.6%	-10	
	Capias	CA	7	▲	+133.3%	+4	
	Child In Need of Services	CS	4	▼	-33.3%	-2	
	Civil Violation	CI	2	▼	-33.3%	-1	
	Voluntary Continuing Services and Support Agree	VA	2	▲	+100.0%	+1	
	Family Abuse - Protective Order	FP	1	↔		-	
	Relief of Custody	CR	1	↔		-	
	Other	OT	0	▼	-100.0%	-2	
	Qualified Residential Treatment	QR	0	▼	-100.0%	-4	
		Total		2,483	▲	11.1%	+249
		GRAND TOTAL		4,786	▲	2.5%	+116

Dispositions by Major Case Category**

Category	Summary	Change	% Change	Absolute Change
Adult Criminal	1,209	▲	+1.7%	+20
Child Dependency	106	▲	+82.8%	+48
Child in Need of Services/Supervision	16	▲	+100.0%	+8

* Compared to same time period as previous year
 9/12/2024 1:13:09PM

** Case Type Categories are defined in the 2017 Virginia Judicial Workload Assessment
 Source: SCV-SQL-Information

CPSS - JCMS CASELOAD STATISTICS OF THE JUVENILE & DOMESTIC RELATIONS DISTRICT COURTS
 January 2024 thru August 2024 Dispositions (Compared to January 2023 thru August 2023)

Custody and Visitation	1,144	▼	+2.5%	+28
Delinquency	607	▲	+48.0%	+197
Juvenile Miscellaneous	22	▲	+29.4%	+5
New to Workload Study	2	▼	-33.3%	-1
Other	459	▼	-18.2%	-102
Protective Orders	261	▲	-13.6%	-41
Support	503	▼	-8.7%	-48
Traffic	457	▲	+0.4%	+2
GRAND TOTAL	4,786	▲	2.5%	+116

* Compared to same time period as previous year
 9/12/2024 1:13:09PM

** Case Type Categories are defined in the 2017 Virginia Judicial Workload Assessment
 Source: SCV-SQL-Information

2024 Overall GRAND TOTAL		Distribution of Caseload			Change*		Percentage (%) of Caseload		
222	+21 10.4%	Adult	76	34%	-11.6% ▼	-10	Adult	42.8%	34.2%
2024		Juvenile	146	66%	27.0% ▲	+31	Juvenile	57.2%	65.8%
2023		GRAND TOTAL	222	100%	10.4% ▲	+21	GRAND TOTAL	100%	100%

Dispositions by Division & Code

Division	Case Type Description	Code	Summary	Change	% Change	Absolute Change	
Adult	Civil Support	VS	16	▲	+23.1%	+3	
	Felony	CF	13	▲	+116.7%	+7	
	Misdemeanor	CM	13	▼	-43.5%	-10	
	Show Cause	SC	13	▲	-7.1%	-1	
	Other	OT	9	▼	-55.0%	-11	
	Family Abuse - Protective Order	FP	5	▼	-28.6%	-2	
	Remand Support	RS	3	▲	+200.0%	+2	
	Motion - Protective Order	MP	2	▲	-	+2	
	Capias	CA	1	▲	-	+1	
	Non-Family Abuse Protective Order	AP	1	↔	-	-	
	Violation of Protective Order	PV	0	▼	-100.0%	-1	
	Total			76	▼	-11.6%	-10
Juvenile	Custody Visitation	CV	69	▼	-16.9%	-14	
	Misdemeanor	DM	32	▲	+166.7%	+20	
	Traffic	T	26	▲	+271.4%	+19	
	Remand Custody	RC	6	▲	+200.0%	+4	
	Remand Visitation	RV	6	▲	+200.0%	+4	
	Felony	DF	2	▼	-50.0%	-2	
	Child In Need of Services	CS	1	↔	-	-	
	Civil Violation	CI	1	▲	-	+1	
	Foster Care Review	FC	1	▲	-	+1	
	Initial Foster Care	IF	1	▲	-	+1	
	Status	ST	1	↔	-	-	
	Show Cause	SC	0	▼	-100.0%	-1	
	Special Immigrant Juvenile Status	SI	0	▼	-100.0%	-2	
	Total			146	▲	27.0%	+31
	GRAND TOTAL			222	▲	10.4%	+21

Dispositions by Major Case Category**

Category	Summary	Change	% Change	Absolute Change
Adult Criminal	35	▲	-18.6%	-8
Child Dependency	2	▲	-	+2
Child in Need of Services/Supervision	1	↔	-	0
Custody and Visitation	69	▼	-16.9%	-14
Delinquency	34	▲	+100.0%	+17
Juvenile Miscellaneous	1	↔	-	0
New to Workload Study	1	▲	-50.0%	-1
Other	24	▲	-4.0%	-1
Protective Orders	8	▲	-	0
Support	21	▲	+50.0%	+7
Traffic	26	▲	+271.4%	+19
GRAND TOTAL	222	▲	10.4%	+21

* Compared to same time period as previous year
 9/12/2024 1:13:09PM

** Case Type Categories are defined in the 2017 Virginia Judicial Workload Assessment
 Source: SCV-SQL-Information

2024 Overall GRAND TOTAL		Distribution of Caseload			Change*		Percentage (%) of Caseload		
2,678 	+5	Adult	1,267	47%	-5.4% ▼	-73	Adult	50.1%	47.3%
	0.2%	Juvenile	1,411	53%	5.9% ▲	+78	Juvenile	49.9%	52.7%
		GRAND TOTAL	2,678	100%	0.2% ▲	+5	GRAND TOTAL	100%	100%

Dispositions by Division & Code

Division	Case Type Description	Code	Summary	Change	% Change	Absolute Change	
Adult	Civil Support	VS	307	▼	-17.9%	-67	
	Misdemeanor	CM	239	▲	+21.9%	+43	
	Show Cause	SC	216	▼	-15.3%	-39	
	Other	OT	177	▼	-11.5%	-23	
	Capias	CA	105	▲	+12.9%	+12	
	Family Abuse - Protective Order	FP	94	▼	-13.0%	-14	
	Felony	CF	84	▼	-2.3%	-2	
	Motion - Protective Order	MP	17	▲	+13.3%	+2	
	Violation of Protective Order	PV	8	▲	+166.7%	+5	
	Protective Order	PC	7	▼	-12.5%	-1	
	Remand Support	RS	6	▲	+500.0%	+5	
	Restricted License for Non-Support	SL	3	▲	-	+3	
	Bond Forfeiture	BF	2	▲	-	+2	
	Non-Family Abuse Protective Order	AP	2	▲	+100.0%	+1	
Total			1,267	▼	-5.4%	-73	
Juvenile	Custody Visitation	CV	930	▼	-1.3%	-12	
	Misdemeanor	DM	72	▲	+18.0%	+11	
	Abuse and Neglect	AN	54	▲	+38.5%	+15	
	Status	ST	48	▲	+71.4%	+20	
	Paternity	PT	43	▼	-14.0%	-7	
	Permanency Planning	PH	43	▲	+13.2%	+5	
	Foster Care Review	FC	42	↔	-	-	
	Traffic	T	41	▲	+57.7%	+15	
	Felony	DF	32	▲	+23.1%	+6	
	Initial Foster Care	IF	25	▲	+38.9%	+7	
	Temporary Detention Order	TD	18	▲	+260.0%	+13	
	Terminate Parental Rights	TP	13	↔	-	-	
	Remand Custody	RC	10	▲	+400.0%	+8	
	Remand Visitation	RV	10	▲	+400.0%	+8	
	Special Immigrant Juvenile Status	SI	7	▲	+133.3%	+4	
	Relief of Custody	CR	6	▼	-50.0%	-6	
	Capias	CA	3	▲	-	+3	
	Truancy	TR	3	▼	-66.7%	-6	
	Emergency Custody Order	EC	2	↔	-	-	
	Non-Family Abuse Protective Order	AP	2	▲	+100.0%	+1	
	Child In Need of Services	CS	1	▼	-80.0%	-4	
	Emancipation	EP	1	▲	-	+1	
	Juvenile Support	JS	1	▲	-	+1	
	Mental Commitment	MC	1	▲	-	+1	
	Motion - Protective Order	MP	1	▼	-83.3%	-5	
	Other	OT	1	↔	-	-	
	Show Cause	SC	1	▲	-	+1	
	Qualified Residential Treatment	QR	0	▼	-100.0%	-1	
	Voluntary Continuing Services and Support Agreem	VA	0	▼	-100.0%	-1	
	Total			1,411	▲	5.9%	+78
	GRAND TOTAL			2,678	▲	0.2%	+5

* Compared to same time period as previous year
 9/12/2024 1:13:09PM

** Case Type Categories are defined in the 2017 Virginia Judicial Workload Assessment
 Source: SCV-SQL-Information

Dispositions by Major Case Category**

Category	Summary	Change	% Change	Absolute Change
Adult Criminal	566	▲	+14.3%	+71
Child Dependency	183	▼	+11.6%	+19
Child in Need of Services/Supervision	4	▼	-71.4%	-10
Custody and Visitation	973	▼	-1.9%	-19
Delinquency	108	▲	+24.1%	+21
Juvenile Miscellaneous	49	▲	+75.0%	+21
New to Workload Study	7	▲	+133.3%	+4
Other	225	▲	+5.6%	+12
Protective Orders	116	▲	-11.5%	-15
Support	406	▲	-21.9%	-114
Traffic	41	▲	+57.7%	+15
GRAND TOTAL	2,678	▲	0.2%	+5

* Compared to same time period as previous year
 9/12/2024 1:13:09PM

** Case Type Categories are defined in the 2017 Virginia Judicial Workload Assessment
 Source: SCV-SQL-Information

2024 Overall GRAND TOTAL		Distribution of Caseload		Change*		Percentage (%) of Caseload		
794	-101 -11.3%	Adult	400 50%	-29.9% ▼	-171	Adult	2023: 63.8%	2024: 50.4%
2024		Juvenile	394 50%	21.6% ▲	+70	Juvenile	36.2%	49.6%
2023		GRAND TOTAL	794 100%	-11.3% ▼	-101	GRAND TOTAL	100%	100%

Dispositions by Division & Code

Division	Case Type Description	Code	Summary	Change	% Change	Absolute Change
Adult	Show Cause	SC	99	▼	-33.6%	-50
	Civil Support	VS	92	▼	-29.8%	-39
	Misdemeanor	CM	82	▼	-7.9%	-7
	Other	OT	63	▼	-12.5%	-9
	Capias	CA	22	▼	-50.0%	-22
	Family Abuse - Protective Order	FP	17	▼	-34.6%	-9
	Felony	CF	17	▼	-66.0%	-33
	Violation of Protective Order	PV	4	↔		-
	Motion - Protective Order	MP	3	↔		-
	Protective Order	PC	1	▲	-	+1
	Non-Family Abuse Protective Order	AP	0	▼	-100.0%	-1
	Restricted License for Non-Support	SL	0	▼	-100.0%	-2
	Total			400	▼	-29.9%
Juvenile	Custody Visitation	CV	252	▲	+20.0%	+42
	Misdemeanor	DM	28	▲	+27.3%	+6
	Traffic	T	24	▲	+9.1%	+2
	Felony	DF	16	▲	+60.0%	+6
	Child at Risk	RI	12	▲	+140.0%	+7
	Paternity	PT	12	▲	+71.4%	+5
	Permanency Planning	PH	9	▼	-10.0%	-1
	Temporary Detention Order	TD	8	▲	+33.3%	+2
	Abuse and Neglect	AN	5	▲	+66.7%	+2
	Emergency Custody Order	EC	5	▲	+25.0%	+1
	Truancy	TR	5	▲	+150.0%	+3
	Foster Care Review	FC	3	▼	-40.0%	-2
	Motion - Protective Order	MP	3	▲	-	+3
	Relief of Custody	CR	3	↔		-
	Child In Need of Services	CS	2	▲	+100.0%	+1
	Capias	CA	1	▲	-	+1
	Civil Violation	CI	1	▼	-66.7%	-2
	Initial Foster Care	IF	1	▼	-50.0%	-1
	Remand Custody	RC	1	▼	-75.0%	-3
	Remand Visitation	RV	1	▼	-66.7%	-2
	Special Immigrant Juvenile Status	SI	1	▲	-	+1
	Voluntary Continuing Services and Support Agreem	VA	1	↔		-
	Qualified Residential Treatment	QR	0	▼	-100.0%	-1
Total			394	▲	21.6%	+70
GRAND TOTAL			794	▼	-11.3%	-101

Dispositions by Major Case Category**

Category	Summary	Change	% Change	Absolute Change
Adult Criminal	173	▲	-32.9%	-85
Child Dependency	34	▲	+13.3%	+4
Child in Need of Services/Supervision	7	▲	+133.3%	+4
Custody and Visitation	264	▲	+21.7%	+47
Delinquency	45	▲	+40.6%	+13
New to Workload Study	2	▲	-33.3%	-1
Other	78	▼	-12.4%	-11

* Compared to same time period as previous year
 9/12/2024 1:13:09PM

** Case Type Categories are defined in the 2017 Virginia Judicial Workload Assessment
 Source: SCV-SQL-Information

CPSS - JCMS CASELOAD STATISTICS OF THE JUVENILE & DOMESTIC RELATIONS DISTRICT COURTS
January 2024 thru August 2024 Dispositions (Compared to January 2023 thru August 2023)

Martinsville

District: 21 FIPS: 690

Protective Orders	23	▲	-23.3%	-7
Support	144	▼	-31.8%	-67
Traffic	24	▲	+9.1%	+2
GRAND TOTAL	794	▼	-11.3%	-101

2024 Overall GRAND TOTAL		Distribution of Caseload		Change*		Percentage (%) of Caseload			
910 +145 19.0% 		Adult	356	39%	8.5% ▲	+28	Adult	42.9%	39.1%
		Juvenile	554	61%	26.8% ▲	+117	Juvenile	57.1%	60.9%
		GRAND TOTAL	910	100%	19.0% ▲	+145	GRAND TOTAL	100%	100%

Dispositions by Division & Code

Division	Case Type Description	Code	Summary	Change	% Change	Absolute Change	
Adult	Civil Support	VS	80	↔		-	
	Misdemeanor	CM	72	▲	+16.1%	+10	
	Show Cause	SC	69	▲	+21.1%	+12	
	Felony	CF	44	▲	+41.9%	+13	
	Other	OT	39	▲	+50.0%	+13	
	Family Abuse - Protective Order	FP	29	▼	-23.7%	-9	
	Motion - Protective Order	MP	10	▲	+25.0%	+2	
	Capias	CA	7	▼	-65.0%	-13	
	Remand Support	RS	4	↔		-	
	Non-Family Abuse Protective Order	AP	2	▲	+100.0%	+1	
	Restricted License for Non-Support	SL	0	▼	-100.0%	-1	
	Total		356	▲	8.5%	+28	
Juvenile	Custody Visitation	CV	309	▲	+19.3%	+50	
	Abuse and Neglect	AN	65	▲	+35.4%	+17	
	Permanency Planning	PH	47	▲	+80.8%	+21	
	Terminate Parental Rights	TP	22	▲	-	+22	
	Foster Care Review	FC	20	▲	+66.7%	+8	
	Initial Foster Care	IF	18	▲	+12.5%	+2	
	Misdemeanor	DM	14	↔		-	
	Traffic	T	11	▲	+22.2%	+2	
	Remand Custody	RC	10	▼	-9.1%	-1	
	Paternity	PT	9	▼	-25.0%	-3	
	Remand Visitation	RV	9	↔		-	
	Felony	DF	3	▼	-76.9%	-10	
	Motion - Protective Order	MP	3	▲	+200.0%	+2	
	Child In Need of Services	CS	2	▲	+100.0%	+1	
	Non-Family Abuse Protective Order	AP	2	▲	+100.0%	+1	
	Status	ST	2	▲	-	+2	
	Voluntary Continuing Services and Support Agreem	VA	2	▲	-	+2	
	Capias	CA	1	▲	-	+1	
	Emergency Custody Order	EC	1	▼	-50.0%	-1	
	Family Abuse - Protective Order	FP	1	▲	-	+1	
	Relief of Custody	CR	1	↔		-	
	Show Cause	SC	1	▲	-	+1	
	Temporary Detention Order	TD	1	↔		-	
	Child at Risk	RI	0	▼	-100.0%	-1	
		Total		554	▲	26.8%	+117
		GRAND TOTAL		910	▲	19.0%	+145

Dispositions by Major Case Category**

Category	Summary	Change	% Change	Absolute Change
Adult Criminal	176	▲	+18.1%	+27
Child Dependency	175	▲	+68.3%	+71
Child in Need of Services/Supervision	2	▲	+100.0%	+1
Custody and Visitation	318	▼	+17.3%	+47
Delinquency	19	▲	-29.6%	-8
Juvenile Miscellaneous	2	▲	-	+2
Other	64	▼	+20.8%	+11

* Compared to same time period as previous year
 9/12/2024 1:13:09PM

** Case Type Categories are defined in the 2017 Virginia Judicial Workload Assessment
 Source: SCV-SQL-Information

CPSS - JCMS CASELOAD STATISTICS OF THE JUVENILE & DOMESTIC RELATIONS DISTRICT COURTS
 January 2024 thru August 2024 Dispositions (Compared to January 2023 thru August 2023)

Patrick

District: 21 FIPS: 141

Protective Orders	47	▲	-4.1%	-2
Support	96	▼	-5.9%	-6
Traffic	11	▲	+22.2%	+2
GRAND TOTAL	910	▲	19.0%	+145

2024 Overall GRAND TOTAL		Distribution of Caseload		Change*		Percentage (%) of Caseload			
2,723	-7 -0.3%	Adult	1,852	68%	-4.5% ▼	-87	Adult	71.0%	68.0%
2024		Juvenile	871	32%	10.1% ▲	+80	Juvenile	29.0%	32.0%
		GRAND TOTAL	2,723	100%	-0.3% ▼	-7	GRAND TOTAL	100%	100%

Dispositions by Division & Code

Division	Case Type Description	Code	Summary	Change	% Change	Absolute Change	
Adult	Misdemeanor	CM	462	▼	-5.1%	-25	
	Other	OT	410	▲	+4.3%	+17	
	Capias	CA	312	▲	+17.7%	+47	
	Show Cause	SC	257	▼	-24.2%	-82	
	Civil Support	VS	234	▼	-15.5%	-43	
	Felony	CF	82	▲	+10.8%	+8	
	Family Abuse - Protective Order	FP	81	▼	-9.0%	-8	
	Non-Family Abuse Protective Order	AP	8	▼	-11.1%	-1	
	Motion - Protective Order	MP	3	▲	+200.0%	+2	
	Violation of Protective Order	PV	3	↔		-	
	Restricted License for Non-Support	SL	0	▼	-100.0%	-2	
		Total		1,852	▼	-4.5%	-87
Juvenile	Custody Visitation	CV	374	▲	+5.1%	+18	
	Misdemeanor	DM	144	▼	-2.0%	-3	
	Truancy	TR	82	▲	+121.6%	+45	
	Felony	DF	72	▲	+7.5%	+5	
	Status	ST	48	▼		-	
	Permanency Planning	PH	22	▼	-8.3%	-2	
	Abuse and Neglect	AN	21	▲	+2,000.0%	+20	
	Paternity	PT	16	▲	+23.1%	+3	
	Traffic	T	16	▼	-5.9%	-1	
	Foster Care Review	FC	13	▼	-23.5%	-4	
	Initial Foster Care	IF	12	▲	+33.3%	+3	
	Non-Family Abuse Protective Order	AP	12	▲	+140.0%	+7	
	Child In Need of Services	CS	11	↔		-	
	Mental Commitment	MC	5	▼	-50.0%	-5	
	Other	OT	5	▲		+5	
	Temporary Detention Order	TD	4	▼	-33.3%	-2	
	Civil Violation	CI	3	▲	+50.0%	+1	
	Entrustment	ET	3	▲	+200.0%	+2	
	Terminate Parental Rights	TP	2	▼	-84.6%	-11	
	Voluntary Continuing Services and Support Agree	VA	2	▼	-33.3%	-1	
	Emancipation	EP	1	▲		+1	
	Emergency Custody Order	EC	1	▼	-50.0%	-1	
	Family Abuse - Protective Order	FP	1	↔		-	
	Special Immigrant Juvenile Status	SI	1	▲		+1	
	Relief of Custody	CR	0	▼	-100.0%	-1	
		Total		871	▲	10.1%	+80
		GRAND TOTAL		2,723	▼	-0.3%	-7

Dispositions by Major Case Category**

Category	Summary	Change	% Change	Absolute Change
Adult Criminal	1,046	▲	-2.5%	-27
Child Dependency	75	▲	+8.7%	+6
Child in Need of Services/Supervision	93	▲	+93.8%	+45
Custody and Visitation	390	▲	+5.7%	+21
Delinquency	216	▲	+0.9%	+2
Juvenile Miscellaneous	49	▲	+2.1%	+1

CPSS - JCMS CASELOAD STATISTICS OF THE JUVENILE & DOMESTIC RELATIONS DISTRICT COURTS
 January 2024 thru August 2024 Dispositions (Compared to January 2023 thru August 2023)

Danville

District: 22 FIPS: 590

New to Workload Study	4	▲	+100.0%	+2
Other	425	▲	+3.4%	+14
Protective Orders	105	▲		0
Support	304	▼	-18.7%	-70
Traffic	16	▼	-5.9%	-1
GRAND TOTAL	2,723	▼	-0.3%	-7

2024 Overall GRAND TOTAL		Distribution of Caseload		Change*		Percentage (%) of Caseload		
2,607	-132 -4.8%	Adult	1,055 40%	-0.1% ▼	-1	Adult	38.6%	40.5%
2024		Juvenile	1,552 60%	-7.8% ▼	-131	Juvenile	61.4%	59.5%
2023		GRAND TOTAL	2,607 100%	-4.8% ▼	-132	GRAND TOTAL	100%	100%

Dispositions by Division & Code

Division	Case Type Description	Code	Summary	Change	% Change	Absolute Change	
Adult	Civil Support	VS	274	▲	+10.0%	+25	
	Misdemeanor	CM	258	▲	+23.4%	+49	
	Other	OT	180	▼	-7.7%	-15	
	Show Cause	SC	132	▼	-10.2%	-15	
	Family Abuse - Protective Order	FP	90	▲	+45.2%	+28	
	Capias	CA	39	▼	-31.6%	-18	
	Felony	CF	30	▼	-33.3%	-15	
	Non-Family Abuse Protective Order	AP	27	▼	-47.1%	-24	
	Motion - Protective Order	MP	12	▼	-33.3%	-6	
	Violation of Protective Order	PV	8	▲	+166.7%	+5	
	Remand Support	RS	4	▼	-78.9%	-15	
	Restricted License for Non-Support	SL	1	▲	-	+1	
	Bond Forfeiture	BF	0	▼	-100.0%	-1	
	Total		1,055	▼	-0.1%	-1	
Juvenile	Custody Visitation	CV	840	▼	-5.1%	-45	
	Misdemeanor	DM	226	▲	+19.6%	+37	
	Abuse and Neglect	AN	112	▲	+4.7%	+5	
	Status	ST	50	▲	-12.3%	-7	
	Traffic	T	42	▲	+5.0%	+2	
	Motion - Protective Order	MP	35	▲	+6.1%	+2	
	Permanency Planning	PH	35	▲	+45.8%	+11	
	Child In Need of Services	CS	34	▲	+13.3%	+4	
	Foster Care Review	FC	30	▼	-26.8%	-11	
	Felony	DF	29	▼	-40.8%	-20	
	Remand Visitation	RV	25	▼	-57.6%	-34	
	Remand Custody	RC	23	▼	-67.1%	-47	
	Truancy	TR	18	▼	-10.0%	-2	
	Initial Foster Care	IF	17	▼	-34.6%	-9	
	Paternity	PT	10	▼	-52.4%	-11	
	Relief of Custody	CR	9	▲	+800.0%	+8	
	Terminate Parental Rights	TP	6	▼	-45.5%	-5	
	Civil Violation	CI	3	↔	-	-	
	Non-Family Abuse Protective Order	AP	3	▲	-	+3	
	Entrustment	ET	2	▼	-60.0%	-3	
	Capias	CA	1	↔	-	-	
	Special Immigrant Juvenile Status	SI	1	▲	-	+1	
	Voluntary Continuing Services and Support Agree	VA	1	▼	-80.0%	-4	
	Emergency Custody Order	EC	0	▼	-100.0%	-1	
	Qualified Residential Treatment	QR	0	▼	-100.0%	-5	
		Total		1,552	▼	-7.8%	-131
	GRAND TOTAL			2,607	▼	-4.8%	-132

Dispositions by Major Case Category**

Category	Summary	Change	% Change	Absolute Change
Adult Criminal	391	▼	-0.5%	-2
Child Dependency	212	▲	-5.8%	-13
Child in Need of Services/Supervision	52	▲	+4.0%	+2
Custody and Visitation	850	▼	-6.2%	-56
Delinquency	256	▼	+7.1%	+17

* Compared to same time period as previous year
 9/12/2024 1:13:09PM

** Case Type Categories are defined in the 2017 Virginia Judicial Workload Assessment
 Source: SCV-SQL-Information

Juvenile Miscellaneous	50	▲	-12.3%	-7
New to Workload Study	4	▲	+33.3%	+1
Other	232	▼	-32.6%	-112
Protective Orders	167	▲	+1.8%	+3
Support	351	▲	+10.4%	+33
Traffic	42	▲	+5.0%	+2
GRAND TOTAL	2,607	▼	-4.8%	-132

2024 Overall GRAND TOTAL		Distribution of Caseload			Change*		Percentage (%) of Caseload		
2,435 	+64 2.7%	Adult	1,166	48%	6.9% ▲	+75	Adult	46.0%	47.9%
		Juvenile	1,269	52%	-0.9% ▼	-11	Juvenile	54.0%	52.1%
		GRAND TOTAL	2,435	100%	2.7% ▲	+64	GRAND TOTAL	100%	100%

Dispositions by Division & Code

Division	Case Type Description	Code	Summary	Change	% Change	Absolute Change	
Adult	Civil Support	VS	300	▲	+19.5%	+49	
	Misdemeanor	CM	284	▼	-12.1%	-39	
	Other	OT	215	▲	+10.8%	+21	
	Show Cause	SC	159	▲	+17.8%	+24	
	Family Abuse - Protective Order	FP	97	▼	-4.9%	-5	
	Capias	CA	40	▲	+17.6%	+6	
	Felony	CF	39	▲	+11.4%	+4	
	Motion - Protective Order	MP	14	▲	+40.0%	+4	
	Violation of Protective Order	PV	10	▲	+400.0%	+8	
	Non-Family Abuse Protective Order	AP	5	▲	+150.0%	+3	
	Violation Family Abuse Protective Order	PS	2	▲	+100.0%	+1	
	Remand Support	RS	1	▼	-50.0%	-1	
		Total		1,166	▲	6.9%	+75
Juvenile	Custody Visitation	CV	871	▲	+3.9%	+33	
	Misdemeanor	DM	50	▼	-44.4%	-40	
	Abuse and Neglect	AN	49	▲	+48.5%	+16	
	Traffic	T	47	▼	-30.9%	-21	
	Initial Foster Care	IF	30	▲	+114.3%	+16	
	Permanency Planning	PH	29	▼	-29.3%	-12	
	Child In Need of Services	CS	28	▼	-6.7%	-2	
	Foster Care Review	FC	27	▲	+3.8%	+1	
	Child at Risk	RI	24	▲	+9.1%	+2	
	Voluntary Continuing Services and Support Agreem	VA	23	▲	+91.7%	+11	
	Paternity	PT	20	▲	+66.7%	+8	
	Temporary Detention Order	TD	15	▲	+66.7%	+6	
	Status	ST	10	▼	-23.1%	-3	
	Terminate Parental Rights	TP	10	▲	+66.7%	+4	
	Felony	DF	8	▼	-61.9%	-13	
	Non-Family Abuse Protective Order	AP	6	▲	+50.0%	+2	
	Relief of Custody	CR	6	▲	+100.0%	+3	
	Truancy	TR	6	▼	-50.0%	-6	
	Emergency Custody Order	EC	5	▲	+66.7%	+2	
	Motion - Protective Order	MP	2	▼	-66.7%	-4	
	Civil Violation	CI	1	↔		-	
	Emancipation	EP	1	▲	-	+1	
	Other	OT	1	▲	-	+1	
	Family Abuse - Protective Order	FP	0	▼	-100.0%	-2	
	Qualified Residential Treatment	QR	0	▼	-100.0%	-7	
	Remand Custody	RC	0	▼	-100.0%	-2	
	Remand Visitation	RV	0	▼	-100.0%	-2	
	Show Cause	SC	0	▼	-100.0%	-3	
		Total		1,269	▼	-0.9%	-11
	GRAND TOTAL			2,435	▲	2.7%	+64

Dispositions by Major Case Category**

Category	Summary	Change	% Change	Absolute Change
Adult Criminal	502	▲	+2.7%	+13
Child Dependency	198	▲	+20.7%	+34
Child in Need of Services/Supervision	34	▼	-19.0%	-8

* Compared to same time period as previous year
 9/12/2024 1:13:09PM

** Case Type Categories are defined in the 2017 Virginia Judicial Workload Assessment
 Source: SCV-SQL-Information

Custody and Visitation	891	▲	+4.8%	+41
Delinquency	58	▼	-49.1%	-56
Juvenile Miscellaneous	11	▲	-15.4%	-2
New to Workload Study	1	↔		0
Other	237	▲	+11.8%	+25
Protective Orders	124	▲	-1.6%	-2
Support	332	▼	+13.7%	+40
Traffic	47	▼	-30.9%	-21
GRAND TOTAL	2,435	▲	2.7%	+64

2024 Overall GRAND TOTAL		Distribution of Caseload		Change*		Percentage (%) of Caseload		
6,165	-550 -8.2%	Adult	2,890 47%	-5.5% ▼	-167	Adult	2023 45.5%	2024 46.9%
2024		Juvenile	3,275 53%	-10.5% ▼	-383	Juvenile	54.5%	53.1%
2023		GRAND TOTAL	6,165 100%	-8.2% ▼	-550	GRAND TOTAL	100%	100%

Dispositions by Division & Code

Division	Case Type Description	Code	Summary	Change	% Change	Absolute Change
Adult	Misdemeanor	CM	787	▼	-9.1%	-79
	Civil Support	VS	588	▲	+2.1%	+12
	Other	OT	558	▼	-6.4%	-38
	Show Cause	SC	413	▲	+0.5%	+2
	Family Abuse - Protective Order	FP	292	▼	-15.9%	-55
	Felony	CF	135	▲	+36.4%	+36
	Motion - Protective Order	MP	31	▲	+19.2%	+5
	Capias	CA	25	▼	-43.2%	-19
	Non-Family Abuse Protective Order	AP	22	▼	-60.0%	-33
	Violation of Protective Order	PV	17	▼	-15.0%	-3
	Remand Support	RS	15	↔		-
	Restricted License for Non-Support	SL	5	▲	+400.0%	+4
	Bond Forfeiture	BF	2	▲	+100.0%	+1
	Total		2,890	▼	-5.5%	-167
Juvenile	Custody Visitation	CV	1,715	▼	-23.5%	-528
	Misdemeanor	DM	247	▲	+33.5%	+62
	Abuse and Neglect	AN	175	▼	-5.4%	-10
	Permanency Planning	PH	148	▼	-22.5%	-43
	Foster Care Review	FC	124	▲	+18.1%	+19
	Traffic	T	103	▲	+21.2%	+18
	Truancy	TR	95	▲	+37.7%	+26
	Initial Foster Care	IF	78	▲	+20.0%	+13
	Temporary Detention Order	TD	75	▲	+31.6%	+18
	Terminate Parental Rights	TP	73	▼	-25.5%	-25
	Motion - Protective Order	MP	68	▼	-16.0%	-13
	Status	ST	56	▲	+460.0%	+46
	Felony	DF	52	▲	+4.0%	+2
	Mental Commitment	MC	50	▲	+16.3%	+7
	Special Immigrant Juvenile Status	SI	47	▲	+370.0%	+37
	Remand Custody	RC	28	▲	+100.0%	+14
	Paternity	PT	23	▼	-41.0%	-16
	Relief of Custody	CR	23	▲	+155.6%	+14
	Remand Visitation	RV	21	▲	+75.0%	+9
	Non-Family Abuse Protective Order	AP	15	▼	-61.5%	-24
	Emergency Custody Order	EC	14	▲	+100.0%	+7
	Child In Need of Services	CS	13	▼	-13.3%	-2
	Voluntary Continuing Services and Support Agree	VA	11	↔		-
	Capias	CA	7	▲	+16.7%	+1
	Entrustment	ET	7	▼	-41.7%	-5
	Family Abuse - Protective Order	FP	5	▲	+400.0%	+4
	Other	OT	1	▲		-
	Restricted Operators License	RL	1	▲	-	+1
	Child at Risk	RI	0	▼	-100.0%	-2
	Emancipation	EP	0	▼	-100.0%	-3
	Juvenile Support	JS	0	▼	-100.0%	-1
	Qualified Residential Treatment	QR	0	▼	-100.0%	-9
		Total		3,275	▼	-10.5%
	GRAND TOTAL		6,165	▼	-8.2%	-550

* Compared to same time period as previous year
 9/12/2024 1:13:09PM

** Case Type Categories are defined in the 2017 Virginia Judicial Workload Assessment
 Source: SCV-SQL-Information

Dispositions by Major Case Category**

Category	Summary	Change	% Change	Absolute Change
Adult Criminal	1,141	▲	-5.7%	-69
Child Dependency	639	▼	-7.0%	-48
Child in Need of Services/Supervision	108	▲	+28.6%	+24
Custody and Visitation	1,739	▲	-23.8%	-543
Delinquency	305	▲	+26.6%	+64
Juvenile Miscellaneous	57	▲	+338.5%	+44
New to Workload Study	47	▲	+370.0%	+37
Other	761	▲	+2.1%	+16
Protective Orders	433	▲	-21.1%	-116
Support	831	▲	+2.7%	+22
Traffic	104	▲	+22.4%	+19
GRAND TOTAL	6,165	▼	-8.2%	-550

* Compared to same time period as previous year
 9/12/2024 1:13:09PM

** Case Type Categories are defined in the 2017 Virginia Judicial Workload Assessment
 Source: SCV-SQL-Information

2024 Overall GRAND TOTAL		Distribution of Caseload		Change*		Percentage (%) of Caseload			
3,176	+107 3.5%	Adult	1,285	40%	-10.6% ▼	-153	Adult	46.9%	40.5%
2024		Juvenile	1,891	60%	15.9% ▲	+260	Juvenile	53.1%	59.5%
2023		GRAND TOTAL	3,176	100%	3.5% ▲	+107	GRAND TOTAL	100%	100%

Dispositions by Division & Code

Division	Case Type Description	Code	Summary	Change	% Change	Absolute Change	
Adult	Civil Support	VS	302	▼	-5.0%	-16	
	Misdemeanor	CM	281	▼	-24.7%	-92	
	Show Cause	SC	218	▲	+19.1%	+35	
	Other	OT	204	▼	-25.5%	-70	
	Family Abuse - Protective Order	FP	134	▲	+12.6%	+15	
	Felony	CF	58	▼	-36.3%	-33	
	Capias	CA	34	▲	+36.0%	+9	
	Remand Support	RS	21	▼	-27.6%	-8	
	Non-Family Abuse Protective Order	AP	16	↔		-	
	Motion - Protective Order	MP	14	▲	+100.0%	+7	
	Violation of Protective Order	PV	2	↔		-	
	Restricted License for Non-Support Protective Order	SL PC	1 0	▲ ▼	- -100.0%	+1 -1	
	Total		1,285	▼	-10.6%	-153	
Juvenile	Custody Visitation	CV	954	▲	+16.2%	+133	
	Misdemeanor	DM	216	▲	+54.3%	+76	
	Traffic	T	108	▼	-1.8%	-2	
	Status	ST	101	▲	+16.1%	+14	
	Abuse and Neglect	AN	95	▼	-16.7%	-19	
	Felony	DF	87	▲	+141.7%	+51	
	Permanency Planning	PH	60	▼	-20.0%	-15	
	Initial Foster Care	IF	35	▲	+66.7%	+14	
	Foster Care Review	FC	32	↔		-	
	Terminate Parental Rights	TP	30	▲	+114.3%	+16	
	Truancy	TR	30	▲	+76.5%	+13	
	Voluntary Continuing Services and Support Agree	VA	29	▲	+26.1%	+6	
	Motion - Protective Order	MP	23	▲	+9.5%	+2	
	Remand Custody	RC	16	▼	-66.7%	-32	
	Non-Family Abuse Protective Order	AP	15	▲	+87.5%	+7	
	Paternity	PT	15	↔		-	
	Child In Need of Services	CS	11	▲	+120.0%	+6	
	Temporary Detention Order	TD	10	▼	-23.1%	-3	
	Special Immigrant Juvenile Status	SI	8	▲	+700.0%	+7	
	Civil Violation	CI	5	▲	+66.7%	+2	
	Relief of Custody	CR	5	▼	-44.4%	-4	
	Entrustment	ET	3	▼	-25.0%	-1	
	Capias	CA	1	▼	-80.0%	-4	
	Emancipation	EP	1	↔		-	
	Show Cause	SC	1	↔		-	
	Emergency Custody Order	EC	0	▼	-100.0%	-2	
	Qualified Residential Treatment	QR	0	▼	-100.0%	-3	
	Remand Visitation	RV	0	▼	-100.0%	-2	
		Total		1,891	▲	15.9%	+260
		GRAND TOTAL		3,176	▲	3.5%	+107

Dispositions by Major Case Category**

Category	Summary	Change	% Change	Absolute Change
Adult Criminal	494	▼	-17.3%	-103
Child Dependency	289	▲	-2.0%	-6

* Compared to same time period as previous year
 9/12/2024 1:13:09PM

** Case Type Categories are defined in the 2017 Virginia Judicial Workload Assessment
 Source: SCV-SQL-Information

Child in Need of Services/Supervision	41	▲	+86.4%	+19
Custody and Visitation	969	▲	+15.9%	+133
Delinquency	305	▲	+67.6%	+123
Juvenile Miscellaneous	102	▲	+15.9%	+14
New to Workload Study	13	▲	+225.0%	+9
Other	251	▼	-31.8%	-117
Protective Orders	202	▲	+18.1%	+31
Support	402	▲	+1.5%	+6
Traffic	108	▼	-1.8%	-2
GRAND TOTAL	3,176	▲	3.5%	+107

2024 Overall GRAND TOTAL		Distribution of Caseload		Change*		Percentage (%) of Caseload			
1,064	-221 -17.2%	Adult	487	46%	-11.1% ▼	-61	Adult	42.6%	45.8%
2024		Juvenile	577	54%	-21.7% ▼	-160	Juvenile	57.4%	54.2%
2023		GRAND TOTAL	1,064	100%	-17.2% ▼	-221	GRAND TOTAL	100%	100%

Dispositions by Division & Code

Division	Case Type Description	Code	Summary	Change	% Change	Absolute Change	
Adult	Misdemeanor	CM	160	▲	+1.9%	+3	
	Civil Support	VS	83	▼	-21.7%	-23	
	Other	OT	83	▲	-6.7%	-6	
	Show Cause	SC	53	▼	-26.4%	-19	
	Family Abuse - Protective Order	FP	40	▲	+11.1%	+4	
	Capias	CA	32	▲	+45.5%	+10	
	Felony	CF	27	▼	-43.8%	-21	
	Remand Support	RS	5	▼	-50.0%	-5	
	Motion - Protective Order	MP	3	▼	-50.0%	-3	
	Violation of Protective Order	PV	1	▼	-50.0%	-1	
	Total		487	▼	-11.1%	-61	
Juvenile	Custody Visitation	CV	209	▼	-26.4%	-75	
	Misdemeanor	DM	103	▼	-4.6%	-5	
	Traffic	T	64	▼	-14.7%	-11	
	Abuse and Neglect	AN	47	▲	+38.2%	+13	
	Status	ST	25	▲	+78.6%	+11	
	Foster Care Review	FC	20	▲	+66.7%	+8	
	Mental Commitment	MC	20	▼	-47.4%	-18	
	Felony	DF	17	▼	-57.5%	-23	
	Initial Foster Care	IF	11	▲	+37.5%	+3	
	Permanency Planning	PH	10	▼	-60.0%	-15	
	Remand Custody	RC	9	▼	-43.8%	-7	
	Remand Visitation	RV	9	▼	-43.8%	-7	
	Voluntary Continuing Services and Support Agreem	VA	9	▼	-25.0%	-3	
	Motion - Protective Order	MP	7	▼	-46.2%	-6	
	Temporary Detention Order	TD	7	▼	-12.5%	-1	
	Relief of Custody	CR	2	▲	-	+2	
	Child In Need of Services	CS	1	▲	-	+1	
	Civil Violation	CI	1	↔	-	-	
	Emergency Custody Order	EC	1	▼	-66.7%	-2	
	Non-Family Abuse Protective Order	AP	1	▼	-50.0%	-1	
	Other	OT	1	▼	-50.0%	-1	
	Paternity	PT	1	▼	-80.0%	-4	
	Show Cause	SC	1	▲	-	+1	
	Truancy	TR	1	▼	-50.0%	-1	
	Entrustment	ET	0	▼	-100.0%	-9	
	Qualified Residential Treatment	QR	0	▼	-100.0%	-2	
	Special Immigrant Juvenile Status	SI	0	▼	-100.0%	-1	
	Terminate Parental Rights	TP	0	▼	-100.0%	-7	
		Total		577	▼	-21.7%	-160
	GRAND TOTAL			1,064	▼	-17.2%	-221

Dispositions by Major Case Category**

Category	Summary	Change	% Change	Absolute Change
Adult Criminal	254	▼	-3.8%	-10
Child Dependency	99	▲	-9.2%	-10
Child in Need of Services/Supervision	2	▲	-	0
Custody and Visitation	210	▼	-27.3%	-79
Delinquency	121	▲	-18.2%	-27

* Compared to same time period as previous year
 9/12/2024 1:13:09PM

** Case Type Categories are defined in the 2017 Virginia Judicial Workload Assessment
 Source: SCV-SQL-Information

CPSS - JCMS CASELOAD STATISTICS OF THE JUVENILE & DOMESTIC RELATIONS DISTRICT COURTS
 January 2024 thru August 2024 Dispositions (Compared to January 2023 thru August 2023)

Juvenile Miscellaneous	25	▲	+78.6%	+11
New to Workload Study	1	▼	-50.0%	-1
Other	135	▼	-25.8%	-47
Protective Orders	51	▼	-10.5%	-6
Support	102	▼	-28.7%	-41
Traffic	64	▼	-14.7%	-11
GRAND TOTAL	1,064	▼	-17.2%	-221

2024 Overall GRAND TOTAL		Distribution of Caseload		Change*		Percentage (%) of Caseload			
1,557 -28 -1.8% 		Adult	838	54%	4.2% ▲	+34	Adult	50.7%	53.8%
		Juvenile	719	46%	-7.9% ▼	-62	Juvenile	49.3%	46.2%
		GRAND TOTAL	1,557	100%	-1.8% ▼	-28	GRAND TOTAL	100%	100%

Dispositions by Division & Code

Division	Case Type Description	Code	Summary	Change	% Change	Absolute Change
Adult	Misdemeanor	CM	178	▲	+28.1%	+39
	Civil Support	VS	147	▼	-16.0%	-28
	Other	OT	129	▼	-5.8%	-8
	Show Cause	SC	128	▼	-20.5%	-33
	Felony	CF	100	▲	+138.1%	+58
	Family Abuse - Protective Order	FP	76	▼	-5.0%	-4
	Capias	CA	30	▲	+36.4%	+8
	Motion - Protective Order	MP	22	▼	-26.7%	-8
	Violation of Protective Order	PV	14	▲	+16.7%	+2
	Non-Family Abuse Protective Order	AP	6	▲	+50.0%	+2
	Remand Support	RS	6	▲	+500.0%	+5
	Restricted License for Non-Support	SL	2	▲	+100.0%	+1
		Total		838	▲	4.2%
Juvenile	Custody Visitation	CV	469	▼	-1.3%	-6
	Misdemeanor	DM	48	▼	-17.2%	-10
	Traffic	T	37	▼	-24.5%	-12
	Abuse and Neglect	AN	25	▼	-53.7%	-29
	Felony	DF	16	▲	+14.3%	+2
	Paternity	PT	15	▼	-31.8%	-7
	Foster Care Review	FC	12	▼	-7.7%	-1
	Remand Visitation	RV	12	▲	-	+12
	Temporary Detention Order	TD	12	▲	+50.0%	+4
	Truancy	TR	11	▼	-35.3%	-6
	Remand Custody	RC	10	▲	+66.7%	+4
	Entrustment	ET	9	▲	+800.0%	+8
	Permanency Planning	PH	8	▼	-42.9%	-6
	Status	ST	8	▼	-38.5%	-5
	Non-Family Abuse Protective Order	AP	7	▼	-30.0%	-3
	Initial Foster Care	IF	6	▼	-25.0%	-2
	Motion - Protective Order	MP	5	▼	-37.5%	-3
	Child In Need of Services	CS	4	▲	+100.0%	+2
	Other	OT	2	▲	+100.0%	+1
	Relief of Custody	CR	1	▲	-	+1
	Special Immigrant Juvenile Status	SI	1	▲	-	+1
	Voluntary Continuing Services and Support Agreem	VA	1	▲	-	+1
	Child at Risk	RI	0	▼	-100.0%	-2
	Emancipation	EP	0	▼	-100.0%	-1
	Emergency Custody Order	EC	0	▼	-100.0%	-3
	Terminate Parental Rights	TP	0	▼	-100.0%	-2
		Total		719	▼	-7.9%
	GRAND TOTAL		1,557	▼	-1.8%	-28

Dispositions by Major Case Category**

Category	Summary	Change	% Change	Absolute Change
Adult Criminal	400	▲	+23.8%	+77
Child Dependency	62	▲	-34.0%	-32
Child in Need of Services/Supervision	15	▲	-21.1%	-4
Custody and Visitation	484	▼	-2.6%	-13
Delinquency	64	▼	-11.1%	-8

* Compared to same time period as previous year
 9/12/2024 1:13:09PM

** Case Type Categories are defined in the 2017 Virginia Judicial Workload Assessment
 Source: SCV-SQL-Information

CPSS - JCMS CASELOAD STATISTICS OF THE JUVENILE & DOMESTIC RELATIONS DISTRICT COURTS
 January 2024 thru August 2024 Dispositions (Compared to January 2023 thru August 2023)

Juvenile Miscellaneous	8	▼	-42.9%	-6
New to Workload Study	1	▲	-	+1
Other	171	▲	+9.6%	+15
Protective Orders	116	▼	-12.1%	-16
Support	199	▲	-13.1%	-30
Traffic	37	▼	-24.5%	-12
GRAND TOTAL	1,557	▼	-1.8%	-28

2024 Overall GRAND TOTAL		Distribution of Caseload		Change*		Percentage (%) of Caseload			
2,987	-364 -10.9%	Adult	1,284	43%	-14.9% ▼	-224	Adult	45.0%	43.0%
2024		Juvenile	1,703	57%	-7.6% ▼	-140	Juvenile	55.0%	57.0%
2023		GRAND TOTAL	2,987	100%	-10.9% ▼	-364	GRAND TOTAL	100%	100%

Dispositions by Division & Code

Division	Case Type Description	Code	Summary	Change	% Change	Absolute Change
Adult	Civil Support	VS	357	▲	+1.7%	+6
	Show Cause	SC	237	▲	-7.8%	-20
	Misdemeanor	CM	218	▼	-19.3%	-52
	Other	OT	138	▼	-26.2%	-49
	Family Abuse - Protective Order	FP	115	▼	-12.9%	-17
	Capias	CA	59	▼	-19.2%	-14
	Felony	CF	57	▼	-63.5%	-99
	Motion - Protective Order	MP	46	▲	+91.7%	+22
	Remand Support	RS	37	↔		-
	Violation of Protective Order	PV	13	▲	+30.0%	+3
	Non-Family Abuse Protective Order	AP	5	▼	-44.4%	-4
	Restricted License for Non-Support	SL	1	▼	-50.0%	-1
	Violation Family Abuse Protective Order	PS	1	▲	-	+1
	Total		1,284	▼	-14.9%	-224
Juvenile	Custody Visitation	CV	1,070	▲	+2.0%	+21
	Remand Custody	RC	67	▼	-11.8%	-9
	Remand Visitation	RV	64	▼	-12.3%	-9
	Foster Care Review	FC	57	▲	+1.8%	+1
	Abuse and Neglect	AN	50	▼	-60.6%	-77
	Status	ST	47	▲	+30.6%	+11
	Misdemeanor	DM	46	▼	-57.8%	-63
	Permanency Planning	PH	46	▲	+35.3%	+12
	Motion - Protective Order	MP	45	▲	+55.2%	+16
	Traffic	T	38	▼	-30.9%	-17
	Truancy	TR	37	▲	+105.6%	+19
	Voluntary Continuing Services and Support Agree	VA	16	▼	-5.9%	-1
	Felony	DF	15	▼	-70.0%	-35
	Paternity	PT	15	▼	-42.3%	-11
	Child In Need of Services	CS	14	▲	+75.0%	+6
	Non-Family Abuse Protective Order	AP	14	▲	+250.0%	+10
	Initial Foster Care	IF	12	▼	-45.5%	-10
	Temporary Detention Order	TD	10	▲	+66.7%	+4
	Terminate Parental Rights	TP	10	▼	-33.3%	-5
	Relief of Custody	CR	9	▲	+200.0%	+6
	Entrustment	ET	8	▼	-38.5%	-5
	Emergency Custody Order	EC	4	▲	+100.0%	+2
	Show Cause	SC	4	▲		-
	Emancipation	EP	2	▲	-	+2
	Other	OT	2	▼	-33.3%	-1
	Juvenile Support	JS	1	↔		-
	Capias	CA	0	▼	-100.0%	-1
	Civil Violation	CI	0	▼	-100.0%	-2
	Family Abuse - Protective Order	FP	0	▼	-100.0%	-1
	Qualified Residential Treatment	QR	0	▼	-100.0%	-1
	Restoration of Parental Rights	RR	0	▼	-100.0%	-1
	Special Immigrant Juvenile Status	SI	0	▼	-100.0%	-1
		Total		1,703	▼	-7.6%
	GRAND TOTAL		2,987	▼	-10.9%	-364

* Compared to same time period as previous year
 9/12/2024 1:13:09PM

** Case Type Categories are defined in the 2017 Virginia Judicial Workload Assessment
 Source: SCV-SQL-Information

Dispositions by Major Case Category**

Category	Summary	Change	% Change	Absolute Change
Adult Criminal	491	▲	-28.7%	-198
Child Dependency	208	▼	-27.8%	-80
Child in Need of Services/Supervision	52	▲	+73.3%	+22
Custody and Visitation	1,085	▼	+0.9%	+10
Delinquency	64	▲	-60.0%	-96
Juvenile Miscellaneous	49	▲	+36.1%	+13
New to Workload Study	0	▼	-100.0%	-3
Other	322	▼	-16.4%	-63
Protective Orders	225	▲	+13.1%	+26
Support	453	▼	+5.1%	+22
Traffic	38	▼	-30.9%	-17
GRAND TOTAL	2,987	▼	-10.9%	-364

* Compared to same time period as previous year
 9/12/2024 1:13:09PM

** Case Type Categories are defined in the 2017 Virginia Judicial Workload Assessment
 Source: SCV-SQL-Information

2024 Overall GRAND TOTAL		Distribution of Caseload			Change*		Percentage (%) of Caseload		
2,204 -3 -0.1% 	Adult	1,048	48%	-10.6% ▼	-124	Adult	2023	2024	
	Juvenile	1,156	52%	11.7% ▲	+121	Juvenile	53.1%	47.5%	
	GRAND TOTAL	2,204	100%	-0.1% ▼	-3	GRAND TOTAL	100%	100%	

Dispositions by Division & Code

Division	Case Type Description	Code	Summary	Change	% Change	Absolute Change
Adult	Civil Support	VS	308	▲	+3.0%	+9
	Show Cause	SC	188	▼	-4.1%	-8
	Misdemeanor	CM	171	▼	-20.1%	-43
	Other	OT	171	▼	-12.8%	-25
	Family Abuse - Protective Order	FP	88	▼	-22.8%	-26
	Capias	CA	54	▼	-1.8%	-1
	Felony	CF	51	▼	-32.0%	-24
	Motion - Protective Order	MP	12	↔		-
	Non-Family Abuse Protective Order	AP	5	▼	-44.4%	-4
	Restricted License for Non-Support	SL	0	▼	-100.0%	-2
	Total		1,048	▼	-10.6%	-124
Juvenile	Custody Visitation	CV	778	▲	+11.9%	+83
	Misdemeanor	DM	103	▲	+71.7%	+43
	Abuse and Neglect	AN	41	▼	-2.4%	-1
	Traffic	T	37	▼	-7.5%	-3
	Foster Care Review	FC	26	▲	+52.9%	+9
	Status	ST	26	▼	-43.5%	-20
	Permanency Planning	PH	24	▲	+71.4%	+10
	Motion - Protective Order	MP	20	▲	+33.3%	+5
	Initial Foster Care	IF	18	▲	+50.0%	+6
	Felony	DF	15	▲	+7.1%	+1
	Truancy	TR	15	▼	-6.3%	-1
	Terminate Parental Rights	TP	13	▲	+8.3%	+1
	Non-Family Abuse Protective Order	AP	12	▲	+71.4%	+5
	Paternity	PT	10	▼	-52.4%	-11
	Temporary Detention Order	TD	9	▼	-18.2%	-2
	Child In Need of Services	CS	3	▼	-66.7%	-6
	Other	OT	3	▲	-	+3
	Emergency Custody Order	EC	1	▼	-50.0%	-1
	Special Immigrant Juvenile Status	SI	1	▲	-	+1
	Voluntary Continuing Services and Support Agree	VA	1	▲	-	+1
	Civil Violation	CI	0	▼	-100.0%	-1
	Qualified Residential Treatment	QR	0	▼	-100.0%	-1
	Total		1,156	▲	11.7%	+121
GRAND TOTAL			2,204	▼	-0.1%	-3

Dispositions by Major Case Category**

Category	Summary	Change	% Change	Absolute Change
Adult Criminal	394	▼	-13.8%	-63
Child Dependency	123	▲	+25.5%	+25
Child in Need of Services/Supervision	18	▼	-28.0%	-7
Custody and Visitation	788	▼	+10.1%	+72
Delinquency	118	▲	+59.5%	+44
Juvenile Miscellaneous	26	▼	-43.5%	-20
New to Workload Study	1	▲		0
Other	184	▲	-12.0%	-25
Protective Orders	137	▲	-12.7%	-20
Support	378	▼	-1.6%	-6

* Compared to same time period as previous year
 9/12/2024 1:13:09PM

** Case Type Categories are defined in the 2017 Virginia Judicial Workload Assessment
 Source: SCV-SQL-Information

CPSS - JCMS CASELOAD STATISTICS OF THE JUVENILE & DOMESTIC RELATIONS DISTRICT COURTS
January 2024 thru August 2024 Dispositions (Compared to January 2023 thru August 2023)

Traffic		37	▼	-7.5%	-3
	GRAND TOTAL	2,204	▼	-0.1%	-3

2024 Overall GRAND TOTAL		Distribution of Caseload		Change*		Percentage (%) of Caseload			
4,525	-31 -0.7%	Adult	2,353	52%	2.8% ▲	+63	Adult	50.3%	52.0%
2024		Juvenile	2,172	48%	-4.1% ▼	-94	Juvenile	49.7%	48.0%
2023		GRAND TOTAL	4,525	100%	-0.7% ▼	-31	GRAND TOTAL	100%	100%

Dispositions by Division & Code

Division	Case Type Description	Code	Summary	Change	% Change	Absolute Change	
Adult	Misdemeanor	CM	548	▼	-7.4%	-44	
	Other	OT	450	▲	+12.8%	+51	
	Civil Support	VS	406	▲	+19.1%	+65	
	Show Cause	SC	369	▲	+1.9%	+7	
	Felony	CF	235	▲	+14.6%	+30	
	Family Abuse - Protective Order	FP	152	▼	-14.1%	-25	
	Capias	CA	132	▲	-21.9%	-37	
	Motion - Protective Order	MP	41	▲	+32.3%	+10	
	Non-Family Abuse Protective Order	AP	9	▲	+28.6%	+2	
	Remand Support	RS	8	▲	+300.0%	+6	
	Restricted License for Non-Support	SL	3	▲	+200.0%	+2	
	Protective Order	PC	0	▼	-100.0%	-3	
	Violation of Protective Order	PV	0	▼	-100.0%	-1	
	Total		2,353	▲	2.8%	+63	
Juvenile	Custody Visitation	CV	919	▼	-15.0%	-162	
	Misdemeanor	DM	241	▲	+36.9%	+65	
	Foster Care Review	FC	113	▼	-8.1%	-10	
	Terminate Parental Rights	TP	108	▲	+3.8%	+4	
	Permanency Planning	PH	104	▼	-23.0%	-31	
	Abuse and Neglect	AN	99	▼	-19.5%	-24	
	Felony	DF	64	▼	-12.3%	-9	
	Traffic	T	55	▲	+52.8%	+19	
	Entrustment	ET	54	▲	+217.6%	+37	
	Initial Foster Care	IF	53	▲	+89.3%	+25	
	Truancy	TR	49	▲	+25.6%	+10	
	Mental Commitment	MC	40	▼	-23.1%	-12	
	Paternity	PT	37	▼	-36.2%	-21	
	Emergency Custody Order	EC	35	▼	-25.5%	-12	
	Status	ST	35	▲	+133.3%	+20	
	Child at Risk	RI	32	▲	+128.6%	+18	
	Child In Need of Services	CS	29	▲	+38.1%	+8	
	Temporary Detention Order	TD	28	▼	-30.0%	-12	
	Remand Custody	RC	17	▲	+54.5%	+6	
	Motion - Protective Order	MP	14	▲	+100.0%	+7	
	Voluntary Continuing Services and Support Agreem	VA	11	↔		-	
	Other	OT	10	▼	-52.4%	-11	
	Remand Visitation	RV	9	▲	+80.0%	+4	
	Non-Family Abuse Protective Order	AP	7	▼	-46.2%	-6	
	Special Immigrant Juvenile Status	SI	6	▼	-40.0%	-4	
	Civil Violation	CI	2	↔		-	
	Protective Order	PC	1	▲	-	+1	
	Qualified Residential Treatment	QR	0	▼	-100.0%	-4	
		Total		2,172	▼	-4.1%	-94
		GRAND TOTAL		4,525	▼	-0.7%	-31

Dispositions by Major Case Category**

Category	Summary	Change	% Change	Absolute Change
Adult Criminal	1,151	▼	-6.5%	-80
Child Dependency	574	▲	+2.7%	+15

* Compared to same time period as previous year
 9/12/2024 1:13:09PM

** Case Type Categories are defined in the 2017 Virginia Judicial Workload Assessment
 Source: SCV-SQL-Information

CPSS - JCMS CASELOAD STATISTICS OF THE JUVENILE & DOMESTIC RELATIONS DISTRICT COURTS
 January 2024 thru August 2024 Dispositions (Compared to January 2023 thru August 2023)

Child in Need of Services/Supervision	78	▲	+30.0%	+18
Custody and Visitation	956	▼	-16.1%	-183
Delinquency	306	▲	+22.9%	+57
Juvenile Miscellaneous	35	▲	+133.3%	+20
New to Workload Study	8	▼	-33.3%	-4
Other	597	▲	+3.5%	+20
Protective Orders	223	▲	-5.1%	-12
Support	542	▲	+22.3%	+99
Traffic	55	▲	+52.8%	+19
GRAND TOTAL	4,525	▼	-0.7%	-31

2024 Overall GRAND TOTAL		Distribution of Caseload		Change*		Percentage (%) of Caseload			
760	-4 -0.5%	Adult	469	62%	0.2% ▲	+1	Adult	61.3%	61.7%
2024		Juvenile	291	38%	-1.7% ▼	-5	Juvenile	38.7%	38.3%
2023		GRAND TOTAL	760	100%	-0.5% ▼	-4	GRAND TOTAL	100%	100%

Dispositions by Division & Code

Division	Case Type Description	Code	Summary	Change	% Change	Absolute Change
Adult	Misdemeanor	CM	214	▲	+54.0%	+75
	Show Cause	SC	66	▲	+3.1%	+2
	Civil Support	VS	55	↔		-
	Other	OT	45	▼	-44.4%	-36
	Capias	CA	27	▲	+35.0%	+7
	Felony	CF	26	▼	-63.4%	-45
	Family Abuse - Protective Order	FP	15	▼	-42.3%	-11
	Violation of Protective Order	PV	12	▲	+200.0%	+8
	Motion - Protective Order	MP	7	▲	+40.0%	+2
	Non-Family Abuse Protective Order	AP	2	▲	+100.0%	+1
Remand Support	RS	0	▼	-100.0%	-2	
	Total		469	▲	0.2%	+1
Juvenile	Custody Visitation	CV	155	▲	+9.9%	+14
	Misdemeanor	DM	18	▼	-35.7%	-10
	Terminate Parental Rights	TP	18	▲	+12.5%	+2
	Permanency Planning	PH	12	▼	-53.8%	-14
	Traffic	T	11	▼	-38.9%	-7
	Motion - Protective Order	MP	10	▲	+233.3%	+7
	Status	ST	10	▲	+150.0%	+6
	Truancy	TR	10	▲	+66.7%	+4
	Abuse and Neglect	AN	8	▼	-38.5%	-5
	Felony	DF	8	▲	+300.0%	+6
	Entrustment	ET	6	▼	-25.0%	-2
	Child In Need of Services	CS	5	▲	+150.0%	+3
	Foster Care Review	FC	5	▼	-16.7%	-1
	Child at Risk	RI	4	▲	+300.0%	+3
	Paternity	PT	3	▲	+200.0%	+2
	Initial Foster Care	IF	2	▼	-50.0%	-2
	Civil Violation	CI	1	↔		-
	Mental Commitment	MC	1	▲	-	+1
	Other	OT	1	▲	-	+1
	Relief of Custody	CR	1	▼	-50.0%	-1
	Restricted Operators License	RL	1	▼	-66.7%	-2
	Temporary Detention Order	TD	1	▼	-66.7%	-2
	Non-Family Abuse Protective Order	AP	0	▼	-100.0%	-1
	Qualified Residential Treatment	QR	0	▼	-100.0%	-1
	Remand Custody	RC	0	▼	-100.0%	-3
Remand Visitation	RV	0	▼	-100.0%	-3	
	Total		291	▼	-1.7%	-5
	GRAND TOTAL		760	▼	-0.5%	-4

Dispositions by Major Case Category**

Category	Summary	Change	% Change	Absolute Change
Adult Criminal	321	▲	+13.4%	+38
Child Dependency	56	▼	-27.3%	-21
Child in Need of Services/Supervision	15	▲	+87.5%	+7
Custody and Visitation	158	▲	+11.3%	+16
Delinquency	26	▲	-13.3%	-4

* Compared to same time period as previous year
 9/12/2024 1:13:09PM

** Case Type Categories are defined in the 2017 Virginia Judicial Workload Assessment
 Source: SCV-SQL-Information

CPSS - JCMS CASELOAD STATISTICS OF THE JUVENILE & DOMESTIC RELATIONS DISTRICT COURTS
 January 2024 thru August 2024 Dispositions (Compared to January 2023 thru August 2023)

Juvenile Miscellaneous	10	▲	+150.0%	+6
New to Workload Study	1	↔		0
Other	48	▲	-47.8%	-44
Protective Orders	34	▲	-5.6%	-2
Support	79	▲	+12.9%	+9
Traffic	12	▼	-42.9%	-9
GRAND TOTAL	760	▼	-0.5%	-4

2024 Overall GRAND TOTAL		Distribution of Caseload			Change*		Percentage (%) of Caseload		
1,108 +47 4.4% 		Adult	586	53%	-2.2% ▼	-13	Adult	56.5%	52.9%
		Juvenile	522	47%	13.0% ▲	+60	Juvenile	43.5%	47.1%
		GRAND TOTAL	1,108	100%	4.4% ▲	+47	GRAND TOTAL	100%	100%

Dispositions by Division & Code

Division	Case Type Description	Code	Summary	Change	% Change	Absolute Change	
Adult	Misdemeanor	CM	135	▼	-11.2%	-17	
	Other	OT	98	▼	-16.2%	-19	
	Show Cause	SC	95	▲	+25.0%	+19	
	Civil Support	VS	93	▼	-17.7%	-20	
	Felony	CF	70	▲	+42.9%	+21	
	Family Abuse - Protective Order	FP	41	▼	-4.7%	-2	
	Capias	CA	23	↔		-	
	Violation of Protective Order	PV	11	▲	+57.1%	+4	
	Motion - Protective Order	MP	8	▲	+33.3%	+2	
	Remand Support	RS	7	▼	-12.5%	-1	
	Non-Family Abuse Protective Order	AP	2	▼	-50.0%	-2	
	Restricted License for Non-Support Protective Order	SL	2	▲	+100.0%	+1	
	Protective Order	PC	1	▲	-	+1	
	Total		586	▼	-2.2%	-13	
Juvenile	Custody Visitation	CV	287	▲	+11.7%	+30	
	Status	ST	37	▲	+60.9%	+14	
	Traffic	T	34	▲	+47.8%	+11	
	Abuse and Neglect	AN	24	▲	+41.2%	+7	
	Felony	DF	24	▲	+500.0%	+20	
	Misdemeanor	DM	18	▼	-18.2%	-4	
	Truancy	TR	16	▼	-27.3%	-6	
	Motion - Protective Order	MP	11	▲	+83.3%	+5	
	Child In Need of Services	CS	10	▲	+66.7%	+4	
	Remand Custody	RC	10	▼	-28.6%	-4	
	Initial Foster Care	IF	9	▲	+800.0%	+8	
	Non-Family Abuse Protective Order	AP	9	▲	+50.0%	+3	
	Foster Care Review	FC	5	▲	+150.0%	+3	
	Paternity	PT	5	▲	+25.0%	+1	
	Other	OT	4	▼	-55.6%	-5	
	Permanency Planning	PH	4	▼	-78.9%	-15	
	Temporary Detention Order	TD	4	▼	-20.0%	-1	
	Emergency Custody Order	EC	3	▼	-25.0%	-1	
	Civil Violation	CI	2	▲	-	+2	
	Emancipation	EP	2	▲	-	+2	
	Relief of Custody	CR	2	▲	+100.0%	+1	
	Show Cause	SC	2	▼	-66.7%	-4	
	Family Abuse - Protective Order	FP	0	▼	-100.0%	-4	
	Qualified Residential Treatment	QR	0	▼	-100.0%	-1	
	Terminate Parental Rights	TP	0	▼	-100.0%	-6	
		Total		522	▲	13.0%	+60
		GRAND TOTAL		1,108	▲	4.4%	+47

Dispositions by Major Case Category**

Category	Summary	Change	% Change	Absolute Change
Adult Criminal	294	▲	+6.5%	+18
Child Dependency	44	▲	-6.4%	-3
Child in Need of Services/Supervision	27	▼	-10.0%	-3
Custody and Visitation	292	▲	+11.9%	+31
Delinquency	43	▲	+43.3%	+13

* Compared to same time period as previous year
 9/12/2024 1:13:09PM

** Case Type Categories are defined in the 2017 Virginia Judicial Workload Assessment
 Source: SCV-SQL-Information

CPSS - JCMS CASELOAD STATISTICS OF THE JUVENILE & DOMESTIC RELATIONS DISTRICT COURTS
 January 2024 thru August 2024 Dispositions (Compared to January 2023 thru August 2023)

Alleghany

District: 25 FIPS: 005

Juvenile Miscellaneous	39	▲	+69.6%	+16
New to Workload Study	2	▲	-	+2
Other	126	▼	-19.7%	-31
Protective Orders	71	▲	+2.9%	+2
Support	136	▲	-6.2%	-9
Traffic	34	▲	+47.8%	+11
GRAND TOTAL	1,108	▲	4.4%	+47

2024 Overall GRAND TOTAL		Distribution of Caseload		Change*		Percentage (%) of Caseload			
2,783	-548 -16.5%	Adult	1,326	48%	-10.5% ▼	-156	Adult	44.5%	47.6%
		Juvenile	1,457	52%	-21.2% ▼	-392	Juvenile	55.5%	52.4%
		GRAND TOTAL	2,783	100%	-16.5% ▼	-548	GRAND TOTAL	100%	100%

Dispositions by Division & Code

Division	Case Type Description	Code	Summary	Change	% Change	Absolute Change	
Adult	Misdemeanor	CM	255	▼	-10.8%	-31	
	Civil Support	VS	247	▼	-12.1%	-34	
	Show Cause	SC	243	▲	+10.5%	+23	
	Other	OT	185	▲	-5.6%	-11	
	Family Abuse - Protective Order	FP	118	↔		-	
	Capias	CA	103	▲	+14.4%	+13	
	Felony	CF	95	▼	-11.2%	-12	
	Remand Support	RS	37	▼	-74.1%	-106	
	Motion - Protective Order	MP	20	▼	-9.1%	-2	
	Non-Family Abuse Protective Order	AP	19	▲	+137.5%	+11	
	Restricted License for Non-Support	SL	2	▼	-50.0%	-2	
	Violation of Protective Order	PV	2	▼	-71.4%	-5	
		Total		1,326	▼	-10.5%	-156
	Juvenile	Custody Visitation	CV	794	▲	+1.4%	+11
Misdemeanor		DM	134	▲	+11.7%	+14	
Traffic		T	74	▼	-22.1%	-21	
Abuse and Neglect		AN	70	▲	+45.8%	+22	
Foster Care Review		FC	55	▼	-36.8%	-32	
Remand Visitation		RV	55	▼	-75.0%	-165	
Remand Custody		RC	53	▼	-75.8%	-166	
Truancy		TR	30	▲	+15.4%	+4	
Felony		DF	24	▼	-41.5%	-17	
Permanency Planning		PH	22	▼	-15.4%	-4	
Temporary Detention Order		TD	22	▲	+69.2%	+9	
Emergency Custody Order		EC	19	▲	+11.8%	+2	
Motion - Protective Order		MP	16	▼	-54.3%	-19	
Child In Need of Services		CS	14	▼	-26.3%	-5	
Initial Foster Care		IF	13	▼	-38.1%	-8	
Paternity		PT	10	↔		-	
Voluntary Continuing Services and Support Agree		VA	10	▲	+25.0%	+2	
Terminate Parental Rights		TP	9	▼	-55.0%	-11	
Non-Family Abuse Protective Order		AP	7	▼	-50.0%	-7	
Status		ST	7	↔		-	
Civil Violation		CI	5	↔		-	
Show Cause		SC	4	▲	+100.0%	+2	
Family Abuse - Protective Order		FP	3	▲	-	+3	
Other		OT	2	▲		-	
Relief of Custody		CR	2	▲	+100.0%	+1	
Special Immigrant Juvenile Status		SI	2	▼	-50.0%	-2	
Emancipation		EP	1	↔		-	
Capias		CA	0	▼	-100.0%	-1	
Qualified Residential Treatment		QR	0	▼	-100.0%	-4	
		Total		1,457	▼	-21.2%	-392
		GRAND TOTAL		2,783	▼	-16.5%	-548

Dispositions by Major Case Category**

Category	Summary	Change	% Change	Absolute Change
Adult Criminal	559	▼	-9.7%	-60
Child Dependency	181	▼	-15.8%	-34

* Compared to same time period as previous year
 9/12/2024 1:13:09PM

** Case Type Categories are defined in the 2017 Virginia Judicial Workload Assessment
 Source: SCV-SQL-Information

CPSS - JCMS CASELOAD STATISTICS OF THE JUVENILE & DOMESTIC RELATIONS DISTRICT COURTS
 January 2024 thru August 2024 Dispositions (Compared to January 2023 thru August 2023)

Augusta

District: 25 FIPS: 015

Child in Need of Services/Supervision	44	▼	-2.2%	-1
Custody and Visitation	804	▲	+1.4%	+11
Delinquency	162	▼	-1.2%	-2
Juvenile Miscellaneous	9	▲	+12.5%	+1
New to Workload Study	7	▼	-22.2%	-2
Other	372	▲	-54.1%	-438
Protective Orders	183	▲	-7.1%	-14
Support	388	▼	+3.2%	+12
Traffic	74	▼	-22.1%	-21
GRAND TOTAL	2,783	▼	-16.5%	-548

2024 Overall GRAND TOTAL		Distribution of Caseload		Change*		Percentage (%) of Caseload				
153 -14.5% 	-26	Adult	67	44%	-4.3%	▼	-3	Adult	39.1%	43.8%
		Juvenile	86	56%	-21.1%	▼	-23	Juvenile	60.9%	56.2%
GRAND TOTAL		153	100%	-14.5%	▼	-26	GRAND TOTAL		100%	100%

Dispositions by Division & Code


Division	Case Type Description	Code	Summary	Change	% Change	Absolute Change
Adult	Civil Support	VS	15	▲	+25.0%	+3
	Other	OT	15	▲	+66.7%	+6
	Felony	CF	13	▲	+62.5%	+5
	Misdemeanor	CM	11	▼	-56.0%	-14
	Family Abuse - Protective Order	FP	7	▲	+133.3%	+4
	Capias	CA	2	↔		-
	Motion - Protective Order	MP	2	▲	+100.0%	+1
	Show Cause	SC	2	▼	-66.7%	-4
	Remand Support	RS	0	▼	-100.0%	-4
	Total			67	▼	-4.3%
Juvenile	Custody Visitation	CV	59	▲	+18.0%	+9
	Traffic	T	13	▼	-35.0%	-7
	Misdemeanor	DM	7	▼	-12.5%	-1
	Child In Need of Services	CS	2	▲	-	+2
	Civil Violation	CI	2	▲	+100.0%	+1
	Emergency Custody Order	EC	1	▲	-	+1
	Felony	DF	1	↔		-
	Other	OT	1	▲	-	+1
	Abuse and Neglect	AN	0	▼	-100.0%	-3
	Non-Family Abuse Protective Order	AP	0	▼	-100.0%	-5
	Paternity	PT	0	▼	-100.0%	-1
	Remand Custody	RC	0	▼	-100.0%	-10
	Remand Visitation	RV	0	▼	-100.0%	-4
	Status	ST	0	▼	-100.0%	-4
	Truancy	TR	0	▼	-100.0%	-2
Total			86	▼	-21.1%	-23
GRAND TOTAL			153	▼	-14.5%	-26

Dispositions by Major Case Category**

Category	Summary	Change	% Change	Absolute Change
Adult Criminal	26	▼	-27.8%	-10
Child Dependency	0	▼	-100.0%	-3
Child in Need of Services/Supervision	2	▲		0
Custody and Visitation	59	▼	+15.7%	+8
Delinquency	8	▼	-11.1%	-1
Juvenile Miscellaneous	0	▼	-100.0%	-4
New to Workload Study	2	▲	+100.0%	+1
Other	17	▲	-37.0%	-10
Protective Orders	9	▲		0
Support	17	▼		0
Traffic	13	▼	-35.0%	-7
GRAND TOTAL			-14.5%	-26

* Compared to same time period as previous year
 9/12/2024 1:13:09PM

** Case Type Categories are defined in the 2017 Virginia Judicial Workload Assessment
 Source: SCV-SQL-Information

2024 Overall GRAND TOTAL		Distribution of Caseload		Change*		Percentage (%) of Caseload			
885 -19 -2.1% 		Adult	425	48%	-6.4% ▼	-29	Adult	50.2%	48.0%
		Juvenile	460	52%	2.2% ▲	+10	Juvenile	49.8%	52.0%
		GRAND TOTAL	885	100%	-2.1% ▼	-19	GRAND TOTAL	100%	100%

Dispositions by Division & Code

Division	Case Type Description	Code	Summary	Change	% Change	Absolute Change
Adult	Civil Support	VS	95	▼	-9.5%	-10
	Other	OT	94	▼	+14.6%	+12
	Misdemeanor	CM	90	▼	-3.2%	-3
	Show Cause	SC	39	▼	-40.0%	-26
	Family Abuse - Protective Order	FP	32	▲	+6.7%	+2
	Felony	CF	25	▼	-37.5%	-15
	Remand Support	RS	25	▲	+150.0%	+15
	Motion - Protective Order	MP	10	▼	-28.6%	-4
	Non-Family Abuse Protective Order	AP	10	▲	+400.0%	+8
	Capias	CA	4	▼	-63.6%	-7
	Protective Order	PC	1	▲	-	+1
	Criminal Support	CS	0	▼	-100.0%	-2
		Total		425	▼	-6.4%
Juvenile	Custody Visitation	CV	194	▼	-12.2%	-27
	Traffic	T	56	▼	-21.1%	-15
	Remand Custody	RC	50	▲	+177.8%	+32
	Remand Visitation	RV	46	▲	+206.7%	+31
	Misdemeanor	DM	41	▼	-24.1%	-13
	Abuse and Neglect	AN	15	▲	+50.0%	+5
	Civil Violation	CI	13	▲	+44.4%	+4
	Child In Need of Services	CS	9	▲	+80.0%	+4
	Emergency Custody Order	EC	6	▲	+200.0%	+4
	Truancy	TR	5	▲	+400.0%	+4
	Status	ST	4	▲	+300.0%	+3
	Family Abuse - Protective Order	FP	3	▲	-	+3
	Motion - Protective Order	MP	3	▲	+50.0%	+1
	Felony	DF	2	▼	-90.9%	-20
	Foster Care Review	FC	2	▼	-50.0%	-2
	Initial Foster Care	IF	2	▲	-	+2
	Mental Commitment	MC	2	▲	+100.0%	+1
	Restoration of Parental Rights	RR	2	▲	-	+2
	Permanency Planning	PH	1	▼	-66.7%	-2
	Relief of Custody	CR	1	▲	-	+1
	Show Cause	SC	1	▼	-75.0%	-3
	Temporary Detention Order	TD	1	↔	-	-
	Voluntary Continuing Services and Support Agree	VA	1	▲	-	+1
	Non-Family Abuse Protective Order	AP	0	▼	-100.0%	-2
	Paternity	PT	0	▼	-100.0%	-2
	Special Immigrant Juvenile Status	SI	0	▼	-100.0%	-1
	Terminate Parental Rights	TP	0	▼	-100.0%	-1
		Total		460	▲	2.2%
	GRAND TOTAL		885	▼	-2.1%	-19

Dispositions by Major Case Category**

Category	Summary	Change	% Change	Absolute Change
Adult Criminal	137	▲	-19.4%	-33
Child Dependency	22	▲	+22.2%	+4
Child in Need of Services/Supervision	14	▲	+133.3%	+8
Custody and Visitation	194	▼	-13.0%	-29

* Compared to same time period as previous year
 9/12/2024 1:13:09PM

** Case Type Categories are defined in the 2017 Virginia Judicial Workload Assessment
 Source: SCV-SQL-Information

CPSS - JCMS CASELOAD STATISTICS OF THE JUVENILE & DOMESTIC RELATIONS DISTRICT COURTS
 January 2024 thru August 2024 Dispositions (Compared to January 2023 thru August 2023)

Botetourt

District: 25 FIPS: 023

Delinquency	44	▼	-45.0%	-36
Juvenile Miscellaneous	4	▲	+300.0%	+3
New to Workload Study	13	▼	+30.0%	+3
Other	226	▲	+75.2%	+97
Protective Orders	58	▲	+16.0%	+8
Support	117	▼	-19.9%	-29
Traffic	56	▼	-21.1%	-15
GRAND TOTAL	885	▼	-2.1%	-19

2024 Overall GRAND TOTAL		Distribution of Caseload		Change*		Percentage (%) of Caseload		
351	+33 10.4%	Adult	204 58%	29.1% ▲	+46	Adult	49.7%	58.1%
2024		Juvenile	147 42%	-8.1% ▼	-13	Juvenile	50.3%	41.9%
2023		GRAND TOTAL	351 100%	10.4% ▲	+33	GRAND TOTAL	100%	100%

Dispositions by Division & Code

Division	Case Type Description	Code	Summary	Change	% Change	Absolute Change
Adult	Misdemeanor	CM	50	▲	+8.7%	+4
	Civil Support	VS	45	▲	+66.7%	+18
	Other	OT	37	▲	+19.4%	+6
	Show Cause	SC	26	▲	+136.4%	+15
	Family Abuse - Protective Order	FP	21	▲	+61.5%	+8
	Felony	CF	17	▼	-5.6%	-1
	Capias	CA	5	▲	+25.0%	+1
	Motion - Protective Order	MP	2	▼	-50.0%	-2
	Remand Support	RS	1	↔		-
	Non-Family Abuse Protective Order	AP	0	▼	-100.0%	-3
	Total		204	▲	29.1%	+46
Juvenile	Custody Visitation	CV	60	▼	-30.2%	-26
	Truancy	TR	13	▲	+116.7%	+7
	Permanency Planning	PH	12	▲	+300.0%	+9
	Abuse and Neglect	AN	10	▼	-28.6%	-4
	Misdemeanor	DM	8	▼	-57.9%	-11
	Motion - Protective Order	MP	6	▲	+200.0%	+4
	Child In Need of Services	CS	5	▲	+400.0%	+4
	Foster Care Review	FC	5	▲	+150.0%	+3
	Initial Foster Care	IF	5	▼	-44.4%	-4
	Remand Custody	RC	5	▲	+400.0%	+4
	Traffic	T	4	▼	-20.0%	-1
	Civil Violation	CI	3	↔		-
	Felony	DF	2	▼	-33.3%	-1
	Non-Family Abuse Protective Order	AP	2	▲	-	+2
	Remand Visitation	RV	2	▲	+100.0%	+1
	Emergency Custody Order	EC	1	▲	-	+1
	Show Cause	SC	1	▲	-	+1
	Status	ST	1	▼	-50.0%	-1
	Temporary Detention Order	TD	1	▲	-	+1
	Voluntary Continuing Services and Support Agree	VA	1	↔		-
Other	OT	0	▼	-100.0%	-1	
Paternity	PT	0	▼	-100.0%	-1	
	Total		147	▼	-8.1%	-13
GRAND TOTAL			351	▲	10.4%	+33

Dispositions by Major Case Category**

Category	Summary	Change	% Change	Absolute Change
Adult Criminal	82	▲	+15.5%	+11
Child Dependency	33	▲	+13.8%	+4
Child in Need of Services/Supervision	19	▲	+171.4%	+12
Custody and Visitation	60	▼	-31.0%	-27
Delinquency	10	▼	-54.5%	-12
Juvenile Miscellaneous	1	▼	-50.0%	-1
New to Workload Study	3	↔		0
Other	47	▲	+34.3%	+12
Protective Orders	31	▲	+40.9%	+9
Support	61	▲	+74.3%	+26

* Compared to same time period as previous year
 9/12/2024 1:13:09PM

** Case Type Categories are defined in the 2017 Virginia Judicial Workload Assessment
 Source: SCV-SQL-Information

Traffic		4	▼	-20.0%	-1
	GRAND TOTAL	351	▲	10.4%	+33

2024 Overall GRAND TOTAL		Distribution of Caseload		Change*		Percentage (%) of Caseload			
154	-41 -21.0%	Adult	98	64%	27.3% ▲	+21	Adult	39.5%	63.6%
2024		Juvenile	56	36%	-52.5% ▼	-62	Juvenile	60.5%	36.4%
2023		GRAND TOTAL	154	100%	-21.0% ▼	-41	GRAND TOTAL	100%	100%

Dispositions by Division & Code

Division	Case Type Description	Code	Summary	Change	% Change	Absolute Change
Adult	Misdemeanor	CM	26	▲	+73.3%	+11
	Civil Support	VS	22	▲	+22.2%	+4
	Show Cause	SC	16	▲	+33.3%	+4
	Felony	CF	13	▲	+550.0%	+11
	Other	OT	13	▲	-13.3%	-2
	Family Abuse - Protective Order	FP	5	▼	-16.7%	-1
	Non-Family Abuse Protective Order	AP	2	▲	+100.0%	+1
	Motion - Protective Order	MP	1	▼	-66.7%	-2
	Capias	CA	0	▼	-100.0%	-4
	Remand Support	RS	0	▼	-100.0%	-1
	Total		98	▲	27.3%	+21
Juvenile	Custody Visitation	CV	16	▼	-79.2%	-61
	Abuse and Neglect	AN	6	▲	+200.0%	+4
	Initial Foster Care	IF	6	▲	+500.0%	+5
	Traffic	T	6	▲	+100.0%	+3
	Foster Care Review	FC	3	↔		-
	Misdemeanor	DM	3	↔		-
	Remand Custody	RC	3	▲	-	+3
	Remand Visitation	RV	3	▲	-	+3
	Permanency Planning	PH	2	▼	-60.0%	-3
	Temporary Detention Order	TD	2	▲	-	+2
	Truancy	TR	2	▼	-33.3%	-1
	Felony	DF	1	↔		-
	Motion - Protective Order	MP	1	▼	-50.0%	-1
	Status	ST	1	▲	-	+1
	Terminate Parental Rights	TP	1	▼	-92.3%	-12
	Entrustment	ET	0	▼	-100.0%	-1
	Qualified Residential Treatment	QR	0	▼	-100.0%	-1
	Show Cause	SC	0	▼	-100.0%	-2
	Voluntary Continuing Services and Support Agreem	VA	0	▼	-100.0%	-1
		Total		56	▼	-52.5%
GRAND TOTAL			154	▼	-21.0%	-41

Dispositions by Major Case Category**

Category	Summary	Change	% Change	Absolute Change	
Adult Criminal	47	▲	+51.6%	+16	
Child Dependency	18	▲	-33.3%	-9	
Child in Need of Services/Supervision	2	▼	-33.3%	-1	
Custody and Visitation	16	▼	-79.2%	-61	
Delinquency	4	▼	-33.3%	-2	
Juvenile Miscellaneous	1	▲	-	+1	
Other	21	▲	+31.3%	+5	
Protective Orders	9	▼	-25.0%	-3	
Support	30	▲	+50.0%	+10	
Traffic	6	▲	+100.0%	+3	
GRAND TOTAL		154	▼	-21.0%	-41

* Compared to same time period as previous year
 9/12/2024 1:13:09PM

** Case Type Categories are defined in the 2017 Virginia Judicial Workload Assessment
 Source: SCV-SQL-Information

2024 Overall GRAND TOTAL		Distribution of Caseload		Change*		Percentage (%) of Caseload			
54	-26 -32.5%	Adult	36	67%	-21.7% ▼	-10	Adult	57.5%	66.7%
2024		Juvenile	18	33%	-47.1% ▼	-16	Juvenile	42.5%	33.3%
2023		GRAND TOTAL	54	100%	-32.5% ▼	-26	GRAND TOTAL	100%	100%

Dispositions by Division & Code

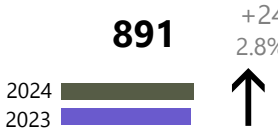
Division	Case Type Description	Code	Summary	Change	% Change	Absolute Change
Adult	Misdemeanor	CM	13	▼	-43.5%	-10
	Felony	CF	9	▲	+200.0%	+6
	Other	OT	4	▲	-20.0%	-1
	Show Cause	SC	3	▲	+50.0%	+1
	Capias	CA	2	▼	-50.0%	-2
	Civil Support	VS	2	▼	-33.3%	-1
	Non-Family Abuse Protective Order	AP	2	▲	+100.0%	+1
	Remand Support	RS	1	▲	-	+1
	Family Abuse - Protective Order	FP	0	▼	-100.0%	-5
	Total			36	▼	-21.7%
Juvenile	Traffic	T	7	▲	+250.0%	+5
	Misdemeanor	DM	4	▼	-20.0%	-1
	Custody Visitation	CV	3	▼	-85.7%	-18
	Remand Custody	RC	2	▲	-	+2
	Remand Visitation	RV	2	▲	-	+2
	Abuse and Neglect	AN	0	▼	-100.0%	-5
	Initial Foster Care	IF	0	▼	-100.0%	-1
Total			18	▼	-47.1%	-16
GRAND TOTAL			54	▼	-32.5%	-26

Dispositions by Major Case Category**

Category	Summary	Change	% Change	Absolute Change
Adult Criminal	24	▲	-20.0%	-6
Child Dependency	0	▼	-100.0%	-6
Custody and Visitation	3	▼	-85.7%	-18
Delinquency	4	▼	-20.0%	-1
Other	9	▲	+80.0%	+4
Protective Orders	2	↔	-66.7%	-4
Support	5	▲	-	0
Traffic	7	▲	+250.0%	+5
GRAND TOTAL	54	▼	-32.5%	-26

* Compared to same time period as previous year
 9/12/2024 1:13:09PM

** Case Type Categories are defined in the 2017 Virginia Judicial Workload Assessment
 Source: SCV-SQL-Information

2024 Overall GRAND TOTAL		Distribution of Caseload		Change*		Percentage (%) of Caseload			
891 	+24 2.8%	Adult	472	53%	12.6% ▲	+53	Adult	48.3%	53.0%
		Juvenile	419	47%	-6.5% ▼	-29	Juvenile	51.7%	47.0%
		GRAND TOTAL	891	100%	2.8% ▲	+24	GRAND TOTAL	100%	100%

Dispositions by Division & Code

Division	Case Type Description	Code	Summary	Change	% Change	Absolute Change
Adult	Misdemeanor	CM	129	▲	+37.2%	+35
	Civil Support	VS	90	▲	+16.9%	+13
	Other	OT	77	▲	+1.3%	+1
	Show Cause	SC	50	▼	-18.0%	-11
	Felony	CF	45	▲	+45.2%	+14
	Family Abuse - Protective Order	FP	38	▲	+5.6%	+2
	Capias	CA	13	▼	-48.0%	-12
	Motion - Protective Order	MP	11	▲	+37.5%	+3
	Non-Family Abuse Protective Order	AP	11	▲	+450.0%	+9
	Violation of Protective Order	PV	4	▲	-	+4
	Remand Support	RS	2	▼	-75.0%	-6
	Violation Family Abuse Protective Order	PS	2	▲	+100.0%	+1
	Total		472	▲	12.6%	+53
Juvenile	Custody Visitation	CV	238	▼	-1.7%	-4
	Misdemeanor	DM	48	▲	+11.6%	+5
	Traffic	T	27	▲	+42.1%	+8
	Truancy	TR	21	▲	+23.5%	+4
	Motion - Protective Order	MP	13	▲	+116.7%	+7
	Abuse and Neglect	AN	11	▼	-56.0%	-14
	Felony	DF	9	▼	-50.0%	-9
	Show Cause	SC	9	▲	+50.0%	+3
	Permanency Planning	PH	7	↔	-	-
	Status	ST	7	▼	+16.7%	+1
	Child In Need of Services	CS	5	▲	+66.7%	+2
	Initial Foster Care	IF	5	↔	-	-
	Foster Care Review	FC	3	▼	-40.0%	-2
	Non-Family Abuse Protective Order	AP	3	▼	-57.1%	-4
	Paternity	PT	3	↔	-	-
	Temporary Detention Order	TD	3	▼	-25.0%	-1
	Civil Violation	CI	2	▼	-66.7%	-4
	Emergency Custody Order	EC	2	▲	-	+2
	Relief of Custody	CR	2	▼	-71.4%	-5
	Other	OT	1	▲	-	+1
	Emancipation	EP	0	▼	-100.0%	-1
	Qualified Residential Treatment	QR	0	▼	-100.0%	-2
	Remand Custody	RC	0	▼	-100.0%	-7
	Remand Visitation	RV	0	▼	-100.0%	-7
	Special Immigrant Juvenile Status	SI	0	▼	-100.0%	-1
	Voluntary Continuing Services and Support Agreem	VA	0	▼	-100.0%	-1
		Total		419	▼	-6.5%
GRAND TOTAL			891	▲	2.8%	+24

Dispositions by Major Case Category**

Category	Summary	Change	% Change	Absolute Change
Adult Criminal	223	▲	+21.2%	+39
Child Dependency	28	▼	-46.2%	-24
Child in Need of Services/Supervision	27	▲	+35.0%	+7
Custody and Visitation	241	▼	-1.6%	-4
Delinquency	65	▼	-3.0%	-2

* Compared to same time period as previous year
 9/12/2024 1:13:09PM

** Case Type Categories are defined in the 2017 Virginia Judicial Workload Assessment
 Source: SCV-SQL-Information

Juvenile Miscellaneous	7	▼		0
New to Workload Study	2	▼	-71.4%	-5
Other	85	▲	-16.7%	-17
Protective Orders	76	▲	+28.8%	+17
Support	110	▼	+4.8%	+5
Traffic	27	▲	+42.1%	+8
GRAND TOTAL	891	▲	2.8%	+24

2024 Overall GRAND TOTAL		Distribution of Caseload			Change*		Percentage (%) of Caseload		
1,388	-104 -7.0%	Adult	806	58%	4.4% ▲	+34	Adult	2023 51.7%	2024 58.1%
2024		Juvenile	582	42%	-19.2% ▼	-138	Juvenile	48.3%	41.9%
2023		GRAND TOTAL	1,388	100%	-7.0% ▼	-104	GRAND TOTAL	100%	100%

Dispositions by Division & Code

Division	Case Type Description	Code	Summary	Change	% Change	Absolute Change
Adult	Show Cause	SC	175	▲	+56.3%	+63
	Felony	CF	160	▲	+16.8%	+23
	Misdemeanor	CM	151	▼	-8.5%	-14
	Civil Support	VS	97	▼	-14.9%	-17
	Other	OT	84	▼	-18.4%	-19
	Family Abuse - Protective Order	FP	60	▲	+3.4%	+2
	Capias	CA	56	▲	+9.8%	+5
	Remand Support	RS	8	▼	-38.5%	-5
	Motion - Protective Order	MP	5	▼	-64.3%	-9
	Violation of Protective Order	PV	5	▲	+150.0%	+3
	Restricted License for Non-Support	SL	3	▲	+200.0%	+2
	Non-Family Abuse Protective Order	AP	2	▲	+100.0%	+1
	Criminal Support	CS	0	▼	-100.0%	-1
	Total		806	▲	4.4%	+34
Juvenile	Custody Visitation	CV	279	▼	-30.9%	-125
	Abuse and Neglect	AN	61	▲	+96.8%	+30
	Misdemeanor	DM	40	▼	-9.1%	-4
	Mental Commitment	MC	35	▼	-23.9%	-11
	Foster Care Review	FC	31	▲	+14.8%	+4
	Traffic	T	25	▼	-30.6%	-11
	Initial Foster Care	IF	15	▲	+87.5%	+7
	Terminate Parental Rights	TP	12	▲	+20.0%	+2
	Remand Custody	RC	11	▼	-31.3%	-5
	Remand Visitation	RV	11	▼	-21.4%	-3
	Child In Need of Services	CS	9	▲	+80.0%	+4
	Permanency Planning	PH	9	▼	-18.2%	-2
	Felony	DF	8	▼	-65.2%	-15
	Temporary Detention Order	TD	7	▼	-22.2%	-2
	Motion - Protective Order	MP	5	▼	-28.6%	-2
	Paternity	PT	5	▼	-44.4%	-4
	Emergency Custody Order	EC	4	▲	+33.3%	+1
	Non-Family Abuse Protective Order	AP	4	▲	+33.3%	+1
	Truancy	TR	4	▼	-50.0%	-4
	Special Immigrant Juvenile Status	SI	3	▲	-	+3
	Status	ST	2	↔	-	-
	Show Cause	SC	1	▲	-	+1
	Voluntary Continuing Services and Support Agree	VA	1	▼	-50.0%	-1
	Civil Violation	CI	0	▼	-100.0%	-2
		Total		582	▼	-19.2%
	GRAND TOTAL		1,388	▼	-7.0%	-104

Dispositions by Major Case Category**

Category	Summary	Change	% Change	Absolute Change
Adult Criminal	459	▲	+9.0%	+38
Child Dependency	129	▲	+44.9%	+40
Child in Need of Services/Supervision	13	▲	-	0
Custody and Visitation	284	▼	-31.2%	-129
Delinquency	49	▲	-26.9%	-18

* Compared to same time period as previous year
 9/12/2024 1:13:09PM

** Case Type Categories are defined in the 2017 Virginia Judicial Workload Assessment
 Source: SCV-SQL-Information

CPSS - JCMS CASELOAD STATISTICS OF THE JUVENILE & DOMESTIC RELATIONS DISTRICT COURTS
 January 2024 thru August 2024 Dispositions (Compared to January 2023 thru August 2023)

Staunton

District: 25 FIPS: 790

Juvenile Miscellaneous	2	↔		0
New to Workload Study	3	▲	+50.0%	+1
Other	160	▼	-21.6%	-44
Protective Orders	76	▲	-8.4%	-7
Support	188	▲	+16.0%	+26
Traffic	25	▼	-30.6%	-11
GRAND TOTAL	1,388	▼	-7.0%	-104

2024 Overall GRAND TOTAL		Distribution of Caseload			Change*		Percentage (%) of Caseload		
1,374 +17 1.3% 		Adult	731	53%	6.7% ▲	+46	Adult	50.5%	53.2%
		Juvenile	643	47%	-4.3% ▼	-29	Juvenile	49.5%	46.8%
GRAND TOTAL		1,374	100%		1.3% ▲	+17	GRAND TOTAL	100%	100%

Dispositions by Division & Code

Division	Case Type Description	Code	Summary	Change	% Change	Absolute Change
Adult	Civil Support	VS	161	▲	+5.2%	+8
	Show Cause	SC	140	▲	+11.1%	+14
	Misdemeanor	CM	104	▼	-21.2%	-28
	Other	OT	102	▼	-3.8%	-4
	Capias	CA	77	▲	+63.8%	+30
	Felony	CF	61	▲	+41.9%	+18
	Family Abuse - Protective Order	FP	53	▲	+20.5%	+9
	Remand Support	RS	13	▲	+30.0%	+3
	Motion - Protective Order	MP	9	▼	-55.0%	-11
	Non-Family Abuse Protective Order	AP	7	▲	+250.0%	+5
	Restricted License for Non-Support	SL	3	▲	+50.0%	+1
	Violation of Protective Order	PV	1	▲	-	+1
	Total		731	▲	6.7%	+46
Juvenile	Custody Visitation	CV	309	▼	-17.8%	-67
	Misdemeanor	DM	63	▲	+57.5%	+23
	Felony	DF	49	▲	+276.9%	+36
	Foster Care Review	FC	45	▲	+4.7%	+2
	Permanency Planning	PH	25	▼	-7.4%	-2
	Remand Custody	RC	21	▲	+10.5%	+2
	Remand Visitation	RV	21	▲	+10.5%	+2
	Temporary Detention Order	TD	17	▲	+70.0%	+7
	Abuse and Neglect	AN	15	▼	-28.6%	-6
	Terminate Parental Rights	TP	12	▼	-33.3%	-6
	Traffic	T	11	▲	+57.1%	+4
	Truancy	TR	11	▼	-26.7%	-4
	Initial Foster Care	IF	9	▼	-18.2%	-2
	Paternity	PT	8	▼	-11.1%	-1
	Child In Need of Services	CS	6	▼	-25.0%	-2
	Show Cause	SC	5	▼	+25.0%	+1
	Voluntary Continuing Services and Support Agree	VA	5	▲	+66.7%	+2
	Motion - Protective Order	MP	4	▼	-76.5%	-13
	Non-Family Abuse Protective Order	AP	3	▼	-25.0%	-1
	Emergency Custody Order	EC	2	↔	-	-
	Status	ST	2	▲	+100.0%	+1
	Child at Risk	RI	0	▼	-100.0%	-3
	Other	OT	0	▼	-100.0%	-2
		Total		643	▼	-4.3%
GRAND TOTAL			1,374	▲	1.3%	+17

Dispositions by Major Case Category**

Category	Summary	Change	% Change	Absolute Change
Adult Criminal	315	▲	+4.0%	+12
Child Dependency	111	▼	-11.9%	-15
Child in Need of Services/Supervision	17	▼	-29.2%	-7
Custody and Visitation	317	▼	-17.7%	-68
Delinquency	117	▲	+108.9%	+61
Juvenile Miscellaneous	2	▲	+100.0%	+1
Other	176	▲	+4.8%	+8

* Compared to same time period as previous year
 9/12/2024 1:13:09PM

** Case Type Categories are defined in the 2017 Virginia Judicial Workload Assessment
 Source: SCV-SQL-Information

Protective Orders	76	▲	-12.6%	-11
Support	232	▲	+16.0%	+32
Traffic	11	▲	+57.1%	+4
GRAND TOTAL	1,374	▲	1.3%	+17

* Compared to same time period as previous year
 9/12/2024 1:13:09PM

** Case Type Categories are defined in the 2017 Virginia Judicial Workload Assessment
 Source: SCV-SQL-Information

2024 Overall GRAND TOTAL		Distribution of Caseload		Change*		Percentage (%) of Caseload		
368 +52 16.5% 	Adult	146	40%	7.4% ▲	+10	Adult	2023	2024
	Juvenile	222	60%	23.3% ▲	+42	Juvenile	43.0%	39.7%
GRAND TOTAL		368	100%	16.5% ▲	+52	GRAND TOTAL	100%	100%

Dispositions by Division & Code

Division	Case Type Description	Code	Summary	Change	% Change	Absolute Change	
Adult	Show Cause	SC	40	▲	+37.9%	+11	
	Misdemeanor	CM	32	▲	+52.4%	+11	
	Civil Support	VS	23	▼	-25.8%	-8	
	Other	OT	19	▼	-44.1%	-15	
	Capias	CA	11	▲	+120.0%	+6	
	Family Abuse - Protective Order	FP	7	↔		-	
	Motion - Protective Order	MP	5	▲	+400.0%	+4	
	Remand Support	RS	4	↔		-	
	Felony	CF	2	▼	-33.3%	-1	
	Violation of Protective Order	PV	2	▲	-	+2	
	Non-Family Abuse Protective Order	AP	1	↔		-	
Total			146	▲	7.4%	+10	
Juvenile	Custody Visitation	CV	106	▲	+7.1%	+7	
	Misdemeanor	DM	28	▲	+12.0%	+3	
	Civil Violation	CI	14	▲	+40.0%	+4	
	Traffic	T	10	▲	+66.7%	+4	
	Abuse and Neglect	AN	8	▲	+60.0%	+3	
	Remand Custody	RC	6	▼	-14.3%	-1	
	Remand Visitation	RV	6	▼	-14.3%	-1	
	Foster Care Review	FC	5	▲	+150.0%	+3	
	Paternity	PT	5	▲	+66.7%	+2	
	Status	ST	5	▲	-	+5	
	Emergency Custody Order	EC	4	▲	+100.0%	+2	
	Motion - Protective Order	MP	4	▲	-	+4	
	Show Cause	SC	4	▲	-	+4	
	Permanency Planning	PH	3	▲	+50.0%	+1	
	Temporary Detention Order	TD	3	▲	+50.0%	+1	
	Truancy	TR	3	▲	-	+3	
	Initial Foster Care	IF	2	▲	+100.0%	+1	
	Capias	CA	1	▲	-	+1	
	Entrustment	ET	1	▲	-	+1	
	Felony	DF	1	↔		-	
	Non-Family Abuse Protective Order	AP	1	▲	-	+1	
	Other	OT	1	▲	-	+1	
	Special Immigrant Juvenile Status	SI	1	▼	-50.0%	-1	
	Terminate Parental Rights	TP	0	▼	-100.0%	-6	
	Total			222	▲	23.3%	+42
	GRAND TOTAL			368	▲	16.5%	+52

Dispositions by Major Case Category**

Category	Summary	Change	% Change	Absolute Change
Adult Criminal	77	▲	+79.1%	+34
Child Dependency	19	▲	+18.8%	+3
Child in Need of Services/Supervision	3	▲	-	+3
Custody and Visitation	111	▲	+8.8%	+9
Delinquency	34	▲	+30.8%	+8
Juvenile Miscellaneous	5	▲	-	+5
New to Workload Study	15	▼	+25.0%	+3

* Compared to same time period as previous year
 9/12/2024 1:13:09PM

** Case Type Categories are defined in the 2017 Virginia Judicial Workload Assessment
 Source: SCV-SQL-Information

CPSS - JCMS CASELOAD STATISTICS OF THE JUVENILE & DOMESTIC RELATIONS DISTRICT COURTS
 January 2024 thru August 2024 Dispositions (Compared to January 2023 thru August 2023)

Other	43	▲	-23.2%	-13
Protective Orders	18	▲	+100.0%	+9
Support	33	▲	-28.3%	-13
Traffic	10	▲	+66.7%	+4
GRAND TOTAL	368	▲	16.5%	+52

2024 Overall GRAND TOTAL		Distribution of Caseload		Change*		Percentage (%) of Caseload			
2,736 	+101 3.8% 	Adult	1,308	48%	13.0% ▲	+150	Adult	43.9%	47.8%
		Juvenile	1,428	52%	-3.3% ▼	-49	Juvenile	56.1%	52.2%
GRAND TOTAL		2,736	100%	3.8% ▲	+101	GRAND TOTAL	100%	100%	

Dispositions by Division & Code

Division	Case Type Description	Code	Summary	Change	% Change	Absolute Change	
Adult	Misdemeanor	CM	312	▲	+30.0%	+72	
	Show Cause	SC	282	▲	+25.3%	+57	
	Civil Support	VS	233	▼	-10.4%	-27	
	Other	OT	166	▲	+5.1%	+8	
	Capias	CA	119	▲	+77.6%	+52	
	Family Abuse - Protective Order	FP	81	▼	-16.5%	-16	
	Felony	CF	55	▲	+25.0%	+11	
	Remand Support	RS	27	▼	-27.0%	-10	
	Violation of Protective Order	PV	14	▲	+7.7%	+1	
	Motion - Protective Order	MP	9	▲	+50.0%	+3	
	Non-Family Abuse Protective Order	AP	6	↔		-	
	Protective Order	PC	3	▼	-25.0%	-1	
	Violation Family Abuse Protective Order	PS	1	▲	-	+1	
	Bond Forfeiture	BF	0	▼	-100.0%	-1	
Total			1,308	▲	13.0%	+150	
Juvenile	Custody Visitation	CV	868	▼	-3.0%	-27	
	Misdemeanor	DM	147	▲	+23.5%	+28	
	Traffic	T	89	▲	+71.2%	+37	
	Remand Custody	RC	47	▼	-21.7%	-13	
	Remand Visitation	RV	45	▼	-31.8%	-21	
	Felony	DF	36	▲	+44.0%	+11	
	Paternity	PT	30	↔		-	
	Status	ST	25	▼	+19.0%	+4	
	Abuse and Neglect	AN	20	▼	-56.5%	-26	
	Foster Care Review	FC	20	▼	-33.3%	-10	
	Truancy	TR	18	▼	-37.9%	-11	
	Motion - Protective Order	MP	16	▲	+166.7%	+10	
	Permanency Planning	PH	12	▼	-7.7%	-1	
	Special Immigrant Juvenile Status	SI	12	▲	+9.1%	+1	
	Initial Foster Care	IF	8	▼	-20.0%	-2	
	Terminate Parental Rights	TP	6	▲	+200.0%	+4	
	Emergency Custody Order	EC	5	▼	-28.6%	-2	
	Non-Family Abuse Protective Order	AP	5	▼	-68.8%	-11	
	Temporary Detention Order	TD	5	▼	-68.8%	-11	
	Civil Violation	CI	4	▼	-42.9%	-3	
	Other	OT	4	▼	-42.9%	-3	
	Family Abuse - Protective Order	FP	2	▲	+100.0%	+1	
	Show Cause	SC	2	▲	-	+2	
	Child In Need of Services	CS	1	▼	-66.7%	-2	
	Voluntary Continuing Services and Support Agree	VA	1	↔		-	
	Emancipation	EP	0	▼	-100.0%	-1	
	Qualified Residential Treatment	QR	0	▼	-100.0%	-3	
	Total			1,428	▼	-3.3%	-49
	GRAND TOTAL			2,736	▲	3.8%	+101

Dispositions by Major Case Category**

Category	Summary	Change	% Change	Absolute Change
Adult Criminal	692	▲	+36.2%	+184
Child Dependency	67	▼	-36.2%	-38

CPSS - JCMS CASELOAD STATISTICS OF THE JUVENILE & DOMESTIC RELATIONS DISTRICT COURTS
 January 2024 thru August 2024 Dispositions (Compared to January 2023 thru August 2023)

Frederick

District: 26 FIPS: 069

Child in Need of Services/Supervision	20	▲	-37.5%	-12
Custody and Visitation	898	▼	-2.9%	-27
Delinquency	184	▲	+27.8%	+40
Juvenile Miscellaneous	25	▼	+13.6%	+3
New to Workload Study	16	▼	-11.1%	-2
Other	299	▲	-14.8%	-52
Protective Orders	119	▲	-9.8%	-13
Support	327	▲	-5.5%	-19
Traffic	89	▲	+71.2%	+37
GRAND TOTAL	2,736	▲	3.8%	+101

2024 Overall GRAND TOTAL		Distribution of Caseload		Change*		Percentage (%) of Caseload			
1,095	-192 -14.9%	Adult	523	48%	-13.0% ▼	-78	Adult	46.7%	47.8%
2024		Juvenile	572	52%	-16.6% ▼	-114	Juvenile	53.3%	52.2%
2023		GRAND TOTAL	1,095	100%	-14.9% ▼	-192	GRAND TOTAL	100%	100%

Dispositions by Division & Code

Division	Case Type Description	Code	Summary	Change	% Change	Absolute Change
Adult	Misdemeanor	CM	104	▼	-1.9%	-2
	Other	OT	92	▲	+22.7%	+17
	Show Cause	SC	90	▼	-39.6%	-59
	Civil Support	VS	80	▼	-23.8%	-25
	Family Abuse - Protective Order	FP	52	▲	+2.0%	+1
	Capias	CA	49	▼	-22.2%	-14
	Felony	CF	43	▲	+43.3%	+13
	Motion - Protective Order	MP	7	▼	-58.8%	-10
	Non-Family Abuse Protective Order	AP	3	↔		-
	Remand Support	RS	3	▲	+50.0%	+1
	Total		523	▼	-13.0%	-78
Juvenile	Custody Visitation	CV	345	▼	-17.5%	-73
	Misdemeanor	DM	58	▼	-4.9%	-3
	Traffic	T	27	▼	-55.0%	-33
	Status	ST	23	▲	-8.0%	-2
	Permanency Planning	PH	22	↔		-
	Initial Foster Care	IF	13	▲	+44.4%	+4
	Foster Care Review	FC	11	▼	-42.1%	-8
	Abuse and Neglect	AN	10	▼	-9.1%	-1
	Felony	DF	7	▲	+40.0%	+2
	Truancy	TR	7	▲	+250.0%	+5
	Show Cause	SC	6	▼	-33.3%	-3
	Capias	CA	5	▲	+400.0%	+4
	Non-Family Abuse Protective Order	AP	5	▼	-16.7%	-1
	Remand Custody	RC	5	▲		+5
	Remand Visitation	RV	5	▲		+5
	Child In Need of Services	CS	4	↔		-
	Other	OT	4	▲	+100.0%	+2
	Voluntary Continuing Services and Support Agreem	VA	4	▲	+100.0%	+2
	Paternity	PT	3	▼	-66.7%	-6
	Emergency Custody Order	EC	2	▲	+100.0%	+1
	Motion - Protective Order	MP	2	↔		-
	Terminate Parental Rights	TP	2	▼	-85.7%	-12
	Family Abuse - Protective Order	FP	1	▲		+1
	Temporary Detention Order	TD	1	▲		+1
	Child at Risk	RI	0	▼	-100.0%	-1
	Emancipation	EP	0	▼	-100.0%	-1
	Qualified Residential Treatment	QR	0	▼	-100.0%	-2
	Total		572	▼	-16.6%	-114
GRAND TOTAL			1,095	▼	-14.9%	-192

Dispositions by Major Case Category**

Category	Summary	Change	% Change	Absolute Change
Adult Criminal	242	▼	-17.4%	-51
Child Dependency	62	▼	-22.5%	-18
Child in Need of Services/Supervision	11	▲	+83.3%	+5
Custody and Visitation	348	▼	-18.5%	-79
Delinquency	76	▲		0

Juvenile Miscellaneous	23	▲	-11.5%	-3
Other	112	▲	+40.0%	+32
Protective Orders	70	▲	-11.4%	-9
Support	124	▼	-22.5%	-36
Traffic	27	▼	-55.0%	-33
GRAND TOTAL	1,095	▼	-14.9%	-192

2024 Overall GRAND TOTAL		Distribution of Caseload			Change*		Percentage (%) of Caseload		
4,486 	+340	Adult	2,024	45%	12.4% ▲	+224	Adult	43.4%	45.1%
	8.2%	Juvenile	2,462	55%	4.9% ▲	+116	Juvenile	56.6%	54.9%
		GRAND TOTAL	4,486	100%	8.2% ▲	+340	GRAND TOTAL	100%	100%

Dispositions by Division & Code

Division	Case Type Description	Code	Summary	Change	% Change	Absolute Change	
Adult	Misdemeanor	CM	478	▲	+38.2%	+132	
	Civil Support	VS	396	▲	+9.4%	+34	
	Show Cause	SC	339	▲	+23.7%	+65	
	Other	OT	269	▲	-7.2%	-21	
	Felony	CF	195	▲	+30.9%	+46	
	Family Abuse - Protective Order	FP	187	▲	+14.7%	+24	
	Capias	CA	98	▼	-21.6%	-27	
	Remand Support	RS	22	▼	-15.4%	-4	
	Motion - Protective Order	MP	17	▼	-41.4%	-12	
	Non-Family Abuse Protective Order	AP	13	▲	+85.7%	+6	
	Violation of Protective Order	PV	8	▼	-61.9%	-13	
	Return of Desposit (Bondsman)	RD	1	▲	-	+1	
	Violation Family Abuse Protective Order	PS	1	↔	-	-	
	Bond Forfeiture	BF	0	▼	-100.0%	-2	
Restricted License for Non-Support	SL	0	▼	-100.0%	-5		
Total			2,024	▲	12.4%	+224	
Juvenile	Custody Visitation	CV	1,068	▲	+9.0%	+88	
	Misdemeanor	DM	264	▼	-14.0%	-43	
	Abuse and Neglect	AN	204	▲	+35.1%	+53	
	Traffic	T	194	▼	-21.8%	-54	
	Permanency Planning	PH	85	▼	-3.4%	-3	
	Motion - Protective Order	MP	74	▲	+1.4%	+1	
	Felony	DF	71	▲	+121.9%	+39	
	Foster Care Review	FC	61	▼	-1.6%	-1	
	Remand Custody	RC	53	▼	-10.2%	-6	
	Initial Foster Care	IF	50	▲	+72.4%	+21	
	Remand Visitation	RV	49	▼	-14.0%	-8	
	Paternity	PT	46	▲	+58.6%	+17	
	Special Immigrant Juvenile Status	SI	45	▲	+18.4%	+7	
	Show Cause	SC	29	▲	+26.1%	+6	
	Status	ST	27	▼	+12.5%	+3	
	Terminate Parental Rights	TP	24	▼	-27.3%	-9	
	Truancy	TR	21	▼	-36.4%	-12	
	Entrustment	ET	20	▲	+150.0%	+12	
	Non-Family Abuse Protective Order	AP	17	▲	+112.5%	+9	
	Child In Need of Services	CS	13	▲	+62.5%	+5	
	Voluntary Continuing Services and Support Agree	VA	13	▲	+44.4%	+4	
	Civil Violation	CI	9	▼	-30.8%	-4	
	Relief of Custody	CR	7	▼	-41.7%	-5	
	Capias	CA	5	▲	+66.7%	+2	
	Other	OT	4	▲	-	+4	
	Temporary Detention Order	TD	4	▲	+33.3%	+1	
	Emergency Custody Order	EC	3	↔	-	-	
	Family Abuse - Protective Order	FP	1	▲	-	+1	
	Mental Commitment	MC	1	↔	-	-	
	Juvenile Support	JS	0	▼	-100.0%	-1	
	Qualified Residential Treatment	QR	0	▼	-100.0%	-11	
	Total			2,462	▲	4.9%	+116
	GRAND TOTAL			4,486	▲	8.2%	+340

* Compared to same time period as previous year
 9/12/2024 1:13:09PM




** Case Type Categories are defined in the 2017 Virginia Judicial Workload Assessment
 Source: SCV-SQL-Information

Dispositions by Major Case Category**

Category	Summary	Change	% Change	Absolute Change
Adult Criminal	946	▼	+24.1%	+184
Child Dependency	464	▲	+15.1%	+61
Child in Need of Services/Supervision	44	▲		0
Custody and Visitation	1,114	▲	+10.4%	+105
Delinquency	359	▲	-0.8%	-3
Juvenile Miscellaneous	27	▼	+12.5%	+3
New to Workload Study	54	▼	+5.9%	+3
Other	406	▲	-7.5%	-33
Protective Orders	309	▲	+10.4%	+29
Support	569	▼	+8.6%	+45
Traffic	194	▼	-21.8%	-54
GRAND TOTAL	4,486	▲	8.2%	+340

* Compared to same time period as previous year
 9/12/2024 1:13:09PM

** Case Type Categories are defined in the 2017 Virginia Judicial Workload Assessment
 Source: SCV-SQL-Information

2024 Overall GRAND TOTAL		Distribution of Caseload		Change*		Percentage (%) of Caseload			
1,898	-186 -8.9%	Adult	835	44%	-12.5% ▼	-119	Adult	45.8%	44.0%
2024 		Juvenile	1,063	56%	-5.9% ▼	-67	Juvenile	54.2%	56.0%
2023 		GRAND TOTAL	1,898	100%	-8.9% ▼	-186	GRAND TOTAL	100%	100%

Dispositions by Division & Code

Division	Case Type Description	Code	Summary	Change	% Change	Absolute Change	
Adult	Civil Support	VS	170	▲	+18.1%	+26	
	Show Cause	SC	170	▼	-11.9%	-23	
	Misdemeanor	CM	141	▼	-28.4%	-56	
	Other	OT	118	▲	-14.5%	-20	
	Felony	CF	91	▼	-13.3%	-14	
	Family Abuse - Protective Order	FP	57	▼	-14.9%	-10	
	Capias	CA	53	▲	-23.2%	-16	
	Motion - Protective Order	MP	14	▲	+7.7%	+1	
	Remand Support	RS	9	▼	-18.2%	-2	
	Non-Family Abuse Protective Order	AP	5	▼	-50.0%	-5	
	Emergency Custody Order	EC	3	▲	-	+3	
	Restricted License for Non-Support	SL	2	▼	-33.3%	-1	
	Violation of Protective Order	PV	2	▼	-50.0%	-2	
	Total		835	▼	-12.5%	-119	
Juvenile	Custody Visitation	CV	633	▼	-9.8%	-69	
	Misdemeanor	DM	109	▲	+12.4%	+12	
	Status	ST	42	▲	+61.5%	+16	
	Traffic	T	39	▲	+25.8%	+8	
	Show Cause	SC	34	↔	-	-	
	Truancy	TR	26	▼	-18.8%	-6	
	Permanency Planning	PH	24	▲	+84.6%	+11	
	Remand Custody	RC	21	▼	-27.6%	-8	
	Remand Visitation	RV	21	▼	-27.6%	-8	
	Child In Need of Services	CS	19	▼	-40.6%	-13	
	Abuse and Neglect	AN	13	▼	-13.3%	-2	
	Felony	DF	13	▼	-27.8%	-5	
	Paternity	PT	12	▼	-14.3%	-2	
	Civil Violation	CI	10	↔	-	-	
	Foster Care Review	FC	9	▼	-35.7%	-5	
	Special Immigrant Juvenile Status	SI	8	▲	+300.0%	+6	
	Motion - Protective Order	MP	6	▲	+20.0%	+1	
	Non-Family Abuse Protective Order	AP	5	▲	+66.7%	+2	
	Initial Foster Care	IF	4	▼	-33.3%	-2	
	Relief of Custody	CR	4	▲	+300.0%	+3	
	Emergency Custody Order	EC	2	↔	-	-	
	Entrustment	ET	2	▲	+100.0%	+1	
	Terminate Parental Rights	TP	2	▲	+100.0%	+1	
	Emancipation	EP	1	▲	-	+1	
	Juvenile Support	JS	1	▲	-	+1	
	Other	OT	1	▲	-	+1	
	Temporary Detention Order	TD	1	▼	-87.5%	-7	
	Voluntary Continuing Services and Support Agree	VA	1	▼	-50.0%	-1	
	Qualified Residential Treatment	QR	0	▼	-100.0%	-2	
	Restoration of Parental Rights	RR	0	▼	-100.0%	-1	
		Total		1,063	▼	-5.9%	-67
		GRAND TOTAL		1,898	▼	-8.9%	-186

* Compared to same time period as previous year
 9/12/2024 1:13:09PM

** Case Type Categories are defined in the 2017 Virginia Judicial Workload Assessment
 Source: SCV-SQL-Information

Dispositions by Major Case Category**

Category	Summary	Change	% Change	Absolute Change
Adult Criminal	409	▼	-22.5%	-119
Child Dependency	59	▲	+7.3%	+4
Child in Need of Services/Supervision	58	▲	-10.8%	-7
Custody and Visitation	645	▼	-9.9%	-71
Delinquency	143	▼	-3.4%	-5
Juvenile Miscellaneous	43	▲	+65.4%	+17
New to Workload Study	18	▲	+50.0%	+6
Other	176	▲	-19.3%	-42
Protective Orders	87	▲	-11.2%	-11
Support	221	▲	+18.2%	+34
Traffic	39	▲	+25.8%	+8
GRAND TOTAL	1,898	▼	-8.9%	-186

* Compared to same time period as previous year
 9/12/2024 1:13:09PM

** Case Type Categories are defined in the 2017 Virginia Judicial Workload Assessment
 Source: SCV-SQL-Information

2024 Overall GRAND TOTAL		Distribution of Caseload		Change*		Percentage (%) of Caseload			
1,787 -1 -0.1% 	Adult	771	43%	-4.7%	▼	-38	Adult	45.2%	43.1%
	Juvenile	1,016	57%	3.8%	▲	+37	Juvenile	54.8%	56.9%
GRAND TOTAL		1,787	100%	-0.1%	▼	-1	GRAND TOTAL	100%	100%

Dispositions by Division & Code

Division	Case Type Description	Code	Summary	Change	% Change	Absolute Change	
Adult	Misdemeanor	CM	164	▲	+41.4%	+48	
	Civil Support	VS	151	▼	-3.2%	-5	
	Other	OT	121	▲	+15.2%	+16	
	Show Cause	SC	100	▼	-28.1%	-39	
	Felony	CF	87	▼	-32.0%	-41	
	Family Abuse - Protective Order	FP	60	▼	-6.3%	-4	
	Capias	CA	43	▼	-24.6%	-14	
	Motion - Protective Order	MP	14	↔	-	-	
	Remand Support	RS	14	▼	-30.0%	-6	
	Violation of Protective Order	PV	10	▲	+66.7%	+4	
	Non-Family Abuse Protective Order	AP	5	▲	+66.7%	+2	
	Bond Forfeiture	BF	1	↔	-	-	
	Restricted License for Non-Support	SL	1	▲	-	+1	
Total			771	▼	-4.7%	-38	
Juvenile	Custody Visitation	CV	427	▼	-28.0%	-166	
	Misdemeanor	DM	181	▲	+144.6%	+107	
	Status	ST	67	▲	+204.5%	+45	
	Permanency Planning	PH	54	▲	+980.0%	+49	
	Traffic	T	42	▲	+10.5%	+4	
	Remand Custody	RC	33	▼	-15.4%	-6	
	Remand Visitation	RV	32	▼	-28.9%	-13	
	Truancy	TR	31	▲	+93.8%	+15	
	Felony	DF	24	▲	+140.0%	+14	
	Paternity	PT	23	▲	+27.8%	+5	
	Foster Care Review	FC	19	▲	+11.8%	+2	
	Initial Foster Care	IF	14	▼	-41.7%	-10	
	Non-Family Abuse Protective Order	AP	13	▲	+333.3%	+10	
	Terminate Parental Rights	TP	11	▲	+450.0%	+9	
	Abuse and Neglect	AN	9	▼	-65.4%	-17	
	Child In Need of Services	CS	9	▲	+200.0%	+6	
	Capias	CA	7	▲	+40.0%	+2	
	Show Cause	SC	7	▼	-50.0%	-7	
	Temporary Detention Order	TD	4	▲	+33.3%	+1	
	Civil Violation	CI	3	▼	-57.1%	-4	
	Emergency Custody Order	EC	3	▲	+50.0%	+1	
	Motion - Protective Order	MP	1	▼	-83.3%	-5	
	Other	OT	1	▲	-	+1	
	Voluntary Continuing Services and Support Agreem	VA	1	▼	-50.0%	-1	
	Child at Risk	RI	0	▼	-100.0%	-1	
	Qualified Residential Treatment	QR	0	▼	-100.0%	-1	
	Relief of Custody	CR	0	▼	-100.0%	-1	
	Special Immigrant Juvenile Status	SI	0	▼	-100.0%	-2	
	Total			1,016	▲	3.8%	+37
	GRAND TOTAL			1,787	▼	-0.1%	-1

Dispositions by Major Case Category**

Category	Summary	Change	% Change	Absolute Change
Adult Criminal	368	▲	-8.5%	-34
Child Dependency	108	▲	+36.7%	+29

* Compared to same time period as previous year
 9/12/2024 1:13:09PM

** Case Type Categories are defined in the 2017 Virginia Judicial Workload Assessment
 Source: SCV-SQL-Information

CPSS - JCMS CASELOAD STATISTICS OF THE JUVENILE & DOMESTIC RELATIONS DISTRICT COURTS
 January 2024 thru August 2024 Dispositions (Compared to January 2023 thru August 2023)

Warren

District: 26 FIPS: 187

Child in Need of Services/Supervision	40	▲	+110.5%	+21
Custody and Visitation	450	▼	-26.4%	-161
Delinquency	219	▲	+112.6%	+116
Juvenile Miscellaneous	67	▲	+204.5%	+45
New to Workload Study	3	▼	-66.7%	-6
Other	208	▲	-2.8%	-6
Protective Orders	93	▲	+3.3%	+3
Support	189	▲	-6.0%	-12
Traffic	42	▲	+10.5%	+4
GRAND TOTAL	1,787	▼	-0.1%	-1

2024 Overall GRAND TOTAL		Distribution of Caseload			Change*		Percentage (%) of Caseload		
1,518 -77 -4.8% 		Adult	710	47%	-0.3% ▼	-2	Adult	44.6%	46.8%
		Juvenile	808	53%	-8.5% ▼	-75	Juvenile	55.4%	53.2%
		GRAND TOTAL	1,518	100%	-4.8% ▼	-77	GRAND TOTAL	100%	100%

Dispositions by Division & Code

Division	Case Type Description	Code	Summary	Change	% Change	Absolute Change	
Adult	Misdemeanor	CM	175	▲	+6.1%	+10	
	Other	OT	137	▲	+14.2%	+17	
	Show Cause	SC	120	▼	-11.8%	-16	
	Civil Support	VS	115	▲	+17.3%	+17	
	Felony	CF	49	▲	+2.1%	+1	
	Capias	CA	43	▼	-8.5%	-4	
	Family Abuse - Protective Order	FP	34	▼	-40.4%	-23	
	Protective Order	PC	11	▼	-31.3%	-5	
	Violation of Protective Order	PV	9	▲	+28.6%	+2	
	Motion - Protective Order	MP	7	▼	-12.5%	-1	
	Remand Support	RS	7	▲	+40.0%	+2	
	Non-Family Abuse Protective Order	AP	2	▼	-50.0%	-2	
	Restricted License for Non-Support	SL	1	▲	-	+1	
	Violation Family Abuse Protective Order	PS	0	▼	-100.0%	-1	
	Total		710	▼	-0.3%	-2	
Juvenile	Custody Visitation	CV	396	▼	-11.4%	-51	
	Misdemeanor	DM	140	▲	+47.4%	+45	
	Felony	DF	36	▲	+24.1%	+7	
	Abuse and Neglect	AN	34	▼	-17.1%	-7	
	Traffic	T	24	▼	-42.9%	-18	
	Status	ST	23	▼	+43.8%	+7	
	Permanency Planning	PH	18	▼	-14.3%	-3	
	Foster Care Review	FC	16	▼	-5.9%	-1	
	Paternity	PT	14	▼	-61.1%	-22	
	Truancy	TR	13	▼	-35.0%	-7	
	Special Immigrant Juvenile Status	SI	12	▼	-29.4%	-5	
	Temporary Detention Order	TD	10	▼	-9.1%	-1	
	Terminate Parental Rights	TP	10	▼	-67.7%	-21	
	Motion - Protective Order	MP	9	▼	-35.7%	-5	
	Civil Violation	CI	8	▲	+100.0%	+4	
	Emergency Custody Order	EC	8	▲	+60.0%	+3	
	Initial Foster Care	IF	8	▼	-33.3%	-4	
	Remand Custody	RC	8	▲	+14.3%	+1	
	Remand Visitation	RV	8	▲	+14.3%	+1	
	Show Cause	SC	4	▲	-	+4	
	Non-Family Abuse Protective Order	AP	3	▼	-57.1%	-4	
	Voluntary Continuing Services and Support Agree	VA	3	▲	+200.0%	+2	
	Other	OT	2	▲	+100.0%	+1	
	Capias	CA	1	▲	-	+1	
	Entrustment	ET	0	▼	-100.0%	-1	
	Relief of Custody	CR	0	▼	-100.0%	-1	
		Total		808	▼	-8.5%	-75
		GRAND TOTAL		1,518	▼	-4.8%	-77

Dispositions by Major Case Category**

Category	Summary	Change	% Change	Absolute Change
Adult Criminal	376	▼	-0.5%	-2
Child Dependency	89	▼	-28.8%	-36
Child in Need of Services/Supervision	13	▼	-35.0%	-7

* Compared to same time period as previous year
 9/12/2024 1:13:09PM

** Case Type Categories are defined in the 2017 Virginia Judicial Workload Assessment
 Source: SCV-SQL-Information

CPSS - JCMS CASELOAD STATISTICS OF THE JUVENILE & DOMESTIC RELATIONS DISTRICT COURTS
 January 2024 thru August 2024 Dispositions (Compared to January 2023 thru August 2023)

Custody and Visitation	410	▼	-15.1%	-73
Delinquency	181	▲	+46.0%	+57
Juvenile Miscellaneous	23	▼	+43.8%	+7
New to Workload Study	20	▲	-4.8%	-1
Other	180	▲	+15.4%	+24
Protective Orders	55	▼	-38.9%	-35
Support	147	▲	+5.0%	+7
Traffic	24	▼	-42.9%	-18
GRAND TOTAL	1,518	▼	-4.8%	-77

2024 Overall GRAND TOTAL		Distribution of Caseload			Change*		Percentage (%) of Caseload		
169	-21 -11.1%	Adult	90	53%	12.5% ▲	+10	Adult	2023 42.1%	2024 53.3%
2024		Juvenile	79	47%	-28.2% ▼	-31	Juvenile	57.9%	46.7%
2023		GRAND TOTAL	169	100%	-11.1% ▼	-21	GRAND TOTAL	100%	100%

Dispositions by Division & Code

Division	Case Type Description	Code	Summary	Change	% Change	Absolute Change
Adult	Misdemeanor	CM	29	▲	+31.8%	+7
	Felony	CF	20	▲	+150.0%	+12
	Show Cause	SC	12	▲	+33.3%	+3
	Civil Support	VS	10	↔		-
	Other	OT	10	▼	-28.6%	-4
	Family Abuse - Protective Order	FP	6	▼	-62.5%	-10
	Bond Forfeiture	BF	1	▲	-	+1
	Capias	CA	1	↔		-
	Restricted License for Non-Support	SL	1	▲	-	+1
	Total			90	▲	12.5%
Juvenile	Custody Visitation	CV	49	▼	-40.2%	-33
	Misdemeanor	DM	8	▲	+60.0%	+3
	Abuse and Neglect	AN	6	▲	+500.0%	+5
	Status	ST	4	▲	-	+4
	Felony	DF	3	▲	-	+3
	Traffic	T	3	▼	-78.6%	-11
	Permanency Planning	PH	2	▲	+100.0%	+1
	Voluntary Continuing Services and Support Agreem	VA	2	▲	+100.0%	+1
	Child In Need of Services	CS	1	▲	-	+1
	Foster Care Review	FC	1	▼	-50.0%	-1
	Capias	CA	0	▼	-100.0%	-1
	Initial Foster Care	IF	0	▼	-100.0%	-1
	Qualified Residential Treatment	QR	0	▼	-100.0%	-1
	Temporary Detention Order	TD	0	▼	-100.0%	-1
	Total			79	▼	-28.2%
GRAND TOTAL			169	▼	-11.1%	-21

Dispositions by Major Case Category**

Category	Summary	Change	% Change	Absolute Change
Adult Criminal	57	▲	+58.3%	+21
Child Dependency	11	▲	+57.1%	+4
Child in Need of Services/Supervision	1	▲	-	+1
Custody and Visitation	49	▼	-40.2%	-33
Delinquency	11	▲	+83.3%	+5
Juvenile Miscellaneous	4	▲	-	+4
Other	10	▼	-33.3%	-5
Protective Orders	6	▼	-62.5%	-10
Support	17	▲	+21.4%	+3
Traffic	3	▼	-78.6%	-11
GRAND TOTAL		169	▼	-11.1%

* Compared to same time period as previous year
 9/12/2024 1:13:09PM

** Case Type Categories are defined in the 2017 Virginia Judicial Workload Assessment
 Source: SCV-SQL-Information

2024 Overall GRAND TOTAL		Distribution of Caseload		Change*		Percentage (%) of Caseload			
1,148	-295 -20.4%	Adult	499	43%	-24.4% ▼	-161	Adult	45.7%	43.5%
2024		Juvenile	649	57%	-17.1% ▼	-134	Juvenile	54.3%	56.5%
2023		GRAND TOTAL	1,148	100%	-20.4% ▼	-295	GRAND TOTAL	100%	100%

Dispositions by Division & Code

Division	Case Type Description	Code	Summary	Change	% Change	Absolute Change	
Adult	Misdemeanor	CM	108	▼	-19.4%	-26	
	Other	OT	93	▼	-21.8%	-26	
	Show Cause	SC	90	▲	-10.0%	-10	
	Civil Support	VS	76	▼	-11.6%	-10	
	Capias	CA	48	▼	-17.2%	-10	
	Family Abuse - Protective Order	FP	44	▼	-32.3%	-21	
	Felony	CF	31	▼	-20.5%	-8	
	Non-Family Abuse Protective Order	AP	3	▼	-40.0%	-2	
	Motion - Protective Order	MP	2	▼	-80.0%	-8	
	Violation of Protective Order	PV	2	▼	-80.0%	-8	
	Remand Support	RS	1	▼	-97.1%	-33	
	Restricted License for Non-Support	SL	1	▲	-	+1	
	Total			499	▼	-24.4%	-161
Juvenile	Custody Visitation	CV	387	▼	-0.5%	-2	
	Traffic	T	41	▼	-24.1%	-13	
	Misdemeanor	DM	40	▲	+33.3%	+10	
	Abuse and Neglect	AN	34	▲	+88.9%	+16	
	Motion - Protective Order	MP	30	▲	+114.3%	+16	
	Permanency Planning	PH	17	▼	-43.3%	-13	
	Foster Care Review	FC	15	▼	-16.7%	-3	
	Status	ST	15	▼	-48.3%	-14	
	Paternity	PT	13	▼	-7.1%	-1	
	Initial Foster Care	IF	11	▲	+120.0%	+6	
	Felony	DF	10	▼	-16.7%	-2	
	Remand Custody	RC	6	▼	-90.6%	-58	
	Remand Visitation	RV	6	▼	-89.3%	-50	
	Terminate Parental Rights	TP	5	▼	-58.3%	-7	
	Relief of Custody	CR	4	▲	+33.3%	+1	
	Truancy	TR	4	▲	+100.0%	+2	
	Voluntary Continuing Services and Support Agreem	VA	4	▲	+33.3%	+1	
	Other	OT	2	▲	-	+2	
	Special Immigrant Juvenile Status	SI	2	▲	-	+2	
	Temporary Detention Order	TD	2	▼	-66.7%	-4	
	Emergency Custody Order	EC	1	▲	-	+1	
	Child In Need of Services	CS	0	▼	-100.0%	-1	
	Civil Violation	CI	0	▼	-100.0%	-8	
	Emancipation	EP	0	▼	-100.0%	-1	
	Entrustment	ET	0	▼	-100.0%	-3	
	Non-Family Abuse Protective Order	AP	0	▼	-100.0%	-3	
	Qualified Residential Treatment	QR	0	▼	-100.0%	-6	
	Show Cause	SC	0	▼	-100.0%	-2	
	Total			649	▼	-17.1%	-134
	GRAND TOTAL			1,148	▼	-20.4%	-295

Dispositions by Major Case Category**

Category	Summary	Change	% Change	Absolute Change
Adult Criminal	252	▼	-22.0%	-71
Child Dependency	90	▼	-8.2%	-8
Child in Need of Services/Supervision	4	↔	+33.3%	+1

* Compared to same time period as previous year
 9/12/2024 1:13:09PM




** Case Type Categories are defined in the 2017 Virginia Judicial Workload Assessment
 Source: SCV-SQL-Information

CPSS - JCMS CASELOAD STATISTICS OF THE JUVENILE & DOMESTIC RELATIONS DISTRICT COURTS
 January 2024 thru August 2024 Dispositions (Compared to January 2023 thru August 2023)

Custody and Visitation	400	▼	-0.7%	-3
Delinquency	50	▼	+13.6%	+6
Juvenile Miscellaneous	15	▼	-50.0%	-15
New to Workload Study	2	▲	-75.0%	-6
Other	111	▲	-60.2%	-168
Protective Orders	79	▼	-18.6%	-18
Support	104	▲		0
Traffic	41	▼	-24.1%	-13
GRAND TOTAL	1,148	▼	-20.4%	-295

* Compared to same time period as previous year
 9/12/2024 1:13:09PM

** Case Type Categories are defined in the 2017 Virginia Judicial Workload Assessment
 Source: SCV-SQL-Information

2024 Overall GRAND TOTAL		Distribution of Caseload		Change*		Percentage (%) of Caseload			
2024  505 2023 	+34	Adult	212	42%	17.1% ▲	+31	Adult	38.4%	42.0%
	7.2%	Juvenile	293	58%	1.0% ▲	+3	Juvenile	61.6%	58.0%
		GRAND TOTAL	505	100%	7.2% ▲	+34	GRAND TOTAL	100%	100%

Dispositions by Division & Code

Division	Case Type Description	Code	Summary	Change	% Change	Absolute Change	
Adult	Misdemeanor	CM	54	▲	+74.2%	+23	
	Other	OT	42	▲	+13.5%	+5	
	Civil Support	VS	39	▲	+5.4%	+2	
	Show Cause	SC	33	▼	-23.3%	-10	
	Family Abuse - Protective Order	FP	16	▼	-5.9%	-1	
	Felony	CF	9	▲	+200.0%	+6	
	Motion - Protective Order	MP	8	↔		-	
	Remand Support	RS	7	▲	+600.0%	+6	
	Capias	CA	3	▲	+200.0%	+2	
	Non-Family Abuse Protective Order	AP	1	▼	-66.7%	-2	
		Total		212	▲	17.1%	+31
Juvenile	Custody Visitation	CV	153	▲	+0.7%	+1	
	Traffic	T	24	▼	-7.7%	-2	
	Remand Custody	RC	18	▲	+1,700.0%	+17	
	Remand Visitation	RV	18	▲	+1,700.0%	+17	
	Abuse and Neglect	AN	12	▼	-42.9%	-9	
	Terminate Parental Rights	TP	12	▲	+500.0%	+10	
	Status	ST	11	▲	+83.3%	+5	
	Motion - Protective Order	MP	9	▲	+28.6%	+2	
	Permanency Planning	PH	7	▲	+16.7%	+1	
	Misdemeanor	DM	5	▼	-70.6%	-12	
	Foster Care Review	FC	4	▼	-69.2%	-9	
	Initial Foster Care	IF	4	▼	-20.0%	-1	
	Temporary Detention Order	TD	4	▲	+33.3%	+1	
	Emergency Custody Order	EC	3	▲	-	+3	
	Felony	DF	3	▼	-50.0%	-3	
	Civil Violation	CI	2	▼	-77.8%	-7	
	Paternity	PT	2	▼	-50.0%	-2	
	Entrustment	ET	1	▲	-	+1	
	Non-Family Abuse Protective Order	AP	1	↔		-	
	Emancipation	EP	0	▼	-100.0%	-1	
	Other	OT	0	▼	-100.0%	-1	
	Qualified Residential Treatment	QR	0	▼	-100.0%	-1	
	Show Cause	SC	0	▼	-100.0%	-2	
	Truancy	TR	0	▼	-100.0%	-2	
	Voluntary Continuing Services and Support Agreem	VA	0	▼	-100.0%	-3	
		Total		293	▲	1.0%	+3
	GRAND TOTAL			505	▲	7.2%	+34

Dispositions by Major Case Category**

Category	Summary	Change	% Change	Absolute Change
Adult Criminal	81	▲	+28.6%	+18
Child Dependency	40	▲	-21.6%	-11
Child in Need of Services/Supervision	0	▼	-100.0%	-2
Custody and Visitation	155	▼	-0.6%	-1
Delinquency	8	▼	-68.0%	-17
Juvenile Miscellaneous	11	▼	+57.1%	+4
New to Workload Study	2	▼	-77.8%	-7

* Compared to same time period as previous year
 9/12/2024 1:13:09PM

** Case Type Categories are defined in the 2017 Virginia Judicial Workload Assessment
 Source: SCV-SQL-Information

CPSS - JCMS CASELOAD STATISTICS OF THE JUVENILE & DOMESTIC RELATIONS DISTRICT COURTS
 January 2024 thru August 2024 Dispositions (Compared to January 2023 thru August 2023)

Floyd

District: 27 FIPS: 063

Other	92	▲	+109.1%	+48
Protective Orders	35	▼	-2.8%	-1
Support	57	▼	+9.6%	+5
Traffic	24	▼	-7.7%	-2
GRAND TOTAL	505	▲	7.2%	+34

2024 Overall GRAND TOTAL		Distribution of Caseload			Change*		Percentage (%) of Caseload		
511 -1.5% 	-8	Adult	218	43%	-14.2% ▼	-36	Adult	48.9%	42.7%
		Juvenile	293	57%	10.6% ▲	+28	Juvenile	51.1%	57.3%
		GRAND TOTAL	511	100%	-1.5% ▼	-8	GRAND TOTAL	100%	100%

Dispositions by Division & Code

Division	Case Type Description	Code	Summary	Change	% Change	Absolute Change
Adult	Misdemeanor	CM	62	▲	+1.6%	+1
	Other	OT	44	▲	-13.7%	-7
	Civil Support	VS	40	▲	+90.5%	+19
	Felony	CF	24	▲	+20.0%	+4
	Show Cause	SC	17	▼	-66.0%	-33
	Capias	CA	12	▼	-40.0%	-8
	Family Abuse - Protective Order	FP	11	▼	-45.0%	-9
	Violation of Protective Order	PV	4	▲	+33.3%	+1
	Emergency Custody Order	EC	2	▲	-	+2
	Motion - Protective Order	MP	2	▼	-75.0%	-6
	Total		218	▼	-14.2%	-36
Juvenile	Custody Visitation	CV	138	▲	+0.7%	+1
	Misdemeanor	DM	28	▲	+100.0%	+14
	Permanency Planning	PH	26	▲	+73.3%	+11
	Abuse and Neglect	AN	21	▲	+61.5%	+8
	Terminate Parental Rights	TP	20	▲	+100.0%	+10
	Traffic	T	12	▼	-47.8%	-11
	Motion - Protective Order	MP	11	▲	+10.0%	+1
	Foster Care Review	FC	7	▼	-56.3%	-9
	Initial Foster Care	IF	6	▼	-40.0%	-4
	Temporary Detention Order	TD	4	▲	+300.0%	+3
	Voluntary Continuing Services and Support Agreen	VA	4	▲	+300.0%	+3
	Child In Need of Services	CS	3	▲	+200.0%	+2
	Non-Family Abuse Protective Order	AP	3	▲	-	+3
	Paternity	PT	3	▲	+50.0%	+1
	Civil Violation	CI	2	▲	+100.0%	+1
	Emergency Custody Order	EC	1	▲	-	+1
	Felony	DF	1	▲	-	+1
	Other	OT	1	▲	-	+1
	Relief of Custody	CR	1	↔	-	-
	Special Immigrant Juvenile Status	SI	1	▲	-	+1
	Emancipation	EP	0	▼	-100.0%	-1
	Qualified Residential Treatment	QR	0	▼	-100.0%	-2
	Show Cause	SC	0	▼	-100.0%	-3
	Status	ST	0	▼	-100.0%	-2
	Truancy	TR	0	▼	-100.0%	-2
	Total		293	▲	10.6%	+28
GRAND TOTAL			511	▼	-1.5%	-8

Dispositions by Major Case Category**

Category	Summary	Change	% Change	Absolute Change
Adult Criminal	111	▼	-12.6%	-16
Child Dependency	85	▲	+25.0%	+17
Child in Need of Services/Supervision	3	▲	-	0
Custody and Visitation	141	▲	+1.4%	+2
Delinquency	29	▲	+70.6%	+12
Juvenile Miscellaneous	0	▼	-100.0%	-3
New to Workload Study	3	▲	+200.0%	+2

* Compared to same time period as previous year
 9/12/2024 1:13:09PM

** Case Type Categories are defined in the 2017 Virginia Judicial Workload Assessment
 Source: SCV-SQL-Information

CPSS - JCMS CASELOAD STATISTICS OF THE JUVENILE & DOMESTIC RELATIONS DISTRICT COURTS
 January 2024 thru August 2024 Dispositions (Compared to January 2023 thru August 2023)

Other	52	▲		0
Protective Orders	27	▲	-28.9%	-11
Support	48	▲		0
Traffic	12	▼	-47.8%	-11
GRAND TOTAL	511	▼	-1.5%	-8

* Compared to same time period as previous year
 9/12/2024 1:13:09PM

** Case Type Categories are defined in the 2017 Virginia Judicial Workload Assessment
 Source: SCV-SQL-Information

2024 Overall GRAND TOTAL		Distribution of Caseload		Change*		Percentage (%) of Caseload			
888 	+72 8.8%	Adult	336	38%	2.8% ▲	+9	Adult	40.1%	37.8%
		Juvenile	552	62%	12.9% ▲	+63	Juvenile	59.9%	62.2%
GRAND TOTAL		888	100%	8.8% ▲	+72	GRAND TOTAL	100%	100%	

Dispositions by Division & Code

Division	Case Type Description	Code	Summary	Change	% Change	Absolute Change	
Adult	Show Cause	SC	92	▲	+124.4%	+51	
	Civil Support	VS	68	▲	+19.3%	+11	
	Misdemeanor	CM	55	▼	-33.7%	-28	
	Other	OT	46	▲	-	-	
	Family Abuse - Protective Order	FP	33	▼	-15.4%	-6	
	Capias	CA	17	▲	+41.7%	+5	
	Felony	CF	7	▼	-53.3%	-8	
	Violation of Protective Order	PV	7	▼	-41.7%	-5	
	Motion - Protective Order	MP	6	▼	-57.1%	-8	
	Remand Support	RS	3	▼	-50.0%	-3	
	Non-Family Abuse Protective Order	AP	2	▲	+100.0%	+1	
	Violation Family Abuse Protective Order	PS	0	▼	-100.0%	-1	
	Total			336	▲	2.8%	+9
Juvenile	Custody Visitation	CV	378	▲	+12.2%	+41	
	Misdemeanor	DM	27	▲	+125.0%	+15	
	Motion - Protective Order	MP	27	▲	+2,600.0%	+26	
	Felony	DF	16	▲	+14.3%	+2	
	Permanency Planning	PH	12	↔	-	-	
	Remand Custody	RC	12	▲	+9.1%	+1	
	Remand Visitation	RV	11	▼	-8.3%	-1	
	Traffic	T	11	▼	-52.2%	-12	
	Abuse and Neglect	AN	9	▼	-18.2%	-2	
	Relief of Custody	CR	7	▲	-	+7	
	Foster Care Review	FC	6	▼	-53.8%	-7	
	Temporary Detention Order	TD	6	▲	+200.0%	+4	
	Terminate Parental Rights	TP	6	▲	+20.0%	+1	
	Initial Foster Care	IF	4	▼	-42.9%	-3	
	Non-Family Abuse Protective Order	AP	4	▲	+300.0%	+3	
	Paternity	PT	4	▼	-75.0%	-12	
	Child In Need of Services	CS	3	▲	+200.0%	+2	
	Other	OT	3	▲	-	+3	
	Truancy	TR	3	▲	+50.0%	+1	
	Entrustment	ET	2	▲	+100.0%	+1	
	Voluntary Continuing Services and Support Agreen	VA	1	↔	-	-	
	Emergency Custody Order	EC	0	▼	-100.0%	-1	
	Qualified Residential Treatment	QR	0	▼	-100.0%	-3	
	Show Cause	SC	0	▼	-100.0%	-1	
	Status	ST	0	▼	-100.0%	-2	
	Total			552	▲	12.9%	+63
	GRAND TOTAL			888	▲	8.8%	+72

Dispositions by Major Case Category**

Category	Summary	Change	% Change	Absolute Change
Adult Criminal	145	▼	-1.4%	-2
Child Dependency	47	▲	-11.3%	-6
Child in Need of Services/Supervision	6	▲	+100.0%	+3
Custody and Visitation	382	▼	+8.2%	+29
Delinquency	43	▲	+59.3%	+16

* Compared to same time period as previous year
 9/12/2024 1:13:09PM

** Case Type Categories are defined in the 2017 Virginia Judicial Workload Assessment
 Source: SCV-SQL-Information

CPSS - JCMS CASELOAD STATISTICS OF THE JUVENILE & DOMESTIC RELATIONS DISTRICT COURTS
 January 2024 thru August 2024 Dispositions (Compared to January 2023 thru August 2023)

Juvenile Miscellaneous	1	▲	-50.0%	-1
Other	80	▲	+2.6%	+2
Protective Orders	72	▲	+28.6%	+16
Support	101	▲	+36.5%	+27
Traffic	11	▼	-52.2%	-12
GRAND TOTAL	888	▲	8.8%	+72

2024 Overall GRAND TOTAL		Distribution of Caseload		Change*		Percentage (%) of Caseload			
	615	Adult	289	47%	9.5% ▲	+25	Adult	48.0%	47.0%
		Juvenile	326	53%	14.0% ▲	+40	Juvenile	52.0%	53.0%
		GRAND TOTAL	615	100%	11.8% ▲	+65	GRAND TOTAL	100%	100%

Dispositions by Division & Code

Division	Case Type Description	Code	Summary	Change	% Change	Absolute Change
Adult	Civil Support	VS	61	▲	+69.4%	+25
	Show Cause	SC	55	▲	+83.3%	+25
	Misdemeanor	CM	51	▼	-33.8%	-26
	Other	OT	47	▲	+213.3%	+32
	Capias	CA	27	▲	+92.9%	+13
	Felony	CF	23	▲	+109.1%	+12
	Family Abuse - Protective Order	FP	18	▼	-74.3%	-52
	Motion - Protective Order	MP	2	▼	-60.0%	-3
	Remand Support	RS	2	▲	+100.0%	+1
	Bond Forfeiture	BF	1	▲	-	+1
	Violation Family Abuse Protective Order	PS	1	▲	-	+1
	Violation of Protective Order	PV	1	↔	-	-
	Non-Family Abuse Protective Order	AP	0	▼	-100.0%	-3
	Protective Order	PC	0	▼	-100.0%	-1
	Total		289	▲	9.5%	+25
Juvenile	Custody Visitation	CV	225	▲	+36.4%	+60
	Misdemeanor	DM	19	▼	-32.1%	-9
	Initial Foster Care	IF	14	▲	+133.3%	+8
	Foster Care Review	FC	11	▲	+83.3%	+5
	Permanency Planning	PH	11	▲	+22.2%	+2
	Traffic	T	10	▼	-44.4%	-8
	Felony	DF	8	▼	-11.1%	-1
	Abuse and Neglect	AN	7	▼	-41.7%	-5
	Terminate Parental Rights	TP	4	▼	-73.3%	-11
	Civil Violation	CI	3	▲	+50.0%	+1
	Paternity	PT	3	▼	-25.0%	-1
	Child In Need of Services	CS	2	↔	-	-
	Non-Family Abuse Protective Order	AP	2	▲	-	+2
	Status	ST	2	▼	-33.3%	-1
	Family Abuse - Protective Order	FP	1	▲	-	+1
	Motion - Protective Order	MP	1	▲	-	+1
	Relief of Custody	CR	1	↔	-	-
	Remand Visitation	RV	1	▲	-	+1
	Temporary Detention Order	TD	1	↔	-	-
	Emergency Custody Order	EC	0	▼	-100.0%	-1
	Remand Custody	RC	0	▼	-100.0%	-3
Truancy	TR	0	▼	-100.0%	-1	
	Total		326	▲	14.0%	+40
	GRAND TOTAL		615	▲	11.8%	+65

Dispositions by Major Case Category**

Category	Summary	Change	% Change	Absolute Change
Adult Criminal	130	▲	+8.3%	+10
Child Dependency	48	▲	-2.0%	-1
Child in Need of Services/Supervision	2	▼	-33.3%	-1
Custody and Visitation	228	▲	+34.9%	+59
Delinquency	27	▼	-27.0%	-10
Juvenile Miscellaneous	2	▼	-33.3%	-1

* Compared to same time period as previous year
 9/12/2024 1:13:09PM

** Case Type Categories are defined in the 2017 Virginia Judicial Workload Assessment
 Source: SCV-SQL-Information

CPSS - JCMS CASELOAD STATISTICS OF THE JUVENILE & DOMESTIC RELATIONS DISTRICT COURTS
 January 2024 thru August 2024 Dispositions (Compared to January 2023 thru August 2023)

New to Workload Study	3	▲	+50.0%	+1
Other	51	▲	+142.9%	+30
Protective Orders	24	▲	-69.2%	-54
Support	90	▲	+80.0%	+40
Traffic	10	▼	-44.4%	-8
GRAND TOTAL	615	▲	11.8%	+65

2024 Overall GRAND TOTAL		Distribution of Caseload			Change*		Percentage (%) of Caseload		
2,606 +436 20.1% 		Adult	1,367	52%	13.9% ▲	+167	Adult	55.3%	52.5%
		Juvenile	1,239	48%	27.7% ▲	+269	Juvenile	44.7%	47.5%
		GRAND TOTAL	2,606	100%	20.1% ▲	+436	GRAND TOTAL	100%	100%

Dispositions by Division & Code

Division	Case Type Description	Code	Summary	Change	% Change	Absolute Change	
Adult	Misdemeanor	CM	340	▲	+8.3%	+26	
	Other	OT	254	▲	+18.1%	+39	
	Show Cause	SC	249	▲	+15.8%	+34	
	Civil Support	VS	221	▲	+16.3%	+31	
	Felony	CF	127	▲	+19.8%	+21	
	Family Abuse - Protective Order	FP	99	▲	+1.0%	+1	
	Capias	CA	39	▲	+25.8%	+8	
	Motion - Protective Order	MP	13	▲	+18.2%	+2	
	Non-Family Abuse Protective Order	AP	12	▲	+200.0%	+8	
	Remand Support	RS	10	▲	+25.0%	+2	
	Violation of Protective Order	PV	2	▼	-33.3%	-1	
	Restricted License for Non-Support	SL	1	▼	-80.0%	-4	
	Total			1,367	▲	13.9%	+167
Juvenile	Custody Visitation	CV	672	▲	+27.5%	+145	
	Misdemeanor	DM	170	▲	+56.0%	+61	
	Felony	DF	84	▲	+20.0%	+14	
	Traffic	T	49	▼	-5.8%	-3	
	Abuse and Neglect	AN	42	▲	+68.0%	+17	
	Remand Custody	RC	35	▲	+94.4%	+17	
	Motion - Protective Order	MP	33	▲	+73.7%	+14	
	Truancy	TR	20	▲	+53.8%	+7	
	Show Cause	SC	19	▲	+111.1%	+10	
	Non-Family Abuse Protective Order	AP	13	▲	+85.7%	+6	
	Civil Violation	CI	12	▲	+71.4%	+5	
	Initial Foster Care	IF	11	▲	+57.1%	+4	
	Temporary Detention Order	TD	10	▼	-50.0%	-10	
	Child In Need of Services	CS	8	▲	+33.3%	+2	
	Remand Visitation	RV	8	▲	+60.0%	+3	
	Status	ST	8	▲	+33.3%	+2	
	Emergency Custody Order	EC	7	▼	-46.2%	-6	
	Relief of Custody	CR	7	▲	+40.0%	+2	
	Paternity	PT	6	▼	-14.3%	-1	
	Permanency Planning	PH	6	▼	-25.0%	-2	
	Foster Care Review	FC	4	▼	-55.6%	-5	
	Other	OT	4	↔		-	
	Special Immigrant Juvenile Status	SI	3	▲	+200.0%	+2	
	Voluntary Continuing Services and Support Agree	VA	3	↔		-	
	Juvenile Support	JS	2	▲	-	+2	
	Terminate Parental Rights	TP	2	▼	-88.2%	-15	
	Emancipation	EP	1	↔		-	
	Mental Commitment	MC	0	▼	-100.0%	-2	
	Total			1,239	▲	27.7%	+269
	GRAND TOTAL			2,606	▲	20.1%	+436

Dispositions by Major Case Category**

Category	Summary	Change	% Change	Absolute Change
Adult Criminal	688	▲	+21.8%	+123
Child Dependency	75	▼	+1.4%	+1
Child in Need of Services/Supervision	28	▲	+47.4%	+9

* Compared to same time period as previous year
 9/12/2024 1:13:09PM

** Case Type Categories are defined in the 2017 Virginia Judicial Workload Assessment
 Source: SCV-SQL-Information

Custody and Visitation	678	▲	+27.0%	+144
Delinquency	273	▲	+45.2%	+85
Juvenile Miscellaneous	9	▲	+28.6%	+2
New to Workload Study	15	▲	+87.5%	+7
Other	328	▲	+15.1%	+43
Protective Orders	170	▲	+22.3%	+31
Support	293	▲	-2.0%	-6
Traffic	49	▼	-5.8%	-3
GRAND TOTAL	2,606	▲	20.1%	+436

2024 Overall GRAND TOTAL		Distribution of Caseload		Change*		Percentage (%) of Caseload			
1,666	-71 -4.1%	Adult	872	52%	-5.5%	-51	Adult	53.1%	52.3%
2024		Juvenile	794	48%	-2.5%	-20	Juvenile	46.9%	47.7%
2023		GRAND TOTAL	1,666	100%	-4.1%	-71	GRAND TOTAL	100%	100%

Dispositions by Division & Code

Division	Case Type Description	Code	Summary	Change	% Change	Absolute Change
Adult	Civil Support	VS	175	▲	+11.5%	+18
	Other	OT	170	▲	-6.6%	-12
	Misdemeanor	CM	168	▼	-6.7%	-12
	Show Cause	SC	153	▼	-16.8%	-31
	Family Abuse - Protective Order	FP	79	▲	+12.9%	+9
	Felony	CF	53	▼	-3.6%	-2
	Capias	CA	44	▼	-15.4%	-8
	Violation of Protective Order	PV	15	▼	-37.5%	-9
	Motion - Protective Order	MP	11	▼	-21.4%	-3
	Non-Family Abuse Protective Order	AP	2	↔		-
	Criminal Support	CS	1	▲	-	+1
	Remand Support	RS	1	▼	-66.7%	-2
		Total		872	▼	-5.5%
Juvenile	Custody Visitation	CV	500	▲	+5.0%	+24
	Misdemeanor	DM	85	▼	-2.3%	-2
	Traffic	T	31	▲	+55.0%	+11
	Child at Risk	RI	24	▲	+50.0%	+8
	Truancy	TR	21	▼	-4.5%	-1
	Permanency Planning	PH	15	▼	-46.4%	-13
	Foster Care Review	FC	14	▼	-30.0%	-6
	Abuse and Neglect	AN	13	▼	-18.8%	-3
	Felony	DF	13	▼	-48.0%	-12
	Motion - Protective Order	MP	13	▼	-7.1%	-1
	Initial Foster Care	IF	11	▼	-21.4%	-3
	Non-Family Abuse Protective Order	AP	9	▼	-25.0%	-3
	Voluntary Continuing Services and Support Agree	VA	9	▲	+800.0%	+8
	Paternity	PT	8	↔		-
	Terminate Parental Rights	TP	8	↔		-
	Temporary Detention Order	TD	5	▼	-58.3%	-7
	Civil Violation	CI	4	▲	+300.0%	+3
	Child In Need of Services	CS	2	▼	-60.0%	-3
	Emergency Custody Order	EC	2	▼	-33.3%	-1
	Family Abuse - Protective Order	FP	2	↔		-
	Other	OT	1	▼	-75.0%	-3
	Relief of Custody	CR	1	▼	-75.0%	-3
	Remand Custody	RC	1	▼	-66.7%	-2
	Remand Visitation	RV	1	▼	-66.7%	-2
	Status	ST	1	▲		-
	Emancipation	EP	0	▼	-100.0%	-2
	Entrustment	ET	0	▼	-100.0%	-2
	Mental Commitment	MC	0	▼	-100.0%	-1
	Qualified Residential Treatment	QR	0	▼	-100.0%	-3
	Show Cause	SC	0	▼	-100.0%	-1
		Total		794	▼	-2.5%
GRAND TOTAL			1,666	▼	-4.1%	-71

Dispositions by Major Case Category**

Category	Summary	Change	% Change	Absolute Change
Adult Criminal	381	▼	-11.8%	-51
Child Dependency	95	▲	-15.2%	-17
Child in Need of Services/Supervision	23	▼	-14.8%	-4
Custody and Visitation	508	▲	+5.0%	+24
Delinquency	98	▼	-13.3%	-15
Juvenile Miscellaneous	1	▲	-66.7%	-2
New to Workload Study	4	▲	+300.0%	+3
Other	181	▲	-14.2%	-30
Protective Orders	116	▼	+1.8%	+2
Support	228	▲	+3.6%	+8
Traffic	31	▲	+55.0%	+11
GRAND TOTAL	1,666	▼	-4.1%	-71

* Compared to same time period as previous year
 9/12/2024 1:13:09PM

** Case Type Categories are defined in the 2017 Virginia Judicial Workload Assessment
 Source: SCV-SQL-Information

2024 Overall GRAND TOTAL		Distribution of Caseload		Change*		Percentage (%) of Caseload		
654	-70 -9.7%	Adult	302 46%	0.7% ▲	+2	Adult	2023 41.4%	2024 46.2%
2024		Juvenile	352 54%	-17.0% ▼	-72	Juvenile	58.6%	53.8%
2023		GRAND TOTAL	654 100%	-9.7% ▼	-70	GRAND TOTAL	100%	100%

Dispositions by Division & Code

Division	Case Type Description	Code	Summary	Change	% Change	Absolute Change	
Adult	Misdemeanor	CM	82	▲	+5.1%	+4	
	Other	OT	67	▲	+48.9%	+22	
	Civil Support	VS	55	▼	-12.7%	-8	
	Show Cause	SC	41	▼	-16.3%	-8	
	Family Abuse - Protective Order	FP	24	▼	-4.0%	-1	
	Felony	CF	16	↔		-	
	Capias	CA	6	▼	-33.3%	-3	
	Motion - Protective Order	MP	5	▲	+25.0%	+1	
	Remand Support	RS	2	▲	+100.0%	+1	
	Restricted License for Non-Support	SL	2	▲	-	+2	
	Bond Forfeiture	BF	1	▲	-	+1	
	Violation of Protective Order	PV	1	▼	-87.5%	-7	
	Non-Family Abuse Protective Order	AP	0	▼	-100.0%	-2	
		Total		302	▲	0.7%	+2
Juvenile	Custody Visitation	CV	233	▼	-16.5%	-46	
	Misdemeanor	DM	18	▼	-47.1%	-16	
	Abuse and Neglect	AN	14	↔		-	
	Truancy	TR	11	▲	+83.3%	+5	
	Civil Violation	CI	9	▲	+28.6%	+2	
	Temporary Detention Order	TD	8	▲	+100.0%	+4	
	Felony	DF	7	▼	-12.5%	-1	
	Foster Care Review	FC	7	▼	-46.2%	-6	
	Initial Foster Care	IF	6	▲	+100.0%	+3	
	Remand Custody	RC	6	▼	-25.0%	-2	
	Traffic	T	6	▲	+50.0%	+2	
	Motion - Protective Order	MP	4	▼	-66.7%	-8	
	Emergency Custody Order	EC	3	▲	-	+3	
	Paternity	PT	3	▼	-50.0%	-3	
	Permanency Planning	PH	3	▼	-40.0%	-2	
	Terminate Parental Rights	TP	3	↔		-	
	Entrustment	ET	2	▲	-	+2	
	Relief of Custody	CR	2	▲	+100.0%	+1	
	Remand Visitation	RV	2	▼	-75.0%	-6	
	Voluntary Continuing Services and Support Agreen	VA	2	▲	+100.0%	+1	
	Non-Family Abuse Protective Order	AP	1	▼	-50.0%	-1	
	Other	OT	1	▲	-	+1	
	Show Cause	SC	1	▲	-	+1	
	Child In Need of Services	CS	0	▼	-100.0%	-3	
	Emancipation	EP	0	▼	-100.0%	-1	
	Special Immigrant Juvenile Status	SI	0	▼	-100.0%	-1	
	Status	ST	0	▼	-100.0%	-1	
		Total		352	▼	-17.0%	-72
	GRAND TOTAL			654	▼	-9.7%	-70

Dispositions by Major Case Category**

Category	Summary	Change	% Change	Absolute Change
Adult Criminal	133	▲	-2.9%	-4
Child Dependency	39	▲	-2.5%	-1
Child in Need of Services/Supervision	11	▼	+22.2%	+2

CPSS - JCMS CASELOAD STATISTICS OF THE JUVENILE & DOMESTIC RELATIONS DISTRICT COURTS
 January 2024 thru August 2024 Dispositions (Compared to January 2023 thru August 2023)

Custody and Visitation	236	▼	-17.2%	-49
Delinquency	26	▲	-38.1%	-16
Juvenile Miscellaneous	0	▼	-100.0%	-2
New to Workload Study	9	▼	+12.5%	+1
Other	89	▲	+34.8%	+23
Protective Orders	34	▼	-24.4%	-11
Support	71	▲	-17.4%	-15
Traffic	6	▲	+50.0%	+2
GRAND TOTAL	654	▼	-9.7%	-70

2024 Overall GRAND TOTAL		Distribution of Caseload			Change*		Percentage (%) of Caseload		
1,550 +87 5.9% 	2024 2023	Adult	777	50%	15.1% ▲	+102	Adult	46.1%	50.1%
		Juvenile	773	50%	-1.9% ▼	-15	Juvenile	53.9%	49.9%
GRAND TOTAL		1,550	100%	5.9% ▲	+87	GRAND TOTAL	100%	100%	

Dispositions by Division & Code

Division	Case Type Description	Code	Summary	Change	% Change	Absolute Change	
Adult	Other	OT	181	▲	+38.2%	+50	
	Misdemeanor	CM	168	▲	+5.7%	+9	
	Civil Support	VS	131	▲	+14.9%	+17	
	Show Cause	SC	106	▼	-22.1%	-30	
	Felony	CF	74	▲	+85.0%	+34	
	Family Abuse - Protective Order	FP	60	▲	+22.4%	+11	
	Violation of Protective Order	PV	27	▲	+107.7%	+14	
	Capias	CA	15	▼	-25.0%	-5	
	Motion - Protective Order	MP	9	↔		-	
	Remand Support	RS	4	▲	+300.0%	+3	
	Non-Family Abuse Protective Order	AP	2	▼	-33.3%	-1	
Total			777	▲	15.1%	+102	
Juvenile	Custody Visitation	CV	486	▲	+5.9%	+27	
	Misdemeanor	DM	61	▼	-11.6%	-8	
	Abuse and Neglect	AN	41	▲	+57.7%	+15	
	Status	ST	32	▼	-11.1%	-4	
	Traffic	T	30	▼	-44.4%	-24	
	Foster Care Review	FC	25	▲	+8.7%	+2	
	Permanency Planning	PH	24	▲	+100.0%	+12	
	Paternity	PT	11	▲	+22.2%	+2	
	Motion - Protective Order	MP	9	▲	+800.0%	+8	
	Remand Custody	RC	8	▲	+100.0%	+4	
	Initial Foster Care	IF	7	▼	-50.0%	-7	
	Terminate Parental Rights	TP	6	▼	-14.3%	-1	
	Felony	DF	5	▼	-54.5%	-6	
	Temporary Detention Order	TD	5	▼	-28.6%	-2	
	Truancy	TR	5	▼	-64.3%	-9	
	Child In Need of Services	CS	3	↔		-	
	Emergency Custody Order	EC	3	▼	-50.0%	-3	
	Non-Family Abuse Protective Order	AP	3	▲	+50.0%	+1	
	Show Cause	SC	3	▼	-40.0%	-2	
	Relief of Custody	CR	2	↔		-	
	Voluntary Continuing Services and Support Agreem	VA	2	▼	-33.3%	-1	
	Other	OT	1	↔		-	
	Restoration of Parental Rights	RR	1	▲	-	+1	
	Child at Risk	RI	0	▼	-100.0%	-8	
	Emancipation	EP	0	▼	-100.0%	-1	
	Entrustment	ET	0	▼	-100.0%	-6	
	Mental Commitment	MC	0	▼	-100.0%	-4	
	Qualified Residential Treatment	QR	0	▼	-100.0%	-1	
	Total			773	▼	-1.9%	-15
	GRAND TOTAL			1,550	▲	5.9%	+87

Dispositions by Major Case Category**

Category	Summary	Change	% Change	Absolute Change
Adult Criminal	342	▲	+7.5%	+24
Child Dependency	107	▼	+4.9%	+5
Child in Need of Services/Supervision	9	▼	-50.0%	-9
Custody and Visitation	497	▲	+6.2%	+29

* Compared to same time period as previous year
 9/12/2024 1:13:09PM

** Case Type Categories are defined in the 2017 Virginia Judicial Workload Assessment
 Source: SCV-SQL-Information

CPSS - JCMS CASELOAD STATISTICS OF THE JUVENILE & DOMESTIC RELATIONS DISTRICT COURTS
 January 2024 thru August 2024 Dispositions (Compared to January 2023 thru August 2023)

Delinquency	68	▼	-19.0%	-16
Juvenile Miscellaneous	32	▼	-13.5%	-5
Other	203	▲	+31.8%	+49
Protective Orders	83	▲	+29.7%	+19
Support	179	▲	+9.1%	+15
Traffic	30	▼	-44.4%	-24
GRAND TOTAL	1,550	▲	5.9%	+87

2024 Overall GRAND TOTAL		Distribution of Caseload		Change*		Percentage (%) of Caseload			
1,289 +102 8.6% 		Adult	642	50%	6.8% ▲	+41	Adult	50.6%	49.8%
		Juvenile	647	50%	10.4% ▲	+61	Juvenile	49.4%	50.2%
		GRAND TOTAL	1,289	100%	8.6% ▲	+102	GRAND TOTAL	100%	100%

Dispositions by Division & Code

Division	Case Type Description	Code	Summary	Change	% Change	Absolute Change	
Adult	Misdemeanor	CM	204	▲	+36.0%	+54	
	Other	OT	115	▼	-17.3%	-24	
	Show Cause	SC	87	▲	+24.3%	+17	
	Civil Support	VS	61	▼	-7.6%	-5	
	Capias	CA	59	▲	+11.3%	+6	
	Felony	CF	43	▼	-38.6%	-27	
	Family Abuse - Protective Order	FP	42	▲	+20.0%	+7	
	Remand Support	RS	17	▲	+88.9%	+8	
	Motion - Protective Order	MP	5	▲	+150.0%	+3	
	Violation of Protective Order	PV	4	▲	+100.0%	+2	
	Non-Family Abuse Protective Order	AP	2	▲	+100.0%	+1	
	Protective Order	PC	1	▼	-75.0%	-3	
	Restricted License for Non-Support	SL	1	▲	-	+1	
	Violation Family Abuse Protective Order	PS	1	▲	-	+1	
	Total		642	▲	6.8%	+41	
Juvenile	Custody Visitation	CV	285	▼	-5.9%	-18	
	Status	ST	75	▲	+50.0%	+25	
	Misdemeanor	DM	50	▲	+138.1%	+29	
	Foster Care Review	FC	36	▼	-7.7%	-3	
	Remand Custody	RC	33	▲	+153.8%	+20	
	Remand Visitation	RV	31	▲	+138.5%	+18	
	Traffic	T	30	▲	+36.4%	+8	
	Permanency Planning	PH	24	▼	-33.3%	-12	
	Abuse and Neglect	AN	16	▲	+14.3%	+2	
	Initial Foster Care	IF	15	▲	+50.0%	+5	
	Felony	DF	13	▲	+18.2%	+2	
	Paternity	PT	9	▼	-50.0%	-9	
	Truancy	TR	6	▲	+200.0%	+4	
	Voluntary Continuing Services and Support Agreem	VA	6	▲	+20.0%	+1	
	Entrustment	ET	5	▲	-	+5	
	Terminate Parental Rights	TP	4	▼	-66.7%	-8	
	Non-Family Abuse Protective Order	AP	3	▲	+200.0%	+2	
	Civil Violation	CI	2	▼	-33.3%	-1	
	Child In Need of Services	CS	1	▼	-50.0%	-1	
	Emergency Custody Order	EC	1	▲	-	+1	
	Other	OT	1	▼	-66.7%	-2	
	Temporary Detention Order	TD	1	↔	-	-	
	Family Abuse - Protective Order	FP	0	▼	-100.0%	-5	
	Qualified Residential Treatment	QR	0	▼	-100.0%	-2	
		Total		647	▲	10.4%	+61
		GRAND TOTAL		1,289	▲	8.6%	+102

Dispositions by Major Case Category**

Category	Summary	Change	% Change	Absolute Change
Adult Criminal	369	▲	+9.8%	+33
Child Dependency	106	▲	-10.2%	-12
Child in Need of Services/Supervision	7	▲	+75.0%	+3
Custody and Visitation	294	▼	-8.4%	-27
Delinquency	63	▲	+96.9%	+31

* Compared to same time period as previous year
 9/12/2024 1:13:09PM

** Case Type Categories are defined in the 2017 Virginia Judicial Workload Assessment
 Source: SCV-SQL-Information

CPSS - JCMS CASELOAD STATISTICS OF THE JUVENILE & DOMESTIC RELATIONS DISTRICT COURTS
 January 2024 thru August 2024 Dispositions (Compared to January 2023 thru August 2023)

Juvenile Miscellaneous	75	▲	+50.0%	+25
New to Workload Study	2	▼	-33.3%	-1
Other	199	▲	+11.8%	+21
Protective Orders	52	▲	+18.2%	+8
Support	92	▲	+16.5%	+13
Traffic	30	▲	+36.4%	+8
GRAND TOTAL	1,289	▲	8.6%	+102

2024 Overall GRAND TOTAL		Distribution of Caseload		Change*		Percentage (%) of Caseload			
2,162	-56 -2.5%	Adult	1,154	53%	15.9% ▲	+158	Adult	44.9%	53.4%
2024		Juvenile	1,008	47%	-17.5% ▼	-214	Juvenile	55.1%	46.6%
2023		GRAND TOTAL	2,162	100%	-2.5% ▼	-56	GRAND TOTAL	100%	100%

Dispositions by Division & Code

Division	Case Type Description	Code	Summary	Change	% Change	Absolute Change	
Adult	Show Cause	SC	347	▲	+59.9%	+130	
	Misdemeanor	CM	230	▲	+15.6%	+31	
	Other	OT	196	▲	+16.0%	+27	
	Civil Support	VS	158	▲	+32.8%	+39	
	Capias	CA	99	▲	-8.3%	-9	
	Family Abuse - Protective Order	FP	49	▼	-31.9%	-23	
	Felony	CF	39	▼	-43.5%	-30	
	Remand Support	RS	19	▲	+5.6%	+1	
	Motion - Protective Order	MP	7	▼	-41.7%	-5	
	Violation of Protective Order	PV	7	▼	-12.5%	-1	
	Non-Family Abuse Protective Order	AP	3	▼	-25.0%	-1	
	Protective Order	PC	0	▼	-100.0%	-1	
		Total		1,154	▲	15.9%	+158
Juvenile	Custody Visitation	CV	552	▼	-24.1%	-175	
	Status	ST	114	▲	+8.6%	+9	
	Misdemeanor	DM	72	▲	+18.0%	+11	
	Permanency Planning	PH	38	▲	+137.5%	+22	
	Traffic	T	36	▲	+125.0%	+20	
	Remand Custody	RC	31	▲	+6.9%	+2	
	Remand Visitation	RV	31	▲	+6.9%	+2	
	Paternity	PT	29	▲	+38.1%	+8	
	Foster Care Review	FC	25	▼	-35.9%	-14	
	Motion - Protective Order	MP	23	▼	-55.8%	-29	
	Felony	DF	15	▲	+87.5%	+7	
	Show Cause	SC	11	▲	+266.7%	+8	
	Temporary Detention Order	TD	8	▲	+14.3%	+1	
	Abuse and Neglect	AN	5	▼	-90.9%	-50	
	Truancy	TR	5	▼	-44.4%	-4	
	Terminate Parental Rights	TP	4	▼	-66.7%	-8	
	Non-Family Abuse Protective Order	AP	3	▼	-25.0%	-1	
	Emergency Custody Order	EC	2	↔		-	
	Relief of Custody	CR	2	▲	+100.0%	+1	
	Child In Need of Services	CS	1	↔		-	
	Initial Foster Care	IF	1	▼	-94.1%	-16	
	Entrustment	ET	0	▼	-100.0%	-2	
	Family Abuse - Protective Order	FP	0	▼	-100.0%	-3	
	Mental Commitment	MC	0	▼	-100.0%	-1	
	Other	OT	0	▼	-100.0%	-1	
	Qualified Residential Treatment	QR	0	▼	-100.0%	-1	
		Total		1,008	▼	-17.5%	-214
	GRAND TOTAL			2,162	▼	-2.5%	-56

Dispositions by Major Case Category**

Category	Summary	Change	% Change	Absolute Change
Adult Criminal	639	▼	+14.7%	+82
Child Dependency	75	▼	-47.6%	-68
Child in Need of Services/Supervision	6	▼	-40.0%	-4
Custody and Visitation	581	▲	-22.3%	-167
Delinquency	98	▲	+36.1%	+26

* Compared to same time period as previous year
 9/12/2024 1:13:09PM

** Case Type Categories are defined in the 2017 Virginia Judicial Workload Assessment
 Source: SCV-SQL-Information

CPSS - JCMS CASELOAD STATISTICS OF THE JUVENILE & DOMESTIC RELATIONS DISTRICT COURTS
 January 2024 thru August 2024 Dispositions (Compared to January 2023 thru August 2023)

Juvenile Miscellaneous	114	▲	+8.6%	+9
Other	287	▲	+12.1%	+31
Protective Orders	85	▼	-42.2%	-62
Support	241	▲	+47.0%	+77
Traffic	36	▲	+125.0%	+20
GRAND TOTAL	2,162	▼	-2.5%	-56

2024 Overall GRAND TOTAL		Distribution of Caseload			Change*		Percentage (%) of Caseload		
2,296 2024 2023	+16 0.7%	Adult	1,100	48%	-2.4% ▼	-27	Adult	49.4%	47.9%
		Juvenile	1,196	52%	3.7% ▲	+43	Juvenile	50.6%	52.1%
		GRAND TOTAL	2,296	100%	0.7% ▲	+16	GRAND TOTAL	100%	100%

Dispositions by Division & Code

Division	Case Type Description	Code	Summary	Change	% Change	Absolute Change	
Adult	Misdemeanor	CM	304	▲	+11.4%	+31	
	Other	OT	208	▲	-23.2%	-63	
	Felony	CF	147	▲	+2.8%	+4	
	Civil Support	VS	106	▼	-3.6%	-4	
	Show Cause	SC	105	▲	+5.0%	+5	
	Capias	CA	86	▲	-4.4%	-4	
	Family Abuse - Protective Order	FP	78	▼	-14.3%	-13	
	Violation of Protective Order	PV	27	▲	+170.0%	+17	
	Motion - Protective Order	MP	19	▼	-24.0%	-6	
	Remand Support	RS	11	▲	+83.3%	+5	
	Bond Forfeiture	BF	4	▲	+300.0%	+3	
	Protective Order	PC	3	▲	+200.0%	+2	
	Restricted License for Non-Support	SL	2	↔		-	
	Non-Family Abuse Protective Order	AP	0	▼	-100.0%	-4	
	Total		1,100	▼	-2.4%	-27	
Juvenile	Custody Visitation	CV	659	▲	+6.1%	+38	
	Permanency Planning	PH	79	▲	+41.1%	+23	
	Status	ST	57	▲	+46.2%	+18	
	Remand Visitation	RV	49	▲	+19.5%	+8	
	Foster Care Review	FC	47	▲	+4.4%	+2	
	Traffic	T	46	▼	-16.4%	-9	
	Remand Custody	RC	45	▲	+12.5%	+5	
	Misdemeanor	DM	39	▼	-22.0%	-11	
	Felony	DF	34	▲	+47.8%	+11	
	Abuse and Neglect	AN	28	▼	-24.3%	-9	
	Terminate Parental Rights	TP	24	▼	-17.2%	-5	
	Initial Foster Care	IF	21	▼	-30.0%	-9	
	Paternity	PT	20	▲	+5.3%	+1	
	Motion - Protective Order	MP	11	▲	+10.0%	+1	
	Truancy	TR	9	▲	+12.5%	+1	
	Non-Family Abuse Protective Order	AP	7	▼	-12.5%	-1	
	Temporary Detention Order	TD	6	▼	-25.0%	-2	
	Voluntary Continuing Services and Support Agreem	VA	5	▼	-16.7%	-1	
	Emergency Custody Order	EC	3	▲	+50.0%	+1	
	Other	OT	3	▼	-50.0%	-3	
	Relief of Custody	CR	3	▼	-50.0%	-3	
	Entrustment	ET	1	▼	-80.0%	-4	
	Child In Need of Services	CS	0	▼	-100.0%	-1	
	Qualified Residential Treatment	QR	0	▼	-100.0%	-6	
	Show Cause	SC	0	▼	-100.0%	-2	
		Total		1,196	▲	3.7%	+43
		GRAND TOTAL		2,296	▲	0.7%	+16

Dispositions by Major Case Category**

Category	Summary	Change	% Change	Absolute Change
Adult Criminal	654	▲	+7.6%	+46
Child Dependency	208	▼	-5.5%	-12
Child in Need of Services/Supervision	9	▼		0
Custody and Visitation	679	▲	+6.1%	+39

* Compared to same time period as previous year
 9/12/2024 1:13:09PM

** Case Type Categories are defined in the 2017 Virginia Judicial Workload Assessment
 Source: SCV-SQL-Information

Delinquency	73	▼	-2.7%	-2
Juvenile Miscellaneous	57	▲	+46.2%	+18
Other	325	▲	-13.1%	-49
Protective Orders	115	▼	-16.7%	-23
Support	130	▲	+6.6%	+8
Traffic	46	▼	-16.4%	-9
GRAND TOTAL	2,296	▲	0.7%	+16

2024 Overall GRAND TOTAL		Distribution of Caseload		Change*		Percentage (%) of Caseload		
1,184	-63 -5.1%	Adult	526 44%	-14.9% ▼	-92	Adult	2023 49.6%	2024 44.4%
2024		Juvenile	658 56%	4.6% ▲	+29	Juvenile	50.4%	55.6%
2023		GRAND TOTAL	1,184 100%	-5.1% ▼	-63	GRAND TOTAL	100%	100%

Dispositions by Division & Code

Division	Case Type Description	Code	Summary	Change	% Change	Absolute Change	
Adult	Show Cause	SC	144	▲	+33.3%	+36	
	Other	OT	141	▼	-10.8%	-17	
	Misdemeanor	CM	73	▼	-35.4%	-40	
	Civil Support	VS	59	▼	-4.8%	-3	
	Capias	CA	56	▲	+14.3%	+7	
	Family Abuse - Protective Order	FP	22	▼	-51.1%	-23	
	Felony	CF	21	▼	-65.0%	-39	
	Remand Support	RS	4	▼	-33.3%	-2	
	Motion - Protective Order	MP	3	▼	-25.0%	-1	
	Restricted License for Non-Support	SL	2	↔		-	
	Non-Family Abuse Protective Order	AP	1	▼	-80.0%	-4	
	Bond Forfeiture	BF	0	▼	-100.0%	-4	
	Violation of Protective Order	PV	0	▼	-100.0%	-2	
	Total		526	▼	-14.9%	-92	
Juvenile	Custody Visitation	CV	338	▼	-2.3%	-8	
	Terminate Parental Rights	TP	49	▲	+308.3%	+37	
	Permanency Planning	PH	47	▼	-21.7%	-13	
	Child at Risk	RI	38	▲	+375.0%	+30	
	Truancy	TR	27	▲	+3.8%	+1	
	Foster Care Review	FC	26	▼	-42.2%	-19	
	Abuse and Neglect	AN	23	▼	-11.5%	-3	
	Initial Foster Care	IF	20	▼	-20.0%	-5	
	Motion - Protective Order	MP	18	▲	+260.0%	+13	
	Traffic	T	16	▼	-11.1%	-2	
	Misdemeanor	DM	12	▼	-7.7%	-1	
	Entrustment	ET	10	▲	-	+10	
	Voluntary Continuing Services and Support Agree	VA	5	▲	-	+5	
	Non-Family Abuse Protective Order	AP	4	▼	-33.3%	-2	
	Paternity	PT	4	▲	+100.0%	+2	
	Child In Need of Services	CS	3	▼	-40.0%	-2	
	Relief of Custody	CR	3	▲	+50.0%	+1	
	Remand Custody	RC	3	▼	-57.1%	-4	
	Remand Visitation	RV	3	▼	-66.7%	-6	
	Status	ST	3	▼	-70.0%	-7	
	Emancipation	EP	2	▲	-	+2	
	Felony	DF	2	▼	-33.3%	-1	
	Capias	CA	1	▲	-	+1	
	Civil Violation	CI	1	▲	-	+1	
	Family Abuse - Protective Order	FP	0	▼	-100.0%	-1	
		Total		658	▲	4.6%	+29
		GRAND TOTAL		1,184	▼	-5.1%	-63

Dispositions by Major Case Category**

Category	Summary	Change	% Change	Absolute Change
Adult Criminal	255	▼	-16.4%	-50
Child Dependency	221	▲	+24.2%	+43
Child in Need of Services/Supervision	30	▼	-3.2%	-1
Custody and Visitation	342	▲	-1.7%	-6
Delinquency	15	▲	-6.3%	-1

* Compared to same time period as previous year
 9/12/2024 1:13:09PM

** Case Type Categories are defined in the 2017 Virginia Judicial Workload Assessment
 Source: SCV-SQL-Information

CPSS - JCMS CASELOAD STATISTICS OF THE JUVENILE & DOMESTIC RELATIONS DISTRICT COURTS
 January 2024 thru August 2024 Dispositions (Compared to January 2023 thru August 2023)

Buchanan

District: 29 FIPS: 027

Juvenile Miscellaneous	5	▲	-50.0%	-5
New to Workload Study	1	▲	-	+1
Other	151	▼	-16.1%	-29
Protective Orders	48	▼	-27.3%	-18
Support	100	▲	+5.3%	+5
Traffic	16	▼	-11.1%	-2
GRAND TOTAL	1,184	▼	-5.1%	-63

2024 Overall GRAND TOTAL		Distribution of Caseload		Change*		Percentage (%) of Caseload		
669	-127 -16.0%	Adult	295 44%	-9.2% ▼	-30	Adult	2023 40.8%	2024 44.1%
2024		Juvenile	374 56%	-20.6% ▼	-97	Juvenile	59.2%	55.9%
2023		GRAND TOTAL	669 100%	-16.0% ▼	-127	GRAND TOTAL	100%	100%

Dispositions by Division & Code

Division	Case Type Description	Code	Summary	Change	% Change	Absolute Change	
Adult	Other	OT	63	▼	+10.5%	+6	
	Civil Support	VS	61	▼	-23.8%	-19	
	Misdemeanor	CM	56	▼	-8.2%	-5	
	Show Cause	SC	46	▲	-4.2%	-2	
	Family Abuse - Protective Order	FP	30	▼	-18.9%	-7	
	Capias	CA	25	▲	+47.1%	+8	
	Felony	CF	8	▼	-60.0%	-12	
	Motion - Protective Order	MP	3	▲	+50.0%	+1	
	Non-Family Abuse Protective Order	AP	2	▲	+100.0%	+1	
	Remand Support	RS	1	▼	-50.0%	-1	
	Total		295	▼	-9.2%	-30	
Juvenile	Custody Visitation	CV	277	▼	-12.6%	-40	
	Misdemeanor	DM	24	▼	-17.2%	-5	
	Permanency Planning	PH	13	▼	-55.2%	-16	
	Truancy	TR	8	▲	+14.3%	+1	
	Entrustment	ET	7	↔		-	
	Initial Foster Care	IF	6	▼	-25.0%	-2	
	Paternity	PT	6	▲	+200.0%	+4	
	Felony	DF	4	▼	-77.8%	-14	
	Status	ST	4	▼	-20.0%	-1	
	Terminate Parental Rights	TP	4	↔		-	
	Traffic	T	4	▼	-73.3%	-11	
	Child In Need of Services	CS	3	▼	-57.1%	-4	
	Foster Care Review	FC	3	▼	-57.1%	-4	
	Abuse and Neglect	AN	2	▼	-66.7%	-4	
	Child at Risk	RI	2	▲	-	+2	
	Voluntary Continuing Services and Support Agreem	VA	2	▲	-	+2	
	Civil Violation	CI	1	▲	-	+1	
	Motion - Protective Order	MP	1	↔		-	
	Other	OT	1	▲		-	
	Relief of Custody	CR	1	↔		-	
	Show Cause	SC	1	▲		-	
	Emergency Custody Order	EC	0	▼	-100.0%	-2	
	Mental Commitment	MC	0	▼	-100.0%	-1	
	Qualified Residential Treatment	QR	0	▼	-100.0%	-1	
	Remand Custody	RC	0	▼	-100.0%	-1	
	Temporary Detention Order	TD	0	▼	-100.0%	-1	
		Total		374	▼	-20.6%	-97
	GRAND TOTAL			669	▼	-16.0%	-127

Dispositions by Major Case Category**

Category	Summary	Change	% Change	Absolute Change
Adult Criminal	104	▼	-19.4%	-25
Child Dependency	40	▲	-36.5%	-23
Child in Need of Services/Supervision	11	▼	-26.7%	-4
Custody and Visitation	283	▲	-11.3%	-36
Delinquency	29	▲	-38.3%	-18
Juvenile Miscellaneous	4	▼	-33.3%	-2

* Compared to same time period as previous year
 9/12/2024 1:13:09PM

** Case Type Categories are defined in the 2017 Virginia Judicial Workload Assessment
 Source: SCV-SQL-Information

CPSS - JCMS CASELOAD STATISTICS OF THE JUVENILE & DOMESTIC RELATIONS DISTRICT COURTS
 January 2024 thru August 2024 Dispositions (Compared to January 2023 thru August 2023)

New to Workload Study	1	▲	-	+1
Other	65	▲	+1.6%	+1
Protective Orders	36	▲	-12.2%	-5
Support	92	▲	-5.2%	-5
Traffic	4	▼	-73.3%	-11
GRAND TOTAL	669	▼	-16.0%	-127

2024 Overall GRAND TOTAL		Distribution of Caseload			Change*		Percentage (%) of Caseload		
1,565	-97 -5.8%	Adult	865	55%	-15.3% ▼	-156	Adult	61.4%	55.3%
2024		Juvenile	700	45%	9.2% ▲	+59	Juvenile	38.6%	44.7%
2023		GRAND TOTAL	1,565	100%	-5.8% ▼	-97	GRAND TOTAL	100%	100%

Dispositions by Division & Code

Division	Case Type Description	Code	Summary	Change	% Change	Absolute Change	
Adult	Show Cause	SC	267	▼	-36.3%	-152	
	Other	OT	163	▲	+6.5%	+10	
	Misdemeanor	CM	146	▼	-15.6%	-27	
	Civil Support	VS	90	▼	-7.2%	-7	
	Capias	CA	63	▲	+26.0%	+13	
	Family Abuse - Protective Order	FP	47	▼	-17.5%	-10	
	Felony	CF	39	▲	+8.3%	+3	
	Remand Support	RS	18	▲	+80.0%	+8	
	Motion - Protective Order	MP	13	▲	+30.0%	+3	
	Bond Forfeiture	BF	9	▼	-10.0%	-1	
	Violation of Protective Order	PV	6	▲	+50.0%	+2	
	Non-Family Abuse Protective Order	AP	4	▲	+100.0%	+2	
		Total		865	▼	-15.3%	-156
Juvenile	Custody Visitation	CV	299	▼	-19.6%	-73	
	Permanency Planning	PH	50	▼	-16.7%	-10	
	Misdemeanor	DM	47	▲	+123.8%	+26	
	Foster Care Review	FC	39	▲	+50.0%	+13	
	Terminate Parental Rights	TP	32	▲	+433.3%	+26	
	Entrustment	ET	30	▲	+200.0%	+20	
	Abuse and Neglect	AN	24	↔		-	
	Remand Custody	RC	23	▲	+130.0%	+13	
	Remand Visitation	RV	23	▲	+130.0%	+13	
	Traffic	T	23	▲	+53.3%	+8	
	Initial Foster Care	IF	21	▲	+40.0%	+6	
	Truancy	TR	21	▲	+320.0%	+16	
	Motion - Protective Order	MP	16	▲	+6.7%	+1	
	Felony	DF	13	▲	+44.4%	+4	
	Relief of Custody	CR	6	▲	+500.0%	+5	
	Paternity	PT	5	▼	-28.6%	-2	
	Show Cause	SC	5	▲	+150.0%	+3	
	Capias	CA	4	▲	+100.0%	+2	
	Temporary Detention Order	TD	4	▲	+100.0%	+2	
	Other	OT	3	▲	+50.0%	+1	
	Status	ST	3	▼	-75.0%	-9	
	Child In Need of Services	CS	2	▼	-33.3%	-1	
	Civil Violation	CI	2	↔		-	
	Emergency Custody Order	EC	2	↔		-	
	Voluntary Continuing Services and Support Agreem	VA	2	▼	-50.0%	-2	
	Mental Commitment	MC	1	▲	-	+1	
	Non-Family Abuse Protective Order	AP	0	▼	-100.0%	-3	
	Qualified Residential Treatment	QR	0	▼	-100.0%	-1	
		Total		700	▲	9.2%	+59
	GRAND TOTAL			1,565	▼	-5.8%	-97

Dispositions by Major Case Category**

Category	Summary	Change	% Change	Absolute Change
Adult Criminal	464	▲	-27.5%	-176
Child Dependency	204	▲	+38.8%	+57
Child in Need of Services/Supervision	26	▲	+160.0%	+16

* Compared to same time period as previous year
 9/12/2024 1:13:09PM

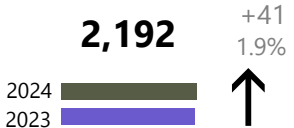
** Case Type Categories are defined in the 2017 Virginia Judicial Workload Assessment
 Source: SCV-SQL-Information

CPSS - JCMS CASELOAD STATISTICS OF THE JUVENILE & DOMESTIC RELATIONS DISTRICT COURTS
 January 2024 thru August 2024 Dispositions (Compared to January 2023 thru August 2023)

Custody and Visitation	304	▼	-19.8%	-75
Delinquency	66	▲	+106.3%	+34
Juvenile Miscellaneous	3	▼	-75.0%	-9
New to Workload Study	2	↔		0
Other	237	▲	+25.4%	+48
Protective Orders	80	▲	-8.0%	-7
Support	156	▲	+4.7%	+7
Traffic	23	▲	+53.3%	+8
GRAND TOTAL	1,565	▼	-5.8%	-97

* Compared to same time period as previous year
 9/12/2024 1:13:09PM

** Case Type Categories are defined in the 2017 Virginia Judicial Workload Assessment
 Source: SCV-SQL-Information

2024 Overall GRAND TOTAL		Distribution of Caseload		Change*		Percentage (%) of Caseload			
2,192 	+41	Adult	1,219	56%	23.6% ▲	+233	Adult	45.8%	55.6%
	1.9%	Juvenile	973	44%	-16.5% ▼	-192	Juvenile	54.2%	44.4%
		GRAND TOTAL	2,192	100%	1.9% ▲	+41	GRAND TOTAL	100%	100%

Dispositions by Division & Code

Division	Case Type Description	Code	Summary	Change	% Change	Absolute Change
Adult	Misdemeanor	CM	367	▲	+80.8%	+164
	Other	OT	236	▲	-1.7%	-4
	Show Cause	SC	167	▲	+7.1%	+11
	Civil Support	VS	143	▲	+26.5%	+30
	Felony	CF	140	▲	+38.6%	+39
	Family Abuse - Protective Order	FP	70	▼	-9.1%	-7
	Capias	CA	69	▼	-12.7%	-10
	Motion - Protective Order	MP	15	▲	+66.7%	+6
	Remand Support	RS	6	↔		-
	Non-Family Abuse Protective Order	AP	5	▲	+150.0%	+3
	Restricted License for Non-Support	SL	1	▲	-	+1
Total			1,219	▲	23.6%	+233
Juvenile	Custody Visitation	CV	589	▼	-14.4%	-99
	Motion - Protective Order	MP	61	▼	-23.8%	-19
	Misdemeanor	DM	46	▼	-9.8%	-5
	Traffic	T	40	▲	+21.2%	+7
	Abuse and Neglect	AN	34	▼	-57.0%	-45
	Foster Care Review	FC	31	▲	+93.8%	+15
	Remand Custody	RC	29	▲	+16.0%	+4
	Status	ST	26	▲	+160.0%	+16
	Permanency Planning	PH	23	▼	-54.0%	-27
	Felony	DF	17	▲	+183.3%	+11
	Initial Foster Care	IF	16	▼	-5.9%	-1
	Truancy	TR	11	▼	-21.4%	-3
	Paternity	PT	9	▼	-18.2%	-2
	Show Cause	SC	9	▲	+350.0%	+7
	Child In Need of Services	CS	6	▲	-	+6
	Other	OT	5	▼	-16.7%	-1
	Voluntary Continuing Services and Support Agreem	VA	4	▼	-20.0%	-1
	Non-Family Abuse Protective Order	AP	3	▼	-70.0%	-7
	Relief of Custody	CR	3	▲	+50.0%	+1
	Temporary Detention Order	TD	3	▼	-66.7%	-6
	Terminate Parental Rights	TP	3	▼	-85.0%	-17
	Child at Risk	RI	2	▲	-	+2
	Civil Violation	CI	1	↔		-
	Emergency Custody Order	EC	1	▼	-80.0%	-4
	Entrustment	ET	1	▼	-95.0%	-19
	Juvenile Support	JS	0	▼	-100.0%	-1
	Mental Commitment	MC	0	▼	-100.0%	-2
	Protective Order	PC	0	▼	-100.0%	-1
	Qualified Residential Treatment	QR	0	▼	-100.0%	-1
	Total			973	▼	-16.5%
GRAND TOTAL			2,192	▲	1.9%	+41

Dispositions by Major Case Category**

Category	Summary	Change	% Change	Absolute Change
Adult Criminal	691	▲	+38.2%	+191
Child Dependency	117	▲	-44.3%	-93
Child in Need of Services/Supervision	18	▲	+28.6%	+4

* Compared to same time period as previous year
 9/12/2024 1:13:09PM

** Case Type Categories are defined in the 2017 Virginia Judicial Workload Assessment
 Source: SCV-SQL-Information

CPSS - JCMS CASELOAD STATISTICS OF THE JUVENILE & DOMESTIC RELATIONS DISTRICT COURTS
 January 2024 thru August 2024 Dispositions (Compared to January 2023 thru August 2023)

Custody and Visitation	598	▼	-14.4%	-101
Delinquency	71	▲	+18.3%	+11
Juvenile Miscellaneous	26	▲	+160.0%	+16
New to Workload Study	1	↔		0
Other	280	▼	-4.4%	-13
Protective Orders	154	▲	-13.5%	-24
Support	196	▲	+28.1%	+43
Traffic	40	▲	+21.2%	+7
GRAND TOTAL	2,192	▲	1.9%	+41

2024 Overall GRAND TOTAL		Distribution of Caseload		Change*		Percentage (%) of Caseload		
1,209	-5 -0.4%	Adult	528 44%	-13.0% ▼	-79	Adult	2023 50.0%	2024 43.7%
2024		Juvenile	681 56%	12.2% ▲	+74	Juvenile	50.0%	56.3%
2023		GRAND TOTAL	1,209 100%	-0.4% ▼	-5	GRAND TOTAL	100%	100%

Dispositions by Division & Code

Division	Case Type Description	Code	Summary	Change	% Change	Absolute Change	
Adult	Other	OT	117	▼	-12.0%	-16	
	Misdemeanor	CM	111	▼	-10.5%	-13	
	Show Cause	SC	99	▼	-12.4%	-14	
	Family Abuse - Protective Order	FP	52	▼	-8.8%	-5	
	Civil Support	VS	51	▼	-38.6%	-32	
	Capias	CA	39	▲	-9.3%	-4	
	Felony	CF	26	▲	+62.5%	+10	
	Remand Support	RS	17	↔		-	
	Non-Family Abuse Protective Order	AP	8	▼	-11.1%	-1	
	Motion - Protective Order	MP	7	↔		-	
	Restricted License for Non-Support	SL	1	▼	-50.0%	-1	
	Bond Forfeiture	BF	0	▼	-100.0%	-2	
	Protective Order	PC	0	▼	-100.0%	-1	
		Total		528	▼	-13.0%	-79
Juvenile	Custody Visitation	CV	314	▲	+8.3%	+24	
	Misdemeanor	DM	56	▲	+194.7%	+37	
	Traffic	T	51	▲	+34.2%	+13	
	Abuse and Neglect	AN	46	▲	+2.2%	+1	
	Permanency Planning	PH	45	▼	-6.3%	-3	
	Foster Care Review	FC	41	▲	+70.8%	+17	
	Initial Foster Care	IF	27	▲	+35.0%	+7	
	Remand Custody	RC	24	▼	-14.3%	-4	
	Truancy	TR	20	▲	+81.8%	+9	
	Terminate Parental Rights	TP	16	▼	-52.9%	-18	
	Non-Family Abuse Protective Order	AP	6	▲	+100.0%	+3	
	Paternity	PT	5	▲	+66.7%	+2	
	Show Cause	SC	5	▲	+25.0%	+1	
	Entrustment	ET	4	▲	-	+4	
	Other	OT	4	▲	+100.0%	+2	
	Remand Visitation	RV	4	▼	-50.0%	-4	
	Felony	DF	3	▼	-25.0%	-1	
	Relief of Custody	CR	3	▼	-25.0%	-1	
	Voluntary Continuing Services and Support Agreem	VA	3	▲	-	+3	
	Status	ST	2	▼	-77.8%	-7	
	Child In Need of Services	CS	1	▼	-80.0%	-4	
	Emancipation	EP	1	▲	-	+1	
	Capias	CA	0	▼	-100.0%	-1	
	Civil Violation	CI	0	▼	-100.0%	-2	
	Emergency Custody Order	EC	0	▼	-100.0%	-1	
	Qualified Residential Treatment	QR	0	▼	-100.0%	-2	
	Temporary Detention Order	TD	0	▼	-100.0%	-2	
		Total		681	▲	12.2%	+74
		GRAND TOTAL		1,209	▼	-0.4%	-5

Dispositions by Major Case Category**

Category	Summary	Change	% Change	Absolute Change
Adult Criminal	220	▼	-12.0%	-30
Child Dependency	185	▲	+4.5%	+8
Child in Need of Services/Supervision	24	▲	+50.0%	+8

* Compared to same time period as previous year
 9/12/2024 1:13:09PM

** Case Type Categories are defined in the 2017 Virginia Judicial Workload Assessment
 Source: SCV-SQL-Information

CPSS - JCMS CASELOAD STATISTICS OF THE JUVENILE & DOMESTIC RELATIONS DISTRICT COURTS
 January 2024 thru August 2024 Dispositions (Compared to January 2023 thru August 2023)

Custody and Visitation	319	▲	+8.9%	+26
Delinquency	61	▲	+117.9%	+33
Juvenile Miscellaneous	3	▲	-66.7%	-6
New to Workload Study	0	▼	-100.0%	-2
Other	166	▼	-13.1%	-25
Protective Orders	73	▲	-3.9%	-3
Support	107	▲	-20.1%	-27
Traffic	51	▲	+34.2%	+13
GRAND TOTAL	1,209	▼	-0.4%	-5

2024 Overall GRAND TOTAL		Distribution of Caseload		Change*		Percentage (%) of Caseload		
916	-123 -11.8%	Adult	360 39%	-19.5% ▼	-87	Adult	43.0%	39.3%
2024		Juvenile	556 61%	-6.1% ▼	-36	Juvenile	57.0%	60.7%
2023		GRAND TOTAL	916 100%	-11.8% ▼	-123	GRAND TOTAL	100%	100%

Dispositions by Division & Code

Division	Case Type Description	Code	Summary	Change	% Change	Absolute Change	
Adult	Misdemeanor	CM	89	▼	-35.0%	-48	
	Other	OT	71	▲	+20.3%	+12	
	Civil Support	VS	55	▲	+52.8%	+19	
	Show Cause	SC	52	▼	-18.8%	-12	
	Felony	CF	35	▼	-27.1%	-13	
	Capias	CA	25	▼	-40.5%	-17	
	Family Abuse - Protective Order	FP	19	▼	-48.6%	-18	
	Remand Support	RS	6	▼	-57.1%	-8	
	Motion - Protective Order	MP	4	▼	-42.9%	-3	
	Non-Family Abuse Protective Order	AP	4	▲	+100.0%	+2	
	Restricted License for Non-Support	SL	0	▼	-100.0%	-1	
		Total		360	▼	-19.5%	-87
Juvenile	Custody Visitation	CV	229	▼	-13.6%	-36	
	Misdemeanor	DM	85	▲	+41.7%	+25	
	Traffic	T	63	▼	-1.6%	-1	
	Felony	DF	34	▲	+325.0%	+26	
	Permanency Planning	PH	25	▼	-7.4%	-2	
	Foster Care Review	FC	21	▲	+5.0%	+1	
	Remand Custody	RC	15	▼	-31.8%	-7	
	Remand Visitation	RV	15	▼	-31.8%	-7	
	Truancy	TR	13	▼	-45.8%	-11	
	Abuse and Neglect	AN	12	▼	-25.0%	-4	
	Initial Foster Care	IF	12	▼	-29.4%	-5	
	Terminate Parental Rights	TP	10	▼	-9.1%	-1	
	Child In Need of Services	CS	7	▼	-30.0%	-3	
	Paternity	PT	5	▲	+66.7%	+2	
	Capias	CA	3	▲	+200.0%	+2	
	Non-Family Abuse Protective Order	AP	2	↔		-	
	Status	ST	2	▼	-66.7%	-4	
	Voluntary Continuing Services and Support Agree	VA	2	▼	-33.3%	-1	
	Show Cause	SC	1	▼	-66.7%	-2	
	Civil Violation	CI	0	▼	-100.0%	-1	
	Emergency Custody Order	EC	0	▼	-100.0%	-1	
	Other	OT	0	▼	-100.0%	-1	
	Relief of Custody	CR	0	▼	-100.0%	-4	
	Temporary Detention Order	TD	0	▼	-100.0%	-1	
		Total		556	▼	-6.1%	-36
		GRAND TOTAL		916	▼	-11.8%	-123

Dispositions by Major Case Category**

Category	Summary	Change	% Change	Absolute Change
Adult Criminal	177	▼	-33.0%	-87
Child Dependency	82	▼	-16.3%	-16
Child in Need of Services/Supervision	20	▼	-41.2%	-14
Custody and Visitation	235	▲	-12.3%	-33
Delinquency	122	▲	+69.4%	+50
Juvenile Miscellaneous	2	▼	-66.7%	-4
New to Workload Study	0	▼	-100.0%	-1

* Compared to same time period as previous year
 9/12/2024 1:13:09PM

** Case Type Categories are defined in the 2017 Virginia Judicial Workload Assessment
 Source: SCV-SQL-Information

CPSS - JCMS CASELOAD STATISTICS OF THE JUVENILE & DOMESTIC RELATIONS DISTRICT COURTS
 January 2024 thru August 2024 Dispositions (Compared to January 2023 thru August 2023)

Scott

District: 30 FIPS: 169

Other	107	▼	-10.8%	-13
Protective Orders	29	▲	-39.6%	-19
Support	79	▼	+23.4%	+15
Traffic	63	▼	-1.6%	-1
GRAND TOTAL	916	▼	-11.8%	-123

2024 Overall GRAND TOTAL		Distribution of Caseload		Change*		Percentage (%) of Caseload		
2,508	-125 -4.7%	Adult	1,204 48%	-4.1% ▼	-52	Adult	47.7%	48.0%
2024		Juvenile	1,304 52%	-5.3% ▼	-73	Juvenile	52.3%	52.0%
2023		GRAND TOTAL	2,508 100%	-4.7% ▼	-125	GRAND TOTAL	100%	100%

Dispositions by Division & Code

Division	Case Type Description	Code	Summary	Change	% Change	Absolute Change
Adult	Misdemeanor	CM	317	▼	-19.3%	-76
	Other	OT	288	▲		-
	Show Cause	SC	154	▼	-16.3%	-30
	Civil Support	VS	152	▲	+3.4%	+5
	Family Abuse - Protective Order	FP	129	▲	+95.5%	+63
	Capias	CA	67	▲	-2.9%	-2
	Felony	CF	59	▼	-19.2%	-14
	Non-Family Abuse Protective Order	AP	18	▲	+5.9%	+1
	Motion - Protective Order	MP	16	↔		-
	Remand Support	RS	3	↔		-
	Restricted License for Non-Support	SL	1	▲		+1
	Total			1,204	▼	-4.1%
Juvenile	Custody Visitation	CV	862	▲	+1.1%	+9
	Misdemeanor	DM	85	▼	-33.6%	-43
	Permanency Planning	PH	48	▲	+23.1%	+9
	Abuse and Neglect	AN	43	▼	-15.7%	-8
	Foster Care Review	FC	33	▼	-15.4%	-6
	Terminate Parental Rights	TP	33	▲	+50.0%	+11
	Initial Foster Care	IF	30	▼	-25.0%	-10
	Truancy	TR	30	▼	-14.3%	-5
	Child at Risk	RI	23	▼	-17.9%	-5
	Traffic	T	21	▼	-43.2%	-16
	Non-Family Abuse Protective Order	AP	19	▲	+137.5%	+11
	Entrustment	ET	17	▲	+70.0%	+7
	Felony	DF	12	▼	-40.0%	-8
	Relief of Custody	CR	11	▲	+175.0%	+7
	Status	ST	10	▼	-78.7%	-37
	Other	OT	8	▲		+8
	Voluntary Continuing Services and Support Agreem	VA	5	▼	-16.7%	-1
	Show Cause	SC	4	▼	-42.9%	-3
	Capias	CA	3	▲	+200.0%	+2
	Child In Need of Services	CS	3	▲		+3
	Family Abuse - Protective Order	FP	1	▲		+1
	Motion - Protective Order	MP	1	▲		+1
	Paternity	PT	1	▲		+1
	Remand Visitation	RV	1	▲		+1
	Civil Violation	CI	0	▼	-100.0%	-1
	Emancipation	EP	0	▼	-100.0%	-1
Total			1,304	▼	-5.3%	-73
GRAND TOTAL			2,508	▼	-4.7%	-125

Dispositions by Major Case Category**

Category	Summary	Change	% Change	Absolute Change
Adult Criminal	529	▼	-20.5%	-136
Child Dependency	243	▲	+1.7%	+4
Child in Need of Services/Supervision	33	▲	-5.7%	-2
Custody and Visitation	863	▲	+1.2%	+10
Delinquency	104	▲	-33.3%	-52

* Compared to same time period as previous year
 9/12/2024 1:13:09PM

** Case Type Categories are defined in the 2017 Virginia Judicial Workload Assessment
 Source: SCV-SQL-Information

CPSS - JCMS CASELOAD STATISTICS OF THE JUVENILE & DOMESTIC RELATIONS DISTRICT COURTS
 January 2024 thru August 2024 Dispositions (Compared to January 2023 thru August 2023)

Juvenile Miscellaneous	10	▼	-79.2%	-38
New to Workload Study	0	▼	-100.0%	-1
Other	300	▲	+3.1%	+9
Protective Orders	184	▲	+72.0%	+77
Support	221	▲	+10.0%	+20
Traffic	21	▼	-43.2%	-16
GRAND TOTAL	2,508	▼	-4.7%	-125

2024 Overall GRAND TOTAL		Distribution of Caseload			Change*		Percentage (%) of Caseload		
13,292 +1,286 10.7% 	Adult	6,996	53%	9.6% ▲	+613	Adult	2023: 53.2%	2024: 52.6%	
	Juvenile	6,296	47%	12.0% ▲	+673	Juvenile	46.8%	47.4%	
GRAND TOTAL		13,292	100%	10.7% ▲	+1,286	GRAND TOTAL	100%	100%	

Dispositions by Division & Code

Division	Case Type Description	Code	Summary	Change	% Change	Absolute Change	
Adult	Misdemeanor	CM	1,892	▲	+16.1%	+263	
	Other	OT	1,229	▼	-6.0%	-78	
	Civil Support	VS	1,090	▲	+14.6%	+139	
	Show Cause	SC	877	▲	+0.9%	+8	
	Felony	CF	670	▲	+30.4%	+156	
	Capias	CA	601	▲	+17.4%	+89	
	Family Abuse - Protective Order	FP	478	▲	+5.8%	+26	
	Remand Support	RS	46	↔		-	
	Non-Family Abuse Protective Order	AP	38	▲	+90.0%	+18	
	Motion - Protective Order	MP	32	▼	-25.6%	-11	
	Violation of Protective Order	PV	20	▼	-25.9%	-7	
	Protective Order	PC	16	▲	+166.7%	+10	
	Restricted License for Non-Support	SL	5	▲	+66.7%	+2	
	Bond Forfeiture	BF	1	▼	-50.0%	-1	
	Criminal Support	CS	1	↔		-	
Violation Family Abuse Protective Order	PS	0	▼	-100.0%	-1		
Total			6,996	▲	9.6%	+613	
Juvenile	Custody Visitation	CV	3,218	▲	+1.8%	+58	
	Misdemeanor	DM	1,121	▲	+40.7%	+324	
	Traffic	T	685	▲	+23.0%	+128	
	Felony	DF	400	▲	+30.7%	+94	
	Motion - Protective Order	MP	98	▼	-16.2%	-19	
	Truancy	TR	98	▲	+69.0%	+40	
	Abuse and Neglect	AN	97	▲	+22.8%	+18	
	Status	ST	89	▲	+58.9%	+33	
	Remand Custody	RC	77	↔		-	
	Remand Visitation	RV	72	▼	-6.5%	-5	
	Non-Family Abuse Protective Order	AP	64	▲	+204.8%	+43	
	Permanency Planning	PH	60	▲	+11.1%	+6	
	Paternity	PT	52	▼	-28.8%	-21	
	Child In Need of Services	CS	40	▲	+21.2%	+7	
	Foster Care Review	FC	40	▼	-4.8%	-2	
	Terminate Parental Rights	TP	25	▼	-43.2%	-19	
	Initial Foster Care	IF	22	▼	-29.0%	-9	
	Voluntary Continuing Services and Support Agreem	VA	8	▼	-11.1%	-1	
	Other	OT	6	▲	+20.0%	+1	
	Family Abuse - Protective Order	FP	4	▲	+100.0%	+2	
	Show Cause	SC	4	▲	-	+4	
	Mental Commitment	MC	3	▼	-57.1%	-4	
	Temporary Detention Order	TD	3	▼	-57.1%	-4	
	Emancipation	EP	2	▲	+100.0%	+1	
	Relief of Custody	CR	2	▲	+100.0%	+1	
	Violation Family Abuse Protective Order	PS	2	▲	-	+2	
	Capias	CA	1	↔		-	
	Child at Risk	RI	1	▼	-80.0%	-4	
	Civil Violation	CI	1	↔		-	
	Juvenile Support	JS	1	▲	-	+1	
	Qualified Residential Treatment	QR	0	▼	-100.0%	-2	
	Total			6,296	▲	12.0%	+673
	GRAND TOTAL			13,292	▲	10.7%	+1,286

* Compared to same time period as previous year
 9/12/2024 1:13:09PM

** Case Type Categories are defined in the 2017 Virginia Judicial Workload Assessment
 Source: SCV-SQL-Information

Dispositions by Major Case Category**

Category	Summary	Change	% Change	Absolute Change
Adult Criminal	3,770	▲	+14.5%	+477
Child Dependency	255	▼	-4.5%	-12
Child in Need of Services/Supervision	142	▲	+56.0%	+51
Custody and Visitation	3,270	▼	+1.1%	+37
Delinquency	1,524	▲	+38.0%	+420
Juvenile Miscellaneous	92	▲	+61.4%	+35
New to Workload Study	1	↔		0
Other	1,435	▼	-6.0%	-91
Protective Orders	714	▲	+9.0%	+59
Support	1,404	▲	+14.9%	+182
Traffic	685	▲	+23.0%	+128
GRAND TOTAL	13,292	▲	10.7%	+1,286

* Compared to same time period as previous year
 9/12/2024 1:13:09PM

** Case Type Categories are defined in the 2017 Virginia Judicial Workload Assessment
 Source: SCV-SQL-Information

2024 Overall GRAND TOTAL		Distribution of Caseload		Change*		Percentage (%) of Caseload		
978	-54 -5.2%	Adult	454 46%	-16.8% ▼	-92	Adult	52.9%	46.4%
2024		Juvenile	524 54%	7.8% ▲	+38	Juvenile	47.1%	53.6%
2023		GRAND TOTAL	978 100%	-5.2% ▼	-54	GRAND TOTAL	100%	100%

Dispositions by Division & Code

Division	Case Type Description	Code	Summary	Change	% Change	Absolute Change
Adult	Misdemeanor	CM	123	▼	-12.8%	-18
	Other	OT	92	▼	-10.7%	-11
	Show Cause	SC	79	▼	-21.8%	-22
	Civil Support	VS	69	▼	-22.5%	-20
	Family Abuse - Protective Order	FP	33	▼	-10.8%	-4
	Capias	CA	27	▼	-28.9%	-11
	Felony	CF	25	▲	+4.2%	+1
	Non-Family Abuse Protective Order	AP	3	▼	-72.7%	-8
	Remand Support	RS	3	▲	-	+3
	Motion - Protective Order	MP	0	▼	-100.0%	-2
		Total		454	▼	-16.8%
Juvenile	Custody Visitation	CV	314	▲	+7.9%	+23
	Misdemeanor	DM	47	▲	+4.4%	+2
	Traffic	T	47	▲	+104.3%	+24
	Abuse and Neglect	AN	11	▼	-26.7%	-4
	Felony	DF	11	▲	+10.0%	+1
	Other	OT	11	▲	+450.0%	+9
	Permanency Planning	PH	10	▲	+400.0%	+8
	Terminate Parental Rights	TP	10	▲	+233.3%	+7
	Foster Care Review	FC	9	▲	+125.0%	+5
	Remand Visitation	RV	8	▲	+100.0%	+4
	Truancy	TR	8	▲	+300.0%	+6
	Remand Custody	RC	7	▲	+75.0%	+3
	Status	ST	7	▼	-83.3%	-35
	Paternity	PT	6	▲	+50.0%	+2
	Initial Foster Care	IF	4	▼	-20.0%	-1
	Temporary Detention Order	TD	4	▼	-33.3%	-2
	Emergency Custody Order	EC	2	▲	-	+2
	Family Abuse - Protective Order	FP	2	▲	-	+2
	Non-Family Abuse Protective Order	AP	2	▼	-60.0%	-3
	Relief of Custody	CR	2	▼	-33.3%	-1
	Show Cause	SC	1	▲	-75.0%	-3
	Voluntary Continuing Services and Support Agreem	VA	1	↔	-	-
	Child In Need of Services	CS	0	▼	-100.0%	-1
	Emancipation	EP	0	▼	-100.0%	-1
	Special Immigrant Juvenile Status	SI	0	▼	-100.0%	-9
		Total		524	▲	7.8%
GRAND TOTAL			978	▼	-5.2%	-54

Dispositions by Major Case Category**

Category	Summary	Change	% Change	Absolute Change
Adult Criminal	225	▼	-16.4%	-44
Child Dependency	47	▲	+42.4%	+14
Child in Need of Services/Supervision	9	▲	+200.0%	+6
Custody and Visitation	320	▲	+8.5%	+25
Delinquency	58	▼	-1.7%	-1
Juvenile Miscellaneous	7	▼	-83.7%	-36
New to Workload Study	0	▼	-100.0%	-9

* Compared to same time period as previous year
 9/12/2024 1:13:09PM

** Case Type Categories are defined in the 2017 Virginia Judicial Workload Assessment
 Source: SCV-SQL-Information

CPSS - JCMS CASELOAD STATISTICS OF THE JUVENILE & DOMESTIC RELATIONS DISTRICT COURTS
 January 2024 thru August 2024 Dispositions (Compared to January 2023 thru August 2023)

Other	127	▲	+6.7%	+8
Protective Orders	40	▲	-27.3%	-15
Support	98	▼	-21.0%	-26
Traffic	47	▲	+104.3%	+24
GRAND TOTAL	978	▼	-5.2%	-54

2024 Overall GRAND TOTAL		Distribution of Caseload		Change*		Percentage (%) of Caseload		
512	+111 27.7%	Adult	234 46%	36.8% ▲	+63	Adult	2023 42.6%	2024 45.7%
2024		Juvenile	278 54%	20.9% ▲	+48	Juvenile	57.4%	54.3%
2023		GRAND TOTAL	512 100%	27.7% ▲	+111	GRAND TOTAL	100%	100%

Dispositions by Division & Code

Division	Case Type Description	Code	Summary	Change	% Change	Absolute Change
Adult	Misdemeanor	CM	69	▲	+53.3%	+24
	Other	OT	56	▲	+43.6%	+17
	Show Cause	SC	31	▲	+34.8%	+8
	Civil Support	VS	26	▼	-13.3%	-4
	Felony	CF	22	▲	+100.0%	+11
	Family Abuse - Protective Order	FP	17	▲	+54.5%	+6
	Capias	CA	9	▲	+50.0%	+3
	Motion - Protective Order	MP	2	▲	+100.0%	+1
	Non-Family Abuse Protective Order	AP	2	↔		-
	Remand Support	RS	0	▼	-100.0%	-3
	Total		234	▲	36.8%	+63
Juvenile	Custody Visitation	CV	129	▲	+65.4%	+51
	Misdemeanor	DM	75	▲	+47.1%	+24
	Traffic	T	28	▼	-3.4%	-1
	Abuse and Neglect	AN	16	▲	-	+16
	Felony	DF	14	▲	+7.7%	+1
	Truancy	TR	4	▼	-60.0%	-6
	Status	ST	3	▼	-75.0%	-9
	Initial Foster Care	IF	2	↔		-
	Paternity	PT	2	▼	-60.0%	-3
	Child In Need of Services	CS	1	↔		-
	Foster Care Review	FC	1	▼	-88.9%	-8
	Mental Commitment	MC	1	▲	-	+1
	Special Immigrant Juvenile Status	SI	1	▲	-	+1
	Temporary Detention Order	TD	1	▼	-50.0%	-1
	Family Abuse - Protective Order	FP	0	▼	-100.0%	-2
	Other	OT	0	▼	-100.0%	-3
	Remand Custody	RC	0	▼	-100.0%	-6
	Remand Visitation	RV	0	▼	-100.0%	-6
Terminate Parental Rights	TP	0	▼	-100.0%	-1	
	Total		278	▲	20.9%	+48
GRAND TOTAL			512	▲	27.7%	+111

Dispositions by Major Case Category**

Category	Summary	Change	% Change	Absolute Change	
Adult Criminal	120	▲	+51.9%	+41	
Child Dependency	19	▲	+58.3%	+7	
Child in Need of Services/Supervision	5	▼	-54.5%	-6	
Custody and Visitation	131	▲	+57.8%	+48	
Delinquency	89	▲	+39.1%	+25	
Juvenile Miscellaneous	3	▼	-75.0%	-9	
New to Workload Study	1	▲	-	+1	
Other	58	▲	-1.7%	-1	
Protective Orders	21	▲	+31.3%	+5	
Support	37	▲	+2.8%	+1	
Traffic	28	▼	-3.4%	-1	
GRAND TOTAL		512	▲	27.7%	+111

* Compared to same time period as previous year
 9/12/2024 1:13:09PM

** Case Type Categories are defined in the 2017 Virginia Judicial Workload Assessment
 Source: SCV-SQL-Information

