

2024 Overall GRAND TOTAL		Distribution of Caseload		Change*		Percentage (%) of Caseload		
73,775	+2,445 3.4%	Adult	38,488 52%	2.8% ▲	+1,040	Adult	2023 52.5%	2024 52.2%
2024		Juvenile	35,287 48%	4.1% ▲	+1,405	Juvenile	47.5%	47.8%
2023		GRAND TOTAL	73,775 100%	3.4% ▲	+2,445	GRAND TOTAL	100%	100%

Dispositions by Division & Code

Division	Case Type Description	Code	Summary	Change	% Change	Absolute Change
Adult	Misdemeanor	CM	9,036	▲	+5.7%	+491
	Civil Support	VS	6,855	▲	+5.0%	+329
	Show Cause	SC	6,478	▼	-0.9%	-62
	Other	OT	6,112	▼	-8.1%	-542
	Capias	CA	3,019	▲	+20.1%	+506
	Felony	CF	2,746	▲	+4.9%	+128
	Family Abuse - Protective Order	FP	2,649	▲	+1.1%	+28
	Remand Support	RS	740	▲	+37.8%	+203
	Motion - Protective Order	MP	350	▼	-5.1%	-19
	Non-Family Abuse Protective Order	AP	233	▲	+6.9%	+15
	Violation of Protective Order	PV	186	▼	-14.3%	-31
	Restricted License for Non-Support	SL	28	▲	+7.7%	+2
	Protective Order	PC	27	▲	+17.4%	+4
	Bond Forfeiture	BF	15	▼	-31.8%	-7
	Violation Family Abuse Protective Order	PS	9	▼	-25.0%	-3
	Emergency Custody Order	EC	2	▲	-	+2
	Return of Desposit (Bondsman)	RD	2	▲	-	+2
	Criminal Support	CS	1	▼	-80.0%	-4
Emergency Substantial Risk Order	SR	0	▼	-100.0%	-2	
	Total		38,488	▲	2.8%	+1,040
Juvenile	Custody Visitation	CV	19,174	▼	-3.5%	-687
	Misdemeanor	DM	3,577	▲	+24.8%	+711
	Traffic	T	1,745	▲	+2.2%	+37
	Felony	DF	1,421	▲	+27.3%	+305
	Remand Custody	RC	1,032	▲	+32.1%	+251
	Remand Visitation	RV	970	▲	+52.5%	+334
	Status	ST	954	▼	-7.3%	-75
	Abuse and Neglect	AN	794	▼	-5.8%	-49
	Permanency Planning	PH	726	▲	+7.1%	+48
	Foster Care Review	FC	642	▼	-5.2%	-35
	Paternity	PT	602	▼	-3.2%	-20
	Truancy	TR	424	▲	+31.3%	+101
	Terminate Parental Rights	TP	356	▲	+35.4%	+93
	Initial Foster Care	IF	321	▲	+14.2%	+40
	Show Cause	SC	294	▲	+36.1%	+78
	Non-Family Abuse Protective Order	AP	287	▲	+16.2%	+40
	Motion - Protective Order	MP	273	▼	-18.5%	-62
	Special Immigrant Juvenile Status	SI	245	▲	+113.0%	+130
	Child In Need of Services	CS	236	▲	+27.6%	+51
	Temporary Detention Order	TD	234	▼	-6.4%	-16
	Civil Violation	CI	162	▲	+149.2%	+97
	Mental Commitment	MC	135	▼	-23.3%	-41
	Voluntary Continuing Services and Support Agreen	VA	120	▲	+26.3%	+25
	Emergency Custody Order	EC	115	▲	+5.5%	+6
	Other	OT	102	▼	-24.4%	-33
	Capias	CA	99	▲	+102.0%	+50
	Entrustment	ET	76	▲	+204.0%	+51
	Relief of Custody	CR	67	▲	+63.4%	+26
	Child at Risk	RI	61	▲	+29.8%	+14
	Family Abuse - Protective Order	FP	26	▲	+85.7%	+12
	Emancipation	EP	8	▼	-11.1%	-1
	Juvenile Support	JS	3	▲	+200.0%	+2
	Qualified Residential Treatment	QR	2	▼	-97.4%	-76

* Compared to same time period as previous year

** Case Type Categories are defined in the 2017 Virginia Judicial Workload Assessment

			Summary	Change	% Change	Absolute Change
Juvenile	Violation Family Abuse Protective Order	PS	2	▲	+100.0%	+1
	Protective Order	PC	1	▼	-66.7%	-2
	Restricted Operators License	RL	1	▲	-	+1
	Restoration of Parental Rights	RR	0	▼	-100.0%	-2
	Total		35,287	▲	4.1%	+1,405
GRAND TOTAL			73,775	▲	3.4%	+2,445

Dispositions by Major Case Category**

Category			Summary	Change	% Change	Absolute Change
Adult Criminal			18,851	▼	+7.0%	+1,232
Child Dependency			3,165	▲	+4.5%	+137
Child in Need of Services/Supervision			707	▲	+33.1%	+176
Custody and Visitation			19,781	▲	-3.4%	-703
Delinquency			5,342	▲	+26.4%	+1,115
Juvenile Miscellaneous			963	▼	-7.3%	-76
New to Workload Study			407	▲	+123.6%	+225
Other			9,443	▲	+1.8%	+164
Protective Orders			3,818	▲	+0.4%	+14
Support			9,552	▲	+1.3%	+123
Traffic			1,746	▲	+2.2%	+38
GRAND TOTAL			73,775	▲	3.4%	+2,445

* Compared to same time period as previous year
 3/11/2024 12:17:33PM

** Case Type Categories are defined in the 2017 Virginia Judicial Workload Assessment
 Source: SCV-SQL-Information

2024 Overall GRAND TOTAL		Distribution of Caseload			Change*		Percentage (%) of Caseload		
2,622	-16 -0.6%	Adult	1,541	59%	10.5% ▲	+147	Adult	52.8%	58.8%
2024		Juvenile	1,081	41%	-13.1% ▼	-163	Juvenile	47.2%	41.2%
2023		GRAND TOTAL	2,622	100%	-0.6% ▼	-16	GRAND TOTAL	100%	100%

Dispositions by Division & Code

Division	Case Type Description	Code	Summary	Change	% Change	Absolute Change	
Adult	Misdemeanor	CM	346	▲	+18.9%	+55	
	Show Cause	SC	277	▲	+1.5%	+4	
	Civil Support	VS	268	▼	-1.5%	-4	
	Other	OT	202	▲	+9.2%	+17	
	Capias	CA	124	▲	+31.9%	+30	
	Felony	CF	120	▲	+37.9%	+33	
	Family Abuse - Protective Order	FP	103	▲	+13.2%	+12	
	Remand Support	RS	76	▲	+13.4%	+9	
	Non-Family Abuse Protective Order	AP	13	▼	-27.8%	-5	
	Motion - Protective Order	MP	6	▼	-40.0%	-4	
	Violation of Protective Order	PV	3	▼	-50.0%	-3	
	Violation Family Abuse Protective Order	PS	2	▲	-	+2	
	Restricted License for Non-Support	SL	1	▲	-	+1	
	Total		1,541	▲	10.5%	+147	
Juvenile	Custody Visitation	CV	722	▼	-24.9%	-240	
	Misdemeanor	DM	79	▲	+172.4%	+50	
	Remand Custody	RC	60	▼	-1.6%	-1	
	Remand Visitation	RV	42	▼	-2.3%	-1	
	Felony	DF	36	▲	+38.5%	+10	
	Truancy	TR	21	▲	+600.0%	+18	
	Non-Family Abuse Protective Order	AP	20	▲	+33.3%	+5	
	Traffic	T	17	▲	+88.9%	+8	
	Show Cause	SC	16	▲	+1,500.0%	+15	
	Paternity	PT	15	▼	-6.3%	-1	
	Other	OT	10	▲	+25.0%	+2	
	Foster Care Review	FC	8	▲	+300.0%	+6	
	Abuse and Neglect	AN	6	▼	-62.5%	-10	
	Motion - Protective Order	MP	6	↔	-	-	
	Child In Need of Services	CS	5	▲	+400.0%	+4	
	Permanency Planning	PH	5	▼	-37.5%	-3	
	Civil Violation	CI	2	▲	-	+2	
	Emergency Custody Order	EC	2	▼	-81.8%	-9	
	Mental Commitment	MC	2	▼	-50.0%	-2	
	Temporary Detention Order	TD	2	▼	-75.0%	-6	
	Initial Foster Care	IF	1	▼	-66.7%	-2	
	Relief of Custody	CR	1	↔	-	-	
	Special Immigrant Juvenile Status	SI	1	▼	-50.0%	-1	
	Status	ST	1	▲	-	-	
	Voluntary Continuing Services and Support Agreem	VA	1	▲	-	+1	
	Capias	CA	0	▼	-100.0%	-1	
	Family Abuse - Protective Order	FP	0	▼	-100.0%	-1	
	Terminate Parental Rights	TP	0	▼	-100.0%	-6	
		Total		1,081	▼	-13.1%	-163
		GRAND TOTAL		2,622	▼	-0.6%	-16

Dispositions by Major Case Category**

Category	Summary	Change	% Change	Absolute Change
Adult Criminal	774	▲	+19.1%	+124
Child Dependency	22	▲	-38.9%	-14

* Compared to same time period as previous year
 3/11/2024 12:17:33PM

** Case Type Categories are defined in the 2017 Virginia Judicial Workload Assessment
 Source: SCV-SQL-Information

CPSS - JCMS CASELOAD STATISTICS OF THE JUVENILE & DOMESTIC RELATIONS DISTRICT COURTS
 January 2024 thru February 2024 Dispositions (Compared to January 2023 thru February 2023)

Child in Need of Services/Supervision	28	▲	+600.0%	+24
Custody and Visitation	737	▼	-24.7%	-242
Delinquency	129	▲	+130.4%	+73
Juvenile Miscellaneous	1	▲		0
New to Workload Study	3	▲	+50.0%	+1
Other	396	▲	+2.3%	+9
Protective Orders	148	▼	+5.0%	+7
Support	367	▲	-1.6%	-6
Traffic	17	▲	+88.9%	+8
GRAND TOTAL	2,622	▼	-0.6%	-16

2024 Overall GRAND TOTAL		Distribution of Caseload		Change*		Percentage (%) of Caseload			
5,410	+1,396 34.8%	Adult	2,564	47%	25.4% ▲	+520	Adult	50.9%	47.4%
2024		Juvenile	2,846	53%	44.5% ▲	+876	Juvenile	49.1%	52.6%
2023		GRAND TOTAL	5,410	100%	34.8% ▲	+1,396	GRAND TOTAL	100%	100%

Dispositions by Division & Code

Division	Case Type Description	Code	Summary	Change	% Change	Absolute Change	
Adult	Misdemeanor	CM	522	▲	+29.9%	+120	
	Civil Support	VS	455	▲	+0.2%	+1	
	Show Cause	SC	428	▲	+14.4%	+54	
	Remand Support	RS	390	▲	+1,047.1%	+356	
	Other	OT	317	▼	-23.4%	-97	
	Capias	CA	164	▲	+65.7%	+65	
	Family Abuse - Protective Order	FP	155	▲	+23.0%	+29	
	Felony	CF	92	▼	-22.0%	-26	
	Motion - Protective Order	MP	25	▲	+56.3%	+9	
	Non-Family Abuse Protective Order	AP	10	▲	+100.0%	+5	
	Violation of Protective Order	PV	5	▲	+400.0%	+4	
	Bond Forfeiture	BF	1	▲	-	+1	
	Criminal Support	CS	0	▼	-100.0%	-1	
		Total		2,564	▲	25.4%	+520
Juvenile	Custody Visitation	CV	1,166	▼	-7.2%	-90	
	Remand Custody	RC	552	▲	+868.4%	+495	
	Remand Visitation	RV	537	▲	+858.9%	+481	
	Misdemeanor	DM	175	▲	+44.6%	+54	
	Traffic	T	79	▼	-22.5%	-23	
	Felony	DF	65	▼	-31.6%	-30	
	Motion - Protective Order	MP	64	▲	+12.3%	+7	
	Abuse and Neglect	AN	40	▼	-38.5%	-25	
	Permanency Planning	PH	30	▲	+7.1%	+2	
	Paternity	PT	24	▲	+60.0%	+9	
	Foster Care Review	FC	22	▲	+69.2%	+9	
	Show Cause	SC	15	▲	-6.3%	-1	
	Non-Family Abuse Protective Order	AP	14	▼	-33.3%	-7	
	Initial Foster Care	IF	10	▼	-28.6%	-4	
	Status	ST	10	▼	-23.1%	-3	
	Civil Violation	CI	9	▲	+125.0%	+5	
	Truancy	TR	9	▲	+80.0%	+4	
	Terminate Parental Rights	TP	8	▼	-38.5%	-5	
	Capias	CA	5	▲	+400.0%	+4	
	Child In Need of Services	CS	3	↔	-	-	
	Other	OT	3	▼	-25.0%	-1	
	Special Immigrant Juvenile Status	SI	2	▲	+100.0%	+1	
	Entrustment	ET	1	↔	-	-	
	Family Abuse - Protective Order	FP	1	▲	-	+1	
	Relief of Custody	CR	1	▼	-50.0%	-1	
	Temporary Detention Order	TD	1	▼	-50.0%	-1	
	Emancipation	EP	0	▼	-100.0%	-1	
	Mental Commitment	MC	0	▼	-100.0%	-2	
	Qualified Residential Treatment	QR	0	▼	-100.0%	-1	
	Voluntary Continuing Services and Support Agreem	VA	0	▼	-100.0%	-1	
		Total		2,846	▲	44.5%	+876
	GRAND TOTAL			5,410	▲	34.8%	+1,396

* Compared to same time period as previous year
 3/11/2024 12:17:33PM

** Case Type Categories are defined in the 2017 Virginia Judicial Workload Assessment
 Source: SCV-SQL-Information

Dispositions by Major Case Category**

Category	Summary	Change	% Change	Absolute Change
Adult Criminal	1,072	▲	+20.3%	+181
Child Dependency	112	▼	-18.8%	-26
Child in Need of Services/Supervision	20	▲	+100.0%	+10
Custody and Visitation	1,190	▲	-6.4%	-81
Delinquency	252	▲	+9.1%	+21
Juvenile Miscellaneous	10	▼	-28.6%	-4
New to Workload Study	11	▲	+120.0%	+6
Other	1,800	▲	+216.3%	+1,231
Protective Orders	269	▲	+19.6%	+44
Support	595	▲	+6.6%	+37
Traffic	79	▼	-22.5%	-23
GRAND TOTAL	5,410	▲	34.8%	+1,396

* Compared to same time period as previous year
 3/11/2024 12:17:33PM

** Case Type Categories are defined in the 2017 Virginia Judicial Workload Assessment
 Source: SCV-SQL-Information

2024 Overall GRAND TOTAL		Distribution of Caseload			Change*		Percentage (%) of Caseload		
1,687 +42 2.6% 		Adult	1,076	64%	-0.2% ▼	-2	Adult	2023: 65.5%	2024: 63.8%
		Juvenile	611	36%	7.8% ▲	+44	Juvenile	34.5%	36.2%
		GRAND TOTAL	1,687	100%	2.6% ▲	+42	GRAND TOTAL	100%	100%

Dispositions by Division & Code

Division	Case Type Description	Code	Summary	Change	% Change	Absolute Change
Adult	Show Cause	SC	269	▲	+14.5%	+34
	Civil Support	VS	205	▲	+4.1%	+8
	Misdemeanor	CM	196	▼	-18.7%	-45
	Other	OT	145	▼	-13.7%	-23
	Capias	CA	111	▲	+42.3%	+33
	Family Abuse - Protective Order	FP	49	▼	-10.9%	-6
	Felony	CF	48	▼	-28.4%	-19
	Non-Family Abuse Protective Order	AP	23	▲	+27.8%	+5
	Remand Support	RS	22	▲	+144.4%	+13
	Motion - Protective Order	MP	5	▼	-50.0%	-5
	Bond Forfeiture	BF	1	▲	-	+1
	Restricted License for Non-Support	SL	1	▲	-	+1
	Violation of Protective Order	PV	1	▲	-	+1
	Total		1,076	▼	-0.2%	-2
Juvenile	Custody Visitation	CV	414	▼	-4.8%	-21
	Misdemeanor	DM	38	▲	+8.6%	+3
	Felony	DF	33	▲	+94.1%	+16
	Remand Custody	RC	31	▲	+181.8%	+20
	Remand Visitation	RV	31	▲	+181.8%	+20
	Paternity	PT	19	▲	+5.6%	+1
	Status	ST	10	▲	+900.0%	+9
	Traffic	T	9	▲	+12.5%	+1
	Permanency Planning	PH	5	▲	+25.0%	+1
	Family Abuse - Protective Order	FP	4	▲	-	+4
	Foster Care Review	FC	4	↔	-	-
	Civil Violation	CI	3	▲	+200.0%	+2
	Non-Family Abuse Protective Order	AP	3	▼	-75.0%	-9
	Emergency Custody Order	EC	2	▲	+100.0%	+1
	Show Cause	SC	2	↔	-	-
	Terminate Parental Rights	TP	2	▲	-	+2
	Temporary Detention Order	TD	1	▲	-	+1
	Abuse and Neglect	AN	0	▼	-100.0%	-1
	Child In Need of Services	CS	0	▼	-100.0%	-1
	Initial Foster Care	IF	0	▼	-100.0%	-1
Mental Commitment	MC	0	▼	-100.0%	-1	
Other	OT	0	▼	-100.0%	-3	
	Total		611	▲	7.8%	+44
	GRAND TOTAL		1,687	▲	2.6%	+42

Dispositions by Major Case Category**

Category	Summary	Change	% Change	Absolute Change
Adult Criminal	539	▲	-1.5%	-8
Child Dependency	11	▲	+10.0%	+1
Child in Need of Services/Supervision	0	▼	-100.0%	-1
Custody and Visitation	433	▲	-4.4%	-20
Delinquency	73	▲	+35.2%	+19
Juvenile Miscellaneous	10	▲	+900.0%	+9
New to Workload Study	3	▲	+200.0%	+2

* Compared to same time period as previous year
 3/11/2024 12:17:33PM

** Case Type Categories are defined in the 2017 Virginia Judicial Workload Assessment
 Source: SCV-SQL-Information

CPSS - JCMS CASELOAD STATISTICS OF THE JUVENILE & DOMESTIC RELATIONS DISTRICT COURTS
 January 2024 thru February 2024 Dispositions (Compared to January 2023 thru February 2023)

Portsmouth

District: 3 FIPS: 740

Other	232	▲	+13.7%	+28
Protective Orders	84	▲	-11.6%	-11
Support	293	▲	+8.1%	+22
Traffic	9	▲	+12.5%	+1
GRAND TOTAL	1,687	▲	2.6%	+42

2024 Overall GRAND TOTAL		Distribution of Caseload		Change*		Percentage (%) of Caseload		
2,999	+217 7.8%	Adult	1,802 60%	19.2% ▲	+290	Adult	54.3%	60.1%
2024		Juvenile	1,197 40%	-5.7% ▼	-73	Juvenile	45.7%	39.9%
2023		GRAND TOTAL	2,999 100%	7.8% ▲	+217	GRAND TOTAL	100%	100%

Dispositions by Division & Code

Division	Case Type Description	Code	Summary	Change	% Change	Absolute Change	
Adult	Misdemeanor	CM	486	▲	+28.2%	+107	
	Other	OT	321	▲	+26.4%	+67	
	Civil Support	VS	318	▲	+25.2%	+64	
	Show Cause	SC	296	▲	+28.1%	+65	
	Capias	CA	163	▲	+28.3%	+36	
	Family Abuse - Protective Order	FP	99	▲	+8.8%	+8	
	Felony	CF	87	▼	-33.6%	-44	
	Remand Support	RS	12	▲	+20.0%	+2	
	Motion - Protective Order	MP	8	▼	-27.3%	-3	
	Non-Family Abuse Protective Order	AP	6	▼	-57.1%	-8	
	Protective Order	PC	5	▲	+66.7%	+2	
	Violation of Protective Order	PV	1	▼	-83.3%	-5	
	Bond Forfeiture	BF	0	▼	-100.0%	-1	
	Total		1,802	▲	19.2%	+290	
Juvenile	Custody Visitation	CV	704	▼	-3.4%	-25	
	Felony	DF	71	▼	-16.5%	-14	
	Misdemeanor	DM	69	▼	-30.3%	-30	
	Abuse and Neglect	AN	37	▼	-64.1%	-66	
	Non-Family Abuse Protective Order	AP	36	▲	+63.6%	+14	
	Mental Commitment	MC	35	▲	+118.8%	+19	
	Paternity	PT	32	▲	+33.3%	+8	
	Permanency Planning	PH	30	▲	+11.1%	+3	
	Foster Care Review	FC	28	▲	+7.7%	+2	
	Status	ST	21	▲	-	-	
	Other	OT	16	▼	-30.4%	-7	
	Remand Custody	RC	16	▼	-5.9%	-1	
	Remand Visitation	RV	16	▼	-5.9%	-1	
	Show Cause	SC	16	▲	+700.0%	+14	
	Traffic	T	16	▲	+128.6%	+9	
	Terminate Parental Rights	TP	13	▲	+333.3%	+10	
	Initial Foster Care	IF	10	▼	-56.5%	-13	
	Motion - Protective Order	MP	7	▲	+16.7%	+1	
	Child In Need of Services	CS	6	▲	+100.0%	+3	
	Emergency Custody Order	EC	5	▲	+150.0%	+3	
	Relief of Custody	CR	4	▼	-33.3%	-2	
	Temporary Detention Order	TD	4	▼	-42.9%	-3	
	Family Abuse - Protective Order	FP	2	▲	-	+2	
	Capias	CA	1	↔	-	-	
	Truancy	TR	1	▲	-	+1	
	Voluntary Continuing Services and Support Agree	VA	1	▲	-	+1	
	Emancipation	EP	0	▼	-100.0%	-1	
		Total		1,197	▼	-5.7%	-73
		GRAND TOTAL		2,999	▲	7.8%	+217

Dispositions by Major Case Category**

Category	Summary	Change	% Change	Absolute Change
Adult Criminal	935	▼	+22.7%	+173
Child Dependency	123	▲	-34.6%	-65
Child in Need of Services/Supervision	17	▲	+325.0%	+13

* Compared to same time period as previous year
 3/11/2024 12:17:33PM

** Case Type Categories are defined in the 2017 Virginia Judicial Workload Assessment
 Source: SCV-SQL-Information

CPSS - JCMS CASELOAD STATISTICS OF THE JUVENILE & DOMESTIC RELATIONS DISTRICT COURTS
 January 2024 thru February 2024 Dispositions (Compared to January 2023 thru February 2023)

Norfolk

District: 4 FIPS: 710

Custody and Visitation	736	▲	-2.3%	-17
Delinquency	147	▲	-21.0%	-39
Juvenile Miscellaneous	21	▼	-4.5%	-1
Other	425	▲	+22.8%	+79
Protective Orders	158	▲	+9.7%	+14
Support	421	▼	+13.8%	+51
Traffic	16	▲	+128.6%	+9
GRAND TOTAL	2,999	▲	7.8%	+217

2024 Overall GRAND TOTAL		Distribution of Caseload			Change*		Percentage (%) of Caseload		
144 -8 -5.3% 	Adult	76	53%	8.6% ▲	+6	Adult	2023	2024	
	Juvenile	68	47%	-17.1% ▼	-14	Juvenile	46.1%	52.8%	
GRAND TOTAL		144	100%	-5.3% ▼	-8	GRAND TOTAL	100%	100%	

Dispositions by Division & Code

Division	Case Type Description	Code	Summary	Change	% Change	Absolute Change
Adult	Other	OT	25	▲	+38.9%	+7
	Misdemeanor	CM	23	▲	+53.3%	+8
	Show Cause	SC	11	▲	+57.1%	+4
	Civil Support	VS	6	▼	-60.0%	-9
	Capias	CA	5	▼	-28.6%	-2
	Felony	CF	4	▲	-	+4
	Family Abuse - Protective Order	FP	2	▼	-60.0%	-3
	Motion - Protective Order	MP	0	▼	-100.0%	-1
	Remand Support	RS	0	▼	-100.0%	-2
Total			76	▲	8.6%	+6
Juvenile	Custody Visitation	CV	43	▲	+79.2%	+19
	Felony	DF	8	▼	-33.3%	-4
	Foster Care Review	FC	5	▼	-16.7%	-1
	Misdemeanor	DM	3	▼	-75.0%	-9
	Abuse and Neglect	AN	2	▼	-50.0%	-2
	Non-Family Abuse Protective Order	AP	2	▲	-	+2
	Permanency Planning	PH	2	▼	-33.3%	-1
	Other	OT	1	▲	-	+1
	Paternity	PT	1	↔	-	-
	Relief of Custody	CR	1	▲	-	+1
	Emergency Custody Order	EC	0	▼	-100.0%	-1
	Initial Foster Care	IF	0	▼	-100.0%	-2
	Qualified Residential Treatment	QR	0	▼	-100.0%	-1
	Remand Custody	RC	0	▼	-100.0%	-2
	Remand Visitation	RV	0	▼	-100.0%	-2
	Status	ST	0	▼	-100.0%	-1
	Temporary Detention Order	TD	0	▼	-100.0%	-1
	Terminate Parental Rights	TP	0	▼	-100.0%	-2
	Traffic	T	0	▼	-100.0%	-8
Total			68	▼	-17.1%	-14
GRAND TOTAL			144	▼	-5.3%	-8

Dispositions by Major Case Category**

Category	Summary	Change	% Change	Absolute Change
Adult Criminal	43	▲	+87.0%	+20
Child Dependency	10	▲	-44.4%	-8
Custody and Visitation	44	▲	+76.0%	+19
Delinquency	11	▼	-54.2%	-13
Juvenile Miscellaneous	0	▼	-100.0%	-1
Other	26	▲	-	0
Protective Orders	4	▲	-33.3%	-2
Support	6	▼	-71.4%	-15
Traffic	0	▼	-100.0%	-8
GRAND TOTAL		144	▼	-5.3%

* Compared to same time period as previous year
 3/11/2024 12:17:33PM

** Case Type Categories are defined in the 2017 Virginia Judicial Workload Assessment
 Source: SCV-SQL-Information

2024 Overall GRAND TOTAL		Distribution of Caseload		Change*		Percentage (%) of Caseload		
295	+57 23.9%	Adult	167 57%	57.5% ▲	+61	Adult	44.5%	56.6%
2024		Juvenile	128 43%	-3.0% ▼	-4	Juvenile	55.5%	43.4%
2023		GRAND TOTAL	295 100%	23.9% ▲	+57	GRAND TOTAL	100%	100%

Dispositions by Division & Code

Division	Case Type Description	Code	Summary	Change	% Change	Absolute Change
Adult	Show Cause	SC	44	▲	+100.0%	+22
	Misdemeanor	CM	37	▲	+76.2%	+16
	Civil Support	VS	31	↔		-
	Family Abuse - Protective Order	FP	17	▲	+325.0%	+13
	Other	OT	17	↔		-
	Felony	CF	9	▲	+200.0%	+6
	Capias	CA	7	▲		-
	Motion - Protective Order	MP	3	▲	-	+3
	Remand Support	RS	1	↔		-
	Violation Family Abuse Protective Order	PS	1	▲	-	+1
	Total		167	▲	57.5%	+61
Juvenile	Custody Visitation	CV	91	▼	-17.3%	-19
	Traffic	T	8	▼	-27.3%	-3
	Misdemeanor	DM	7	▲	+250.0%	+5
	Terminate Parental Rights	TP	4	▲	-	+4
	Foster Care Review	FC	3	▲	-	+3
	Paternity	PT	3	▲	+200.0%	+2
	Emergency Custody Order	EC	2	▲	-	+2
	Truancy	TR	2	▲	-	+2
	Voluntary Continuing Services and Support Agree	VA	2	▲	-	+2
	Felony	DF	1	▼	-50.0%	-1
	Permanency Planning	PH	1	▲	-	+1
	Remand Custody	RC	1	↔		-
	Remand Visitation	RV	1	↔		-
	Show Cause	SC	1	▲	-	+1
	Status	ST	1	↔		-
	Abuse and Neglect	AN	0	▼	-100.0%	-1
	Child In Need of Services	CS	0	▼	-100.0%	-1
	Temporary Detention Order	TD	0	▼	-100.0%	-1
	Total		128	▼	-3.0%	-4
GRAND TOTAL			295	▲	23.9%	+57

Dispositions by Major Case Category**

Category	Summary	Change	% Change	Absolute Change		
Adult Criminal	84	▲	+86.7%	+39		
Child Dependency	10	▲	+900.0%	+9		
Child in Need of Services/Supervision	2	▲	+100.0%	+1		
Custody and Visitation	94	▲	-15.3%	-17		
Delinquency	9	▲	+125.0%	+5		
Juvenile Miscellaneous	1	↔		0		
Other	22	▲	+4.8%	+1		
Protective Orders	20	▲	+400.0%	+16		
Support	45	▲	+15.4%	+6		
Traffic	8	▼	-27.3%	-3		
GRAND TOTAL			295	▲	23.9%	+57

* Compared to same time period as previous year
 3/11/2024 12:17:33PM

** Case Type Categories are defined in the 2017 Virginia Judicial Workload Assessment
 Source: SCV-SQL-Information

2024 Overall GRAND TOTAL		Distribution of Caseload			Change*		Percentage (%) of Caseload		
149 	+11	Adult	75	50%	15.4% ▲	+10	Adult	47.1%	50.3%
	8.0%	Juvenile	74	50%	1.4% ▲	+1	Juvenile	52.9%	49.7%
		GRAND TOTAL	149	100%	8.0% ▲	+11	GRAND TOTAL	100%	100%

Dispositions by Division & Code


Division	Case Type Description	Code	Summary	Change	% Change	Absolute Change
Adult	Misdemeanor	CM	18	▲	+20.0%	+3
	Civil Support	VS	15	▲	+15.4%	+2
	Other	OT	14	▲	+16.7%	+2
	Show Cause	SC	11	▲	+120.0%	+6
	Family Abuse - Protective Order	FP	6	▲	+50.0%	+2
	Remand Support	RS	4	▲	+33.3%	+1
	Capias	CA	3	▼	-25.0%	-1
	Violation of Protective Order	PV	2	▼	-33.3%	-1
	Felony	CF	1	▼	-83.3%	-5
	Non-Family Abuse Protective Order	AP	1	▲	-	+1
Total			75	▲	15.4%	+10
Juvenile	Custody Visitation	CV	47	▲	+42.4%	+14
	Remand Custody	RC	6	▲	+100.0%	+3
	Remand Visitation	RV	6	▲	+100.0%	+3
	Traffic	T	6	▼	-62.5%	-10
	Misdemeanor	DM	5	▼	-64.3%	-9
	Abuse and Neglect	AN	1	▲	-	+1
	Felony	DF	1	↔	-	-
	Paternity	PT	1	▲	-	+1
	Temporary Detention Order	TD	1	↔	-	-
	Emergency Custody Order	EC	0	▼	-100.0%	-1
	Other	OT	0	▼	-100.0%	-1
Total			74	▲	1.4%	+1
GRAND TOTAL			149	▲	8.0%	+11

Dispositions by Major Case Category**

Category	Summary	Change	% Change	Absolute Change	
Adult Criminal	29	▼	-6.5%	-2	
Child Dependency	1	▲	-	+1	
Custody and Visitation	48	▲	+45.5%	+15	
Delinquency	6	▼	-60.0%	-9	
Other	31	▲	+29.2%	+7	
Protective Orders	7	▲	+75.0%	+3	
Support	21	▲	+40.0%	+6	
Traffic	6	▼	-62.5%	-10	
GRAND TOTAL		149	▲	8.0%	+11

* Compared to same time period as previous year
 3/11/2024 12:17:33PM

** Case Type Categories are defined in the 2017 Virginia Judicial Workload Assessment
 Source: SCV-SQL-Information

2024 Overall GRAND TOTAL		Distribution of Caseload		Change*		Percentage (%) of Caseload			
953 -768 -44.6% 		Adult	554	58%	-41.3% ▼	-390	Adult	54.9%	58.1%
		Juvenile	399	42%	-48.6% ▼	-378	Juvenile	45.1%	41.9%
		GRAND TOTAL	953	100%	-44.6% ▼	-768	GRAND TOTAL	100%	100%

Dispositions by Division & Code

Division	Case Type Description	Code	Summary	Change	% Change	Absolute Change
Adult	Civil Support	VS	146	▲	+16.8%	+21
	Show Cause	SC	114	▼	-5.0%	-6
	Misdemeanor	CM	99	▼	-17.5%	-21
	Other	OT	69	▼	-78.8%	-256
	Family Abuse - Protective Order	FP	41	▼	-2.4%	-1
	Capias	CA	40	▲	+48.1%	+13
	Felony	CF	26	▲	+8.3%	+2
	Remand Support	RS	13	▼	-91.8%	-146
	Motion - Protective Order	MP	5	▲	+150.0%	+3
	Restricted License for Non-Support	SL	1	▲	-	+1
	Total		554	▼	-41.3%	-390
Juvenile	Custody Visitation	CV	237	▼	-10.6%	-28
	Misdemeanor	DM	45	▲	+36.4%	+12
	Remand Custody	RC	16	▼	-91.8%	-179
	Remand Visitation	RV	15	▼	-92.1%	-175
	Felony	DF	13	▲	+62.5%	+5
	Paternity	PT	12	▲	+9.1%	+1
	Non-Family Abuse Protective Order	AP	11	▲	+120.0%	+6
	Status	ST	10	▼	-33.3%	-5
	Traffic	T	9	▲	+12.5%	+1
	Emergency Custody Order	EC	8	▲	+700.0%	+7
	Relief of Custody	CR	6	▲	-	+6
	Temporary Detention Order	TD	5	▲	+66.7%	+2
	Initial Foster Care	IF	4	▲	-	+4
	Abuse and Neglect	AN	3	▲	-	+3
	Permanency Planning	PH	2	▼	-75.0%	-6
	Show Cause	SC	2	▲	+100.0%	+1
	Capias	CA	1	↔	-	-
	Child at Risk	RI	0	▼	-100.0%	-1
	Family Abuse - Protective Order	FP	0	▼	-100.0%	-2
	Foster Care Review	FC	0	▼	-100.0%	-4
	Mental Commitment	MC	0	▼	-100.0%	-2
Other	OT	0	▼	-100.0%	-19	
Terminate Parental Rights	TP	0	▼	-100.0%	-2	
Voluntary Continuing Services and Support Agreem	VA	0	▼	-100.0%	-3	
	Total		399	▼	-48.6%	-378
	GRAND TOTAL		953	▼	-44.6%	-768

Dispositions by Major Case Category**

Category	Summary	Change	% Change	Absolute Change
Adult Criminal	233	▲	-5.3%	-13
Child Dependency	15	▲	-16.7%	-3
Child in Need of Services/Supervision	1	▲	-	+1
Custody and Visitation	249	▼	-9.8%	-27
Delinquency	60	▲	+39.5%	+17
Juvenile Miscellaneous	10	▼	-33.3%	-5
Other	126	▲	-85.9%	-768
Protective Orders	57	▲	+11.8%	+6

* Compared to same time period as previous year
 3/11/2024 12:17:33PM

** Case Type Categories are defined in the 2017 Virginia Judicial Workload Assessment
 Source: SCV-SQL-Information

CPSS - JCMS CASELOAD STATISTICS OF THE JUVENILE & DOMESTIC RELATIONS DISTRICT COURTS
January 2024 thru February 2024 Dispositions (Compared to January 2023 thru February 2023)

Support	193	▲	+13.5%	+23
Traffic	9	▲	+12.5%	+1
GRAND TOTAL	953	▼	-44.6%	-768

2024 Overall GRAND TOTAL		Distribution of Caseload		Change*		Percentage (%) of Caseload		
168 +53 46.1% 	Adult	93	55%	52.5%	▲	+32	2023	2024
	Juvenile	75	45%	38.9%	▲	+21	53.0%	55.4%
GRAND TOTAL		168	100%	46.1%	▲	+53	100%	100%

Dispositions by Division & Code

Division	Case Type Description	Code	Summary	Change	% Change	Absolute Change
Adult	Misdemeanor	CM	46	▲	+155.6%	+28
	Capias	CA	13	▲	+225.0%	+9
	Show Cause	SC	11	▲	+10.0%	+1
	Other	OT	8	▲	+14.3%	+1
	Civil Support	VS	7	▼	-22.2%	-2
	Felony	CF	7	▲	+250.0%	+5
	Family Abuse - Protective Order	FP	1	▼	-90.0%	-9
	Motion - Protective Order	MP	0	▼	-100.0%	-1
Total			93	▲	52.5%	+32
Juvenile	Custody Visitation	CV	37	▲	+8.8%	+3
	Misdemeanor	DM	19	▲	+58.3%	+7
	Traffic	T	11	▲	+83.3%	+5
	Civil Violation	CI	2	▲	-	+2
	Paternity	PT	2	▲	-	+2
	Permanency Planning	PH	2	▲	-	+2
	Abuse and Neglect	AN	1	▲	-	+1
	Non-Family Abuse Protective Order	AP	1	▲	-	+1
Felony	DF	0	▼	-100.0%	-2	
Total			75	▲	38.9%	+21
GRAND TOTAL			168	▲	46.1%	+53

Dispositions by Major Case Category**

Category	Summary	Change	% Change	Absolute Change	
Adult Criminal	67	▲	+148.1%	+40	
Child Dependency	3	▲	-	+3	
Custody and Visitation	39	▲	+14.7%	+5	
Delinquency	19	▼	+35.7%	+5	
New to Workload Study	2	▲	-	+2	
Other	8	▲	+14.3%	+1	
Protective Orders	2	▲	-81.8%	-9	
Support	17	▲	+6.3%	+1	
Traffic	11	▲	+83.3%	+5	
GRAND TOTAL		168	▲	46.1%	+53

* Compared to same time period as previous year
 3/11/2024 12:17:33PM

** Case Type Categories are defined in the 2017 Virginia Judicial Workload Assessment
 Source: SCV-SQL-Information

2024 Overall GRAND TOTAL		Distribution of Caseload			Change*		Percentage (%) of Caseload		
128 +13 11.3% 	Adult	75	59%	47.1% ▲	+24	Adult	2023	2024	
	Juvenile	53	41%	-17.2% ▼	-11	Juvenile	44.3%	58.6%	
GRAND TOTAL		128	100%	11.3% ▲	+13	GRAND TOTAL	100%	100%	

Dispositions by Division & Code

Division	Case Type Description	Code	Summary	Change	% Change	Absolute Change
Adult	Misdemeanor	CM	23	▲	+187.5%	+15
	Show Cause	SC	17	▲	+13.3%	+2
	Other	OT	11	▲	+57.1%	+4
	Felony	CF	7	▲	+133.3%	+4
	Civil Support	VS	6	▼	-50.0%	-6
	Capias	CA	5	▲	+400.0%	+4
	Family Abuse - Protective Order	FP	5	↔		-
	Motion - Protective Order	MP	1	▲		+1
Total			75	▲	47.1%	+24
Juvenile	Custody Visitation	CV	36	▲	+12.5%	+4
	Misdemeanor	DM	8	▲	+60.0%	+3
	Paternity	PT	3	▼	-40.0%	-2
	Permanency Planning	PH	2	▲	+100.0%	+1
	Terminate Parental Rights	TP	2	↔		-
	Felony	DF	1	▲		+1
	Voluntary Continuing Services and Support Agree	VA	1	▲		+1
	Abuse and Neglect	AN	0	▼	-100.0%	-7
	Child In Need of Services	CS	0	▼	-100.0%	-1
	Initial Foster Care	IF	0	▼	-100.0%	-3
	Non-Family Abuse Protective Order	AP	0	▼	-100.0%	-2
	Special Immigrant Juvenile Status	SI	0	▼	-100.0%	-1
	Temporary Detention Order	TD	0	▼	-100.0%	-1
	Traffic	T	0	▼	-100.0%	-2
	Truancy	TR	0	▼	-100.0%	-2
Total			53	▼	-17.2%	-11
GRAND TOTAL			128	▲	11.3%	+13

Dispositions by Major Case Category**

Category	Summary	Change	% Change	Absolute Change	
Adult Criminal	41	▲	+141.2%	+24	
Child Dependency	5	▲	-61.5%	-8	
Child in Need of Services/Supervision	0	▼	-100.0%	-3	
Custody and Visitation	39	▼	+5.4%	+2	
Delinquency	9	▲	+80.0%	+4	
New to Workload Study	0	▼	-100.0%	-1	
Other	11	▼	+37.5%	+3	
Protective Orders	6	▲	-14.3%	-1	
Support	17	▲	-22.7%	-5	
Traffic	0	▼	-100.0%	-2	
GRAND TOTAL		128	▲	11.3%	+13

* Compared to same time period as previous year
 3/11/2024 12:17:33PM

** Case Type Categories are defined in the 2017 Virginia Judicial Workload Assessment
 Source: SCV-SQL-Information

2024 Overall GRAND TOTAL		Distribution of Caseload		Change*		Percentage (%) of Caseload		
77	+21 37.5%	Adult	42 55%	20.0% ▲	+7	Adult	2023 62.5%	2024 54.5%
2024	↑	Juvenile	35 45%	66.7% ▲	+14	Juvenile	37.5%	45.5%
2023		GRAND TOTAL	77 100%	37.5% ▲	+21	GRAND TOTAL	100%	100%

Dispositions by Division & Code

Division	Case Type Description	Code	Summary	Change	% Change	Absolute Change	
Adult	Misdemeanor	CM	15	▲	+275.0%	+11	
	Other	OT	12	▲	+200.0%	+8	
	Civil Support	VS	5	▼	-16.7%	-1	
	Family Abuse - Protective Order	FP	3	▲	+50.0%	+1	
	Felony	CF	3	▲	+200.0%	+2	
	Show Cause	SC	3	▼	-66.7%	-6	
	Capias	CA	1	▼	-88.9%	-8	
	Total			42	▲	20.0%	+7
Juvenile	Custody Visitation	CV	14	▲	+133.3%	+8	
	Felony	DF	5	▲	-	+5	
	Misdemeanor	DM	4	▼	-20.0%	-1	
	Traffic	T	3	↔	-	-	
	Emergency Custody Order	EC	2	▲	+100.0%	+1	
	Foster Care Review	FC	2	▲	-	+2	
	Temporary Detention Order	TD	2	▲	-	+2	
	Abuse and Neglect	AN	1	▲	-	+1	
	Paternity	PT	1	▲	-	+1	
	Truancy	TR	1	▲	-	+1	
	Child In Need of Services	CS	0	▼	-100.0%	-2	
	Permanency Planning	PH	0	▼	-100.0%	-3	
	Show Cause	SC	0	▼	-100.0%	-1	
	Total			35	▲	66.7%	+14
	GRAND TOTAL			77	▲	37.5%	+21

Dispositions by Major Case Category**

Category	Summary	Change	% Change	Absolute Change
Adult Criminal	20	▲	+42.9%	+6
Child Dependency	3	▲	-	0
Child in Need of Services/Supervision	1	▲	-50.0%	-1
Custody and Visitation	15	▲	+150.0%	+9
Delinquency	9	▲	+50.0%	+3
Other	16	▲	+220.0%	+11
Protective Orders	3	▲	+50.0%	+1
Support	7	▼	-53.3%	-8
Traffic	3	↔	-	0
GRAND TOTAL	77	▲	37.5%	+21

* Compared to same time period as previous year
 3/11/2024 12:17:33PM

** Case Type Categories are defined in the 2017 Virginia Judicial Workload Assessment
 Source: SCV-SQL-Information

2024 Overall GRAND TOTAL		Distribution of Caseload		Change*		Percentage (%) of Caseload		
377 +20 5.6% 	Adult	225	60%	16.0% ▲	+31	Adult	2023	2024
	Juvenile	152	40%	-6.7% ▼	-11	Juvenile	54.3%	59.7%
GRAND TOTAL		377	100%	5.6% ▲	+20	GRAND TOTAL	100%	100%

Dispositions by Division & Code

Division	Case Type Description	Code	Summary	Change	% Change	Absolute Change
Adult	Misdemeanor	CM	55	▲	+77.4%	+24
	Show Cause	SC	41	▼	-26.8%	-15
	Civil Support	VS	40	▲	+17.6%	+6
	Other	OT	28	▲	+16.7%	+4
	Family Abuse - Protective Order	FP	23	▲	+76.9%	+10
	Capias	CA	18	▲	-21.7%	-5
	Felony	CF	15	▲	+150.0%	+9
	Motion - Protective Order	MP	2	▼	-33.3%	-1
	Violation of Protective Order	PV	2	▲	+100.0%	+1
	Bond Forfeiture	BF	1	▲	-	+1
	Emergency Substantial Risk Order	SR	0	▼	-100.0%	-2
	Non-Family Abuse Protective Order	AP	0	▼	-100.0%	-1
	Total			225	▲	16.0%
Juvenile	Custody Visitation	CV	103	▼	-6.4%	-7
	Traffic	T	11	▲	+450.0%	+9
	Misdemeanor	DM	8	▼	-60.0%	-12
	Felony	DF	6	▲	+100.0%	+3
	Abuse and Neglect	AN	4	↔	-	-
	Initial Foster Care	IF	4	▲	+300.0%	+3
	Foster Care Review	FC	3	▼	-40.0%	-2
	Terminate Parental Rights	TP	3	▲	-	+3
	Emergency Custody Order	EC	2	↔	-	-
	Paternity	PT	2	▲	-	+2
	Relief of Custody	CR	2	▲	-	+2
	Temporary Detention Order	TD	2	↔	-	-
	Truancy	TR	2	↔	-	-
	Mental Commitment	MC	0	▼	-100.0%	-1
	Motion - Protective Order	MP	0	▼	-100.0%	-1
	Non-Family Abuse Protective Order	AP	0	▼	-100.0%	-3
	Qualified Residential Treatment	QR	0	▼	-100.0%	-1
	Special Immigrant Juvenile Status	SI	0	▼	-100.0%	-2
	Status	ST	0	▼	-100.0%	-4
Total			152	▼	-6.7%	-11
GRAND TOTAL			377	▲	5.6%	+20

Dispositions by Major Case Category**

Category	Summary	Change	% Change	Absolute Change
Adult Criminal	105	▲	+7.1%	+7
Child Dependency	16	▲	+45.5%	+5
Child in Need of Services/Supervision	2	↔	-	0
Custody and Visitation	105	▲	-4.5%	-5
Delinquency	14	▲	-39.1%	-9
Juvenile Miscellaneous	0	▼	-100.0%	-4
New to Workload Study	0	▼	-100.0%	-4
Other	32	▲	+10.3%	+3
Protective Orders	25	▼	+19.0%	+4
Support	67	▲	+26.4%	+14

* Compared to same time period as previous year
 3/11/2024 12:17:33PM

** Case Type Categories are defined in the 2017 Virginia Judicial Workload Assessment
 Source: SCV-SQL-Information

CPSS - JCMS CASELOAD STATISTICS OF THE JUVENILE & DOMESTIC RELATIONS DISTRICT COURTS
January 2024 thru February 2024 Dispositions (Compared to January 2023 thru February 2023)

Traffic		11	▲	+450.0%	+9
	GRAND TOTAL	377	▲	5.6%	+20

2024 Overall GRAND TOTAL		Distribution of Caseload		Change*		Percentage (%) of Caseload		
334	+47 16.4%	Adult	149 45%	3.5% ▲	+5	Adult	2023 50.2%	2024 44.6%
2024		Juvenile	185 55%	29.4% ▲	+42	Juvenile	49.8%	55.4%
2023		GRAND TOTAL	334 100%	16.4% ▲	+47	GRAND TOTAL	100%	100%

Dispositions by Division & Code

Division	Case Type Description	Code	Summary	Change	% Change	Absolute Change
Adult	Misdemeanor	CM	43	▲	+43.3%	+13
	Civil Support	VS	29	▲	+7.4%	+2
	Show Cause	SC	19	▼	-20.8%	-5
	Family Abuse - Protective Order	FP	18	↔		-
	Capias	CA	12	↔		-
	Felony	CF	12	▼	-29.4%	-5
	Other	OT	12	▲	+33.3%	+3
	Remand Support	RS	2	▲	-	+2
	Motion - Protective Order	MP	1	▼	-80.0%	-4
	Non-Family Abuse Protective Order	AP	1	▼	-50.0%	-1
	Total			149	▲	3.5%
Juvenile	Custody Visitation	CV	114	▲	+17.5%	+17
	Misdemeanor	DM	23	▲	+27.8%	+5
	Traffic	T	18	▲	+800.0%	+16
	Felony	DF	8	↔		-
	Non-Family Abuse Protective Order	AP	8	▲	+33.3%	+2
	Family Abuse - Protective Order	FP	6	▲	-	+6
	Civil Violation	CI	3	↔		-
	Show Cause	SC	2	↔		-
	Capias	CA	1	↔		-
	Remand Custody	RC	1	▲	-	+1
	Remand Visitation	RV	1	▲	-	+1
	Abuse and Neglect	AN	0	▼	-100.0%	-5
	Foster Care Review	FC	0	▼	-100.0%	-1
	Total			185	▲	29.4%
GRAND TOTAL			334	▲	16.4%	+47

Dispositions by Major Case Category**

Category	Summary	Change	% Change	Absolute Change
Adult Criminal	83	▼	+3.8%	+3
Child Dependency	0	▼	-100.0%	-6
Custody and Visitation	114	▲	+17.5%	+17
Delinquency	34	▲	+17.2%	+5
New to Workload Study	3	↔		0
Other	16	▲	+77.8%	+7
Protective Orders	34	▲	+9.7%	+3
Support	32	▲	+6.7%	+2
Traffic	18	▲	+800.0%	+16
GRAND TOTAL	334	▲	16.4%	+47

* Compared to same time period as previous year
 3/11/2024 12:17:33PM

** Case Type Categories are defined in the 2017 Virginia Judicial Workload Assessment
 Source: SCV-SQL-Information

2024 Overall GRAND TOTAL		Distribution of Caseload		Change*		Percentage (%) of Caseload			
	47	Adult	30	64%	30.4% ▲	+7	Adult	2023: 65.7%	2024: 63.8%
		Juvenile	17	36%	41.7% ▲	+5	Juvenile	34.3%	36.2%
		GRAND TOTAL	47	100%	34.3% ▲	+12	GRAND TOTAL	100%	100%

Dispositions by Division & Code

Division	Case Type Description	Code	Summary	Change	% Change	Absolute Change
Adult	Civil Support	VS	12	▲	+500.0%	+10
	Capias	CA	5	▲	-	+5
	Misdemeanor	CM	4	▼	-33.3%	-2
	Other	OT	4	▼	-42.9%	-3
	Family Abuse - Protective Order	FP	2	▲	+100.0%	+1
	Show Cause	SC	2	▼	-33.3%	-1
	Felony	CF	1	▼	-75.0%	-3
	Total			30	▲	30.4%
Juvenile	Custody Visitation	CV	15	▲	+114.3%	+8
	Misdemeanor	DM	1	↔	-	-
	Traffic	T	1	▼	-50.0%	-1
	Paternity	PT	0	▼	-100.0%	-2
	Total			17	▲	41.7%
GRAND TOTAL			47	▲	34.3%	+12

Dispositions by Major Case Category**

Category	Summary	Change	% Change	Absolute Change
Adult Criminal	6	▼	-45.5%	-5
Custody and Visitation	15	▲	+66.7%	+6
Delinquency	1	↔	-	0
Other	4	▼	-42.9%	-3
Protective Orders	2	▲	+100.0%	+1
Support	18	▲	+350.0%	+14
Traffic	1	▼	-50.0%	-1
GRAND TOTAL	47	▲	34.3%	+12

* Compared to same time period as previous year
 3/11/2024 12:17:33PM

** Case Type Categories are defined in the 2017 Virginia Judicial Workload Assessment
 Source: SCV-SQL-Information

2024 Overall GRAND TOTAL		Distribution of Caseload		Change*		Percentage (%) of Caseload			
121 +21 21.0% 		Adult	47	39%	-7.8% ▼	-4	Adult	51.0%	38.8%
		Juvenile	74	61%	51.0% ▲	+25	Juvenile	49.0%	61.2%
		GRAND TOTAL	121	100%	21.0% ▲	+21	GRAND TOTAL	100%	100%

Dispositions by Division & Code

Division	Case Type Description	Code	Summary	Change	% Change	Absolute Change
Adult	Show Cause	SC	16	▲	+6.7%	+1
	Misdemeanor	CM	13	▲	+44.4%	+4
	Civil Support	VS	9	▼	-25.0%	-3
	Family Abuse - Protective Order	FP	4	▼	-33.3%	-2
	Capias	CA	2	▼	-60.0%	-3
	Other	OT	2	↔		-
	Felony	CF	1	↔		-
	Motion - Protective Order	MP	0	▼	-100.0%	-1
	Total		47	▼	-7.8%	-4
Juvenile	Custody Visitation	CV	35	▲	+118.8%	+19
	Abuse and Neglect	AN	10	▲	+900.0%	+9
	Felony	DF	6	▲	+500.0%	+5
	Misdemeanor	DM	6	▼	-25.0%	-2
	Permanency Planning	PH	6	▲	+500.0%	+5
	Foster Care Review	FC	4	▲	+100.0%	+2
	Traffic	T	4	▼	-73.3%	-11
	Status	ST	3	▲	+50.0%	+1
	Remand Custody	RC	0	▼	-100.0%	-1
	Remand Visitation	RV	0	▼	-100.0%	-1
	Truancy	TR	0	▼	-100.0%	-1
	Total		74	▲	51.0%	+25
GRAND TOTAL			121	▲	21.0%	+21

Dispositions by Major Case Category**

Category	Summary	Change	% Change	Absolute Change	
Adult Criminal	26	▼	+30.0%	+6	
Child Dependency	20	▲	+400.0%	+16	
Child in Need of Services/Supervision	0	▼	-100.0%	-1	
Custody and Visitation	35	▲	+118.8%	+19	
Delinquency	12	▲	+33.3%	+3	
Juvenile Miscellaneous	3	▲	+50.0%	+1	
Other	2	▼	-50.0%	-2	
Protective Orders	4	▼	-42.9%	-3	
Support	15	▼	-31.8%	-7	
Traffic	4	▼	-73.3%	-11	
GRAND TOTAL		121	▲	21.0%	+21

* Compared to same time period as previous year
 3/11/2024 12:17:33PM

** Case Type Categories are defined in the 2017 Virginia Judicial Workload Assessment
 Source: SCV-SQL-Information

2024 Overall GRAND TOTAL		Distribution of Caseload		Change*		Percentage (%) of Caseload	
2,398	+175 7.9%	Adult	1,632 68%	10.8% ▲	+159	Adult	66.3% 68.1%
2024		Juvenile	766 32%	2.1% ▲	+16	Juvenile	33.7% 31.9%
2023		GRAND TOTAL	2,398 100%	7.9% ▲	+175	GRAND TOTAL	100% 100%

Dispositions by Division & Code

Division	Case Type Description	Code	Summary	Change	% Change	Absolute Change
Adult	Misdemeanor	CM	450	▲	+11.1%	+45
	Other	OT	293	▲	+9.7%	+26
	Show Cause	SC	281	▲	+28.9%	+63
	Civil Support	VS	192	▼	-9.4%	-20
	Capias	CA	154	▲	+20.3%	+26
	Felony	CF	121	▲	+1.7%	+2
	Family Abuse - Protective Order	FP	117	▲	+17.0%	+17
	Violation of Protective Order	PV	10	↔		-
	Motion - Protective Order	MP	6	▲	+50.0%	+2
	Non-Family Abuse Protective Order	AP	6	↔		-
	Bond Forfeiture	BF	1	↔		-
	Remand Support	RS	1	▼	-50.0%	-1
	Restricted License for Non-Support	SL	0	▼	-100.0%	-1
	Total		1,632	▲	10.8%	+159
Juvenile	Custody Visitation	CV	406	▼	-14.2%	-67
	Misdemeanor	DM	91	▲	+31.9%	+22
	Felony	DF	34	▲	+3.0%	+1
	Truancy	TR	34	▲	+6.3%	+2
	Abuse and Neglect	AN	23	▲	+130.0%	+13
	Civil Violation	CI	20	▲	-	+20
	Foster Care Review	FC	20	▲	+53.8%	+7
	Initial Foster Care	IF	17	▲	+466.7%	+14
	Non-Family Abuse Protective Order	AP	15	▲	+275.0%	+11
	Status	ST	15	▲	-25.0%	-5
	Permanency Planning	PH	14	▲	+7.7%	+1
	Traffic	T	14	▲	+27.3%	+3
	Child In Need of Services	CS	13	▲	+225.0%	+9
	Other	OT	13	▲	+225.0%	+9
	Paternity	PT	12	▲	+33.3%	+3
	Mental Commitment	MC	6	▼	-79.3%	-23
	Temporary Detention Order	TD	5	▲	+66.7%	+2
	Family Abuse - Protective Order	FP	4	▲	-	+4
	Show Cause	SC	4	▲	+100.0%	+2
	Special Immigrant Juvenile Status	SI	3	▲	-	+3
	Emergency Custody Order	EC	2	▼	-33.3%	-1
	Voluntary Continuing Services and Support Agreem	VA	1	▲	-	+1
	Remand Custody	RC	0	▼	-100.0%	-5
Terminate Parental Rights	TP	0	▼	-100.0%	-10	
	Total		766	▲	2.1%	+16
	GRAND TOTAL		2,398	▲	7.9%	+175

Dispositions by Major Case Category**

Category	Summary	Change	% Change	Absolute Change
Adult Criminal	926	▲	+18.4%	+144
Child Dependency	75	▲	+53.1%	+26
Child in Need of Services/Supervision	47	▲	+30.6%	+11
Custody and Visitation	418	▲	-13.3%	-64
Delinquency	129	▲	+24.0%	+25

* Compared to same time period as previous year
 3/11/2024 12:17:33PM

** Case Type Categories are defined in the 2017 Virginia Judicial Workload Assessment
 Source: SCV-SQL-Information

Juvenile Miscellaneous	15	▲	-25.0%	-5
New to Workload Study	23	▲	-	+23
Other	320	▲	+2.2%	+7
Protective Orders	148	▲	+29.8%	+34
Support	283	▼	-9.3%	-29
Traffic	14	▲	+27.3%	+3
GRAND TOTAL	2,398	▲	7.9%	+175

2024 Overall GRAND TOTAL		Distribution of Caseload			Change*		Percentage (%) of Caseload		
1,884 +220 13.2% 		Adult	1,048	56%	6.6% ▲	+65	Adult	59.1%	55.6%
		Juvenile	836	44%	22.8% ▲	+155	Juvenile	40.9%	44.4%
GRAND TOTAL		GRAND TOTAL	1,884	100%	13.2% ▲	+220	GRAND TOTAL	100%	100%

Dispositions by Division & Code

Division	Case Type Description	Code	Summary	Change	% Change	Absolute Change
Adult	Misdemeanor	CM	226	▼	-3.4%	-8
	Show Cause	SC	197	▼	-6.2%	-13
	Other	OT	191	▲	+4.4%	+8
	Civil Support	VS	133	▲	+15.7%	+18
	Capias	CA	132	▲	+23.4%	+25
	Family Abuse - Protective Order	FP	81	▲	+24.6%	+16
	Felony	CF	77	▲	+60.4%	+29
	Violation of Protective Order	PV	4	▼	-55.6%	-5
	Non-Family Abuse Protective Order	AP	3	↔	-	-
	Motion - Protective Order	MP	2	▼	-50.0%	-2
	Remand Support	RS	1	▼	-66.7%	-2
	Return of Desposit (Bondsman)	RD	1	▲	-	+1
	Restricted License for Non-Support	SL	0	▼	-100.0%	-2
Total			1,048	▲	6.6%	+65
Juvenile	Custody Visitation	CV	579	▲	+29.5%	+132
	Misdemeanor	DM	79	▲	+41.1%	+23
	Felony	DF	27	▼	-25.0%	-9
	Status	ST	26	▲	-23.5%	-8
	Truancy	TR	26	▲	+44.4%	+8
	Foster Care Review	FC	15	▲	+87.5%	+7
	Paternity	PT	15	▲	+15.4%	+2
	Permanency Planning	PH	13	↔	-	-
	Traffic	T	12	▼	-20.0%	-3
	Show Cause	SC	11	▲	+175.0%	+7
	Voluntary Continuing Services and Support Agree	VA	8	▲	+300.0%	+6
	Non-Family Abuse Protective Order	AP	7	▼	-12.5%	-1
	Capias	CA	5	▲	+400.0%	+4
	Temporary Detention Order	TD	4	▲	-	+4
	Abuse and Neglect	AN	2	▼	-80.0%	-8
	Family Abuse - Protective Order	FP	2	▲	-	+2
	Initial Foster Care	IF	2	▼	-60.0%	-3
	Other	OT	2	▲	+100.0%	+1
	Relief of Custody	CR	1	↔	-	-
	Child In Need of Services	CS	0	▼	-100.0%	-2
	Civil Violation	CI	0	▼	-100.0%	-1
	Remand Custody	RC	0	▼	-100.0%	-3
	Remand Visitation	RV	0	▼	-100.0%	-3
Total			836	▲	22.8%	+155
GRAND TOTAL			1,884	▲	13.2%	+220

Dispositions by Major Case Category**

Category	Summary	Change	% Change	Absolute Change
Adult Criminal	570	▲	+5.2%	+28
Child Dependency	41	▲	+5.1%	+2
Child in Need of Services/Supervision	26	▼	+30.0%	+6
Custody and Visitation	594	▲	+29.1%	+134
Delinquency	122	▲	+25.8%	+25
Juvenile Miscellaneous	26	▲	-23.5%	-8

* Compared to same time period as previous year
 3/11/2024 12:17:33PM

** Case Type Categories are defined in the 2017 Virginia Judicial Workload Assessment
 Source: SCV-SQL-Information

CPSS - JCMS CASELOAD STATISTICS OF THE JUVENILE & DOMESTIC RELATIONS DISTRICT COURTS
 January 2024 thru February 2024 Dispositions (Compared to January 2023 thru February 2023)

Hampton

District: 8 FIPS: 650

New to Workload Study	0	▼	-100.0%	-1
Other	199	▲	+3.1%	+6
Protective Orders	95	▲	+18.8%	+15
Support	199	▼	+8.7%	+16
Traffic	12	▼	-20.0%	-3
GRAND TOTAL	1,884	▲	13.2%	+220

2024 Overall GRAND TOTAL		Distribution of Caseload		Change*		Percentage (%) of Caseload			
33	-23 -41.1%	Adult	21	64%	-44.7% ▼	-17	Adult	67.9%	63.6%
2024		Juvenile	12	36%	-33.3% ▼	-6	Juvenile	32.1%	36.4%
2023		GRAND TOTAL	33	100%	-41.1% ▼	-23	GRAND TOTAL	100%	100%

Dispositions by Division & Code

Division	Case Type Description	Code	Summary	Change	% Change	Absolute Change
Adult	Civil Support	VS	6	▲	+20.0%	+1
	Misdemeanor	CM	5	▼	-44.4%	-4
	Other	OT	3	▼	-25.0%	-1
	Show Cause	SC	3	▼	-50.0%	-3
	Capias	CA	2	▲	-33.3%	-1
	Felony	CF	1	▼	-85.7%	-6
	Motion - Protective Order	MP	1	↔		-
	Bond Forfeiture	BF	0	▼	-100.0%	-1
	Family Abuse - Protective Order	FP	0	▼	-100.0%	-2
	Total		21	▼	-44.7%	-17
Juvenile	Custody Visitation	CV	12	▼	-7.7%	-1
	Abuse and Neglect	AN	0	▼	-100.0%	-2
	Foster Care Review	FC	0	▼	-100.0%	-1
	Misdemeanor	DM	0	▼	-100.0%	-2
	Total		12	▼	-33.3%	-6
GRAND TOTAL			33	▼	-41.1%	-23

Dispositions by Major Case Category**

Category	Summary	Change	% Change	Absolute Change
Adult Criminal	7	▼	-70.8%	-17
Child Dependency	0	▼	-100.0%	-3
Custody and Visitation	12	▼	-7.7%	-1
Delinquency	0	▼	-100.0%	-2
Other	3	▼	-25.0%	-1
Protective Orders	1	▼	-66.7%	-2
Support	10	▲	+42.9%	+3
GRAND TOTAL	33	▼	-41.1%	-23

* Compared to same time period as previous year
 3/11/2024 12:17:33PM

** Case Type Categories are defined in the 2017 Virginia Judicial Workload Assessment
 Source: SCV-SQL-Information

2024 Overall GRAND TOTAL		Distribution of Caseload		Change*		Percentage (%) of Caseload		
343 +27 8.5% 	Adult Juvenile GRAND TOTAL	190	55%	2.2% ▲	+4	Adult Juvenile GRAND TOTAL	2023	2024
		153	45%	17.7% ▲	+23		58.9%	55.4%
		343	100%	8.5% ▲	+27			100%
								100%

Dispositions by Division & Code

Division	Case Type Description	Code	Summary	Change	% Change	Absolute Change
Adult	Misdemeanor	CM	45	▲	+21.6%	+8
	Other	OT	40	▲	+5.3%	+2
	Show Cause	SC	28	▼	-3.4%	-1
	Civil Support	VS	25	▼	-24.2%	-8
	Family Abuse - Protective Order	FP	22	▼	-12.0%	-3
	Motion - Protective Order	MP	7	▲	+600.0%	+6
	Felony	CF	6	▲	+20.0%	+1
	Capias	CA	5	▼	-66.7%	-10
	Non-Family Abuse Protective Order	AP	4	▲	+100.0%	+2
	Remand Support	RS	4	▲	-	+4
	Violation of Protective Order	PV	4	▲	+300.0%	+3
		Total		190	▲	2.2%
Juvenile	Custody Visitation	CV	87	↔	-	-
	Misdemeanor	DM	17	▲	+142.9%	+10
	Traffic	T	10	▲	+25.0%	+2
	Remand Custody	RC	9	▲	-	+9
	Remand Visitation	RV	9	▲	-	+9
	Temporary Detention Order	TD	6	▲	-	+6
	Status	ST	4	↔	+33.3%	+1
	Child In Need of Services	CS	2	▲	+100.0%	+1
	Motion - Protective Order	MP	2	↔	-	-
	Other	OT	2	▲	-	+2
	Abuse and Neglect	AN	1	↔	-	-
	Felony	DF	1	▼	-92.3%	-12
	Foster Care Review	FC	1	▼	-50.0%	-1
	Initial Foster Care	IF	1	↔	-	-
	Voluntary Continuing Services and Support Agree	VA	1	▲	-	+1
	Non-Family Abuse Protective Order	AP	0	▼	-100.0%	-1
	Permanency Planning	PH	0	▼	-100.0%	-2
	Terminate Parental Rights	TP	0	▼	-100.0%	-2
	Total		153	▲	17.7%	+23
GRAND TOTAL			343	▲	8.5%	+27

Dispositions by Major Case Category**

Category	Summary	Change	% Change	Absolute Change
Adult Criminal	81	▲	+2.5%	+2
Child Dependency	4	▲	-50.0%	-4
Child in Need of Services/Supervision	2	▲	+100.0%	+1
Custody and Visitation	87	↔	-	0
Delinquency	18	▲	-10.0%	-2
Juvenile Miscellaneous	4	↔	+33.3%	+1
Other	70	▲	+84.2%	+32
Protective Orders	35	▲	+12.9%	+4
Support	32	▼	-22.0%	-9
Traffic	10	▲	+25.0%	+2
GRAND TOTAL	343	▲	8.5%	+27

* Compared to same time period as previous year
 3/11/2024 12:17:33PM

** Case Type Categories are defined in the 2017 Virginia Judicial Workload Assessment
 Source: SCV-SQL-Information

2024 Overall GRAND TOTAL		Distribution of Caseload		Change*		Percentage (%) of Caseload		
66	-3 -4.3%	Adult	32 48%	28.0% ▲	+7	Adult	2023 36.2%	2024 48.5%
2024		Juvenile	34 52%	-22.7% ▼	-10	Juvenile	63.8%	51.5%
2023		GRAND TOTAL	66 100%	-4.3% ▼	-3	GRAND TOTAL	100%	100%

Dispositions by Division & Code

Division	Case Type Description	Code	Summary	Change	% Change	Absolute Change
Adult	Other	OT	12	▼	-7.7%	-1
	Civil Support	VS	7	▲	+250.0%	+5
	Family Abuse - Protective Order	FP	5	▼	-16.7%	-1
	Misdemeanor	CM	3	▲	+200.0%	+2
	Show Cause	SC	3	↔		-
	Felony	CF	1	▲	-	+1
	Motion - Protective Order	MP	1	▲	-	+1
	Total			32	▲	28.0%
Juvenile	Custody Visitation	CV	17	▼	-54.1%	-20
	Abuse and Neglect	AN	4	▲	-	+4
	Foster Care Review	FC	4	▲	-	+4
	Misdemeanor	DM	4	▲	+300.0%	+3
	Non-Family Abuse Protective Order	AP	2	▲	-	+2
	Other	OT	2	▲	-	+2
	Traffic	T	1	▼	-75.0%	-3
	Child In Need of Services	CS	0	▼	-100.0%	-1
	Truancy	TR	0	▼	-100.0%	-1
Total			34	▼	-22.7%	-10
GRAND TOTAL			66	▼	-4.3%	-3

Dispositions by Major Case Category**

Category	Summary	Change	% Change	Absolute Change
Adult Criminal	7	▲	+75.0%	+3
Child Dependency	8	▲	-	+8
Child in Need of Services/Supervision	0	▼	-100.0%	-2
Custody and Visitation	17	▼	-54.1%	-20
Delinquency	4	▲	+300.0%	+3
Other	14	▲	+7.7%	+1
Protective Orders	8	▲	+33.3%	+2
Support	7	▲	+250.0%	+5
Traffic	1	▼	-75.0%	-3
GRAND TOTAL	66	▼	-4.3%	-3

* Compared to same time period as previous year
 3/11/2024 12:17:33PM

** Case Type Categories are defined in the 2017 Virginia Judicial Workload Assessment
 Source: SCV-SQL-Information

2024 Overall GRAND TOTAL		Distribution of Caseload			Change*		Percentage (%) of Caseload		
248 +85 52.1% 	Adult Juvenile GRAND TOTAL	159	64%	84.9% ▲	+73	52.8%	64.1%		
		89	36%	15.6% ▲	+12	47.2%	35.9%		
		248	100%	52.1% ▲	+85	100%	100%		

Dispositions by Division & Code

Division	Case Type Description	Code	Summary	Change	% Change	Absolute Change
Adult	Misdemeanor	CM	44	▲	+131.6%	+25
	Civil Support	VS	32	▲	+190.9%	+21
	Other	OT	28	▲	+86.7%	+13
	Family Abuse - Protective Order	FP	17	▲	+30.8%	+4
	Felony	CF	16	▲	+220.0%	+11
	Show Cause	SC	13	▲	+62.5%	+5
	Capias	CA	4	↔	-	-
	Violation of Protective Order	PV	4	▲	+300.0%	+3
	Remand Support	RS	1	▲	-	+1
	Motion - Protective Order	MP	0	▼	-100.0%	-3
	Non-Family Abuse Protective Order	AP	0	▼	-100.0%	-7
		Total		159	▲	84.9%
Juvenile	Custody Visitation	CV	47	▼	-16.1%	-9
	Misdemeanor	DM	15	▲	+66.7%	+6
	Traffic	T	9	▲	+50.0%	+3
	Terminate Parental Rights	TP	6	▲	-	+6
	Foster Care Review	FC	4	▲	+33.3%	+1
	Paternity	PT	4	▲	-	+4
	Child In Need of Services	CS	2	▲	-	+2
	Truancy	TR	2	▲	-	+2
	Abuse and Neglect	AN	0	▼	-100.0%	-1
	Show Cause	SC	0	▼	-100.0%	-2
		Total		89	▲	15.6%
GRAND TOTAL			248	▲	52.1%	+85

Dispositions by Major Case Category**

Category	Summary	Change	% Change	Absolute Change	
Adult Criminal	77	▲	+113.9%	+41	
Child Dependency	10	▲	+150.0%	+6	
Child in Need of Services/Supervision	4	▲	-	+4	
Custody and Visitation	51	▲	-8.9%	-5	
Delinquency	15	▼	+36.4%	+4	
Other	29	▲	+93.3%	+14	
Protective Orders	17	▼	-26.1%	-6	
Support	36	▲	+200.0%	+24	
Traffic	9	▲	+50.0%	+3	
GRAND TOTAL		248	▲	52.1%	+85

* Compared to same time period as previous year
 3/11/2024 12:17:33PM

** Case Type Categories are defined in the 2017 Virginia Judicial Workload Assessment
 Source: SCV-SQL-Information

2024 Overall GRAND TOTAL		Distribution of Caseload		Change*		Percentage (%) of Caseload			
64 	+2	Adult	24	38%	-29.4% ▼	-10	Adult	54.8%	37.5%
	3.2%	Juvenile	40	63%	42.9% ▲	+12	Juvenile	45.2%	62.5%
GRAND TOTAL		64	100%	3.2% ▲	+2	GRAND TOTAL		100%	100%

Dispositions by Division & Code

Division	Case Type Description	Code	Summary	Change	% Change	Absolute Change	
Adult	Civil Support	VS	5	▼	-50.0%	-5	
	Other	OT	5	▲	+400.0%	+4	
	Show Cause	SC	5	▼	-54.5%	-6	
	Family Abuse - Protective Order	FP	3	▲	+50.0%	+1	
	Capias	CA	2	▼	-50.0%	-2	
	Misdemeanor	CM	2	▼	-33.3%	-1	
	Motion - Protective Order	MP	1	▲	-	+1	
	Restricted License for Non-Support	SL	1	▲	-	+1	
	Felony	CF	0	▼	-100.0%	-3	
	Total			24	▼	-29.4%	-10
Juvenile	Custody Visitation	CV	16	▼	-33.3%	-8	
	Traffic	T	7	▲	-	+7	
	Abuse and Neglect	AN	6	▲	-	+6	
	Misdemeanor	DM	4	▲	+300.0%	+3	
	Status	ST	3	▲	-	+3	
	Felony	DF	2	▲	-	+2	
	Foster Care Review	FC	1	▲	-	+1	
	Initial Foster Care	IF	1	▲	-	+1	
	Child In Need of Services	CS	0	▼	-100.0%	-1	
	Entrustment	ET	0	▼	-100.0%	-1	
	Motion - Protective Order	MP	0	▼	-100.0%	-1	
	Total			40	▲	42.9%	+12
	GRAND TOTAL			64	▲	3.2%	+2

Dispositions by Major Case Category**

Category	Summary	Change	% Change	Absolute Change	
Adult Criminal	8	▼	-50.0%	-8	
Child Dependency	8	▲	+700.0%	+7	
Child in Need of Services/Supervision	0	▼	-100.0%	-1	
Custody and Visitation	16	▼	-33.3%	-8	
Delinquency	6	▲	+500.0%	+5	
Juvenile Miscellaneous	3	▲	-	+3	
Other	5	▲	+400.0%	+4	
Protective Orders	4	▲	+33.3%	+1	
Support	7	▲	-53.3%	-8	
Traffic	7	▲	-	+7	
GRAND TOTAL		64	▲	3.2%	+2

* Compared to same time period as previous year
 3/11/2024 12:17:33PM

** Case Type Categories are defined in the 2017 Virginia Judicial Workload Assessment
 Source: SCV-SQL-Information

2024 Overall GRAND TOTAL		Distribution of Caseload		Change*		Percentage (%) of Caseload			
93 	+5	Adult	52	56%	20.9% ▲	+9	Adult	48.9%	55.9%
	5.7%	Juvenile	41	44%	-8.9% ▼	-4	Juvenile	51.1%	44.1%
GRAND TOTAL		GRAND TOTAL	93	100%	5.7% ▲	+5	GRAND TOTAL	100%	100%

Dispositions by Division & Code

Division	Case Type Description	Code	Summary	Change	% Change	Absolute Change
Adult	Other	OT	14	▲	+55.6%	+5
	Show Cause	SC	13	▲	+18.2%	+2
	Civil Support	VS	8	↔		-
	Misdemeanor	CM	6	▼	-14.3%	-1
	Family Abuse - Protective Order	FP	4	▲	+100.0%	+2
	Felony	CF	4	▲	+300.0%	+3
	Capias	CA	2	▼	-50.0%	-2
	Remand Support	RS	1	↔		-
	Total			52	▲	20.9%
Juvenile	Custody Visitation	CV	20	▼	-28.6%	-8
	Initial Foster Care	IF	4	▲	-	+4
	Misdemeanor	DM	4	▼	-50.0%	-4
	Foster Care Review	FC	2	▲	-	+2
	Paternity	PT	2	▲	+100.0%	+1
	Remand Visitation	RV	2	▲	-	+2
	Show Cause	SC	2	▲	-	+2
	Status	ST	2	▲	+100.0%	+1
	Civil Violation	CI	1	▲	-	+1
	Remand Custody	RC	1	▲	-	+1
	Traffic	T	1	↔		-
	Felony	DF	0	▼	-100.0%	-4
	Motion - Protective Order	MP	0	▼	-100.0%	-2
	Total			41	▼	-8.9%
GRAND TOTAL			93	▲	5.7%	+5

Dispositions by Major Case Category**

Category	Summary	Change	% Change	Absolute Change	
Adult Criminal	22	▲		0	
Child Dependency	6	▲	-	+6	
Custody and Visitation	22	▲	-24.1%	-7	
Delinquency	6	▲	-50.0%	-6	
Juvenile Miscellaneous	2	▲	+100.0%	+1	
New to Workload Study	1	▲	-	+1	
Other	18	▲	+80.0%	+8	
Protective Orders	4	↔		0	
Support	11	▲	+22.2%	+2	
Traffic	1	↔		0	
GRAND TOTAL		93	▲	5.7%	+5

* Compared to same time period as previous year
 3/11/2024 12:17:33PM

** Case Type Categories are defined in the 2017 Virginia Judicial Workload Assessment
 Source: SCV-SQL-Information

2024 Overall GRAND TOTAL		Distribution of Caseload			Change*		Percentage (%) of Caseload		
166 -14.0% 	-27	Adult	82	49%	-26.8% ▼	-30	Adult	58.0%	49.4%
		Juvenile	84	51%	3.7% ▲	+3	Juvenile	42.0%	50.6%
GRAND TOTAL 166		GRAND TOTAL 100%			-14.0% ▼		GRAND TOTAL 100%		100%

Dispositions by Division & Code

Division	Case Type Description	Code	Summary	Change	% Change	Absolute Change
Adult	Civil Support	VS	22	▲	+46.7%	+7
	Misdemeanor	CM	22	▼	-4.3%	-1
	Other	OT	12	↔		-
	Felony	CF	10	▼	-70.6%	-24
	Family Abuse - Protective Order	FP	7	▼	-12.5%	-1
	Show Cause	SC	5	▼	-37.5%	-3
	Motion - Protective Order	MP	1	▼	-80.0%	-4
	Non-Family Abuse Protective Order	AP	1	↔		-
	Remand Support	RS	1	▲	-	+1
	Violation of Protective Order	PV	1	▲	-	+1
	Capias	CA	0	▼	-100.0%	-6
	Total			82	▼	-26.8%
Juvenile	Custody Visitation	CV	52	▲	+79.3%	+23
	Misdemeanor	DM	12	▼	-36.8%	-7
	Traffic	T	9	▼	-10.0%	-1
	Paternity	PT	4	▲	+300.0%	+3
	Felony	DF	3	↔		-
	Abuse and Neglect	AN	2	▲	+100.0%	+1
	Non-Family Abuse Protective Order	AP	1	↔		-
	Permanency Planning	PH	1	▲	-	+1
	Capias	CA	0	▼	-100.0%	-1
	Child In Need of Services	CS	0	▼	-100.0%	-2
	Foster Care Review	FC	0	▼	-100.0%	-2
	Mental Commitment	MC	0	▼	-100.0%	-2
	Other	OT	0	▼	-100.0%	-1
	Show Cause	SC	0	▼	-100.0%	-2
	Status	ST	0	▼	-100.0%	-5
	Temporary Detention Order	TD	0	▼	-100.0%	-1
	Voluntary Continuing Services and Support Agreem	VA	0	▼	-100.0%	-1
	Total			84	▲	3.7%
GRAND TOTAL			166	▼	-14.0%	-27

Dispositions by Major Case Category**

Category	Summary	Change	% Change	Absolute Change	
Adult Criminal	35	▲	-45.3%	-29	
Child Dependency	3	▲	-25.0%	-1	
Child in Need of Services/Supervision	0	▼	-100.0%	-2	
Custody and Visitation	56	▲	+86.7%	+26	
Delinquency	15	▼	-40.0%	-10	
Juvenile Miscellaneous	0	▼	-100.0%	-5	
Other	13	▲	-18.8%	-3	
Protective Orders	10	▼	-33.3%	-5	
Support	25	▼	+13.6%	+3	
Traffic	9	▼	-10.0%	-1	
GRAND TOTAL		166	▼	-14.0%	-27

* Compared to same time period as previous year
 3/11/2024 12:17:33PM

** Case Type Categories are defined in the 2017 Virginia Judicial Workload Assessment
 Source: SCV-SQL-Information

2024 Overall GRAND TOTAL		Distribution of Caseload		Change*		Percentage (%) of Caseload		
716	+120 20.1%	Adult	425 59%	49.6% ▲	+141	Adult	2023 47.7%	2024 59.4%
2024		Juvenile	291 41%	-6.7% ▼	-21	Juvenile	52.3%	40.6%
2023		GRAND TOTAL	716 100%	20.1% ▲	+120	GRAND TOTAL	100%	100%

Dispositions by Division & Code

Division	Case Type Description	Code	Summary	Change	% Change	Absolute Change
Adult	Misdemeanor	CM	104	▲	+67.7%	+42
	Show Cause	SC	83	▲	+56.6%	+30
	Felony	CF	66	▲	+288.2%	+49
	Civil Support	VS	55	▲	+31.0%	+13
	Other	OT	54	▼		-
	Capias	CA	30	▲	+50.0%	+10
	Family Abuse - Protective Order	FP	17	▼	-5.6%	-1
	Remand Support	RS	7	▼	-22.2%	-2
	Violation of Protective Order	PV	5	▲	+25.0%	+1
	Motion - Protective Order	MP	4	▲	+100.0%	+2
	Bond Forfeiture	BF	0	▼	-100.0%	-3
		Total		425	▲	49.6%
Juvenile	Custody Visitation	CV	135	▼	-20.6%	-35
	Misdemeanor	DM	40	▲	+11.1%	+4
	Show Cause	SC	20	▲	+122.2%	+11
	Remand Custody	RC	13	▼	-7.1%	-1
	Remand Visitation	RV	13	▼	-18.8%	-3
	Felony	DF	10	▲	+25.0%	+2
	Truancy	TR	8	▲	+33.3%	+2
	Permanency Planning	PH	7	▲	+600.0%	+6
	Status	ST	7	▼	-12.5%	-1
	Traffic	T	6	▼	-53.8%	-7
	Foster Care Review	FC	5	▼	-28.6%	-2
	Temporary Detention Order	TD	5	▲	-	+5
	Paternity	PT	4	▼	-50.0%	-4
	Special Immigrant Juvenile Status	SI	4	▲	+300.0%	+3
	Terminate Parental Rights	TP	4	▲	-	+4
	Non-Family Abuse Protective Order	AP	3	▲	+200.0%	+2
	Other	OT	3	▲	-	+3
	Emergency Custody Order	EC	2	↔		-
	Motion - Protective Order	MP	2	▲	+100.0%	+1
	Abuse and Neglect	AN	0	▼	-100.0%	-4
	Civil Violation	CI	0	▼	-100.0%	-3
	Entrustment	ET	0	▼	-100.0%	-1
	Initial Foster Care	IF	0	▼	-100.0%	-3
	Total		291	▼	-6.7%	-21
GRAND TOTAL			716	▲	20.1%	+120

Dispositions by Major Case Category**

Category	Summary	Change	% Change	Absolute Change
Adult Criminal	273	▲	+89.6%	+129
Child Dependency	16	▲		0
Child in Need of Services/Supervision	8	▲	+33.3%	+2
Custody and Visitation	139	▼	-21.9%	-39
Delinquency	70	▲	+32.1%	+17
Juvenile Miscellaneous	7	▼	-12.5%	-1
New to Workload Study	4	▲		0
Other	97	▲	+2.1%	+2

* Compared to same time period as previous year
 3/11/2024 12:17:33PM

** Case Type Categories are defined in the 2017 Virginia Judicial Workload Assessment
 Source: SCV-SQL-Information

CPSS - JCMS CASELOAD STATISTICS OF THE JUVENILE & DOMESTIC RELATIONS DISTRICT COURTS
 January 2024 thru February 2024 Dispositions (Compared to January 2023 thru February 2023)

Protective Orders	26	▲	+18.2%	+4
Support	70	▼	+22.8%	+13
Traffic	6	▼	-53.8%	-7
GRAND TOTAL	716	▲	20.1%	+120

* Compared to same time period as previous year
 3/11/2024 12:17:33PM

** Case Type Categories are defined in the 2017 Virginia Judicial Workload Assessment
 Source: SCV-SQL-Information

2024 Overall GRAND TOTAL		Distribution of Caseload		Change*		Percentage (%) of Caseload			
630 +148 30.7% 	2024 2023	Adult	360	57%	23.3% ▲	+68	Adult	2023	2024
		Juvenile	270	43%	42.1% ▲	+80	Juvenile	60.6%	57.1%
GRAND TOTAL		630	100%	30.7% ▲	+148	GRAND TOTAL	100%	100%	

Dispositions by Division & Code

Division	Case Type Description	Code	Summary	Change	% Change	Absolute Change
Adult	Misdemeanor	CM	94	▲	+34.3%	+24
	Show Cause	SC	94	▲	+224.1%	+65
	Civil Support	VS	61	▲	+48.8%	+20
	Other	OT	30	▲	-23.1%	-9
	Family Abuse - Protective Order	FP	22	▼	-24.1%	-7
	Felony	CF	22	▼	-65.1%	-41
	Capias	CA	19	▲	+375.0%	+15
	Remand Support	RS	9	▼	-25.0%	-3
	Non-Family Abuse Protective Order	AP	5	▲	+400.0%	+4
	Motion - Protective Order	MP	4	▲	+33.3%	+1
	Restricted License for Non-Support	SL	0	▼	-100.0%	-1
Total			360	▲	23.3%	+68
Juvenile	Custody Visitation	CV	142	▲	+22.4%	+26
	Misdemeanor	DM	31	▲	+24.0%	+6
	Felony	DF	23	▲	+666.7%	+20
	Traffic	T	17	▲	+21.4%	+3
	Remand Custody	RC	8	▼	-11.1%	-1
	Remand Visitation	RV	8	▼	-11.1%	-1
	Abuse and Neglect	AN	6	▲	+200.0%	+4
	Other	OT	5	▲	-	+5
	Permanency Planning	PH	5	▲	+400.0%	+4
	Paternity	PT	4	▲	+100.0%	+2
	Terminate Parental Rights	TP	4	▲	-	+4
	Foster Care Review	FC	3	▲	+200.0%	+2
	Initial Foster Care	IF	3	▲	-	+3
	Truancy	TR	3	↔	-	-
	Emergency Custody Order	EC	2	▲	-	+2
	Show Cause	SC	2	▼	-33.3%	-1
	Capias	CA	1	▲	-	+1
	Non-Family Abuse Protective Order	AP	1	▲	-	+1
	Status	ST	1	▲	-	-
	Voluntary Continuing Services and Support Agree	VA	1	▲	-	+1
	Child at Risk	RI	0	▼	-100.0%	-1
Total			270	▲	42.1%	+80
GRAND TOTAL			630	▲	30.7%	+148

Dispositions by Major Case Category**

Category	Summary	Change	% Change	Absolute Change
Adult Criminal	186	▲	+19.2%	+30
Child Dependency	22	▲	+340.0%	+17
Child in Need of Services/Supervision	3	↔	-	0
Custody and Visitation	146	▲	+23.7%	+28
Delinquency	57	▲	+83.9%	+26
Juvenile Miscellaneous	1	▲	-	0
Other	62	▲	-10.1%	-7
Protective Orders	32	▲	-3.0%	-1
Support	104	▲	+100.0%	+52
Traffic	17	▲	+21.4%	+3

* Compared to same time period as previous year
 3/11/2024 12:17:33PM

** Case Type Categories are defined in the 2017 Virginia Judicial Workload Assessment
 Source: SCV-SQL-Information

GRAND TOTAL

630

▲

30.7%

+148

2024 Overall GRAND TOTAL		Distribution of Caseload		Change*		Percentage (%) of Caseload			
<p>2024 217 32.3%</p> <p>2023 164</p>	<p>+53 ↑</p>	Adult	102	47%	12.1% ▲	+11	Adult	55.5%	47.0%
		Juvenile	115	53%	57.5% ▲	+42	Juvenile	44.5%	53.0%
GRAND TOTAL		217	100%	32.3% ▲	+53	GRAND TOTAL	100%	100%	

Dispositions by Division & Code

Division	Case Type Description	Code	Summary	Change	% Change	Absolute Change
Adult	Misdemeanor	CM	27	▲	+80.0%	+12
	Civil Support	VS	21	▲	+23.5%	+4
	Show Cause	SC	18	▲	-14.3%	-3
	Other	OT	11	▼	-45.0%	-9
	Capias	CA	6	▲	-	+6
	Felony	CF	6	▼	-45.5%	-5
	Family Abuse - Protective Order	FP	5	▲	+25.0%	+1
	Motion - Protective Order	MP	5	▲	+150.0%	+3
	Non-Family Abuse Protective Order	AP	1	▲	-	+1
	Remand Support	RS	1	↔	-	-
	Violation of Protective Order	PV	1	▲	-	+1
Total			102	▲	12.1%	+11
Juvenile	Custody Visitation	CV	53	▲	+8.2%	+4
	Misdemeanor	DM	15	▲	+66.7%	+6
	Status	ST	9	▲	-	+9
	Truancy	TR	8	▲	+700.0%	+7
	Traffic	T	5	▲	+150.0%	+3
	Permanency Planning	PH	4	▲	+300.0%	+3
	Remand Visitation	RV	4	▲	+100.0%	+2
	Non-Family Abuse Protective Order	AP	3	▲	-	+3
	Remand Custody	RC	3	▲	+50.0%	+1
	Terminate Parental Rights	TP	3	▲	-	+3
	Felony	DF	2	▲	+100.0%	+1
	Initial Foster Care	IF	2	▲	-	+2
	Paternity	PT	2	▲	-	+2
	Abuse and Neglect	AN	1	▲	-	+1
	Child In Need of Services	CS	1	↔	-	-
	Foster Care Review	FC	0	▼	-100.0%	-3
	Motion - Protective Order	MP	0	▼	-100.0%	-1
	Temporary Detention Order	TD	0	▼	-100.0%	-1
Total			115	▲	57.5%	+42
GRAND TOTAL			217	▲	32.3%	+53

Dispositions by Major Case Category**

Category	Summary	Change	% Change	Absolute Change	
Adult Criminal	52	▲	+62.5%	+20	
Child Dependency	10	▲	+150.0%	+6	
Child in Need of Services/Supervision	9	▲	+350.0%	+7	
Custody and Visitation	55	▲	+12.2%	+6	
Delinquency	17	▲	+70.0%	+7	
Juvenile Miscellaneous	9	▲	-	+9	
Other	19	▲	-26.9%	-7	
Protective Orders	14	▲	+100.0%	+7	
Support	27	▼	-15.6%	-5	
Traffic	5	▲	+150.0%	+3	
GRAND TOTAL		217	▲	32.3%	+53

* Compared to same time period as previous year
 3/11/2024 12:17:33PM

** Case Type Categories are defined in the 2017 Virginia Judicial Workload Assessment
 Source: SCV-SQL-Information

2024 Overall GRAND TOTAL		Distribution of Caseload			Change*		Percentage (%) of Caseload		
124	-5 -3.9%	Adult	66	53%	13.8% ▲	+8	Adult	45.0%	53.2%
2024		Juvenile	58	47%	-18.3% ▼	-13	Juvenile	55.0%	46.8%
2023		GRAND TOTAL	124	100%	-3.9% ▼	-5	GRAND TOTAL	100%	100%

Dispositions by Division & Code

Division	Case Type Description	Code	Summary	Change	% Change	Absolute Change
Adult	Other	OT	14	▲	+16.7%	+2
	Civil Support	VS	13	▲	+18.2%	+2
	Show Cause	SC	13	▼	-31.6%	-6
	Family Abuse - Protective Order	FP	10	▲	+100.0%	+5
	Misdemeanor	CM	9	▲	+80.0%	+4
	Felony	CF	3	▲	+200.0%	+2
	Capias	CA	2	▼	-33.3%	-1
	Non-Family Abuse Protective Order	AP	2	▲	-	+2
	Motion - Protective Order	MP	0	▼	-100.0%	-2
	Total			66	▲	13.8%
Juvenile	Custody Visitation	CV	33	▼	-42.1%	-24
	Traffic	T	10	▲	+400.0%	+8
	Misdemeanor	DM	3	▲	+50.0%	+1
	Felony	DF	2	▲	-	+2
	Show Cause	SC	2	▲	-	+2
	Truancy	TR	2	▲	-	+2
	Abuse and Neglect	AN	1	▼	-75.0%	-3
	Child In Need of Services	CS	1	▲	-	+1
	Foster Care Review	FC	1	▼	-50.0%	-1
	Initial Foster Care	IF	1	▲	-	+1
	Other	OT	1	▲	-	+1
	Temporary Detention Order	TD	1	▼	-50.0%	-1
	Paternity	PT	0	▼	-100.0%	-1
	Permanency Planning	PH	0	▼	-100.0%	-1
	Total			58	▼	-18.3%
GRAND TOTAL			124	▼	-3.9%	-5

Dispositions by Major Case Category**

Category	Summary	Change	% Change	Absolute Change
Adult Criminal	17	▲	-19.0%	-4
Child Dependency	3	▲	-57.1%	-4
Child in Need of Services/Supervision	5	▲	-	+5
Custody and Visitation	33	▼	-43.1%	-25
Delinquency	5	▲	+150.0%	+3
Other	16	▲	+14.3%	+2
Protective Orders	12	▲	+71.4%	+5
Support	23	▲	+27.8%	+5
Traffic	10	▲	+400.0%	+8
GRAND TOTAL	124	▼	-3.9%	-5

* Compared to same time period as previous year
 3/11/2024 12:17:33PM

** Case Type Categories are defined in the 2017 Virginia Judicial Workload Assessment
 Source: SCV-SQL-Information

2024 Overall GRAND TOTAL		Distribution of Caseload		Change*		Percentage (%) of Caseload		
89	-32 -26.4%	Adult	41 46%	-31.7% ▼	-19	Adult	2023 49.6%	2024 46.1%
2024		Juvenile	48 54%	-21.3% ▼	-13	Juvenile	50.4%	53.9%
2023		GRAND TOTAL	89 100%	-26.4% ▼	-32	GRAND TOTAL	100%	100%

Dispositions by Division & Code

Division	Case Type Description	Code	Summary	Change	% Change	Absolute Change
Adult	Misdemeanor	CM	9	▼	-30.8%	-4
	Other	OT	9	▼	-40.0%	-6
	Civil Support	VS	7	▼	-50.0%	-7
	Family Abuse - Protective Order	FP	7	▲	+75.0%	+3
	Motion - Protective Order	MP	4	▲	-	+4
	Felony	CF	2	↔	-	-
	Capias	CA	1	▼	-50.0%	-1
	Non-Family Abuse Protective Order	AP	1	▲	-	+1
	Show Cause	SC	1	▼	-90.0%	-9
		Total		41	▼	-31.7%
Juvenile	Custody Visitation	CV	32	▼	-20.0%	-8
	Relief of Custody	CR	4	▲	-	+4
	Truancy	TR	3	▲	+200.0%	+2
	Temporary Detention Order	TD	2	▲	-	+2
	Child In Need of Services	CS	1	▲	-	+1
	Emergency Custody Order	EC	1	▲	-	+1
	Felony	DF	1	▼	-66.7%	-2
	Misdemeanor	DM	1	▼	-75.0%	-3
	Non-Family Abuse Protective Order	AP	1	▲	-	+1
	Other	OT	1	▲	-	+1
	Permanency Planning	PH	1	▼	-50.0%	-1
	Abuse and Neglect	AN	0	▼	-100.0%	-1
	Foster Care Review	FC	0	▼	-100.0%	-2
	Initial Foster Care	IF	0	▼	-100.0%	-1
	Paternity	PT	0	▼	-100.0%	-1
	Qualified Residential Treatment	QR	0	▼	-100.0%	-1
	Terminate Parental Rights	TP	0	▼	-100.0%	-2
	Traffic	T	0	▼	-100.0%	-3
	Total		48	▼	-21.3%	-13
GRAND TOTAL			89	▼	-26.4%	-32

Dispositions by Major Case Category**

Category	Summary	Change	% Change	Absolute Change		
Adult Criminal	13	▼	-45.8%	-11		
Child Dependency	5	▲	-44.4%	-4		
Child in Need of Services/Supervision	4	▲	+300.0%	+3		
Custody and Visitation	32	▼	-22.0%	-9		
Delinquency	2	▼	-71.4%	-5		
Other	13	▲	-13.3%	-2		
Protective Orders	13	▲	+225.0%	+9		
Support	7	▼	-58.8%	-10		
Traffic	0	▼	-100.0%	-3		
GRAND TOTAL			89	▼	-26.4%	-32

* Compared to same time period as previous year
 3/11/2024 12:17:33PM

** Case Type Categories are defined in the 2017 Virginia Judicial Workload Assessment
 Source: SCV-SQL-Information

2024 Overall GRAND TOTAL		Distribution of Caseload		Change*		Percentage (%) of Caseload		
69	-7 -9.2%	Adult	37 54%	-21.3% ▼	-10	Adult	2023 61.8%	2024 53.6%
2024		Juvenile	32 46%	10.3% ▲	+3	Juvenile	38.2%	46.4%
2023		GRAND TOTAL	69 100%	-9.2% ▼	-7	GRAND TOTAL	100%	100%

Dispositions by Division & Code

Division	Case Type Description	Code	Summary	Change	% Change	Absolute Change
Adult	Civil Support	VS	9	▲	+80.0%	+4
	Show Cause	SC	8	▼	-42.9%	-6
	Family Abuse - Protective Order	FP	6	▲	+500.0%	+5
	Other	OT	5	▼	-16.7%	-1
	Capias	CA	4	▼	-42.9%	-3
	Misdemeanor	CM	4	▼	-63.6%	-7
	Violation of Protective Order	PV	1	▲	-	+1
	Felony	CF	0	▼	-100.0%	-1
	Non-Family Abuse Protective Order	AP	0	▼	-100.0%	-1
	Restricted License for Non-Support	SL	0	▼	-100.0%	-1
	Total		37	▼	-21.3%	-10
Juvenile	Custody Visitation	CV	24	▲	+41.2%	+7
	Motion - Protective Order	MP	3	▲	-	+3
	Misdemeanor	DM	2	▲	-	+2
	Abuse and Neglect	AN	1	▼	-87.5%	-7
	Child In Need of Services	CS	1	▲	-	+1
	Traffic	T	1	↔	-	-
	Foster Care Review	FC	0	▼	-100.0%	-1
	Paternity	PT	0	▼	-100.0%	-1
	Temporary Detention Order	TD	0	▼	-100.0%	-1
	Total		32	▲	10.3%	+3
GRAND TOTAL			69	▼	-9.2%	-7

Dispositions by Major Case Category**

Category	Summary	Change	% Change	Absolute Change
Adult Criminal	15	▲	-46.4%	-13
Child Dependency	1	▼	-88.9%	-8
Child in Need of Services/Supervision	1	▲	-	+1
Custody and Visitation	24	▼	+33.3%	+6
Delinquency	2	▲	-	+2
Other	5	▼	-28.6%	-2
Protective Orders	9	▲	+350.0%	+7
Support	11	▼	-	0
Traffic	1	↔	-	0
GRAND TOTAL		69	▼	-9.2%

* Compared to same time period as previous year
 3/11/2024 12:17:33PM

** Case Type Categories are defined in the 2017 Virginia Judicial Workload Assessment
 Source: SCV-SQL-Information

2024 Overall GRAND TOTAL		Distribution of Caseload		Change*		Percentage (%) of Caseload			
365 -78 -17.6% 		Adult	227	62%	-12.4% ▼	-32	Adult	58.5%	62.2%
		Juvenile	138	38%	-25.0% ▼	-46	Juvenile	41.5%	37.8%
		GRAND TOTAL	365	100%	-17.6% ▼	-78	GRAND TOTAL	100%	100%

Dispositions by Division & Code

Division	Case Type Description	Code	Summary	Change	% Change	Absolute Change
Adult	Misdemeanor	CM	69	▲	+3.0%	+2
	Civil Support	VS	46	▼	-8.0%	-4
	Other	OT	36	▲	+28.6%	+8
	Show Cause	SC	35	▼	-55.1%	-43
	Family Abuse - Protective Order	FP	18	▲	+50.0%	+6
	Felony	CF	10	▼	-9.1%	-1
	Capias	CA	9	↔		-
	Motion - Protective Order	MP	1	↔		-
	Restricted License for Non-Support	SL	1	▲	-	+1
	Violation Family Abuse Protective Order	PS	1	▲	-	+1
	Violation of Protective Order	PV	1	▲	-	+1
	Criminal Support	CS	0	▼	-100.0%	-2
	Remand Support	RS	0	▼	-100.0%	-1
	Total		227	▼	-12.4%	-32
Juvenile	Custody Visitation	CV	95	▲	+28.4%	+21
	Misdemeanor	DM	11	▼	-77.1%	-37
	Traffic	T	9	▲	+80.0%	+4
	Felony	DF	5	▼	-66.7%	-10
	Paternity	PT	4	▼	-60.0%	-6
	Non-Family Abuse Protective Order	AP	3	▲	+200.0%	+2
	Voluntary Continuing Services and Support Agree	VA	3	↔		-
	Motion - Protective Order	MP	2	▼	-50.0%	-2
	Civil Violation	CI	1	▲	-	+1
	Foster Care Review	FC	1	▼	-75.0%	-3
	Permanency Planning	PH	1	▼	-75.0%	-3
	Qualified Residential Treatment	QR	1	▲	-	+1
	Relief of Custody	CR	1	▲	-	+1
	Truancy	TR	1	▼	-50.0%	-1
	Abuse and Neglect	AN	0	▼	-100.0%	-2
	Emergency Custody Order	EC	0	▼	-100.0%	-2
	Other	OT	0	▼	-100.0%	-1
	Remand Custody	RC	0	▼	-100.0%	-4
	Show Cause	SC	0	▼	-100.0%	-2
	Status	ST	0	▼	-100.0%	-1
Terminate Parental Rights	TP	0	▼	-100.0%	-2	
	Total		138	▼	-25.0%	-46
GRAND TOTAL			365	▼	-17.6%	-78

Dispositions by Major Case Category**

Category	Summary	Change	% Change	Absolute Change
Adult Criminal	114	▲	-13.0%	-17
Child Dependency	7	▲	-53.3%	-8
Child in Need of Services/Supervision	1	▼	-50.0%	-1
Custody and Visitation	99	▼	+17.9%	+15
Delinquency	16	▼	-75.4%	-49
Juvenile Miscellaneous	0	▼	-100.0%	-1
New to Workload Study	1	▲	-	+1
Other	36	▼		0

* Compared to same time period as previous year
 3/11/2024 12:17:33PM

** Case Type Categories are defined in the 2017 Virginia Judicial Workload Assessment
 Source: SCV-SQL-Information

CPSS - JCMS CASELOAD STATISTICS OF THE JUVENILE & DOMESTIC RELATIONS DISTRICT COURTS
 January 2024 thru February 2024 Dispositions (Compared to January 2023 thru February 2023)

Protective Orders	24	▲	+33.3%	+6
Support	58	▲	-32.6%	-28
Traffic	9	▲	+80.0%	+4
GRAND TOTAL	365	▼	-17.6%	-78

2024 Overall GRAND TOTAL		Distribution of Caseload		Change*		Percentage (%) of Caseload			
133 +6 4.7% 		Adult	61	46%	-23.8% ▼	-19	Adult	63.0%	45.9%
		Juvenile	72	54%	53.2% ▲	+25	Juvenile	37.0%	54.1%
		GRAND TOTAL	133	100%	4.7% ▲	+6	GRAND TOTAL	100%	100%

Dispositions by Division & Code

Division	Case Type Description	Code	Summary	Change	% Change	Absolute Change
Adult	Misdemeanor	CM	16	▲	+100.0%	+8
	Civil Support	VS	11	▼	-63.3%	-19
	Show Cause	SC	11	▼	-38.9%	-7
	Other	OT	10	▲	+25.0%	+2
	Family Abuse - Protective Order	FP	7	▼	-22.2%	-2
	Felony	CF	2	↔	-	-
	Violation of Protective Order	PV	2	▲	-	+2
	Capias	CA	1	▼	-75.0%	-3
	Non-Family Abuse Protective Order	AP	1	▲	-	+1
	Motion - Protective Order	MP	0	▼	-100.0%	-1
	Total		61	▼	-23.8%	-19
Juvenile	Custody Visitation	CV	35	▲	+25.0%	+7
	Misdemeanor	DM	11	▲	+22.2%	+2
	Permanency Planning	PH	4	▲	-	+4
	Non-Family Abuse Protective Order	AP	3	▲	+200.0%	+2
	Paternity	PT	3	▲	+50.0%	+1
	Status	ST	3	▲	-	+3
	Entrustment	ET	2	▲	-	+2
	Felony	DF	2	▲	+100.0%	+1
	Show Cause	SC	2	▲	-	+2
	Traffic	T	2	▲	+100.0%	+1
	Truancy	TR	2	▲	+100.0%	+1
	Child In Need of Services	CS	1	↔	-	-
	Family Abuse - Protective Order	FP	1	▲	-	+1
	Voluntary Continuing Services and Support Agreen	VA	1	▲	-	+1
	Foster Care Review	FC	0	▼	-100.0%	-2
	Other	OT	0	▼	-100.0%	-1
		Total		72	▲	53.2%
GRAND TOTAL			133	▲	4.7%	+6

Dispositions by Major Case Category**

Category	Summary	Change	% Change	Absolute Change
Adult Criminal	28	▲	-3.4%	-1
Child Dependency	7	▲	+250.0%	+5
Child in Need of Services/Supervision	3	▲	+50.0%	+1
Custody and Visitation	38	▲	+26.7%	+8
Delinquency	15	▲	+50.0%	+5
Juvenile Miscellaneous	3	▲	-	+3
Other	10	▼	+11.1%	+1
Protective Orders	12	▲	+9.1%	+1
Support	15	▼	-54.5%	-18
Traffic	2	▲	+100.0%	+1
GRAND TOTAL	133	▲	4.7%	+6

* Compared to same time period as previous year
 3/11/2024 12:17:33PM

** Case Type Categories are defined in the 2017 Virginia Judicial Workload Assessment
 Source: SCV-SQL-Information

2024 Overall GRAND TOTAL		Distribution of Caseload		Change*		Percentage (%) of Caseload		
308	-18 -5.5%	Adult	141 46%	-22.5% ▼	-41	Adult	2023 55.8%	2024 45.8%
2024		Juvenile	167 54%	16.0% ▲	+23	Juvenile	44.2%	54.2%
2023		GRAND TOTAL	308 100%	-5.5% ▼	-18	GRAND TOTAL	100%	100%

Dispositions by Division & Code

Division	Case Type Description	Code	Summary	Change	% Change	Absolute Change
Adult	Civil Support	VS	37	▼	-26.0%	-13
	Show Cause	SC	27	▲	-15.6%	-5
	Misdemeanor	CM	24	▼	-41.5%	-17
	Other	OT	24	▲	+14.3%	+3
	Family Abuse - Protective Order	FP	11	▼	-8.3%	-1
	Capias	CA	6	▼	-33.3%	-3
	Felony	CF	6	▼	-25.0%	-2
	Protective Order	PC	2	▲	-	+2
	Motion - Protective Order	MP	1	▼	-50.0%	-1
	Remand Support	RS	1	↔	-	-
	Violation Family Abuse Protective Order	PS	1	▲	-	+1
	Violation of Protective Order	PV	1	▼	-50.0%	-1
	Bond Forfeiture	BF	0	▼	-100.0%	-1
	Non-Family Abuse Protective Order	AP	0	▼	-100.0%	-2
Restricted License for Non-Support	SL	0	▼	-100.0%	-1	
	Total		141	▼	-22.5%	-41
Juvenile	Custody Visitation	CV	82	▲	+17.1%	+12
	Misdemeanor	DM	23	▲	+21.1%	+4
	Motion - Protective Order	MP	16	▲	+6.7%	+1
	Paternity	PT	11	▲	+175.0%	+7
	Traffic	T	7	↔	-	-
	Abuse and Neglect	AN	5	▲	+400.0%	+4
	Child In Need of Services	CS	5	▲	+150.0%	+3
	Felony	DF	3	▼	-66.7%	-6
	Status	ST	3	↔	-	-
	Foster Care Review	FC	2	▲	+100.0%	+1
	Initial Foster Care	IF	2	▲	+100.0%	+1
	Permanency Planning	PH	2	▼	-33.3%	-1
	Terminate Parental Rights	TP	2	↔	-	-
	Emergency Custody Order	EC	1	▲	-	+1
	Remand Custody	RC	1	▼	-50.0%	-1
	Remand Visitation	RV	1	▼	-50.0%	-1
	Voluntary Continuing Services and Support Agreem	VA	1	▲	-	+1
	Entrustment	ET	0	▼	-100.0%	-2
	Relief of Custody	CR	0	▼	-100.0%	-1
	Total		167	▲	16.0%	+23
	GRAND TOTAL		308	▼	-5.5%	-18

Dispositions by Major Case Category**

Category	Summary	Change	% Change	Absolute Change
Adult Criminal	56	▲	-21.1%	-15
Child Dependency	14	▲	+27.3%	+3
Child in Need of Services/Supervision	5	▲	+150.0%	+3
Custody and Visitation	93	▲	+25.7%	+19
Delinquency	26	▼	-7.1%	-2
Juvenile Miscellaneous	3	↔	-	0
Other	28	▲	+7.7%	+2
Protective Orders	28	▼	-9.7%	-3

* Compared to same time period as previous year
 3/11/2024 12:17:33PM

** Case Type Categories are defined in the 2017 Virginia Judicial Workload Assessment
 Source: SCV-SQL-Information

Support	48	▼	-34.2%	-25
Traffic	7	↔		0
GRAND TOTAL	308	▼	-5.5%	-18

2024 Overall GRAND TOTAL		Distribution of Caseload		Change*		Percentage (%) of Caseload			
	177	Adult	92	52%	8.2% ▲	+7	Adult	55.9%	52.0%
		Juvenile	85	48%	26.9% ▲	+18	Juvenile	44.1%	48.0%
		GRAND TOTAL	177	100%	16.4% ▲	+25	GRAND TOTAL	100%	100%

Dispositions by Division & Code

Division	Case Type Description	Code	Summary	Change	% Change	Absolute Change
Adult	Civil Support	VS	30	▲	+3.4%	+1
	Misdemeanor	CM	16	▲	+45.5%	+5
	Show Cause	SC	13	▲	-40.9%	-9
	Other	OT	12	▼	-7.7%	-1
	Capias	CA	8	▲	+300.0%	+6
	Family Abuse - Protective Order	FP	8	▲	+60.0%	+3
	Felony	CF	2	↔		-
	Non-Family Abuse Protective Order	AP	2	▲	-	+2
	Motion - Protective Order	MP	1	↔		-
		Total		92	▲	8.2%
Juvenile	Custody Visitation	CV	63	▲	+40.0%	+18
	Traffic	T	6	▼	-14.3%	-1
	Misdemeanor	DM	5	▼	-16.7%	-1
	Felony	DF	4	▲	+33.3%	+1
	Paternity	PT	2	↔		-
	Child In Need of Services	CS	1	▲	-	+1
	Emergency Custody Order	EC	1	▲	-	+1
	Foster Care Review	FC	1	▲	-	+1
	Motion - Protective Order	MP	1	▲	-	+1
	Temporary Detention Order	TD	1	↔		-
Abuse and Neglect	AN	0	▼	-100.0%	-3	
	Total		85	▲	26.9%	+18
GRAND TOTAL			177	▲	16.4%	+25

Dispositions by Major Case Category**

Category	Summary	Change	% Change	Absolute Change		
Adult Criminal	34	▲	+112.5%	+18		
Child Dependency	1	▲	-66.7%	-2		
Child in Need of Services/Supervision	1	▲	-	+1		
Custody and Visitation	65	▲	+38.3%	+18		
Delinquency	9	▲		0		
Other	14	▲		0		
Protective Orders	12	▲	+100.0%	+6		
Support	35	▼	-30.0%	-15		
Traffic	6	▼	-14.3%	-1		
GRAND TOTAL			177	▲	16.4%	+25

* Compared to same time period as previous year
 3/11/2024 12:17:33PM

** Case Type Categories are defined in the 2017 Virginia Judicial Workload Assessment
 Source: SCV-SQL-Information

2024 Overall GRAND TOTAL		Distribution of Caseload		Change*		Percentage (%) of Caseload		
137 +15 12.3% 	Adult	72	53%	35.8% ▲	+19	Adult	2023 43.4%	2024 52.6%
	Juvenile	65	47%	-5.8% ▼	-4	Juvenile	56.6%	47.4%
GRAND TOTAL		137	100%	12.3% ▲	+15	GRAND TOTAL	100%	100%

Dispositions by Division & Code

Division	Case Type Description	Code	Summary	Change	% Change	Absolute Change
Adult	Show Cause	SC	28	▲	+211.1%	+19
	Civil Support	VS	20	▲	+150.0%	+12
	Misdemeanor	CM	10	▲	+100.0%	+5
	Other	OT	9	▼	-47.1%	-8
	Capias	CA	3	▼	-57.1%	-4
	Felony	CF	2	▲	-	+2
	Family Abuse - Protective Order	FP	0	▼	-100.0%	-4
	Motion - Protective Order	MP	0	▼	-100.0%	-1
	Remand Support	RS	0	▼	-100.0%	-1
	Restricted License for Non-Support	SL	0	▼	-100.0%	-1
Total			72	▲	35.8%	+19
Juvenile	Custody Visitation	CV	45	▼	-10.0%	-5
	Show Cause	SC	9	▲	-	+9
	Truancy	TR	4	▲	+300.0%	+3
	Misdemeanor	DM	3	▲	+50.0%	+1
	Child In Need of Services	CS	1	▲	-	+1
	Initial Foster Care	IF	1	▲	-	+1
	Terminate Parental Rights	TP	1	▲	-	+1
	Traffic	T	1	▼	-80.0%	-4
	Capias	CA	0	▼	-100.0%	-1
	Foster Care Review	FC	0	▼	-100.0%	-1
	Non-Family Abuse Protective Order	AP	0	▼	-100.0%	-2
	Other	OT	0	▼	-100.0%	-2
	Permanency Planning	PH	0	▼	-100.0%	-3
	Qualified Residential Treatment	QR	0	▼	-100.0%	-2
	Total			65	▼	-5.8%
GRAND TOTAL			137	▲	12.3%	+15

Dispositions by Major Case Category**

Category	Summary	Change	% Change	Absolute Change	
Adult Criminal	41	▲	+141.2%	+24	
Child Dependency	2	▲	-66.7%	-4	
Child in Need of Services/Supervision	5	▲	+400.0%	+4	
Custody and Visitation	45	▼	-10.0%	-5	
Delinquency	12	▲	+300.0%	+9	
Other	9	▼	-55.0%	-11	
Protective Orders	0	▼	-100.0%	-7	
Support	22	▼	+69.2%	+9	
Traffic	1	▼	-80.0%	-4	
GRAND TOTAL		137	▲	12.3%	+15

* Compared to same time period as previous year
 3/11/2024 12:17:33PM

** Case Type Categories are defined in the 2017 Virginia Judicial Workload Assessment
 Source: SCV-SQL-Information

2024 Overall GRAND TOTAL		Distribution of Caseload		Change*		Percentage (%) of Caseload		
351	+32 10.0%	Adult	158 45%	-13.7% ▼	-25	Adult	57.4%	45.0%
2024		Juvenile	193 55%	41.9% ▲	+57	Juvenile	42.6%	55.0%
2023		GRAND TOTAL	351 100%	10.0% ▲	+32	GRAND TOTAL	100%	100%

Dispositions by Division & Code

Division	Case Type Description	Code	Summary	Change	% Change	Absolute Change
Adult	Civil Support	VS	40	▼	-7.0%	-3
	Misdemeanor	CM	38	▼	-7.3%	-3
	Show Cause	SC	27	▲	+8.0%	+2
	Other	OT	26	▼	-33.3%	-13
	Capias	CA	11	▲	+37.5%	+3
	Family Abuse - Protective Order	FP	7	▼	-30.0%	-3
	Felony	CF	7	▼	-53.3%	-8
	Motion - Protective Order	MP	1	▲	-	+1
	Non-Family Abuse Protective Order	AP	1	▼	-50.0%	-1
		Total		158	▼	-13.7%
Juvenile	Custody Visitation	CV	125	▲	+16.8%	+18
	Misdemeanor	DM	22	▲	+144.4%	+13
	Traffic	T	16	▲	+14.3%	+2
	Felony	DF	15	▲	-	+15
	Paternity	PT	4	▲	+300.0%	+3
	Terminate Parental Rights	TP	4	▲	-	+4
	Child In Need of Services	CS	2	▲	-	+2
	Capias	CA	1	▲	-	+1
	Civil Violation	CI	1	▲	-	+1
	Permanency Planning	PH	1	▲	-	+1
	Show Cause	SC	1	↔	-	-
	Temporary Detention Order	TD	1	↔	-	-
	Abuse and Neglect	AN	0	▼	-100.0%	-1
	Foster Care Review	FC	0	▼	-100.0%	-2
		Total		193	▲	41.9%
GRAND TOTAL			351	▲	10.0%	+32

Dispositions by Major Case Category**

Category	Summary	Change	% Change	Absolute Change	
Adult Criminal	68	▼	-13.9%	-11	
Child Dependency	5	▲	+66.7%	+2	
Child in Need of Services/Supervision	2	▲	-	+2	
Custody and Visitation	129	▲	+19.4%	+21	
Delinquency	39	▲	+290.0%	+29	
New to Workload Study	1	▲	-	+1	
Other	27	▼	-32.5%	-13	
Protective Orders	9	▲	-25.0%	-3	
Support	55	▲	+3.8%	+2	
Traffic	16	▲	+14.3%	+2	
GRAND TOTAL		351	▲	10.0%	+32

* Compared to same time period as previous year
 3/11/2024 12:17:33PM

** Case Type Categories are defined in the 2017 Virginia Judicial Workload Assessment
 Source: SCV-SQL-Information

2024 Overall GRAND TOTAL		Distribution of Caseload			Change*		Percentage (%) of Caseload		
137 -39 -22.2% 	Adult	67	49%	-27.2%	▼	-25	Adult	2023	2024
	Juvenile	70	51%	-16.7%	▼	-14	Juvenile	52.3%	48.9%
GRAND TOTAL		137	100%	-22.2%	▼	-39	GRAND TOTAL	100%	100%

Dispositions by Division & Code

Division	Case Type Description	Code	Summary	Change	% Change	Absolute Change
Adult	Civil Support	VS	16	▼	-11.1%	-2
	Misdemeanor	CM	14	▼	-26.3%	-5
	Other	OT	11	▼	-42.1%	-8
	Capias	CA	9	▲	-	-
	Show Cause	SC	8	▼	-57.9%	-11
	Felony	CF	3	▼	-40.0%	-2
	Violation of Protective Order	PV	3	▲	-	+3
	Family Abuse - Protective Order	FP	2	▼	-33.3%	-1
	Protective Order	PC	1	▲	-	+1
Total			67	▼	-27.2%	-25
Juvenile	Custody Visitation	CV	28	▼	-45.1%	-23
	Misdemeanor	DM	10	▲	+100.0%	+5
	Felony	DF	7	▲	+250.0%	+5
	Show Cause	SC	5	▼	-50.0%	-5
	Traffic	T	5	▲	+66.7%	+2
	Civil Violation	CI	4	▲	-	+4
	Truancy	TR	4	▲	+300.0%	+3
	Paternity	PT	2	↔	-	-
	Voluntary Continuing Services and Support Agreen	VA	2	▼	-33.3%	-1
	Abuse and Neglect	AN	1	↔	-	-
	Child In Need of Services	CS	1	▲	-	+1
	Terminate Parental Rights	TP	1	▲	-	+1
	Foster Care Review	FC	0	▼	-100.0%	-3
	Initial Foster Care	IF	0	▼	-100.0%	-1
	Qualified Residential Treatment	QR	0	▼	-100.0%	-1
	Remand Custody	RC	0	▼	-100.0%	-1
Total			70	▼	-16.7%	-14
GRAND TOTAL			137	▼	-22.2%	-39

Dispositions by Major Case Category**

Category	Summary	Change	% Change	Absolute Change	
Adult Criminal	38	▲	-2.6%	-1	
Child Dependency	4	▲	-55.6%	-5	
Child in Need of Services/Supervision	5	▲	+400.0%	+4	
Custody and Visitation	30	▼	-43.4%	-23	
Delinquency	22	▲	+29.4%	+5	
New to Workload Study	4	▲	-	+4	
Other	11	▼	-45.0%	-9	
Protective Orders	2	▼	-33.3%	-1	
Support	16	▼	-48.4%	-15	
Traffic	5	▲	+66.7%	+2	
GRAND TOTAL		137	▼	-22.2%	-39

* Compared to same time period as previous year
 3/11/2024 12:17:33PM

** Case Type Categories are defined in the 2017 Virginia Judicial Workload Assessment
 Source: SCV-SQL-Information

2024 Overall GRAND TOTAL		Distribution of Caseload		Change*		Percentage (%) of Caseload			
582 +26 4.7% 		Adult	391	67%	7.7% ▲	+28	Adult	65.3%	67.2%
		Juvenile	191	33%	-1.0% ▼	-2	Juvenile	34.7%	32.8%
		GRAND TOTAL	582	100%	4.7% ▲	+26	GRAND TOTAL	100%	100%

Dispositions by Division & Code

Division	Case Type Description	Code	Summary	Change	% Change	Absolute Change	
Adult	Misdemeanor	CM	95	▲	+1.1%	+1	
	Other	OT	95	▼	+4.4%	+4	
	Civil Support	VS	53	▲	+43.2%	+16	
	Show Cause	SC	53	▼	-3.6%	-2	
	Capias	CA	33	▼	-8.3%	-3	
	Felony	CF	33	▲	+3.1%	+1	
	Family Abuse - Protective Order	FP	21	▲	+61.5%	+8	
	Bond Forfeiture	BF	3	▲	+200.0%	+2	
	Motion - Protective Order	MP	3	↔		-	
	Violation of Protective Order	PV	2	▲	+100.0%	+1	
	Total			391	▲	7.7%	+28
Juvenile	Custody Visitation	CV	105	▼	-6.3%	-7	
	Mental Commitment	MC	22	▼	-26.7%	-8	
	Misdemeanor	DM	16	▲	+100.0%	+8	
	Felony	DF	13	▲	+160.0%	+8	
	Permanency Planning	PH	9	▲	-	+9	
	Truancy	TR	5	▲	+150.0%	+3	
	Show Cause	SC	4	▼	-33.3%	-2	
	Status	ST	4	▲	-	+4	
	Emergency Custody Order	EC	2	▲	-	+2	
	Paternity	PT	2	▼	-50.0%	-2	
	Special Immigrant Juvenile Status	SI	2	▼	-33.3%	-1	
	Temporary Detention Order	TD	2	▲	+100.0%	+1	
	Abuse and Neglect	AN	1	↔		-	
	Child In Need of Services	CS	1	▲	-	+1	
	Emancipation	EP	1	▲	-	+1	
	Other	OT	1	↔		-	
	Voluntary Continuing Services and Support Agreen	VA	1	▲	-	+1	
	Foster Care Review	FC	0	▼	-100.0%	-3	
	Initial Foster Care	IF	0	▼	-100.0%	-1	
	Non-Family Abuse Protective Order	AP	0	▼	-100.0%	-3	
	Qualified Residential Treatment	QR	0	▼	-100.0%	-1	
	Remand Custody	RC	0	▼	-100.0%	-2	
	Remand Visitation	RV	0	▼	-100.0%	-2	
	Terminate Parental Rights	TP	0	▼	-100.0%	-3	
	Traffic	T	0	▼	-100.0%	-5	
	Total			191	▼	-1.0%	-2
	GRAND TOTAL			582	▲	4.7%	+26

Dispositions by Major Case Category**

Category	Summary	Change	% Change	Absolute Change
Adult Criminal	185	▲	+1.6%	+3
Child Dependency	11	▲	+22.2%	+2
Child in Need of Services/Supervision	6	▲	+200.0%	+4
Custody and Visitation	107	▼	-7.8%	-9
Delinquency	33	▲	+73.7%	+14
Juvenile Miscellaneous	5	▲	-	+5
New to Workload Study	2	▼	-33.3%	-1

* Compared to same time period as previous year
 3/11/2024 12:17:33PM

** Case Type Categories are defined in the 2017 Virginia Judicial Workload Assessment
 Source: SCV-SQL-Information

CPSS - JCMS CASELOAD STATISTICS OF THE JUVENILE & DOMESTIC RELATIONS DISTRICT COURTS
 January 2024 thru February 2024 Dispositions (Compared to January 2023 thru February 2023)

Petersburg

District: 11 FIPS: 730

Other	122	▲	-3.9%	-5
Protective Orders	24	▼	+26.3%	+5
Support	87	▼	+17.6%	+13
Traffic	0	▼	-100.0%	-5
GRAND TOTAL	582	▲	4.7%	+26

2024 Overall GRAND TOTAL		Distribution of Caseload		Change*		Percentage (%) of Caseload		
180	+38 26.8%	Adult	97 54%	11.5% ▲	+10	Adult	2023 61.3%	2024 53.9%
2024		Juvenile	83 46%	50.9% ▲	+28	Juvenile	38.7%	46.1%
2023		GRAND TOTAL	180 100%	26.8% ▲	+38	GRAND TOTAL	100%	100%

Dispositions by Division & Code

Division	Case Type Description	Code	Summary	Change	% Change	Absolute Change
Adult	Civil Support	VS	27	▲	+125.0%	+15
	Misdemeanor	CM	25	▲	+47.1%	+8
	Show Cause	SC	19	▲		-
	Other	OT	10	▲	-16.7%	-2
	Capias	CA	5	▼	-16.7%	-1
	Family Abuse - Protective Order	FP	5	▼	-37.5%	-3
	Felony	CF	3	▼	-57.1%	-4
	Remand Support	RS	2	↔		-
	Motion - Protective Order	MP	1	▼	-66.7%	-2
	Non-Family Abuse Protective Order	AP	0	▼	-100.0%	-1
	Total		97	▲	11.5%	+10
Juvenile	Custody Visitation	CV	66	▲	+175.0%	+42
	Traffic	T	6	▲	+20.0%	+1
	Felony	DF	3	▲	+200.0%	+2
	Misdemeanor	DM	2	▼	-66.7%	-4
	Child In Need of Services	CS	1	▲	-	+1
	Civil Violation	CI	1	▲	-	+1
	Other	OT	1	▲	-	+1
	Permanency Planning	PH	1	▼	-50.0%	-1
	Show Cause	SC	1	▼	-87.5%	-7
	Truancy	TR	1	▼	-50.0%	-1
	Foster Care Review	FC	0	▼	-100.0%	-1
	Non-Family Abuse Protective Order	AP	0	▼	-100.0%	-1
	Paternity	PT	0	▼	-100.0%	-1
	Qualified Residential Treatment	QR	0	▼	-100.0%	-1
	Remand Custody	RC	0	▼	-100.0%	-1
	Remand Visitation	RV	0	▼	-100.0%	-1
	Status	ST	0	▼	-100.0%	-1
		Total		83	▲	50.9%
GRAND TOTAL			180	▲	26.8%	+38

Dispositions by Major Case Category**

Category	Summary	Change	% Change	Absolute Change	
Adult Criminal	39	▼	-17.0%	-8	
Child Dependency	1	▼	-75.0%	-3	
Child in Need of Services/Supervision	2	▲		0	
Custody and Visitation	66	▲	+164.0%	+41	
Delinquency	6	▲	-60.0%	-9	
Juvenile Miscellaneous	0	▼	-100.0%	-1	
New to Workload Study	1	▲	-	+1	
Other	13	▲	-18.8%	-3	
Protective Orders	6	▼	-53.8%	-7	
Support	40	▲	+185.7%	+26	
Traffic	6	▲	+20.0%	+1	
GRAND TOTAL		180	▲	26.8%	+38

* Compared to same time period as previous year
 3/11/2024 12:17:33PM

** Case Type Categories are defined in the 2017 Virginia Judicial Workload Assessment
 Source: SCV-SQL-Information

2024 Overall GRAND TOTAL		Distribution of Caseload			Change*		Percentage (%) of Caseload		
3,469	-47 -1.3%	Adult	1,844	53%	9.9% ▲	+166	Adult	47.7%	53.2%
2024		Juvenile	1,625	47%	-11.6% ▼	-213	Juvenile	52.3%	46.8%
2023		GRAND TOTAL	3,469	100%	-1.3% ▼	-47	GRAND TOTAL	100%	100%

Dispositions by Division & Code

Division	Case Type Description	Code	Summary	Change	% Change	Absolute Change
Adult	Misdemeanor	CM	425	▲	+2.9%	+12
	Civil Support	VS	404	▲	+20.6%	+69
	Show Cause	SC	320	▲	+14.3%	+40
	Other	OT	229	▼	+3.2%	+7
	Family Abuse - Protective Order	FP	148	▲	+8.8%	+12
	Capias	CA	131	▲	+37.9%	+36
	Felony	CF	130	▲	+31.3%	+31
	Remand Support	RS	28	▼	-46.2%	-24
	Motion - Protective Order	MP	12	▼	-58.6%	-17
	Violation of Protective Order	PV	9	▼	-10.0%	-1
	Non-Family Abuse Protective Order	AP	7	▲	+16.7%	+1
	Return of Desposit (Bondsman)	RD	1	▲	-	+1
	Criminal Support	CS	0	▼	-100.0%	-1
	Total		1,844	▲	9.9%	+166
Juvenile	Custody Visitation	CV	906	▼	-20.5%	-233
	Misdemeanor	DM	271	▲	+29.0%	+61
	Traffic	T	98	▼	-1.0%	-1
	Felony	DF	90	▲	+28.6%	+20
	Remand Custody	RC	61	▼	-53.8%	-71
	Remand Visitation	RV	60	▼	-11.8%	-8
	Special Immigrant Juvenile Status	SI	29	▲	+141.7%	+17
	Status	ST	20	▼	-31.0%	-9
	Paternity	PT	13	▲	+116.7%	+7
	Truancy	TR	10	▲	+400.0%	+8
	Abuse and Neglect	AN	9	▲	+800.0%	+8
	Permanency Planning	PH	9	▼	-18.2%	-2
	Initial Foster Care	IF	8	▲	-	+8
	Terminate Parental Rights	TP	7	▲	+133.3%	+4
	Civil Violation	CI	6	▲	-	+6
	Child In Need of Services	CS	5	▼	-37.5%	-3
	Foster Care Review	FC	4	▼	-55.6%	-5
	Non-Family Abuse Protective Order	AP	4	↔	-	-
	Temporary Detention Order	TD	4	▼	-76.5%	-13
	Emergency Custody Order	EC	3	▼	-40.0%	-2
	Show Cause	SC	3	▼	-	-
	Relief of Custody	CR	2	▼	-50.0%	-2
	Voluntary Continuing Services and Support Agree	VA	2	↔	-	-
	Capias	CA	1	↔	-	-
	Family Abuse - Protective Order	FP	0	▼	-100.0%	-1
	Motion - Protective Order	MP	0	▼	-100.0%	-1
	Other	OT	0	▼	-100.0%	-1
		Total		1,625	▼	-11.6%
	GRAND TOTAL		3,469	▼	-1.3%	-47

Dispositions by Major Case Category**

Category	Summary	Change	% Change	Absolute Change
Adult Criminal	869	▲	+11.3%	+88
Child Dependency	41	▲	+36.7%	+11
Child in Need of Services/Supervision	15	▲	+36.4%	+4

* Compared to same time period as previous year
 3/11/2024 12:17:33PM

** Case Type Categories are defined in the 2017 Virginia Judicial Workload Assessment
 Source: SCV-SQL-Information

CPSS - JCMS CASELOAD STATISTICS OF THE JUVENILE & DOMESTIC RELATIONS DISTRICT COURTS
 January 2024 thru February 2024 Dispositions (Compared to January 2023 thru February 2023)

Custody and Visitation	919	▲	-19.7%	-226
Delinquency	365	▲	+29.0%	+82
Juvenile Miscellaneous	20	▼	-31.0%	-9
New to Workload Study	35	▲	+191.7%	+23
Other	386	▲	-22.3%	-111
Protective Orders	171	▼	-3.4%	-6
Support	550	▲	+21.7%	+98
Traffic	98	▼	-1.0%	-1
GRAND TOTAL	3,469	▼	-1.3%	-47

2024 Overall GRAND TOTAL		Distribution of Caseload			Change*		Percentage (%) of Caseload		
2024	261	Adult	138	53%	4.5% ▲	+6	Adult	57.4%	52.9%
		Juvenile	123	47%	25.5% ▲	+25	Juvenile	42.6%	47.1%
2023	230	GRAND TOTAL	261	100%	13.5% ▲	+31	GRAND TOTAL	100%	100%

Dispositions by Division & Code

Division	Case Type Description	Code	Summary	Change	% Change	Absolute Change
Adult	Civil Support	VS	27	▲	+35.0%	+7
	Misdemeanor	CM	27	▼	-27.0%	-10
	Other	OT	26	▲	+4.0%	+1
	Show Cause	SC	21	▲	+40.0%	+6
	Capias	CA	13	▼	-7.1%	-1
	Family Abuse - Protective Order	FP	13	▲	+85.7%	+6
	Felony	CF	11	▼	-8.3%	-1
	Motion - Protective Order	MP	0	▼	-100.0%	-2
	Total		138	▲	4.5%	+6
Juvenile	Custody Visitation	CV	68	▲	+36.0%	+18
	Misdemeanor	DM	25	▲	+66.7%	+10
	Status	ST	9	▲	+125.0%	+5
	Terminate Parental Rights	TP	5	▲	-	+5
	Permanency Planning	PH	4	▲	+33.3%	+1
	Felony	DF	3	▼	-50.0%	-3
	Abuse and Neglect	AN	2	▲	-	+2
	Child In Need of Services	CS	2	▲	+100.0%	+1
	Truancy	TR	2	▲	+100.0%	+1
	Emergency Custody Order	EC	1	↔	-	-
	Foster Care Review	FC	1	▼	-66.7%	-2
	Traffic	T	1	▼	-90.9%	-10
	Qualified Residential Treatment	QR	0	▼	-100.0%	-1
	Temporary Detention Order	TD	0	▼	-100.0%	-2
	Total		123	▲	25.5%	+25
GRAND TOTAL			261	▲	13.5%	+31

Dispositions by Major Case Category**

Category	Summary	Change	% Change	Absolute Change	
Adult Criminal	61	▼	-14.1%	-10	
Child Dependency	12	▲	+71.4%	+5	
Child in Need of Services/Supervision	4	▲	+100.0%	+2	
Custody and Visitation	68	▲	+36.0%	+18	
Delinquency	28	▲	+33.3%	+7	
Juvenile Miscellaneous	9	▲	+125.0%	+5	
Other	27	▼	-3.6%	-1	
Protective Orders	13	▼	+44.4%	+4	
Support	38	▲	+40.7%	+11	
Traffic	1	▼	-90.9%	-10	
GRAND TOTAL		261	▲	13.5%	+31

* Compared to same time period as previous year
 3/11/2024 12:17:33PM

** Case Type Categories are defined in the 2017 Virginia Judicial Workload Assessment
 Source: SCV-SQL-Information

2024 Overall GRAND TOTAL		Distribution of Caseload		Change*		Percentage (%) of Caseload		
2,529	+371 17.2%	Adult	1,452 57%	16.9% ▲	+210	Adult	57.6%	57.4%
2024		Juvenile	1,077 43%	17.6% ▲	+161	Juvenile	42.4%	42.6%
		GRAND TOTAL	2,529 100%	17.2% ▲	+371	GRAND TOTAL	100%	100%

Dispositions by Division & Code

Division	Case Type Description	Code	Summary	Change	% Change	Absolute Change
Adult	Show Cause	SC	306	▲	+7.7%	+22
	Misdemeanor	CM	304	▲	+16.0%	+42
	Other	OT	256	▲	+23.1%	+48
	Civil Support	VS	222	▲	+25.4%	+45
	Capias	CA	193	▲	+23.7%	+37
	Felony	CF	84	▲	+29.2%	+19
	Family Abuse - Protective Order	FP	74	▼	-6.3%	-5
	Non-Family Abuse Protective Order	AP	7	▲	+16.7%	+1
	Motion - Protective Order	MP	3	▼	-40.0%	-2
	Restricted License for Non-Support	SL	2	▲	-	+2
	Violation of Protective Order	PV	1	▲	-	+1
	Total		1,452	▲	16.9%	+210
Juvenile	Custody Visitation	CV	592	▲	+1.2%	+7
	Misdemeanor	DM	100	▲	+58.7%	+37
	Paternity	PT	74	▲	+15.6%	+10
	Felony	DF	71	▲	+97.2%	+35
	Permanency Planning	PH	54	▲	+80.0%	+24
	Foster Care Review	FC	36	▲	+125.0%	+20
	Special Immigrant Juvenile Status	SI	26	▲	+44.4%	+8
	Traffic	T	23	▲	+27.8%	+5
	Terminate Parental Rights	TP	19	▲	+58.3%	+7
	Abuse and Neglect	AN	18	▼	-14.3%	-3
	Show Cause	SC	9	▲	+200.0%	+6
	Status	ST	9	▲	+350.0%	+7
	Mental Commitment	MC	7	▼	-53.3%	-8
	Temporary Detention Order	TD	7	▼	-30.0%	-3
	Initial Foster Care	IF	6	▼	-33.3%	-3
	Voluntary Continuing Services and Support Agree	VA	4	▼	-20.0%	-1
	Child In Need of Services	CS	3	▼	-25.0%	-1
	Non-Family Abuse Protective Order	AP	3	▲	-	+3
	Remand Custody	RC	3	▲	-	+3
	Remand Visitation	RV	3	▲	-	+3
	Truancy	TR	3	▲	+200.0%	+2
	Family Abuse - Protective Order	FP	2	▲	-	+2
	Other	OT	2	▲	-	+2
	Juvenile Support	JS	1	▲	-	+1
	Qualified Residential Treatment	QR	1	▼	-66.7%	-2
	Relief of Custody	CR	1	↔	-	-
		Total		1,077	▲	17.6%
	GRAND TOTAL		2,529	▲	17.2%	+371

Dispositions by Major Case Category**

Category	Summary	Change	% Change	Absolute Change
Adult Criminal	661	▲	+15.8%	+90
Child Dependency	139	▲	+43.3%	+42
Child in Need of Services/Supervision	6	▲	-	0
Custody and Visitation	666	▲	+2.6%	+17
Delinquency	180	▲	+78.2%	+79

* Compared to same time period as previous year
 3/11/2024 12:17:33PM

** Case Type Categories are defined in the 2017 Virginia Judicial Workload Assessment
 Source: SCV-SQL-Information

CPSS - JCMS CASELOAD STATISTICS OF THE JUVENILE & DOMESTIC RELATIONS DISTRICT COURTS
 January 2024 thru February 2024 Dispositions (Compared to January 2023 thru February 2023)

Richmond

District: 13 FIPS: 760

Juvenile Miscellaneous	9	▲	+350.0%	+7
New to Workload Study	26	▲	+44.4%	+8
Other	278	▲	+19.3%	+45
Protective Orders	89	▲	-1.1%	-1
Support	452	▲	+21.2%	+79
Traffic	23	▲	+27.8%	+5
GRAND TOTAL	2,529	▲	17.2%	+371

2024 Overall GRAND TOTAL		Distribution of Caseload		Change*		Percentage (%) of Caseload		
3,334	+629 23.3%	Adult	1,635 49%	16.8% ▲	+235	Adult	2023 51.8%	2024 49.0%
2024		Juvenile	1,699 51%	30.2% ▲	+394	Juvenile	48.2%	51.0%
2023		GRAND TOTAL	3,334 100%	23.3% ▲	+629	GRAND TOTAL	100%	100%

Dispositions by Division & Code

Division	Case Type Description	Code	Summary	Change	% Change	Absolute Change	
Adult	Civil Support	VS	389	▲	+102.6%	+197	
	Show Cause	SC	350	▲	+13.3%	+41	
	Misdemeanor	CM	264	▼	-26.5%	-95	
	Capias	CA	211	▲	+74.4%	+90	
	Other	OT	164	▲	+3.1%	+5	
	Felony	CF	112	▲	+3.7%	+4	
	Family Abuse - Protective Order	FP	106	▼	-9.4%	-11	
	Motion - Protective Order	MP	17	▼	-5.6%	-1	
	Remand Support	RS	7	▲	+250.0%	+5	
	Violation of Protective Order	PV	7	▼	-12.5%	-1	
	Restricted License for Non-Support	SL	5	▲	-	+5	
	Non-Family Abuse Protective Order	AP	3	▼	-57.1%	-4	
		Total		1,635	▲	16.8%	+235
Juvenile	Custody Visitation	CV	1,110	▲	+33.1%	+276	
	Misdemeanor	DM	179	▲	+14.7%	+23	
	Traffic	T	107	▲	+12.6%	+12	
	Felony	DF	66	▲	+22.2%	+12	
	Special Immigrant Juvenile Status	SI	31	▲	+121.4%	+17	
	Permanency Planning	PH	30	▲	+400.0%	+24	
	Abuse and Neglect	AN	22	▼	-18.5%	-5	
	Show Cause	SC	22	▲	+100.0%	+11	
	Foster Care Review	FC	21	▼	-4.5%	-1	
	Paternity	PT	16	▲	+33.3%	+4	
	Initial Foster Care	IF	15	▼	-21.1%	-4	
	Child In Need of Services	CS	13	▲	+30.0%	+3	
	Status	ST	12	▲	+140.0%	+7	
	Capias	CA	11	▲	+22.2%	+2	
	Terminate Parental Rights	TP	10	▲	+150.0%	+6	
	Non-Family Abuse Protective Order	AP	8	▲	+33.3%	+2	
	Temporary Detention Order	TD	8	▼	-33.3%	-4	
	Remand Custody	RC	5	▲	+150.0%	+3	
	Remand Visitation	RV	4	▲	+100.0%	+2	
	Emergency Custody Order	EC	2	▲	-	+2	
	Other	OT	2	▲	+100.0%	+1	
	Emancipation	EP	1	▲	-	+1	
	Mental Commitment	MC	1	▼	-66.7%	-2	
	Relief of Custody	CR	1	▲	-	+1	
	Truancy	TR	1	▲	-	+1	
	Voluntary Continuing Services and Support Agreem	VA	1	▲	-	+1	
	Motion - Protective Order	MP	0	▼	-100.0%	-1	
		Total		1,699	▲	30.2%	+394
	GRAND TOTAL			3,334	▲	23.3%	+629

Dispositions by Major Case Category**

Category	Summary	Change	% Change	Absolute Change
Adult Criminal	666	▲	-1.2%	-8
Child Dependency	100	▲	+28.2%	+22
Child in Need of Services/Supervision	14	▲	+40.0%	+4
Custody and Visitation	1,126	▲	+33.1%	+280

* Compared to same time period as previous year
 3/11/2024 12:17:33PM

** Case Type Categories are defined in the 2017 Virginia Judicial Workload Assessment
 Source: SCV-SQL-Information

CPSS - JCMS CASELOAD STATISTICS OF THE JUVENILE & DOMESTIC RELATIONS DISTRICT COURTS
 January 2024 thru February 2024 Dispositions (Compared to January 2023 thru February 2023)

Henrico

District: 14 FIPS: 087

Delinquency	278	▲	+20.9%	+48
Juvenile Miscellaneous	13	▲	+160.0%	+8
New to Workload Study	31	▲	+121.4%	+17
Other	193	▲	+6.6%	+12
Protective Orders	134	▼	-10.1%	-15
Support	672	▲	+58.9%	+249
Traffic	107	▲	+12.6%	+12
GRAND TOTAL	3,334	▲	23.3%	+629

2024 Overall GRAND TOTAL		Distribution of Caseload		Change*		Percentage (%) of Caseload		
386 +21 5.8% 	Adult	238	62%	28.0% ▲	+52	Adult	2023	2024
	Juvenile	148	38%	-17.3% ▼	-31	Juvenile	51.0%	61.7%
	GRAND TOTAL	386	100%	5.8% ▲	+21	GRAND TOTAL	100%	100%

Dispositions by Division & Code

Division	Case Type Description	Code	Summary	Change	% Change	Absolute Change
Adult	Misdemeanor	CM	51	▼	-1.9%	-1
	Civil Support	VS	50	▲	+22.0%	+9
	Show Cause	SC	43	▲	+79.2%	+19
	Family Abuse - Protective Order	FP	25	▲	+25.0%	+5
	Other	OT	23	▼	+15.0%	+3
	Capias	CA	21	▲	+90.9%	+10
	Felony	CF	16	▲	+33.3%	+4
	Remand Support	RS	4	▲	-	+4
	Motion - Protective Order	MP	2	▼	-33.3%	-1
	Non-Family Abuse Protective Order	AP	1	▲	-	+1
	Violation Family Abuse Protective Order	PS	1	▲	-	+1
	Violation of Protective Order	PV	1	▼	-50.0%	-1
	Restricted License for Non-Support	SL	0	▼	-100.0%	-1
	Total		238	▲	28.0%	+52
Juvenile	Custody Visitation	CV	120	▼	-11.1%	-15
	Misdemeanor	DM	9	▲	-	+9
	Traffic	T	6	▼	-45.5%	-5
	Non-Family Abuse Protective Order	AP	3	▲	+200.0%	+2
	Paternity	PT	3	▼	-40.0%	-2
	Child In Need of Services	CS	1	▼	-66.7%	-2
	Emergency Custody Order	EC	1	↔	-	-
	Felony	DF	1	▼	-94.4%	-17
	Permanency Planning	PH	1	▲	-	+1
	Show Cause	SC	1	▲	-	+1
	Status	ST	1	▲	-	+1
	Temporary Detention Order	TD	1	↔	-	-
	Other	OT	0	▼	-100.0%	-3
	Protective Order	PC	0	▼	-100.0%	-1
		Total		148	▼	-17.3%
	GRAND TOTAL		386	▲	5.8%	+21

Dispositions by Major Case Category**

Category	Summary	Change	% Change	Absolute Change
Adult Criminal	101	▲	+38.4%	+28
Child Dependency	1	▲	-	+1
Child in Need of Services/Supervision	1	▼	-66.7%	-2
Custody and Visitation	123	▼	-12.1%	-17
Delinquency	11	▲	-42.1%	-8
Juvenile Miscellaneous	1	▲	-	+1
Other	29	▲	+16.0%	+4
Protective Orders	31	▲	+29.2%	+7
Support	82	▼	+17.1%	+12
Traffic	6	▼	-45.5%	-5
	GRAND TOTAL	▲	5.8%	+21

* Compared to same time period as previous year
 3/11/2024 12:17:33PM

** Case Type Categories are defined in the 2017 Virginia Judicial Workload Assessment
 Source: SCV-SQL-Information

2024 Overall GRAND TOTAL		Distribution of Caseload		Change*		Percentage (%) of Caseload		
69	-1 -1.4%	Adult	44 64%	41.9% ▲	+13	Adult	2023 44.3%	2024 63.8%
2024		Juvenile	25 36%	-35.9% ▼	-14	Juvenile	55.7%	36.2%
2023		GRAND TOTAL	69 100%	-1.4% ▼	-1	GRAND TOTAL	100%	100%

Dispositions by Division & Code

Division	Case Type Description	Code	Summary	Change	% Change	Absolute Change
Adult	Misdemeanor	CM	15	▲	+200.0%	+10
	Other	OT	11	▲	+83.3%	+5
	Civil Support	VS	6	▲	+50.0%	+2
	Felony	CF	4	▲	+300.0%	+3
	Motion - Protective Order	MP	3	▲	+50.0%	+1
	Family Abuse - Protective Order	FP	2	▼	-60.0%	-3
	Show Cause	SC	2	▼	-66.7%	-4
	Capias	CA	1	▼	-50.0%	-1
	Total		44	▲	41.9%	+13
Juvenile	Custody Visitation	CV	14	▼	-30.0%	-6
	Misdemeanor	DM	6	▲	+50.0%	+2
	Traffic	T	3	▼	-70.0%	-7
	Mental Commitment	MC	1	↔		-
	Status	ST	1	▲	-	+1
	Felony	DF	0	▼	-100.0%	-1
	Motion - Protective Order	MP	0	▼	-100.0%	-1
	Paternity	PT	0	▼	-100.0%	-1
	Permanency Planning	PH	0	▼	-100.0%	-1
	Total		25	▼	-35.9%	-14
GRAND TOTAL			69	▼	-1.4%	-1

Dispositions by Major Case Category**

Category	Summary	Change	% Change	Absolute Change
Adult Criminal	21	▲	+90.9%	+10
Child Dependency	0	▼	-100.0%	-1
Custody and Visitation	14	▼	-33.3%	-7
Delinquency	6	▼	+20.0%	+1
Juvenile Miscellaneous	1	▲	-	+1
Other	12	▲	+71.4%	+5
Protective Orders	5	▼	-37.5%	-3
Support	7	▼		0
Traffic	3	▼	-70.0%	-7
GRAND TOTAL	69	▼	-1.4%	-1

* Compared to same time period as previous year
 3/11/2024 12:17:33PM

** Case Type Categories are defined in the 2017 Virginia Judicial Workload Assessment
 Source: SCV-SQL-Information

2024 Overall GRAND TOTAL		Distribution of Caseload		Change*		Percentage (%) of Caseload		
325	-74 -18.5%	Adult	149 46%	-24.4% ▼	-48	Adult	49.4%	45.8%
2024		Juvenile	176 54%	-12.9% ▼	-26	Juvenile	50.6%	54.2%
2023		GRAND TOTAL	325 100%	-18.5% ▼	-74	GRAND TOTAL	100%	100%

Dispositions by Division & Code

Division	Case Type Description	Code	Summary	Change	% Change	Absolute Change
Adult	Misdemeanor	CM	39	▼	-29.1%	-16
	Other	OT	35	▲	+59.1%	+13
	Civil Support	VS	24	▼	-41.5%	-17
	Show Cause	SC	22	▼	-42.1%	-16
	Family Abuse - Protective Order	FP	11	↔		-
	Felony	CF	8	▲	+60.0%	+3
	Capias	CA	5	▲	-64.3%	-9
	Violation of Protective Order	PV	2	↔		-
	Motion - Protective Order	MP	1	▼	-75.0%	-3
	Non-Family Abuse Protective Order	AP	1	▼	-80.0%	-4
	Remand Support	RS	1	▲	-	+1
		Total		149	▼	-24.4%
Juvenile	Custody Visitation	CV	89	▼	-34.6%	-47
	Misdemeanor	DM	16	▼	-15.8%	-3
	Traffic	T	13	▲	+18.2%	+2
	Abuse and Neglect	AN	9	▲	+800.0%	+8
	Felony	DF	8	▲	+700.0%	+7
	Foster Care Review	FC	8	▲	+100.0%	+4
	Mental Commitment	MC	8	▼	-11.1%	-1
	Initial Foster Care	IF	6	▲	+500.0%	+5
	Paternity	PT	5	▲	+25.0%	+1
	Permanency Planning	PH	3	▲	+50.0%	+1
	Status	ST	2	▲	-	+2
	Civil Violation	CI	1	▲	-	+1
	Emergency Custody Order	EC	1	▼	-50.0%	-1
	Non-Family Abuse Protective Order	AP	1	▲	-	+1
	Relief of Custody	CR	1	▲	-	+1
	Remand Custody	RC	1	▲	-	+1
	Remand Visitation	RV	1	▲	-	+1
	Show Cause	SC	1	↔		-
	Temporary Detention Order	TD	1	▼	-66.7%	-2
	Truancy	TR	1	▲	-	+1
	Child In Need of Services	CS	0	▼	-100.0%	-3
	Other	OT	0	▼	-100.0%	-1
	Qualified Residential Treatment	QR	0	▼	-100.0%	-1
	Terminate Parental Rights	TP	0	▼	-100.0%	-2
	Voluntary Continuing Services and Support Agree	VA	0	▼	-100.0%	-1
		Total		176	▼	-12.9%
GRAND TOTAL			325	▼	-18.5%	-74

Dispositions by Major Case Category**

Category	Summary	Change	% Change	Absolute Change
Adult Criminal	68	▼	-28.4%	-27
Child Dependency	27	▲	+125.0%	+15
Child in Need of Services/Supervision	1	▲	-66.7%	-2
Custody and Visitation	94	▼	-32.9%	-46
Delinquency	25	▲	+19.0%	+4
Juvenile Miscellaneous	2	▲	-	+2

* Compared to same time period as previous year
 3/11/2024 12:17:33PM

** Case Type Categories are defined in the 2017 Virginia Judicial Workload Assessment
 Source: SCV-SQL-Information

New to Workload Study	1	▲	-	+1
Other	48	▲	+29.7%	+11
Protective Orders	14	▲	-30.0%	-6
Support	32	▼	-46.7%	-28
Traffic	13	▲	+18.2%	+2
GRAND TOTAL	325	▼	-18.5%	-74

2024 Overall GRAND TOTAL		Distribution of Caseload		Change*		Percentage (%) of Caseload														
612 -84 -12.1% 		Adult	324	53%	-13.4%	▼	-50													
		Juvenile	288	47%	-10.6%	▼	-34													
		GRAND TOTAL	612	100%	-12.1%	▼	-84													
								<table border="1"> <thead> <tr> <th></th> <th>2023</th> <th>2024</th> </tr> </thead> <tbody> <tr> <td>Adult</td> <td>53.7%</td> <td>52.9%</td> </tr> <tr> <td>Juvenile</td> <td>46.3%</td> <td>47.1%</td> </tr> <tr> <td>GRAND TOTAL</td> <td>100%</td> <td>100%</td> </tr> </tbody> </table>		2023	2024	Adult	53.7%	52.9%	Juvenile	46.3%	47.1%	GRAND TOTAL	100%	100%
	2023	2024																		
Adult	53.7%	52.9%																		
Juvenile	46.3%	47.1%																		
GRAND TOTAL	100%	100%																		

Dispositions by Division & Code

Division	Case Type Description	Code	Summary	Change	% Change	Absolute Change
Adult	Misdemeanor	CM	84	▲	+6.3%	+5
	Civil Support	VS	61	▼	-19.7%	-15
	Show Cause	SC	54	▲	+3.8%	+2
	Other	OT	51	▲	-16.4%	-10
	Family Abuse - Protective Order	FP	29	▼	-21.6%	-8
	Capias	CA	22	▼	-37.1%	-13
	Felony	CF	13	▼	-23.5%	-4
	Non-Family Abuse Protective Order	AP	5	▲	+25.0%	+1
	Violation of Protective Order	PV	3	▼	-50.0%	-3
	Motion - Protective Order	MP	2	▼	-71.4%	-5
	Total		324	▼	-13.4%	-50
Juvenile	Custody Visitation	CV	156	▼	-20.4%	-40
	Misdemeanor	DM	31	▲	+19.2%	+5
	Traffic	T	27	▲	+22.7%	+5
	Foster Care Review	FC	13	▲	+44.4%	+4
	Permanency Planning	PH	8	↔		-
	Felony	DF	7	▼	-53.3%	-8
	Initial Foster Care	IF	7	▲	+133.3%	+4
	Abuse and Neglect	AN	6	▲	+500.0%	+5
	Status	ST	6	▲	+500.0%	+5
	Child In Need of Services	CS	5	▲	+25.0%	+1
	Voluntary Continuing Services and Support Agreen	VA	5	▲	+400.0%	+4
	Paternity	PT	4	▼	-33.3%	-2
	Show Cause	SC	4	▼	-73.3%	-11
	Capias	CA	3	▼	-25.0%	-1
	Non-Family Abuse Protective Order	AP	2	▼	-33.3%	-1
	Other	OT	2	▲	+100.0%	+1
	Emancipation	EP	1	▲	-	+1
	Truancy	TR	1	▼	-75.0%	-3
	Qualified Residential Treatment	QR	0	▼	-100.0%	-1
	Temporary Detention Order	TD	0	▼	-100.0%	-2
	Total		288	▼	-10.6%	-34
	GRAND TOTAL		612	▼	-12.1%	-84

Dispositions by Major Case Category**

Category	Summary	Change	% Change	Absolute Change		
Adult Criminal	137	▼	-11.0%	-17		
Child Dependency	39	▲	+69.6%	+16		
Child in Need of Services/Supervision	6	▼	-50.0%	-6		
Custody and Visitation	160	▼	-20.8%	-42		
Delinquency	45	▼	-19.6%	-11		
Juvenile Miscellaneous	7	▲	+600.0%	+6		
Other	53	▲	-17.2%	-11		
Protective Orders	38	▼	-25.5%	-13		
Support	100	▼	-9.9%	-11		
Traffic	27	▲	+22.7%	+5		
	GRAND TOTAL		612	▼	-12.1%	-84

* Compared to same time period as previous year
 3/11/2024 12:17:33PM

** Case Type Categories are defined in the 2017 Virginia Judicial Workload Assessment
 Source: SCV-SQL-Information

2024 Overall GRAND TOTAL		Distribution of Caseload			Change*		Percentage (%) of Caseload		
217 	+4	Adult	98	45%	3.2% ▲	+3	Adult	44.6%	45.2%
	1.9%	Juvenile	119	55%	0.8% ▲	+1	Juvenile	55.4%	54.8%
GRAND TOTAL		217	100%	1.9% ▲	+4	GRAND TOTAL	100%	100%	

Dispositions by Division & Code

Division	Case Type Description	Code	Summary	Change	% Change	Absolute Change
Adult	Civil Support	VS	29	▼	-12.1%	-4
	Other	OT	18	▼	-14.3%	-3
	Show Cause	SC	15	▲	+15.4%	+2
	Misdemeanor	CM	12	▼	-7.7%	-1
	Family Abuse - Protective Order	FP	7	▲	+40.0%	+2
	Felony	CF	7	▲	+133.3%	+4
	Capias	CA	6	▲	+20.0%	+1
	Remand Support	RS	3	▲	+200.0%	+2
	Motion - Protective Order	MP	1	↔		-
	Total			98	▲	3.2%
Juvenile	Custody Visitation	CV	71	▼	-13.4%	-11
	Abuse and Neglect	AN	10	▲	-	+10
	Felony	DF	10	▲	+900.0%	+9
	Misdemeanor	DM	10	▲	+233.3%	+7
	Traffic	T	5	▼	-28.6%	-2
	Paternity	PT	4	▼	-33.3%	-2
	Permanency Planning	PH	3	▲	-	+3
	Initial Foster Care	IF	2	▲	+100.0%	+1
	Capias	CA	1	▲	-	+1
	Child In Need of Services	CS	1	▲	-	+1
	Non-Family Abuse Protective Order	AP	1	▼	-83.3%	-5
	Voluntary Continuing Services and Support Agree	VA	1	↔		-
	Foster Care Review	FC	0	▼	-100.0%	-2
	Other	OT	0	▼	-100.0%	-6
	Remand Custody	RC	0	▼	-100.0%	-1
	Remand Visitation	RV	0	▼	-100.0%	-1
	Status	ST	0	▼	-100.0%	-1
	Total			119	▲	0.8%
GRAND TOTAL			217	▲	1.9%	+4

Dispositions by Major Case Category**

Category	Summary	Change	% Change	Absolute Change	
Adult Criminal	34	▲	+9.7%	+3	
Child Dependency	16	▲	+300.0%	+12	
Child in Need of Services/Supervision	1	▲	-	+1	
Custody and Visitation	75	▼	-14.8%	-13	
Delinquency	21	▲	+425.0%	+17	
Juvenile Miscellaneous	0	▼	-100.0%	-1	
Other	21	▼	-30.0%	-9	
Protective Orders	9	▼	-25.0%	-3	
Support	35	▲	-2.8%	-1	
Traffic	5	▼	-28.6%	-2	
GRAND TOTAL		217	▲	1.9%	+4

* Compared to same time period as previous year
 3/11/2024 12:17:33PM

** Case Type Categories are defined in the 2017 Virginia Judicial Workload Assessment
 Source: SCV-SQL-Information

2024 Overall GRAND TOTAL		Distribution of Caseload		Change*		Percentage (%) of Caseload		
<p>2024 75 2023 66 ↑ 13.6%</p>	Adult	49	65%	40.0% ▲	+14	Adult	53.0%	65.3%
	Juvenile	26	35%	-16.1% ▼	-5	Juvenile	47.0%	34.7%
GRAND TOTAL		75	100%	13.6% ▲	+9	GRAND TOTAL	100%	100%

Dispositions by Division & Code

Division	Case Type Description	Code	Summary	Change	% Change	Absolute Change
Adult	Civil Support	VS	18	▲	+80.0%	+8
	Other	OT	10	▲	+150.0%	+6
	Show Cause	SC	10	▲	+42.9%	+3
	Capias	CA	8	▲	-	+8
	Misdemeanor	CM	2	▼	-66.7%	-4
	Non-Family Abuse Protective Order	AP	1	▲	-	+1
	Family Abuse - Protective Order	FP	0	▼	-100.0%	-3
	Felony	CF	0	▼	-100.0%	-5
Total			49	▲	40.0%	+14
Juvenile	Custody Visitation	CV	20	▲	+33.3%	+5
	Child In Need of Services	CS	3	▲	+200.0%	+2
	Misdemeanor	DM	2	▼	-60.0%	-3
	Traffic	T	1	▼	-87.5%	-7
	Paternity	PT	0	▼	-100.0%	-1
	Temporary Detention Order	TD	0	▼	-100.0%	-1
Total			26	▼	-16.1%	-5
GRAND TOTAL			75	▲	13.6%	+9

Dispositions by Major Case Category**

Category	Summary	Change	% Change	Absolute Change	
Adult Criminal	14	▲	-6.7%	-1	
Child in Need of Services/Supervision	3	▲	+200.0%	+2	
Custody and Visitation	20	▼	+25.0%	+4	
Delinquency	2	▼	-60.0%	-3	
Other	10	▲	+100.0%	+5	
Protective Orders	1	▲	-66.7%	-2	
Support	24	▲	+84.6%	+11	
Traffic	1	▼	-87.5%	-7	
GRAND TOTAL		75	▲	13.6%	+9

* Compared to same time period as previous year
 3/11/2024 12:17:33PM

** Case Type Categories are defined in the 2017 Virginia Judicial Workload Assessment
 Source: SCV-SQL-Information

2024 Overall GRAND TOTAL		Distribution of Caseload		Change*		Percentage (%) of Caseload			
94	-4 -4.1%	Adult	63	67%	18.9% ▲	+10	Adult	54.1%	67.0%
2024		Juvenile	31	33%	-31.1% ▼	-14	Juvenile	45.9%	33.0%
2023		GRAND TOTAL	94	100%	-4.1% ▼	-4	GRAND TOTAL	100%	100%

Dispositions by Division & Code

Division	Case Type Description	Code	Summary	Change	% Change	Absolute Change
Adult	Misdemeanor	CM	23	▲	+91.7%	+11
	Other	OT	12	↔		-
	Civil Support	VS	8	▼	-27.3%	-3
	Family Abuse - Protective Order	FP	6	▲	+100.0%	+3
	Show Cause	SC	6	▼	-33.3%	-3
	Felony	CF	5	▲	+150.0%	+3
	Capias	CA	1	▼	-50.0%	-1
	Non-Family Abuse Protective Order	AP	1	▲	-	+1
	Violation of Protective Order	PV	1	▲	-	+1
	Motion - Protective Order	MP	0	▼	-100.0%	-2
	Total		63	▲	18.9%	+10
Juvenile	Custody Visitation	CV	21	▼	-32.3%	-10
	Traffic	T	3	↔		-
	Child In Need of Services	CS	2	▼	-66.7%	-4
	Foster Care Review	FC	2	▲	-	+2
	Misdemeanor	DM	1	↔		-
	Non-Family Abuse Protective Order	AP	1	▲	-	+1
	Paternity	PT	1	↔		-
	Truancy	TR	0	▼	-100.0%	-3
	Total		31	▼	-31.1%	-14
	GRAND TOTAL		94	▼	-4.1%	-4

Dispositions by Major Case Category**

Category	Summary	Change	% Change	Absolute Change
Adult Criminal	34	▲	+70.0%	+14
Child Dependency	2	▲	-	+2
Child in Need of Services/Supervision	2	▼	-77.8%	-7
Custody and Visitation	22	▼	-31.3%	-10
Delinquency	1	↔		0
Other	12	↔		0
Protective Orders	8	▲	+60.0%	+3
Support	10	▼	-37.5%	-6
Traffic	3	↔		0
	GRAND TOTAL		-4.1%	-4

* Compared to same time period as previous year
 3/11/2024 12:17:33PM

** Case Type Categories are defined in the 2017 Virginia Judicial Workload Assessment
 Source: SCV-SQL-Information

2024 Overall GRAND TOTAL		Distribution of Caseload		Change*		Percentage (%) of Caseload		
39	-18 -31.6%	Adult	20 51%	-37.5% ▼	-12	Adult	2023 56.1%	2024 51.3%
2024		Juvenile	19 49%	-24.0% ▼	-6	Juvenile	43.9%	48.7%
2023		GRAND TOTAL	39 100%	-31.6% ▼	-18	GRAND TOTAL	100%	100%

Dispositions by Division & Code

Division	Case Type Description	Code	Summary	Change	% Change	Absolute Change
Adult	Other	OT	5	▼	-28.6%	-2
	Felony	CF	4	▲	-	+4
	Misdemeanor	CM	4	▼	-75.0%	-12
	Capias	CA	2	▲	-	+2
	Family Abuse - Protective Order	FP	2	↔	-	-
	Civil Support	VS	1	▼	-80.0%	-4
	Restricted License for Non-Support	SL	1	▲	-	+1
	Show Cause	SC	1	↔	-	-
	Violation Family Abuse Protective Order	PS	0	▼	-100.0%	-1
	Total			20	▼	-37.5%
Juvenile	Custody Visitation	CV	15	▲	+200.0%	+10
	Traffic	T	2	↔	-	-
	Abuse and Neglect	AN	1	▲	-	+1
	Misdemeanor	DM	1	▼	-90.0%	-9
	Child In Need of Services	CS	0	▼	-100.0%	-1
	Felony	DF	0	▼	-100.0%	-5
	Paternity	PT	0	▼	-100.0%	-1
	Truancy	TR	0	▼	-100.0%	-1
Total			19	▼	-24.0%	-6
GRAND TOTAL			39	▼	-31.6%	-18

Dispositions by Major Case Category**

Category	Summary	Change	% Change	Absolute Change
Adult Criminal	11	▲	-38.9%	-7
Child Dependency	1	▲	-	+1
Child in Need of Services/Supervision	0	▼	-100.0%	-2
Custody and Visitation	15	▲	+150.0%	+9
Delinquency	1	▼	-93.3%	-14
Other	5	▼	-28.6%	-2
Protective Orders	2	↔	-	0
Support	2	▲	-60.0%	-3
Traffic	2	↔	-	0
GRAND TOTAL	39	▼	-31.6%	-18

* Compared to same time period as previous year
 3/11/2024 12:17:33PM

** Case Type Categories are defined in the 2017 Virginia Judicial Workload Assessment
 Source: SCV-SQL-Information

2024 Overall GRAND TOTAL		Distribution of Caseload			Change*		Percentage (%) of Caseload		
1,282	-128 -9.1%	Adult	643	50%	-7.6% ▼	-53	Adult	49.4%	50.2%
2024		Juvenile	639	50%	-10.5% ▼	-75	Juvenile	50.6%	49.8%
2023		GRAND TOTAL	1,282	100%	-9.1% ▼	-128	GRAND TOTAL	100%	100%

Dispositions by Division & Code

Division	Case Type Description	Code	Summary	Change	% Change	Absolute Change	
Adult	Civil Support	VS	133	▼	-17.4%	-28	
	Show Cause	SC	120	▼	-11.8%	-16	
	Other	OT	118	▼	+21.6%	+21	
	Misdemeanor	CM	81	▼	-39.1%	-52	
	Felony	CF	60	↔		-	
	Family Abuse - Protective Order	FP	54	▲	+42.1%	+16	
	Capias	CA	35	▼	+6.1%	+2	
	Remand Support	RS	17	▲	+21.4%	+3	
	Motion - Protective Order	MP	16	▲	+33.3%	+4	
	Non-Family Abuse Protective Order	AP	5	▲	-	+5	
	Violation of Protective Order	PV	2	▼	-77.8%	-7	
	Criminal Support	CS	1	▲	-	+1	
	Restricted License for Non-Support	SL	1	▼	-50.0%	-1	
	Violation Family Abuse Protective Order	PS	0	▼	-100.0%	-1	
	Total		643	▼	-7.6%	-53	
Juvenile	Custody Visitation	CV	415	▼	-15.7%	-77	
	Misdemeanor	DM	66	▲	+88.6%	+31	
	Felony	DF	23	▼	-8.0%	-2	
	Remand Custody	RC	20	▲	+11.1%	+2	
	Remand Visitation	RV	20	▲	+11.1%	+2	
	Traffic	T	17	▲	+6.3%	+1	
	Truancy	TR	12	▲	+200.0%	+8	
	Paternity	PT	10	▼	-41.2%	-7	
	Non-Family Abuse Protective Order	AP	8	▼	-20.0%	-2	
	Show Cause	SC	8	▲	+166.7%	+5	
	Abuse and Neglect	AN	7	▼	-30.0%	-3	
	Foster Care Review	FC	7	▼	-61.1%	-11	
	Permanency Planning	PH	6	▼	-14.3%	-1	
	Status	ST	4	▼	-20.0%	-1	
	Child In Need of Services	CS	3	↔		-	
	Voluntary Continuing Services and Support Agree	VA	3	▲	+50.0%	+1	
	Motion - Protective Order	MP	2	▲	-	+2	
	Other	OT	2	▼	-33.3%	-1	
	Relief of Custody	CR	2	▲	+100.0%	+1	
	Temporary Detention Order	TD	2	▼	-75.0%	-6	
	Capias	CA	1	▲	-	+1	
	Initial Foster Care	IF	1	↔		-	
	Child at Risk	RI	0	▼	-100.0%	-5	
	Emancipation	EP	0	▼	-100.0%	-1	
	Qualified Residential Treatment	QR	0	▼	-100.0%	-3	
	Special Immigrant Juvenile Status	SI	0	▼	-100.0%	-1	
	Terminate Parental Rights	TP	0	▼	-100.0%	-8	
		Total		639	▼	-10.5%	-75
		GRAND TOTAL		1,282	▼	-9.1%	-128

Dispositions by Major Case Category**

Category	Summary	Change	% Change	Absolute Change
Adult Criminal	224	▼	-23.5%	-69
Child Dependency	26	▼	-52.7%	-29

* Compared to same time period as previous year
 3/11/2024 12:17:33PM

** Case Type Categories are defined in the 2017 Virginia Judicial Workload Assessment
 Source: SCV-SQL-Information

Child in Need of Services/Supervision	16	▲	+128.6%	+9
Custody and Visitation	425	▼	-16.5%	-84
Delinquency	97	▲	+54.0%	+34
Juvenile Miscellaneous	4	▼	-33.3%	-2
New to Workload Study	0	▼	-100.0%	-1
Other	179	▼	+13.3%	+21
Protective Orders	85	▲	+41.7%	+25
Support	209	▲	-13.6%	-33
Traffic	17	▲	+6.3%	+1
GRAND TOTAL	1,282	▼	-9.1%	-128

2024 Overall GRAND TOTAL		Distribution of Caseload		Change*		Percentage (%) of Caseload			
1,411 +45 3.3% 	2024 2023	Adult	782	55%	5.1% ▲	+38	Adult	2023: 54.5%	2024: 55.4%
		Juvenile	629	45%	1.1% ▲	+7	Juvenile	45.5%	44.6%
GRAND TOTAL		1,411	100%	3.3% ▲	+45	GRAND TOTAL	100%	100%	

Dispositions by Division & Code

Division	Case Type Description	Code	Summary	Change	% Change	Absolute Change	
Adult	Misdemeanor	CM	189	▲	+13.2%	+22	
	Other	OT	162	▼		-	
	Civil Support	VS	141	▼	-8.4%	-13	
	Show Cause	SC	97	▼	-17.1%	-20	
	Felony	CF	76	▲	+81.0%	+34	
	Capias	CA	62	▲	+37.8%	+17	
	Family Abuse - Protective Order	FP	42	▼	-10.6%	-5	
	Non-Family Abuse Protective Order	AP	8	▲	+300.0%	+6	
	Emergency Custody Order	EC	2	▲	-	+2	
	Motion - Protective Order	MP	2	↔		-	
	Violation Family Abuse Protective Order	PS	1	▲	-	+1	
	Remand Support	RS	0	▼	-100.0%	-2	
	Restricted License for Non-Support	SL	0	▼	-100.0%	-1	
	Violation of Protective Order	PV	0	▼	-100.0%	-3	
Total			782	▲	5.1%	+38	
Juvenile	Custody Visitation	CV	341	▼	-13.7%	-54	
	Misdemeanor	DM	89	▲	+117.1%	+48	
	Paternity	PT	55	▼	-32.1%	-26	
	Traffic	T	37	▲	+164.3%	+23	
	Felony	DF	23	▼	-20.7%	-6	
	Status	ST	17	▲	+41.7%	+5	
	Foster Care Review	FC	11	▲	+1,000.0%	+10	
	Special Immigrant Juvenile Status	SI	11	▲	+175.0%	+7	
	Abuse and Neglect	AN	6	↔		-	
	Other	OT	6	▼	-25.0%	-2	
	Show Cause	SC	6	▲	+500.0%	+5	
	Temporary Detention Order	TD	5	▲	+150.0%	+3	
	Child In Need of Services	CS	4	▼	-33.3%	-2	
	Permanency Planning	PH	4	▲	+100.0%	+2	
	Truancy	TR	4	▲	-	+4	
	Terminate Parental Rights	TP	3	▲	-	+3	
	Remand Custody	RC	2	▼	-50.0%	-2	
	Remand Visitation	RV	2	▼	-50.0%	-2	
	Capias	CA	1	▼	-50.0%	-1	
	Emergency Custody Order	EC	1	↔		-	
	Initial Foster Care	IF	1	↔		-	
	Family Abuse - Protective Order	FP	0	▼	-100.0%	-1	
	Non-Family Abuse Protective Order	AP	0	▼	-100.0%	-3	
	Qualified Residential Treatment	QR	0	▼	-100.0%	-3	
	Violation Family Abuse Protective Order	PS	0	▼	-100.0%	-1	
	Total			629	▲	1.1%	+7
	GRAND TOTAL			1,411	▲	3.3%	+45

Dispositions by Major Case Category**

Category	Summary	Change	% Change	Absolute Change
Adult Criminal	409	▲	+20.6%	+70
Child Dependency	25	▲	+92.3%	+12
Child in Need of Services/Supervision	9	▲	+50.0%	+3
Custody and Visitation	396	▼	-16.8%	-80

* Compared to same time period as previous year
 3/11/2024 12:17:33PM

** Case Type Categories are defined in the 2017 Virginia Judicial Workload Assessment
 Source: SCV-SQL-Information

CPSS - JCMS CASELOAD STATISTICS OF THE JUVENILE & DOMESTIC RELATIONS DISTRICT COURTS
 January 2024 thru February 2024 Dispositions (Compared to January 2023 thru February 2023)

Stafford

District: 15 FIPS: 179

Delinquency	118	▲	+59.5%	+44
Juvenile Miscellaneous	17	▲	+41.7%	+5
New to Workload Study	11	▲	+175.0%	+7
Other	180	▲	-1.6%	-3
Protective Orders	52	▲	-5.5%	-3
Support	157	▼	-17.4%	-33
Traffic	37	▲	+164.3%	+23
GRAND TOTAL	1,411	▲	3.3%	+45

2024 Overall GRAND TOTAL		Distribution of Caseload			Change*		Percentage (%) of Caseload		
220	-41 -15.7%	Adult	121	55%	1.7% ▲	+2	Adult	45.6%	55.0%
2024		Juvenile	99	45%	-30.3% ▼	-43	Juvenile	54.4%	45.0%
2023		GRAND TOTAL	220	100%	-15.7% ▼	-41	GRAND TOTAL	100%	100%

Dispositions by Division & Code

Division	Case Type Description	Code	Summary	Change	% Change	Absolute Change	
Adult	Other	OT	29	▲	+38.1%	+8	
	Civil Support	VS	27	▼	-10.0%	-3	
	Show Cause	SC	24	▲	+33.3%	+6	
	Misdemeanor	CM	13	▼	-45.8%	-11	
	Family Abuse - Protective Order	FP	11	▼	-15.4%	-2	
	Felony	CF	9	▲	+50.0%	+3	
	Capias	CA	3	↔	-	-	
	Motion - Protective Order	MP	2	▼	-33.3%	-1	
	Remand Support	RS	2	▲	-	+2	
	Non-Family Abuse Protective Order	AP	1	↔	-	-	
	Total		121	▲	1.7%	+2	
Juvenile	Custody Visitation	CV	53	▼	-53.1%	-60	
	Misdemeanor	DM	18	▲	+800.0%	+16	
	Traffic	T	5	▼	-16.7%	-1	
	Remand Custody	RC	4	▲	-	+4	
	Remand Visitation	RV	4	▲	-	+4	
	Truancy	TR	4	▲	-	+4	
	Child In Need of Services	CS	2	▲	+100.0%	+1	
	Paternity	PT	2	▼	-77.8%	-7	
	Abuse and Neglect	AN	1	▲	-	+1	
	Emergency Custody Order	EC	1	▲	-	+1	
	Foster Care Review	FC	1	▼	-80.0%	-4	
	Non-Family Abuse Protective Order	AP	1	↔	-	-	
	Permanency Planning	PH	1	▲	-	+1	
	Show Cause	SC	1	▲	-	+1	
	Voluntary Continuing Services and Support Agree	VA	1	▲	-	+1	
	Initial Foster Care	IF	0	▼	-100.0%	-2	
	Other	OT	0	▼	-100.0%	-2	
	Temporary Detention Order	TD	0	▼	-100.0%	-1	
		Total		99	▼	-30.3%	-43
	GRAND TOTAL			220	▼	-15.7%	-41

Dispositions by Major Case Category**

Category	Summary	Change	% Change	Absolute Change
Adult Criminal	43	▲		0
Child Dependency	4	▲	-42.9%	-3
Child in Need of Services/Supervision	6	▲	+500.0%	+5
Custody and Visitation	55	▼	-54.9%	-67
Delinquency	19	▲	+850.0%	+17
Other	40	▲	+66.7%	+16
Protective Orders	15	▼	-16.7%	-3
Support	33	▼	-13.2%	-5
Traffic	5	▼	-16.7%	-1
GRAND TOTAL		220	▼	-15.7%

* Compared to same time period as previous year
 3/11/2024 12:17:33PM

** Case Type Categories are defined in the 2017 Virginia Judicial Workload Assessment
 Source: SCV-SQL-Information

2024 Overall GRAND TOTAL		Distribution of Caseload		Change*		Percentage (%) of Caseload			
497 -58 -10.5% 		Adult	276	56%	-5.8% ▼	-17	Adult	52.8%	55.5%
		Juvenile	221	44%	-15.6% ▼	-41	Juvenile	47.2%	44.5%
		GRAND TOTAL	497	100%	-10.5% ▼	-58	GRAND TOTAL	100%	100%

Dispositions by Division & Code

Division	Case Type Description	Code	Summary	Change	% Change	Absolute Change
Adult	Misdemeanor	CM	56	▲	+9.8%	+5
	Other	OT	52	▲	+20.9%	+9
	Show Cause	SC	50	▼	-39.0%	-32
	Civil Support	VS	42	▲	+5.0%	+2
	Capias	CA	21	▲	+50.0%	+7
	Family Abuse - Protective Order	FP	16	▼	-5.9%	-1
	Felony	CF	15	▼	-40.0%	-10
	Non-Family Abuse Protective Order	AP	12	▲	+200.0%	+8
	Motion - Protective Order	MP	7	↔		-
	Violation of Protective Order	PV	4	▼	-55.6%	-5
	Remand Support	RS	1	↔		-
	Total		276	▼	-5.8%	-17
Juvenile	Custody Visitation	CV	107	▼	-30.1%	-46
	Traffic	T	21	▲	+5.0%	+1
	Misdemeanor	DM	12	▼	-20.0%	-3
	Foster Care Review	FC	11	▼	-8.3%	-1
	Abuse and Neglect	AN	9	▼	-35.7%	-5
	Permanency Planning	PH	9	▼	-10.0%	-1
	Felony	DF	8	▲	+166.7%	+5
	Temporary Detention Order	TD	7	▲	+16.7%	+1
	Initial Foster Care	IF	6	▲	+50.0%	+2
	Motion - Protective Order	MP	4	▲	+33.3%	+1
	Other	OT	4	▲	+100.0%	+2
	Special Immigrant Juvenile Status	SI	4	▼	-33.3%	-2
	Child In Need of Services	CS	3	▲	+200.0%	+2
	Paternity	PT	3	▲	-	+3
	Truancy	TR	3	▲	-	+3
	Remand Custody	RC	2	▲	-	+2
	Remand Visitation	RV	2	▲	-	+2
	Status	ST	2	▼	-33.3%	-1
	Emergency Custody Order	EC	1	▼	-50.0%	-1
	Non-Family Abuse Protective Order	AP	1	▲	-	+1
	Relief of Custody	CR	1	▲	-	+1
	Voluntary Continuing Services and Support Agreen	VA	1	↔		-
	Family Abuse - Protective Order	FP	0	▼	-100.0%	-1
	Show Cause	SC	0	▼	-100.0%	-1
	Terminate Parental Rights	TP	0	▼	-100.0%	-5
	Total		221	▼	-15.6%	-41
GRAND TOTAL			497	▼	-10.5%	-58

Dispositions by Major Case Category**

Category	Summary	Change	% Change	Absolute Change
Adult Criminal	127	▲	-6.6%	-9
Child Dependency	37	▲	-19.6%	-9
Child in Need of Services/Supervision	6	▲	+500.0%	+5
Custody and Visitation	110	▲	-28.1%	-43
Delinquency	20	▲	+5.3%	+1
Juvenile Miscellaneous	2	▼	-33.3%	-1

* Compared to same time period as previous year
 3/11/2024 12:17:33PM

** Case Type Categories are defined in the 2017 Virginia Judicial Workload Assessment
 Source: SCV-SQL-Information

CPSS - JCMS CASELOAD STATISTICS OF THE JUVENILE & DOMESTIC RELATIONS DISTRICT COURTS
 January 2024 thru February 2024 Dispositions (Compared to January 2023 thru February 2023)

New to Workload Study	4	▼	-33.3%	-2
Other	69	▲	+27.8%	+15
Protective Orders	40	▲	+25.0%	+8
Support	61	▼	-28.2%	-24
Traffic	21	▲	+5.0%	+1
GRAND TOTAL	497	▼	-10.5%	-58

2024 Overall GRAND TOTAL		Distribution of Caseload		Change*		Percentage (%) of Caseload			
296	-42 -12.4%	Adult	191	65%	-12.0% ▼	-26	Adult	64.2%	64.5%
2024		Juvenile	105	35%	-13.2% ▼	-16	Juvenile	35.8%	35.5%
2023		GRAND TOTAL	296	100%	-12.4% ▼	-42	GRAND TOTAL	100%	100%

Dispositions by Division & Code

Division	Case Type Description	Code	Summary	Change	% Change	Absolute Change
Adult	Misdemeanor	CM	50	▼	-3.8%	-2
	Show Cause	SC	42	▲	+10.5%	+4
	Other	OT	32	▼	-31.9%	-15
	Capias	CA	25	▼	-10.7%	-3
	Civil Support	VS	21	▲	+23.5%	+4
	Family Abuse - Protective Order	FP	10	▼	-28.6%	-4
	Violation of Protective Order	PV	5	▲	+66.7%	+2
	Felony	CF	3	▼	-75.0%	-9
	Non-Family Abuse Protective Order	AP	2	↔		-
	Remand Support	RS	1	▲	-	+1
	Motion - Protective Order	MP	0	▼	-100.0%	-3
	Restricted License for Non-Support	SL	0	▼	-100.0%	-1
	Total		191	▼	-12.0%	-26
Juvenile	Custody Visitation	CV	36	▼	-12.2%	-5
	Misdemeanor	DM	25	▲	+19.0%	+4
	Felony	DF	10	↔		-
	Abuse and Neglect	AN	8	↔		-
	Foster Care Review	FC	8	▼	-11.1%	-1
	Initial Foster Care	IF	5	▲	+400.0%	+4
	Traffic	T	5	▲	+25.0%	+1
	Permanency Planning	PH	2	▼	-33.3%	-1
	Other	OT	1	▲	-83.3%	-5
	Paternity	PT	1	▲	-	+1
	Show Cause	SC	1	▼	-50.0%	-1
	Status	ST	1	▲	-	+1
	Temporary Detention Order	TD	1	▼	-50.0%	-1
	Voluntary Continuing Services and Support Agree	VA	1	▼	-50.0%	-1
	Child In Need of Services	CS	0	▼	-100.0%	-2
	Emergency Custody Order	EC	0	▼	-100.0%	-5
	Non-Family Abuse Protective Order	AP	0	▼	-100.0%	-2
	Special Immigrant Juvenile Status	SI	0	▼	-100.0%	-3
	Total		105	▼	-13.2%	-16
	GRAND TOTAL		296	▼	-12.4%	-42

Dispositions by Major Case Category**

Category	Summary	Change	% Change	Absolute Change
Adult Criminal	98	▲		0
Child Dependency	24	▲	+4.3%	+1
Child in Need of Services/Supervision	0	▼	-100.0%	-2
Custody and Visitation	37	▲	-9.8%	-4
Delinquency	36	▼	+9.1%	+3
Juvenile Miscellaneous	2	▲	-	+2
New to Workload Study	0	▼	-100.0%	-3
Other	34	▲	-43.3%	-26
Protective Orders	12	▼	-42.9%	-9
Support	48	▼	-9.4%	-5
Traffic	5	▲	+25.0%	+1

* Compared to same time period as previous year
 3/11/2024 12:17:33PM

** Case Type Categories are defined in the 2017 Virginia Judicial Workload Assessment
 Source: SCV-SQL-Information

GRAND TOTAL

296



-12.4%

-42

2024 Overall GRAND TOTAL		Distribution of Caseload		Change*		Percentage (%) of Caseload		
487	-136 -21.8%	Adult	253 52%	-29.1% ▼	-104	Adult	57.3%	52.0%
2024		Juvenile	234 48%	-12.0% ▼	-32	Juvenile	42.7%	48.0%
2023		GRAND TOTAL	487 100%	-21.8% ▼	-136	GRAND TOTAL	100%	100%

Dispositions by Division & Code

Division	Case Type Description	Code	Summary	Change	% Change	Absolute Change	
Adult	Show Cause	SC	69	▼	-35.5%	-38	
	Misdemeanor	CM	55	▼	-20.3%	-14	
	Civil Support	VS	47	▼	-33.8%	-24	
	Other	OT	27	▼	-12.9%	-4	
	Capias	CA	18	▼	+12.5%	+2	
	Family Abuse - Protective Order	FP	13	▼	-23.5%	-4	
	Felony	CF	12	▼	-58.6%	-17	
	Motion - Protective Order	MP	4	▲	+100.0%	+2	
	Violation of Protective Order	PV	3	▼	-25.0%	-1	
	Remand Support	RS	2	▼	-33.3%	-1	
	Restricted License for Non-Support	SL	2	▲	+100.0%	+1	
	Non-Family Abuse Protective Order	AP	1	▼	-80.0%	-4	
	Violation Family Abuse Protective Order	PS	0	▼	-100.0%	-2	
	Total		253	▼	-29.1%	-104	
Juvenile	Custody Visitation	CV	141	▼	-21.2%	-38	
	Misdemeanor	DM	33	▲	+43.5%	+10	
	Traffic	T	13	▼	-23.5%	-4	
	Special Immigrant Juvenile Status	SI	11	▲	+1,000.0%	+10	
	Child In Need of Services	CS	8	▲	+60.0%	+3	
	Felony	DF	5	▲	+400.0%	+4	
	Civil Violation	CI	4	▲	-	+4	
	Abuse and Neglect	AN	3	▲	-	+3	
	Paternity	PT	3	▲	+200.0%	+2	
	Show Cause	SC	3	▲	+50.0%	+1	
	Truancy	TR	3	▲	-	+3	
	Motion - Protective Order	MP	2	▲	-	+2	
	Entrustment	ET	1	▲	-	+1	
	Permanency Planning	PH	1	▼	-50.0%	-1	
	Relief of Custody	CR	1	▼	-66.7%	-2	
	Status	ST	1	▼	-75.0%	-3	
	Temporary Detention Order	TD	1	▼	-50.0%	-1	
	Capias	CA	0	▼	-100.0%	-1	
	Child at Risk	RI	0	▼	-100.0%	-4	
	Family Abuse - Protective Order	FP	0	▼	-100.0%	-1	
	Foster Care Review	FC	0	▼	-100.0%	-4	
	Non-Family Abuse Protective Order	AP	0	▼	-100.0%	-10	
	Other	OT	0	▼	-100.0%	-2	
	Remand Custody	RC	0	▼	-100.0%	-2	
	Remand Visitation	RV	0	▼	-100.0%	-2	
		Total		234	▼	-12.0%	-32
		GRAND TOTAL		487	▼	-21.8%	-136

Dispositions by Major Case Category**

Category	Summary	Change	% Change	Absolute Change
Adult Criminal	134	▼	-34.0%	-69
Child Dependency	6	▲	-53.8%	-7
Child in Need of Services/Supervision	13	▲	+116.7%	+7
Custody and Visitation	144	▲	-20.0%	-36
Delinquency	39	▲	+50.0%	+13

* Compared to same time period as previous year
 3/11/2024 12:17:33PM

** Case Type Categories are defined in the 2017 Virginia Judicial Workload Assessment
 Source: SCV-SQL-Information

CPSS - JCMS CASELOAD STATISTICS OF THE JUVENILE & DOMESTIC RELATIONS DISTRICT COURTS
 January 2024 thru February 2024 Dispositions (Compared to January 2023 thru February 2023)

Juvenile Miscellaneous	1	▼	-75.0%	-3
New to Workload Study	15	▲	+1,400.0%	+14
Other	30	▼	-28.6%	-12
Protective Orders	20	▲	-42.9%	-15
Support	72	▲	-25.0%	-24
Traffic	13	▼	-23.5%	-4
GRAND TOTAL	487	▼	-21.8%	-136

2024 Overall GRAND TOTAL		Distribution of Caseload		Change*		Percentage (%) of Caseload		
192 +26 15.7% 	Adult	98	51%	34.2% ▲	+25	Adult	2023	2024
	Juvenile	94	49%	1.1% ▲	+1	Juvenile	44.0%	51.0%
GRAND TOTAL		192	100%	15.7% ▲	+26	GRAND TOTAL	100%	100%

Dispositions by Division & Code

Division	Case Type Description	Code	Summary	Change	% Change	Absolute Change	
Adult	Other	OT	28	▲	+100.0%	+14	
	Civil Support	VS	16	▲	+6.7%	+1	
	Show Cause	SC	13	▼	-18.8%	-3	
	Family Abuse - Protective Order	FP	10	▲	+150.0%	+6	
	Remand Support	RS	10	▼	-9.1%	-1	
	Misdemeanor	CM	9	▲	+12.5%	+1	
	Felony	CF	5	▲	+400.0%	+4	
	Capias	CA	4	▲	+300.0%	+3	
	Non-Family Abuse Protective Order	AP	2	▲	-	+2	
	Violation of Protective Order	PV	1	↔	-	-	
	Motion - Protective Order	MP	0	▼	-100.0%	-2	
Total			98	▲	34.2%	+25	
Juvenile	Custody Visitation	CV	52	▼	-14.8%	-9	
	Remand Custody	RC	7	▼	-36.4%	-4	
	Remand Visitation	RV	7	▲	+16.7%	+1	
	Abuse and Neglect	AN	5	▲	+150.0%	+3	
	Initial Foster Care	IF	5	▲	+400.0%	+4	
	Permanency Planning	PH	4	▲	+300.0%	+3	
	Traffic	T	4	▲	+100.0%	+2	
	Child In Need of Services	CS	3	▲	+200.0%	+2	
	Foster Care Review	FC	2	↔	-	-	
	Voluntary Continuing Services and Support Agree	VA	2	▲	+100.0%	+1	
	Misdemeanor	DM	1	▼	-50.0%	-1	
	Show Cause	SC	1	▲	-	+1	
	Truancy	TR	1	▲	-	+1	
	Emergency Custody Order	EC	0	▼	-100.0%	-1	
	Paternity	PT	0	▼	-100.0%	-1	
	Temporary Detention Order	TD	0	▼	-100.0%	-1	
	Total			94	▲	1.1%	+1
	GRAND TOTAL			192	▲	15.7%	+26

Dispositions by Major Case Category**

Category	Summary	Change	% Change	Absolute Change	
Adult Criminal	29	▲	+26.1%	+6	
Child Dependency	18	▲	+157.1%	+11	
Child in Need of Services/Supervision	4	▲	+300.0%	+3	
Custody and Visitation	52	▼	-16.1%	-10	
Delinquency	2	▲	-	0	
Other	52	▲	+18.2%	+8	
Protective Orders	12	▲	+100.0%	+6	
Support	19	▼	-	0	
Traffic	4	▲	+100.0%	+2	
GRAND TOTAL		192	▲	15.7%	+26

* Compared to same time period as previous year
 3/11/2024 12:17:33PM

** Case Type Categories are defined in the 2017 Virginia Judicial Workload Assessment
 Source: SCV-SQL-Information

2024 Overall GRAND TOTAL		Distribution of Caseload			Change*		Percentage (%) of Caseload		
106 +12 12.8% 	Adult	50	47%	13.6% ▲	+6	Adult	2023	2024	
	Juvenile	56	53%	12.0% ▲	+6	Juvenile	46.8%	47.2%	
	GRAND TOTAL	106	100%	12.8% ▲	+12	GRAND TOTAL	100%	100%	

Dispositions by Division & Code

Division	Case Type Description	Code	Summary	Change	% Change	Absolute Change
Adult	Misdemeanor	CM	14	▲	+133.3%	+8
	Other	OT	12	▲	+9.1%	+1
	Show Cause	SC	7	▲	-	-
	Capias	CA	6	▲	+500.0%	+5
	Civil Support	VS	5	▼	-44.4%	-4
	Family Abuse - Protective Order	FP	4	▼	-42.9%	-3
	Felony	CF	1	▲	-	+1
	Violation of Protective Order	PV	1	▲	-	+1
	Violation Family Abuse Protective Order	PS	0	▼	-100.0%	-3
	Total			50	▲	13.6%
Juvenile	Custody Visitation	CV	27	↔	-	-
	Misdemeanor	DM	15	▲	+114.3%	+8
	Traffic	T	7	▼	-12.5%	-1
	Felony	DF	2	▲	-	+2
	Status	ST	2	▲	-	+2
	Voluntary Continuing Services and Support Agreen	VA	2	▲	-	+2
	Capias	CA	1	▲	-	+1
	Child In Need of Services	CS	0	▼	-100.0%	-2
	Family Abuse - Protective Order	FP	0	▼	-100.0%	-1
	Permanency Planning	PH	0	▼	-100.0%	-1
	Remand Custody	RC	0	▼	-100.0%	-2
	Remand Visitation	RV	0	▼	-100.0%	-2
	Total			56	▲	12.0%
GRAND TOTAL			106	▲	12.8%	+12

Dispositions by Major Case Category**

Category	Summary	Change	% Change	Absolute Change	
Adult Criminal	23	▲	+53.3%	+8	
Child Dependency	2	▲	+100.0%	+1	
Child in Need of Services/Supervision	0	▼	-100.0%	-2	
Custody and Visitation	27	↔	-	0	
Delinquency	18	▲	+157.1%	+11	
Juvenile Miscellaneous	2	▲	-	+2	
Other	12	▼	-20.0%	-3	
Protective Orders	4	▼	-50.0%	-4	
Support	11	▲	-	0	
Traffic	7	▼	-12.5%	-1	
GRAND TOTAL		106	▲	12.8%	+12

* Compared to same time period as previous year
 3/11/2024 12:17:33PM

** Case Type Categories are defined in the 2017 Virginia Judicial Workload Assessment
 Source: SCV-SQL-Information

2024 Overall GRAND TOTAL		Distribution of Caseload		Change*		Percentage (%) of Caseload			
191 -80 -29.5% 		Adult	78	41%	-53.3% ▼	-89	Adult	61.6%	40.8%
		Juvenile	113	59%	8.7% ▲	+9	Juvenile	38.4%	59.2%
		GRAND TOTAL	191	100%	-29.5% ▼	-80	GRAND TOTAL	100%	100%

Dispositions by Division & Code

Division	Case Type Description	Code	Summary	Change	% Change	Absolute Change
Adult	Misdemeanor	CM	19	▼	-71.2%	-47
	Show Cause	SC	14	▲	+75.0%	+6
	Other	OT	13	▲	+30.0%	+3
	Civil Support	VS	12	▼	-40.0%	-8
	Family Abuse - Protective Order	FP	10	▲	+100.0%	+5
	Capias	CA	4	▲	+300.0%	+3
	Non-Family Abuse Protective Order	AP	3	▲	-	+3
	Felony	CF	2	▼	-60.0%	-3
	Remand Support	RS	1	▲	-	+1
	Motion - Protective Order	MP	0	▼	-100.0%	-1
	Violation of Protective Order	PV	0	▼	-100.0%	-51
	Total		78	▼	-53.3%	-89
Juvenile	Custody Visitation	CV	68	▲	+7.9%	+5
	Traffic	T	14	▲	+100.0%	+7
	Misdemeanor	DM	7	▼	-30.0%	-3
	Child In Need of Services	CS	5	▲	+400.0%	+4
	Non-Family Abuse Protective Order	AP	5	▲	-	+5
	Abuse and Neglect	AN	4	▲	-	+4
	Felony	DF	3	▲	+50.0%	+1
	Special Immigrant Juvenile Status	SI	3	▲	-	+3
	Foster Care Review	FC	1	▼	-85.7%	-6
	Initial Foster Care	IF	1	↔	-	-
	Paternity	PT	1	▼	-50.0%	-1
	Permanency Planning	PH	1	▼	-80.0%	-4
	Emergency Custody Order	EC	0	▼	-100.0%	-1
	Qualified Residential Treatment	QR	0	▼	-100.0%	-1
	Temporary Detention Order	TD	0	▼	-100.0%	-2
	Truancy	TR	0	▼	-100.0%	-1
	Voluntary Continuing Services and Support Agreem	VA	0	▼	-100.0%	-1
	Total		113	▲	8.7%	+9
	GRAND TOTAL		191	▼	-29.5%	-80

Dispositions by Major Case Category**

Category	Summary	Change	% Change	Absolute Change	
Adult Criminal	36	▲	-72.1%	-93	
Child Dependency	7	▲	-53.3%	-8	
Child in Need of Services/Supervision	5	▲	+150.0%	+3	
Custody and Visitation	69	▼	+6.2%	+4	
Delinquency	10	▲	-16.7%	-2	
New to Workload Study	3	▲	-	+3	
Other	14	▲	+7.7%	+1	
Protective Orders	18	▲	+200.0%	+12	
Support	15	▲	-31.8%	-7	
Traffic	14	▲	+100.0%	+7	
	GRAND TOTAL		191	▼	-29.5%

* Compared to same time period as previous year
 3/11/2024 12:17:33PM

** Case Type Categories are defined in the 2017 Virginia Judicial Workload Assessment
 Source: SCV-SQL-Information

2024 Overall GRAND TOTAL		Distribution of Caseload		Change*		Percentage (%) of Caseload			
370	+36 10.8%	Adult	202	55%	17.4% ▲	+30	Adult	51.5%	54.6%
2024		Juvenile	168	45%	3.7% ▲	+6	Juvenile	48.5%	45.4%
2023		GRAND TOTAL	370	100%	10.8% ▲	+36	GRAND TOTAL	100%	100%

Dispositions by Division & Code

Division	Case Type Description	Code	Summary	Change	% Change	Absolute Change
Adult	Misdemeanor	CM	62	▲	+40.9%	+18
	Show Cause	SC	43	▲	+104.8%	+22
	Other	OT	37	▲	+23.3%	+7
	Civil Support	VS	27	▼	-6.9%	-2
	Family Abuse - Protective Order	FP	10	▲	+66.7%	+4
	Capias	CA	9	▲	-10.0%	-1
	Felony	CF	7	▼	-56.3%	-9
	Motion - Protective Order	MP	3	▼	-25.0%	-1
	Violation of Protective Order	PV	3	▼	-50.0%	-3
	Restricted License for Non-Support	SL	1	▲	-	+1
	Non-Family Abuse Protective Order	AP	0	▼	-100.0%	-2
	Remand Support	RS	0	▼	-100.0%	-4
	Total		202	▲	17.4%	+30
Juvenile	Custody Visitation	CV	106	▼	-15.2%	-19
	Traffic	T	23	▲	+360.0%	+18
	Misdemeanor	DM	10	▲	+66.7%	+4
	Child In Need of Services	CS	6	▲	+200.0%	+4
	Paternity	PT	4	▲	-	+4
	Capias	CA	2	▲	-	+2
	Civil Violation	CI	2	▲	-	+2
	Felony	DF	2	↔	-	-
	Foster Care Review	FC	2	▲	-	+2
	Motion - Protective Order	MP	2	▲	-	+2
	Permanency Planning	PH	2	▲	+100.0%	+1
	Voluntary Continuing Services and Support Agree	VA	2	▲	+100.0%	+1
	Emergency Custody Order	EC	1	▲	-	+1
	Initial Foster Care	IF	1	↔	-	-
	Non-Family Abuse Protective Order	AP	1	▲	-	+1
	Status	ST	1	▲	-	+1
	Truancy	TR	1	▲	-	+1
	Abuse and Neglect	AN	0	▼	-100.0%	-3
	Remand Custody	RC	0	▼	-100.0%	-8
	Remand Visitation	RV	0	▼	-100.0%	-8
	Total		168	▲	3.7%	+6
GRAND TOTAL			370	▲	10.8%	+36

Dispositions by Major Case Category**

Category	Summary	Change	% Change	Absolute Change
Adult Criminal	108	▲	+30.1%	+25
Child Dependency	7	▲	+16.7%	+1
Child in Need of Services/Supervision	7	▲	+250.0%	+5
Custody and Visitation	110	▲	-12.0%	-15
Delinquency	14	▲	+75.0%	+6
Juvenile Miscellaneous	1	▲	-	+1
New to Workload Study	2	▲	-	+2
Other	38	▲	-24.0%	-12
Protective Orders	16	▲	+33.3%	+4
Support	44	▲	+2.3%	+1

* Compared to same time period as previous year
 3/11/2024 12:17:33PM

** Case Type Categories are defined in the 2017 Virginia Judicial Workload Assessment
 Source: SCV-SQL-Information

CPSS - JCMS CASELOAD STATISTICS OF THE JUVENILE & DOMESTIC RELATIONS DISTRICT COURTS
January 2024 thru February 2024 Dispositions (Compared to January 2023 thru February 2023)

Louisa

District: 16 FIPS: 109

Traffic		23	▲	+360.0%	+18
	GRAND TOTAL	370	▲	10.8%	+36

2024 Overall GRAND TOTAL		Distribution of Caseload		Change*		Percentage (%) of Caseload		
132 +44 50.0% 	Adult	66	50%	26.9%	▲	+14	2023	2024
	Juvenile	66	50%	83.3%	▲	+30	59.1%	50.0%
GRAND TOTAL		132	100%	50.0%	▲	+44	100%	100%

Dispositions by Division & Code

Division	Case Type Description	Code	Summary	Change	% Change	Absolute Change
Adult	Misdemeanor	CM	18	▲	+80.0%	+8
	Show Cause	SC	12	▲	+33.3%	+3
	Civil Support	VS	9	▼	-30.8%	-4
	Family Abuse - Protective Order	FP	8	▲	+14.3%	+1
	Capias	CA	5	↔		-
	Other	OT	5	▼	-16.7%	-1
	Felony	CF	4	▲	+100.0%	+2
	Motion - Protective Order	MP	2	▲	-	+2
	Violation of Protective Order	PV	2	▲	-	+2
	Non-Family Abuse Protective Order	AP	1	▲	-	+1
	Total		66	▲	26.9%	+14
Juvenile	Custody Visitation	CV	46	▲	+58.6%	+17
	Permanency Planning	PH	7	▲	+600.0%	+6
	Misdemeanor	DM	6	▲	+500.0%	+5
	Child In Need of Services	CS	2	▲	-	+2
	Non-Family Abuse Protective Order	AP	2	▲	-	+2
	Civil Violation	CI	1	▲	-	+1
	Status	ST	1	▲	-	+1
	Traffic	T	1	↔		-
	Abuse and Neglect	AN	0	▼	-100.0%	-3
Foster Care Review	FC	0	▼	-100.0%	-1	
	Total		66	▲	83.3%	+30
GRAND TOTAL			132	▲	50.0%	+44

Dispositions by Major Case Category**

Category	Summary	Change	% Change	Absolute Change
Adult Criminal	35	▲	+66.7%	+14
Child Dependency	7	▲	+40.0%	+2
Child in Need of Services/Supervision	2	▲	-	+2
Custody and Visitation	46	▲	+58.6%	+17
Delinquency	6	▲	+500.0%	+5
Juvenile Miscellaneous	1	▲	-	+1
New to Workload Study	1	▲	-	+1
Other	5	▼	-16.7%	-1
Protective Orders	13	▲	+85.7%	+6
Support	15	▼	-16.7%	-3
Traffic	1	↔		0
GRAND TOTAL	132	▲	50.0%	+44

* Compared to same time period as previous year
 3/11/2024 12:17:33PM

** Case Type Categories are defined in the 2017 Virginia Judicial Workload Assessment
 Source: SCV-SQL-Information

2024 Overall GRAND TOTAL		Distribution of Caseload		Change*		Percentage (%) of Caseload		
386 +47 13.9% 	Adult	199	52%	5.3% ▲	+10	Adult	2023	2024
	Juvenile	187	48%	24.7% ▲	+37	Juvenile	55.8%	51.6%
GRAND TOTAL		386	100%	13.9% ▲	+47	GRAND TOTAL	100%	100%

Dispositions by Division & Code

Division	Case Type Description	Code	Summary	Change	% Change	Absolute Change
Adult	Show Cause	SC	49	▼	+4.3%	+2
	Civil Support	VS	40	↔		-
	Other	OT	32	▲	+10.3%	+3
	Misdemeanor	CM	30	▲	+15.4%	+4
	Family Abuse - Protective Order	FP	21	▲	+90.9%	+10
	Felony	CF	14	▲	+75.0%	+6
	Capias	CA	8	▼	-66.7%	-16
	Motion - Protective Order	MP	3	▲	+200.0%	+2
	Non-Family Abuse Protective Order	AP	1	↔		-
	Remand Support	RS	1	▲	-	+1
	Protective Order	PC	0	▼	-100.0%	-1
	Violation of Protective Order	PV	0	▼	-100.0%	-1
Total			199	▲	5.3%	+10
Juvenile	Custody Visitation	CV	129	▲	+43.3%	+39
	Felony	DF	15	▲	+650.0%	+13
	Misdemeanor	DM	8	▼	-33.3%	-4
	Child In Need of Services	CS	4	▲	+33.3%	+1
	Other	OT	4	▲	+300.0%	+3
	Traffic	T	4	▼	-50.0%	-4
	Civil Violation	CI	3	↔		-
	Foster Care Review	FC	3	▼	-40.0%	-2
	Status	ST	3	▲	-	+3
	Abuse and Neglect	AN	2	▲	+100.0%	+1
	Non-Family Abuse Protective Order	AP	2	▲	+100.0%	+1
	Permanency Planning	PH	2	▼	-75.0%	-6
	Temporary Detention Order	TD	2	▼	-33.3%	-1
	Truancy	TR	2	▼	-33.3%	-1
	Emergency Custody Order	EC	1	↔		-
	Initial Foster Care	IF	1	↔		-
	Paternity	PT	1	▼	-75.0%	-3
	Voluntary Continuing Services and Support Agree	VA	1	▲	-	+1
	Qualified Residential Treatment	QR	0	▼	-100.0%	-2
	Terminate Parental Rights	TP	0	▼	-100.0%	-2
Total			187	▲	24.7%	+37
GRAND TOTAL			386	▲	13.9%	+47

Dispositions by Major Case Category**

Category	Summary	Change	% Change	Absolute Change
Adult Criminal	90	▼	+2.3%	+2
Child Dependency	9	▲	-52.6%	-10
Child in Need of Services/Supervision	6	↔		0
Custody and Visitation	130	▼	+38.3%	+36
Delinquency	23	▲	+64.3%	+9
Juvenile Miscellaneous	3	▲	-	+3
New to Workload Study	3	↔		0
Other	40	▲	+17.6%	+6
Protective Orders	27	▲	+92.9%	+13
Support	51	▼	-13.6%	-8

* Compared to same time period as previous year
 3/11/2024 12:17:33PM

** Case Type Categories are defined in the 2017 Virginia Judicial Workload Assessment
 Source: SCV-SQL-Information

CPSS - JCMS CASELOAD STATISTICS OF THE JUVENILE & DOMESTIC RELATIONS DISTRICT COURTS
January 2024 thru February 2024 Dispositions (Compared to January 2023 thru February 2023)

Orange

District: 16 FIPS: 137

Traffic		4	▼	-50.0%	-4
	GRAND TOTAL	386	▲	13.9%	+47

2024 Overall GRAND TOTAL		Distribution of Caseload		Change*		Percentage (%) of Caseload			
818 +125 18.0% 		Adult	392	48%	23.3% ▲	+74	Adult	45.9%	47.9%
		Juvenile	426	52%	13.6% ▲	+51	Juvenile	54.1%	52.1%
GRAND TOTAL		818	100%	18.0% ▲	+125	GRAND TOTAL	100%	100%	

Dispositions by Division & Code

Division	Case Type Description	Code	Summary	Change	% Change	Absolute Change
Adult	Misdemeanor	CM	102	▲	+37.8%	+28
	Capias	CA	67	▲	+168.0%	+42
	Show Cause	SC	58	▲	+41.5%	+17
	Civil Support	VS	57	▲	+1.8%	+1
	Other	OT	41	▼	-24.1%	-13
	Felony	CF	40	▲	+21.2%	+7
	Family Abuse - Protective Order	FP	25	▼	-16.7%	-5
	Motion - Protective Order	MP	1	▲	-	+1
	Restricted License for Non-Support	SL	1	▼	-50.0%	-1
	Non-Family Abuse Protective Order	AP	0	▼	-100.0%	-2
	Violation Family Abuse Protective Order	PS	0	▼	-100.0%	-1
	Total			392	▲	23.3%
Juvenile	Custody Visitation	CV	115	▼	-10.2%	-13
	Misdemeanor	DM	69	▲	+91.7%	+33
	Felony	DF	61	▲	+335.7%	+47
	Civil Violation	CI	43	▲	+115.0%	+23
	Status	ST	27	▼	-66.7%	-54
	Show Cause	SC	22	▲	+37.5%	+6
	Non-Family Abuse Protective Order	AP	17	▲	+1,600.0%	+16
	Abuse and Neglect	AN	13	▼	-43.5%	-10
	Truancy	TR	12	▲	+300.0%	+9
	Traffic	T	11	▼	-38.9%	-7
	Permanency Planning	PH	9	▲	+50.0%	+3
	Child In Need of Services	CS	7	▼	-53.3%	-8
	Paternity	PT	5	▼	-16.7%	-1
	Capias	CA	3	▲	-	+3
	Terminate Parental Rights	TP	3	▲	-	+3
	Foster Care Review	FC	2	▼	-33.3%	-1
	Initial Foster Care	IF	2	↔	-	-
	Emergency Custody Order	EC	1	↔	-	-
	Entrustment	ET	1	▲	-	+1
	Mental Commitment	MC	1	▲	-	+1
	Relief of Custody	CR	1	▲	-	+1
	Temporary Detention Order	TD	1	▼	-50.0%	-1
Total			426	▲	13.6%	+51
GRAND TOTAL			818	▲	18.0%	+125

Dispositions by Major Case Category**

Category	Summary	Change	% Change	Absolute Change
Adult Criminal	244	▲	+58.4%	+90
Child Dependency	31	▲	-8.8%	-3
Child in Need of Services/Supervision	19	▲	-20.8%	-5
Custody and Visitation	120	▼	-10.4%	-14
Delinquency	155	▲	+158.3%	+95
Juvenile Miscellaneous	27	▼	-66.7%	-54
New to Workload Study	43	▲	+115.0%	+23
Other	44	▲	-22.8%	-13
Protective Orders	43	▲	+30.3%	+10

* Compared to same time period as previous year
 3/11/2024 12:17:33PM

** Case Type Categories are defined in the 2017 Virginia Judicial Workload Assessment
 Source: SCV-SQL-Information

CPSS - JCMS CASELOAD STATISTICS OF THE JUVENILE & DOMESTIC RELATIONS DISTRICT COURTS
 January 2024 thru February 2024 Dispositions (Compared to January 2023 thru February 2023)

Arlington

District: 17 FIPS: 013

Support	81	▼	+3.8%	+3
Traffic	11	▼	-38.9%	-7
GRAND TOTAL	818	▲	18.0%	+125

2024 Overall GRAND TOTAL		Distribution of Caseload		Change*		Percentage (%) of Caseload			
23	+1 4.5%	Adult	15	65%	50.0% ▲	+5	Adult	45.5%	65.2%
2024	↑	Juvenile	8	35%	-33.3% ▼	-4	Juvenile	54.5%	34.8%
2023		GRAND TOTAL	23	100%	4.5% ▲	+1	GRAND TOTAL	100%	100%

Dispositions by Division & Code


Division	Case Type Description	Code	Summary	Change	% Change	Absolute Change
Adult	Felony	CF	6	▲	+200.0%	+4
	Capias	CA	3	▲	-	+3
	Other	OT	3	↔	-	-
	Civil Support	VS	1	▼	-75.0%	-3
	Family Abuse - Protective Order	FP	1	▲	-	+1
	Show Cause	SC	1	▲	-	+1
	Misdemeanor	CM	0	▼	-100.0%	-1
	Total			15	▲	50.0%
Juvenile	Misdemeanor	DM	3	↔	-	-
	Traffic	T	2	▲	+100.0%	+1
	Abuse and Neglect	AN	1	▲	-	+1
	Felony	DF	1	▲	-	+1
	Status	ST	1	▼	-75.0%	-3
	Custody Visitation	CV	0	▼	-100.0%	-3
	Permanency Planning	PH	0	▼	-100.0%	-1
Total			8	▼	-33.3%	-4
GRAND TOTAL			23	▲	4.5%	+1

Dispositions by Major Case Category**

Category	Summary	Change	% Change	Absolute Change
Adult Criminal	9	▲	+200.0%	+6
Child Dependency	1	▲	-	0
Custody and Visitation	0	▼	-100.0%	-3
Delinquency	4	▲	+33.3%	+1
Juvenile Miscellaneous	1	▼	-75.0%	-3
Other	3	↔	-	0
Protective Orders	1	▲	-	+1
Support	2	▲	-50.0%	-2
Traffic	2	▲	+100.0%	+1
GRAND TOTAL	23	▲	4.5%	+1

* Compared to same time period as previous year
 3/11/2024 12:17:33PM

** Case Type Categories are defined in the 2017 Virginia Judicial Workload Assessment
 Source: SCV-SQL-Information

2024 Overall GRAND TOTAL		Distribution of Caseload			Change*		Percentage (%) of Caseload		
656 -58 -8.1% 	Adult	348	53%	-5.7% ▼	-21	Adult	2023	2024	
	Juvenile	308	47%	-10.7% ▼	-37	Juvenile	51.7%	53.0%	
GRAND TOTAL		656	100%	-8.1% ▼	-58	GRAND TOTAL	100%	100%	

Dispositions by Division & Code

Division	Case Type Description	Code	Summary	Change	% Change	Absolute Change
Adult	Misdemeanor	CM	105	▼	-5.4%	-6
	Other	OT	81	▼	-6.9%	-6
	Civil Support	VS	46	▼	-24.6%	-15
	Felony	CF	33	▲	+6.5%	+2
	Capias	CA	29	▲	+70.6%	+12
	Family Abuse - Protective Order	FP	25	↔		-
	Show Cause	SC	20	▼	-25.9%	-7
	Protective Order	PC	4	▼	-20.0%	-1
	Motion - Protective Order	MP	3	▲	+200.0%	+2
	Non-Family Abuse Protective Order	AP	1	▼	-50.0%	-1
	Violation of Protective Order	PV	1	↔		-
	Remand Support	RS	0	▼	-100.0%	-1
	Total			348	▼	-5.7%
Juvenile	Custody Visitation	CV	137	▼	-32.8%	-67
	Misdemeanor	DM	43	▲	+13.2%	+5
	Status	ST	43	▲	+59.3%	+16
	Felony	DF	15	▲	+87.5%	+7
	Foster Care Review	FC	9	▼	-40.0%	-6
	Abuse and Neglect	AN	8	▲	+300.0%	+6
	Initial Foster Care	IF	8	▲	+300.0%	+6
	Traffic	T	8	▼	-33.3%	-4
	Motion - Protective Order	MP	7	▲	+133.3%	+4
	Special Immigrant Juvenile Status	SI	7	▲	-	+7
	Paternity	PT	6	▲	+200.0%	+4
	Permanency Planning	PH	5	▼	-37.5%	-3
	Truancy	TR	5	▼	-16.7%	-1
	Civil Violation	CI	3	▲	+200.0%	+2
	Other	OT	2	▼	-60.0%	-3
	Temporary Detention Order	TD	2	▲	+100.0%	+1
	Entrustment	ET	0	▼	-100.0%	-1
	Protective Order	PC	0	▼	-100.0%	-1
	Qualified Residential Treatment	QR	0	▼	-100.0%	-3
	Show Cause	SC	0	▼	-100.0%	-2
	Terminate Parental Rights	TP	0	▼	-100.0%	-3
Voluntary Continuing Services and Support Agreem	VA	0	▼	-100.0%	-1	
Total			308	▼	-10.7%	-37
GRAND TOTAL			656	▼	-8.1%	-58

Dispositions by Major Case Category**

Category	Summary	Change	% Change	Absolute Change
Adult Criminal	182	▲	+2.2%	+4
Child Dependency	30	▲	-14.3%	-5
Child in Need of Services/Supervision	5	▼	-28.6%	-2
Custody and Visitation	143	▲	-30.6%	-63
Delinquency	58	▼	+20.8%	+10
Juvenile Miscellaneous	43	▲	+59.3%	+16
New to Workload Study	10	▲	+900.0%	+9
Other	85	▼	-9.6%	-9

* Compared to same time period as previous year
 3/11/2024 12:17:33PM

** Case Type Categories are defined in the 2017 Virginia Judicial Workload Assessment
 Source: SCV-SQL-Information

CPSS - JCMS CASELOAD STATISTICS OF THE JUVENILE & DOMESTIC RELATIONS DISTRICT COURTS
 January 2024 thru February 2024 Dispositions (Compared to January 2023 thru February 2023)

Alexandria

District: 18 FIPS: 510

Protective Orders	36	▲	+16.1%	+5
Support	56	▼	-25.3%	-19
Traffic	8	▼	-33.3%	-4
GRAND TOTAL	656	▼	-8.1%	-58

2024 Overall GRAND TOTAL		Distribution of Caseload		Change*		Percentage (%) of Caseload			
4,165 -648 -13.5% 		Adult	1,981	48%	-18.9% ▼	-461	Adult	50.7%	47.6%
		Juvenile	2,184	52%	-7.9% ▼	-187	Juvenile	49.3%	52.4%
		GRAND TOTAL	4,165	100%	-13.5% ▼	-648	GRAND TOTAL	100%	100%

Dispositions by Division & Code

Division	Case Type Description	Code	Summary	Change	% Change	Absolute Change	
Adult	Misdemeanor	CM	580	▼	-3.5%	-21	
	Other	OT	386	▼	-41.2%	-270	
	Civil Support	VS	313	▼	-31.1%	-141	
	Show Cause	SC	216	▲	+1.9%	+4	
	Felony	CF	185	▲	+8.2%	+14	
	Family Abuse - Protective Order	FP	171	▲	+3.0%	+5	
	Capias	CA	104	▼	-33.3%	-52	
	Remand Support	RS	10	▲	+25.0%	+2	
	Non-Family Abuse Protective Order	AP	7	▲	+133.3%	+4	
	Protective Order	PC	5	▼	-28.6%	-2	
	Violation of Protective Order	PV	4	▲	+300.0%	+3	
	Bond Forfeiture	BF	0	▼	-100.0%	-6	
	Violation Family Abuse Protective Order	PS	0	▼	-100.0%	-1	
	Total		1,981	▼	-18.9%	-461	
Juvenile	Custody Visitation	CV	857	▼	-22.3%	-246	
	Status	ST	344	▼	-22.5%	-100	
	Misdemeanor	DM	282	▲	+10.2%	+26	
	Felony	DF	168	▲	+121.1%	+92	
	Traffic	T	166	▼	-2.9%	-5	
	Special Immigrant Juvenile Status	SI	70	▲	+169.2%	+44	
	Capias	CA	44	▲	+158.8%	+27	
	Paternity	PT	40	▼	-4.8%	-2	
	Show Cause	SC	31	▼	-13.9%	-5	
	Temporary Detention Order	TD	31	▼	-34.0%	-16	
	Abuse and Neglect	AN	21	▼	-19.2%	-5	
	Foster Care Review	FC	17	▼	-26.1%	-6	
	Permanency Planning	PH	15	▼	-21.1%	-4	
	Civil Violation	CI	14	▲	+100.0%	+7	
	Non-Family Abuse Protective Order	AP	14	▼	-17.6%	-3	
	Terminate Parental Rights	TP	14	▲	+250.0%	+10	
	Remand Custody	RC	11	▲	+10.0%	+1	
	Remand Visitation	RV	11	▲	+10.0%	+1	
	Truancy	TR	10	↔	-	-	
	Voluntary Continuing Services and Support Agreen	VA	5	▲	+66.7%	+2	
	Emergency Custody Order	EC	4	▼	-50.0%	-4	
	Motion - Protective Order	MP	4	▲	-	+4	
	Initial Foster Care	IF	3	▼	-75.0%	-9	
	Other	OT	3	▲	-	+3	
	Child In Need of Services	CS	2	▲	-	+2	
	Emancipation	EP	1	▼	-66.7%	-2	
	Family Abuse - Protective Order	FP	1	▲	-	+1	
	Protective Order	PC	1	▲	-	+1	
	Qualified Residential Treatment	QR	0	▼	-100.0%	-1	
		Total		2,184	▼	-7.9%	-187
		GRAND TOTAL		4,165	▼	-13.5%	-648

* Compared to same time period as previous year
 3/11/2024 12:17:33PM

** Case Type Categories are defined in the 2017 Virginia Judicial Workload Assessment
 Source: SCV-SQL-Information

Dispositions by Major Case Category**

Category	Summary	Change	% Change	Absolute Change
Adult Criminal	975	▲	-3.8%	-38
Child Dependency	75	▲	-14.8%	-13
Child in Need of Services/Supervision	13	▲	+8.3%	+1
Custody and Visitation	902	▲	-21.2%	-243
Delinquency	520	▲	+35.8%	+137
Juvenile Miscellaneous	345	▼	-22.8%	-102
New to Workload Study	84	▲	+154.5%	+51
Other	456	▲	-38.3%	-283
Protective Orders	197	▲	+5.9%	+11
Support	432	▼	-27.5%	-164
Traffic	166	▼	-2.9%	-5
GRAND TOTAL	4,165	▼	-13.5%	-648

* Compared to same time period as previous year
 3/11/2024 12:17:33PM

** Case Type Categories are defined in the 2017 Virginia Judicial Workload Assessment
 Source: SCV-SQL-Information

2024 Overall GRAND TOTAL		Distribution of Caseload		Change*		Percentage (%) of Caseload			
422	-1 -0.2%	Adult	190 45%	-13.6%	▼	-30	Adult	52.0%	45.0%
2024		Juvenile	232 55%	14.3%	▲	+29	Juvenile	48.0%	55.0%
2023		GRAND TOTAL	422 100%	-0.2%	▼	-1	GRAND TOTAL	100%	100%

Dispositions by Division & Code

Division	Case Type Description	Code	Summary	Change	% Change	Absolute Change
Adult	Misdemeanor	CM	46	▲	+15.0%	+6
	Civil Support	VS	40	▼	-35.5%	-22
	Felony	CF	22	▲	+22.2%	+4
	Show Cause	SC	22	▼	-35.3%	-12
	Capias	CA	19	▲	+35.7%	+5
	Family Abuse - Protective Order	FP	16	▼	-20.0%	-4
	Other	OT	13	▼	-31.6%	-6
	Motion - Protective Order	MP	6	▼	-50.0%	-6
	Remand Support	RS	5	▲	-	+5
	Protective Order	PC	1	▲	-	+1
	Non-Family Abuse Protective Order	AP	0	▼	-100.0%	-1
	Total		190	▼	-13.6%	-30
Juvenile	Custody Visitation	CV	113	▼	-21.5%	-31
	Traffic	T	27	▲	+80.0%	+12
	Misdemeanor	DM	25	▲	+47.1%	+8
	Abuse and Neglect	AN	16	▲	+300.0%	+12
	Terminate Parental Rights	TP	14	▲	+1,300.0%	+13
	Permanency Planning	PH	6	▲	+500.0%	+5
	Foster Care Review	FC	5	↔	-	-
	Remand Custody	RC	5	▲	-	+5
	Initial Foster Care	IF	4	▲	+33.3%	+1
	Remand Visitation	RV	4	▲	-	+4
	Child In Need of Services	CS	3	▲	+50.0%	+1
	Felony	DF	3	▼	-25.0%	-1
	Entrustment	ET	2	▲	-	+2
	Motion - Protective Order	MP	2	▼	-33.3%	-1
	Non-Family Abuse Protective Order	AP	1	▲	-	+1
	Paternity	PT	1	▲	-	+1
	Voluntary Continuing Services and Support Agreem	VA	1	▲	-	+1
	Emancipation	EP	0	▼	-100.0%	-1
	Status	ST	0	▼	-100.0%	-1
	Truancy	TR	0	▼	-100.0%	-2
	Total		232	▲	14.3%	+29
	GRAND TOTAL		422	▼	-0.2%	-1

Dispositions by Major Case Category**

Category	Summary	Change	% Change	Absolute Change
Adult Criminal	99	▲	+5.3%	+5
Child Dependency	48	▲	+242.9%	+34
Child in Need of Services/Supervision	3	▼	-25.0%	-1
Custody and Visitation	114	▲	-20.8%	-30
Delinquency	28	▲	+33.3%	+7
Juvenile Miscellaneous	0	▼	-100.0%	-2
Other	27	▲	+42.1%	+8
Protective Orders	25	▲	-30.6%	-11
Support	51	▲	-31.1%	-23
Traffic	27	▲	+80.0%	+12

* Compared to same time period as previous year
 3/11/2024 12:17:33PM

** Case Type Categories are defined in the 2017 Virginia Judicial Workload Assessment
 Source: SCV-SQL-Information

GRAND TOTAL

422



-0.2%

-1

2024 Overall GRAND TOTAL		Distribution of Caseload		Change*		Percentage (%) of Caseload			
1,169 +55 4.9% 	2024 2023	Adult	557	48%	-9.6% ▼	-59	Adult	55.3%	47.6%
		Juvenile	612	52%	22.9% ▲	+114	Juvenile	44.7%	52.4%
GRAND TOTAL		1,169	100%	4.9% ▲	+55	GRAND TOTAL	100%	100%	

Dispositions by Division & Code

Division	Case Type Description	Code	Summary	Change	% Change	Absolute Change	
Adult	Misdemeanor	CM	136	▼	-4.9%	-7	
	Show Cause	SC	90	▼	-5.3%	-5	
	Other	OT	86	▼	-3.4%	-3	
	Civil Support	VS	83	▼	-27.2%	-31	
	Felony	CF	56	▼	-8.2%	-5	
	Family Abuse - Protective Order	FP	50	▼	-12.3%	-7	
	Capias	CA	33	▼	+13.8%	+4	
	Motion - Protective Order	MP	15	▲	+36.4%	+4	
	Remand Support	RS	4	▼	-69.2%	-9	
	Non-Family Abuse Protective Order	AP	2	▲	+100.0%	+1	
	Violation of Protective Order	PV	2	↔		-	
	Restricted License for Non-Support	SL	0	▼	-100.0%	-1	
	Total			557	▼	-9.6%	-59
Juvenile	Custody Visitation	CV	295	▲	+27.2%	+63	
	Misdemeanor	DM	105	▲	+43.8%	+32	
	Traffic	T	98	▼	-3.9%	-4	
	Felony	DF	27	▲	+107.7%	+14	
	Terminate Parental Rights	TP	12	▲	-	+12	
	Status	ST	9	▲	+200.0%	+6	
	Foster Care Review	FC	7	▲	+16.7%	+1	
	Remand Custody	RC	7	↔		-	
	Remand Visitation	RV	7	↔		-	
	Temporary Detention Order	TD	7	▼	-36.4%	-4	
	Abuse and Neglect	AN	5	▲	-	+5	
	Initial Foster Care	IF	5	▲	+400.0%	+4	
	Permanency Planning	PH	5	▲	+66.7%	+2	
	Emergency Custody Order	EC	4	▼	-33.3%	-2	
	Mental Commitment	MC	4	▼	-20.0%	-1	
	Capias	CA	3	▲	-	+3	
	Motion - Protective Order	MP	3	▲	+50.0%	+1	
	Paternity	PT	3	▼	-50.0%	-3	
	Truancy	TR	2	▲	-	+2	
	Non-Family Abuse Protective Order	AP	1	▼	-88.9%	-8	
	Relief of Custody	CR	1	▲	-	+1	
	Show Cause	SC	1	▼	-83.3%	-5	
	Voluntary Continuing Services and Support Agree	VA	1	▲	-	+1	
	Child In Need of Services	CS	0	▼	-100.0%	-1	
	Civil Violation	CI	0	▼	-100.0%	-1	
	Other	OT	0	▼	-100.0%	-1	
	Qualified Residential Treatment	QR	0	▼	-100.0%	-3	
	Total			612	▲	22.9%	+114
	GRAND TOTAL			1,169	▲	4.9%	+55

Dispositions by Major Case Category**

Category	Summary	Change	% Change	Absolute Change
Adult Criminal	286	▲	-2.4%	-7
Child Dependency	36	▲	+176.9%	+23
Child in Need of Services/Supervision	2	▲	+100.0%	+1
Custody and Visitation	298	▼	+25.2%	+60

CPSS - JCMS CASELOAD STATISTICS OF THE JUVENILE & DOMESTIC RELATIONS DISTRICT COURTS
 January 2024 thru February 2024 Dispositions (Compared to January 2023 thru February 2023)

Delinquency	136	▲	+47.8%	+44
Juvenile Miscellaneous	9	▲	+200.0%	+6
New to Workload Study	0	▼	-100.0%	-1
Other	119	▼	-14.4%	-20
Protective Orders	71	▲	-11.3%	-9
Support	114	▼	-25.0%	-38
Traffic	98	▼	-3.9%	-4
GRAND TOTAL	1,169	▲	4.9%	+55

2024 Overall GRAND TOTAL	Distribution of Caseload	Change*	Percentage (%) of Caseload																											
37 -8 -17.8% 	<table border="1"> <tr> <td>Adult</td> <td>15</td> <td>41%</td> <td>-44.4% ▼</td> <td>-12</td> </tr> <tr> <td>Juvenile</td> <td>22</td> <td>59%</td> <td>22.2% ▲</td> <td>+4</td> </tr> <tr> <td>GRAND TOTAL</td> <td>37</td> <td>100%</td> <td>-17.8% ▼</td> <td>-8</td> </tr> </table>	Adult	15	41%	-44.4% ▼	-12	Juvenile	22	59%	22.2% ▲	+4	GRAND TOTAL	37	100%	-17.8% ▼	-8		<table border="1"> <tr> <td></td> <td>2023</td> <td>2024</td> </tr> <tr> <td>Adult</td> <td>60.0%</td> <td>40.5%</td> </tr> <tr> <td>Juvenile</td> <td>40.0%</td> <td>59.5%</td> </tr> <tr> <td>GRAND TOTAL</td> <td>100%</td> <td>100%</td> </tr> </table>		2023	2024	Adult	60.0%	40.5%	Juvenile	40.0%	59.5%	GRAND TOTAL	100%	100%
Adult	15	41%	-44.4% ▼	-12																										
Juvenile	22	59%	22.2% ▲	+4																										
GRAND TOTAL	37	100%	-17.8% ▼	-8																										
	2023	2024																												
Adult	60.0%	40.5%																												
Juvenile	40.0%	59.5%																												
GRAND TOTAL	100%	100%																												

Dispositions by Division & Code

Division	Case Type Description	Code	Summary	Change	% Change	Absolute Change
Adult	Felony	CF	3	▲	-	+3
	Misdemeanor	CM	3	▼	-50.0%	-3
	Other	OT	3	▼	-62.5%	-5
	Family Abuse - Protective Order	FP	2	▲	+100.0%	+1
	Motion - Protective Order	MP	1	▲	-	+1
	Non-Family Abuse Protective Order	AP	1	▲	-	+1
	Remand Support	RS	1	▲	-	+1
	Show Cause	SC	1	▼	-87.5%	-7
	Civil Support	VS	0	▼	-100.0%	-3
	Violation of Protective Order	PV	0	▼	-100.0%	-1
	Total			15	▼	-44.4%
Juvenile	Custody Visitation	CV	8	↔	-	-
	Misdemeanor	DM	6	↔	-	-
	Traffic	T	6	▲	+200.0%	+4
	Remand Custody	RC	1	▲	-	+1
	Remand Visitation	RV	1	▲	-	+1
	Felony	DF	0	▼	-100.0%	-2
Total			22	▲	22.2%	+4
GRAND TOTAL			37	▼	-17.8%	-8

Dispositions by Major Case Category**

Category	Summary	Change	% Change	Absolute Change
Adult Criminal	7	▲	-50.0%	-7
Custody and Visitation	8	↔	-	0
Delinquency	6	▼	-25.0%	-2
Other	6	▲	-25.0%	-2
Protective Orders	4	▲	+300.0%	+3
Support	0	▼	-100.0%	-4
Traffic	6	▲	+200.0%	+4
GRAND TOTAL	37	▼	-17.8%	-8

* Compared to same time period as previous year
 3/11/2024 12:17:33PM

** Case Type Categories are defined in the 2017 Virginia Judicial Workload Assessment
 Source: SCV-SQL-Information

2024 Overall GRAND TOTAL		Distribution of Caseload		Change*		Percentage (%) of Caseload		
691	-12 -1.7%	Adult	359 52%	-6.3% ▼	-24	Adult	54.5%	52.0%
2024		Juvenile	332 48%	3.8% ▲	+12	Juvenile	45.5%	48.0%
2023		GRAND TOTAL	691 100%	-1.7% ▼	-12	GRAND TOTAL	100%	100%

Dispositions by Division & Code

Division	Case Type Description	Code	Summary	Change	% Change	Absolute Change
Adult	Civil Support	VS	103	▼	-2.8%	-3
	Misdemeanor	CM	66	▲	+11.9%	+7
	Other	OT	48	▼	-17.2%	-10
	Show Cause	SC	42	▼	-52.8%	-47
	Felony	CF	32	▲	+128.6%	+18
	Capias	CA	30	▲	+3.4%	+1
	Family Abuse - Protective Order	FP	26	▲	+13.0%	+3
	Motion - Protective Order	MP	6	▲	+100.0%	+3
	Protective Order	PC	3	▲	+50.0%	+1
	Bond Forfeiture	BF	1	▲	-	+1
	Non-Family Abuse Protective Order	AP	1	▲	-	+1
	Violation of Protective Order	PV	1	▲	-	+1
	Total		359	▼	-6.3%	-24
Juvenile	Custody Visitation	CV	218	▼	-6.8%	-16
	Status	ST	19	▲	+280.0%	+14
	Misdemeanor	DM	16	▲	+100.0%	+8
	Foster Care Review	FC	14	▲	+75.0%	+6
	Permanency Planning	PH	11	▼	-8.3%	-1
	Paternity	PT	9	▼	-57.1%	-12
	Felony	DF	8	▲	+60.0%	+3
	Temporary Detention Order	TD	7	▲	+600.0%	+6
	Initial Foster Care	IF	6	▲	-	+6
	Traffic	T	6	↔	-	-
	Abuse and Neglect	AN	5	▼	-16.7%	-1
	Terminate Parental Rights	TP	4	▲	+33.3%	+1
	Relief of Custody	CR	2	▼	-50.0%	-2
	Special Immigrant Juvenile Status	SI	2	▲	-	+2
	Capias	CA	1	▲	-	+1
	Child In Need of Services	CS	1	↔	-	-
	Emancipation	EP	1	▲	-	+1
	Emergency Custody Order	EC	1	↔	-	-
	Truancy	TR	1	▼	-75.0%	-3
	Motion - Protective Order	MP	0	▼	-100.0%	-1
	Total		332	▲	3.8%	+12
GRAND TOTAL			691	▼	-1.7%	-12

Dispositions by Major Case Category**

Category	Summary	Change	% Change	Absolute Change
Adult Criminal	162	▲	+23.7%	+31
Child Dependency	42	▲	+27.3%	+9
Child in Need of Services/Supervision	2	▼	-60.0%	-3
Custody and Visitation	227	▼	-11.0%	-28
Delinquency	25	▲	+92.3%	+12
Juvenile Miscellaneous	20	▲	+300.0%	+15
New to Workload Study	2	▲	-	+2
Other	56	▲	-6.7%	-4
Protective Orders	33	▲	+22.2%	+6
Support	116	▼	-31.0%	-52

* Compared to same time period as previous year
 3/11/2024 12:17:33PM

** Case Type Categories are defined in the 2017 Virginia Judicial Workload Assessment
 Source: SCV-SQL-Information

Traffic		6	↔		0
	GRAND TOTAL	691	▼	-1.7%	-12

2024 Overall GRAND TOTAL		Distribution of Caseload		Change*		Percentage (%) of Caseload			
248 	+4 1.6%	Adult	110	44%	-33.3% ▼	-55	Adult	67.6%	44.4%
		Juvenile	138	56%	74.7% ▲	+59	Juvenile	32.4%	55.6%
		GRAND TOTAL	248	100%	1.6% ▲	+4	GRAND TOTAL	100%	100%

Dispositions by Division & Code

Division	Case Type Description	Code	Summary	Change	% Change	Absolute Change
Adult	Civil Support	VS	31	▼	-11.4%	-4
	Misdemeanor	CM	24	↔		-
	Show Cause	SC	22	▼	-51.1%	-23
	Other	OT	12	▼	-25.0%	-4
	Capias	CA	10	▲	+11.1%	+1
	Felony	CF	5	▼	-77.3%	-17
	Family Abuse - Protective Order	FP	4	▼	-66.7%	-8
	Violation of Protective Order	PV	2	▲	-	+2
	Motion - Protective Order	MP	0	▼	-100.0%	-1
	Restricted License for Non-Support	SL	0	▼	-100.0%	-1
	Total		110	▼	-33.3%	-55
Juvenile	Custody Visitation	CV	88	▲	+39.7%	+25
	Misdemeanor	DM	14	▲	+366.7%	+11
	Felony	DF	9	▲	+350.0%	+7
	Traffic	T	9	▲	+80.0%	+4
	Abuse and Neglect	AN	3	▲	-	+3
	Paternity	PT	3	▲	+50.0%	+1
	Truancy	TR	3	▲	-	+3
	Emergency Custody Order	EC	2	▲	+100.0%	+1
	Permanency Planning	PH	2	▲	+100.0%	+1
	Child at Risk	RI	1	↔		-
	Child In Need of Services	CS	1	▲	-	+1
	Remand Custody	RC	1	▲	-	+1
	Remand Visitation	RV	1	▲	-	+1
	Temporary Detention Order	TD	1	↔		-
		Total		138	▲	74.7%
GRAND TOTAL			248	▲	1.6%	+4

Dispositions by Major Case Category**

Category	Summary	Change	% Change	Absolute Change
Adult Criminal	53	▲	-36.9%	-31
Child Dependency	6	▲	+200.0%	+4
Child in Need of Services/Supervision	4	▲	-	+4
Custody and Visitation	91	▲	+40.0%	+26
Delinquency	23	▲	+360.0%	+18
Other	17	▲	-5.6%	-1
Protective Orders	4	▼	-69.2%	-9
Support	41	▼	-21.2%	-11
Traffic	9	▲	+80.0%	+4
GRAND TOTAL	248	▲	1.6%	+4

* Compared to same time period as previous year
 3/11/2024 12:17:33PM

** Case Type Categories are defined in the 2017 Virginia Judicial Workload Assessment
 Source: SCV-SQL-Information

2024 Overall GRAND TOTAL		Distribution of Caseload		Change*		Percentage (%) of Caseload				
235 +62 35.8% 	Adult	85	36%	-5.6%	▼	-5	2023	52.0%	2024	36.2%
	Juvenile	150	64%	80.7%	▲	+67	Juvenile	48.0%	63.8%	
GRAND TOTAL		235	100%	35.8%	▲	+62	GRAND TOTAL	100%	100%	

Dispositions by Division & Code

Division	Case Type Description	Code	Summary	Change	% Change	Absolute Change	
Adult	Misdemeanor	CM	19	▲	+46.2%	+6	
	Civil Support	VS	16	▼	-5.9%	-1	
	Show Cause	SC	14	▼	-41.7%	-10	
	Family Abuse - Protective Order	FP	11	▲	+37.5%	+3	
	Felony	CF	9	▼	-43.8%	-7	
	Other	OT	6	▼	-25.0%	-2	
	Motion - Protective Order	MP	5	▲	+400.0%	+4	
	Capias	CA	4	▲	+300.0%	+3	
	Remand Support	RS	1	↔		-	
	Restricted License for Non-Support	SL	0	▼	-100.0%	-1	
Total			85	▼	-5.6%	-5	
Juvenile	Custody Visitation	CV	94	▲	+118.6%	+51	
	Abuse and Neglect	AN	22	▲	+83.3%	+10	
	Foster Care Review	FC	12	▲	+200.0%	+8	
	Permanency Planning	PH	7	▲	+600.0%	+6	
	Remand Custody	RC	4	▼	-20.0%	-1	
	Remand Visitation	RV	4	▲	+33.3%	+1	
	Initial Foster Care	IF	2	▲	+100.0%	+1	
	Terminate Parental Rights	TP	2	▲	-	+2	
	Capias	CA	1	▲	-	+1	
	Family Abuse - Protective Order	FP	1	▲	-	+1	
	Voluntary Continuing Services and Support Agreen	VA	1	▲	-	+1	
	Emergency Custody Order	EC	0	▼	-100.0%	-1	
	Felony	DF	0	▼	-100.0%	-7	
	Misdemeanor	DM	0	▼	-100.0%	-4	
	Non-Family Abuse Protective Order	AP	0	▼	-100.0%	-1	
	Traffic	T	0	▼	-100.0%	-1	
	Total			150	▲	80.7%	+67
	GRAND TOTAL			235	▲	35.8%	+62

Dispositions by Major Case Category**

Category	Summary	Change	% Change	Absolute Change	
Adult Criminal	46	▲	-4.2%	-2	
Child Dependency	46	▲	+155.6%	+28	
Custody and Visitation	94	▲	+118.6%	+51	
Delinquency	1	▲	-90.9%	-10	
Other	15	▼	-16.7%	-3	
Protective Orders	17	▲	+70.0%	+7	
Support	16	▼	-33.3%	-8	
Traffic	0	▼	-100.0%	-1	
GRAND TOTAL		235	▲	35.8%	+62

* Compared to same time period as previous year
 3/11/2024 12:17:33PM

** Case Type Categories are defined in the 2017 Virginia Judicial Workload Assessment
 Source: SCV-SQL-Information

2024 Overall GRAND TOTAL		Distribution of Caseload		Change*		Percentage (%) of Caseload			
679 	+30	Adult	478	70%	2.1% ▲	+10	Adult	72.1%	70.4%
	4.6%	Juvenile	201	30%	11.0% ▲	+20	Juvenile	27.9%	29.6%
		GRAND TOTAL	679	100%	4.6% ▲	+30	GRAND TOTAL	100%	100%

Dispositions by Division & Code

Division	Case Type Description	Code	Summary	Change	% Change	Absolute Change
Adult	Misdemeanor	CM	132	▼	-5.7%	-8
	Capias	CA	93	▲	+34.8%	+24
	Other	OT	85	▲	+11.8%	+9
	Show Cause	SC	67	▼	-23.0%	-20
	Civil Support	VS	62	▲	+14.8%	+8
	Felony	CF	24	▲	+9.1%	+2
	Family Abuse - Protective Order	FP	9	▼	-50.0%	-9
	Non-Family Abuse Protective Order	AP	4	▲	-	+4
	Violation of Protective Order	PV	2	▲	+100.0%	+1
	Motion - Protective Order	MP	0	▼	-100.0%	-1
	Total		478	▲	2.1%	+10
Juvenile	Custody Visitation	CV	94	▲	+5.6%	+5
	Misdemeanor	DM	37	▼	-5.1%	-2
	Status	ST	15	▲	+15.4%	+2
	Truancy	TR	15	▲	+650.0%	+13
	Felony	DF	12	↔	-	-
	Traffic	T	6	▲	+50.0%	+2
	Abuse and Neglect	AN	5	▲	+400.0%	+4
	Child In Need of Services	CS	3	▲	+200.0%	+2
	Initial Foster Care	IF	3	▲	+50.0%	+1
	Permanency Planning	PH	3	▲	+50.0%	+1
	Temporary Detention Order	TD	2	▲	-	+2
	Emancipation	EP	1	▲	-	+1
	Emergency Custody Order	EC	1	↔	-	-
	Entrustment	ET	1	▲	-	+1
	Foster Care Review	FC	1	▼	-80.0%	-4
	Non-Family Abuse Protective Order	AP	1	▲	-	+1
	Paternity	PT	1	▼	-50.0%	-1
	Mental Commitment	MC	0	▼	-100.0%	-3
	Terminate Parental Rights	TP	0	▼	-100.0%	-5
		Total		201	▲	11.0%
GRAND TOTAL			679	▲	4.6%	+30

Dispositions by Major Case Category**

Category	Summary	Change	% Change	Absolute Change	
Adult Criminal	298	▲	+4.2%	+12	
Child Dependency	13	▲	-13.3%	-2	
Child in Need of Services/Supervision	18	▲	+500.0%	+15	
Custody and Visitation	95	▼	+4.4%	+4	
Delinquency	49	▼	-3.9%	-2	
Juvenile Miscellaneous	16	▲	+23.1%	+3	
Other	88	▲	+10.0%	+8	
Protective Orders	14	▲	-26.3%	-5	
Support	82	▼	-5.7%	-5	
Traffic	6	▲	+50.0%	+2	
GRAND TOTAL		679	▲	4.6%	+30

* Compared to same time period as previous year
 3/11/2024 12:17:33PM

** Case Type Categories are defined in the 2017 Virginia Judicial Workload Assessment
 Source: SCV-SQL-Information

2024 Overall GRAND TOTAL		Distribution of Caseload		Change*		Percentage (%) of Caseload		
618	-116 -15.8%	Adult	221 36%	-24.3% ▼	-71	Adult	39.8%	35.8%
2024		Juvenile	397 64%	-10.2% ▼	-45	Juvenile	60.2%	64.2%
2023		GRAND TOTAL	618 100%	-15.8% ▼	-116	GRAND TOTAL	100%	100%

Dispositions by Division & Code

Division	Case Type Description	Code	Summary	Change	% Change	Absolute Change
Adult	Misdemeanor	CM	52	▼	-28.8%	-21
	Civil Support	VS	45	▲	+2.3%	+1
	Other	OT	42	▼	-50.0%	-42
	Show Cause	SC	28	▼	-12.5%	-4
	Family Abuse - Protective Order	FP	21	▲	+75.0%	+9
	Capias	CA	9	▼	-50.0%	-9
	Felony	CF	8	▼	-42.9%	-6
	Non-Family Abuse Protective Order	AP	7	▼	-12.5%	-1
	Motion - Protective Order	MP	4	▼	-20.0%	-1
	Violation of Protective Order	PV	3	▲	+200.0%	+2
	Remand Support	RS	2	▲	-	+2
	Bond Forfeiture	BF	0	▼	-100.0%	-1
		Total		221	▼	-24.3%
Juvenile	Custody Visitation	CV	217	▼	-8.8%	-21
	Misdemeanor	DM	50	▼	-10.7%	-6
	Abuse and Neglect	AN	36	▲	+56.5%	+13
	Remand Visitation	RV	16	▲	+1,500.0%	+15
	Remand Custody	RC	14	▲	+1,300.0%	+13
	Traffic	T	10	▼	-28.6%	-4
	Foster Care Review	FC	8	▲	+60.0%	+3
	Status	ST	8	▲	-20.0%	-2
	Permanency Planning	PH	6	▼	-25.0%	-2
	Relief of Custody	CR	6	▲	-	+6
	Felony	DF	5	▼	-78.3%	-18
	Initial Foster Care	IF	5	▼	-54.5%	-6
	Terminate Parental Rights	TP	5	▼	-16.7%	-1
	Child In Need of Services	CS	4	▼	-42.9%	-3
	Motion - Protective Order	MP	3	▼	-81.3%	-13
	Truancy	TR	2	▼	-66.7%	-4
	Paternity	PT	1	▼	-85.7%	-6
	Special Immigrant Juvenile Status	SI	1	▲	-	+1
	Civil Violation	CI	0	▼	-100.0%	-1
	Emergency Custody Order	EC	0	▼	-100.0%	-1
	Entrustment	ET	0	▼	-100.0%	-1
	Qualified Residential Treatment	QR	0	▼	-100.0%	-4
	Voluntary Continuing Services and Support Agreem	VA	0	▼	-100.0%	-3
		Total		397	▼	-10.2%
GRAND TOTAL			618	▼	-15.8%	-116

Dispositions by Major Case Category**

Category	Summary	Change	% Change	Absolute Change
Adult Criminal	89	▼	-27.0%	-33
Child Dependency	66	▲	+8.2%	+5
Child in Need of Services/Supervision	6	▼	-53.8%	-7
Custody and Visitation	218	▼	-11.0%	-27
Delinquency	55	▼	-30.4%	-24
Juvenile Miscellaneous	8	▲	-20.0%	-2
New to Workload Study	1	▲	-	0

* Compared to same time period as previous year
 3/11/2024 12:17:33PM

** Case Type Categories are defined in the 2017 Virginia Judicial Workload Assessment
 Source: SCV-SQL-Information

Other	74	▲	-14.9%	-13
Protective Orders	35	▼	-14.6%	-6
Support	56	▼	-8.2%	-5
Traffic	10	▼	-28.6%	-4
GRAND TOTAL	618	▼	-15.8%	-116

2024 Overall GRAND TOTAL		Distribution of Caseload		Change*		Percentage (%) of Caseload		
618 	+64 11.6%	Adult	274 44%	-2.8% ▼	-8	Adult	50.9%	44.3%
		Juvenile	344 56%	26.5% ▲	+72	Juvenile	49.1%	55.7%
		GRAND TOTAL	618 100%	11.6% ▲	+64	GRAND TOTAL	100%	100%

Dispositions by Division & Code

Division	Case Type Description	Code	Summary	Change	% Change	Absolute Change
Adult	Civil Support	VS	72	▲	+35.8%	+19
	Misdemeanor	CM	69	▼	-31.7%	-32
	Other	OT	50	▲	+6.4%	+3
	Show Cause	SC	27	▼	-37.2%	-16
	Family Abuse - Protective Order	FP	25	▲	+78.6%	+11
	Capias	CA	13	▼	-13.3%	-2
	Felony	CF	11	▲	+37.5%	+3
	Motion - Protective Order	MP	2	▲	+100.0%	+1
	Violation of Protective Order	PV	2	▲	-	+2
	Non-Family Abuse Protective Order	AP	1	▲	-	+1
	Remand Support	RS	1	▲	-	+1
	Violation Family Abuse Protective Order	PS	1	▲	-	+1
		Total		274	▼	-2.8%
Juvenile	Custody Visitation	CV	256	▲	+36.9%	+69
	Traffic	T	13	▼	-13.3%	-2
	Misdemeanor	DM	9	▼	-10.0%	-1
	Abuse and Neglect	AN	8	▲	+14.3%	+1
	Voluntary Continuing Services and Support Agreem	VA	8	▲	+60.0%	+3
	Permanency Planning	PH	7	▼	-65.0%	-13
	Foster Care Review	FC	6	▲	+50.0%	+2
	Initial Foster Care	IF	6	▲	+200.0%	+4
	Paternity	PT	5	▲	-	+5
	Child at Risk	RI	4	▲	+300.0%	+3
	Child In Need of Services	CS	4	▼	-33.3%	-2
	Status	ST	4	▼	-	-
	Truancy	TR	4	▲	+300.0%	+3
	Motion - Protective Order	MP	2	↔	-	-
	Non-Family Abuse Protective Order	AP	2	▲	-	+2
	Civil Violation	CI	1	▲	-	+1
	Emancipation	EP	1	▲	-	+1
	Emergency Custody Order	EC	1	▲	-	+1
	Felony	DF	1	▼	-66.7%	-2
	Relief of Custody	CR	1	↔	-	-
	Temporary Detention Order	TD	1	↔	-	-
	Qualified Residential Treatment	QR	0	▼	-100.0%	-3
		Total		344	▲	26.5%
	GRAND TOTAL		618	▲	11.6%	+64

Dispositions by Major Case Category**

Category	Summary	Change	% Change	Absolute Change
Adult Criminal	117	▲	-23.5%	-36
Child Dependency	40	▲	-7.0%	-3
Child in Need of Services/Supervision	8	▲	+14.3%	+1
Custody and Visitation	261	▲	+39.6%	+74
Delinquency	10	▼	-23.1%	-3
Juvenile Miscellaneous	5	▲	+25.0%	+1
New to Workload Study	1	▲	-	+1
Other	53	▲	+10.4%	+5

* Compared to same time period as previous year
 3/11/2024 12:17:33PM

** Case Type Categories are defined in the 2017 Virginia Judicial Workload Assessment
 Source: SCV-SQL-Information

Protective Orders	32	▲	+88.2%	+15
Support	78	▼	+16.4%	+11
Traffic	13	▼	-13.3%	-2
GRAND TOTAL	618	▲	11.6%	+64

2024 Overall GRAND TOTAL		Distribution of Caseload			Change*		Percentage (%) of Caseload		
1,485	-306 -17.1%	Adult	701	47%	-14.2% ▼	-116	Adult	45.6%	47.2%
2024		Juvenile	784	53%	-19.5% ▼	-190	Juvenile	54.4%	52.8%
2023		GRAND TOTAL	1,485	100%	-17.1% ▼	-306	GRAND TOTAL	100%	100%

Dispositions by Division & Code

Division	Case Type Description	Code	Summary	Change	% Change	Absolute Change
Adult	Misdemeanor	CM	215	▲	+3.4%	+7
	Civil Support	VS	148	▼	-1.3%	-2
	Other	OT	133	▼	-12.5%	-19
	Show Cause	SC	68	▼	-48.9%	-65
	Family Abuse - Protective Order	FP	65	▼	-30.9%	-29
	Felony	CF	39	▲	+39.3%	+11
	Capias	CA	11	▼	-26.7%	-4
	Motion - Protective Order	MP	8	▲	+166.7%	+5
	Remand Support	RS	6	▲	+200.0%	+4
	Violation of Protective Order	PV	6	▲	+20.0%	+1
	Non-Family Abuse Protective Order	AP	2	▼	-92.6%	-25
	Total		701	▼	-14.2%	-116
Juvenile	Custody Visitation	CV	413	▼	-35.1%	-223
	Misdemeanor	DM	50	▲	+22.0%	+9
	Abuse and Neglect	AN	43	▲	+13.2%	+5
	Permanency Planning	PH	35	▼	-35.2%	-19
	Foster Care Review	FC	30	▼	-31.8%	-14
	Temporary Detention Order	TD	30	▲	+200.0%	+20
	Terminate Parental Rights	TP	27	▲	+80.0%	+12
	Traffic	T	26	▲	+85.7%	+12
	Truancy	TR	20	↔		-
	Initial Foster Care	IF	19	▲	+46.2%	+6
	Emergency Custody Order	EC	12	▲	-	+12
	Mental Commitment	MC	12	▲	+20.0%	+2
	Special Immigrant Juvenile Status	SI	11	▲	-	+11
	Paternity	PT	9	▼	-18.2%	-2
	Remand Custody	RC	9	▲	+125.0%	+5
	Motion - Protective Order	MP	7	▼	-58.8%	-10
	Relief of Custody	CR	5	▲	+150.0%	+3
	Remand Visitation	RV	5	▲	+25.0%	+1
	Child In Need of Services	CS	4	↔		-
	Felony	DF	4	▼	-73.3%	-11
	Status	ST	4	▲	+100.0%	+2
	Non-Family Abuse Protective Order	AP	3	▼	-57.1%	-4
	Voluntary Continuing Services and Support Agreem	VA	3	▲	+50.0%	+1
	Capias	CA	1	↔		-
	Entrustment	ET	1	↔		-
	Restricted Operators License	RL	1	▲	-	+1
	Child at Risk	RI	0	▼	-100.0%	-1
	Emancipation	EP	0	▼	-100.0%	-1
	Family Abuse - Protective Order	FP	0	▼	-100.0%	-1
	Qualified Residential Treatment	QR	0	▼	-100.0%	-6
		Total		784	▼	-19.5%
GRAND TOTAL			1,485	▼	-17.1%	-306

Dispositions by Major Case Category**

Category	Summary	Change	% Change	Absolute Change
Adult Criminal	319	▲	+7.0%	+21
Child Dependency	163	▲	-7.4%	-13

* Compared to same time period as previous year
 3/11/2024 12:17:33PM

** Case Type Categories are defined in the 2017 Virginia Judicial Workload Assessment
 Source: SCV-SQL-Information

Child in Need of Services/Supervision	24	↔		0
Custody and Visitation	422	▼	-34.8%	-225
Delinquency	55	▼	-3.5%	-2
Juvenile Miscellaneous	4	▲	+33.3%	+1
New to Workload Study	11	▲	-	+11
Other	207	▲	+13.7%	+25
Protective Orders	85	▼	-43.0%	-64
Support	168	▼	-30.3%	-73
Traffic	27	▲	+92.9%	+13
GRAND TOTAL	1,485	▼	-17.1%	-306

2024 Overall GRAND TOTAL		Distribution of Caseload		Change*		Percentage (%) of Caseload		
834	+109 15.0%	Adult	303 36%	-8.5% ▼	-28	Adult	45.7%	36.3%
2024	↑	Juvenile	531 64%	34.8% ▲	+137	Juvenile	54.3%	63.7%
2023		GRAND TOTAL	834 100%	15.0% ▲	+109	GRAND TOTAL	100%	100%

Dispositions by Division & Code

Division	Case Type Description	Code	Summary	Change	% Change	Absolute Change
Adult	Misdemeanor	CM	99	▲	+20.7%	+17
	Civil Support	VS	67	▼	-13.0%	-10
	Other	OT	42	▼	-22.2%	-12
	Show Cause	SC	41	▼	-19.6%	-10
	Family Abuse - Protective Order	FP	28	▲	+27.3%	+6
	Felony	CF	14	▼	-26.3%	-5
	Capias	CA	8	▲	+33.3%	+2
	Remand Support	RS	2	▼	-81.8%	-9
	Motion - Protective Order	MP	1	▼	-66.7%	-2
	Non-Family Abuse Protective Order	AP	1	▼	-83.3%	-5
	Total		303	▼	-8.5%	-28
Juvenile	Custody Visitation	CV	292	▲	+49.0%	+96
	Misdemeanor	DM	55	▲	+161.9%	+34
	Status	ST	35	▲	+29.6%	+8
	Traffic	T	24	▼	-31.4%	-11
	Abuse and Neglect	AN	21	▲	+61.5%	+8
	Felony	DF	21	▲	+40.0%	+6
	Terminate Parental Rights	TP	14	▲	-	+14
	Permanency Planning	PH	13	▼	-23.5%	-4
	Voluntary Continuing Services and Support Agreem	VA	11	▲	+120.0%	+6
	Truancy	TR	8	▲	+14.3%	+1
	Initial Foster Care	IF	7	▲	+250.0%	+5
	Child In Need of Services	CS	6	▲	+200.0%	+4
	Motion - Protective Order	MP	5	↔	-	-
	Foster Care Review	FC	4	▼	-55.6%	-5
	Non-Family Abuse Protective Order	AP	4	▲	+100.0%	+2
	Paternity	PT	4	▼	-20.0%	-1
	Civil Violation	CI	3	▲	+200.0%	+2
	Remand Custody	RC	3	▼	-87.5%	-21
	Temporary Detention Order	TD	1	▼	-75.0%	-3
	Qualified Residential Treatment	QR	0	▼	-100.0%	-1
Relief of Custody	CR	0	▼	-100.0%	-1	
Remand Visitation	RV	0	▼	-100.0%	-2	
	Total		531	▲	34.8%	+137
GRAND TOTAL			834	▲	15.0%	+109

Dispositions by Major Case Category**

Category	Summary	Change	% Change	Absolute Change
Adult Criminal	146	▲	+8.1%	+11
Child Dependency	70	▲	+45.8%	+22
Child in Need of Services/Supervision	14	▲	+55.6%	+5
Custody and Visitation	296	▲	+47.3%	+95
Delinquency	76	▲	+111.1%	+40
Juvenile Miscellaneous	35	▲	+29.6%	+8
New to Workload Study	3	▲	+200.0%	+2
Other	48	▼	-49.5%	-47
Protective Orders	39	▼	+2.6%	+1
Support	83	▼	-17.0%	-17

* Compared to same time period as previous year
 3/11/2024 12:17:33PM

** Case Type Categories are defined in the 2017 Virginia Judicial Workload Assessment
 Source: SCV-SQL-Information

Traffic		24	▼	-31.4%	-11
	GRAND TOTAL	834	▲	15.0%	+109

2024 Overall GRAND TOTAL		Distribution of Caseload		Change*		Percentage (%) of Caseload			
315 -36 -10.3% 		Adult	131	42%	-17.1% ▼	-27	Adult	45.0%	41.6%
		Juvenile	184	58%	-4.7% ▼	-9	Juvenile	55.0%	58.4%
		GRAND TOTAL	315	100%	-10.3% ▼	-36	GRAND TOTAL	100%	100%

Dispositions by Division & Code

Division	Case Type Description	Code	Summary	Change	% Change	Absolute Change
Adult	Misdemeanor	CM	41	▼	-2.4%	-1
	Civil Support	VS	28	▲	+3.7%	+1
	Capias	CA	19	▲	+280.0%	+14
	Other	OT	16	↔		-
	Show Cause	SC	9	▼	-70.0%	-21
	Family Abuse - Protective Order	FP	7	▼	-22.2%	-2
	Felony	CF	6	▼	-76.0%	-19
	Remand Support	RS	4	▲	+100.0%	+2
	Motion - Protective Order	MP	1	↔		-
	Violation of Protective Order	PV	0	▼	-100.0%	-1
	Total		131	▼	-17.1%	-27
Juvenile	Custody Visitation	CV	54	▼	-30.8%	-24
	Misdemeanor	DM	42	▲	+75.0%	+18
	Traffic	T	22	▲	+22.2%	+4
	Abuse and Neglect	AN	15	▼	-6.3%	-1
	Mental Commitment	MC	9	↔		-
	Initial Foster Care	IF	8	▲	+300.0%	+6
	Felony	DF	5	▼	-50.0%	-5
	Foster Care Review	FC	5	▲	+25.0%	+1
	Status	ST	5	▲	+150.0%	+3
	Remand Custody	RC	4	▲	+100.0%	+2
	Remand Visitation	RV	4	▲	+100.0%	+2
	Voluntary Continuing Services and Support Agreem	VA	4	▼	-20.0%	-1
	Motion - Protective Order	MP	3	▼	-40.0%	-2
	Child In Need of Services	CS	1	▲	-	+1
	Emergency Custody Order	EC	1	▼	-50.0%	-1
	Permanency Planning	PH	1	▼	-83.3%	-5
	Temporary Detention Order	TD	1	↔		-
	Paternity	PT	0	▼	-100.0%	-3
	Qualified Residential Treatment	QR	0	▼	-100.0%	-1
	Terminate Parental Rights	TP	0	▼	-100.0%	-2
Truancy	TR	0	▼	-100.0%	-1	
	Total		184	▼	-4.7%	-9
GRAND TOTAL			315	▼	-10.3%	-36

Dispositions by Major Case Category**

Category	Summary	Change	% Change	Absolute Change
Adult Criminal	73	▲	-14.1%	-12
Child Dependency	33	▲	-8.3%	-3
Child in Need of Services/Supervision	1	▲		0
Custody and Visitation	54	▼	-33.3%	-27
Delinquency	47	▲	+38.2%	+13
Juvenile Miscellaneous	5	▲	+150.0%	+3
Other	39	▲	+14.7%	+5
Protective Orders	11	▼	-26.7%	-4
Support	30	▼	-33.3%	-15
Traffic	22	▲	+22.2%	+4

* Compared to same time period as previous year
 3/11/2024 12:17:33PM

** Case Type Categories are defined in the 2017 Virginia Judicial Workload Assessment
 Source: SCV-SQL-Information

CPSS - JCMS CASELOAD STATISTICS OF THE JUVENILE & DOMESTIC RELATIONS DISTRICT COURTS
January 2024 thru February 2024 Dispositions (Compared to January 2023 thru February 2023)

Salem

District: 23 FIPS: 775

GRAND TOTAL

315



-10.3%

-36

2024 Overall GRAND TOTAL		Distribution of Caseload		Change*		Percentage (%) of Caseload		
375	-29 -7.2%	Adult	221 59%	10.5% ▲	+21	Adult	49.5%	58.9%
2024		Juvenile	154 41%	-24.5% ▼	-50	Juvenile	50.5%	41.1%
2023		GRAND TOTAL	375 100%	-7.2% ▼	-29	GRAND TOTAL	100%	100%

Dispositions by Division & Code

Division	Case Type Description	Code	Summary	Change	% Change	Absolute Change
Adult	Misdemeanor	CM	52	▲	+52.9%	+18
	Other	OT	36	▼	-2.7%	-1
	Civil Support	VS	35	▼	-16.7%	-7
	Show Cause	SC	32	▼	-11.1%	-4
	Felony	CF	25	▲	+150.0%	+15
	Family Abuse - Protective Order	FP	23	▼	-17.9%	-5
	Capias	CA	7	▲	+133.3%	+4
	Motion - Protective Order	MP	5	▲	+25.0%	+1
	Violation of Protective Order	PV	4	↔		-
	Non-Family Abuse Protective Order	AP	1	▼	-50.0%	-1
	Remand Support	RS	1	▲	-	+1
	Total		221	▲	10.5%	+21
Juvenile	Custody Visitation	CV	110	▼	-6.8%	-8
	Misdemeanor	DM	13	▼	-18.8%	-3
	Traffic	T	6	▼	-70.0%	-14
	Temporary Detention Order	TD	4	▲	+100.0%	+2
	Foster Care Review	FC	3	↔		-
	Motion - Protective Order	MP	3	↔		-
	Initial Foster Care	IF	2	▲	+100.0%	+1
	Permanency Planning	PH	2	▲	+100.0%	+1
	Status	ST	2	▲	-80.0%	-8
	Truancy	TR	2	▼	-33.3%	-1
	Abuse and Neglect	AN	1	▼	-92.3%	-12
	Felony	DF	1	▲	-	+1
	Non-Family Abuse Protective Order	AP	1	▼	-80.0%	-4
	Paternity	PT	1	▼	-80.0%	-4
	Remand Custody	RC	1	▼	-75.0%	-3
	Remand Visitation	RV	1	▲	-	+1
	Special Immigrant Juvenile Status	SI	1	▲	-	+1
		Total		154	▼	-24.5%
	GRAND TOTAL		375	▼	-7.2%	-29

Dispositions by Major Case Category**

Category	Summary	Change	% Change	Absolute Change
Adult Criminal	113	▲	+52.7%	+39
Child Dependency	8	▲	-55.6%	-10
Child in Need of Services/Supervision	2	▼	-33.3%	-1
Custody and Visitation	111	▼	-9.8%	-12
Delinquency	14	▲	-12.5%	-2
Juvenile Miscellaneous	2	▲	-80.0%	-8
New to Workload Study	1	▲	-	+1
Other	43	▲		0
Protective Orders	33	▼	-21.4%	-9
Support	42	▼	-23.6%	-13
Traffic	6	▼	-70.0%	-14
	GRAND TOTAL	▼	-7.2%	-29

* Compared to same time period as previous year
 3/11/2024 12:17:33PM

** Case Type Categories are defined in the 2017 Virginia Judicial Workload Assessment
 Source: SCV-SQL-Information

2024 Overall GRAND TOTAL		Distribution of Caseload		Change*		Percentage (%) of Caseload			
790 +99 14.3% 	790 100%	Adult	354	45%	14.6% ▲	+45	Adult	44.7%	44.8%
		Juvenile	436	55%	14.1% ▲	+54	Juvenile	55.3%	55.2%
GRAND TOTAL		790	100%	14.3% ▲	+99	GRAND TOTAL	100%	100%	

Dispositions by Division & Code

Division	Case Type Description	Code	Summary	Change	% Change	Absolute Change
Adult	Misdemeanor	CM	79	▲	+12.9%	+9
	Civil Support	VS	77	▲	+18.5%	+12
	Show Cause	SC	55	▼	-15.4%	-10
	Other	OT	42	▲	+55.6%	+15
	Family Abuse - Protective Order	FP	29	▲	+7.4%	+2
	Capias	CA	24	▲	+20.0%	+4
	Felony	CF	20	▲	+33.3%	+5
	Motion - Protective Order	MP	13	▲	+62.5%	+5
	Remand Support	RS	9	▲	+50.0%	+3
	Violation of Protective Order	PV	5	↔		-
	Non-Family Abuse Protective Order	AP	1	↔		-
Total			354	▲	14.6%	+45
Juvenile	Custody Visitation	CV	268	▲	+14.5%	+34
	Foster Care Review	FC	17	▲	+54.5%	+6
	Status	ST	16	▲	+128.6%	+9
	Permanency Planning	PH	14	▲	+366.7%	+11
	Traffic	T	13	▼	-23.5%	-4
	Remand Custody	RC	12	▼	-14.3%	-2
	Remand Visitation	RV	12	▼	-7.7%	-1
	Truancy	TR	12	▲	+100.0%	+6
	Abuse and Neglect	AN	10	▼	-71.4%	-25
	Felony	DF	10	▲	+11.1%	+1
	Misdemeanor	DM	9	▼	-10.0%	-1
	Motion - Protective Order	MP	8	▲	+700.0%	+7
	Terminate Parental Rights	TP	7	▲	-	+7
	Paternity	PT	5	▲	+25.0%	+1
	Entrustment	ET	4	▲	+100.0%	+2
	Non-Family Abuse Protective Order	AP	4	▲	-	+4
	Relief of Custody	CR	4	▲	-	+4
	Initial Foster Care	IF	2	▼	-66.7%	-4
	Show Cause	SC	2	▲	+100.0%	+1
	Temporary Detention Order	TD	2	▲	+100.0%	+1
	Voluntary Continuing Services and Support Agreem	VA	2	▼	-66.7%	-4
	Emancipation	EP	1	▲	-	+1
	Emergency Custody Order	EC	1	▲	-	+1
	Other	OT	1	▲	-	+1
	Family Abuse - Protective Order	FP	0	▼	-100.0%	-1
	Restoration of Parental Rights	RR	0	▼	-100.0%	-1
	Total			436	▲	14.1%
GRAND TOTAL			790	▲	14.3%	+99

Dispositions by Major Case Category**

Category	Summary	Change	% Change	Absolute Change
Adult Criminal	166	▲	+11.4%	+17
Child Dependency	60	▲	-4.8%	-3
Child in Need of Services/Supervision	13	▲	+85.7%	+6
Custody and Visitation	273	▲	+14.7%	+35
Delinquency	20	▲	+5.3%	+1

* Compared to same time period as previous year
 3/11/2024 12:17:33PM

** Case Type Categories are defined in the 2017 Virginia Judicial Workload Assessment
 Source: SCV-SQL-Information

CPSS - JCMS CASELOAD STATISTICS OF THE JUVENILE & DOMESTIC RELATIONS DISTRICT COURTS
 January 2024 thru February 2024 Dispositions (Compared to January 2023 thru February 2023)

Juvenile Miscellaneous	17	▲	+142.9%	+10
Other	79	▲	+27.4%	+17
Protective Orders	55	▲	+44.7%	+17
Support	94	▼	+3.3%	+3
Traffic	13	▼	-23.5%	-4
GRAND TOTAL	790	▲	14.3%	+99

2024 Overall GRAND TOTAL		Distribution of Caseload		Change*		Percentage (%) of Caseload				
542 -6 -1.1% 	Adult	257	47%	-8.9%	▼	-25	2023	51.5%	2024	47.4%
	Juvenile	285	53%	7.1%	▲	+19	Juvenile	48.5%	Juvenile	52.6%
GRAND TOTAL		542	100%	-1.1%	▼	-6	GRAND TOTAL	100%	GRAND TOTAL	100%

Dispositions by Division & Code

Division	Case Type Description	Code	Summary	Change	% Change	Absolute Change
Adult	Civil Support	VS	86	▲	+38.7%	+24
	Show Cause	SC	52	▼	-14.8%	-9
	Misdemeanor	CM	39	▼	-31.6%	-18
	Other	OT	31	▼	-24.4%	-10
	Capias	CA	19	▲	+11.8%	+2
	Family Abuse - Protective Order	FP	16	▼	-23.8%	-5
	Felony	CF	10	▼	-47.4%	-9
	Motion - Protective Order	MP	2	↔		-
	Non-Family Abuse Protective Order	AP	2	▲	+100.0%	+1
	Restricted License for Non-Support	SL	0	▼	-100.0%	-1
Total			257	▼	-8.9%	-25
Juvenile	Custody Visitation	CV	216	▲	+13.1%	+25
	Misdemeanor	DM	18	▲	+20.0%	+3
	Traffic	T	14	↔		-
	Abuse and Neglect	AN	7	▲	+133.3%	+4
	Foster Care Review	FC	7	▲	+40.0%	+2
	Non-Family Abuse Protective Order	AP	5	▲	+150.0%	+3
	Initial Foster Care	IF	4	▲	-	+4
	Motion - Protective Order	MP	4	▼	-20.0%	-1
	Status	ST	3	▼	-72.7%	-8
	Temporary Detention Order	TD	3	↔		-
	Paternity	PT	1	▼	-66.7%	-2
	Permanency Planning	PH	1	▼	-50.0%	-1
	Truancy	TR	1	▼	-66.7%	-2
	Voluntary Continuing Services and Support Agree	VA	1	▲	-	+1
	Child In Need of Services	CS	0	▼	-100.0%	-1
	Felony	DF	0	▼	-100.0%	-7
	Terminate Parental Rights	TP	0	▼	-100.0%	-1
Total			285	▲	7.1%	+19
GRAND TOTAL			542	▼	-1.1%	-6

Dispositions by Major Case Category**

Category	Summary	Change	% Change	Absolute Change	
Adult Criminal	102	▼	-20.9%	-27	
Child Dependency	20	▲	+81.8%	+9	
Child in Need of Services/Supervision	1	▼	-75.0%	-3	
Custody and Visitation	217	▼	+11.9%	+23	
Delinquency	18	▼	-18.2%	-4	
Juvenile Miscellaneous	3	▼	-72.7%	-8	
Other	34	▼	-22.7%	-10	
Protective Orders	29	▲	-6.5%	-2	
Support	104	▼	+18.2%	+16	
Traffic	14	↔		0	
GRAND TOTAL		542	▼	-1.1%	-6

* Compared to same time period as previous year
 3/11/2024 12:17:33PM

** Case Type Categories are defined in the 2017 Virginia Judicial Workload Assessment
 Source: SCV-SQL-Information

2024 Overall GRAND TOTAL		Distribution of Caseload			Change*		Percentage (%) of Caseload		
1,190	+123 11.5%	Adult	601	51%	8.7% ▲	+48	Adult	51.8%	50.5%
2024		Juvenile	589	49%	14.6% ▲	+75	Juvenile	48.2%	49.5%
2023		GRAND TOTAL	1,190	100%	11.5% ▲	+123	GRAND TOTAL	100%	100%

Dispositions by Division & Code

Division	Case Type Description	Code	Summary	Change	% Change	Absolute Change
Adult	Misdemeanor	CM	115	▼	-16.1%	-22
	Civil Support	VS	104	▲	+19.5%	+17
	Other	OT	103	▲	+10.8%	+10
	Show Cause	SC	102	▼	-2.9%	-3
	Felony	CF	88	▲	+87.2%	+41
	Family Abuse - Protective Order	FP	41	▲	+13.9%	+5
	Capias	CA	33	▼	-17.5%	-7
	Motion - Protective Order	MP	10	▲	+100.0%	+5
	Non-Family Abuse Protective Order	AP	4	▲	+300.0%	+3
	Restricted License for Non-Support	SL	1	↔		-
	Remand Support	RS	0	▼	-100.0%	-1
	Total		601	▲	8.7%	+48
Juvenile	Custody Visitation	CV	208	▼	-4.6%	-10
	Terminate Parental Rights	TP	59	▲	+156.5%	+36
	Misdemeanor	DM	53	▲	+35.9%	+14
	Permanency Planning	PH	34	↔		-
	Abuse and Neglect	AN	33	▼	-5.7%	-2
	Entrustment	ET	30	▲	+1,400.0%	+28
	Foster Care Review	FC	29	▼	-19.4%	-7
	Felony	DF	19	▲	+58.3%	+7
	Child In Need of Services	CS	15	▲	+400.0%	+12
	Initial Foster Care	IF	15	▲	+36.4%	+4
	Status	ST	14	▲	-	+14
	Child at Risk	RI	13	▲	+85.7%	+6
	Truancy	TR	13	▲	+62.5%	+5
	Traffic	T	11	▲	+10.0%	+1
	Mental Commitment	MC	10	▼	-9.1%	-1
	Emergency Custody Order	EC	7	▼	-53.3%	-8
	Paternity	PT	6	▼	-75.0%	-18
	Temporary Detention Order	TD	6	↔		-
	Voluntary Continuing Services and Support Agree	VA	6	▲	+100.0%	+3
	Civil Violation	CI	2	▲	-	+2
	Motion - Protective Order	MP	2	▲	-	+2
	Remand Custody	RC	2	▲	-	+2
	Other	OT	1	▼	-80.0%	-4
	Remand Visitation	RV	1	▲	-	+1
	Non-Family Abuse Protective Order	AP	0	▼	-100.0%	-3
	Qualified Residential Treatment	QR	0	▼	-100.0%	-2
	Special Immigrant Juvenile Status	SI	0	▼	-100.0%	-7
	Total		589	▲	14.6%	+75
GRAND TOTAL			1,190	▲	11.5%	+123

Dispositions by Major Case Category**

Category	Summary	Change	% Change	Absolute Change
Adult Criminal	312	▲	+6.1%	+18
Child Dependency	219	▲	+43.1%	+66
Child in Need of Services/Supervision	28	▲	+154.5%	+17
Custody and Visitation	214	▼	-11.6%	-28
Delinquency	72	▲	+41.2%	+21

* Compared to same time period as previous year

** Case Type Categories are defined in the 2017 Virginia Judicial Workload Assessment

CPSS - JCMS CASELOAD STATISTICS OF THE JUVENILE & DOMESTIC RELATIONS DISTRICT COURTS
 January 2024 thru February 2024 Dispositions (Compared to January 2023 thru February 2023)

Juvenile Miscellaneous	14	▲	-	+14
New to Workload Study	2	▲	-71.4%	-5
Other	130	▲	-0.8%	-1
Protective Orders	57	▲	+26.7%	+12
Support	131	▼	+6.5%	+8
Traffic	11	▲	+10.0%	+1
GRAND TOTAL	1,190	▲	11.5%	+123

2024 Overall GRAND TOTAL		Distribution of Caseload		Change*		Percentage (%) of Caseload				
160 +32 25.0% 	Adult	90	56%	47.5%	▲	+29	2023	47.7%	2024	56.3%
	Juvenile	70	44%	4.5%	▲	+3	2023	52.3%	2024	43.8%
GRAND TOTAL		160	100%	25.0%	▲	+32	GRAND TOTAL	100%	100%	

Dispositions by Division & Code

Division	Case Type Description	Code	Summary	Change	% Change	Absolute Change
Adult	Misdemeanor	CM	20	▲	+81.8%	+9
	Show Cause	SC	19	▼	-9.5%	-2
	Civil Support	VS	15	▲	+87.5%	+7
	Other	OT	12	▲	+9.1%	+1
	Felony	CF	11	▲	+450.0%	+9
	Family Abuse - Protective Order	FP	7	▲	+16.7%	+1
	Motion - Protective Order	MP	3	▲	-	+3
	Capias	CA	2	▲	-	+2
	Violation of Protective Order	PV	1	↔	-	-
	Non-Family Abuse Protective Order	AP	0	▼	-100.0%	-1
Total			90	▲	47.5%	+29
Juvenile	Custody Visitation	CV	38	▲	+5.6%	+2
	Misdemeanor	DM	5	▼	-16.7%	-1
	Permanency Planning	PH	5	▼	-50.0%	-5
	Status	ST	4	▲	+300.0%	+3
	Abuse and Neglect	AN	3	▲	-	+3
	Motion - Protective Order	MP	3	▲	+200.0%	+2
	Traffic	T	3	▼	-57.1%	-4
	Child at Risk	RI	1	↔	-	-
	Child In Need of Services	CS	1	▲	-	+1
	Entrustment	ET	1	▲	-	+1
	Mental Commitment	MC	1	▲	-	+1
	Other	OT	1	▲	-	+1
	Paternity	PT	1	▲	-	+1
	Temporary Detention Order	TD	1	▲	-	+1
	Terminate Parental Rights	TP	1	▲	-	+1
	Truancy	TR	1	▲	-	+1
	Foster Care Review	FC	0	▼	-100.0%	-2
	Qualified Residential Treatment	QR	0	▼	-100.0%	-1
	Relief of Custody	CR	0	▼	-100.0%	-2
	Total			70	▲	4.5%
GRAND TOTAL			160	▲	25.0%	+32

Dispositions by Major Case Category**

Category	Summary	Change	% Change	Absolute Change	
Adult Criminal	43	▲	+38.7%	+12	
Child Dependency	11	▲	-31.3%	-5	
Child in Need of Services/Supervision	2	▲	-	+2	
Custody and Visitation	39	▲	+8.3%	+3	
Delinquency	5	▼	-16.7%	-1	
Juvenile Miscellaneous	4	▲	+300.0%	+3	
Other	15	▲	+36.4%	+4	
Protective Orders	13	▲	+62.5%	+5	
Support	25	▲	+108.3%	+13	
Traffic	3	▼	-57.1%	-4	
GRAND TOTAL		160	▲	25.0%	+32

* Compared to same time period as previous year
 3/11/2024 12:17:33PM

** Case Type Categories are defined in the 2017 Virginia Judicial Workload Assessment
 Source: SCV-SQL-Information

2024 Overall GRAND TOTAL	Distribution of Caseload	Change*	Percentage (%) of Caseload																							
268 +6 2.3% ↑	<table border="1"> <tr> <td>Adult</td> <td>145</td> <td>54%</td> <td>2.1% ▲</td> <td>+3</td> </tr> <tr> <td>Juvenile</td> <td>123</td> <td>46%</td> <td>2.5% ▲</td> <td>+3</td> </tr> <tr> <td>GRAND TOTAL</td> <td>268</td> <td>100%</td> <td>2.3% ▲</td> <td>+6</td> </tr> </table>	Adult	145	54%	2.1% ▲	+3	Juvenile	123	46%	2.5% ▲	+3	GRAND TOTAL	268	100%	2.3% ▲	+6	<table border="1"> <tr> <td>Adult</td> <td>54.2%</td> <td>54.1%</td> </tr> <tr> <td>Juvenile</td> <td>45.8%</td> <td>45.9%</td> </tr> <tr> <td>GRAND TOTAL</td> <td>100%</td> <td>100%</td> </tr> </table>	Adult	54.2%	54.1%	Juvenile	45.8%	45.9%	GRAND TOTAL	100%	100%
Adult	145	54%	2.1% ▲	+3																						
Juvenile	123	46%	2.5% ▲	+3																						
GRAND TOTAL	268	100%	2.3% ▲	+6																						
Adult	54.2%	54.1%																								
Juvenile	45.8%	45.9%																								
GRAND TOTAL	100%	100%																								

Dispositions by Division & Code

Division	Case Type Description	Code	Summary	Change	% Change	Absolute Change
Adult	Misdemeanor	CM	33	▼	-26.7%	-12
	Show Cause	SC	26	▲	+136.4%	+15
	Civil Support	VS	24	▼	-17.2%	-5
	Other	OT	22	▼	-35.3%	-12
	Felony	CF	18	▲	+125.0%	+10
	Family Abuse - Protective Order	FP	7	▲	+16.7%	+1
	Capias	CA	6	▲	+200.0%	+4
	Violation of Protective Order	PV	3	▲	+200.0%	+2
	Motion - Protective Order	MP	2	▲	+100.0%	+1
	Remand Support	RS	2	▼	-33.3%	-1
	Protective Order	PC	1	▲	-	+1
	Restricted License for Non-Support	SL	1	↔	-	-
	Non-Family Abuse Protective Order	AP	0	▼	-100.0%	-1
	Total		145	▲	2.1%	+3
Juvenile	Custody Visitation	CV	84	▲	+18.3%	+13
	Traffic	T	9	▲	+200.0%	+6
	Status	ST	8	▲	-	+8
	Misdemeanor	DM	4	▼	-33.3%	-2
	Child In Need of Services	CS	3	▲	+200.0%	+2
	Remand Custody	RC	3	▼	-50.0%	-3
	Truancy	TR	3	▼	-25.0%	-1
	Non-Family Abuse Protective Order	AP	2	▲	+100.0%	+1
	Civil Violation	CI	1	▲	-	+1
	Emergency Custody Order	EC	1	↔	-	-
	Felony	DF	1	↔	-	-
	Motion - Protective Order	MP	1	▼	-75.0%	-3
	Other	OT	1	▲	-	+1
	Show Cause	SC	1	↔	-	-
	Temporary Detention Order	TD	1	↔	-	-
	Abuse and Neglect	AN	0	▼	-100.0%	-4
	Paternity	PT	0	▼	-100.0%	-1
	Permanency Planning	PH	0	▼	-100.0%	-11
	Terminate Parental Rights	TP	0	▼	-100.0%	-4
	Total		123	▲	2.5%	+3
GRAND TOTAL			268	▲	2.3%	+6

Dispositions by Major Case Category**

Category	Summary	Change	% Change	Absolute Change
Adult Criminal	79	▲	+25.4%	+16
Child Dependency	0	▼	-100.0%	-19
Child in Need of Services/Supervision	7	▲	+16.7%	+1
Custody and Visitation	84	▼	+16.7%	+12
Delinquency	5	▼	-28.6%	-2
Juvenile Miscellaneous	8	▲	-	+8
New to Workload Study	1	▲	-	+1
Other	30	▲	-33.3%	-15
Protective Orders	12	▲	-7.7%	-1
Support	33	▲	-2.9%	-1

* Compared to same time period as previous year
 3/11/2024 12:17:33PM

** Case Type Categories are defined in the 2017 Virginia Judicial Workload Assessment
 Source: SCV-SQL-Information

CPSS - JCMS CASELOAD STATISTICS OF THE JUVENILE & DOMESTIC RELATIONS DISTRICT COURTS
 January 2024 thru February 2024 Dispositions (Compared to January 2023 thru February 2023)

Alleghany

District: 25 FIPS: 005

Traffic		9	▲	+200.0%	+6
	GRAND TOTAL	268	▲	2.3%	+6

2024 Overall GRAND TOTAL		Distribution of Caseload		Change*		Percentage (%) of Caseload		
752	+154 25.8%	Adult	347 46%	7.1% ▲	+23	Adult	2023 54.2%	2024 46.1%
2024		Juvenile	405 54%	47.8% ▲	+131	Juvenile	45.8%	53.9%
2023		GRAND TOTAL	752 100%	25.8% ▲	+154	GRAND TOTAL	100%	100%

Dispositions by Division & Code

Division	Case Type Description	Code	Summary	Change	% Change	Absolute Change
Adult	Civil Support	VS	72	▲	+80.0%	+32
	Misdemeanor	CM	71	▼	-7.8%	-6
	Show Cause	SC	51	▼	-21.5%	-14
	Other	OT	48	▲	+4.3%	+2
	Capias	CA	38	▲	+90.0%	+18
	Felony	CF	30	▼	-9.1%	-3
	Family Abuse - Protective Order	FP	24	▼	-14.3%	-4
	Motion - Protective Order	MP	8	▼	-11.1%	-1
	Non-Family Abuse Protective Order	AP	4	▲	+100.0%	+2
	Remand Support	RS	1	▼	-66.7%	-2
	Restricted License for Non-Support	SL	0	▼	-100.0%	-1
	Total		347	▲	7.1%	+23
Juvenile	Custody Visitation	CV	249	▲	+96.1%	+122
	Misdemeanor	DM	43	▲	+115.0%	+23
	Foster Care Review	FC	16	▼	-40.7%	-11
	Traffic	T	16	▼	-46.7%	-14
	Truancy	TR	13	▲	+225.0%	+9
	Emergency Custody Order	EC	10	▲	+66.7%	+4
	Motion - Protective Order	MP	8	▼	-11.1%	-1
	Abuse and Neglect	AN	7	▲	+40.0%	+2
	Permanency Planning	PH	7	▲	+40.0%	+2
	Temporary Detention Order	TD	7	▲	+75.0%	+3
	Child In Need of Services	CS	5	▲	+400.0%	+4
	Paternity	PT	5	▲	+25.0%	+1
	Felony	DF	4	▼	-42.9%	-3
	Non-Family Abuse Protective Order	AP	4	▼	-55.6%	-5
	Initial Foster Care	IF	3	▼	-50.0%	-3
	Voluntary Continuing Services and Support Agree	VA	3	▲	-	+3
	Show Cause	SC	2	▲	-	+2
	Status	ST	2	▼	-33.3%	-1
	Terminate Parental Rights	TP	1	▼	-50.0%	-1
	Other	OT	0	▼	-100.0%	-1
	Qualified Residential Treatment	QR	0	▼	-100.0%	-2
Relief of Custody	CR	0	▼	-100.0%	-1	
Special Immigrant Juvenile Status	SI	0	▼	-100.0%	-1	
	Total		405	▲	47.8%	+131
	GRAND TOTAL		752	▲	25.8%	+154

Dispositions by Major Case Category**

Category	Summary	Change	% Change	Absolute Change
Adult Criminal	168	▲	-0.6%	-1
Child Dependency	37	▲	-22.9%	-11
Child in Need of Services/Supervision	18	▲	+260.0%	+13
Custody and Visitation	254	▲	+93.9%	+123
Delinquency	49	▲	+81.5%	+22
Juvenile Miscellaneous	2	▼	-33.3%	-1
New to Workload Study	0	▼	-100.0%	-1
Other	66	▲	+10.0%	+6

* Compared to same time period as previous year
 3/11/2024 12:17:33PM

** Case Type Categories are defined in the 2017 Virginia Judicial Workload Assessment
 Source: SCV-SQL-Information

CPSS - JCMS CASELOAD STATISTICS OF THE JUVENILE & DOMESTIC RELATIONS DISTRICT COURTS
 January 2024 thru February 2024 Dispositions (Compared to January 2023 thru February 2023)

Augusta

District: 25 FIPS: 015

Protective Orders	48	▲	-15.8%	-9
Support	94	▼	+40.3%	+27
Traffic	16	▼	-46.7%	-14
GRAND TOTAL	752	▲	25.8%	+154

* Compared to same time period as previous year
 3/11/2024 12:17:33PM

** Case Type Categories are defined in the 2017 Virginia Judicial Workload Assessment
 Source: SCV-SQL-Information

2024 Overall GRAND TOTAL		Distribution of Caseload		Change*		Percentage (%) of Caseload			
21	-27 -56.3%	Adult	9	43%	-55.0% ▼	-11	Adult	41.7%	42.9%
2024		Juvenile	12	57%	-57.1% ▼	-16	Juvenile	58.3%	57.1%
2023		GRAND TOTAL	21	100%	-56.3% ▼	-27	GRAND TOTAL	100%	100%

Dispositions by Division & Code

Division	Case Type Description	Code	Summary	Change	% Change	Absolute Change
Adult	Other	OT	3	▲	+50.0%	+1
	Misdemeanor	CM	2	▼	-77.8%	-7
	Show Cause	SC	2	↔		-
	Civil Support	VS	1	▼	-66.7%	-2
	Motion - Protective Order	MP	1	▲	-	+1
	Capias	CA	0	▼	-100.0%	-1
	Family Abuse - Protective Order	FP	0	▼	-100.0%	-1
	Felony	CF	0	▼	-100.0%	-2
	Total		9	▼	-55.0%	-11
Juvenile	Custody Visitation	CV	4	▼	-73.3%	-11
	Misdemeanor	DM	4	▲	+100.0%	+2
	Traffic	T	2	▼	-81.8%	-9
	Child In Need of Services	CS	1	▲	-	+1
	Civil Violation	CI	1	▲	-	+1
	Total		12	▼	-57.1%	-16
GRAND TOTAL			21	▼	-56.3%	-27

Dispositions by Major Case Category**

Category	Summary	Change	% Change	Absolute Change
Adult Criminal	2	▼	-84.6%	-11
Child in Need of Services/Supervision	1	▲	-	+1
Custody and Visitation	4	▼	-73.3%	-11
Delinquency	4	▲	+100.0%	+2
New to Workload Study	1	▲	-	+1
Other	3	▲	+50.0%	+1
Protective Orders	1	▲	-	0
Support	3	▲	-25.0%	-1
Traffic	2	▼	-81.8%	-9
GRAND TOTAL		21	-56.3%	-27

* Compared to same time period as previous year
 3/11/2024 12:17:33PM

** Case Type Categories are defined in the 2017 Virginia Judicial Workload Assessment
 Source: SCV-SQL-Information

2024 Overall GRAND TOTAL		Distribution of Caseload		Change*		Percentage (%) of Caseload			
234	-1 -0.4%	Adult	99 42%	-14.7%	▼	-17	Adult	49.4%	42.3%
2024		Juvenile	135 58%	13.4%	▲	+16	Juvenile	50.6%	57.7%
2023		GRAND TOTAL	234 100%	-0.4%	▼	-1	GRAND TOTAL	100%	100%

Dispositions by Division & Code

Division	Case Type Description	Code	Summary	Change	% Change	Absolute Change
Adult	Civil Support	VS	27	▲	+22.7%	+5
	Misdemeanor	CM	22	▼	-4.3%	-1
	Other	OT	17	▼	-15.0%	-3
	Show Cause	SC	9	▼	-35.7%	-5
	Felony	CF	8	▼	-38.5%	-5
	Remand Support	RS	7	▼	-22.2%	-2
	Family Abuse - Protective Order	FP	5	▼	-37.5%	-3
	Motion - Protective Order	MP	2	↔		-
	Capias	CA	1	▼	-75.0%	-3
	Non-Family Abuse Protective Order	AP	1	▲	-	+1
	Criminal Support	CS	0	▼	-100.0%	-1
	Total		99	▼	-14.7%	-17
Juvenile	Custody Visitation	CV	56	▲	+47.4%	+18
	Traffic	T	21	▲	+5.0%	+1
	Remand Custody	RC	19	▲	+58.3%	+7
	Remand Visitation	RV	16	▲	+23.1%	+3
	Misdemeanor	DM	9	▼	-35.7%	-5
	Emergency Custody Order	EC	4	▲	+100.0%	+2
	Civil Violation	CI	2	↔		-
	Felony	DF	2	▼	-77.8%	-7
	Abuse and Neglect	AN	1	▼	-50.0%	-1
	Child In Need of Services	CS	1	↔		-
	Mental Commitment	MC	1	▲	-	+1
	Status	ST	1	▲	-	+1
	Temporary Detention Order	TD	1	↔		-
	Truancy	TR	1	▲	-	+1
	Foster Care Review	FC	0	▼	-100.0%	-1
	Permanency Planning	PH	0	▼	-100.0%	-1
	Show Cause	SC	0	▼	-100.0%	-2
	Special Immigrant Juvenile Status	SI	0	▼	-100.0%	-1
	Total		135	▲	13.4%	+16
	GRAND TOTAL		234	▼	-0.4%	-1

Dispositions by Major Case Category**

Category	Summary	Change	% Change	Absolute Change	
Adult Criminal	36	▼	-20.0%	-9	
Child Dependency	1	▼	-75.0%	-3	
Child in Need of Services/Supervision	2	▲	+100.0%	+1	
Custody and Visitation	56	▲	+47.4%	+18	
Delinquency	11	▼	-56.0%	-14	
Juvenile Miscellaneous	1	▲	-	+1	
New to Workload Study	2	▼	-33.3%	-1	
Other	65	▲	+14.0%	+8	
Protective Orders	8	▲	-20.0%	-2	
Support	31	▼	-3.1%	-1	
Traffic	21	▲	+5.0%	+1	
	GRAND TOTAL		234	▼	-0.4%

* Compared to same time period as previous year
 3/11/2024 12:17:33PM

** Case Type Categories are defined in the 2017 Virginia Judicial Workload Assessment
 Source: SCV-SQL-Information

2024 Overall GRAND TOTAL		Distribution of Caseload		Change*		Percentage (%) of Caseload		
57	-35 -38.0%	Adult	34 60%	-39.3% ▼	-22	Adult	2023 60.9%	2024 59.6%
2024		Juvenile	23 40%	-36.1% ▼	-13	Juvenile	39.1%	40.4%
2023		GRAND TOTAL	57 100%	-38.0% ▼	-35	GRAND TOTAL	100%	100%

Dispositions by Division & Code

Division	Case Type Description	Code	Summary	Change	% Change	Absolute Change
Adult	Civil Support	VS	8	▼	-38.5%	-5
	Misdemeanor	CM	7	▼	-56.3%	-9
	Family Abuse - Protective Order	FP	5	▼	-28.6%	-2
	Felony	CF	5	▲	-	+5
	Other	OT	5	▼	-58.3%	-7
	Capias	CA	2	▲	+100.0%	+1
	Show Cause	SC	2	▼	-60.0%	-3
	Motion - Protective Order	MP	0	▼	-100.0%	-2
	Total			34	▼	-39.3%
Juvenile	Custody Visitation	CV	8	▼	-70.4%	-19
	Motion - Protective Order	MP	3	▲	-	+3
	Permanency Planning	PH	3	▲	-	+3
	Remand Custody	RC	3	▲	-	+3
	Truancy	TR	2	▲	-	+2
	Abuse and Neglect	AN	1	▲	-	+1
	Civil Violation	CI	1	▲	-	+1
	Misdemeanor	DM	1	▼	-80.0%	-4
	Status	ST	1	↔	-	-
	Felony	DF	0	▼	-100.0%	-1
	Traffic	T	0	▼	-100.0%	-2
	Total			23	▼	-36.1%
GRAND TOTAL			57	▼	-38.0%	-35

Dispositions by Major Case Category**

Category	Summary	Change	% Change	Absolute Change
Adult Criminal	15	▲	-16.7%	-3
Child Dependency	4	▲	-	+4
Child in Need of Services/Supervision	2	▲	-	+2
Custody and Visitation	8	▼	-70.4%	-19
Delinquency	1	▼	-83.3%	-5
Juvenile Miscellaneous	1	↔	-	0
New to Workload Study	1	▲	-	+1
Other	8	▲	-33.3%	-4
Protective Orders	8	▲	-11.1%	-1
Support	9	▼	-47.1%	-8
Traffic	0	▼	-100.0%	-2
GRAND TOTAL		57	▼	-38.0%

* Compared to same time period as previous year
 3/11/2024 12:17:33PM

** Case Type Categories are defined in the 2017 Virginia Judicial Workload Assessment
 Source: SCV-SQL-Information

2024 Overall GRAND TOTAL		Distribution of Caseload			Change*		Percentage (%) of Caseload		
36	-45 -55.6%	Adult	25	69%	8.7% ▲	+2	Adult	28.4%	69.4%
2024		Juvenile	11	31%	-81.0% ▼	-47	Juvenile	71.6%	30.6%
2023		GRAND TOTAL	36	100%	-55.6% ▼	-45	GRAND TOTAL	100%	100%

Dispositions by Division & Code

Division	Case Type Description	Code	Summary	Change	% Change	Absolute Change
Adult	Misdemeanor	CM	11	▲	+83.3%	+5
	Show Cause	SC	5	▲	+66.7%	+2
	Civil Support	VS	4	▼	-42.9%	-3
	Other	OT	3	↔		-
	Felony	CF	1	↔		-
	Non-Family Abuse Protective Order	AP	1	▲	-	+1
	Family Abuse - Protective Order	FP	0	▼	-100.0%	-2
	Motion - Protective Order	MP	0	▼	-100.0%	-1
	Total		25	▲	8.7%	+2
Juvenile	Initial Foster Care	IF	3	▲	+200.0%	+2
	Abuse and Neglect	AN	2	▲	-	+2
	Custody Visitation	CV	2	▼	-94.3%	-33
	Traffic	T	2	↔		-
	Motion - Protective Order	MP	1	▲	-	+1
	Temporary Detention Order	TD	1	▲	-	+1
	Permanency Planning	PH	0	▼	-100.0%	-5
	Qualified Residential Treatment	QR	0	▼	-100.0%	-1
	Terminate Parental Rights	TP	0	▼	-100.0%	-13
	Voluntary Continuing Services and Support Aqreen	VA	0	▼	-100.0%	-1
	Total		11	▼	-81.0%	-47
	GRAND TOTAL		36	▼	-55.6%	-45

Dispositions by Major Case Category**

Category	Summary	Change	% Change	Absolute Change
Adult Criminal	17	▲	+88.9%	+8
Child Dependency	5	▲	-76.2%	-16
Custody and Visitation	2	▼	-94.3%	-33
Other	4	▲	+33.3%	+1
Protective Orders	2	▲	-33.3%	-1
Support	4	▼	-50.0%	-4
Traffic	2	↔		0
	GRAND TOTAL	36	▼	-55.6%

* Compared to same time period as previous year
 3/11/2024 12:17:33PM

** Case Type Categories are defined in the 2017 Virginia Judicial Workload Assessment
 Source: SCV-SQL-Information

2024 Overall GRAND TOTAL		Distribution of Caseload		Change*		Percentage (%) of Caseload		
<p>2024: 22 2023: 13 Change: +9 Percentage: 69.2%</p>	Adult	16	73%	128.6%	▲	+9	2023	2024
	Juvenile	6	27%	0.0%	●	0	53.8%	72.7%
GRAND TOTAL		22	100%	69.2%	▲	+9	100%	100%

Dispositions by Division & Code

Division	Case Type Description	Code	Summary	Change	% Change	Absolute Change
Adult	Misdemeanor	CM	5	▲	+150.0%	+3
	Show Cause	SC	3	▲	-	+3
	Capias	CA	2	▲	-	+2
	Felony	CF	2	▲	+100.0%	+1
	Civil Support	VS	1	▲	-	+1
	Non-Family Abuse Protective Order	AP	1	▲	-	+1
	Other	OT	1	▼	-66.7%	-2
	Remand Support	RS	1	▲	-	+1
	Family Abuse - Protective Order	FP	0	▼	-100.0%	-1
	Total			16	▲	128.6%
Juvenile	Remand Custody	RC	2	▲	-	+2
	Remand Visitation	RV	2	▲	-	+2
	Custody Visitation	CV	1	▲	-	+1
	Traffic	T	1	▼	-50.0%	-1
	Misdemeanor	DM	0	▼	-100.0%	-4
Total			6		0.0%	0
GRAND TOTAL			22	▲	69.2%	+9

Dispositions by Major Case Category**

Category	Summary	Change	% Change	Absolute Change
Adult Criminal	9	▲	+200.0%	+6
Custody and Visitation	1	▲	-	+1
Delinquency	0	▼	-100.0%	-4
Other	6	▲	+100.0%	+3
Protective Orders	1	▲	-	0
Support	4	▲	-	+4
Traffic	1	▼	-50.0%	-1
GRAND TOTAL	22	▲	69.2%	+9

* Compared to same time period as previous year
 3/11/2024 12:17:33PM

** Case Type Categories are defined in the 2017 Virginia Judicial Workload Assessment
 Source: SCV-SQL-Information

2024 Overall GRAND TOTAL		Distribution of Caseload		Change*		Percentage (%) of Caseload		
188	-80 -29.9%	Adult	85 45%	-41.0% ▼	-59	Adult	53.7%	45.2%
2024		Juvenile	103 55%	-16.9% ▼	-21	Juvenile	46.3%	54.8%
2023		GRAND TOTAL	188 100%	-29.9% ▼	-80	GRAND TOTAL	100%	100%

Dispositions by Division & Code

Division	Case Type Description	Code	Summary	Change	% Change	Absolute Change
Adult	Other	OT	20	▼	-9.1%	-2
	Civil Support	VS	18	▼	-30.8%	-8
	Misdemeanor	CM	16	▼	-54.3%	-19
	Felony	CF	15	↔		-
	Family Abuse - Protective Order	FP	7	▼	-41.7%	-5
	Show Cause	SC	3	▼	-86.4%	-19
	Motion - Protective Order	MP	2	▲	-	+2
	Non-Family Abuse Protective Order	AP	2	▲	+100.0%	+1
	Capias	CA	1	▼	-88.9%	-8
	Remand Support	RS	1	▼	-50.0%	-1
	Total		85	▼	-41.0%	-59
Juvenile	Custody Visitation	CV	71	▲	+1.4%	+1
	Traffic	T	9	▲	+80.0%	+4
	Misdemeanor	DM	6	▼	-50.0%	-6
	Truancy	TR	5	▼	-28.6%	-2
	Foster Care Review	FC	3	↔		-
	Show Cause	SC	3	▲	-	+3
	Child In Need of Services	CS	2	↔		-
	Abuse and Neglect	AN	1	▼	-66.7%	-2
	Civil Violation	CI	1	▼	-50.0%	-1
	Felony	DF	1	▼	-66.7%	-2
	Permanency Planning	PH	1	▼	-50.0%	-1
	Motion - Protective Order	MP	0	▼	-100.0%	-5
	Non-Family Abuse Protective Order	AP	0	▼	-100.0%	-3
	Paternity	PT	0	▼	-100.0%	-2
	Qualified Residential Treatment	QR	0	▼	-100.0%	-2
	Status	ST	0	▼	-100.0%	-2
	Voluntary Continuing Services and Support Agree	VA	0	▼	-100.0%	-1
	Total		103	▼	-16.9%	-21
GRAND TOTAL			188	▼	-29.9%	-80

Dispositions by Major Case Category**

Category	Summary	Change	% Change	Absolute Change	
Adult Criminal	34	▼	-52.1%	-37	
Child Dependency	5	▼	-54.5%	-6	
Child in Need of Services/Supervision	8	▲	-11.1%	-1	
Custody and Visitation	71	▼	-1.4%	-1	
Delinquency	9	▲	-40.0%	-6	
Juvenile Miscellaneous	0	▼	-100.0%	-2	
New to Workload Study	1	▼	-50.0%	-1	
Other	21	▼	-12.5%	-3	
Protective Orders	11	▲	-47.6%	-10	
Support	19	▼	-47.2%	-17	
Traffic	9	▲	+80.0%	+4	
GRAND TOTAL		188	▼	-29.9%	-80

* Compared to same time period as previous year
 3/11/2024 12:17:33PM

** Case Type Categories are defined in the 2017 Virginia Judicial Workload Assessment
 Source: SCV-SQL-Information

2024 Overall GRAND TOTAL		Distribution of Caseload		Change*		Percentage (%) of Caseload		
305	-22 -6.7%	Adult	155 51%	-17.1% ▼	-32	Adult	57.2%	50.8%
2024		Juvenile	150 49%	7.1% ▲	+10	Juvenile	42.8%	49.2%
2023		GRAND TOTAL	305 100%	-6.7% ▼	-22	GRAND TOTAL	100%	100%

Dispositions by Division & Code

Division	Case Type Description	Code	Summary	Change	% Change	Absolute Change
Adult	Misdemeanor	CM	44	▲	+41.9%	+13
	Show Cause	SC	35	▲	+2.9%	+1
	Civil Support	VS	18	▼	-28.0%	-7
	Other	OT	17	▼	-43.3%	-13
	Felony	CF	16	▼	-61.9%	-26
	Capias	CA	12	▲	+9.1%	+1
	Family Abuse - Protective Order	FP	8	▼	-27.3%	-3
	Motion - Protective Order	MP	2	▼	-33.3%	-1
	Remand Support	RS	1	▲	-	+1
	Restricted License for Non-Support	SL	1	▲	-	+1
	Violation of Protective Order	PV	1	▲	-	+1
	Total		155	▼	-17.1%	-32
Juvenile	Custody Visitation	CV	61	▼	-12.9%	-9
	Abuse and Neglect	AN	25	▲	+92.3%	+12
	Foster Care Review	FC	13	▲	+18.2%	+2
	Mental Commitment	MC	12	▼	-7.7%	-1
	Terminate Parental Rights	TP	8	▲	+300.0%	+6
	Permanency Planning	PH	5	▼	-16.7%	-1
	Child In Need of Services	CS	3	↔	-	-
	Initial Foster Care	IF	3	▲	+50.0%	+1
	Remand Custody	RC	3	▲	-	+3
	Remand Visitation	RV	3	▲	-	+3
	Misdemeanor	DM	2	▼	-33.3%	-1
	Special Immigrant Juvenile Status	SI	2	▲	-	+2
	Temporary Detention Order	TD	2	▲	+100.0%	+1
	Truancy	TR	2	▲	-	+2
	Emergency Custody Order	EC	1	▲	-	+1
	Non-Family Abuse Protective Order	AP	1	▲	-	+1
	Paternity	PT	1	▲	-	+1
	Status	ST	1	▲	-	+1
	Traffic	T	1	▼	-88.9%	-8
	Voluntary Continuing Services and Support Agree	VA	1	↔	-	-
	Felony	DF	0	▼	-100.0%	-4
Motion - Protective Order	MP	0	▼	-100.0%	-2	
	Total		150	▲	7.1%	+10
GRAND TOTAL			305	▼	-6.7%	-22

Dispositions by Major Case Category**

Category	Summary	Change	% Change	Absolute Change
Adult Criminal	93	▲	-9.7%	-10
Child Dependency	55	▲	+57.1%	+20
Child in Need of Services/Supervision	5	▲	+66.7%	+2
Custody and Visitation	62	▲	-11.4%	-8
Delinquency	2	▼	-71.4%	-5
Juvenile Miscellaneous	1	▲	-	+1
New to Workload Study	2	▲	-	+2
Other	39	▲	-11.4%	-5
Protective Orders	11	▲	-31.3%	-5

* Compared to same time period as previous year
 3/11/2024 12:17:33PM

** Case Type Categories are defined in the 2017 Virginia Judicial Workload Assessment
 Source: SCV-SQL-Information

CPSS - JCMS CASELOAD STATISTICS OF THE JUVENILE & DOMESTIC RELATIONS DISTRICT COURTS
 January 2024 thru February 2024 Dispositions (Compared to January 2023 thru February 2023)

Staunton

District: 25 FIPS: 790

Support	34	▲	-15.0%	-6
Traffic	1	▼	-88.9%	-8
GRAND TOTAL	305	▼	-6.7%	-22

2024 Overall GRAND TOTAL		Distribution of Caseload		Change*		Percentage (%) of Caseload			
391	+69 21.4%	Adult	246	63%	50.9% ▲	+83	Adult	50.6%	62.9%
2024		Juvenile	145	37%	-8.8% ▼	-14	Juvenile	49.4%	37.1%
2023		GRAND TOTAL	391	100%	21.4% ▲	+69	GRAND TOTAL	100%	100%

Dispositions by Division & Code

Division	Case Type Description	Code	Summary	Change	% Change	Absolute Change
Adult	Civil Support	VS	54	▲	+107.7%	+28
	Show Cause	SC	41	▲	+20.6%	+7
	Felony	CF	39	▲	+254.5%	+28
	Misdemeanor	CM	35	▲	+25.0%	+7
	Other	OT	27	▼	-12.9%	-4
	Capias	CA	25	▲	+127.3%	+14
	Family Abuse - Protective Order	FP	17	▲	+21.4%	+3
	Motion - Protective Order	MP	4	↔		-
	Non-Family Abuse Protective Order	AP	2	▲	-	+2
	Remand Support	RS	1	▼	-75.0%	-3
	Violation of Protective Order	PV	1	▲	-	+1
	Total		246	▲	50.9%	+83
Juvenile	Custody Visitation	CV	78	▼	-21.2%	-21
	Foster Care Review	FC	13	▲	+18.2%	+2
	Misdemeanor	DM	11	▲	+120.0%	+6
	Permanency Planning	PH	9	▲	+28.6%	+2
	Felony	DF	8	▲	+700.0%	+7
	Temporary Detention Order	TD	7	▲	+250.0%	+5
	Traffic	T	4	▲	+300.0%	+3
	Paternity	PT	2	↔		-
	Remand Custody	RC	2	▼	-75.0%	-6
	Remand Visitation	RV	2	▼	-75.0%	-6
	Truancy	TR	2	↔		-
	Voluntary Continuing Services and Support Agreem	VA	2	↔		-
	Abuse and Neglect	AN	1	▼	-75.0%	-3
	Child In Need of Services	CS	1	↔		-
	Initial Foster Care	IF	1	▲	-	+1
	Motion - Protective Order	MP	1	▼	-75.0%	-3
	Show Cause	SC	1	↔		-
	Emergency Custody Order	EC	0	▼	-100.0%	-1
		Total		145	▼	-8.8%
	GRAND TOTAL		391	▲	21.4%	+69

Dispositions by Major Case Category**

Category	Summary	Change	% Change	Absolute Change
Adult Criminal	118	▲	+59.5%	+44
Child Dependency	26	▲	+8.3%	+2
Child in Need of Services/Supervision	3	↔		0
Custody and Visitation	80	▼	-20.8%	-21
Delinquency	20	▲	+185.7%	+13
Other	39	▼	-27.8%	-15
Protective Orders	24	▲	+9.1%	+2
Support	77	▲	+113.9%	+41
Traffic	4	▲	+300.0%	+3
	GRAND TOTAL	▲	21.4%	+69

* Compared to same time period as previous year
 3/11/2024 12:17:33PM

** Case Type Categories are defined in the 2017 Virginia Judicial Workload Assessment
 Source: SCV-SQL-Information

2024 Overall GRAND TOTAL		Distribution of Caseload		Change*		Percentage (%) of Caseload		
83 +27 48.2% 	Adult Juvenile GRAND TOTAL	28	34%	21.7% ▲	+5	41.1%	33.7%	
		55	66%	66.7% ▲	+22	58.9%	66.3%	
		83	100%	48.2% ▲	+27	100%	100%	

Dispositions by Division & Code

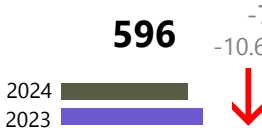
Division	Case Type Description	Code	Summary	Change	% Change	Absolute Change
Adult	Show Cause	SC	9	▼		-
	Civil Support	VS	6	▲	+50.0%	+2
	Misdemeanor	CM	4	▼	-20.0%	-1
	Other	OT	4	▼	-20.0%	-1
	Family Abuse - Protective Order	FP	3	▲	-	+3
	Capias	CA	1	▲	-	+1
	Motion - Protective Order	MP	1	▲	-	+1
	Total			28	▲	21.7%
Juvenile	Custody Visitation	CV	31	▲	+72.2%	+13
	Misdemeanor	DM	6	▲	+50.0%	+2
	Paternity	PT	4	▲	+300.0%	+3
	Traffic	T	4	▲	+33.3%	+1
	Civil Violation	CI	3	▲	+200.0%	+2
	Emergency Custody Order	EC	1	▲	-	+1
	Entrustment	ET	1	▲	-	+1
	Non-Family Abuse Protective Order	AP	1	▲	-	+1
	Other	OT	1	▲	-	+1
	Show Cause	SC	1	▲	-	+1
	Status	ST	1	▲	-	+1
	Temporary Detention Order	TD	1	↔	-	-
	Permanency Planning	PH	0	▼	-100.0%	-1
	Remand Custody	RC	0	▼	-100.0%	-1
	Remand Visitation	RV	0	▼	-100.0%	-1
	Terminate Parental Rights	TP	0	▼	-100.0%	-2
	Total			55	▲	66.7%
GRAND TOTAL			83	▲	48.2%	+27

Dispositions by Major Case Category**

Category	Summary	Change	% Change	Absolute Change
Adult Criminal	11	▼		0
Child Dependency	1	▲	-66.7%	-2
Custody and Visitation	35	▲	+84.2%	+16
Delinquency	7	▲	+75.0%	+3
Juvenile Miscellaneous	1	▲	-	+1
New to Workload Study	3	▲	+200.0%	+2
Other	7	▲	-12.5%	-1
Protective Orders	5	▲	-	+5
Support	9	▲	+28.6%	+2
Traffic	4	▲	+33.3%	+1
GRAND TOTAL	83	▲	48.2%	+27

* Compared to same time period as previous year
 3/11/2024 12:17:33PM

** Case Type Categories are defined in the 2017 Virginia Judicial Workload Assessment
 Source: SCV-SQL-Information

2024 Overall GRAND TOTAL		Distribution of Caseload		Change*		Percentage (%) of Caseload		
596	-71 -10.6%	Adult	223 37%	-18.9% ▼	-52	Adult	41.2%	37.4%
2024 		Juvenile	373 63%	-4.8% ▼	-19	Juvenile	58.8%	62.6%
2023		GRAND TOTAL	596 100%	-10.6% ▼	-71	GRAND TOTAL	100%	100%

Dispositions by Division & Code

Division	Case Type Description	Code	Summary	Change	% Change	Absolute Change	
Adult	Show Cause	SC	54	▼	-6.9%	-4	
	Other	OT	46	▲	+21.1%	+8	
	Civil Support	VS	45	▼	-38.4%	-28	
	Misdemeanor	CM	41	▼	-8.9%	-4	
	Family Abuse - Protective Order	FP	15	▼	-44.4%	-12	
	Capias	CA	10	▲	+11.1%	+1	
	Felony	CF	7	▼	-50.0%	-7	
	Motion - Protective Order	MP	2	▲	-	+2	
	Remand Support	RS	2	▼	-75.0%	-6	
	Non-Family Abuse Protective Order	AP	1	↔	-	-	
	Bond Forfeiture	BF	0	▼	-100.0%	-1	
	Protective Order	PC	0	▼	-100.0%	-1	
		Total		223	▼	-18.9%	-52
Juvenile	Custody Visitation	CV	238	▼	-2.9%	-7	
	Misdemeanor	DM	34	▲	+25.9%	+7	
	Traffic	T	22	▲	+144.4%	+13	
	Felony	DF	15	▲	+275.0%	+11	
	Status	ST	10	▲	+66.7%	+4	
	Paternity	PT	9	▼	-10.0%	-1	
	Abuse and Neglect	AN	6	▲	+50.0%	+2	
	Remand Custody	RC	6	▼	-62.5%	-10	
	Remand Visitation	RV	6	▼	-66.7%	-12	
	Special Immigrant Juvenile Status	SI	5	▲	+400.0%	+4	
	Truancy	TR	4	▼	-63.6%	-7	
	Initial Foster Care	IF	3	▼	-40.0%	-2	
	Motion - Protective Order	MP	3	▲	+50.0%	+1	
	Non-Family Abuse Protective Order	AP	3	▼	-40.0%	-2	
	Permanency Planning	PH	2	▼	-75.0%	-6	
	Temporary Detention Order	TD	2	▼	-66.7%	-4	
	Child In Need of Services	CS	1	↔	-	-	
	Civil Violation	CI	1	▲	-	+1	
	Emergency Custody Order	EC	1	▼	-50.0%	-1	
	Foster Care Review	FC	1	▼	-80.0%	-4	
	Voluntary Continuing Services and Support Agreen	VA	1	▲	-	+1	
	Other	OT	0	▼	-100.0%	-5	
	Qualified Residential Treatment	QR	0	▼	-100.0%	-2	
		Total		373	▼	-4.8%	-19
	GRAND TOTAL			596	▼	-10.6%	-71

Dispositions by Major Case Category**

Category	Summary	Change	% Change	Absolute Change
Adult Criminal	103	▼	-3.7%	-4
Child Dependency	13	▲	-45.8%	-11
Child in Need of Services/Supervision	5	▼	-58.3%	-7
Custody and Visitation	247	▼	-3.1%	-8
Delinquency	49	▲	+58.1%	+18
Juvenile Miscellaneous	10	▲	+66.7%	+4
New to Workload Study	6	▲	+500.0%	+5

* Compared to same time period as previous year
 3/11/2024 12:17:33PM

** Case Type Categories are defined in the 2017 Virginia Judicial Workload Assessment
 Source: SCV-SQL-Information

CPSS - JCMS CASELOAD STATISTICS OF THE JUVENILE & DOMESTIC RELATIONS DISTRICT COURTS
 January 2024 thru February 2024 Dispositions (Compared to January 2023 thru February 2023)

Frederick

District: 26 FIPS: 069

Other	63	▼	-32.3%	-30
Protective Orders	24	▲	-31.4%	-11
Support	54	▼	-42.6%	-40
Traffic	22	▲	+144.4%	+13
GRAND TOTAL	596	▼	-10.6%	-71

2024 Overall GRAND TOTAL		Distribution of Caseload		Change*		Percentage (%) of Caseload			
278	-27 -8.9%	Adult	117 42%	-16.4%	▼	-23	Adult	45.9%	42.1%
2024		Juvenile	161 58%	-2.4%	▼	-4	Juvenile	54.1%	57.9%
2023		GRAND TOTAL	278 100%	-8.9%	▼	-27	GRAND TOTAL	100%	100%

Dispositions by Division & Code

Division	Case Type Description	Code	Summary	Change	% Change	Absolute Change
Adult	Other	OT	27	▲	+80.0%	+12
	Civil Support	VS	24	▼	-11.1%	-3
	Misdemeanor	CM	17	▼	-34.6%	-9
	Show Cause	SC	16	▼	-61.9%	-26
	Capias	CA	12	▲	-14.3%	-2
	Family Abuse - Protective Order	FP	9	▼	-18.2%	-2
	Felony	CF	8	▲	+300.0%	+6
	Motion - Protective Order	MP	2	↔		-
	Non-Family Abuse Protective Order	AP	2	▲	-	+2
	Remand Support	RS	0	▼	-100.0%	-1
	Total		117	▼	-16.4%	-23
Juvenile	Custody Visitation	CV	119	▲	+22.7%	+22
	Misdemeanor	DM	7	▼	-63.2%	-12
	Status	ST	7	↔		-
	Traffic	T	7	▲	+40.0%	+2
	Permanency Planning	PH	6	▲	+20.0%	+1
	Capias	CA	3	▲	+200.0%	+2
	Foster Care Review	FC	3	▼	-62.5%	-5
	Non-Family Abuse Protective Order	AP	3	▲	+50.0%	+1
	Show Cause	SC	2	▼	-33.3%	-1
	Truancy	TR	2	↔		-
	Child In Need of Services	CS	1	▲	-	+1
	Paternity	PT	1	▼	-75.0%	-3
	Abuse and Neglect	AN	0	▼	-100.0%	-2
	Felony	DF	0	▼	-100.0%	-2
	Initial Foster Care	IF	0	▼	-100.0%	-3
	Other	OT	0	▼	-100.0%	-2
	Qualified Residential Treatment	QR	0	▼	-100.0%	-1
	Terminate Parental Rights	TP	0	▼	-100.0%	-2
	Total		161	▼	-2.4%	-4
GRAND TOTAL			278	▼	-8.9%	-27

Dispositions by Major Case Category**

Category	Summary	Change	% Change	Absolute Change	
Adult Criminal	44	▲	-41.3%	-31	
Child Dependency	9	▼	-57.1%	-12	
Child in Need of Services/Supervision	3	▲	+50.0%	+1	
Custody and Visitation	120	▼	+18.8%	+19	
Delinquency	12	▲	-52.0%	-13	
Juvenile Miscellaneous	7	↔		0	
Other	27	▼	+50.0%	+9	
Protective Orders	16	▲	+6.7%	+1	
Support	33	▲	-8.3%	-3	
Traffic	7	▲	+40.0%	+2	
GRAND TOTAL		278	▼	-8.9%	-27

* Compared to same time period as previous year
 3/11/2024 12:17:33PM

** Case Type Categories are defined in the 2017 Virginia Judicial Workload Assessment
 Source: SCV-SQL-Information

2024 Overall GRAND TOTAL		Distribution of Caseload		Change*		Percentage (%) of Caseload			
1,129	+172 18.0%	Adult	498	44%	13.2% ▲	+58	Adult	46.0%	44.1%
2024		Juvenile	631	56%	22.1% ▲	+114	Juvenile	54.0%	55.9%
2023		GRAND TOTAL	1,129	100%	18.0% ▲	+172	GRAND TOTAL	100%	100%

Dispositions by Division & Code

Division	Case Type Description	Code	Summary	Change	% Change	Absolute Change	
Adult	Misdemeanor	CM	129	▲	+27.7%	+28	
	Show Cause	SC	96	▲	+43.3%	+29	
	Civil Support	VS	88	▲	+10.0%	+8	
	Other	OT	56	▲	+1.8%	+1	
	Family Abuse - Protective Order	FP	49	▲	+36.1%	+13	
	Felony	CF	48	▲	+37.1%	+13	
	Capias	CA	18	▼	-53.8%	-21	
	Motion - Protective Order	MP	6	▼	-33.3%	-3	
	Violation of Protective Order	PV	5	▼	-28.6%	-2	
	Non-Family Abuse Protective Order	AP	3	▲	+200.0%	+2	
	Bond Forfeiture	BF	0	▼	-100.0%	-1	
	Remand Support	RS	0	▼	-100.0%	-7	
	Restricted License for Non-Support	SL	0	▼	-100.0%	-1	
	Violation Family Abuse Protective Order	PS	0	▼	-100.0%	-1	
	Total		498	▲	13.2%	+58	
Juvenile	Custody Visitation	CV	258	▲	+41.8%	+76	
	Misdemeanor	DM	78	▼	-15.2%	-14	
	Abuse and Neglect	AN	68	▲	+88.9%	+32	
	Traffic	T	58	▲	+1.8%	+1	
	Permanency Planning	PH	32	▲	+52.4%	+11	
	Show Cause	SC	17	▲	+70.0%	+7	
	Initial Foster Care	IF	15	▲	+275.0%	+11	
	Motion - Protective Order	MP	15	▼	-40.0%	-10	
	Foster Care Review	FC	13	▼	-7.1%	-1	
	Paternity	PT	12	▲	+200.0%	+8	
	Felony	DF	8	▲	+100.0%	+4	
	Child In Need of Services	CS	7	▲	+250.0%	+5	
	Special Immigrant Juvenile Status	SI	7	▲	+133.3%	+4	
	Status	ST	7	▲	+75.0%	+3	
	Terminate Parental Rights	TP	6	▲	+50.0%	+2	
	Capias	CA	5	▲	+150.0%	+3	
	Civil Violation	CI	4	▲	+300.0%	+3	
	Truancy	TR	4	▼	-60.0%	-6	
	Entrustment	ET	3	▲	-	+3	
	Non-Family Abuse Protective Order	AP	3	▲	+50.0%	+1	
	Emergency Custody Order	EC	2	↔	-	-	
	Remand Custody	RC	2	▼	-85.7%	-12	
	Remand Visitation	RV	2	▼	-85.7%	-12	
	Temporary Detention Order	TD	2	▲	-	+2	
	Family Abuse - Protective Order	FP	1	▲	-	+1	
	Mental Commitment	MC	1	↔	-	-	
	Voluntary Continuing Services and Support Agree	VA	1	▼	-66.7%	-2	
	Qualified Residential Treatment	QR	0	▼	-100.0%	-4	
	Relief of Custody	CR	0	▼	-100.0%	-2	
		Total		631	▲	22.1%	+114
	GRAND TOTAL			1,129	▲	18.0%	+172

* Compared to same time period as previous year
 3/11/2024 12:17:33PM

** Case Type Categories are defined in the 2017 Virginia Judicial Workload Assessment
 Source: SCV-SQL-Information

Dispositions by Major Case Category**

Category	Summary	Change	% Change	Absolute Change
Adult Criminal	249	▼	+16.4%	+35
Child Dependency	138	▲	+56.8%	+50
Child in Need of Services/Supervision	16	▲	+33.3%	+4
Custody and Visitation	270	▲	+45.2%	+84
Delinquency	103	▲	-4.6%	-5
Juvenile Miscellaneous	7	▲	+75.0%	+3
New to Workload Study	11	▲	+175.0%	+7
Other	65	▲	-30.1%	-28
Protective Orders	77	▲	+5.5%	+4
Support	135	▼	+14.4%	+17
Traffic	58	▲	+1.8%	+1
GRAND TOTAL	1,129	▲	18.0%	+172

* Compared to same time period as previous year
 3/11/2024 12:17:33PM

** Case Type Categories are defined in the 2017 Virginia Judicial Workload Assessment
 Source: SCV-SQL-Information

2024 Overall GRAND TOTAL	Distribution of Caseload	Change*	Percentage (%) of Caseload																										
<div style="font-size: 2em; font-weight: bold;">446</div> <div style="display: flex; justify-content: space-between; margin-top: 5px;"> -48 -9.7% </div> <div style="margin-top: 10px;"> </div>	<table style="width: 100%; border-collapse: collapse;"> <tr> <td style="background-color: #4a4a8a; color: white; padding: 2px;">Adult</td> <td style="text-align: right; padding: 2px;">180</td> <td style="text-align: right; padding: 2px;">40%</td> <td style="padding: 2px;">-14.3% ▼</td> <td style="padding: 2px;">-30</td> </tr> <tr> <td style="background-color: #e67e22; color: white; padding: 2px;">Juvenile</td> <td style="text-align: right; padding: 2px;">266</td> <td style="text-align: right; padding: 2px;">60%</td> <td style="padding: 2px;">-6.3% ▼</td> <td style="padding: 2px;">-18</td> </tr> <tr> <td style="background-color: #f1c40f; padding: 2px;">GRAND TOTAL</td> <td style="text-align: right; padding: 2px;">446</td> <td style="text-align: right; padding: 2px;">100%</td> <td style="padding: 2px;">-9.7% ▼</td> <td style="padding: 2px;">-48</td> </tr> </table>	Adult	180	40%	-14.3% ▼	-30	Juvenile	266	60%	-6.3% ▼	-18	GRAND TOTAL	446	100%	-9.7% ▼	-48	<table style="width: 100%; border-collapse: collapse;"> <tr> <td style="background-color: #4a4a8a; color: white; padding: 2px;">Adult</td> <td style="text-align: right; padding: 2px;">2023</td> <td style="text-align: right; padding: 2px;">2024</td> </tr> <tr> <td style="background-color: #4a4a8a; color: white; padding: 2px;">Adult</td> <td style="text-align: right; padding: 2px;">42.5%</td> <td style="text-align: right; padding: 2px;">40.4%</td> </tr> <tr> <td style="background-color: #e67e22; color: white; padding: 2px;">Juvenile</td> <td style="text-align: right; padding: 2px;">57.5%</td> <td style="text-align: right; padding: 2px;">59.6%</td> </tr> <tr> <td style="background-color: #4a4a8a; color: white; padding: 2px;">GRAND TOTAL</td> <td style="text-align: right; padding: 2px;">100%</td> <td style="text-align: right; padding: 2px;">100%</td> </tr> </table>	Adult	2023	2024	Adult	42.5%	40.4%	Juvenile	57.5%	59.6%	GRAND TOTAL	100%	100%
Adult	180	40%	-14.3% ▼	-30																									
Juvenile	266	60%	-6.3% ▼	-18																									
GRAND TOTAL	446	100%	-9.7% ▼	-48																									
Adult	2023	2024																											
Adult	42.5%	40.4%																											
Juvenile	57.5%	59.6%																											
GRAND TOTAL	100%	100%																											

Dispositions by Division & Code

Division	Case Type Description	Code	Summary	Change	% Change	Absolute Change
Adult	Civil Support	VS	47	▲	+135.0%	+27
	Show Cause	SC	43	▼	-10.4%	-5
	Misdemeanor	CM	38	▼	-22.4%	-11
	Other	OT	23	▼	-32.4%	-11
	Capias	CA	13	▲	-23.5%	-4
	Family Abuse - Protective Order	FP	11	▼	-21.4%	-3
	Felony	CF	2	▼	-88.9%	-16
	Motion - Protective Order	MP	2	▲	+100.0%	+1
	Remand Support	RS	1	▼	-83.3%	-5
	Non-Family Abuse Protective Order	AP	0	▼	-100.0%	-2
	Restricted License for Non-Support	SL	0	▼	-100.0%	-1
Total			180	▼	-14.3%	-30
Juvenile	Custody Visitation	CV	158	▼	-7.6%	-13
	Misdemeanor	DM	29	▲	+16.0%	+4
	Traffic	T	14	▲	+250.0%	+10
	Permanency Planning	PH	11	▲	+175.0%	+7
	Status	ST	8	▼	-11.1%	-1
	Paternity	PT	7	▲	+40.0%	+2
	Show Cause	SC	7	▲	+75.0%	+3
	Truancy	TR	7	▼	-12.5%	-1
	Child In Need of Services	CS	5	▼	-37.5%	-3
	Special Immigrant Juvenile Status	SI	5	▲	-	+5
	Civil Violation	CI	3	▼	-40.0%	-2
	Emergency Custody Order	EC	2	↔	-	-
	Non-Family Abuse Protective Order	AP	2	▲	+100.0%	+1
	Abuse and Neglect	AN	1	▲	-	+1
	Entrustment	ET	1	▲	-	+1
	Felony	DF	1	▼	-85.7%	-6
	Foster Care Review	FC	1	↔	-	-
	Initial Foster Care	IF	1	▼	-50.0%	-1
	Juvenile Support	JS	1	▲	-	+1
	Remand Custody	RC	1	▼	-90.0%	-9
	Remand Visitation	RV	1	▼	-90.0%	-9
	Motion - Protective Order	MP	0	▼	-100.0%	-3
	Qualified Residential Treatment	QR	0	▼	-100.0%	-2
	Restoration of Parental Rights	RR	0	▼	-100.0%	-1
	Temporary Detention Order	TD	0	▼	-100.0%	-2
	Total			266	▼	-6.3%
GRAND TOTAL			446	▼	-9.7%	-48

Dispositions by Major Case Category**

Category	Summary	Change	% Change	Absolute Change
Adult Criminal	87	▼	-28.7%	-35
Child Dependency	15	▲	+66.7%	+6
Child in Need of Services/Supervision	15	▲	-6.3%	-1
Custody and Visitation	165	▲	-6.3%	-11
Delinquency	34	▼	-5.6%	-2
Juvenile Miscellaneous	8	▼	-11.1%	-1

* Compared to same time period as previous year
 3/11/2024 12:17:33PM

** Case Type Categories are defined in the 2017 Virginia Judicial Workload Assessment
 Source: SCV-SQL-Information

CPSS - JCMS CASELOAD STATISTICS OF THE JUVENILE & DOMESTIC RELATIONS DISTRICT COURTS
 January 2024 thru February 2024 Dispositions (Compared to January 2023 thru February 2023)

New to Workload Study	8	▲	+60.0%	+3
Other	28	▼	-56.9%	-37
Protective Orders	15	▼	-28.6%	-6
Support	57	▲	+83.9%	+26
Traffic	14	▲	+250.0%	+10
GRAND TOTAL	446	▼	-9.7%	-48

2024 Overall GRAND TOTAL		Distribution of Caseload			Change*		Percentage (%) of Caseload		
430 -15 -3.4% 	Adult	173	40%	-12.6% ▼	-25	Adult	2023	2024	
	Juvenile	257	60%	4.0% ▲	+10	Juvenile	44.5%	40.2%	
	GRAND TOTAL	430	100%	-3.4% ▼	-15	GRAND TOTAL	100%	100%	

Dispositions by Division & Code

Division	Case Type Description	Code	Summary	Change	% Change	Absolute Change
Adult	Misdemeanor	CM	39	▲	+62.5%	+15
	Civil Support	VS	32	▼	-11.1%	-4
	Other	OT	30	▼	-18.9%	-7
	Felony	CF	20	▼	-44.4%	-16
	Show Cause	SC	19	▼	-32.1%	-9
	Capias	CA	17	▲	+13.3%	+2
	Family Abuse - Protective Order	FP	10	▼	-23.1%	-3
	Remand Support	RS	4	▼	-33.3%	-2
	Non-Family Abuse Protective Order	AP	2	▲	-	+2
	Bond Forfeiture	BF	0	▼	-100.0%	-1
	Motion - Protective Order	MP	0	▼	-100.0%	-2
		Total		173	▼	-12.6%
Juvenile	Custody Visitation	CV	128	▼	-16.3%	-25
	Misdemeanor	DM	26	▲	+73.3%	+11
	Permanency Planning	PH	20	▲	-	+20
	Remand Custody	RC	11	▲	+22.2%	+2
	Remand Visitation	RV	11	↔	-	-
	Status	ST	10	▲	+66.7%	+4
	Traffic	T	10	▼	-9.1%	-1
	Felony	DF	8	▲	-	+8
	Paternity	PT	7	▼	-36.4%	-4
	Terminate Parental Rights	TP	6	▲	-	+6
	Non-Family Abuse Protective Order	AP	5	▲	-	+5
	Foster Care Review	FC	4	▼	-20.0%	-1
	Child In Need of Services	CS	3	▲	-	+3
	Initial Foster Care	IF	3	↔	-	-
	Abuse and Neglect	AN	2	▼	-77.8%	-7
	Emergency Custody Order	EC	1	▲	-	+1
	Show Cause	SC	1	▼	-75.0%	-3
	Temporary Detention Order	TD	1	▲	-	+1
	Capias	CA	0	▼	-100.0%	-1
	Civil Violation	CI	0	▼	-100.0%	-1
	Motion - Protective Order	MP	0	▼	-100.0%	-4
	Truancy	TR	0	▼	-100.0%	-3
	Voluntary Continuing Services and Support Agreem	VA	0	▼	-100.0%	-1
	Total		257	▲	4.0%	+10
	GRAND TOTAL		430	▼	-3.4%	-15

Dispositions by Major Case Category**

Category	Summary	Change	% Change	Absolute Change
Adult Criminal	88	▼	-5.4%	-5
Child Dependency	35	▲	+94.4%	+17
Child in Need of Services/Supervision	3	▲	-	0
Custody and Visitation	135	▼	-17.7%	-29
Delinquency	35	▲	+75.0%	+15
Juvenile Miscellaneous	10	▲	+66.7%	+4
New to Workload Study	0	▼	-100.0%	-1
Other	58	▲	-7.9%	-5

* Compared to same time period as previous year
 3/11/2024 12:17:33PM

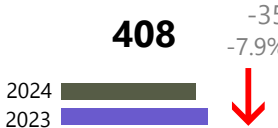
** Case Type Categories are defined in the 2017 Virginia Judicial Workload Assessment
 Source: SCV-SQL-Information

CPSS - JCMS CASELOAD STATISTICS OF THE JUVENILE & DOMESTIC RELATIONS DISTRICT COURTS
 January 2024 thru February 2024 Dispositions (Compared to January 2023 thru February 2023)

Protective Orders	17	▲	-10.5%	-2
Support	39	▼	-17.0%	-8
Traffic	10	▼	-9.1%	-1
<i>GRAND TOTAL</i>	430	▼	-3.4%	-15

* Compared to same time period as previous year
 3/11/2024 12:17:33PM

** Case Type Categories are defined in the 2017 Virginia Judicial Workload Assessment
 Source: SCV-SQL-Information

2024 Overall GRAND TOTAL		Distribution of Caseload		Change*		Percentage (%) of Caseload		
408  2024 2023	-35 -7.9%	Adult	205 50%	6.8% ▲	+13	Adult	43.3%	50.2%
		Juvenile	203 50%	-19.1% ▼	-48	Juvenile	56.7%	49.8%
		GRAND TOTAL	408 100%	-7.9% ▼	-35	GRAND TOTAL	100%	100%

Dispositions by Division & Code

Division	Case Type Description	Code	Summary	Change	% Change	Absolute Change
Adult	Misdemeanor	CM	55	▲	+22.2%	+10
	Other	OT	42	▲	+40.0%	+12
	Civil Support	VS	31	▲	+34.8%	+8
	Show Cause	SC	24	▼	-33.3%	-12
	Felony	CF	19	▲	+26.7%	+4
	Capias	CA	13	▼	-7.1%	-1
	Family Abuse - Protective Order	FP	9	▼	-52.6%	-10
	Protective Order	PC	4	↔		-
	Remand Support	RS	3	▲	-	+3
	Violation of Protective Order	PV	3	▲	+50.0%	+1
	Motion - Protective Order	MP	2	↔		-
	Non-Family Abuse Protective Order	AP	0	▼	-100.0%	-1
	Violation Family Abuse Protective Order	PS	0	▼	-100.0%	-1
		Total		205	▲	6.8%
Juvenile	Custody Visitation	CV	94	▼	-21.7%	-26
	Misdemeanor	DM	33	▲	+22.2%	+6
	Felony	DF	18	▲	+50.0%	+6
	Abuse and Neglect	AN	11	▲	+83.3%	+5
	Traffic	T	6	▼	-60.0%	-9
	Truancy	TR	6	▼	-40.0%	-4
	Foster Care Review	FC	5	▲	+25.0%	+1
	Paternity	PT	4	▼	-42.9%	-3
	Initial Foster Care	IF	3	↔		-
	Non-Family Abuse Protective Order	AP	3	▲	+200.0%	+2
	Permanency Planning	PH	3	▼	-62.5%	-5
	Status	ST	3	▼	-50.0%	-3
	Temporary Detention Order	TD	3	↔		-
	Terminate Parental Rights	TP	3	▼	-81.3%	-13
	Motion - Protective Order	MP	2	▼	-33.3%	-1
	Special Immigrant Juvenile Status	SI	2	▼	-33.3%	-1
	Civil Violation	CI	1	↔		-
	Emergency Custody Order	EC	1	▼	-75.0%	-3
	Show Cause	SC	1	▲	-	+1
	Voluntary Continuing Services and Support Agreen	VA	1	↔		-
	Other	OT	0	▼	-100.0%	-1
	Total		203	▼	-19.1%	-48
	GRAND TOTAL		408	▼	-7.9%	-35

Dispositions by Major Case Category**

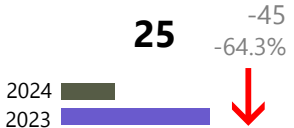
Category	Summary	Change	% Change	Absolute Change
Adult Criminal	112	▼	+4.7%	+5
Child Dependency	26	▼	-31.6%	-12
Child in Need of Services/Supervision	6	▼	-40.0%	-4
Custody and Visitation	98	▼	-22.8%	-29
Delinquency	52	▲	+33.3%	+13
Juvenile Miscellaneous	3	▼	-50.0%	-3
New to Workload Study	3	▼	-25.0%	-1
Other	49	▲	+28.9%	+11

* Compared to same time period as previous year
 3/11/2024 12:17:33PM

** Case Type Categories are defined in the 2017 Virginia Judicial Workload Assessment
 Source: SCV-SQL-Information

CPSS - JCMS CASELOAD STATISTICS OF THE JUVENILE & DOMESTIC RELATIONS DISTRICT COURTS
 January 2024 thru February 2024 Dispositions (Compared to January 2023 thru February 2023)

Protective Orders	16	▲	-38.5%	-10
Support	37	▼	+12.1%	+4
Traffic	6	▼	-60.0%	-9
GRAND TOTAL	408	▼	-7.9%	-35

2024 Overall GRAND TOTAL		Distribution of Caseload		Change*		Percentage (%) of Caseload		
2024  25 -64.3%	Adult	15	60%	-25.0%	▼	-5	2023	28.6%
	Juvenile	10	40%	-80.0%	▼	-40	2024	60.0%
GRAND TOTAL		25	100%	-64.3%	▼	-45	GRAND TOTAL	100%
								100%

Dispositions by Division & Code

Division	Case Type Description	Code	Summary	Change	% Change	Absolute Change
Adult	Felony	CF	8	▲	+166.7%	+5
	Other	OT	5	▲	+66.7%	+2
	Civil Support	VS	1	▼	-50.0%	-1
	Show Cause	SC	1	▼	-66.7%	-2
	Capias	CA	0	▼	-100.0%	-1
	Family Abuse - Protective Order	FP	0	▼	-100.0%	-4
	Misdemeanor	CM	0	▼	-100.0%	-4
	Total			15	▼	-25.0%
Juvenile	Abuse and Neglect	AN	4	▲	-	+4
	Custody Visitation	CV	2	▼	-95.2%	-40
	Misdemeanor	DM	2	▼	-33.3%	-1
	Traffic	T	1	▼	-66.7%	-2
	Voluntary Continuing Services and Support Agreen	VA	1	↔		-
	Capias	CA	0	▼	-100.0%	-1
	Total			10	▼	-80.0%
GRAND TOTAL			25	▼	-64.3%	-45

Dispositions by Major Case Category**

Category	Summary	Change	% Change	Absolute Change
Adult Criminal	8	▼	-20.0%	-2
Child Dependency	5	▲	+400.0%	+4
Custody and Visitation	2	▼	-95.2%	-40
Delinquency	2	▼	-50.0%	-2
Other	5	▲	+66.7%	+2
Protective Orders	0	▼	-100.0%	-4
Support	2	▼	-33.3%	-1
Traffic	1	▼	-66.7%	-2
GRAND TOTAL	25	▼	-64.3%	-45

* Compared to same time period as previous year
 3/11/2024 12:17:33PM

** Case Type Categories are defined in the 2017 Virginia Judicial Workload Assessment
 Source: SCV-SQL-Information

2024 Overall GRAND TOTAL		Distribution of Caseload		Change*		Percentage (%) of Caseload		
258 -38 -12.8% 	Adult	117	45%	12.5%	▲	+13	2023	2024
	Juvenile	141	55%	-26.6%	▼	-51	35.1%	45.3%
GRAND TOTAL		258	100%	-12.8%	▼	-38	100%	100%

Dispositions by Division & Code

Division	Case Type Description	Code	Summary	Change	% Change	Absolute Change
Adult	Show Cause	SC	28	▲	+64.7%	+11
	Misdemeanor	CM	27	▲	+237.5%	+19
	Civil Support	VS	23	▼	-20.7%	-6
	Capias	CA	13	▲	+44.4%	+4
	Family Abuse - Protective Order	FP	11	▲	+120.0%	+6
	Other	OT	8	▼	-63.6%	-14
	Felony	CF	3	▼	-70.0%	-7
	Violation of Protective Order	PV	2	▲	-	+2
	Remand Support	RS	1	↔	-	-
	Restricted License for Non-Support	SL	1	▲	-	+1
	Motion - Protective Order	MP	0	▼	-100.0%	-3
Total			117	▲	12.5%	+13
Juvenile	Custody Visitation	CV	88	▼	-17.8%	-19
	Traffic	T	9	▼	-52.6%	-10
	Misdemeanor	DM	7	▼	-12.5%	-1
	Permanency Planning	PH	6	▼	-14.3%	-1
	Abuse and Neglect	AN	4	▼	-66.7%	-8
	Initial Foster Care	IF	4	▲	+300.0%	+3
	Paternity	PT	4	▼	-33.3%	-2
	Relief of Custody	CR	4	▲	-	+4
	Status	ST	3	▲	+50.0%	+1
	Foster Care Review	FC	2	▼	-75.0%	-6
	Motion - Protective Order	MP	2	▼	-60.0%	-3
	Special Immigrant Juvenile Status	SI	2	▲	-	+2
	Voluntary Continuing Services and Support Agreen	VA	2	▲	-	+2
	Emergency Custody Order	EC	1	▲	-	+1
	Remand Custody	RC	1	▼	-50.0%	-1
	Remand Visitation	RV	1	▼	-50.0%	-1
	Temporary Detention Order	TD	1	▼	-66.7%	-2
	Felony	DF	0	▼	-100.0%	-1
	Non-Family Abuse Protective Order	AP	0	▼	-100.0%	-1
	Qualified Residential Treatment	QR	0	▼	-100.0%	-2
	Show Cause	SC	0	▼	-100.0%	-1
Terminate Parental Rights	TP	0	▼	-100.0%	-5	
Total			141	▼	-26.6%	-51
GRAND TOTAL			258	▼	-12.8%	-38

Dispositions by Major Case Category**

Category	Summary	Change	% Change	Absolute Change
Adult Criminal	68	▲	+61.9%	+26
Child Dependency	22	▲	-37.1%	-13
Custody and Visitation	92	▼	-18.6%	-21
Delinquency	7	▼	-30.0%	-3
Juvenile Miscellaneous	3	▲	+50.0%	+1
New to Workload Study	2	▲	-	+2
Other	13	▲	-56.7%	-17
Protective Orders	13	▼	-7.1%	-1
Support	29	▲	-6.5%	-2

* Compared to same time period as previous year
 3/11/2024 12:17:33PM

** Case Type Categories are defined in the 2017 Virginia Judicial Workload Assessment
 Source: SCV-SQL-Information

CPSS - JCMS CASELOAD STATISTICS OF THE JUVENILE & DOMESTIC RELATIONS DISTRICT COURTS
January 2024 thru February 2024 Dispositions (Compared to January 2023 thru February 2023)

Traffic	9	▼	-52.6%	-10
GRAND TOTAL	258	▼	-12.8%	-38

2024 Overall GRAND TOTAL		Distribution of Caseload		Change*		Percentage (%) of Caseload		
140 +19 15.7% 	Adult	55	39%	5.8%	▲	+3	2023	43.0%
	Juvenile	85	61%	23.2%	▲	+16	2024	39.3%
GRAND TOTAL		140	100%	15.7%	▲	+19	GRAND TOTAL	100%

Dispositions by Division & Code

Division	Case Type Description	Code	Summary	Change	% Change	Absolute Change	
Adult	Misdemeanor	CM	14	▲	+133.3%	+8	
	Civil Support	VS	10	▼	-28.6%	-4	
	Other	OT	9	▲	+28.6%	+2	
	Show Cause	SC	9	▼	-25.0%	-3	
	Felony	CF	4	▲	-	+4	
	Remand Support	RS	4	▲	+300.0%	+3	
	Family Abuse - Protective Order	FP	2	▼	-66.7%	-4	
	Motion - Protective Order	MP	2	↔	-	-	
	Capias	CA	1	▲	-	-	
	Non-Family Abuse Protective Order	AP	0	▼	-100.0%	-3	
Total			55	▲	5.8%	+3	
Juvenile	Custody Visitation	CV	54	▲	+54.3%	+19	
	Remand Custody	RC	10	▲	+900.0%	+9	
	Remand Visitation	RV	10	▲	+900.0%	+9	
	Abuse and Neglect	AN	3	▼	-75.0%	-9	
	Status	ST	3	▲	+200.0%	+2	
	Traffic	T	3	▼	-25.0%	-1	
	Foster Care Review	FC	2	▼	-50.0%	-2	
	Felony	DF	0	▼	-100.0%	-3	
	Initial Foster Care	IF	0	▼	-100.0%	-4	
	Paternity	PT	0	▼	-100.0%	-2	
	Permanency Planning	PH	0	▼	-100.0%	-1	
	Voluntary Continuing Services and Support Agreem	VA	0	▼	-100.0%	-1	
	Total			85	▲	23.2%	+16
	GRAND TOTAL			140	▲	15.7%	+19

Dispositions by Major Case Category**

Category	Summary	Change	% Change	Absolute Change	
Adult Criminal	27	▲	+92.9%	+13	
Child Dependency	5	▼	-77.3%	-17	
Custody and Visitation	54	▼	+45.9%	+17	
Delinquency	0	▼	-100.0%	-3	
Juvenile Miscellaneous	3	▲	+200.0%	+2	
Other	33	▲	+230.0%	+23	
Protective Orders	4	▼	-63.6%	-7	
Support	11	▼	-42.1%	-8	
Traffic	3	▼	-25.0%	-1	
GRAND TOTAL		140	▲	15.7%	+19

* Compared to same time period as previous year
 3/11/2024 12:17:33PM

** Case Type Categories are defined in the 2017 Virginia Judicial Workload Assessment
 Source: SCV-SQL-Information

2024 Overall GRAND TOTAL		Distribution of Caseload		Change*		Percentage (%) of Caseload			
125 -23 -15.5% 	Adult	70	56%	-6.7%	▼	-5	Adult	50.7%	56.0%
	Juvenile	55	44%	-24.7%	▼	-18	Juvenile	49.3%	44.0%
GRAND TOTAL		125	100%	-15.5%	▼	-23	GRAND TOTAL	100%	100%

Dispositions by Division & Code

Division	Case Type Description	Code	Summary	Change	% Change	Absolute Change
Adult	Misdemeanor	CM	22	▲	+57.1%	+8
	Civil Support	VS	15	▲	+50.0%	+5
	Other	OT	14	▲	+16.7%	+2
	Felony	CF	8	▼	-33.3%	-4
	Family Abuse - Protective Order	FP	3	▼	-62.5%	-5
	Show Cause	SC	3	▼	-66.7%	-6
	Violation of Protective Order	PV	3	▲	+50.0%	+1
	Capias	CA	2	▼	-60.0%	-3
	Motion - Protective Order	MP	0	▼	-100.0%	-3
	Total			70	▼	-6.7%
Juvenile	Custody Visitation	CV	26	▼	-33.3%	-13
	Permanency Planning	PH	9	▲	+50.0%	+3
	Traffic	T	4	▲	+100.0%	+2
	Abuse and Neglect	AN	3	▲	+200.0%	+2
	Initial Foster Care	IF	3	▲	+50.0%	+1
	Misdemeanor	DM	3	▼	-40.0%	-2
	Terminate Parental Rights	TP	3	▼	-70.0%	-7
	Felony	DF	1	▲	-	+1
	Foster Care Review	FC	1	▼	-50.0%	-1
	Non-Family Abuse Protective Order	AP	1	▲	-	+1
	Temporary Detention Order	TD	1	▲	-	+1
	Motion - Protective Order	MP	0	▼	-100.0%	-2
	Qualified Residential Treatment	QR	0	▼	-100.0%	-2
	Show Cause	SC	0	▼	-100.0%	-2
	Total			55	▼	-24.7%
GRAND TOTAL			125	▼	-15.5%	-23

Dispositions by Major Case Category**

Category	Summary	Change	% Change	Absolute Change
Adult Criminal	37	▲	+5.7%	+2
Child Dependency	19	▲	-17.4%	-4
Custody and Visitation	26	▼	-33.3%	-13
Delinquency	4	▲	-42.9%	-3
Other	15	▲	+25.0%	+3
Protective Orders	4	▲	-69.2%	-9
Support	16	▼	-5.9%	-1
Traffic	4	▲	+100.0%	+2
GRAND TOTAL	125	▼	-15.5%	-23

* Compared to same time period as previous year
 3/11/2024 12:17:33PM

** Case Type Categories are defined in the 2017 Virginia Judicial Workload Assessment
 Source: SCV-SQL-Information

2024 Overall GRAND TOTAL		Distribution of Caseload			Change*		Percentage (%) of Caseload		
233 +34 17.1% 	Adult	77	33%	-16.3% ▼	-15	Adult	2023	2024	
	Juvenile	156	67%	45.8% ▲	+49	Juvenile	46.2%	33.0%	
GRAND TOTAL		233	100%	17.1% ▲	+34	GRAND TOTAL	100%	100%	

Dispositions by Division & Code

Division	Case Type Description	Code	Summary	Change	% Change	Absolute Change
Adult	Misdemeanor	CM	17	▼	-26.1%	-6
	Other	OT	15	▲	+25.0%	+3
	Show Cause	SC	15	▲	+50.0%	+5
	Civil Support	VS	13	▼	-27.8%	-5
	Family Abuse - Protective Order	FP	6	▼	-14.3%	-1
	Violation of Protective Order	PV	5	▲	+400.0%	+4
	Capias	CA	4	▲	-33.3%	-2
	Non-Family Abuse Protective Order	AP	2	▲	+100.0%	+1
	Felony	CF	0	▼	-100.0%	-7
	Motion - Protective Order	MP	0	▼	-100.0%	-5
	Remand Support	RS	0	▼	-100.0%	-1
	Violation Family Abuse Protective Order	PS	0	▼	-100.0%	-1
	Total			77	▼	-16.3%
Juvenile	Custody Visitation	CV	108	▲	+71.4%	+45
	Abuse and Neglect	AN	5	▲	+66.7%	+2
	Foster Care Review	FC	5	▲	+400.0%	+4
	Motion - Protective Order	MP	5	▲	-	+5
	Permanency Planning	PH	5	▼	-16.7%	-1
	Non-Family Abuse Protective Order	AP	4	▲	-	+4
	Terminate Parental Rights	TP	4	▲	+33.3%	+1
	Child In Need of Services	CS	3	▲	-	+3
	Temporary Detention Order	TD	3	▲	-	+3
	Traffic	T	3	▼	-62.5%	-5
	Entrustment	ET	2	▲	-	+2
	Other	OT	2	▲	-	+2
	Paternity	PT	2	▼	-33.3%	-1
	Remand Custody	RC	2	▼	-33.3%	-1
	Remand Visitation	RV	2	▼	-33.3%	-1
	Misdemeanor	DM	1	↔	-	-
	Felony	DF	0	▼	-100.0%	-8
	Initial Foster Care	IF	0	▼	-100.0%	-2
	Qualified Residential Treatment	QR	0	▼	-100.0%	-1
	Show Cause	SC	0	▼	-100.0%	-1
Truancy	TR	0	▼	-100.0%	-1	
Total			156	▲	45.8%	+49
GRAND TOTAL			233	▲	17.1%	+34

Dispositions by Major Case Category**

Category	Summary	Change	% Change	Absolute Change
Adult Criminal	39	▲	-13.3%	-6
Child Dependency	21	▲	+31.3%	+5
Child in Need of Services/Supervision	3	▲	+200.0%	+2
Custody and Visitation	110	▲	+66.7%	+44
Delinquency	1	▼	-90.0%	-9
Other	24	▲	+26.3%	+5
Protective Orders	17	▲	+30.8%	+4
Support	15	▲	-28.6%	-6
Traffic	3	▼	-62.5%	-5

* Compared to same time period as previous year
 3/11/2024 12:17:33PM

** Case Type Categories are defined in the 2017 Virginia Judicial Workload Assessment
 Source: SCV-SQL-Information

GRAND TOTAL

233

▲

17.1%

+34

2024 Overall GRAND TOTAL		Distribution of Caseload			Change*		Percentage (%) of Caseload		
127 +1 0.8% 	Adult	52	41%	-26.8% ▼	-19	Adult	2023	2024	
	Juvenile	75	59%	36.4% ▲	+20	Juvenile	56.3%	40.9%	
GRAND TOTAL		127	100%	0.8% ▲	+1	GRAND TOTAL	100%	100%	

Dispositions by Division & Code

Division	Case Type Description	Code	Summary	Change	% Change	Absolute Change	
Adult	Misdemeanor	CM	11	▼	-38.9%	-7	
	Other	OT	11	▲	+175.0%	+7	
	Felony	CF	10	▲	+66.7%	+4	
	Civil Support	VS	6	▼	-40.0%	-4	
	Capias	CA	4	▼	-33.3%	-2	
	Family Abuse - Protective Order	FP	4	▼	-78.9%	-15	
	Show Cause	SC	3	▼	-50.0%	-3	
	Bond Forfeiture	BF	1	▲	-	+1	
	Motion - Protective Order	MP	1	↔	-	-	
	Violation Family Abuse Protective Order	PS	1	▲	-	+1	
	Non-Family Abuse Protective Order	AP	0	▼	-100.0%	-1	
	Total			52	▼	-26.8%	-19
Juvenile	Custody Visitation	CV	43	▲	+16.2%	+6	
	Misdemeanor	DM	9	▲	+80.0%	+4	
	Foster Care Review	FC	4	▲	+100.0%	+2	
	Initial Foster Care	IF	4	▲	+300.0%	+3	
	Civil Violation	CI	3	▲	-	+3	
	Permanency Planning	PH	3	▲	+200.0%	+2	
	Abuse and Neglect	AN	2	↔	-	-	
	Felony	DF	2	▲	+100.0%	+1	
	Motion - Protective Order	MP	1	▲	-	+1	
	Non-Family Abuse Protective Order	AP	1	▲	-	+1	
	Paternity	PT	1	▲	-	+1	
	Temporary Detention Order	TD	1	▲	-	+1	
	Traffic	T	1	▼	-66.7%	-2	
	Child In Need of Services	CS	0	▼	-100.0%	-1	
	Relief of Custody	CR	0	▼	-100.0%	-1	
	Terminate Parental Rights	TP	0	▼	-100.0%	-1	
	Total			75	▲	36.4%	+20
	GRAND TOTAL			127	▲	0.8%	+1

Dispositions by Major Case Category**

Category	Summary	Change	% Change	Absolute Change	
Adult Criminal	29	▲	-12.1%	-4	
Child Dependency	13	▲	+62.5%	+5	
Child in Need of Services/Supervision	0	▼	-100.0%	-1	
Custody and Visitation	44	▲	+18.9%	+7	
Delinquency	11	▲	+83.3%	+5	
New to Workload Study	3	▲	-	+3	
Other	12	▲	+200.0%	+8	
Protective Orders	7	▲	-66.7%	-14	
Support	7	▼	-46.2%	-6	
Traffic	1	▼	-66.7%	-2	
GRAND TOTAL		127	▲	0.8%	+1

* Compared to same time period as previous year
 3/11/2024 12:17:33PM

** Case Type Categories are defined in the 2017 Virginia Judicial Workload Assessment
 Source: SCV-SQL-Information

2024 Overall GRAND TOTAL	Distribution of Caseload	Change*	Percentage (%) of Caseload																								
553 2024 2023	<table border="1"> <tr> <td>Adult</td> <td>317</td> <td>57%</td> <td>19.2% ▲</td> <td>+51</td> </tr> <tr> <td>Juvenile</td> <td>236</td> <td>43%</td> <td>-16.0% ▼</td> <td>-45</td> </tr> <tr> <td>GRAND TOTAL</td> <td>553</td> <td>100%</td> <td>1.1% ▲</td> <td>+6</td> </tr> </table>	Adult	317	57%	19.2% ▲	+51	Juvenile	236	43%	-16.0% ▼	-45	GRAND TOTAL	553	100%	1.1% ▲	+6		<table border="1"> <tr> <td>Adult</td> <td>2023: 48.6%</td> <td>2024: 57.3%</td> </tr> <tr> <td>Juvenile</td> <td>2023: 51.4%</td> <td>2024: 42.7%</td> </tr> <tr> <td>GRAND TOTAL</td> <td>100%</td> <td>100%</td> </tr> </table>	Adult	2023: 48.6%	2024: 57.3%	Juvenile	2023: 51.4%	2024: 42.7%	GRAND TOTAL	100%	100%
Adult	317	57%	19.2% ▲	+51																							
Juvenile	236	43%	-16.0% ▼	-45																							
GRAND TOTAL	553	100%	1.1% ▲	+6																							
Adult	2023: 48.6%	2024: 57.3%																									
Juvenile	2023: 51.4%	2024: 42.7%																									
GRAND TOTAL	100%	100%																									

Dispositions by Division & Code

Division	Case Type Description	Code	Summary	Change	% Change	Absolute Change	
Adult	Misdemeanor	CM	93	▲	+25.7%	+19	
	Show Cause	SC	83	▲	+88.6%	+39	
	Other	OT	54	▼	-6.9%	-4	
	Civil Support	VS	42	▲	+20.0%	+7	
	Felony	CF	22	▲	+15.8%	+3	
	Family Abuse - Protective Order	FP	10	▼	-54.5%	-12	
	Non-Family Abuse Protective Order	AP	6	▲	+500.0%	+5	
	Capias	CA	2	▼	-66.7%	-4	
	Motion - Protective Order	MP	2	▼	-33.3%	-1	
	Remand Support	RS	2	▼	-33.3%	-1	
	Violation of Protective Order	PV	1	▲	-	+1	
	Restricted License for Non-Support	SL	0	▼	-100.0%	-1	
	Total			317	▲	19.2%	+51
Juvenile	Custody Visitation	CV	117	▼	-28.7%	-47	
	Misdemeanor	DM	32	▲	+39.1%	+9	
	Felony	DF	18	▲	+63.6%	+7	
	Traffic	T	10	▲	+11.1%	+1	
	Abuse and Neglect	AN	8	▲	+14.3%	+1	
	Show Cause	SC	8	▲	+166.7%	+5	
	Remand Custody	RC	7	▼	-12.5%	-1	
	Civil Violation	CI	5	▲	+150.0%	+3	
	Motion - Protective Order	MP	5	▼	-37.5%	-3	
	Child In Need of Services	CS	4	▲	+33.3%	+1	
	Non-Family Abuse Protective Order	AP	4	▲	+300.0%	+3	
	Paternity	PT	3	↔	-	-	
	Special Immigrant Juvenile Status	SI	3	▲	-	+3	
	Status	ST	3	▲	-	+3	
	Truancy	TR	3	▼	-57.1%	-4	
	Foster Care Review	FC	1	▼	-50.0%	-1	
	Initial Foster Care	IF	1	↔	-	-	
	Other	OT	1	▲	-	+1	
	Relief of Custody	CR	1	▼	-50.0%	-1	
	Remand Visitation	RV	1	▼	-50.0%	-1	
	Voluntary Continuing Services and Support Agreen	VA	1	↔	-	-	
	Emergency Custody Order	EC	0	▼	-100.0%	-2	
	Mental Commitment	MC	0	▼	-100.0%	-2	
	Permanency Planning	PH	0	▼	-100.0%	-4	
	Temporary Detention Order	TD	0	▼	-100.0%	-4	
	Terminate Parental Rights	TP	0	▼	-100.0%	-12	
	Total			236	▼	-16.0%	-45
	GRAND TOTAL			553	▲	1.1%	+6

Dispositions by Major Case Category**

Category	Summary	Change	% Change	Absolute Change
Adult Criminal	185	▲	+52.9%	+64
Child Dependency	12	▼	-58.6%	-17
Child in Need of Services/Supervision	7	▼	-30.0%	-3
Custody and Visitation	120	▼	-28.1%	-47
Delinquency	58	▲	+56.8%	+21

* Compared to same time period as previous year
 3/11/2024 12:17:33PM

** Case Type Categories are defined in the 2017 Virginia Judicial Workload Assessment
 Source: SCV-SQL-Information

Juvenile Miscellaneous	3	▲	-	+3
New to Workload Study	8	▲	+300.0%	+6
Other	65	▲	-17.7%	-14
Protective Orders	27	▲	-22.9%	-8
Support	58	▼		0
Traffic	10	▲	+11.1%	+1
GRAND TOTAL	553	▲	1.1%	+6

2024 Overall GRAND TOTAL		Distribution of Caseload		Change*		Percentage (%) of Caseload		
387	-50 -11.4%	Adult	209 54%	-1.9% ▼	-4	Adult	48.7%	54.0%
2024		Juvenile	178 46%	-20.5% ▼	-46	Juvenile	51.3%	46.0%
2023		GRAND TOTAL	387 100%	-11.4% ▼	-50	GRAND TOTAL	100%	100%

Dispositions by Division & Code

Division	Case Type Description	Code	Summary	Change	% Change	Absolute Change	
Adult	Other	OT	46	▲	-8.0%	-4	
	Civil Support	VS	40	▲	+48.1%	+13	
	Show Cause	SC	40	▼	-16.7%	-8	
	Misdemeanor	CM	36	▼	-12.2%	-5	
	Capias	CA	14	▲	+40.0%	+4	
	Family Abuse - Protective Order	FP	14	▼	-33.3%	-7	
	Felony	CF	14	▲	+55.6%	+5	
	Violation of Protective Order	PV	3	↔		-	
	Motion - Protective Order	MP	1	▼	-50.0%	-1	
	Non-Family Abuse Protective Order	AP	1	↔		-	
	Remand Support	RS	0	▼	-100.0%	-1	
	Total		209	▼	-1.9%	-4	
Juvenile	Custody Visitation	CV	111	▼	-9.8%	-12	
	Misdemeanor	DM	18	▼	-18.2%	-4	
	Traffic	T	15	▲	+114.3%	+8	
	Child at Risk	RI	7	▲	-	+7	
	Truancy	TR	6	▲	+50.0%	+2	
	Felony	DF	3	▼	-57.1%	-4	
	Foster Care Review	FC	3	↔		-	
	Motion - Protective Order	MP	3	▼	-70.0%	-7	
	Non-Family Abuse Protective Order	AP	3	▼	-50.0%	-3	
	Abuse and Neglect	AN	2	▼	-75.0%	-6	
	Paternity	PT	2	▼	-33.3%	-1	
	Capias	CA	1	▲	-	+1	
	Child In Need of Services	CS	1	▼	-75.0%	-3	
	Temporary Detention Order	TD	1	▼	-50.0%	-1	
	Terminate Parental Rights	TP	1	▼	-50.0%	-1	
	Voluntary Continuing Services and Support Agree	VA	1	↔		-	
	Family Abuse - Protective Order	FP	0	▼	-100.0%	-2	
	Initial Foster Care	IF	0	▼	-100.0%	-8	
	Mental Commitment	MC	0	▼	-100.0%	-1	
	Other	OT	0	▼	-100.0%	-1	
	Permanency Planning	PH	0	▼	-100.0%	-6	
	Qualified Residential Treatment	QR	0	▼	-100.0%	-1	
	Relief of Custody	CR	0	▼	-100.0%	-2	
	Status	ST	0	▼	-100.0%	-1	
		Total		178	▼	-20.5%	-46
		GRAND TOTAL		387	▼	-11.4%	-50

Dispositions by Major Case Category**

Category	Summary	Change	% Change	Absolute Change
Adult Criminal	96	▲	+11.6%	+10
Child Dependency	14	▲	-54.8%	-17
Child in Need of Services/Supervision	7	▼	-12.5%	-1
Custody and Visitation	113	▼	-10.3%	-13
Delinquency	22	▲	-24.1%	-7
Juvenile Miscellaneous	0	▼	-100.0%	-1
Other	47	▲	-14.5%	-8

* Compared to same time period as previous year
 3/11/2024 12:17:33PM

** Case Type Categories are defined in the 2017 Virginia Judicial Workload Assessment
 Source: SCV-SQL-Information

CPSS - JCMS CASELOAD STATISTICS OF THE JUVENILE & DOMESTIC RELATIONS DISTRICT COURTS
 January 2024 thru February 2024 Dispositions (Compared to January 2023 thru February 2023)

Protective Orders	22	▼	-47.6%	-20
Support	51	▼	-1.9%	-1
Traffic	15	▲	+114.3%	+8
GRAND TOTAL	387	▼	-11.4%	-50

2024 Overall GRAND TOTAL		Distribution of Caseload		Change*		Percentage (%) of Caseload			
	208	Adult	101	49%	2.0% ▲	+2	Adult	49.3%	48.6%
		Juvenile	107	51%	4.9% ▲	+5	Juvenile	50.7%	51.4%
		GRAND TOTAL	208	100%	3.5% ▲	+7	GRAND TOTAL	100%	100%

Dispositions by Division & Code

Division	Case Type Description	Code	Summary	Change	% Change	Absolute Change
Adult	Misdemeanor	CM	33	▲	+22.2%	+6
	Civil Support	VS	21	▲	+23.5%	+4
	Other	OT	21	▲	+23.5%	+4
	Show Cause	SC	12	▼	-25.0%	-4
	Felony	CF	8	▲	+33.3%	+2
	Family Abuse - Protective Order	FP	2	▼	-71.4%	-5
	Motion - Protective Order	MP	2	▲	+100.0%	+1
	Restricted License for Non-Support	SL	1	▲	-	+1
	Violation of Protective Order	PV	1	▼	-66.7%	-2
	Capias	CA	0	▼	-100.0%	-4
	Non-Family Abuse Protective Order	AP	0	▼	-100.0%	-1
	Total		101	▲	2.0%	+2
Juvenile	Custody Visitation	CV	78	▲	+13.0%	+9
	Temporary Detention Order	TD	5	▲	+25.0%	+1
	Truancy	TR	4	▲	+300.0%	+3
	Remand Custody	RC	3	▲	+200.0%	+2
	Civil Violation	CI	2	▲	+100.0%	+1
	Emergency Custody Order	EC	2	▲	-	+2
	Relief of Custody	CR	2	▲	-	+2
	Abuse and Neglect	AN	1	▼	-66.7%	-2
	Entrustment	ET	1	▲	-	+1
	Felony	DF	1	↔	-	-
	Foster Care Review	FC	1	▼	-75.0%	-3
	Initial Foster Care	IF	1	▲	-	+1
	Misdemeanor	DM	1	▼	-90.9%	-10
	Motion - Protective Order	MP	1	▼	-66.7%	-2
	Paternity	PT	1	▲	-	+1
	Permanency Planning	PH	1	↔	-	-
	Terminate Parental Rights	TP	1	▼	-50.0%	-1
	Traffic	T	1	▲	-	+1
	Remand Visitation	RV	0	▼	-100.0%	-1
		Total		107	▲	4.9%
GRAND TOTAL			208	▲	3.5%	+7

Dispositions by Major Case Category**

Category	Summary	Change	% Change	Absolute Change		
Adult Criminal	51	▼	+6.3%	+3		
Child Dependency	8	▲	-20.0%	-2		
Child in Need of Services/Supervision	4	▲	+300.0%	+3		
Custody and Visitation	79	▲	+14.5%	+10		
Delinquency	2	▼	-83.3%	-10		
New to Workload Study	2	▲	+100.0%	+1		
Other	31	▲	+34.8%	+8		
Protective Orders	5	▼	-58.3%	-7		
Support	25	▲	-	0		
Traffic	1	▲	-	+1		
GRAND TOTAL			208	▲	3.5%	+7

* Compared to same time period as previous year
 3/11/2024 12:17:33PM

** Case Type Categories are defined in the 2017 Virginia Judicial Workload Assessment
 Source: SCV-SQL-Information

2024 Overall GRAND TOTAL		Distribution of Caseload			Change*		Percentage (%) of Caseload		
366 -10 -2.7% 	Adult	184	50%	12.2% ▲	+20	Adult	2023	2024	
	Juvenile	182	50%	-14.2% ▼	-30	Juvenile	43.6%	50.3%	
GRAND TOTAL		366	100%	-2.7% ▼	-10	GRAND TOTAL	100%	100%	

Dispositions by Division & Code

Division	Case Type Description	Code	Summary	Change	% Change	Absolute Change	
Adult	Misdemeanor	CM	47	▲	+27.0%	+10	
	Other	OT	40	▲	+17.6%	+6	
	Show Cause	SC	34	▲	+3.0%	+1	
	Civil Support	VS	29	▲	+20.8%	+5	
	Felony	CF	12	▲	+33.3%	+3	
	Family Abuse - Protective Order	FP	9	▼	-35.7%	-5	
	Violation of Protective Order	PV	5	▲	+25.0%	+1	
	Capias	CA	4	▼	-20.0%	-1	
	Motion - Protective Order	MP	2	▼	-33.3%	-1	
	Remand Support	RS	2	▲	-	+2	
	Non-Family Abuse Protective Order	AP	0	▼	-100.0%	-1	
	Total			184	▲	12.2%	+20
Juvenile	Custody Visitation	CV	106	▼	-19.1%	-25	
	Foster Care Review	FC	10	▲	+42.9%	+3	
	Abuse and Neglect	AN	9	▲	+80.0%	+4	
	Misdemeanor	DM	9	▼	-47.1%	-8	
	Status	ST	9	▼	-18.2%	-2	
	Motion - Protective Order	MP	6	▲	+500.0%	+5	
	Paternity	PT	6	▲	+200.0%	+4	
	Permanency Planning	PH	5	▲	+400.0%	+4	
	Remand Custody	RC	5	▲	-	+5	
	Terminate Parental Rights	TP	3	↔	-	-	
	Traffic	T	3	▼	-70.0%	-7	
	Truancy	TR	3	▼	-25.0%	-1	
	Relief of Custody	CR	2	▲	-	+2	
	Temporary Detention Order	TD	2	▲	-	+2	
	Child In Need of Services	CS	1	↔	-	-	
	Felony	DF	1	▼	-50.0%	-1	
	Show Cause	SC	1	▲	-	-	
	Voluntary Continuing Services and Support Agreem	VA	1	▲	-	+1	
	Child at Risk	RI	0	▼	-100.0%	-8	
	Emergency Custody Order	EC	0	▼	-100.0%	-1	
	Entrustment	ET	0	▼	-100.0%	-3	
	Initial Foster Care	IF	0	▼	-100.0%	-2	
	Mental Commitment	MC	0	▼	-100.0%	-1	
	Non-Family Abuse Protective Order	AP	0	▼	-100.0%	-1	
	Total			182	▼	-14.2%	-30
	GRAND TOTAL			366	▼	-2.7%	-10

Dispositions by Major Case Category**

Category	Summary	Change	% Change	Absolute Change
Adult Criminal	90	▲	+20.0%	+15
Child Dependency	30	▲	+3.4%	+1
Child in Need of Services/Supervision	4	▼	-33.3%	-2
Custody and Visitation	112	▲	-15.8%	-21
Delinquency	11	▲	-42.1%	-8
Juvenile Miscellaneous	9	▼	-18.2%	-2
Other	49	▲	+36.1%	+13

* Compared to same time period as previous year
 3/11/2024 12:17:33PM

** Case Type Categories are defined in the 2017 Virginia Judicial Workload Assessment
 Source: SCV-SQL-Information

CPSS - JCMS CASELOAD STATISTICS OF THE JUVENILE & DOMESTIC RELATIONS DISTRICT COURTS
 January 2024 thru February 2024 Dispositions (Compared to January 2023 thru February 2023)

Protective Orders	17	▲	-15.0%	-3
Support	41	▲	+10.8%	+4
Traffic	3	▼	-70.0%	-7
GRAND TOTAL	366	▼	-2.7%	-10

* Compared to same time period as previous year
 3/11/2024 12:17:33PM

** Case Type Categories are defined in the 2017 Virginia Judicial Workload Assessment
 Source: SCV-SQL-Information

2024 Overall GRAND TOTAL		Distribution of Caseload		Change*		Percentage (%) of Caseload		
370 +35 10.4% 	Adult Juvenile GRAND TOTAL	187	51%	1.6% ▲	+3	54.9%	50.5%	
		183	49%	21.2% ▲	+32	45.1%	49.5%	
		370	100%	10.4% ▲	+35	100%	100%	

Dispositions by Division & Code

Division	Case Type Description	Code	Summary	Change	% Change	Absolute Change
Adult	Misdemeanor	CM	56	▲	+30.2%	+13
	Show Cause	SC	29	▲	+26.1%	+6
	Other	OT	24	▼	-25.0%	-8
	Capias	CA	19	▲	+18.8%	+3
	Felony	CF	19	▼	-45.7%	-16
	Civil Support	VS	14	▼	-33.3%	-7
	Family Abuse - Protective Order	FP	12	▲	+9.1%	+1
	Remand Support	RS	7	▲	+250.0%	+5
	Motion - Protective Order	MP	3	▲	-	+3
	Non-Family Abuse Protective Order	AP	2	▲	-	+2
	Restricted License for Non-Support	SL	1	▲	-	+1
	Violation of Protective Order	PV	1	↔	-	-
		Total		187	▲	1.6%
Juvenile	Custody Visitation	CV	74	▼	-18.7%	-17
	Status	ST	22	▲	+214.3%	+15
	Remand Custody	RC	15	▲	+650.0%	+13
	Remand Visitation	RV	15	▲	+650.0%	+13
	Abuse and Neglect	AN	9	▲	+800.0%	+8
	Traffic	T	9	▲	+125.0%	+5
	Misdemeanor	DM	8	▲	+300.0%	+6
	Permanency Planning	PH	8	▼	-33.3%	-4
	Foster Care Review	FC	6	▼	-14.3%	-1
	Felony	DF	5	↔	-	-
	Initial Foster Care	IF	5	▲	+400.0%	+4
	Voluntary Continuing Services and Support Agree	VA	3	↔	-	-
	Terminate Parental Rights	TP	2	▼	-75.0%	-6
	Non-Family Abuse Protective Order	AP	1	▲	-	+1
	Paternity	PT	1	▼	-66.7%	-2
	Child In Need of Services	CS	0	▼	-100.0%	-1
	Truancy	TR	0	▼	-100.0%	-2
		Total		183	▲	21.2%
	GRAND TOTAL		370	▲	10.4%	+35

Dispositions by Major Case Category**

Category	Summary	Change	% Change	Absolute Change
Adult Criminal	117	▲	+0.9%	+1
Child Dependency	33	▲	+3.1%	+1
Child in Need of Services/Supervision	0	▼	-100.0%	-3
Custody and Visitation	75	▼	-20.2%	-19
Delinquency	13	▲	+85.7%	+6
Juvenile Miscellaneous	22	▲	+214.3%	+15
Other	61	▲	+60.5%	+23
Protective Orders	18	▲	+63.6%	+7
Support	22	▲	-4.3%	-1
Traffic	9	▲	+125.0%	+5
	GRAND TOTAL	▲	10.4%	+35

* Compared to same time period as previous year
 3/11/2024 12:17:33PM

** Case Type Categories are defined in the 2017 Virginia Judicial Workload Assessment
 Source: SCV-SQL-Information

2024 Overall GRAND TOTAL		Distribution of Caseload		Change*		Percentage (%) of Caseload			
578 +131 29.3% 		Adult	283	49%	32.2% ▲	+69	Adult	47.9%	49.0%
		Juvenile	295	51%	26.6% ▲	+62	Juvenile	52.1%	51.0%
		GRAND TOTAL	578	100%	29.3% ▲	+131	GRAND TOTAL	100%	100%

Dispositions by Division & Code

Division	Case Type Description	Code	Summary	Change	% Change	Absolute Change
Adult	Misdemeanor	CM	67	▲	+48.9%	+22
	Show Cause	SC	66	▲	+153.8%	+40
	Other	OT	59	▲	+18.0%	+9
	Civil Support	VS	43	▲	+72.0%	+18
	Capias	CA	20	▲	-16.7%	-4
	Felony	CF	11	▼	-50.0%	-11
	Family Abuse - Protective Order	FP	9	▼	-30.8%	-4
	Violation of Protective Order	PV	3	▲	+50.0%	+1
	Motion - Protective Order	MP	2	▼	-50.0%	-2
	Remand Support	RS	2	↔		-
	Non-Family Abuse Protective Order	AP	1	↔		-
		Total		283	▲	32.2%
Juvenile	Custody Visitation	CV	176	▲	+32.3%	+43
	Status	ST	31	▲	+19.2%	+5
	Misdemeanor	DM	22	▲	+144.4%	+13
	Permanency Planning	PH	15	▲	+1,400.0%	+14
	Paternity	PT	12	▲	+140.0%	+7
	Traffic	T	10	▲	+400.0%	+8
	Felony	DF	7	▲	+133.3%	+4
	Foster Care Review	FC	7	▼	-22.2%	-2
	Remand Custody	RC	3	↔		-
	Remand Visitation	RV	3	↔		-
	Temporary Detention Order	TD	3	▲	-	+3
	Motion - Protective Order	MP	2	▼	-88.2%	-15
	Child In Need of Services	CS	1	▲	-	+1
	Emergency Custody Order	EC	1	▲	-	+1
	Non-Family Abuse Protective Order	AP	1	▲	-	+1
	Show Cause	SC	1	▲	-	+1
	Abuse and Neglect	AN	0	▼	-100.0%	-8
	Entrustment	ET	0	▼	-100.0%	-2
	Initial Foster Care	IF	0	▼	-100.0%	-4
	Qualified Residential Treatment	QR	0	▼	-100.0%	-1
	Terminate Parental Rights	TP	0	▼	-100.0%	-6
	Truancy	TR	0	▼	-100.0%	-1
		Total		295	▲	26.6%
	GRAND TOTAL		578	▲	29.3%	+131

Dispositions by Major Case Category**

Category	Summary	Change	% Change	Absolute Change
Adult Criminal	158	▲	+39.8%	+45
Child Dependency	22	▲	-29.0%	-9
Child in Need of Services/Supervision	1	▲		0
Custody and Visitation	188	▲	+36.2%	+50
Delinquency	30	▲	+150.0%	+18
Juvenile Miscellaneous	31	▲	+19.2%	+5
Other	71	▲	+22.4%	+13
Protective Orders	15	▲	-57.1%	-20
Support	52	▲	+67.7%	+21

* Compared to same time period as previous year
 3/11/2024 12:17:33PM

** Case Type Categories are defined in the 2017 Virginia Judicial Workload Assessment
 Source: SCV-SQL-Information

CPSS - JCMS CASELOAD STATISTICS OF THE JUVENILE & DOMESTIC RELATIONS DISTRICT COURTS
 January 2024 thru February 2024 Dispositions (Compared to January 2023 thru February 2023)

Traffic	10	▲	+400.0%	+8
GRAND TOTAL	578	▲	29.3%	+131

2024 Overall GRAND TOTAL		Distribution of Caseload		Change*		Percentage (%) of Caseload			
2024	588	Adult	287	49%	24.2% ▲	+56	Adult	49.7%	48.8%
		Juvenile	301	51%	28.6% ▲	+67	Juvenile	50.3%	51.2%
2023	465	GRAND TOTAL	588	100%	26.5% ▲	+123	GRAND TOTAL	100%	100%

Dispositions by Division & Code

Division	Case Type Description	Code	Summary	Change	% Change	Absolute Change
Adult	Misdemeanor	CM	87	▲	+42.6%	+26
	Other	OT	55	▲	+1.9%	+1
	Felony	CF	30	▲	+57.9%	+11
	Capias	CA	27	▲	+58.8%	+10
	Civil Support	VS	23	▼	-11.5%	-3
	Family Abuse - Protective Order	FP	22	▲	+4.8%	+1
	Show Cause	SC	22	▲	+4.8%	+1
	Violation of Protective Order	PV	11	▲	+450.0%	+9
	Motion - Protective Order	MP	4	▼	-42.9%	-3
	Remand Support	RS	3	↔		-
	Bond Forfeiture	BF	2	▲	-	+2
	Restricted License for Non-Support	SL	1	▲	-	+1
	Total			287	▲	24.2%
Juvenile	Custody Visitation	CV	169	▲	+27.1%	+36
	Felony	DF	22	▲	+2,100.0%	+21
	Permanency Planning	PH	19	▲	+46.2%	+6
	Foster Care Review	FC	15	▲	+50.0%	+5
	Misdemeanor	DM	13	▲	+160.0%	+8
	Traffic	T	13	▼	-7.1%	-1
	Status	ST	12	▼	+9.1%	+1
	Remand Visitation	RV	7	▲	+16.7%	+1
	Abuse and Neglect	AN	6	▼	-50.0%	-6
	Initial Foster Care	IF	6	▼	-14.3%	-1
	Remand Custody	RC	5	▼	-16.7%	-1
	Paternity	PT	4	▲	+33.3%	+1
	Voluntary Continuing Services and Support Agree	VA	4	▲	+100.0%	+2
	Terminate Parental Rights	TP	2	▼	-33.3%	-1
	Emergency Custody Order	EC	1	▲	-	+1
	Non-Family Abuse Protective Order	AP	1	▲	-	+1
	Temporary Detention Order	TD	1	▼	-50.0%	-1
	Truancy	TR	1	↔		-
	Child In Need of Services	CS	0	▼	-100.0%	-1
	Motion - Protective Order	MP	0	▼	-100.0%	-1
Qualified Residential Treatment	QR	0	▼	-100.0%	-3	
Total			301	▲	28.6%	+67
GRAND TOTAL			588	▲	26.5%	+123

Dispositions by Major Case Category**

Category	Summary	Change	% Change	Absolute Change
Adult Criminal	172	▲	+47.0%	+55
Child Dependency	52	▼	+4.0%	+2
Child in Need of Services/Supervision	1	▼	-50.0%	-1
Custody and Visitation	173	▲	+27.2%	+37
Delinquency	35	▲	+483.3%	+29
Juvenile Miscellaneous	12	▼	+9.1%	+1
Other	72	▲	+1.4%	+1
Protective Orders	27	▲	-6.9%	-2
Support	31	▲	+6.9%	+2

* Compared to same time period as previous year
 3/11/2024 12:17:33PM

** Case Type Categories are defined in the 2017 Virginia Judicial Workload Assessment
 Source: SCV-SQL-Information

Traffic	13	▼	-7.1%	-1
GRAND TOTAL	588	▲	26.5%	+123

* Compared to same time period as previous year
3/11/2024 12:17:33PM

** Case Type Categories are defined in the 2017 Virginia Judicial Workload Assessment
Source: SCV-SQL-Information

2024 Overall GRAND TOTAL		Distribution of Caseload		Change*		Percentage (%) of Caseload		
343	-5 -1.4%	Adult	133 39%	-20.8% ▼	-35	Adult	2023 48.3%	2024 38.8%
2024		Juvenile	210 61%	16.7% ▲	+30	Juvenile	51.7%	61.2%
2023		GRAND TOTAL	343 100%	-1.4% ▼	-5	GRAND TOTAL	100%	100%

Dispositions by Division & Code

Division	Case Type Description	Code	Summary	Change	% Change	Absolute Change
Adult	Show Cause	SC	42	▲	+35.5%	+11
	Other	OT	28	▲	+3.7%	+1
	Misdemeanor	CM	21	▼	-44.7%	-17
	Civil Support	VS	18	▲	+12.5%	+2
	Capias	CA	15	↔		-
	Family Abuse - Protective Order	FP	5	▼	-58.3%	-7
	Felony	CF	2	▼	-91.3%	-21
	Motion - Protective Order	MP	2	▲		+2
	Bond Forfeiture	BF	0	▼	-100.0%	-1
	Remand Support	RS	0	▼	-100.0%	-4
	Restricted License for Non-Support	SL	0	▼	-100.0%	-1
	Total			133	▼	-20.8%
Juvenile	Custody Visitation	CV	114	▲	+22.6%	+21
	Terminate Parental Rights	TP	20	▲	+1,900.0%	+19
	Child at Risk	RI	19	▲	+850.0%	+17
	Permanency Planning	PH	16	▲	+100.0%	+8
	Entrustment	ET	10	▲		+10
	Truancy	TR	8	▼	-11.1%	-1
	Foster Care Review	FC	6	▼	-68.4%	-13
	Abuse and Neglect	AN	3	▼	-72.7%	-8
	Initial Foster Care	IF	3	▼	-70.0%	-7
	Misdemeanor	DM	3	▲	+50.0%	+1
	Relief of Custody	CR	2	▲		+2
	Traffic	T	2	▼	-50.0%	-2
	Non-Family Abuse Protective Order	AP	1	↔		-
	Paternity	PT	1	▲		+1
	Status	ST	1	▼	-85.7%	-6
	Voluntary Continuing Services and Support Agree	VA	1	▲		+1
	Motion - Protective Order	MP	0	▼	-100.0%	-2
	Remand Custody	RC	0	▼	-100.0%	-5
	Remand Visitation	RV	0	▼	-100.0%	-6
	Total			210	▲	16.7%
GRAND TOTAL			343	▼	-1.4%	-5

Dispositions by Major Case Category**

Category	Summary	Change	% Change	Absolute Change	
Adult Criminal	71	▼	-29.7%	-30	
Child Dependency	80	▲	+56.9%	+29	
Child in Need of Services/Supervision	8	▼	-11.1%	-1	
Custody and Visitation	115	▲	+23.7%	+22	
Delinquency	3	▲	+50.0%	+1	
Juvenile Miscellaneous	1	▼	-85.7%	-6	
Other	28	▼	-33.3%	-14	
Protective Orders	8	▲	-46.7%	-7	
Support	27	▼	+12.5%	+3	
Traffic	2	▼	-50.0%	-2	
GRAND TOTAL		343	▼	-1.4%	-5

* Compared to same time period as previous year
 3/11/2024 12:17:33PM

** Case Type Categories are defined in the 2017 Virginia Judicial Workload Assessment
 Source: SCV-SQL-Information

2024 Overall GRAND TOTAL		Distribution of Caseload			Change*		Percentage (%) of Caseload		
159 -12 -7.0% 	Adult	69	43%	-12.7% ▼	-10	Adult	2023	2024	
	Juvenile	90	57%	-2.2% ▼	-2	Juvenile	46.2%	43.4%	
	GRAND TOTAL	159	100%	-7.0% ▼	-12	GRAND TOTAL	100%	100%	

Dispositions by Division & Code

Division	Case Type Description	Code	Summary	Change	% Change	Absolute Change
Adult	Civil Support	VS	18	▲	+50.0%	+6
	Other	OT	16	▼	-5.9%	-1
	Misdemeanor	CM	14	▼	-17.6%	-3
	Show Cause	SC	8	▲	+60.0%	+3
	Capias	CA	6	▲	+50.0%	+2
	Family Abuse - Protective Order	FP	3	▼	-76.9%	-10
	Felony	CF	1	▼	-88.9%	-8
	Motion - Protective Order	MP	1	↔		-
	Non-Family Abuse Protective Order	AP	1	▲	-	+1
	Remand Support	RS	1	↔		-
	Total		69	▼	-12.7%	-10
Juvenile	Custody Visitation	CV	63	▲	+21.2%	+11
	Misdemeanor	DM	7	▲	+75.0%	+3
	Permanency Planning	PH	5	▼	-37.5%	-3
	Entrustment	ET	4	▲	-	+4
	Felony	DF	2	▲	-	+2
	Foster Care Review	FC	2	▼	-50.0%	-2
	Paternity	PT	2	▲	-	+2
	Civil Violation	CI	1	▲	-	+1
	Initial Foster Care	IF	1	↔		-
	Show Cause	SC	1	▲	-	-
	Traffic	T	1	▼	-88.9%	-8
	Voluntary Continuing Services and Support Agreem	VA	1	▲	-	+1
	Abuse and Neglect	AN	0	▼	-100.0%	-3
	Mental Commitment	MC	0	▼	-100.0%	-1
	Other	OT	0	▼	-100.0%	-1
	Qualified Residential Treatment	QR	0	▼	-100.0%	-1
	Remand Custody	RC	0	▼	-100.0%	-1
	Status	ST	0	▼	-100.0%	-4
	Truancy	TR	0	▼	-100.0%	-2
		Total		90	▼	-2.2%
	GRAND TOTAL		159	▼	-7.0%	-12

Dispositions by Major Case Category**

Category	Summary	Change	% Change	Absolute Change		
Adult Criminal	26	▼	-23.5%	-8		
Child Dependency	13	▲	-23.5%	-4		
Child in Need of Services/Supervision	0	▼	-100.0%	-3		
Custody and Visitation	65	▲	+25.0%	+13		
Delinquency	10	▲	+150.0%	+6		
Juvenile Miscellaneous	0	▼	-100.0%	-5		
New to Workload Study	1	▲	-	+1		
Other	17	▼	-15.0%	-3		
Protective Orders	5	▲	-64.3%	-9		
Support	21	▲	+61.5%	+8		
Traffic	1	▼	-88.9%	-8		
	GRAND TOTAL		159	▼	-7.0%	-12

* Compared to same time period as previous year
 3/11/2024 12:17:33PM

** Case Type Categories are defined in the 2017 Virginia Judicial Workload Assessment
 Source: SCV-SQL-Information

2024 Overall GRAND TOTAL		Distribution of Caseload		Change*		Percentage (%) of Caseload		
355	-40 -10.1%	Adult	179 50%	-32.5% ▼	-86	Adult	67.1%	50.4%
2024		Juvenile	176 50%	35.4% ▲	+46	Juvenile	32.9%	49.6%
2023		GRAND TOTAL	355 100%	-10.1% ▼	-40	GRAND TOTAL	100%	100%

Dispositions by Division & Code

Division	Case Type Description	Code	Summary	Change	% Change	Absolute Change
Adult	Show Cause	SC	42	▼	-69.3%	-95
	Misdemeanor	CM	37	▼	-7.5%	-3
	Civil Support	VS	34	▲	+61.9%	+13
	Other	OT	23	▲	-20.7%	-6
	Capias	CA	16	▲	+33.3%	+4
	Family Abuse - Protective Order	FP	8	▼	-27.3%	-3
	Motion - Protective Order	MP	6	▲	+100.0%	+3
	Bond Forfeiture	BF	4	▲	-	+4
	Felony	CF	3	▼	-66.7%	-6
	Remand Support	RS	3	↔	-	-
	Violation of Protective Order	PV	3	▲	-	+3
		Total		179	▼	-32.5%
Juvenile	Custody Visitation	CV	78	▲	+8.3%	+6
	Misdemeanor	DM	16	▲	+128.6%	+9
	Terminate Parental Rights	TP	12	▲	-	+12
	Permanency Planning	PH	11	▲	+10.0%	+1
	Entrustment	ET	10	▲	+900.0%	+9
	Felony	DF	7	▲	+600.0%	+6
	Motion - Protective Order	MP	7	▲	+600.0%	+6
	Remand Custody	RC	5	▲	+25.0%	+1
	Remand Visitation	RV	5	▲	+25.0%	+1
	Foster Care Review	FC	4	▼	-66.7%	-8
	Show Cause	SC	4	▲	-	+4
	Truancy	TR	4	▲	+100.0%	+2
	Traffic	T	3	▲	+50.0%	+1
	Civil Violation	CI	2	▲	-	+2
	Other	OT	2	▲	-	+2
	Paternity	PT	2	▲	+100.0%	+1
	Temporary Detention Order	TD	2	▲	+100.0%	+1
	Emergency Custody Order	EC	1	▲	-	+1
	Mental Commitment	MC	1	▲	-	+1
	Abuse and Neglect	AN	0	▼	-100.0%	-5
	Initial Foster Care	IF	0	▼	-100.0%	-5
	Voluntary Continuing Services and Support Agreen	VA	0	▼	-100.0%	-2
	Total		176	▲	35.4%	+46
GRAND TOTAL			355	▼	-10.1%	-40

Dispositions by Major Case Category**

Category	Summary	Change	% Change	Absolute Change
Adult Criminal	91	▲	-51.1%	-95
Child Dependency	37	▲	+5.7%	+2
Child in Need of Services/Supervision	7	▲	+250.0%	+5
Custody and Visitation	80	▲	+9.6%	+7
Delinquency	24	▲	+200.0%	+16
New to Workload Study	2	▲	-	+2
Other	42	▲	+2.4%	+1
Protective Orders	21	▲	+40.0%	+6
Support	48	▲	+45.5%	+15

* Compared to same time period as previous year
 3/11/2024 12:17:33PM

** Case Type Categories are defined in the 2017 Virginia Judicial Workload Assessment
 Source: SCV-SQL-Information

CPSS - JCMS CASELOAD STATISTICS OF THE JUVENILE & DOMESTIC RELATIONS DISTRICT COURTS
 January 2024 thru February 2024 Dispositions (Compared to January 2023 thru February 2023)

Traffic	3	▲	+50.0%	+1
GRAND TOTAL	355	▼	-10.1%	-40

2024 Overall GRAND TOTAL		Distribution of Caseload		Change*		Percentage (%) of Caseload			
538 	+22	Adult	322	60%	30.4% ▲	+75	Adult	47.9%	59.9%
	4.3%	Juvenile	216	40%	-19.7% ▼	-53	Juvenile	52.1%	40.1%
		GRAND TOTAL	538	100%	4.3% ▲	+22	GRAND TOTAL	100%	100%

Dispositions by Division & Code

Division	Case Type Description	Code	Summary	Change	% Change	Absolute Change
Adult	Misdemeanor	CM	111	▲	+65.7%	+44
	Other	OT	52	▼	-10.3%	-6
	Show Cause	SC	42	▼	-2.3%	-1
	Felony	CF	36	▲	+157.1%	+22
	Civil Support	VS	34	▲	+21.4%	+6
	Capias	CA	23	▲	+53.3%	+8
	Family Abuse - Protective Order	FP	18	↔		-
	Motion - Protective Order	MP	4	▲	-	+4
	Non-Family Abuse Protective Order	AP	1	▲	-	+1
	Restricted License for Non-Support	SL	1	▲	-	+1
	Remand Support	RS	0	▼	-100.0%	-4
Total			322	▲	30.4%	+75
Juvenile	Custody Visitation	CV	126	▼	-3.1%	-4
	Motion - Protective Order	MP	12	▼	-53.8%	-14
	Traffic	T	12	▲	+33.3%	+3
	Abuse and Neglect	AN	10	▼	-23.1%	-3
	Foster Care Review	FC	9	▲	+80.0%	+4
	Status	ST	8	▲	+166.7%	+5
	Felony	DF	7	▲	-	+7
	Misdemeanor	DM	6	▼	-50.0%	-6
	Permanency Planning	PH	6	▼	-75.0%	-18
	Child In Need of Services	CS	3	▲	-	+3
	Initial Foster Care	IF	3	▼	-57.1%	-4
	Paternity	PT	3	▲	+50.0%	+1
	Show Cause	SC	3	▲	-	+3
	Relief of Custody	CR	2	▲	-	+2
	Truancy	TR	2	▼	-71.4%	-5
	Child at Risk	RI	1	▲	-	+1
	Emergency Custody Order	EC	1	▼	-50.0%	-1
	Remand Custody	RC	1	▼	-87.5%	-7
	Terminate Parental Rights	TP	1	▼	-83.3%	-5
	Entrustment	ET	0	▼	-100.0%	-4
	Juvenile Support	JS	0	▼	-100.0%	-1
	Non-Family Abuse Protective Order	AP	0	▼	-100.0%	-1
	Other	OT	0	▼	-100.0%	-4
	Protective Order	PC	0	▼	-100.0%	-1
	Qualified Residential Treatment	QR	0	▼	-100.0%	-1
	Temporary Detention Order	TD	0	▼	-100.0%	-2
	Voluntary Continuing Services and Support Agreem	VA	0	▼	-100.0%	-1
Total			216	▼	-19.7%	-53
GRAND TOTAL			538	▲	4.3%	+22

Dispositions by Major Case Category**

Category	Summary	Change	% Change	Absolute Change
Adult Criminal	201	▲	+58.3%	+74
Child Dependency	32	▲	-47.5%	-29
Child in Need of Services/Supervision	6	▲	-14.3%	-1
Custody and Visitation	129	▲	-2.3%	-3
Delinquency	15	▲	+15.4%	+2

* Compared to same time period as previous year
 3/11/2024 12:17:33PM

** Case Type Categories are defined in the 2017 Virginia Judicial Workload Assessment
 Source: SCV-SQL-Information

CPSS - JCMS CASELOAD STATISTICS OF THE JUVENILE & DOMESTIC RELATIONS DISTRICT COURTS
 January 2024 thru February 2024 Dispositions (Compared to January 2023 thru February 2023)

Juvenile Miscellaneous	8	▲	+166.7%	+5
Other	54	▼	-30.8%	-24
Protective Orders	35	▲	-22.2%	-10
Support	46	▲	+12.2%	+5
Traffic	12	▲	+33.3%	+3
GRAND TOTAL	538	▲	4.3%	+22

2024 Overall GRAND TOTAL		Distribution of Caseload		Change*		Percentage (%) of Caseload		
283 +17 6.4% 	2024 2023	Adult	111	39%	-19.6% ▼	-27	2023	51.9%
		Juvenile	172	61%	34.4% ▲	+44	2024	39.2%
GRAND TOTAL		283	100%	6.4% ▲	+17	GRAND TOTAL	100%	100%

Dispositions by Division & Code

Division	Case Type Description	Code	Summary	Change	% Change	Absolute Change
Adult	Show Cause	SC	31	▲	+3.3%	+1
	Misdemeanor	CM	25	▲	+25.0%	+5
	Other	OT	23	▼	-14.8%	-4
	Civil Support	VS	11	▼	-59.3%	-16
	Capias	CA	7	▼	-46.2%	-6
	Family Abuse - Protective Order	FP	7	▼	-30.0%	-3
	Felony	CF	6	▼	-14.3%	-1
	Motion - Protective Order	MP	1	▼	-66.7%	-2
	Bond Forfeiture	BF	0	▼	-100.0%	-1
	Total			111	▼	-19.6%
Juvenile	Custody Visitation	CV	80	▲	+9.6%	+7
	Misdemeanor	DM	27	▲	+350.0%	+21
	Traffic	T	20	▲	+300.0%	+15
	Permanency Planning	PH	11	▲	+37.5%	+3
	Foster Care Review	FC	9	▼	-18.2%	-2
	Terminate Parental Rights	TP	7	▲	-	+7
	Abuse and Neglect	AN	6	▲	+50.0%	+2
	Initial Foster Care	IF	3	↔	-	-
	Truancy	TR	3	▲	+50.0%	+1
	Felony	DF	2	↔	-	-
	Paternity	PT	2	▲	-	+2
	Show Cause	SC	1	▲	-	+1
	Status	ST	1	▼	-80.0%	-4
	Child In Need of Services	CS	0	▼	-100.0%	-2
	Civil Violation	CI	0	▼	-100.0%	-2
	Non-Family Abuse Protective Order	AP	0	▼	-100.0%	-1
	Other	OT	0	▼	-100.0%	-1
	Qualified Residential Treatment	QR	0	▼	-100.0%	-1
	Relief of Custody	CR	0	▼	-100.0%	-2
	Total			172	▲	34.4%
GRAND TOTAL			283	▲	6.4%	+17

Dispositions by Major Case Category**

Category	Summary	Change	% Change	Absolute Change
Adult Criminal	50	▼	-13.8%	-8
Child Dependency	36	▲	+24.1%	+7
Child in Need of Services/Supervision	3	▼	-25.0%	-1
Custody and Visitation	82	▲	+12.3%	+9
Delinquency	30	▲	+275.0%	+22
Juvenile Miscellaneous	1	▼	-80.0%	-4
New to Workload Study	0	▼	-100.0%	-2
Other	23	▼	-17.9%	-5
Protective Orders	8	▼	-42.9%	-6
Support	30	▼	-25.0%	-10
Traffic	20	▲	+300.0%	+15
GRAND TOTAL	283	▲	6.4%	+17

* Compared to same time period as previous year
 3/11/2024 12:17:33PM

** Case Type Categories are defined in the 2017 Virginia Judicial Workload Assessment
 Source: SCV-SQL-Information

2024 Overall GRAND TOTAL		Distribution of Caseload		Change*		Percentage (%) of Caseload		
199	-31 -13.5%	Adult	78 39%	-22.8% ▼	-23	Adult	43.9%	39.2%
2024		Juvenile	121 61%	-6.2% ▼	-8	Juvenile	56.1%	60.8%
2023		GRAND TOTAL	199 100%	-13.5% ▼	-31	GRAND TOTAL	100%	100%

Dispositions by Division & Code

Division	Case Type Description	Code	Summary	Change	% Change	Absolute Change
Adult	Misdemeanor	CM	24	▼	-40.0%	-16
	Other	OT	12	▼	+9.1%	+1
	Show Cause	SC	9	▲	-35.7%	-5
	Capias	CA	8	▼	-20.0%	-2
	Civil Support	VS	8	▲	+100.0%	+4
	Felony	CF	7	▼	-36.4%	-4
	Non-Family Abuse Protective Order	AP	3	▲	+200.0%	+2
	Remand Support	RS	3	▲	+50.0%	+1
	Family Abuse - Protective Order	FP	2	▼	-71.4%	-5
	Motion - Protective Order	MP	2	▲	+100.0%	+1
	Total		78	▼	-22.8%	-23
Juvenile	Custody Visitation	CV	46	▼	-19.3%	-11
	Misdemeanor	DM	30	▲	+66.7%	+12
	Traffic	T	14	▼	-33.3%	-7
	Foster Care Review	FC	7	▲	+40.0%	+2
	Remand Custody	RC	5	▲	+25.0%	+1
	Remand Visitation	RV	5	▲	+25.0%	+1
	Felony	DF	4	▲	+100.0%	+2
	Permanency Planning	PH	4	▲	+33.3%	+1
	Terminate Parental Rights	TP	2	▲	+100.0%	+1
	Child In Need of Services	CS	1	↔		-
	Initial Foster Care	IF	1	↔		-
	Non-Family Abuse Protective Order	AP	1	▲	-	+1
	Status	ST	1	▼	-50.0%	-1
	Capias	CA	0	▼	-100.0%	-1
	Relief of Custody	CR	0	▼	-100.0%	-1
	Truancy	TR	0	▼	-100.0%	-7
	Voluntary Continuing Services and Support Agree	VA	0	▼	-100.0%	-1
		Total		121	▼	-6.2%
GRAND TOTAL			199	▼	-13.5%	-31

Dispositions by Major Case Category**

Category	Summary	Change	% Change	Absolute Change		
Adult Criminal	43	▼	-40.3%	-29		
Child Dependency	14	▼	+16.7%	+2		
Child in Need of Services/Supervision	1	▼	-87.5%	-7		
Custody and Visitation	46	▼	-19.3%	-11		
Delinquency	34	▲	+61.9%	+13		
Juvenile Miscellaneous	1	▼	-50.0%	-1		
Other	25	▲	+19.0%	+4		
Protective Orders	8	▲	-11.1%	-1		
Support	13	▲	+85.7%	+6		
Traffic	14	▼	-33.3%	-7		
GRAND TOTAL			199	▼	-13.5%	-31

* Compared to same time period as previous year
 3/11/2024 12:17:33PM

** Case Type Categories are defined in the 2017 Virginia Judicial Workload Assessment
 Source: SCV-SQL-Information

2024 Overall GRAND TOTAL		Distribution of Caseload			Change*		Percentage (%) of Caseload		
605	-17 -2.7%	Adult	300	50%	10.7% ▲	+29	Adult	43.6%	49.6%
2024		Juvenile	305	50%	-13.1% ▼	-46	Juvenile	56.4%	50.4%
2023		GRAND TOTAL	605	100%	-2.7% ▼	-17	GRAND TOTAL	100%	100%

Dispositions by Division & Code

Division	Case Type Description	Code	Summary	Change	% Change	Absolute Change
Adult	Misdemeanor	CM	79	▲	+14.5%	+10
	Other	OT	74	▲	+5.7%	+4
	Show Cause	SC	39	▼	-15.2%	-7
	Family Abuse - Protective Order	FP	31	▲	+181.8%	+20
	Civil Support	VS	28	▼	-20.0%	-7
	Felony	CF	24	▲	+60.0%	+9
	Capias	CA	16	↔		-
	Motion - Protective Order	MP	5	▲	+66.7%	+2
	Non-Family Abuse Protective Order	AP	4	▼	-33.3%	-2
	Total			300	▲	10.7%
Juvenile	Custody Visitation	CV	199	▲	+3.6%	+7
	Misdemeanor	DM	23	▼	-37.8%	-14
	Child at Risk	RI	15	↔		-
	Foster Care Review	FC	13	↔		-
	Initial Foster Care	IF	9	▲	+350.0%	+7
	Permanency Planning	PH	9	▼	-43.8%	-7
	Truancy	TR	8	▼	-27.3%	-3
	Abuse and Neglect	AN	7	▼	-12.5%	-1
	Terminate Parental Rights	TP	7	▲	+133.3%	+4
	Felony	DF	5	▼	-28.6%	-2
	Status	ST	5	▼	-80.8%	-21
	Relief of Custody	CR	2	▲	-	+2
	Show Cause	SC	2	↔		-
	Non-Family Abuse Protective Order	AP	1	▼	-66.7%	-2
	Civil Violation	CI	0	▼	-100.0%	-1
	Entrustment	ET	0	▼	-100.0%	-3
	Traffic	T	0	▼	-100.0%	-9
	Voluntary Continuing Services and Support Agree	VA	0	▼	-100.0%	-3
Total			305	▼	-13.1%	-46
GRAND TOTAL			605	▼	-2.7%	-17

Dispositions by Major Case Category**

Category	Summary	Change	% Change	Absolute Change
Adult Criminal	141	▲	+9.3%	+12
Child Dependency	62	▲	-1.6%	-1
Child in Need of Services/Supervision	8	▼	-27.3%	-3
Custody and Visitation	199	▲	+3.6%	+7
Delinquency	30	▼	-34.8%	-16
Juvenile Miscellaneous	5	▼	-80.8%	-21
New to Workload Study	0	▼	-100.0%	-1
Other	74	▲	+5.7%	+4
Protective Orders	41	▲	+78.3%	+18
Support	45	▼	-13.5%	-7
Traffic	0	▼	-100.0%	-9
GRAND TOTAL	605	▼	-2.7%	-17

* Compared to same time period as previous year
 3/11/2024 12:17:33PM

** Case Type Categories are defined in the 2017 Virginia Judicial Workload Assessment
 Source: SCV-SQL-Information

2024 Overall GRAND TOTAL		Distribution of Caseload			Change*		Percentage (%) of Caseload		
3,252	+395 13.8%	Adult	1,803	55%	12.6% ▲	+202	Adult	56.0%	55.4%
2024		Juvenile	1,449	45%	15.4% ▲	+193	Juvenile	44.0%	44.6%
2023		GRAND TOTAL	3,252	100%	13.8% ▲	+395	GRAND TOTAL	100%	100%

Dispositions by Division & Code

Division	Case Type Description	Code	Summary	Change	% Change	Absolute Change	
Adult	Misdemeanor	CM	477	▲	+10.7%	+46	
	Other	OT	304	▲	-2.3%	-7	
	Civil Support	VS	288	▲	+21.5%	+51	
	Show Cause	SC	233	▼	-3.3%	-8	
	Felony	CF	180	▲	+34.3%	+46	
	Capias	CA	164	▲	+36.7%	+44	
	Family Abuse - Protective Order	FP	115	▲	+23.7%	+22	
	Non-Family Abuse Protective Order	AP	14	▲	+180.0%	+9	
	Remand Support	RS	13	▲	+85.7%	+6	
	Motion - Protective Order	MP	8	▼	-42.9%	-6	
	Violation of Protective Order	PV	4	▼	-33.3%	-2	
	Restricted License for Non-Support	SL	2	▲	-	+2	
	Protective Order	PC	1	▲	-	+1	
	Bond Forfeiture	BF	0	▼	-100.0%	-2	
	Total		1,803	▲	12.6%	+202	
Juvenile	Custody Visitation	CV	700	↔	-	-	
	Misdemeanor	DM	248	▲	+33.3%	+62	
	Traffic	T	144	▲	+24.1%	+28	
	Felony	DF	125	▲	+64.5%	+49	
	Truancy	TR	30	▲	+150.0%	+18	
	Abuse and Neglect	AN	26	▲	+62.5%	+10	
	Motion - Protective Order	MP	26	▼	-18.8%	-6	
	Remand Custody	RC	18	▲	+50.0%	+6	
	Remand Visitation	RV	18	▲	+50.0%	+6	
	Status	ST	18	▲	+100.0%	+9	
	Child In Need of Services	CS	14	▲	+16.7%	+2	
	Foster Care Review	FC	14	▲	+40.0%	+4	
	Permanency Planning	PH	13	▼	-27.8%	-5	
	Non-Family Abuse Protective Order	AP	11	▲	+175.0%	+7	
	Initial Foster Care	IF	10	▲	+42.9%	+3	
	Paternity	PT	10	▼	-33.3%	-5	
	Show Cause	SC	4	▲	-	+4	
	Terminate Parental Rights	TP	4	↔	-	-	
	Other	OT	3	▲	+200.0%	+2	
	Voluntary Continuing Services and Support Agreem	VA	3	▼	-25.0%	-1	
	Relief of Custody	CR	2	▲	-	+2	
	Violation Family Abuse Protective Order	PS	2	▲	-	+2	
	Capias	CA	1	▲	-	+1	
	Civil Violation	CI	1	▲	-	+1	
	Family Abuse - Protective Order	FP	1	▲	-	+1	
	Juvenile Support	JS	1	▲	-	+1	
	Mental Commitment	MC	1	▼	-75.0%	-3	
	Temporary Detention Order	TD	1	▼	-75.0%	-3	
	Qualified Residential Treatment	QR	0	▼	-100.0%	-2	
		Total		1,449	▲	15.4%	+193
		GRAND TOTAL		3,252	▲	13.8%	+395

* Compared to same time period as previous year
 3/11/2024 12:17:33PM

** Case Type Categories are defined in the 2017 Virginia Judicial Workload Assessment
 Source: SCV-SQL-Information

Dispositions by Major Case Category**

Category	Summary	Change	% Change	Absolute Change
Adult Criminal	977	▲	+14.7%	+125
Child Dependency	72	▲	+18.0%	+11
Child in Need of Services/Supervision	48	▲	+100.0%	+24
Custody and Visitation	710	▼	-0.7%	-5
Delinquency	376	▲	+43.5%	+114
Juvenile Miscellaneous	18	▲	+100.0%	+9
New to Workload Study	1	▲	-	+1
Other	358	▲	+2.0%	+7
Protective Orders	175	▲	+18.2%	+27
Support	373	▲	+16.9%	+54
Traffic	144	▲	+24.1%	+28
GRAND TOTAL	3,252	▲	13.8%	+395

* Compared to same time period as previous year
 3/11/2024 12:17:33PM

** Case Type Categories are defined in the 2017 Virginia Judicial Workload Assessment
 Source: SCV-SQL-Information

2024 Overall GRAND TOTAL		Distribution of Caseload		Change*		Percentage (%) of Caseload			
241	-52 -17.7%	Adult	110	46%	-32.1% ▼	-52	Adult	55.3%	45.6%
2024		Juvenile	131	54%	0.0%	0	Juvenile	44.7%	54.4%
2023		GRAND TOTAL	241	100%	-17.7% ▼	-52	GRAND TOTAL	100%	100%

Dispositions by Division & Code

Division	Case Type Description	Code	Summary	Change	% Change	Absolute Change
Adult	Misdemeanor	CM	35	▼	-25.5%	-12
	Show Cause	SC	18	▼	-47.1%	-16
	Other	OT	16	▼	-46.7%	-14
	Civil Support	VS	13	▼	-40.9%	-9
	Felony	CF	11	▲	+22.2%	+2
	Capias	CA	7	▼	-46.2%	-6
	Family Abuse - Protective Order	FP	7	▲	+40.0%	+2
	Remand Support	RS	2	▲	-	+2
	Non-Family Abuse Protective Order	AP	1	↔	-	-
	Motion - Protective Order	MP	0	▼	-100.0%	-1
	Total		110	▼	-32.1%	-52
Juvenile	Custody Visitation	CV	94	▲	+22.1%	+17
	Misdemeanor	DM	8	▲	+33.3%	+2
	Traffic	T	6	↔	-	-
	Remand Visitation	RV	4	▲	+33.3%	+1
	Abuse and Neglect	AN	3	▼	-50.0%	-3
	Foster Care Review	FC	3	▲	-	+3
	Initial Foster Care	IF	3	▲	+200.0%	+2
	Remand Custody	RC	3	↔	-	-
	Emergency Custody Order	EC	2	▲	-	+2
	Felony	DF	1	▼	-66.7%	-2
	Paternity	PT	1	↔	-	-
	Permanency Planning	PH	1	▲	-	+1
	Temporary Detention Order	TD	1	▼	-66.7%	-2
	Truancy	TR	1	▲	-	+1
	Child In Need of Services	CS	0	▼	-100.0%	-1
	Emancipation	EP	0	▼	-100.0%	-1
	Non-Family Abuse Protective Order	AP	0	▼	-100.0%	-1
	Other	OT	0	▼	-100.0%	-1
	Show Cause	SC	0	▼	-100.0%	-3
	Special Immigrant Juvenile Status	SI	0	▼	-100.0%	-4
Status	ST	0	▼	-100.0%	-10	
Voluntary Continuing Services and Support Agreem	VA	0	▼	-100.0%	-1	
	Total		131		0.0%	0
GRAND TOTAL			241	▼	-17.7%	-52

Dispositions by Major Case Category**

Category	Summary	Change	% Change	Absolute Change
Adult Criminal	62	▼	-33.3%	-31
Child Dependency	10	▲	+25.0%	+2
Child in Need of Services/Supervision	1	▲	-	0
Custody and Visitation	95	▲	+21.8%	+17
Delinquency	9	▼	-25.0%	-3
Juvenile Miscellaneous	0	▼	-100.0%	-11
New to Workload Study	0	▼	-100.0%	-4
Other	28	▲	-30.0%	-12
Protective Orders	8	▼	-	0
Support	22	▼	-31.3%	-10

* Compared to same time period as previous year
 3/11/2024 12:17:33PM

** Case Type Categories are defined in the 2017 Virginia Judicial Workload Assessment
 Source: SCV-SQL-Information

Traffic		6	↔		0
	GRAND TOTAL	241	▼	-17.7%	-52

2024 Overall GRAND TOTAL		Distribution of Caseload		Change*		Percentage (%) of Caseload		
127	+38 42.7%	Adult	55 43%	71.9% ▲	+23	Adult	2023 36.0%	2024 43.3%
2024	↑	Juvenile	72 57%	26.3% ▲	+15	Juvenile	64.0%	56.7%
2023		GRAND TOTAL	127 100%	42.7% ▲	+38	GRAND TOTAL	100%	100%

Dispositions by Division & Code

Division	Case Type Description	Code	Summary	Change	% Change	Absolute Change
Adult	Other	OT	13	▲	+44.4%	+4
	Misdemeanor	CM	11	▲	+22.2%	+2
	Show Cause	SC	10	▲	+150.0%	+6
	Civil Support	VS	7	▲	+16.7%	+1
	Family Abuse - Protective Order	FP	6	▲	-	+6
	Capias	CA	4	▲	-	+4
	Felony	CF	4	▲	+33.3%	+1
	Non-Family Abuse Protective Order	AP	0	▼	-100.0%	-1
	Total			55	▲	71.9%
Juvenile	Misdemeanor	DM	35	▲	+133.3%	+20
	Felony	DF	14	▲	+55.6%	+5
	Custody Visitation	CV	11	↔	-	-
	Traffic	T	8	▲	+100.0%	+4
	Paternity	PT	2	▲	+100.0%	+1
	Truancy	TR	2	▼	-33.3%	-1
	Family Abuse - Protective Order	FP	0	▼	-100.0%	-2
	Foster Care Review	FC	0	▼	-100.0%	-3
	Initial Foster Care	IF	0	▼	-100.0%	-2
	Status	ST	0	▼	-100.0%	-6
	Temporary Detention Order	TD	0	▼	-100.0%	-1
	Total			72	▲	26.3%
GRAND TOTAL			127	▲	42.7%	+38

Dispositions by Major Case Category**

Category	Summary	Change	% Change	Absolute Change		
Adult Criminal	24	▲	+60.0%	+9		
Child Dependency	0	▼	-100.0%	-5		
Child in Need of Services/Supervision	2	▼	-33.3%	-1		
Custody and Visitation	13	▲	+8.3%	+1		
Delinquency	49	▲	+104.2%	+25		
Juvenile Miscellaneous	0	▼	-100.0%	-6		
Other	13	▼	+30.0%	+3		
Protective Orders	6	▲	+100.0%	+3		
Support	12	▲	+71.4%	+5		
Traffic	8	▲	+100.0%	+4		
GRAND TOTAL			127	▲	42.7%	+38

* Compared to same time period as previous year
 3/11/2024 12:17:33PM

** Case Type Categories are defined in the 2017 Virginia Judicial Workload Assessment
 Source: SCV-SQL-Information