

2024 Overall GRAND TOTAL		Distribution of Caseload			Change*		Percentage (%) of Caseload		
<b>402,328</b>	-2,918 -0.7%	<b>Adult</b>	209,945	52%	-0.1% ▼	-158	<b>Adult</b>	51.8%	52.2%
		<b>Juvenile</b>	192,383	48%	-1.4% ▼	-2,760	<b>Juvenile</b>	48.2%	47.8%
		<b>GRAND TOTAL</b>	<b>402,328</b>	100%	-0.7% ▼	-2,918	<b>GRAND TOTAL</b>	100%	100%

Dispositions by Division & Code

Division	Case Type Description	Code	Summary	Change	% Change	Absolute Change
<b>Adult</b>	Misdemeanor	CM	47,421	▲	+1.0%	+482
	Civil Support	VS	37,109	▼	-0.3%	-123
	Show Cause	SC	36,510	▲	+3.8%	+1,347
	Other	OT	35,398	▼	-4.4%	-1,626
	Family Abuse - Protective Order	FP	15,646	▼	-0.5%	-76
	Felony	CF	15,336	▲	+5.5%	+801
	Capias	CA	14,605	▲	-1.7%	-251
	Remand Support	RS	3,002	▼	-17.3%	-628
	Motion - Protective Order	MP	2,086	▼	-2.5%	-54
	Non-Family Abuse Protective Order	AP	1,343	▼	-2.5%	-35
	Violation of Protective Order	PV	977	▲	+0.6%	+6
	Protective Order	PC	174	▼	-1.1%	-2
	Restricted License for Non-Support	SL	165	▲	+8.6%	+13
	Bond Forfeiture	BF	69	▼	-29.6%	-29
	Violation Family Abuse Protective Order	PS	66	▲	+32.0%	+16
	Criminal Support	CS	17	▼	-37.0%	-10
	Emergency Custody Order	EC	9	▲	+800.0%	+8
	Return of Desposit (Bondsman)	RD	8	▲	+300.0%	+6
	Emergency Substantial Risk Order	SR	2	▼	-50.0%	-2
	Mental Commitment	MC	1	↔		-
Temporary Detention Order	TD	1	▼	-50.0%	-1	
	<b>Total</b>		<b>209,945</b>	▼	<b>-0.1%</b>	<b>-158</b>
<b>Juvenile</b>	Custody Visitation	CV	105,926	▼	-5.1%	-5,645
	Misdemeanor	DM	20,608	▲	+16.7%	+2,942
	Traffic	T	9,936	▼	0.0%	-4
	Felony	DF	7,419	▲	+10.0%	+676
	Status	ST	4,925	▼	-6.7%	-353
	Abuse and Neglect	AN	4,729	▼	-7.6%	-391
	Remand Custody	RC	4,250	▼	-17.1%	-879
	Permanency Planning	PH	3,855	▲	+3.6%	+134
	Remand Visitation	RV	3,844	▼	-16.8%	-778
	Foster Care Review	FC	3,527	▲	+1.6%	+57
	Paternity	PT	3,329	▼	-3.5%	-119
	Truancy	TR	2,446	▲	+17.4%	+362
	Initial Foster Care	IF	2,080	▲	+10.7%	+201
	Motion - Protective Order	MP	1,830	▲	+6.8%	+117
	Terminate Parental Rights	TP	1,668	▲	+2.2%	+36
	Show Cause	SC	1,565	▲	+17.1%	+228
	Non-Family Abuse Protective Order	AP	1,518	▲	+9.7%	+134
	Special Immigrant Juvenile Status	SI	1,363	▲	+55.4%	+486
	Temporary Detention Order	TD	1,352	▼	-12.2%	-188
	Child In Need of Services	CS	1,231	▲	+10.4%	+116
	Civil Violation	CI	847	▲	+14.9%	+110
	Mental Commitment	MC	790	▼	-10.4%	-92
	Voluntary Continuing Services and Support Agree	VA	581	▲	+15.7%	+79
	Other	OT	573	▲	+11.3%	+58
	Emergency Custody Order	EC	570	▼	-15.4%	-104
	Capias	CA	384	▲	+1.6%	+6
	Entrustment	ET	355	▲	+43.7%	+108
	Relief of Custody	CR	352	▲	+9.7%	+31
	Child at Risk	RI	245	▲	+7.9%	+18

\* Compared to same time period as previous year

\*\* Case Type Categories are defined in the 2017 Virginia Judicial Workload Assessment

The data reported reflect the case management system. The case types reported may not necessitate judicial involvement.

			Summary	Change	% Change	Absolute Change
<b>Juvenile</b>	Family Abuse - Protective Order	FP	187	▲	+40.6%	+54
	Emancipation	EP	42	▼	-23.6%	-13
	Juvenile Support	JS	16	▲	+60.0%	+6
	Restoration of Parental Rights	RR	13	▲	+160.0%	+8
	Violation Family Abuse Protective Order	PS	12	▲	+200.0%	+8
	Protective Order	PC	6	▼	-64.7%	-11
	Qualified Residential Treatment	QR	4	▼	-97.5%	-153
	Restricted Operators License	RL	3	▼	-40.0%	-2
	Violation of Protective Order	PV	2	▼	-60.0%	-3
	Total		<b>192,383</b>	▼	<b>-1.4%</b>	<b>-2,760</b>
<b>GRAND TOTAL</b>			<b>402,328</b>	▼	<b>-0.7%</b>	<b>-2,918</b>

Dispositions by Major Case Category\*\*

Category			Summary	Change	% Change	Absolute Change
Adult Criminal			99,162	▲	+0.9%	+877
Child Dependency			17,396	▼	+0.7%	+120
Child in Need of Services/Supervision			3,839	▲	+15.2%	+507
Custody and Visitation			109,272	▲	-5.0%	-5,762
Delinquency			29,817	▲	+14.7%	+3,815
Juvenile Miscellaneous			4,978	▲	-6.7%	-359
New to Workload Study			2,212	▲	+36.7%	+594
Other			49,800	▲	-7.8%	-4,223
Protective Orders			22,610	▲	+0.6%	+140
Support			53,303	▲	+2.7%	+1,379
Traffic			9,939	▼	-0.1%	-6
<b>GRAND TOTAL</b>			<b>402,328</b>	▼	<b>-0.7%</b>	<b>-2,918</b>

\* Compared to same time period as previous year

\*\* Case Type Categories are defined in the 2017 Virginia Judicial Workload Assessment

The data reported reflect the case management system. The case types reported may not necessitate judicial involvement.

2024 Overall GRAND TOTAL		Distribution of Caseload			Change*		Percentage (%) of Caseload		
<b>14,056</b>	-223 -1.6%	<b>Adult</b>	7,946	57%	2.7% ▲	+211	<b>Adult</b>	54.2%	56.5%
2024		<b>Juvenile</b>	6,110	43%	-6.6% ▼	-434	<b>Juvenile</b>	45.8%	43.5%
2023		<b>GRAND TOTAL</b>	<b>14,056</b>	100%	-1.6% ▼	-223	<b>GRAND TOTAL</b>	100%	100%

Dispositions by Division & Code

Division	Case Type Description	Code	Summary	Change	% Change	Absolute Change	
<b>Adult</b>	Misdemeanor	CM	1,810	▲	+6.7%	+114	
	Show Cause	SC	1,441	▼	-5.0%	-76	
	Civil Support	VS	1,367	▼	-4.7%	-67	
	Other	OT	1,137	▲	+9.3%	+97	
	Felony	CF	499	▲	+10.9%	+49	
	Remand Support	RS	489	▲	+22.6%	+90	
	Capias	CA	488	▼	-1.8%	-9	
	Family Abuse - Protective Order	FP	452	▼	-8.5%	-42	
	Non-Family Abuse Protective Order	AP	159	▲	+40.7%	+46	
	Motion - Protective Order	MP	63	▼	-10.0%	-7	
	Violation Family Abuse Protective Order	PS	21	▲	-	+21	
	Violation of Protective Order	PV	16	▼	-30.4%	-7	
	Restricted License for Non-Support	SL	4	▲	+300.0%	+3	
	Protective Order	PC	0	▼	-100.0%	-1	
	<b>Total</b>		<b>7,946</b>	▲	<b>2.7%</b>	<b>+211</b>	
<b>Juvenile</b>	Custody Visitation	CV	4,136	▼	-11.2%	-520	
	Remand Custody	RC	395	▲	+6.8%	+25	
	Misdemeanor	DM	358	▲	+15.5%	+48	
	Felony	DF	246	▲	+0.4%	+1	
	Remand Visitation	RV	241	▲	+11.1%	+24	
	Traffic	T	115	▲	+25.0%	+23	
	Truancy	TR	108	▲	+14.9%	+14	
	Non-Family Abuse Protective Order	AP	95	▲	+14.5%	+12	
	Paternity	PT	71	▼	-36.0%	-40	
	Other	OT	42	▲	+10.5%	+4	
	Show Cause	SC	35	▼	+6.1%	+2	
	Permanency Planning	PH	34	▼	-22.7%	-10	
	Abuse and Neglect	AN	31	▼	-27.9%	-12	
	Mental Commitment	MC	26	▲	+116.7%	+14	
	Foster Care Review	FC	25	▼	-28.6%	-10	
	Temporary Detention Order	TD	23	▲	+27.8%	+5	
	Child In Need of Services	CS	19	▲	+46.2%	+6	
	Motion - Protective Order	MP	19	▼	-5.0%	-1	
	Status	ST	17	▼	+30.8%	+4	
	Emergency Custody Order	EC	16	▼	-40.7%	-11	
	Relief of Custody	CR	12	▲	+140.0%	+7	
	Initial Foster Care	IF	11	▼	-50.0%	-11	
	Special Immigrant Juvenile Status	SI	11	▲	+22.2%	+2	
	Terminate Parental Rights	TP	10	▼	-41.2%	-7	
	Civil Violation	CI	5	▼	-28.6%	-2	
	Voluntary Continuing Services and Support Agree	VA	5	↔	-	-	
	Entrustment	ET	2	▲	-	+2	
	Juvenile Support	JS	1	▲	-	+1	
	Violation Family Abuse Protective Order	PS	1	▲	-	+1	
	Capias	CA	0	▼	-100.0%	-1	
	Family Abuse - Protective Order	FP	0	▼	-100.0%	-4	
		<b>Total</b>		<b>6,110</b>	▼	<b>-6.6%</b>	<b>-434</b>
		<b>GRAND TOTAL</b>		<b>14,056</b>	▼	<b>-1.6%</b>	<b>-223</b>

\* Compared to same time period as previous year

\*\* Case Type Categories are defined in the 2017 Virginia Judicial Workload Assessment

The data reported reflect the case management system. The case types reported may not necessitate judicial involvement.




Dispositions by Major Case Category\*\*

Category	Summary	Change	% Change	Absolute Change
Adult Criminal	3,800	▲	+2.8%	+102
Child Dependency	130	▲	-24.0%	-41
Child in Need of Services/Supervision	129	▲	+16.2%	+18
Custody and Visitation	4,207	▼	-11.8%	-561
Delinquency	638	▲	+9.2%	+54
Juvenile Miscellaneous	17	▼	+30.8%	+4
New to Workload Study	16	▼		0
Other	2,369	▲	+11.7%	+248
Protective Orders	788	▼	+0.5%	+4
Support	1,847	▲	-3.9%	-74
Traffic	115	▲	+25.0%	+23
<b>GRAND TOTAL</b>	<b>14,056</b>	▼	-1.6%	-223

\* Compared to same time period as previous year

\*\* Case Type Categories are defined in the 2017 Virginia Judicial Workload Assessment

The data reported reflect the case management system. The case types reported may not necessitate judicial involvement.

2024 Overall GRAND TOTAL		Distribution of Caseload		Change*		Percentage (%) of Caseload		
<b>24,295</b>	-2,564 -9.5%	<b>Adult</b>	12,576 52%	-7.9% ▼	-1,077	<b>Adult</b>	50.8%	51.8%
2024 		<b>Juvenile</b>	11,719 48%	-11.3% ▼	-1,487	<b>Juvenile</b>	49.2%	48.2%
2023 		<b>GRAND TOTAL</b>	<b>24,295</b> 100%	-9.5% ▼	-2,564	<b>GRAND TOTAL</b>	100%	100%

Dispositions by Division & Code

Division	Case Type Description	Code	Summary	Change	% Change	Absolute Change
<b>Adult</b>	Misdemeanor	CM	2,622	▼	-3.7%	-100
	Civil Support	VS	2,386	▼	-10.9%	-293
	Show Cause	SC	2,297	▲	+6.2%	+134
	Other	OT	2,012	▼	-13.7%	-320
	Family Abuse - Protective Order	FP	860	▲	+1.4%	+12
	Remand Support	RS	759	▼	-36.6%	-438
	Capias	CA	750	▲	-20.7%	-196
	Felony	CF	652	▲	+16.6%	+93
	Motion - Protective Order	MP	124	▲	+18.1%	+19
	Non-Family Abuse Protective Order	AP	54	▼	-14.3%	-9
	Violation of Protective Order	PV	40	▲	+110.5%	+21
	Bond Forfeiture	BF	10	▼	-9.1%	-1
	Restricted License for Non-Support	SL	6	▲	+100.0%	+3
	Return of Desposit (Bondsman)	RD	3	▲	-	+3
	Mental Commitment	MC	1	↔	-	-
	Criminal Support	CS	0	▼	-100.0%	-1
Protective Order	PC	0	▼	-100.0%	-3	
Violation Family Abuse Protective Order	PS	0	▼	-100.0%	-1	
Total			<b>12,576</b>	▼	<b>-7.9%</b>	<b>-1,077</b>
<b>Juvenile</b>	Custody Visitation	CV	6,085	▼	-9.4%	-631
	Remand Visitation	RV	1,107	▼	-31.9%	-518
	Remand Custody	RC	1,095	▼	-31.8%	-510
	Misdemeanor	DM	953	▲	+13.2%	+111
	Traffic	T	485	▲	+2.5%	+12
	Felony	DF	356	▼	-7.3%	-28
	Motion - Protective Order	MP	311	▼	-1.0%	-3
	Abuse and Neglect	AN	289	▲	+4.0%	+11
	Paternity	PT	157	▲	+60.2%	+59
	Permanency Planning	PH	142	▲	+6.8%	+9
	Foster Care Review	FC	117	▼	-0.8%	-1
	Non-Family Abuse Protective Order	AP	98	▲	+18.1%	+15
	Show Cause	SC	94	▲	+44.6%	+29
	Status	ST	93	▲	-11.4%	-12
	Initial Foster Care	IF	71	▼	-1.4%	-1
	Terminate Parental Rights	TP	54	▼	-27.0%	-20
	Truancy	TR	53	▲	+120.8%	+29
	Civil Violation	CI	35	▼	-2.8%	-1
	Other	OT	22	▼	-26.7%	-8
	Child In Need of Services	CS	21	▼	-4.5%	-1
	Special Immigrant Juvenile Status	SI	14	▲	+600.0%	+12
	Relief of Custody	CR	13	▲	+8.3%	+1
	Capias	CA	11	▼	-64.5%	-20
	Family Abuse - Protective Order	FP	11	▲	+37.5%	+3
	Voluntary Continuing Services and Support Agreem	VA	9	▼	-55.0%	-11
	Entrustment	ET	7	▼	-22.2%	-2
	Mental Commitment	MC	7	▼	-46.2%	-6
	Emancipation	EP	5	▲	+25.0%	+1
	Temporary Detention Order	TD	2	▼	-66.7%	-4
	Juvenile Support	JS	1	▲	-	+1
	Violation Family Abuse Protective Order	PS	1	▼	-50.0%	-1
	Qualified Residential Treatment	QR	0	▼	-100.0%	-1

\* Compared to same time period as previous year

\*\* Case Type Categories are defined in the 2017 Virginia Judicial Workload Assessment

The data reported reflect the case management system. The case types reported may not necessitate judicial involvement.

		Summary	Change	% Change	Absolute Change	
<b>Juvenile</b>	Violation of Protective Order	PV	0	▼	-100.0%	-1
	Total		11,719	▼	-11.3%	-1,487
<b>GRAND TOTAL</b>			24,295	▼	-9.5%	-2,564

Dispositions by Major Case Category\*\*

Category	Summary	Change	% Change	Absolute Change
Adult Criminal	5,731	▼	-1.4%	-82
Child Dependency	702	▼	-2.1%	-15
Child in Need of Services/Supervision	97	▲	+76.4%	+42
Custody and Visitation	6,242	▲	-8.4%	-572
Delinquency	1,392	▼	+5.8%	+76
Juvenile Miscellaneous	98	▲	-10.1%	-11
New to Workload Study	49	▲	+28.9%	+11
Other	5,008	▲	-26.5%	-1,801
Protective Orders	1,458	▲	+2.6%	+37
Support	3,033	▲	-7.9%	-261
Traffic	485	▲	+2.5%	+12
<b>GRAND TOTAL</b>	<b>24,295</b>	▼	-9.5%	-2,564

\* Compared to same time period as previous year

\*\* Case Type Categories are defined in the 2017 Virginia Judicial Workload Assessment

The data reported reflect the case management system. The case types reported may not necessitate judicial involvement.

2024 Overall GRAND TOTAL		Distribution of Caseload			Change*		Percentage (%) of Caseload		
<b>8,794</b>	-222 -2.5%	<b>Adult</b>	5,482	62%	-4.2% ▼	-240	<b>Adult</b>	2023 63.5%	2024 62.3%
2024		<b>Juvenile</b>	3,312	38%	0.5% ▲	+18	<b>Juvenile</b>	36.5%	37.7%
2023		<b>GRAND TOTAL</b>	<b>8,794</b>	100%	-2.5% ▼	-222	<b>GRAND TOTAL</b>	100%	100%

Dispositions by Division & Code

Division	Case Type Description	Code	Summary	Change	% Change	Absolute Change	
<b>Adult</b>	Show Cause	SC	1,217	▲	+5.4%	+62	
	Misdemeanor	CM	1,141	▼	-11.0%	-141	
	Other	OT	955	▲	-4.2%	-42	
	Civil Support	VS	935	▼	-3.4%	-33	
	Capias	CA	464	▲	+12.9%	+53	
	Family Abuse - Protective Order	FP	340	▲	+20.1%	+57	
	Felony	CF	235	▼	-40.7%	-161	
	Non-Family Abuse Protective Order	AP	76	▼	-10.6%	-9	
	Remand Support	RS	61	▼	-15.3%	-11	
	Motion - Protective Order	MP	44	▼	-27.9%	-17	
	Restricted License for Non-Support	SL	7	▲	+16.7%	+1	
	Violation of Protective Order	PV	5	▲	+25.0%	+1	
	Bond Forfeiture	BF	1	▲	-	+1	
	Return of Desposit (Bondsman)	RD	1	▲	-	+1	
Protective Order	PC	0	▼	-100.0%	-2		
	<b>Total</b>		<b>5,482</b>	▼	<b>-4.2%</b>	<b>-240</b>	
<b>Juvenile</b>	Custody Visitation	CV	2,383	▼	-2.0%	-48	
	Misdemeanor	DM	263	▲	+29.6%	+60	
	Felony	DF	124	▼	-11.4%	-16	
	Paternity	PT	104	▲	+8.3%	+8	
	Remand Custody	RC	84	▼	-20.0%	-21	
	Remand Visitation	RV	84	▼	-20.0%	-21	
	Status	ST	45	▲	+28.6%	+10	
	Non-Family Abuse Protective Order	AP	43	▲	+7.5%	+3	
	Traffic	T	39	▲	+5.4%	+2	
	Emergency Custody Order	EC	19	▲	+72.7%	+8	
	Permanency Planning	PH	19	▲	+5.6%	+1	
	Terminate Parental Rights	TP	19	▲	-	+19	
	Family Abuse - Protective Order	FP	15	▲	+275.0%	+11	
	Show Cause	SC	15	▼	+36.4%	+4	
	Foster Care Review	FC	10	▼	-23.1%	-3	
	Initial Foster Care	IF	10	▲	+66.7%	+4	
	Temporary Detention Order	TD	7	▲	+16.7%	+1	
	Abuse and Neglect	AN	6	▲	+100.0%	+3	
	Civil Violation	CI	6	▲	+50.0%	+2	
	Child In Need of Services	CS	5	↔	-	-	
	Mental Commitment	MC	4	▼	-42.9%	-3	
	Voluntary Continuing Services and Support Agreem	VA	3	▼	-25.0%	-1	
	Motion - Protective Order	MP	2	↔	-	-	
	Other	OT	2	▼	-60.0%	-3	
	Relief of Custody	CR	1	▼	-50.0%	-1	
	Juvenile Support	JS	0	▼	-100.0%	-1	
		<b>Total</b>		<b>3,312</b>	▲	<b>0.5%</b>	<b>+18</b>
		<b>GRAND TOTAL</b>		<b>8,794</b>	▼	<b>-2.5%</b>	<b>-222</b>

\* Compared to same time period as previous year

\*\* Case Type Categories are defined in the 2017 Virginia Judicial Workload Assessment

The data reported reflect the case management system. The case types reported may not necessitate judicial involvement.

Dispositions by Major Case Category\*\*

Category	Summary	Change	% Change	Absolute Change
Adult Criminal	2,612	▲	-7.6%	-216
Child Dependency	68	▲	+47.8%	+22
Child in Need of Services/Supervision	5	▼	-16.7%	-1
Custody and Visitation	2,487	▲	-1.6%	-40
Delinquency	402	▲	+13.9%	+49
Juvenile Miscellaneous	45	▲	+28.6%	+10
New to Workload Study	6	▲	+50.0%	+2
Other	1,217	▲	-7.0%	-91
Protective Orders	520	▲	+9.5%	+45
Support	1,393	▼	-0.3%	-4
Traffic	39	▲	+5.4%	+2
<b>GRAND TOTAL</b>	<b>8,794</b>	▼	-2.5%	-222

\* Compared to same time period as previous year

\*\* Case Type Categories are defined in the 2017 Virginia Judicial Workload Assessment

The data reported reflect the case management system. The case types reported may not necessitate judicial involvement.



2024 Overall GRAND TOTAL		Distribution of Caseload			Change*		Percentage (%) of Caseload		
<b>16,178</b> +916 6.0% 		<b>Adult</b>	9,694	60%	9.6% ▲	+846	<b>Adult</b>	58.0%	59.9%
		<b>Juvenile</b>	6,484	40%	1.1% ▲	+70	<b>Juvenile</b>	42.0%	40.1%
<b>GRAND TOTAL</b>		<b>GRAND TOTAL</b>	<b>16,178</b>	100%	6.0% ▲	+916	<b>GRAND TOTAL</b>	100%	100%

Dispositions by Division & Code

Division	Case Type Description	Code	Summary	Change	% Change	Absolute Change	
<b>Adult</b>	Misdemeanor	CM	2,516	▲	+14.4%	+316	
	Other	OT	2,065	▲	+12.0%	+222	
	Civil Support	VS	1,657	▲	+8.4%	+129	
	Show Cause	SC	1,404	▲	+18.1%	+215	
	Capias	CA	760	▲	+12.3%	+83	
	Family Abuse - Protective Order	FP	647	▲	+6.1%	+37	
	Felony	CF	453	▼	-22.7%	-133	
	Remand Support	RS	68	▼	-9.3%	-7	
	Non-Family Abuse Protective Order	AP	46	▼	-13.2%	-7	
	Motion - Protective Order	MP	39	▼	-22.0%	-11	
	Protective Order	PC	19	▲	+111.1%	+10	
	Violation of Protective Order	PV	18	▼	-25.0%	-6	
	Criminal Support	CS	1	▲	-	+1	
	Violation Family Abuse Protective Order	PS	1	▲	-	+1	
Bond Forfeiture	BF	0	▼	-100.0%	-4		
	<b>Total</b>		<b>9,694</b>	<b>▲</b>	<b>9.6%</b>	<b>+846</b>	
<b>Juvenile</b>	Custody Visitation	CV	3,714	▲	+2.1%	+77	
	Misdemeanor	DM	486	↔	-	-	
	Felony	DF	320	▼	-17.5%	-68	
	Abuse and Neglect	AN	285	▼	-26.2%	-101	
	Permanency Planning	PH	187	▲	+10.7%	+18	
	Mental Commitment	MC	156	▲	+12.2%	+17	
	Foster Care Review	FC	146	▲	+15.0%	+19	
	Paternity	PT	141	▲	+9.3%	+12	
	Non-Family Abuse Protective Order	AP	132	▲	+46.7%	+42	
	Status	ST	131	▼	-21.1%	-35	
	Initial Foster Care	IF	97	▼	-3.0%	-3	
	Remand Visitation	RV	94	▼	-13.8%	-15	
	Other	OT	92	▲	+70.4%	+38	
	Remand Custody	RC	92	▼	-15.6%	-17	
	Traffic	T	80	▼	-8.0%	-7	
	Terminate Parental Rights	TP	65	▲	+44.4%	+20	
	Show Cause	SC	56	▲	+36.6%	+15	
	Motion - Protective Order	MP	42	▲	+44.8%	+13	
	Relief of Custody	CR	37	▲	+19.4%	+6	
	Emergency Custody Order	EC	36	▲	+50.0%	+12	
	Child In Need of Services	CS	34	▲	+88.9%	+16	
	Temporary Detention Order	TD	25	▼	-3.8%	-1	
	Family Abuse - Protective Order	FP	11	▲	+57.1%	+4	
	Special Immigrant Juvenile Status	SI	9	▲	+800.0%	+8	
	Voluntary Continuing Services and Support Agree	VA	8	▼	-33.3%	-4	
	Truancy	TR	4	▲	-	+4	
	Capias	CA	2	▲	+100.0%	+1	
	Emancipation	EP	2	▼	-33.3%	-1	
		<b>Total</b>		<b>6,484</b>	<b>▲</b>	<b>1.1%</b>	<b>+70</b>
	<b>GRAND TOTAL</b>			<b>16,178</b>	<b>▲</b>	<b>6.0%</b>	<b>+916</b>

\* Compared to same time period as previous year

\*\* Case Type Categories are defined in the 2017 Virginia Judicial Workload Assessment

The data reported reflect the case management system. The case types reported may not necessitate judicial involvement.

Dispositions by Major Case Category\*\*

Category	Summary	Change	% Change	Absolute Change
Adult Criminal	4,561	▲	+10.8%	+444
Child Dependency	825	▲	-5.2%	-45
Child in Need of Services/Supervision	62	▲	+67.6%	+25
Custody and Visitation	3,855	▲	+2.4%	+89
Delinquency	840	▲	-6.4%	-57
Juvenile Miscellaneous	133	▼	-21.3%	-36
New to Workload Study	9	▲	+800.0%	+8
Other	2,628	▲	+10.5%	+249
Protective Orders	917	▲	+9.3%	+78
Support	2,268	▲	+8.0%	+168
Traffic	80	▼	-8.0%	-7
<b>GRAND TOTAL</b>	<b>16,178</b>	▲	6.0%	+916

\* Compared to same time period as previous year

\*\* Case Type Categories are defined in the 2017 Virginia Judicial Workload Assessment

The data reported reflect the case management system. The case types reported may not necessitate judicial involvement.

2024 Overall GRAND TOTAL		Distribution of Caseload		Change*		Percentage (%) of Caseload		
<b>900</b>	-12 -1.3%	<b>Adult</b>	505 56%	4.1% ▲	+20	<b>Adult</b>	53.2%	56.1%
2024		<b>Juvenile</b>	395 44%	-7.5% ▼	-32	<b>Juvenile</b>	46.8%	43.9%
2023		<b>GRAND TOTAL</b>	<b>900</b> 100%	-1.3% ▼	-12	<b>GRAND TOTAL</b>	100%	100%

**Dispositions by Division & Code**

Division	Case Type Description	Code	Summary	Change	% Change	Absolute Change	
<b>Adult</b>	Misdemeanor	CM	161	▲	+25.8%	+33	
	Other	OT	101	▼	+6.3%	+6	
	Show Cause	SC	70	▼	-9.1%	-7	
	Civil Support	VS	53	▼	-39.8%	-35	
	Felony	CF	51	▲	+64.5%	+20	
	Capias	CA	40	▲	+21.2%	+7	
	Family Abuse - Protective Order	FP	20	▼	-13.0%	-3	
	Remand Support	RS	4	▲	+100.0%	+2	
	Non-Family Abuse Protective Order	AP	2	▲	+100.0%	+1	
	Violation of Protective Order	PV	2	▲	-	+2	
	Motion - Protective Order	MP	1	▼	-80.0%	-4	
	Violation Family Abuse Protective Order	PS	0	▼	-100.0%	-2	
		<b>Total</b>		<b>505</b>	▲	<b>4.1%</b>	<b>+20</b>
<b>Juvenile</b>	Custody Visitation	CV	199	▼	-12.7%	-29	
	Misdemeanor	DM	59	▼	-1.7%	-1	
	Felony	DF	23	▼	-8.0%	-2	
	Permanency Planning	PH	17	▼	-5.6%	-1	
	Foster Care Review	FC	14	▲	+27.3%	+3	
	Abuse and Neglect	AN	13	▼	-23.5%	-4	
	Status	ST	11	▲	+83.3%	+5	
	Truancy	TR	11	▲	+450.0%	+9	
	Terminate Parental Rights	TP	8	▲	+166.7%	+5	
	Traffic	T	7	▼	-61.1%	-11	
	Remand Custody	RC	5	▼	-16.7%	-1	
	Remand Visitation	RV	5	↔	-	-	
	Non-Family Abuse Protective Order	AP	4	▲	+300.0%	+3	
	Paternity	PT	4	↔	-	-	
	Civil Violation	CI	3	▲	+200.0%	+2	
	Show Cause	SC	3	▲	-25.0%	-1	
	Emergency Custody Order	EC	2	↔	-	-	
	Temporary Detention Order	TD	2	▼	-66.7%	-4	
	Child In Need of Services	CS	1	▲	-	+1	
	Initial Foster Care	IF	1	▼	-66.7%	-2	
	Other	OT	1	▲	-	+1	
	Relief of Custody	CR	1	▲	-	+1	
	Voluntary Continuing Services and Support Agree	VA	1	↔	-	-	
	Family Abuse - Protective Order	FP	0	▼	-100.0%	-1	
	Motion - Protective Order	MP	0	▼	-100.0%	-4	
	Qualified Residential Treatment	QR	0	▼	-100.0%	-1	
		<b>Total</b>		<b>395</b>	▼	<b>-7.5%</b>	<b>-32</b>
	<b>GRAND TOTAL</b>			<b>900</b>	▼	<b>-1.3%</b>	<b>-12</b>

**Dispositions by Major Case Category\*\***

Category	Summary	Change	% Change	Absolute Change
Adult Criminal	305	▲	+20.6%	+52
Child Dependency	55	▲	+1.9%	+1
Child in Need of Services/Supervision	15	▲	+650.0%	+13

\* Compared to same time period as previous year  
 \*\* Case Type Categories are defined in the 2017 Virginia Judicial Workload Assessment  
 The data reported reflect the case management system. The case types reported may not necessitate judicial involvement.

Custody and Visitation	203	▼	-12.5%	-29
Delinquency	82	▼	-7.9%	-7
Juvenile Miscellaneous	11	▲	+83.3%	+5
New to Workload Study	3	▲	+200.0%	+2
Other	120	▲	+3.4%	+4
Protective Orders	27	▲	-22.9%	-8
Support	72	▼	-32.1%	-34
Traffic	7	▼	-61.1%	-11
<b>GRAND TOTAL</b>	<b>900</b>	▼	-1.3%	-12

\* Compared to same time period as previous year

\*\* Case Type Categories are defined in the 2017 Virginia Judicial Workload Assessment

The data reported reflect the case management system. The case types reported may not necessitate judicial involvement.

2024 Overall GRAND TOTAL		Distribution of Caseload		Change*		Percentage (%) of Caseload			
<b>1,742</b>	+147 9.2%	<b>Adult</b>	970	56%	17.9% ▲	+147	<b>Adult</b>	51.6%	55.7%
2024		<b>Juvenile</b>	772	44%	0.0%	0	<b>Juvenile</b>	48.4%	44.3%
2023		<b>GRAND TOTAL</b>	<b>1,742</b>	100%	9.2% ▲	+147	<b>GRAND TOTAL</b>	100%	100%

Dispositions by Division & Code

Division	Case Type Description	Code	Summary	Change	% Change	Absolute Change
<b>Adult</b>	Misdemeanor	CM	211	▲	+44.5%	+65
	Show Cause	SC	197	▲	+13.2%	+23
	Civil Support	VS	172	▼	-7.5%	-14
	Other	OT	123	▲	+11.8%	+13
	Family Abuse - Protective Order	FP	86	▲	+41.0%	+25
	Felony	CF	67	▲	+26.4%	+14
	Capias	CA	53	▲	-18.5%	-12
	Remand Support	RS	31	▲	+93.8%	+15
	Motion - Protective Order	MP	18	▲	+100.0%	+9
	Non-Family Abuse Protective Order	AP	9	▲	+800.0%	+8
	Violation Family Abuse Protective Order	PS	3	▲	-	+3
	Protective Order	PC	0	▼	-100.0%	-1
	Violation of Protective Order	PV	0	▼	-100.0%	-1
	<b>Total</b>		<b>970</b>	▲	<b>17.9%</b>	<b>+147</b>
<b>Juvenile</b>	Custody Visitation	CV	497	▼	-1.0%	-5
	Remand Custody	RC	44	▲	+41.9%	+13
	Remand Visitation	RV	43	▲	+38.7%	+12
	Misdemeanor	DM	39	▼	-27.8%	-15
	Traffic	T	38	▼	-15.6%	-7
	Paternity	PT	22	▲	+144.4%	+13
	Felony	DF	15	▼	-42.3%	-11
	Truancy	TR	14	▲	+133.3%	+8
	Foster Care Review	FC	8	▲	+100.0%	+4
	Show Cause	SC	8	▲	+300.0%	+6
	Temporary Detention Order	TD	7	▼	-30.0%	-3
	Initial Foster Care	IF	6	▲	+20.0%	+1
	Permanency Planning	PH	6	▼	-57.1%	-8
	Abuse and Neglect	AN	4	▼	-66.7%	-8
	Terminate Parental Rights	TP	4	↔	-	-
	Voluntary Continuing Services and Support Agreem	VA	4	▲	-	+4
	Capias	CA	3	▲	+50.0%	+1
	Emergency Custody Order	EC	3	▲	+200.0%	+2
	Status	ST	3	▼	-62.5%	-5
	Non-Family Abuse Protective Order	AP	2	↔	-	-
	Family Abuse - Protective Order	FP	1	▲	-	+1
	Relief of Custody	CR	1	▼	-50.0%	-1
	Child In Need of Services	CS	0	▼	-100.0%	-2
		<b>Total</b>		<b>772</b>		<b>0.0%</b>
	<b>GRAND TOTAL</b>		<b>1,742</b>	▲	<b>9.2%</b>	<b>+147</b>

Dispositions by Major Case Category\*\*

Category	Summary	Change	% Change	Absolute Change
Adult Criminal	459	▲	+20.5%	+78
Child Dependency	33	▲	-19.5%	-8
Child in Need of Services/Supervision	15	▲	+87.5%	+7
Custody and Visitation	519	▲	+1.6%	+8
Delinquency	64	▲	-23.8%	-20

\* Compared to same time period as previous year  
 \*\* Case Type Categories are defined in the 2017 Virginia Judicial Workload Assessment  
 The data reported reflect the case management system. The case types reported may not necessitate judicial involvement.

Juvenile Miscellaneous	3	▼	-62.5%	-5
Other	251	▲	+26.1%	+52
Protective Orders	116	▲	+58.9%	+43
Support	244	▲	-0.4%	-1
Traffic	38	▼	-15.6%	-7
<b>GRAND TOTAL</b>	<b>1,742</b>	▲	9.2%	+147

\* Compared to same time period as previous year  
 \*\* Case Type Categories are defined in the 2017 Virginia Judicial Workload Assessment  
 The data reported reflect the case management system. The case types reported may not necessitate judicial involvement.  
 12/11/2024 1:40:35PM Source: SCV-SQL-Information

2024 Overall GRAND TOTAL		Distribution of Caseload		Change*		Percentage (%) of Caseload			
<b>835</b>	-54 -6.1%	<b>Adult</b>	450 54%	-10.5%	▼	-53	<b>Adult</b>	56.6%	53.9%
2024		<b>Juvenile</b>	385 46%	-0.3%	▼	-1	<b>Juvenile</b>	43.4%	46.1%
2023		<b>GRAND TOTAL</b>	<b>835</b> 100%	-6.1%	▼	-54	<b>GRAND TOTAL</b>	100%	100%

**Dispositions by Division & Code**

Division	Case Type Description	Code	Summary	Change	% Change	Absolute Change
<b>Adult</b>	Misdemeanor	CM	97	▲	+5.4%	+5
	Civil Support	VS	83	▲	+10.7%	+8
	Show Cause	SC	77	▼	-32.5%	-37
	Other	OT	76	▼	-7.3%	-6
	Family Abuse - Protective Order	FP	30	▼	-18.9%	-7
	Felony	CF	30	▼	-37.5%	-18
	Capias	CA	21	▲	-27.6%	-8
	Remand Support	RS	21	▲	+90.9%	+10
	Motion - Protective Order	MP	7	▲	+600.0%	+6
	Non-Family Abuse Protective Order	AP	4	▲	+33.3%	+1
	Violation of Protective Order	PV	4	▼	-42.9%	-3
	Violation Family Abuse Protective Order	PS	0	▼	-100.0%	-4
	<b>Total</b>			<b>450</b>	▼	<b>-10.5%</b>
<b>Juvenile</b>	Custody Visitation	CV	199	▼	-13.5%	-31
	Remand Custody	RC	38	▲	+192.3%	+25
	Remand Visitation	RV	38	▲	+192.3%	+25
	Misdemeanor	DM	36	▼	-2.7%	-1
	Traffic	T	28	▼	-36.4%	-16
	Temporary Detention Order	TD	7	▲	+16.7%	+1
	Non-Family Abuse Protective Order	AP	6	▲	+50.0%	+2
	Emergency Custody Order	EC	5	▲	+66.7%	+2
	Other	OT	5	↔	-	-
	Abuse and Neglect	AN	4	▼	-55.6%	-5
	Paternity	PT	4	↔	-	-
	Family Abuse - Protective Order	FP	3	▲	-	+3
	Felony	DF	3	▼	-70.0%	-7
	Foster Care Review	FC	3	▲	+200.0%	+2
	Permanency Planning	PH	2	▲	-	+2
	Initial Foster Care	IF	1	↔	-	-
	Motion - Protective Order	MP	1	▼	-50.0%	-1
	Show Cause	SC	1	▲	-	+1
	Status	ST	1	▲	-	+1
	Child In Need of Services	CS	0	▼	-100.0%	-1
	Civil Violation	CI	0	▼	-100.0%	-2
Relief of Custody	CR	0	▼	-100.0%	-1	
<b>Total</b>			<b>385</b>	▼	<b>-0.3%</b>	<b>-1</b>
<b>GRAND TOTAL</b>			<b>835</b>	▼	<b>-6.1%</b>	<b>-54</b>

**Dispositions by Major Case Category\*\***

Category	Summary	Change	% Change	Absolute Change
Adult Criminal	207	▼	-24.2%	-66
Child Dependency	10	▲	-16.7%	-2
Child in Need of Services/Supervision	0	▼	-100.0%	-1
Custody and Visitation	203	▼	-13.2%	-31
Delinquency	40	▲	-14.9%	-7
Juvenile Miscellaneous	1	▲	-	+1

\* Compared to same time period as previous year  
 \*\* Case Type Categories are defined in the 2017 Virginia Judicial Workload Assessment  
 The data reported reflect the case management system. The case types reported may not necessitate judicial involvement.

New to Workload Study	0	▼	-100.0%	-2
Other	190	▲	+42.9%	+57
Protective Orders	51	▲	+8.5%	+4
Support	105	▲	+9.4%	+9
Traffic	28	▼	-36.4%	-16
<b>GRAND TOTAL</b>	<b>835</b>	▼	-6.1%	-54

\* Compared to same time period as previous year

\*\* Case Type Categories are defined in the 2017 Virginia Judicial Workload Assessment

The data reported reflect the case management system. The case types reported may not necessitate judicial involvement.



2024 Overall GRAND TOTAL		Distribution of Caseload			Change*		Percentage (%) of Caseload		
<b>5,628</b>	-1,189 -17.4%	<b>Adult</b>	3,195	57%	-13.6% ▼	-502	<b>Adult</b>	54.2%	56.8%
2024		<b>Juvenile</b>	2,433	43%	-22.0% ▼	-687	<b>Juvenile</b>	45.8%	43.2%
2023		<b>GRAND TOTAL</b>	<b>5,628</b>	100%	-17.4% ▼	-1,189	<b>GRAND TOTAL</b>	100%	100%

Dispositions by Division & Code

Division	Case Type Description	Code	Summary	Change	% Change	Absolute Change	
<b>Adult</b>	Show Cause	SC	722	▼	-0.8%	-6	
	Civil Support	VS	686	▲	+2.8%	+19	
	Misdemeanor	CM	574	▼	-12.4%	-81	
	Other	OT	473	▼	-37.4%	-282	
	Family Abuse - Protective Order	FP	257	▲	+6.2%	+15	
	Capias	CA	185	▼	-5.1%	-10	
	Felony	CF	169	▼	-1.7%	-3	
	Remand Support	RS	89	▼	-63.1%	-152	
	Motion - Protective Order	MP	24	▲	+26.3%	+5	
	Non-Family Abuse Protective Order	AP	8	▼	-63.6%	-14	
	Restricted License for Non-Support	SL	4	▲	+300.0%	+3	
	Violation of Protective Order	PV	4	▲	-	+4	
		<b>Total</b>		<b>3,195</b>	▼	<b>-13.6%</b>	<b>-502</b>
<b>Juvenile</b>	Custody Visitation	CV	1,381	▼	-6.0%	-88	
	Misdemeanor	DM	273	▼	-16.5%	-54	
	Remand Visitation	RV	135	▼	-52.6%	-150	
	Remand Custody	RC	132	▼	-54.6%	-159	
	Felony	DF	117	▼	-33.5%	-59	
	Status	ST	57	▼	-28.8%	-23	
	Traffic	T	51	▲	+4.1%	+2	
	Paternity	PT	39	▲	+11.4%	+4	
	Non-Family Abuse Protective Order	AP	38	▲	+35.7%	+10	
	Emergency Custody Order	EC	36	▼	-69.5%	-82	
	Foster Care Review	FC	28	▲	+180.0%	+18	
	Temporary Detention Order	TD	28	▼	-77.8%	-98	
	Permanency Planning	PH	22	▼	-12.0%	-3	
	Initial Foster Care	IF	18	▲	+125.0%	+10	
	Abuse and Neglect	AN	14	▲	+75.0%	+6	
	Terminate Parental Rights	TP	14	▲	+100.0%	+7	
	Other	OT	12	▼	-66.7%	-24	
	Capias	CA	10	▲	+42.9%	+3	
	Relief of Custody	CR	10	▲	+233.3%	+7	
	Show Cause	SC	6	▲	+100.0%	+3	
	Mental Commitment	MC	4	▼	-55.6%	-5	
	Family Abuse - Protective Order	FP	3	▼	-40.0%	-2	
	Child In Need of Services	CS	2	▲	-	+2	
	Voluntary Continuing Services and Support Agree	VA	2	▼	-71.4%	-5	
	Civil Violation	CI	1	▲	-	+1	
	Child at Risk	RI	0	▼	-100.0%	-6	
	Motion - Protective Order	MP	0	▼	-100.0%	-2	
		<b>Total</b>		<b>2,433</b>	▼	<b>-22.0%</b>	<b>-687</b>
	<b>GRAND TOTAL</b>			<b>5,628</b>	▼	<b>-17.4%</b>	<b>-1,189</b>

Dispositions by Major Case Category\*\*

Category	Summary	Change	% Change	Absolute Change
Adult Criminal	1,394	▲	-4.5%	-65
Child Dependency	108	▲	+45.9%	+34

\* Compared to same time period as previous year  
 \*\* Case Type Categories are defined in the 2017 Virginia Judicial Workload Assessment  
 The data reported reflect the case management system. The case types reported may not necessitate judicial involvement.

**CPSS - JCMS CASELOAD STATISTICS OF THE JUVENILE & DOMESTIC RELATIONS DISTRICT COURTS**  
 January 2024 thru November 2024 Dispositions (Compared to January 2023 thru November 2023)

Child in Need of Services/Supervision	4	▲	-	+4
Custody and Visitation	1,420	▲	-5.6%	-84
Delinquency	404	▲	-21.2%	-109
Juvenile Miscellaneous	57	▼	-28.8%	-23
New to Workload Study	1	▲	-	+1
Other	909	▼	-51.2%	-952
Protective Orders	330	▼	+3.8%	+12
Support	950	▲	-0.9%	-9
Traffic	51	▲	+4.1%	+2
<b>GRAND TOTAL</b>	<b>5,628</b>	▼	-17.4%	-1,189

\* Compared to same time period as previous year

\*\* Case Type Categories are defined in the 2017 Virginia Judicial Workload Assessment

The data reported reflect the case management system. The case types reported may not necessitate judicial involvement.

2024 Overall GRAND TOTAL		Distribution of Caseload		Change*		Percentage (%) of Caseload			
<b>901</b> +143 18.9% 	2024 2023	Adult	468	52%	22.5% ▲	+86	Adult	2023 50.4%	2024 51.9%
		Juvenile	433	48%	15.2% ▲	+57	Juvenile	49.6%	48.1%
<b>GRAND TOTAL</b>		<b>901</b>	100%	18.9% ▲	+143	<b>GRAND TOTAL</b>	100%	100%	

Dispositions by Division & Code

Division	Case Type Description	Code	Summary	Change	% Change	Absolute Change
<b>Adult</b>	Misdemeanor	CM	114	▲	+72.7%	+48
	Civil Support	VS	85	▲	+6.3%	+5
	Other	OT	80	▲	+12.7%	+9
	Show Cause	SC	77	▲	+8.5%	+6
	Capias	CA	39	▲	+56.0%	+14
	Felony	CF	33	▲	+83.3%	+15
	Family Abuse - Protective Order	FP	29	▼	-29.3%	-12
	Non-Family Abuse Protective Order	AP	5	▲	-	+5
	Motion - Protective Order	MP	2	▼	-50.0%	-2
	Emergency Substantial Risk Order	SR	1	▲	-	+1
	Remand Support	RS	1	▼	-80.0%	-4
	Restricted License for Non-Support	SL	1	▲	-	+1
	Violation of Protective Order	PV	1	▲	-	+1
	Protective Order	PC	0	▼	-100.0%	-1
Total			<b>468</b>	▲	<b>22.5%</b>	<b>+86</b>
<b>Juvenile</b>	Custody Visitation	CV	200	↔	-	-
	Misdemeanor	DM	69	↔	-	-
	Traffic	T	56	▲	+12.0%	+6
	Abuse and Neglect	AN	33	▲	+175.0%	+21
	Felony	DF	20	▲	+185.7%	+13
	Non-Family Abuse Protective Order	AP	13	▲	+550.0%	+11
	Show Cause	SC	8	▼	+14.3%	+1
	Foster Care Review	FC	7	▲	+250.0%	+5
	Paternity	PT	7	▲	+133.3%	+4
	Capias	CA	4	▲	+300.0%	+3
	Civil Violation	CI	4	▲	+100.0%	+2
	Permanency Planning	PH	3	▼	-25.0%	-1
	Emergency Custody Order	EC	2	▲	-	+2
	Initial Foster Care	IF	2	▼	-50.0%	-2
	Remand Custody	RC	2	▼	-50.0%	-2
	Remand Visitation	RV	2	↔	-	-
	Child In Need of Services	CS	1	▲	-	+1
	Child at Risk	RI	0	▼	-100.0%	-1
	Family Abuse - Protective Order	FP	0	▼	-100.0%	-1
	Other	OT	0	▼	-100.0%	-1
	Relief of Custody	CR	0	▼	-100.0%	-1
	Status	ST	0	▼	-100.0%	-1
	Terminate Parental Rights	TP	0	▼	-100.0%	-2
Total			<b>433</b>	▲	<b>15.2%</b>	<b>+57</b>
<b>GRAND TOTAL</b>			<b>901</b>	▲	<b>18.9%</b>	<b>+143</b>

Dispositions by Major Case Category\*\*

Category	Summary	Change	% Change	Absolute Change
Adult Criminal	205	▲	+43.4%	+62
Child Dependency	45	▲	+73.1%	+19
Child in Need of Services/Supervision	1	▲	-	0
Custody and Visitation	207	▲	+2.0%	+4

\* Compared to same time period as previous year  
 \*\* Case Type Categories are defined in the 2017 Virginia Judicial Workload Assessment  
 The data reported reflect the case management system. The case types reported may not necessitate judicial involvement.

**CPSS - JCMS CASELOAD STATISTICS OF THE JUVENILE & DOMESTIC RELATIONS DISTRICT COURTS**  
 January 2024 thru November 2024 Dispositions (Compared to January 2023 thru November 2023)

**Brunswick**

District: 6 FIPS: 025

Delinquency	101	▲	+21.7%	+18
Juvenile Miscellaneous	0	▼	-100.0%	-1
New to Workload Study	5	▲	+150.0%	+3
Other	87	▲	+4.8%	+4
Protective Orders	49	▲	+2.1%	+1
Support	145	▲	+22.9%	+27
Traffic	56	▲	+12.0%	+6
<b>GRAND TOTAL</b>	<b>901</b>	▲	18.9%	+143

\* Compared to same time period as previous year

\*\* Case Type Categories are defined in the 2017 Virginia Judicial Workload Assessment

The data reported reflect the case management system. The case types reported may not necessitate judicial involvement.

2024 Overall GRAND TOTAL		Distribution of Caseload		Change*		Percentage (%) of Caseload			
<b>591</b> 	+9	<b>Adult</b>	335	57%	10.2% ▲	+31	<b>Adult</b>	52.2%	56.7%
	1.5%	<b>Juvenile</b>	256	43%	-7.9% ▼	-22	<b>Juvenile</b>	47.8%	43.3%
<b>GRAND TOTAL</b>		<b>591</b>	100%	1.5% ▲	+9	<b>GRAND TOTAL</b>	100%	100%	

Dispositions by Division & Code

Division	Case Type Description	Code	Summary	Change	% Change	Absolute Change
<b>Adult</b>	Misdemeanor	CM	91	▲	+71.7%	+38
	Show Cause	SC	60	▼	-4.8%	-3
	Other	OT	55	▼		-
	Civil Support	VS	51	▼	-15.0%	-9
	Capias	CA	25	▲	+4.2%	+1
	Felony	CF	24	↔		-
	Family Abuse - Protective Order	FP	21	▲	+5.0%	+1
	Non-Family Abuse Protective Order	AP	6	▲	+200.0%	+4
	Motion - Protective Order	MP	2	▲	-	+2
	Restricted License for Non-Support	SL	0	▼	-100.0%	-2
	Violation Family Abuse Protective Order	PS	0	▼	-100.0%	-1
	Total			<b>335</b>	▲	<b>10.2%</b>
<b>Juvenile</b>	Custody Visitation	CV	121	▼	-9.7%	-13
	Misdemeanor	DM	38	▼	-30.9%	-17
	Terminate Parental Rights	TP	14	▲	+366.7%	+11
	Felony	DF	12	▲	+140.0%	+7
	Foster Care Review	FC	12	▲	+140.0%	+7
	Traffic	T	12	▼	-50.0%	-12
	Status	ST	10	▲	-	+10
	Paternity	PT	8	↔		-
	Abuse and Neglect	AN	7	▼	-36.4%	-4
	Permanency Planning	PH	7	▼	-22.2%	-2
	Initial Foster Care	IF	4	▼	-55.6%	-5
	Voluntary Continuing Services and Support Agreem	VA	3	▲	+50.0%	+1
	Capias	CA	2	▲	+100.0%	+1
	Temporary Detention Order	TD	2	▲	+100.0%	+1
	Child In Need of Services	CS	1	↔		-
	Civil Violation	CI	1	▲	-	+1
	Remand Custody	RC	1	▲	-	+1
	Show Cause	SC	1	▼	-80.0%	-4
	Non-Family Abuse Protective Order	AP	0	▼	-100.0%	-2
	Special Immigrant Juvenile Status	SI	0	▼	-100.0%	-1
Truancy	TR	0	▼	-100.0%	-2	
Total			<b>256</b>	▼	<b>-7.9%</b>	<b>-22</b>
<b>GRAND TOTAL</b>			<b>591</b>	▲	<b>1.5%</b>	<b>+9</b>

Dispositions by Major Case Category\*\*

Category	Summary	Change	% Change	Absolute Change
Adult Criminal	168	▲	+38.8%	+47
Child Dependency	47	▲	+20.5%	+8
Child in Need of Services/Supervision	1	▼	-66.7%	-2
Custody and Visitation	129	▼	-9.2%	-13
Delinquency	53	▲	-19.7%	-13
Juvenile Miscellaneous	10	▲	-	+10
New to Workload Study	1	▲		0
Other	58	▲	+3.6%	+2

\* Compared to same time period as previous year  
 \*\* Case Type Categories are defined in the 2017 Virginia Judicial Workload Assessment  
 The data reported reflect the case management system. The case types reported may not necessitate judicial involvement.

**CPSS - JCMS CASELOAD STATISTICS OF THE JUVENILE & DOMESTIC RELATIONS DISTRICT COURTS**  
 January 2024 thru November 2024 Dispositions (Compared to January 2023 thru November 2023)

Protective Orders	29	▲	+20.8%	+5
Support	83	▼	-21.7%	-23
Traffic	12	▼	-50.0%	-12
<b>GRAND TOTAL</b>	<b>591</b>	▲	1.5%	+9

\* Compared to same time period as previous year

\*\* Case Type Categories are defined in the 2017 Virginia Judicial Workload Assessment

The data reported reflect the case management system. The case types reported may not necessitate judicial involvement.

2024 Overall GRAND TOTAL		Distribution of Caseload		Change*		Percentage (%) of Caseload			
<b>517</b> +29 5.9% 		<b>Adult</b>	276	53%	26.6% ▲	+58	<b>Adult</b>	44.7%	53.4%
		<b>Juvenile</b>	241	47%	-10.7% ▼	-29	<b>Juvenile</b>	55.3%	46.6%
		<b>GRAND TOTAL</b>	<b>517</b>	100%	5.9% ▲	+29	<b>GRAND TOTAL</b>	100%	100%

Dispositions by Division & Code

Division	Case Type Description	Code	Summary	Change	% Change	Absolute Change
<b>Adult</b>	Other	OT	56	▲	+47.4%	+18
	Misdemeanor	CM	48	▲	+54.8%	+17
	Show Cause	SC	47	▼	-7.8%	-4
	Civil Support	VS	45	▲	+2.3%	+1
	Felony	CF	40	▲	+471.4%	+33
	Capias	CA	23	▼	-37.8%	-14
	Family Abuse - Protective Order	FP	15	▲	+87.5%	+7
	Remand Support	RS	1	▲	-	+1
	Restricted License for Non-Support	SL	1	↔	-	-
	Non-Family Abuse Protective Order	AP	0	▼	-100.0%	-1
	<b>Total</b>		<b>276</b>	▲	<b>26.6%</b>	<b>+58</b>
<b>Juvenile</b>	Custody Visitation	CV	104	▼	-21.2%	-28
	Misdemeanor	DM	51	▲	+50.0%	+17
	Traffic	T	17	▼	-32.0%	-8
	Felony	DF	15	▲	+66.7%	+6
	Foster Care Review	FC	15	▼	-6.3%	-1
	Emergency Custody Order	EC	7	▼	-46.2%	-6
	Temporary Detention Order	TD	5	▼	-28.6%	-2
	Permanency Planning	PH	4	▲	+33.3%	+1
	Status	ST	4	▲	+100.0%	+2
	Remand Visitation	RV	3	▲	-	+3
	Show Cause	SC	3	▲	+200.0%	+2
	Abuse and Neglect	AN	2	▼	-33.3%	-1
	Child In Need of Services	CS	2	▼	-50.0%	-2
	Initial Foster Care	IF	2	↔	-	-
	Non-Family Abuse Protective Order	AP	2	▲	-	+2
	Paternity	PT	2	▼	-60.0%	-3
	Remand Custody	RC	2	▲	-	+2
	Truancy	TR	1	▲	-	+1
	Civil Violation	CI	0	▼	-100.0%	-1
	Qualified Residential Treatment	QR	0	▼	-100.0%	-1
Terminate Parental Rights	TP	0	▼	-100.0%	-12	
	<b>Total</b>		<b>241</b>	▼	<b>-10.7%</b>	<b>-29</b>
<b>GRAND TOTAL</b>			<b>517</b>	▲	5.9%	+29

Dispositions by Major Case Category\*\*

Category	Summary	Change	% Change	Absolute Change
Adult Criminal	136	▲	+40.2%	+39
Child Dependency	23	▼	-37.8%	-14
Child in Need of Services/Supervision	3	▲	-25.0%	-1
Custody and Visitation	106	▼	-22.6%	-31
Delinquency	69	▲	+56.8%	+25
Juvenile Miscellaneous	4	▲	+100.0%	+2
New to Workload Study	0	▼	-100.0%	-1
Other	74	▲	+27.6%	+16
Protective Orders	17	▲	+88.9%	+8

\* Compared to same time period as previous year

\*\* Case Type Categories are defined in the 2017 Virginia Judicial Workload Assessment

The data reported reflect the case management system. The case types reported may not necessitate judicial involvement.

**CPSS - JCMS CASELOAD STATISTICS OF THE JUVENILE & DOMESTIC RELATIONS DISTRICT COURTS**  
 January 2024 thru November 2024 Dispositions (Compared to January 2023 thru November 2023)

**Greenville**

District: 6 FIPS: 081

Support	68	▼	-8.1%	-6
Traffic	17	▼	-32.0%	-8
<b>GRAND TOTAL</b>	<b>517</b>	▲	5.9%	+29

\* Compared to same time period as previous year

\*\* Case Type Categories are defined in the 2017 Virginia Judicial Workload Assessment

The data reported reflect the case management system. The case types reported may not necessitate judicial involvement.



2024 Overall GRAND TOTAL		Distribution of Caseload		Change*		Percentage (%) of Caseload		
<b>2,121</b>	-181 -7.9%	<b>Adult</b>	1,151 54%	1.0% ▲	+11	<b>Adult</b>	49.5%	54.3%
2024		<b>Juvenile</b>	970 46%	-16.5% ▼	-192	<b>Juvenile</b>	50.5%	45.7%
2023		<b>GRAND TOTAL</b>	<b>2,121</b> 100%	-7.9% ▼	-181	<b>GRAND TOTAL</b>	100%	100%

Dispositions by Division & Code

Division	Case Type Description	Code	Summary	Change	% Change	Absolute Change	
<b>Adult</b>	Misdemeanor	CM	240	▼	-8.4%	-22	
	Civil Support	VS	220	▲	+20.9%	+38	
	Show Cause	SC	217	▼	-11.1%	-27	
	Other	OT	132	▼	-13.7%	-21	
	Family Abuse - Protective Order	FP	124	▲	+2.5%	+3	
	Capias	CA	103	▲	+12.0%	+11	
	Felony	CF	84	▲	+47.4%	+27	
	Motion - Protective Order	MP	17	▲	+70.0%	+7	
	Violation of Protective Order	PV	9	▲	+125.0%	+5	
	Violation Family Abuse Protective Order	PS	2	▲	-	+2	
	Bond Forfeiture	BF	1	▲	-	+1	
	Non-Family Abuse Protective Order	AP	1	▼	-85.7%	-6	
	Restricted License for Non-Support	SL	1	↔	-	-	
	Emergency Substantial Risk Order	SR	0	▼	-100.0%	-4	
	Protective Order	PC	0	▼	-100.0%	-1	
Remand Support	RS	0	▼	-100.0%	-2		
	<b>Total</b>		<b>1,151</b>	<b>▲</b>	<b>1.0%</b>	<b>+11</b>	
<b>Juvenile</b>	Custody Visitation	CV	544	▼	-19.5%	-132	
	Misdemeanor	DM	96	▼	-28.9%	-39	
	Traffic	T	63	▲	+31.3%	+15	
	Foster Care Review	FC	50	▲	+13.6%	+6	
	Felony	DF	47	↔	-	-	
	Abuse and Neglect	AN	26	▼	-39.5%	-17	
	Permanency Planning	PH	18	▼	-10.0%	-2	
	Initial Foster Care	IF	17	↔	-	-	
	Non-Family Abuse Protective Order	AP	13	▼	-27.8%	-5	
	Show Cause	SC	13	▲	-13.3%	-2	
	Emergency Custody Order	EC	12	▲	+9.1%	+1	
	Paternity	PT	11	▲	+120.0%	+6	
	Truancy	TR	11	▼	-21.4%	-3	
	Temporary Detention Order	TD	9	▲	+28.6%	+2	
	Status	ST	8	▼	-46.7%	-7	
	Terminate Parental Rights	TP	7	▼	-65.0%	-13	
	Mental Commitment	MC	6	▲	+50.0%	+2	
	Capias	CA	4	▲	-	+4	
	Civil Violation	CI	4	▲	+100.0%	+2	
	Relief of Custody	CR	4	▲	+100.0%	+2	
	Remand Custody	RC	2	▼	-33.3%	-1	
	Remand Visitation	RV	2	▼	-33.3%	-1	
	Voluntary Continuing Services and Support Agreen	VA	2	↔	-	-	
	Other	OT	1	▲	-	+1	
	Child In Need of Services	CS	0	▼	-100.0%	-1	
	Family Abuse - Protective Order	FP	0	▼	-100.0%	-1	
	Motion - Protective Order	MP	0	▼	-100.0%	-3	
	Qualified Residential Treatment	QR	0	▼	-100.0%	-3	
	Special Immigrant Juvenile Status	SI	0	▼	-100.0%	-3	
		<b>Total</b>		<b>970</b>	<b>▼</b>	<b>-16.5%</b>	<b>-192</b>
		<b>GRAND TOTAL</b>		<b>2,121</b>	<b>▼</b>	<b>-7.9%</b>	<b>-181</b>

\* Compared to same time period as previous year      \*\* Case Type Categories are defined in the 2017 Virginia Judicial Workload Assessment  
 The data reported reflect the case management system. The case types reported may not necessitate judicial involvement.

Dispositions by Major Case Category\*\*

Category	Summary	Change	% Change	Absolute Change
Adult Criminal	543	▲	-3.2%	-18
Child Dependency	124	▼	-17.9%	-27
Child in Need of Services/Supervision	16	▲	+6.7%	+1
Custody and Visitation	555	▲	-18.5%	-126
Delinquency	155	▲	-21.3%	-42
Juvenile Miscellaneous	9	▲	-40.0%	-6
New to Workload Study	4	▼	-55.6%	-5
Other	163	▼	-10.9%	-20
Protective Orders	155	▼	-3.1%	-5
Support	334	▲	+18.4%	+52
Traffic	63	▲	+31.3%	+15
<b>GRAND TOTAL</b>	<b>2,121</b>	▼	-7.9%	-181

\* Compared to same time period as previous year

\*\* Case Type Categories are defined in the 2017 Virginia Judicial Workload Assessment

The data reported reflect the case management system. The case types reported may not necessitate judicial involvement.

2024 Overall GRAND TOTAL		Distribution of Caseload			Change*		Percentage (%) of Caseload		
<b>1,840</b>	+236 14.7%	<b>Adult</b>	937	51%	10.5% ▲	+89	<b>Adult</b>	52.9%	50.9%
2024		<b>Juvenile</b>	903	49%	19.4% ▲	+147	<b>Juvenile</b>	47.1%	49.1%
2023		<b>GRAND TOTAL</b>	<b>1,840</b>	100%	14.7% ▲	+236	<b>GRAND TOTAL</b>	100%	100%

Dispositions by Division & Code

Division	Case Type Description	Code	Summary	Change	% Change	Absolute Change
<b>Adult</b>	Misdemeanor	CM	237	▲	+19.7%	+39
	Other	OT	165	▲	+55.7%	+59
	Civil Support	VS	159	▼	-14.5%	-27
	Family Abuse - Protective Order	FP	130	▲	+35.4%	+34
	Show Cause	SC	112	▲	+0.9%	+1
	Felony	CF	59	▼	-11.9%	-8
	Capias	CA	53	▼	-18.5%	-12
	Motion - Protective Order	MP	11	▼	-15.4%	-2
	Non-Family Abuse Protective Order	AP	8	▲	+100.0%	+4
	Remand Support	RS	3	▲	-	+3
	Protective Order	PC	0	▼	-100.0%	-2
		<b>Total</b>		<b>937</b>	<b>▲</b>	<b>10.5%</b>
<b>Juvenile</b>	Custody Visitation	CV	529	▲	+10.2%	+49
	Misdemeanor	DM	141	▲	+54.9%	+50
	Felony	DF	67	▲	+24.1%	+13
	Traffic	T	53	▲	+17.8%	+8
	Non-Family Abuse Protective Order	AP	26	▲	+23.8%	+5
	Civil Violation	CI	17	▲	+30.8%	+4
	Show Cause	SC	16	▲	+128.6%	+9
	Family Abuse - Protective Order	FP	12	▲	+1,100.0%	+11
	Foster Care Review	FC	12	▲	+71.4%	+5
	Capias	CA	9	▲	+50.0%	+3
	Terminate Parental Rights	TP	6	▲	-	+6
	Paternity	PT	5	▲	+25.0%	+1
	Remand Custody	RC	3	▲	-	+3
	Abuse and Neglect	AN	2	▼	-81.8%	-9
	Initial Foster Care	IF	2	▼	-75.0%	-6
	Permanency Planning	PH	1	▼	-66.7%	-2
	Remand Visitation	RV	1	▲	-	+1
	Special Immigrant Juvenile Status	SI	1	▲	-	+1
	Restoration of Parental Rights	RR	0	▼	-100.0%	-2
	Status	ST	0	▼	-100.0%	-2
Truancy	TR	0	▼	-100.0%	-1	
	<b>Total</b>		<b>903</b>	<b>▲</b>	<b>19.4%</b>	<b>+147</b>
<b>GRAND TOTAL</b>			<b>1,840</b>	<b>▲</b>	<b>14.7%</b>	<b>+236</b>

Dispositions by Major Case Category\*\*

Category	Summary	Change	% Change	Absolute Change
Adult Criminal	436	▼	+3.6%	+15
Child Dependency	23	▲	-20.7%	-6
Child in Need of Services/Supervision	0	▼	-100.0%	-1
Custody and Visitation	534	▲	+10.3%	+50
Delinquency	233	▲	+47.5%	+75
Juvenile Miscellaneous	0	▼	-100.0%	-2
New to Workload Study	18	▲	+38.5%	+5
Other	172	▲	+59.3%	+64

\* Compared to same time period as previous year  
 \*\* Case Type Categories are defined in the 2017 Virginia Judicial Workload Assessment  
 The data reported reflect the case management system. The case types reported may not necessitate judicial involvement.

Protective Orders	187	▲	+38.5%	+52
Support	184	▼	-11.5%	-24
Traffic	53	▲	+17.8%	+8
<b>GRAND TOTAL</b>	<b>1,840</b>	▲	14.7%	+236

\* Compared to same time period as previous year

\*\* Case Type Categories are defined in the 2017 Virginia Judicial Workload Assessment

The data reported reflect the case management system. The case types reported may not necessitate judicial involvement.

2024 Overall GRAND TOTAL		Distribution of Caseload		Change*		Percentage (%) of Caseload			
2024	231	Adult	143	62%	17.2% ▲	+21	Adult	2023	2024
		Juvenile	88	38%	31.3% ▲	+21	Juvenile	64.6%	61.9%
2023	199	GRAND TOTAL	231	100%	22.2% ▲	+42	GRAND TOTAL	100%	100%

Dispositions by Division & Code

Division	Case Type Description	Code	Summary	Change	% Change	Absolute Change
Adult	Civil Support	VS	39	▲	+77.3%	+17
	Misdemeanor	CM	29	▼	-19.4%	-7
	Other	OT	21	▼	-34.4%	-11
	Show Cause	SC	21	▲	+61.5%	+8
	Family Abuse - Protective Order	FP	17	▲	+112.5%	+9
	Capias	CA	10	▲	+150.0%	+6
	Felony	CF	5	↔		-
	Motion - Protective Order	MP	1	↔		-
	Non-Family Abuse Protective Order	AP	0	▼	-100.0%	-1
	Total		143	▲	17.2%	+21
Juvenile	Custody Visitation	CV	74	▲	+39.6%	+21
	Traffic	T	4	▼	-50.0%	-4
	Paternity	PT	3	▲	+50.0%	+1
	Foster Care Review	FC	2	▲	+100.0%	+1
	Misdemeanor	DM	2	▲	+100.0%	+1
	Non-Family Abuse Protective Order	AP	2	▲	-	+2
	Child In Need of Services	CS	1	▲	-	+1
	Felony	DF	0	▼	-100.0%	-1
	Truancy	TR	0	▼	-100.0%	-1
Total		88	▲	31.3%	+21	
<b>GRAND TOTAL</b>			<b>231</b>	▲	22.2%	+42

Dispositions by Major Case Category\*\*

Category	Summary	Change	% Change	Absolute Change		
Adult Criminal	48	▲	-2.0%	-1		
Child Dependency	2	▲	+100.0%	+1		
Child in Need of Services/Supervision	1	▲		0		
Custody and Visitation	77	▲	+40.0%	+22		
Delinquency	2	↔		0		
Other	21	▼	-34.4%	-11		
Protective Orders	20	▲	+100.0%	+10		
Support	56	▲	+80.6%	+25		
Traffic	4	▼	-50.0%	-4		
<b>GRAND TOTAL</b>			<b>231</b>	▲	22.2%	+42

\* Compared to same time period as previous year

\*\* Case Type Categories are defined in the 2017 Virginia Judicial Workload Assessment

The data reported reflect the case management system. The case types reported may not necessitate judicial involvement.

2024 Overall GRAND TOTAL		Distribution of Caseload		Change*		Percentage (%) of Caseload		
<b>582</b>	-32 -5.2%	<b>Adult</b>	272 47%	-8.4% ▼	-25	<b>Adult</b>	48.4%	46.7%
2024		<b>Juvenile</b>	310 53%	-2.2% ▼	-7	<b>Juvenile</b>	51.6%	53.3%
2023		<b>GRAND TOTAL</b>	<b>582</b> 100%	-5.2% ▼	-32	<b>GRAND TOTAL</b>	100%	100%

Dispositions by Division & Code

Division	Case Type Description	Code	Summary	Change	% Change	Absolute Change
<b>Adult</b>	Show Cause	SC	59	▼	-1.7%	-1
	Misdemeanor	CM	56	▼	-37.1%	-33
	Civil Support	VS	55	▲	+12.2%	+6
	Other	OT	37	▲	+208.3%	+25
	Family Abuse - Protective Order	FP	34	▲	+13.3%	+4
	Felony	CF	19	▼	-17.4%	-4
	Capias	CA	11	▼	-63.3%	-19
	Motion - Protective Order	MP	1	▼	-66.7%	-2
	Restricted License for Non-Support	SL	0	▼	-100.0%	-1
	<b>Total</b>			<b>272</b>	▼	<b>-8.4%</b>
<b>Juvenile</b>	Custody Visitation	CV	139	▲	+61.6%	+53
	Traffic	T	49	▲	+6.5%	+3
	Misdemeanor	DM	31	▼	-46.6%	-27
	Permanency Planning	PH	23	▲	+666.7%	+20
	Foster Care Review	FC	22	▼	-57.7%	-30
	Felony	DF	17	▲	+88.9%	+8
	Abuse and Neglect	AN	12	▼	-61.3%	-19
	Paternity	PT	4	▲	-	+4
	Status	ST	3	▲	-50.0%	-3
	Show Cause	SC	2	▲	+100.0%	+1
	Special Immigrant Juvenile Status	SI	2	▲	-	+2
	Temporary Detention Order	TD	2	▲	-	+2
	Capias	CA	1	▲	-	+1
	Child In Need of Services	CS	1	▼	-66.7%	-2
	Civil Violation	CI	1	↔	-	-
	Terminate Parental Rights	TP	1	▼	-66.7%	-2
	Emergency Custody Order	EC	0	▼	-100.0%	-1
	Family Abuse - Protective Order	FP	0	▼	-100.0%	-2
	Initial Foster Care	IF	0	▼	-100.0%	-7
	Non-Family Abuse Protective Order	AP	0	▼	-100.0%	-4
	Other	OT	0	▼	-100.0%	-1
	Remand Custody	RC	0	▼	-100.0%	-1
Remand Visitation	RV	0	▼	-100.0%	-1	
Truancy	TR	0	▼	-100.0%	-1	
<b>Total</b>			<b>310</b>	▼	<b>-2.2%</b>	<b>-7</b>
<b>GRAND TOTAL</b>			<b>582</b>	▼	<b>-5.2%</b>	<b>-32</b>

Dispositions by Major Case Category\*\*

Category	Summary	Change	% Change	Absolute Change
Adult Criminal	131	▼	-18.6%	-30
Child Dependency	58	▲	-39.6%	-38
Child in Need of Services/Supervision	2	▲	-50.0%	-2
Custody and Visitation	143	▲	+66.3%	+57
Delinquency	50	▲	-26.5%	-18
Juvenile Miscellaneous	3	▲	-50.0%	-3
New to Workload Study	3	▲	+200.0%	+2

\* Compared to same time period as previous year  
 \*\* Case Type Categories are defined in the 2017 Virginia Judicial Workload Assessment  
 The data reported reflect the case management system. The case types reported may not necessitate judicial involvement.

**CPSS - JCMS CASELOAD STATISTICS OF THE JUVENILE & DOMESTIC RELATIONS DISTRICT COURTS**  
 January 2024 thru November 2024 Dispositions (Compared to January 2023 thru November 2023)

Other	39	▲	+143.8%	+23
Protective Orders	35	▼	-10.3%	-4
Support	69	▼	-24.2%	-22
Traffic	49	▲	+6.5%	+3
<b>GRAND TOTAL</b>	<b>582</b>	▼	-5.2%	-32

\* Compared to same time period as previous year  
 \*\* Case Type Categories are defined in the 2017 Virginia Judicial Workload Assessment  
 The data reported reflect the case management system. The case types reported may not necessitate judicial involvement.

2024 Overall GRAND TOTAL		Distribution of Caseload			Change*		Percentage (%) of Caseload		
<b>13,700</b> +752 5.8% 		<b>Adult</b>	8,686	63%	5.1% ▲	+425	<b>Adult</b>	2023 63.8%	2024 63.4%
		<b>Juvenile</b>	5,014	37%	7.0% ▲	+327	<b>Juvenile</b>	36.2%	36.6%
		<b>GRAND TOTAL</b>	<b>13,700</b>	100%	5.8% ▲	+752	<b>GRAND TOTAL</b>	100%	100%

Dispositions by Division & Code

Division	Case Type Description	Code	Summary	Change	% Change	Absolute Change	
<b>Adult</b>	Misdemeanor	CM	2,327	▲	+11.1%	+233	
	Other	OT	1,522	▼	+0.7%	+11	
	Show Cause	SC	1,374	▼	+2.3%	+31	
	Civil Support	VS	1,194	▲	+9.1%	+100	
	Felony	CF	848	▲	+26.6%	+178	
	Capias	CA	768	▼	-16.6%	-153	
	Family Abuse - Protective Order	FP	555	▲	+6.1%	+32	
	Violation of Protective Order	PV	27	▼	-6.9%	-2	
	Non-Family Abuse Protective Order	AP	26	▼	-3.7%	-1	
	Motion - Protective Order	MP	20	▼	-13.0%	-3	
	Remand Support	RS	18	▼	-10.0%	-2	
	Bond Forfeiture	BF	3	↔	-	-	
	Protective Order	PC	2	▲	-	+2	
	Restricted License for Non-Support	SL	2	▼	-33.3%	-1	
	<b>Total</b>		<b>8,686</b>	<b>▲</b>	<b>5.1%</b>	<b>+425</b>	
<b>Juvenile</b>	Custody Visitation	CV	2,639	▼	-7.6%	-216	
	Misdemeanor	DM	703	▲	+56.2%	+253	
	Felony	DF	258	▲	+17.3%	+38	
	Civil Violation	CI	181	▲	+115.5%	+97	
	Truancy	TR	160	▲	+21.2%	+28	
	Mental Commitment	MC	144	▲	+1.4%	+2	
	Status	ST	126	▼	+29.9%	+29	
	Traffic	T	109	▲	+23.9%	+21	
	Foster Care Review	FC	95	▲	+35.7%	+25	
	Non-Family Abuse Protective Order	AP	88	▲	+100.0%	+44	
	Abuse and Neglect	AN	78	▲	+5.4%	+4	
	Paternity	PT	76	▼	-13.6%	-12	
	Permanency Planning	PH	72	▲	+14.3%	+9	
	Initial Foster Care	IF	58	▲	+75.8%	+25	
	Show Cause	SC	58	▲	+56.8%	+21	
	Child In Need of Services	CS	52	▲	+40.5%	+15	
	Remand Custody	RC	31	▼	-20.5%	-8	
	Terminate Parental Rights	TP	30	▼	-34.8%	-16	
	Other	OT	18	▲	-33.3%	-9	
	Special Immigrant Juvenile Status	SI	14	▲	+250.0%	+10	
	Voluntary Continuing Services and Support Agree	VA	9	▲	+80.0%	+4	
	Family Abuse - Protective Order	FP	5	▲	+25.0%	+1	
	Temporary Detention Order	TD	5	▼	-84.4%	-27	
	Emergency Custody Order	EC	2	▼	-87.5%	-14	
	Capias	CA	1	▲	-	+1	
	Motion - Protective Order	MP	1	▲	-	+1	
	Remand Visitation	RV	1	▲	-	+1	
		<b>Total</b>		<b>5,014</b>	<b>▲</b>	<b>7.0%</b>	<b>+327</b>
	<b>GRAND TOTAL</b>			<b>13,700</b>	<b>▲</b>	<b>5.8%</b>	<b>+752</b>

\* Compared to same time period as previous year

\*\* Case Type Categories are defined in the 2017 Virginia Judicial Workload Assessment

The data reported reflect the case management system. The case types reported may not necessitate judicial involvement.



**Dispositions by Major Case Category\*\***

Category	Summary	Change	% Change	Absolute Change
Adult Criminal	4,916	▲	+7.9%	+358
Child Dependency	342	▲	+17.5%	+51
Child in Need of Services/Supervision	212	▲	+25.4%	+43
Custody and Visitation	2,715	▼	-7.7%	-228
Delinquency	1,020	▲	+44.3%	+313
Juvenile Miscellaneous	128	▲	+32.0%	+31
New to Workload Study	195	▲	+121.6%	+107
Other	1,739	▲	-2.7%	-48
Protective Orders	695	▲	+11.9%	+74
Support	1,629	▼	+1.9%	+30
Traffic	109	▲	+23.9%	+21
<b>GRAND TOTAL</b>	<b>13,700</b>	▲	5.8%	+752

\* Compared to same time period as previous year  
 \*\* Case Type Categories are defined in the 2017 Virginia Judicial Workload Assessment  
 The data reported reflect the case management system. The case types reported may not necessitate judicial involvement.

2024 Overall GRAND TOTAL		Distribution of Caseload		Change*		Percentage (%) of Caseload			
<b>10,150</b> 	+287 2.9%	<b>Adult</b>	5,643	56%	1.4% ▲	+80	<b>Adult</b>	56.4%	55.6%
		<b>Juvenile</b>	4,507	44%	4.8% ▲	+207	<b>Juvenile</b>	43.6%	44.4%
		<b>GRAND TOTAL</b>	<b>10,150</b>	100%	2.9% ▲	+287	<b>GRAND TOTAL</b>	100%	100%

Dispositions by Division & Code

Division	Case Type Description	Code	Summary	Change	% Change	Absolute Change
<b>Adult</b>	Misdemeanor	CM	1,256	▲	+8.4%	+97
	Show Cause	SC	1,155	▼	-2.6%	-31
	Other	OT	990	▼	-6.5%	-69
	Civil Support	VS	794	▲	+5.3%	+40
	Capias	CA	542	▼	-4.2%	-24
	Family Abuse - Protective Order	FP	399	▲	+0.8%	+3
	Felony	CF	345	▲	+6.5%	+21
	Remand Support	RS	94	▲	+51.6%	+32
	Non-Family Abuse Protective Order	AP	21	▲	+75.0%	+9
	Motion - Protective Order	MP	20	▲	+33.3%	+5
	Violation of Protective Order	PV	20	▼	-16.7%	-4
	Restricted License for Non-Support	SL	4	▼	-20.0%	-1
	Bond Forfeiture	BF	1	↔	-	-
	Criminal Support	CS	1	▲	-	+1
Return of Desposit (Bondsman)	RD	1	▲	-	+1	
	<b>Total</b>		<b>5,643</b>	<b>▲</b>	<b>1.4%</b>	<b>+80</b>
<b>Juvenile</b>	Custody Visitation	CV	2,697	▲	+1.0%	+28
	Misdemeanor	DM	431	▲	+17.8%	+65
	Felony	DF	181	▲	+5.8%	+10
	Truancy	TR	143	▲	+17.2%	+21
	Remand Visitation	RV	124	▲	+57.0%	+45
	Remand Custody	RC	122	▲	+50.6%	+41
	Paternity	PT	119	▲	+11.2%	+12
	Status	ST	118	▼	-25.3%	-40
	Traffic	T	78	▲	+25.8%	+16
	Permanency Planning	PH	66	▲	+3.1%	+2
	Foster Care Review	FC	61	▲	+48.8%	+20
	Temporary Detention Order	TD	60	▼	-24.1%	-19
	Abuse and Neglect	AN	44	▼	-50.0%	-44
	Terminate Parental Rights	TP	43	▲	+115.0%	+23
	Non-Family Abuse Protective Order	AP	35	▲	+25.0%	+7
	Show Cause	SC	30	▼	-3.2%	-1
	Emergency Custody Order	EC	29	▲	+123.1%	+16
	Voluntary Continuing Services and Support Agreen	VA	29	▲	+93.3%	+14
	Initial Foster Care	IF	27	▼	-42.6%	-20
	Family Abuse - Protective Order	FP	18	▲	+260.0%	+13
	Other	OT	15	▲	+275.0%	+11
	Capias	CA	11	▼	-31.3%	-5
	Civil Violation	CI	6	▼	-62.5%	-10
	Entrustment	ET	6	▲	+50.0%	+2
	Child In Need of Services	CS	5	▼	-28.6%	-2
	Relief of Custody	CR	4	↔	-	-
	Mental Commitment	MC	2	▲	+100.0%	+1
	Special Immigrant Juvenile Status	SI	2	▲	+100.0%	+1
	Juvenile Support	JS	1	▲	-	+1
	Emancipation	EP	0	▼	-100.0%	-1
		<b>Total</b>		<b>4,507</b>	<b>▲</b>	<b>4.8%</b>
	<b>GRAND TOTAL</b>		<b>10,150</b>	<b>▲</b>	<b>2.9%</b>	<b>+287</b>

\* Compared to same time period as previous year

\*\* Case Type Categories are defined in the 2017 Virginia Judicial Workload Assessment

The data reported reflect the case management system. The case types reported may not necessitate judicial involvement.

Dispositions by Major Case Category\*\*

Category	Summary	Change	% Change	Absolute Change
Adult Criminal	2,960	▼	+2.5%	+71
Child Dependency	280	▲	-1.1%	-3
Child in Need of Services/Supervision	148	▼	+8.8%	+12
Custody and Visitation	2,816	▲	+1.4%	+40
Delinquency	653	▲	+13.2%	+76
Juvenile Miscellaneous	118	▼	-25.8%	-41
New to Workload Study	8	▲	-52.9%	-9
Other	1,437	▲	+4.3%	+59
Protective Orders	493	▲	+8.1%	+37
Support	1,159	▲	+2.6%	+29
Traffic	78	▲	+25.8%	+16
<b>GRAND TOTAL</b>	<b>10,150</b>	▲	2.9%	+287

\* Compared to same time period as previous year

\*\* Case Type Categories are defined in the 2017 Virginia Judicial Workload Assessment

The data reported reflect the case management system. The case types reported may not necessitate judicial involvement.

2024 Overall GRAND TOTAL		Distribution of Caseload		Change*		Percentage (%) of Caseload		
<b>265</b> +27 11.3% 	Adult	151	57%	0.0%	0	Adult	2023	2024
	Juvenile	114	43%	31.0% ▲	+27	Juvenile	63.4%	57.0%
<b>GRAND TOTAL</b>		<b>265</b>	100%	11.3% ▲	+27	<b>GRAND TOTAL</b>	100%	100%

Dispositions by Division & Code

Division	Case Type Description	Code	Summary	Change	% Change	Absolute Change
<b>Adult</b>	Civil Support	VS	30	▲	+30.4%	+7
	Other	OT	30	▲	+30.4%	+7
	Misdemeanor	CM	26	▼	-13.3%	-4
	Show Cause	SC	26	▲	+36.8%	+7
	Family Abuse - Protective Order	FP	16	▼	-5.9%	-1
	Capias	CA	9	▼	-30.8%	-4
	Felony	CF	7	▼	-66.7%	-14
	Violation of Protective Order	PV	4	▲	+300.0%	+3
	Bond Forfeiture	BF	1	▼	-50.0%	-1
	Motion - Protective Order	MP	1	↔		-
	Remand Support	RS	1	↔		-
	Total			<b>151</b>		<b>0.0%</b>
<b>Juvenile</b>	Custody Visitation	CV	79	▲	+16.2%	+11
	Abuse and Neglect	AN	12	▲	+500.0%	+10
	Misdemeanor	DM	7	▲	+133.3%	+4
	Motion - Protective Order	MP	4	▲	-	+4
	Traffic	T	3	▲	+200.0%	+2
	Child In Need of Services	CS	2	▲	-	+2
	Paternity	PT	2	▲	-	+2
	Show Cause	SC	2	▲	-	+2
	Truancy	TR	2	▲	+100.0%	+1
	Felony	DF	1	▲	-	+1
	Child at Risk	RI	0	▼	-100.0%	-1
	Foster Care Review	FC	0	▼	-100.0%	-1
	Non-Family Abuse Protective Order	AP	0	▼	-100.0%	-2
	Remand Custody	RC	0	▼	-100.0%	-3
	Remand Visitation	RV	0	▼	-100.0%	-3
	Temporary Detention Order	TD	0	▼	-100.0%	-2
	Total			<b>114</b>	▲	<b>31.0%</b>
<b>GRAND TOTAL</b>			<b>265</b>	▲	11.3%	+27

Dispositions by Major Case Category\*\*

Category	Summary	Change	% Change	Absolute Change	
Adult Criminal	63	▲	-17.1%	-13	
Child Dependency	12	▲	+200.0%	+8	
Child in Need of Services/Supervision	4	▲	+300.0%	+3	
Custody and Visitation	81	▲	+19.1%	+13	
Delinquency	10	▲	+233.3%	+7	
Other	31	▲	-3.1%	-1	
Protective Orders	21	▲	+5.0%	+1	
Support	40	▲	+21.2%	+7	
Traffic	3	▲	+200.0%	+2	
<b>GRAND TOTAL</b>		<b>265</b>	▲	11.3%	+27

\* Compared to same time period as previous year

\*\* Case Type Categories are defined in the 2017 Virginia Judicial Workload Assessment

The data reported reflect the case management system. The case types reported may not necessitate judicial involvement.

2024 Overall GRAND TOTAL		Distribution of Caseload		Change*		Percentage (%) of Caseload			
<b>2,029</b>	-80 -3.8%	<b>Adult</b>	1,105	54%	-5.2% ▼	-61	<b>Adult</b>	55.3%	54.5%
2024		<b>Juvenile</b>	924	46%	-2.0% ▼	-19	<b>Juvenile</b>	44.7%	45.5%
2023		<b>GRAND TOTAL</b>	<b>2,029</b>	100%	-3.8% ▼	-80	<b>GRAND TOTAL</b>	100%	100%

Dispositions by Division & Code

Division	Case Type Description	Code	Summary	Change	% Change	Absolute Change	
<b>Adult</b>	Misdemeanor	CM	259	▲	+7.0%	+17	
	Show Cause	SC	225	▲	+15.4%	+30	
	Other	OT	198	▲	-11.2%	-25	
	Civil Support	VS	160	▼	-20.0%	-40	
	Family Abuse - Protective Order	FP	92	▼	-19.3%	-22	
	Felony	CF	47	▼	-17.5%	-10	
	Capias	CA	40	▼	-49.4%	-39	
	Remand Support	RS	29	▲	+163.6%	+18	
	Motion - Protective Order	MP	25	▲	+31.6%	+6	
	Violation of Protective Order	PV	22	▲	+100.0%	+11	
	Non-Family Abuse Protective Order	AP	7	▲	+16.7%	+1	
	Restricted License for Non-Support	SL	1	▼	-83.3%	-5	
	Bond Forfeiture	BF	0	▼	-100.0%	-1	
	Protective Order	PC	0	▼	-100.0%	-1	
	Violation Family Abuse Protective Order	PS	0	▼	-100.0%	-1	
	<b>Total</b>		<b>1,105</b>	▼	<b>-5.2%</b>	<b>-61</b>	
<b>Juvenile</b>	Custody Visitation	CV	576	▼	-9.7%	-62	
	Misdemeanor	DM	81	▲	+20.9%	+14	
	Remand Custody	RC	46	▲	+170.6%	+29	
	Remand Visitation	RV	45	▲	+136.8%	+26	
	Traffic	T	36	▼	-10.0%	-4	
	Status	ST	34	▲	+36.0%	+9	
	Foster Care Review	FC	13	▲	+30.0%	+3	
	Motion - Protective Order	MP	13	▲	+18.2%	+2	
	Temporary Detention Order	TD	10	▲	+11.1%	+1	
	Felony	DF	9	▼	-73.5%	-25	
	Other	OT	9	▲	+800.0%	+8	
	Permanency Planning	PH	9	↔		-	
	Child In Need of Services	CS	8	▲	+166.7%	+5	
	Non-Family Abuse Protective Order	AP	6	▼	-25.0%	-2	
	Abuse and Neglect	AN	5	▼	-50.0%	-5	
	Initial Foster Care	IF	5	▼	-28.6%	-2	
	Paternity	PT	5	▼	-28.6%	-2	
	Truancy	TR	3	▼	-50.0%	-3	
	Entrustment	ET	2	▲	-	+2	
	Show Cause	SC	2	▼	-80.0%	-8	
	Terminate Parental Rights	TP	2	▼	-33.3%	-1	
	Civil Violation	CI	1	▼	-85.7%	-6	
	Emancipation	EP	1	▲	-	+1	
	Emergency Custody Order	EC	1	↔		-	
	Relief of Custody	CR	1	▲	-	+1	
	Voluntary Continuing Services and Support Agree	VA	1	↔		-	
		<b>Total</b>		<b>924</b>	▼	<b>-2.0%</b>	<b>-19</b>
	<b>GRAND TOTAL</b>			<b>2,029</b>	▼	<b>-3.8%</b>	<b>-80</b>

\* Compared to same time period as previous year  
 \*\* Case Type Categories are defined in the 2017 Virginia Judicial Workload Assessment  
 The data reported reflect the case management system. The case types reported may not necessitate judicial involvement.

Dispositions by Major Case Category\*\*

Category	Summary	Change	% Change	Absolute Change
Adult Criminal	539	▼	-0.6%	-3
Child Dependency	38	▲	-5.0%	-2
Child in Need of Services/Supervision	11	▲	+22.2%	+2
Custody and Visitation	581	▼	-9.9%	-64
Delinquency	92	▼	-17.1%	-19
Juvenile Miscellaneous	35	▲	+40.0%	+10
New to Workload Study	1	▼	-85.7%	-6
Other	338	▲	+20.3%	+57
Protective Orders	143	▲	-9.5%	-15
Support	215	▼	-14.3%	-36
Traffic	36	▼	-10.0%	-4
<b>GRAND TOTAL</b>	<b>2,029</b>	▼	-3.8%	-80

\* Compared to same time period as previous year

\*\* Case Type Categories are defined in the 2017 Virginia Judicial Workload Assessment

The data reported reflect the case management system. The case types reported may not necessitate judicial involvement.

2024 Overall GRAND TOTAL		Distribution of Caseload		Change*		Percentage (%) of Caseload		
<b>445</b>	-11 -2.4%	<b>Adult</b>	213 48%	-4.1% ▼	-9	<b>Adult</b>	48.7%	47.9%
2024		<b>Juvenile</b>	232 52%	-0.9% ▼	-2	<b>Juvenile</b>	51.3%	52.1%
2023		<b>GRAND TOTAL</b>	<b>445</b> 100%	-2.4% ▼	-11	<b>GRAND TOTAL</b>	100%	100%

Dispositions by Division & Code

Division	Case Type Description	Code	Summary	Change	% Change	Absolute Change
<b>Adult</b>	Misdemeanor	CM	55	▲	+7.8%	+4
	Other	OT	46	▼	-32.4%	-22
	Civil Support	VS	37	↔		-
	Show Cause	SC	27	▲	+68.8%	+11
	Family Abuse - Protective Order	FP	23	▲	+15.0%	+3
	Capias	CA	12	▲	+500.0%	+10
	Felony	CF	5	▼	-66.7%	-10
	Motion - Protective Order	MP	4	↔		-
	Violation of Protective Order	PV	3	▼	-50.0%	-3
	Restricted License for Non-Support	SL	1	▲	-	+1
	Non-Family Abuse Protective Order	AP	0	▼	-100.0%	-3
	<b>Total</b>		<b>213</b>	▼	<b>-4.1%</b>	<b>-9</b>
<b>Juvenile</b>	Custody Visitation	CV	121	▼	-12.3%	-17
	Misdemeanor	DM	27	↔		-
	Traffic	T	17	▼	-62.2%	-28
	Foster Care Review	FC	14	▲	+1,300.0%	+13
	Abuse and Neglect	AN	13	▲	+1,200.0%	+12
	Non-Family Abuse Protective Order	AP	8	▲	-	+8
	Paternity	PT	6	▲	+100.0%	+3
	Permanency Planning	PH	5	▲	-	+5
	Felony	DF	4	▼	-20.0%	-1
	Initial Foster Care	IF	4	▲	+300.0%	+3
	Other	OT	3	▲	-	+3
	Show Cause	SC	3	↔		-
	Status	ST	2	▲	-	+2
	Truancy	TR	2	▼	-33.3%	-1
	Capias	CA	1	▲	-	+1
	Child In Need of Services	CS	1	↔		-
	Special Immigrant Juvenile Status	SI	1	▲	-	+1
	Civil Violation	CI	0	▼	-100.0%	-2
	Entrustment	ET	0	▼	-100.0%	-2
	Temporary Detention Order	TD	0	▼	-100.0%	-1
Voluntary Continuing Services and Support Agreem	VA	0	▼	-100.0%	-1	
	<b>Total</b>		<b>232</b>	▼	<b>-0.9%</b>	<b>-2</b>
<b>GRAND TOTAL</b>			<b>445</b>	▼	<b>-2.4%</b>	<b>-11</b>

Dispositions by Major Case Category\*\*

Category	Summary	Change	% Change	Absolute Change
Adult Criminal	89	▲	+8.5%	+7
Child Dependency	36	▲	+500.0%	+30
Child in Need of Services/Supervision	3	▼	-25.0%	-1
Custody and Visitation	127	▲	-9.9%	-14
Delinquency	35	▲		0
Juvenile Miscellaneous	2	▲	-	+2
New to Workload Study	1	▲	-50.0%	-1
Other	49	▲	-29.0%	-20

\* Compared to same time period as previous year  
 \*\* Case Type Categories are defined in the 2017 Virginia Judicial Workload Assessment  
 The data reported reflect the case management system. The case types reported may not necessitate judicial involvement.

Protective Orders	35	▲	+29.6%	+8
Support	51	▲	+13.3%	+6
Traffic	17	▼	-62.2%	-28
<b>GRAND TOTAL</b>	<b>445</b>	▼	-2.4%	-11

\* Compared to same time period as previous year

\*\* Case Type Categories are defined in the 2017 Virginia Judicial Workload Assessment

The data reported reflect the case management system. The case types reported may not necessitate judicial involvement.



2024 Overall GRAND TOTAL		Distribution of Caseload			Change*		Percentage (%) of Caseload		
<b>1,027</b> +68 7.1% 		<b>Adult</b>	613	60%	21.9% ▲	+110	<b>Adult</b>	52.5%	59.7%
		<b>Juvenile</b>	414	40%	-9.2% ▼	-42	<b>Juvenile</b>	47.5%	40.3%
		<b>GRAND TOTAL</b>	<b>1,027</b>	100%	7.1% ▲	+68	<b>GRAND TOTAL</b>	100%	100%

**Dispositions by Division & Code**

Division	Case Type Description	Code	Summary	Change	% Change	Absolute Change
<b>Adult</b>	Other	OT	139	▲	+43.3%	+42
	Misdemeanor	CM	128	▲	+13.3%	+15
	Show Cause	SC	103	▲	+68.9%	+42
	Civil Support	VS	102	▲	+2.0%	+2
	Family Abuse - Protective Order	FP	60	▲	+13.2%	+7
	Felony	CF	30	▲	+57.9%	+11
	Capias	CA	28	▼	-9.7%	-3
	Motion - Protective Order	MP	9	▼	-10.0%	-1
	Remand Support	RS	5	▲	+66.7%	+2
	Violation of Protective Order	PV	5	↔		-
	Criminal Support	CS	2	▲	-	+2
	Non-Family Abuse Protective Order	AP	2	▼	-77.8%	-7
	Protective Order	PC	0	▼	-100.0%	-1
	Restricted License for Non-Support	SL	0	▼	-100.0%	-1
	<b>Total</b>		<b>613</b>	<b>▲</b>	<b>21.9%</b>	<b>+110</b>
<b>Juvenile</b>	Custody Visitation	CV	267	▼	-19.3%	-64
	Misdemeanor	DM	50	▲	+2.0%	+1
	Traffic	T	32	▼	-3.0%	-1
	Truancy	TR	9	▲	+125.0%	+5
	Paternity	PT	8	▲	+100.0%	+4
	Felony	DF	7	▲	+40.0%	+2
	Show Cause	SC	6	▲	+20.0%	+1
	Terminate Parental Rights	TP	6	▲	-	+6
	Remand Custody	RC	5	▲	+66.7%	+2
	Remand Visitation	RV	5	▲	-	+5
	Foster Care Review	FC	4	▼	-20.0%	-1
	Non-Family Abuse Protective Order	AP	4	▲	+100.0%	+2
	Child In Need of Services	CS	3	▲	+50.0%	+1
	Status	ST	3	▲	+50.0%	+1
	Abuse and Neglect	AN	1	▼	-50.0%	-1
	Emergency Custody Order	EC	1	▲	-	+1
	Other	OT	1	▲	-	+1
	Permanency Planning	PH	1	▼	-75.0%	-3
	Temporary Detention Order	TD	1	▲	-	+1
	Civil Violation	CI	0	▼	-100.0%	-1
	Family Abuse - Protective Order	FP	0	▼	-100.0%	-2
	Initial Foster Care	IF	0	▼	-100.0%	-1
	Qualified Residential Treatment	QR	0	▼	-100.0%	-1
		<b>Total</b>		<b>414</b>	<b>▼</b>	<b>-9.2%</b>
	<b>GRAND TOTAL</b>		<b>1,027</b>	<b>▲</b>	<b>7.1%</b>	<b>+68</b>

**Dispositions by Major Case Category\*\***

Category	Summary	Change	% Change	Absolute Change
Adult Criminal	244	▼	+12.4%	+27
Child Dependency	12	▲	-7.7%	-1
Child in Need of Services/Supervision	12	▲	+100.0%	+6
Custody and Visitation	275	▲	-17.9%	-60

\* Compared to same time period as previous year  
 \*\* Case Type Categories are defined in the 2017 Virginia Judicial Workload Assessment  
 The data reported reflect the case management system. The case types reported may not necessitate judicial involvement.

Delinquency	63	▲	+6.8%	+4
Juvenile Miscellaneous	3	▲	+50.0%	+1
New to Workload Study	0	▼	-100.0%	-1
Other	157	▲	+52.4%	+54
Protective Orders	75	▼	-1.3%	-1
Support	154	▲	+35.1%	+40
Traffic	32	▼	-3.0%	-1
<b>GRAND TOTAL</b>	<b>1,027</b>	▲	7.1%	+68

2024 Overall GRAND TOTAL		Distribution of Caseload		Change*		Percentage (%) of Caseload			
<b>417</b> +15 3.7% 		<b>Adult</b>	184	44%	1.1% ▲	+2	<b>Adult</b>	45.3%	44.1%
		<b>Juvenile</b>	233	56%	5.9% ▲	+13	<b>Juvenile</b>	54.7%	55.9%
<b>GRAND TOTAL</b>		<b>417</b>	100%	3.7% ▲	+15	<b>GRAND TOTAL</b>	100%	100%	

Dispositions by Division & Code

Division	Case Type Description	Code	Summary	Change	% Change	Absolute Change
<b>Adult</b>	Misdemeanor	CM	47	▲	+62.1%	+18
	Other	OT	32	▼	-	-
	Show Cause	SC	32	▼	-17.9%	-7
	Civil Support	VS	28	▼	-37.8%	-17
	Family Abuse - Protective Order	FP	15	▲	+25.0%	+3
	Capias	CA	11	▼	-8.3%	-1
	Violation of Protective Order	PV	10	▲	-	+10
	Felony	CF	5	▼	-50.0%	-5
	Motion - Protective Order	MP	2	▲	+100.0%	+1
	Non-Family Abuse Protective Order	AP	1	↔	-	-
	Restricted License for Non-Support	SL	1	▲	-	+1
	Remand Support	RS	0	▼	-100.0%	-1
	Total			<b>184</b>	▲	<b>1.1%</b>
<b>Juvenile</b>	Custody Visitation	CV	135	▲	+5.5%	+7
	Abuse and Neglect	AN	16	▼	-11.1%	-2
	Status	ST	16	▲	+433.3%	+13
	Traffic	T	16	▲	+77.8%	+7
	Misdemeanor	DM	15	▼	-11.8%	-2
	Permanency Planning	PH	7	▲	+600.0%	+6
	Felony	DF	6	↔	-	-
	Initial Foster Care	IF	6	▼	-25.0%	-2
	Show Cause	SC	4	▲	+300.0%	+3
	Terminate Parental Rights	TP	4	▲	-	+4
	Truancy	TR	3	▼	-57.1%	-4
	Child In Need of Services	CS	1	▼	-75.0%	-3
	Entrustment	ET	1	↔	-	-
	Foster Care Review	FC	1	▼	-80.0%	-4
	Other	OT	1	▲	-	+1
	Paternity	PT	1	▼	-50.0%	-1
	Civil Violation	CI	0	▼	-100.0%	-1
	Emergency Custody Order	EC	0	▼	-100.0%	-1
	Motion - Protective Order	MP	0	▼	-100.0%	-2
	Remand Custody	RC	0	▼	-100.0%	-2
	Remand Visitation	RV	0	▼	-100.0%	-2
	Temporary Detention Order	TD	0	▼	-100.0%	-1
	Voluntary Continuing Services and Support Agreem	VA	0	▼	-100.0%	-1
Total			<b>233</b>	▲	<b>5.9%</b>	<b>+13</b>
<b>GRAND TOTAL</b>			<b>417</b>	▲	<b>3.7%</b>	<b>+15</b>

Dispositions by Major Case Category\*\*

Category	Summary	Change	% Change	Absolute Change
Adult Criminal	100	▲	+38.9%	+28
Child Dependency	35	▲	+2.9%	+1
Child in Need of Services/Supervision	4	▼	-63.6%	-7
Custody and Visitation	136	▼	+4.6%	+6
Delinquency	25	▲	+4.2%	+1
Juvenile Miscellaneous	16	▲	+433.3%	+13

\* Compared to same time period as previous year  
 \*\* Case Type Categories are defined in the 2017 Virginia Judicial Workload Assessment  
 The data reported reflect the case management system. The case types reported may not necessitate judicial involvement.

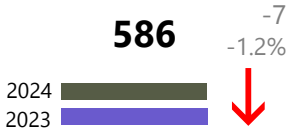
**CPSS - JCMS CASELOAD STATISTICS OF THE JUVENILE & DOMESTIC RELATIONS DISTRICT COURTS**  
 January 2024 thru November 2024 Dispositions (Compared to January 2023 thru November 2023)

New to Workload Study	0	▼	-100.0%	-1
Other	33	▲	-15.4%	-6
Protective Orders	18	▲	+12.5%	+2
Support	34	▲	-46.0%	-29
Traffic	16	▲	+77.8%	+7
<b>GRAND TOTAL</b>	<b>417</b>	▲	3.7%	+15

\* Compared to same time period as previous year

\*\* Case Type Categories are defined in the 2017 Virginia Judicial Workload Assessment

The data reported reflect the case management system. The case types reported may not necessitate judicial involvement.

2024 Overall GRAND TOTAL		Distribution of Caseload			Change*		Percentage (%) of Caseload		
<b>586</b> 	-7	<b>Adult</b>	310	53%	8.0% ▲	+23	<b>Adult</b>	48.4%	52.9%
	-1.2%	<b>Juvenile</b>	276	47%	-9.8% ▼	-30	<b>Juvenile</b>	51.6%	47.1%
<b>GRAND TOTAL</b>		<b>586</b>	100%	-1.2% ▼	-7	<b>GRAND TOTAL</b>	100%	100%	

Dispositions by Division & Code

Division	Case Type Description	Code	Summary	Change	% Change	Absolute Change
<b>Adult</b>	Misdemeanor	CM	68	▲	+33.3%	+17
	Show Cause	SC	61	▲	+7.0%	+4
	Other	OT	55	▲	-6.8%	-4
	Civil Support	VS	29	▼	-37.0%	-17
	Felony	CF	26	▲	+160.0%	+16
	Family Abuse - Protective Order	FP	23	↔	-	-
	Capias	CA	20	▼	-9.1%	-2
	Violation of Protective Order	PV	14	▲	+133.3%	+8
	Motion - Protective Order	MP	8	▲	+60.0%	+3
	Non-Family Abuse Protective Order	AP	4	▲	-	+4
	Remand Support	RS	2	▼	-33.3%	-1
	Restricted License for Non-Support	SL	0	▼	-100.0%	-4
	Temporary Detention Order	TD	0	▼	-100.0%	-1
	<b>Total</b>			<b>310</b>	<b>▲</b>	<b>8.0%</b>
<b>Juvenile</b>	Custody Visitation	CV	164	▼	-5.2%	-9
	Misdemeanor	DM	24	▼	-44.2%	-19
	Status	ST	18	▲	+157.1%	+11
	Traffic	T	10	▼	-47.4%	-9
	Initial Foster Care	IF	8	▲	+300.0%	+6
	Felony	DF	7	▼	-36.4%	-4
	Abuse and Neglect	AN	5	▼	-50.0%	-5
	Child In Need of Services	CS	5	▲	+400.0%	+4
	Foster Care Review	FC	4	▲	-	+4
	Permanency Planning	PH	4	▲	-	+4
	Relief of Custody	CR	4	▲	-	+4
	Non-Family Abuse Protective Order	AP	3	▲	-	+3
	Paternity	PT	3	▼	-57.1%	-4
	Remand Visitation	RV	3	▲	+200.0%	+2
	Truancy	TR	3	▼	-40.0%	-2
	Other	OT	2	▲	-	+2
	Remand Custody	RC	2	▲	+100.0%	+1
	Show Cause	SC	2	▼	-83.3%	-10
	Terminate Parental Rights	TP	2	▲	-	+2
	Civil Violation	CI	1	▼	-75.0%	-3
	Motion - Protective Order	MP	1	▼	-80.0%	-4
	Temporary Detention Order	TD	1	▼	-75.0%	-3
	Child at Risk	RI	0	▼	-100.0%	-1
	<b>Total</b>			<b>276</b>	<b>▼</b>	<b>-9.8%</b>
<b>GRAND TOTAL</b>			<b>586</b>	<b>▼</b>	<b>-1.2%</b>	<b>-7</b>

Dispositions by Major Case Category\*\*

Category	Summary	Change	% Change	Absolute Change
Adult Criminal	174	▲	+30.8%	+41
Child Dependency	27	▲	+107.7%	+14
Child in Need of Services/Supervision	8	▲	+33.3%	+2
Custody and Visitation	167	▼	-7.2%	-13
Delinquency	33	▼	-50.0%	-33

\* Compared to same time period as previous year  
 \*\* Case Type Categories are defined in the 2017 Virginia Judicial Workload Assessment  
 The data reported reflect the case management system. The case types reported may not necessitate judicial involvement.

**CPSS - JCMS CASELOAD STATISTICS OF THE JUVENILE & DOMESTIC RELATIONS DISTRICT COURTS**  
 January 2024 thru November 2024 Dispositions (Compared to January 2023 thru November 2023)

**Middlesex**

District: 9 FIPS: 119

Juvenile Miscellaneous	18	▲	+157.1%	+11
New to Workload Study	1	▼	-75.0%	-3
Other	65	▲	-5.8%	-4
Protective Orders	39	▲	+18.2%	+6
Support	44	▼	-30.2%	-19
Traffic	10	▼	-47.4%	-9
<b>GRAND TOTAL</b>	<b>586</b>	▼	-1.2%	-7

\* Compared to same time period as previous year

\*\* Case Type Categories are defined in the 2017 Virginia Judicial Workload Assessment

The data reported reflect the case management system. The case types reported may not necessitate judicial involvement.

2024 Overall GRAND TOTAL		Distribution of Caseload		Change*		Percentage (%) of Caseload			
<b>1,042</b>	-173 -14.2%	<b>Adult</b>	492 47%	-14.6%	▼	-84	<b>Adult</b>	47.4%	47.2%
2024		<b>Juvenile</b>	550 53%	-13.9%	▼	-89	<b>Juvenile</b>	52.6%	52.8%
2023		<b>GRAND TOTAL</b>	<b>1,042</b> 100%	-14.2%	▼	-173	<b>GRAND TOTAL</b>	100%	100%

Dispositions by Division & Code

Division	Case Type Description	Code	Summary	Change	% Change	Absolute Change	
<b>Adult</b>	Civil Support	VS	102	▼	-13.6%	-16	
	Misdemeanor	CM	99	▼	-28.8%	-40	
	Show Cause	SC	87	▲	+85.1%	+40	
	Other	OT	67	▲	-2.9%	-2	
	Family Abuse - Protective Order	FP	56	▲	+12.0%	+6	
	Felony	CF	36	▼	-56.6%	-47	
	Capias	CA	29	▼	-38.3%	-18	
	Motion - Protective Order	MP	5	▼	-54.5%	-6	
	Remand Support	RS	4	▼	-20.0%	-1	
	Violation of Protective Order	PV	4	▼	-20.0%	-1	
	Non-Family Abuse Protective Order	AP	2	▲	+100.0%	+1	
	Restricted License for Non-Support	SL	1	▲	-	+1	
	Violation Family Abuse Protective Order	PS	0	▼	-100.0%	-1	
		<b>Total</b>		<b>492</b>	▼	<b>-14.6%</b>	<b>-84</b>
<b>Juvenile</b>	Custody Visitation	CV	327	▼	-11.9%	-44	
	Misdemeanor	DM	74	▼	-24.5%	-24	
	Traffic	T	41	▼	-35.9%	-23	
	Felony	DF	32	▲	+18.5%	+5	
	Paternity	PT	14	▲	+133.3%	+8	
	Status	ST	7	▼	-56.3%	-9	
	Permanency Planning	PH	6	▲	+50.0%	+2	
	Show Cause	SC	6	↔	-	-	
	Temporary Detention Order	TD	5	▲	+400.0%	+4	
	Initial Foster Care	IF	4	▲	+300.0%	+3	
	Non-Family Abuse Protective Order	AP	4	▼	-50.0%	-4	
	Remand Custody	RC	4	▼	-42.9%	-3	
	Remand Visitation	RV	4	▼	-42.9%	-3	
	Terminate Parental Rights	TP	4	▲	+300.0%	+3	
	Abuse and Neglect	AN	3	▼	-40.0%	-2	
	Mental Commitment	MC	3	▲	+50.0%	+1	
	Foster Care Review	FC	2	▼	-33.3%	-1	
	Motion - Protective Order	MP	2	▲	-	+2	
	Relief of Custody	CR	2	▲	-	+2	
	Child In Need of Services	CS	1	▼	-66.7%	-2	
	Emergency Custody Order	EC	1	▲	-	+1	
	Entrustment	ET	1	↔	-	-	
	Other	OT	1	▼	-66.7%	-2	
	Truancy	TR	1	↔	-	-	
	Voluntary Continuing Services and Support Agreem	VA	1	▼	-50.0%	-1	
	Capias	CA	0	▼	-100.0%	-1	
	Family Abuse - Protective Order	FP	0	▼	-100.0%	-1	
		<b>Total</b>		<b>550</b>	▼	<b>-13.9%</b>	<b>-89</b>
	<b>GRAND TOTAL</b>			<b>1,042</b>	▼	<b>-14.2%</b>	<b>-173</b>

\* Compared to same time period as previous year

\*\* Case Type Categories are defined in the 2017 Virginia Judicial Workload Assessment

The data reported reflect the case management system. The case types reported may not necessitate judicial involvement.

Dispositions by Major Case Category\*\*

Category	Summary	Change	% Change	Absolute Change
Adult Criminal	196	▼	-31.7%	-91
Child Dependency	23	▲	+35.3%	+6
Child in Need of Services/Supervision	2	▼	-50.0%	-2
Custody and Visitation	341	▲	-9.5%	-36
Delinquency	112	▼	-15.2%	-20
Juvenile Miscellaneous	7	▼	-56.3%	-9
Other	89	▲	-5.3%	-5
Protective Orders	69	▲	-2.8%	-2
Support	162	▲	+5.9%	+9
Traffic	41	▼	-35.9%	-23
<b>GRAND TOTAL</b>	<b>1,042</b>	▼	-14.2%	-173

\* Compared to same time period as previous year

\*\* Case Type Categories are defined in the 2017 Virginia Judicial Workload Assessment

The data reported reflect the case management system. The case types reported may not necessitate judicial involvement.



2024 Overall GRAND TOTAL	Distribution of Caseload	Change*	Percentage (%) of Caseload																											
<b>3,964</b> +1 0.0% 	<table border="1"> <tr> <td>Adult</td> <td>2,279</td> <td>57%</td> <td>12.7% ▲</td> <td>+256</td> </tr> <tr> <td>Juvenile</td> <td>1,685</td> <td>43%</td> <td>-13.1% ▼</td> <td>-255</td> </tr> <tr> <td><b>GRAND TOTAL</b></td> <td><b>3,964</b></td> <td>100%</td> <td>0.0% ▲</td> <td>+1</td> </tr> </table>	Adult	2,279	57%	12.7% ▲	+256	Juvenile	1,685	43%	-13.1% ▼	-255	<b>GRAND TOTAL</b>	<b>3,964</b>	100%	0.0% ▲	+1		<table border="1"> <tr> <td></td> <td>2023</td> <td>2024</td> </tr> <tr> <td>Adult</td> <td>51.0%</td> <td>57.5%</td> </tr> <tr> <td>Juvenile</td> <td>49.0%</td> <td>42.5%</td> </tr> <tr> <td><b>GRAND TOTAL</b></td> <td>100%</td> <td>100%</td> </tr> </table>		2023	2024	Adult	51.0%	57.5%	Juvenile	49.0%	42.5%	<b>GRAND TOTAL</b>	100%	100%
Adult	2,279	57%	12.7% ▲	+256																										
Juvenile	1,685	43%	-13.1% ▼	-255																										
<b>GRAND TOTAL</b>	<b>3,964</b>	100%	0.0% ▲	+1																										
	2023	2024																												
Adult	51.0%	57.5%																												
Juvenile	49.0%	42.5%																												
<b>GRAND TOTAL</b>	100%	100%																												

Dispositions by Division & Code

Division	Case Type Description	Code	Summary	Change	% Change	Absolute Change	
<b>Adult</b>	Misdemeanor	CM	525	▲	+27.1%	+112	
	Show Cause	SC	472	▲	+11.1%	+47	
	Other	OT	362	▲	-11.1%	-45	
	Civil Support	VS	269	▼	-9.1%	-27	
	Felony	CF	228	▲	+72.7%	+96	
	Capias	CA	197	▲	+68.4%	+80	
	Family Abuse - Protective Order	FP	101	▼	-5.6%	-6	
	Remand Support	RS	62	▼	-19.5%	-15	
	Motion - Protective Order	MP	35	▲	+133.3%	+20	
	Violation of Protective Order	PV	19	▼	-13.6%	-3	
	Non-Family Abuse Protective Order	AP	5	↔		-	
	Bond Forfeiture	BF	2	▼	-33.3%	-1	
	Restricted License for Non-Support	SL	2	▼	-33.3%	-1	
	Return of Desposit (Bondsman)	RD	0	▼	-100.0%	-1	
	<b>Total</b>		<b>2,279</b>	<b>▲</b>	<b>12.7%</b>	<b>+256</b>	
<b>Juvenile</b>	Custody Visitation	CV	848	▼	-24.4%	-273	
	Misdemeanor	DM	196	▲	+35.2%	+51	
	Remand Custody	RC	98	▼	-2.0%	-2	
	Remand Visitation	RV	96	▼	-8.6%	-9	
	Show Cause	SC	86	▲	+13.2%	+10	
	Traffic	T	56	▲	+30.2%	+13	
	Status	ST	47	▲	+23.7%	+9	
	Felony	DF	41	▲	+46.4%	+13	
	Truancy	TR	35	▼	-22.2%	-10	
	Motion - Protective Order	MP	24	▲	+26.3%	+5	
	Permanency Planning	PH	21	▲	+75.0%	+9	
	Terminate Parental Rights	TP	21	▲	+200.0%	+14	
	Paternity	PT	20	▼	-31.0%	-9	
	Abuse and Neglect	AN	17	▼	-63.0%	-29	
	Special Immigrant Juvenile Status	SI	16	▼	-20.0%	-4	
	Temporary Detention Order	TD	16	▲	+100.0%	+8	
	Other	OT	12	▲	+9.1%	+1	
	Foster Care Review	FC	8	▼	-66.7%	-16	
	Non-Family Abuse Protective Order	AP	7	▼	-53.3%	-8	
	Initial Foster Care	IF	5	▼	-72.2%	-13	
	Civil Violation	CI	4	▼	-63.6%	-7	
	Emergency Custody Order	EC	4	↔		-	
	Capias	CA	2	▼	-60.0%	-3	
	Voluntary Continuing Services and Support Agreem	VA	2	↔		-	
	Family Abuse - Protective Order	FP	1	↔		-	
	Juvenile Support	JS	1	▲	-	+1	
	Violation of Protective Order	PV	1	▲	-	+1	
	Child In Need of Services	CS	0	▼	-100.0%	-3	
	Entrustment	ET	0	▼	-100.0%	-4	
		<b>Total</b>		<b>1,685</b>	<b>▼</b>	<b>-13.1%</b>	<b>-255</b>
		<b>GRAND TOTAL</b>		<b>3,964</b>	<b>▲</b>	<b>0.0%</b>	<b>+1</b>

\* Compared to same time period as previous year  
 \*\* Case Type Categories are defined in the 2017 Virginia Judicial Workload Assessment  
 The data reported reflect the case management system. The case types reported may not necessitate judicial involvement.

**Dispositions by Major Case Category\*\***

Category	Summary	Change	% Change	Absolute Change
Adult Criminal	1,359	▲	+34.0%	+345
Child Dependency	74	▼	-34.5%	-39
Child in Need of Services/Supervision	35	▼	-27.1%	-13
Custody and Visitation	868	▼	-24.5%	-282
Delinquency	326	▲	+28.3%	+72
Juvenile Miscellaneous	47	▲	+23.7%	+9
New to Workload Study	20	▼	-35.5%	-11
Other	650	▼	-8.8%	-63
Protective Orders	173	▲	+6.8%	+11
Support	356	▲	-10.3%	-41
Traffic	56	▲	+30.2%	+13
<b>GRAND TOTAL</b>	<b>3,964</b>	▲	0.0%	+1

\* Compared to same time period as previous year

\*\* Case Type Categories are defined in the 2017 Virginia Judicial Workload Assessment

The data reported reflect the case management system. The case types reported may not necessitate judicial involvement.

2024 Overall GRAND TOTAL		Distribution of Caseload			Change*		Percentage (%) of Caseload		
<b>3,743</b> +643 20.7% 		<b>Adult</b>	2,088	56%	25.9% ▲	+430	<b>Adult</b>	53.5%	55.8%
		<b>Juvenile</b>	1,655	44%	14.8% ▲	+213	<b>Juvenile</b>	46.5%	44.2%
<b>GRAND TOTAL</b>		<b>3,743</b>	100%	20.7% ▲	+643	<b>GRAND TOTAL</b>	100%	100%	

Dispositions by Division & Code

Division	Case Type Description	Code	Summary	Change	% Change	Absolute Change
<b>Adult</b>	Misdemeanor	CM	520	▲	+32.0%	+126
	Show Cause	SC	339	▲	+46.1%	+107
	Civil Support	VS	311	▲	+26.4%	+65
	Other	OT	288	▲	-1.4%	-4
	Felony	CF	259	▲	+21.6%	+46
	Family Abuse - Protective Order	FP	152	▲	+9.4%	+13
	Capias	CA	108	▲	+54.3%	+38
	Remand Support	RS	63	▲	+28.6%	+14
	Motion - Protective Order	MP	28	▲	+133.3%	+16
	Non-Family Abuse Protective Order	AP	17	▲	+88.9%	+8
	Restricted License for Non-Support	SL	3	▲	+50.0%	+1
Total			<b>2,088</b>	▲	<b>25.9%</b>	<b>+430</b>
<b>Juvenile</b>	Custody Visitation	CV	918	▲	+2.6%	+23
	Misdemeanor	DM	230	▲	+39.4%	+65
	Remand Custody	RC	85	▲	+37.1%	+23
	Remand Visitation	RV	84	▲	+37.7%	+23
	Felony	DF	69	▲	+91.7%	+33
	Traffic	T	69	▼	-18.8%	-16
	Abuse and Neglect	AN	28	▲	+211.1%	+19
	Foster Care Review	FC	20	▲	+150.0%	+12
	Non-Family Abuse Protective Order	AP	20	▲	+300.0%	+15
	Truancy	TR	20	▼	-4.8%	-1
	Other	OT	18	▲	+800.0%	+16
	Permanency Planning	PH	13	▼	-18.8%	-3
	Terminate Parental Rights	TP	12	▲	+100.0%	+6
	Paternity	PT	11	▼	-21.4%	-3
	Show Cause	SC	11	▲	+10.0%	+1
	Status	ST	9	▲	-10.0%	-1
	Temporary Detention Order	TD	9	▲	+125.0%	+5
	Capias	CA	3	▲	-	+3
	Child In Need of Services	CS	3	↔	-	-
	Civil Violation	CI	3	▼	-62.5%	-5
	Emergency Custody Order	EC	3	▲	-	+3
	Entrustment	ET	3	▲	-	+3
	Initial Foster Care	IF	3	▼	-50.0%	-3
	Voluntary Continuing Services and Support Agree	VA	3	▲	-	+3
	Child at Risk	RI	2	↔	-	-
	Family Abuse - Protective Order	FP	2	▼	-71.4%	-5
	Juvenile Support	JS	1	▲	-	+1
	Mental Commitment	MC	1	↔	-	-
	Motion - Protective Order	MP	1	↔	-	-
	Qualified Residential Treatment	QR	1	▼	-50.0%	-1
	Emancipation	EP	0	▼	-100.0%	-2
	Special Immigrant Juvenile Status	SI	0	▼	-100.0%	-1
	Total			<b>1,655</b>	▲	<b>14.8%</b>
<b>GRAND TOTAL</b>			<b>3,743</b>	▲	<b>20.7%</b>	<b>+643</b>

\* Compared to same time period as previous year

\*\* Case Type Categories are defined in the 2017 Virginia Judicial Workload Assessment

The data reported reflect the case management system. The case types reported may not necessitate judicial involvement.

**Dispositions by Major Case Category\*\***

Category	Summary	Change	% Change	Absolute Change
Adult Criminal	1,114	▲	+29.1%	+251
Child Dependency	85	▲	+73.5%	+36
Child in Need of Services/Supervision	24	▲		0
Custody and Visitation	929	▼	+2.2%	+20
Delinquency	312	▲	+47.9%	+101
Juvenile Miscellaneous	9	▼	-25.0%	-3
New to Workload Study	3	▼	-66.7%	-6
Other	551	▲	+17.0%	+80
Protective Orders	220	▲	+27.2%	+47
Support	427	▲	+45.2%	+133
Traffic	69	▼	-18.8%	-16
<b>GRAND TOTAL</b>	<b>3,743</b>	▲	20.7%	+643

\* Compared to same time period as previous year

\*\* Case Type Categories are defined in the 2017 Virginia Judicial Workload Assessment

The data reported reflect the case management system. The case types reported may not necessitate judicial involvement.

2024 Overall GRAND TOTAL		Distribution of Caseload			Change*		Percentage (%) of Caseload		
<b>1,252</b> +94 8.1% 		<b>Adult</b>	604	48%	8.1% ▲	+45	<b>Adult</b>	48.3%	48.2%
		<b>Juvenile</b>	648	52%	8.2% ▲	+49	<b>Juvenile</b>	51.7%	51.8%
<b>GRAND TOTAL</b>		<b>1,252</b>	100%		8.1% ▲	+94	<b>GRAND TOTAL</b>	100%	100%

Dispositions by Division & Code

Division	Case Type Description	Code	Summary	Change	% Change	Absolute Change	
<b>Adult</b>	Misdemeanor	CM	128	▲	+17.4%	+19	
	Other	OT	99	▼	-9.2%	-10	
	Civil Support	VS	98	▼	-3.0%	-3	
	Felony	CF	97	▲	+86.5%	+45	
	Show Cause	SC	74	▼	-16.9%	-15	
	Family Abuse - Protective Order	FP	53	▼	-7.0%	-4	
	Capias	CA	29	▲	+61.1%	+11	
	Motion - Protective Order	MP	14	▲	+27.3%	+3	
	Non-Family Abuse Protective Order	AP	6	↔		-	
	Violation of Protective Order	PV	4	▲	+300.0%	+3	
	Remand Support	RS	2	▼	-33.3%	-1	
	Restricted License for Non-Support	SL	0	▼	-100.0%	-2	
	Violation Family Abuse Protective Order	PS	0	▼	-100.0%	-1	
	<b>Total</b>			<b>604</b>	<b>▲</b>	<b>8.1%</b>	<b>+45</b>
<b>Juvenile</b>	Custody Visitation	CV	315	▼	-1.3%	-4	
	Misdemeanor	DM	87	▲	+67.3%	+35	
	Truancy	TR	56	▲	+7.7%	+4	
	Traffic	T	35	▲	+20.7%	+6	
	Status	ST	34	▲	+3,300.0%	+33	
	Felony	DF	17	▼	-29.2%	-7	
	Permanency Planning	PH	13	▼	-13.3%	-2	
	Foster Care Review	FC	12	▼	-20.0%	-3	
	Initial Foster Care	IF	10	↔		-	
	Child In Need of Services	CS	9	▼	-18.2%	-2	
	Remand Custody	RC	9	▼	-18.2%	-2	
	Remand Visitation	RV	9	▼	-10.0%	-1	
	Non-Family Abuse Protective Order	AP	8	▼	-20.0%	-2	
	Abuse and Neglect	AN	7	▼	-46.2%	-6	
	Paternity	PT	5	▲	+66.7%	+2	
	Relief of Custody	CR	5	▲	+150.0%	+3	
	Terminate Parental Rights	TP	5	↔		-	
	Other	OT	3	▲		+3	
	Temporary Detention Order	TD	3	▼	-40.0%	-2	
	Family Abuse - Protective Order	FP	2	▲		+2	
	Voluntary Continuing Services and Support Agreem	VA	2	▼	-50.0%	-2	
	Capias	CA	1	▲		+1	
	Emergency Custody Order	EC	1	▲		+1	
	Motion - Protective Order	MP	0	▼	-100.0%	-6	
	Show Cause	SC	0	▼	-100.0%	-1	
	Special Immigrant Juvenile Status	SI	0	▼	-100.0%	-1	
	<b>Total</b>			<b>648</b>	<b>▲</b>	<b>8.2%</b>	<b>+49</b>
	<b>GRAND TOTAL</b>			<b>1,252</b>	<b>▲</b>	<b>8.1%</b>	<b>+94</b>

Dispositions by Major Case Category\*\*

Category	Summary	Change	% Change	Absolute Change
Adult Criminal	298	▲	+31.3%	+71
Child Dependency	54	▲	-15.6%	-10

\* Compared to same time period as previous year  
 \*\* Case Type Categories are defined in the 2017 Virginia Judicial Workload Assessment  
 The data reported reflect the case management system. The case types reported may not necessitate judicial involvement.

**CPSS - JCMS CASELOAD STATISTICS OF THE JUVENILE & DOMESTIC RELATIONS DISTRICT COURTS**  
 January 2024 thru November 2024 Dispositions (Compared to January 2023 thru November 2023)

Child in Need of Services/Supervision	65	▼	+3.2%	+2
Custody and Visitation	320	▲	-0.6%	-2
Delinquency	105	▲	+36.4%	+28
Juvenile Miscellaneous	34	▲	+3,300.0%	+33
New to Workload Study	0	▼	-100.0%	-1
Other	126	▲	-8.7%	-12
Protective Orders	83	▲	-7.8%	-7
Support	132	▼	-9.6%	-14
Traffic	35	▲	+20.7%	+6
<b>GRAND TOTAL</b>	<b>1,252</b>	▲	8.1%	+94

\* Compared to same time period as previous year

\*\* Case Type Categories are defined in the 2017 Virginia Judicial Workload Assessment

The data reported reflect the case management system. The case types reported may not necessitate judicial involvement.

2024 Overall GRAND TOTAL		Distribution of Caseload			Change*		Percentage (%) of Caseload		
<b>890</b> +78 9.6% 	<b>Adult</b> <b>Juvenile</b> <b>GRAND TOTAL</b>	507	57%	15.8% ▲	+69	53.9%	57.0%		
		383	43%	2.4% ▲	+9	46.1%	43.0%		
		<b>890</b>	100%	9.6% ▲	+78	<b>100%</b>	<b>100%</b>		

**Dispositions by Division & Code**

Division	Case Type Description	Code	Summary	Change	% Change	Absolute Change
<b>Adult</b>	Other	OT	109	▲	+39.7%	+31
	Show Cause	SC	101	▲	+1.0%	+1
	Misdemeanor	CM	97	▲	+1.0%	+1
	Civil Support	VS	80	▲	+2.6%	+2
	Family Abuse - Protective Order	FP	52	▲	+48.6%	+17
	Felony	CF	36	▲	+200.0%	+24
	Capias	CA	17	▼	-26.1%	-6
	Motion - Protective Order	MP	6	▲	+100.0%	+3
	Non-Family Abuse Protective Order	AP	3	▲	+50.0%	+1
	Protective Order	PC	2	▼	-80.0%	-8
	Restricted License for Non-Support	SL	2	▲	+100.0%	+1
	Remand Support	RS	1	▲	-	+1
	Violation of Protective Order	PV	1	▲	-	+1
Total			<b>507</b>	▲	<b>15.8%</b>	<b>+69</b>
<b>Juvenile</b>	Custody Visitation	CV	240	▲	+2.1%	+5
	Traffic	T	44	▲	+238.5%	+31
	Misdemeanor	DM	20	▼	-53.5%	-23
	Truancy	TR	17	▼	-5.6%	-1
	Felony	DF	15	▼	-16.7%	-3
	Foster Care Review	FC	11	▲	+37.5%	+3
	Abuse and Neglect	AN	8	↔	-	-
	Show Cause	SC	7	▲	+16.7%	+1
	Initial Foster Care	IF	6	▲	+200.0%	+4
	Paternity	PT	6	▲	+20.0%	+1
	Temporary Detention Order	TD	3	▼	-40.0%	-2
	Civil Violation	CI	2	▲	-	+2
	Child In Need of Services	CS	1	▼	-50.0%	-1
	Other	OT	1	▲	-	+1
	Permanency Planning	PH	1	▼	-66.7%	-2
	Remand Custody	RC	1	▼	-75.0%	-3
	Motion - Protective Order	MP	0	▼	-100.0%	-1
	Non-Family Abuse Protective Order	AP	0	▼	-100.0%	-1
	Terminate Parental Rights	TP	0	▼	-100.0%	-2
Total			<b>383</b>	▲	<b>2.4%</b>	<b>+9</b>
<b>GRAND TOTAL</b>			<b>890</b>	▲	<b>9.6%</b>	<b>+78</b>

**Dispositions by Major Case Category\*\***

Category	Summary	Change	% Change	Absolute Change
Adult Criminal	205	▲	+4.1%	+8
Child Dependency	26	▲	+13.0%	+3
Child in Need of Services/Supervision	23	▼	-8.0%	-2
Custody and Visitation	246	▲	+2.5%	+6
Delinquency	37	▲	-40.3%	-25
New to Workload Study	2	▲	-	+2
Other	115	▲	+32.2%	+28
Protective Orders	61	▼	+45.2%	+19

\* Compared to same time period as previous year  
 \*\* Case Type Categories are defined in the 2017 Virginia Judicial Workload Assessment  
 The data reported reflect the case management system. The case types reported may not necessitate judicial involvement.

**CPSS - JCMS CASELOAD STATISTICS OF THE JUVENILE & DOMESTIC RELATIONS DISTRICT COURTS**  
 January 2024 thru November 2024 Dispositions (Compared to January 2023 thru November 2023)

**Buckingham**

District: 10 FIPS: 029




Support	131	▲	+6.5%	+8
Traffic	44	▲	+238.5%	+31
<b>GRAND TOTAL</b>	<b>890</b>	▲	9.6%	+78

\* Compared to same time period as previous year

\*\* Case Type Categories are defined in the 2017 Virginia Judicial Workload Assessment

The data reported reflect the case management system. The case types reported may not necessitate judicial involvement.



2024 Overall GRAND TOTAL		Distribution of Caseload			Change*		Percentage (%) of Caseload			
<b>568</b> -47 -7.6% 		<b>Adult</b>	289	51%	-21.5%	▼	-79	<b>Adult</b>	59.8%	50.9%
		<b>Juvenile</b>	279	49%	13.0%	▲	+32	<b>Juvenile</b>	40.2%	49.1%
2024  2023 		<b>GRAND TOTAL</b>	<b>568</b>	100%	-7.6%	▼	-47	<b>GRAND TOTAL</b>	100%	100%

Dispositions by Division & Code

Division	Case Type Description	Code	Summary	Change	% Change	Absolute Change
<b>Adult</b>	Other	OT	62	▼	-8.8%	-6
	Civil Support	VS	60	▼	-13.0%	-9
	Show Cause	SC	45	▲	+21.6%	+8
	Family Abuse - Protective Order	FP	44	▲	+7.3%	+3
	Misdemeanor	CM	43	▼	-57.0%	-57
	Felony	CF	15	▼	-37.5%	-9
	Capias	CA	8	▼	-42.9%	-6
	Motion - Protective Order	MP	7	↔		-
	Non-Family Abuse Protective Order	AP	2	▼	-75.0%	-6
	Violation Family Abuse Protective Order	PS	2	▲	-	+2
	Violation of Protective Order	PV	1	▲	-	+1
	<b>Total</b>		<b>289</b>	▼	<b>-21.5%</b>	<b>-79</b>
<b>Juvenile</b>	Custody Visitation	CV	172	▲	+7.5%	+12
	Misdemeanor	DM	28	▲	+12.0%	+3
	Abuse and Neglect	AN	11	▲	+175.0%	+7
	Traffic	T	10	▼	-16.7%	-2
	Initial Foster Care	IF	6	▲	+200.0%	+4
	Motion - Protective Order	MP	6	▲	-	+6
	Non-Family Abuse Protective Order	AP	6	▲	+50.0%	+2
	Truancy	TR	6	▲	+500.0%	+5
	Paternity	PT	5	▼	-28.6%	-2
	Felony	DF	4	▼	-42.9%	-3
	Relief of Custody	CR	4	▲	-	+4
	Child In Need of Services	CS	3	▲	-	+3
	Other	OT	3	▲	+200.0%	+2
	Permanency Planning	PH	3	▼	-50.0%	-3
	Temporary Detention Order	TD	3	▲	+200.0%	+2
	Foster Care Review	FC	2	▼	-77.8%	-7
	Status	ST	2	▲	-	+2
	Terminate Parental Rights	TP	2	↔		-
	Voluntary Continuing Services and Support Agree	VA	2	▲	+100.0%	+1
	Emergency Custody Order	EC	1	↔		-
	Civil Violation	CI	0	▼	-100.0%	-1
	Emancipation	EP	0	▼	-100.0%	-1
	Qualified Residential Treatment	QR	0	▼	-100.0%	-1
Special Immigrant Juvenile Status	SI	0	▼	-100.0%	-1	
	<b>Total</b>		<b>279</b>	▲	<b>13.0%</b>	<b>+32</b>
	<b>GRAND TOTAL</b>		<b>568</b>	▼	<b>-7.6%</b>	<b>-47</b>

Dispositions by Major Case Category\*\*

Category	Summary	Change	% Change	Absolute Change
Adult Criminal	105	▲	-37.1%	-62
Child Dependency	30	▲	+20.0%	+5
Child in Need of Services/Supervision	9	▲	+800.0%	+8
Custody and Visitation	177	▼	+6.0%	+10
Delinquency	32	▼		0
Juvenile Miscellaneous	2	▲	+100.0%	+1

\* Compared to same time period as previous year  
 \*\* Case Type Categories are defined in the 2017 Virginia Judicial Workload Assessment  
 The data reported reflect the case management system. The case types reported may not necessitate judicial involvement.

**CPSS - JCMS CASELOAD STATISTICS OF THE JUVENILE & DOMESTIC RELATIONS DISTRICT COURTS**  
 January 2024 thru November 2024 Dispositions (Compared to January 2023 thru November 2023)

**Charlotte**

District: 10 FIPS: 037

New to Workload Study	0	▼	-100.0%	-2
Other	69	▲	-2.8%	-2
Protective Orders	65	▲	+8.3%	+5
Support	69	▼	-10.4%	-8
Traffic	10	▼	-16.7%	-2
<b>GRAND TOTAL</b>	<b>568</b>	▼	-7.6%	-47

\* Compared to same time period as previous year

\*\* Case Type Categories are defined in the 2017 Virginia Judicial Workload Assessment

The data reported reflect the case management system. The case types reported may not necessitate judicial involvement.

2024 Overall GRAND TOTAL		Distribution of Caseload			Change*		Percentage (%) of Caseload			
<b>458</b>	-80 -14.9%	<b>Adult</b>	256	56%	-14.7%	▼	-44	<b>Adult</b>	55.8%	55.9%
2024		<b>Juvenile</b>	202	44%	-15.1%	▼	-36	<b>Juvenile</b>	44.2%	44.1%
2023		<b>GRAND TOTAL</b>	<b>458</b>	100%	-14.9%	▼	-80	<b>GRAND TOTAL</b>	100%	100%

**Dispositions by Division & Code**

Division	Case Type Description	Code	Summary	Change	% Change	Absolute Change
<b>Adult</b>	Civil Support	VS	54	▼	-1.8%	-1
	Show Cause	SC	48	▼	-27.3%	-18
	Other	OT	44	▼	-17.0%	-9
	Misdemeanor	CM	38	▼	-39.7%	-25
	Family Abuse - Protective Order	FP	30	▲	+66.7%	+12
	Capias	CA	17	▲	-26.1%	-6
	Felony	CF	12	↔		-
	Motion - Protective Order	MP	6	▲	+50.0%	+2
	Non-Family Abuse Protective Order	AP	5	▲	+400.0%	+4
	Violation of Protective Order	PV	2	▼	-50.0%	-2
	Restricted License for Non-Support	SL	0	▼	-100.0%	-1
	<b>Total</b>		<b>256</b>	▼	<b>-14.7%</b>	<b>-44</b>
<b>Juvenile</b>	Custody Visitation	CV	122	▼	-12.2%	-17
	Misdemeanor	DM	22	▲	+175.0%	+14
	Traffic	T	18	▼	-28.0%	-7
	Motion - Protective Order	MP	13	▲	+62.5%	+5
	Abuse and Neglect	AN	7	▼	-78.1%	-25
	Non-Family Abuse Protective Order	AP	4	▲	-	+4
	Truancy	TR	4	▲	+100.0%	+2
	Family Abuse - Protective Order	FP	2	▲	-	+2
	Remand Visitation	RV	2	▲	-	+2
	Status	ST	2	▲	-	-
	Child In Need of Services	CS	1	↔		-
	Emergency Custody Order	EC	1	▲	-	+1
	Felony	DF	1	▲	-	+1
	Paternity	PT	1	▼	-75.0%	-3
	Relief of Custody	CR	1	↔		-
	Temporary Detention Order	TD	1	↔		-
	Civil Violation	CI	0	▼	-100.0%	-1
	Foster Care Review	FC	0	▼	-100.0%	-6
	Permanency Planning	PH	0	▼	-100.0%	-4
	Show Cause	SC	0	▼	-100.0%	-3
	Voluntary Continuing Services and Support Agreem	VA	0	▼	-100.0%	-1
	<b>Total</b>		<b>202</b>	▼	<b>-15.1%</b>	<b>-36</b>
<b>GRAND TOTAL</b>			<b>458</b>	▼	<b>-14.9%</b>	<b>-80</b>

**Dispositions by Major Case Category\*\***

Category	Summary	Change	% Change	Absolute Change
Adult Criminal	90	▼	-39.6%	-59
Child Dependency	8	▼	-81.8%	-36
Child in Need of Services/Supervision	5	▲	+66.7%	+2
Custody and Visitation	123	▼	-14.0%	-20
Delinquency	23	▲	+109.1%	+12
Juvenile Miscellaneous	2	▲		0
New to Workload Study	0	▼	-100.0%	-1
Other	48	▲	-11.1%	-6

\* Compared to same time period as previous year  
 \*\* Case Type Categories are defined in the 2017 Virginia Judicial Workload Assessment  
 The data reported reflect the case management system. The case types reported may not necessitate judicial involvement.

**CPSS - JCMS CASELOAD STATISTICS OF THE JUVENILE & DOMESTIC RELATIONS DISTRICT COURTS**  
 January 2024 thru November 2024 Dispositions (Compared to January 2023 thru November 2023)

**Cumberland**

District: 10 FIPS: 049

Protective Orders	60	▲	+93.5%	+29
Support	81	▲	+8.0%	+6
Traffic	18	▼	-28.0%	-7
<b>GRAND TOTAL</b>	<b>458</b>	▼	-14.9%	-80

\* Compared to same time period as previous year

\*\* Case Type Categories are defined in the 2017 Virginia Judicial Workload Assessment

The data reported reflect the case management system. The case types reported may not necessitate judicial involvement.

2024 Overall GRAND TOTAL		Distribution of Caseload			Change*		Percentage (%) of Caseload		
<b>1,866</b>	-112 -5.7%	<b>Adult</b>	1,066	57%	-13.3% ▼	-163	<b>Adult</b>	62.1%	57.1%
2024		<b>Juvenile</b>	800	43%	6.8% ▲	+51	<b>Juvenile</b>	37.9%	42.9%
2023		<b>GRAND TOTAL</b>	<b>1,866</b>	100%	-5.7% ▼	-112	<b>GRAND TOTAL</b>	100%	100%

Dispositions by Division & Code

Division	Case Type Description	Code	Summary	Change	% Change	Absolute Change	
<b>Adult</b>	Misdemeanor	CM	251	▼	-10.7%	-30	
	Civil Support	VS	216	▼	-19.4%	-52	
	Other	OT	181	▼	-6.2%	-12	
	Show Cause	SC	178	▼	-33.6%	-90	
	Family Abuse - Protective Order	FP	95	▲	+13.1%	+11	
	Felony	CF	63	↔		-	
	Capias	CA	47	▼	-4.1%	-2	
	Remand Support	RS	11	▲	+266.7%	+8	
	Non-Family Abuse Protective Order	AP	9	▲	+80.0%	+4	
	Violation Family Abuse Protective Order	PS	5	▲	-	+5	
	Motion - Protective Order	MP	4	↔		-	
	Violation of Protective Order	PV	4	▲	+33.3%	+1	
	Restricted License for Non-Support	SL	2	▼	-50.0%	-2	
	Criminal Support	CS	0	▼	-100.0%	-4	
	<b>Total</b>		<b>1,066</b>	▼	<b>-13.3%</b>	<b>-163</b>	
<b>Juvenile</b>	Custody Visitation	CV	467	▲	+7.4%	+32	
	Misdemeanor	DM	90	▲	+3.4%	+3	
	Traffic	T	50	▲	+16.3%	+7	
	Paternity	PT	34	▼	-8.1%	-3	
	Felony	DF	31	▼	-6.1%	-2	
	Motion - Protective Order	MP	17	▲	+41.7%	+5	
	Remand Custody	RC	13	▲	+62.5%	+5	
	Remand Visitation	RV	13	▲	+225.0%	+9	
	Voluntary Continuing Services and Support Agreem	VA	12	▲	+20.0%	+2	
	Temporary Detention Order	TD	8	▲	+14.3%	+1	
	Terminate Parental Rights	TP	8	▲	+166.7%	+5	
	Truancy	TR	8	▲	+100.0%	+4	
	Non-Family Abuse Protective Order	AP	7	▲	+16.7%	+1	
	Child In Need of Services	CS	6	▲	+500.0%	+5	
	Civil Violation	CI	6	▼	-14.3%	-1	
	Permanency Planning	PH	6	▼	-45.5%	-5	
	Emergency Custody Order	EC	4	▲	+100.0%	+2	
	Foster Care Review	FC	4	▼	-66.7%	-8	
	Other	OT	4	↔		-	
	Capias	CA	3	▲	+200.0%	+2	
	Relief of Custody	CR	3	↔		-	
	Abuse and Neglect	AN	2	▼	-75.0%	-6	
	Emancipation	EP	1	▲	-	+1	
	Family Abuse - Protective Order	FP	1	▲	-	+1	
	Initial Foster Care	IF	1	▲	-	+1	
	Qualified Residential Treatment	QR	1	↔		-	
	Child at Risk	RI	0	▼	-100.0%	-1	
	Show Cause	SC	0	▼	-100.0%	-2	
	Status	ST	0	▼	-100.0%	-7	
		<b>Total</b>		<b>800</b>	▲	<b>6.8%</b>	<b>+51</b>
		<b>GRAND TOTAL</b>		<b>1,866</b>	▼	<b>-5.7%</b>	<b>-112</b>

\* Compared to same time period as previous year

\*\* Case Type Categories are defined in the 2017 Virginia Judicial Workload Assessment

The data reported reflect the case management system. The case types reported may not necessitate judicial involvement.

Dispositions by Major Case Category\*\*

Category	Summary	Change	% Change	Absolute Change
Adult Criminal	483	▲	-14.1%	-79
Child Dependency	37	▲	-24.5%	-12
Child in Need of Services/Supervision	14	▲	+180.0%	+9
Custody and Visitation	501	▼	+6.1%	+29
Delinquency	124	▲	+0.8%	+1
Juvenile Miscellaneous	1	▲	-85.7%	-6
New to Workload Study	6	▼	-14.3%	-1
Other	234	▲	+5.9%	+13
Protective Orders	133	▲	+19.8%	+22
Support	283	▼	-25.1%	-95
Traffic	50	▲	+16.3%	+7
<b>GRAND TOTAL</b>	<b>1,866</b>	▼	-5.7%	-112

\* Compared to same time period as previous year

\*\* Case Type Categories are defined in the 2017 Virginia Judicial Workload Assessment

The data reported reflect the case management system. The case types reported may not necessitate judicial involvement.

2024 Overall GRAND TOTAL		Distribution of Caseload		Change*		Percentage (%) of Caseload			
<b>716</b> 	+6 0.8%	<b>Adult</b>	370	52%	-6.6% ▼	-26	<b>Adult</b>	55.8%	51.7%
		<b>Juvenile</b>	346	48%	10.2% ▲	+32	<b>Juvenile</b>	44.2%	48.3%
		<b>GRAND TOTAL</b>	<b>716</b>	100%	0.8% ▲	+6	<b>GRAND TOTAL</b>	100%	100%

Dispositions by Division & Code

Division	Case Type Description	Code	Summary	Change	% Change	Absolute Change
<b>Adult</b>	Civil Support	VS	93	▼	-15.5%	-17
	Misdemeanor	CM	89	▲	+25.4%	+18
	Other	OT	54	▼	-6.9%	-4
	Show Cause	SC	51	▼	-42.0%	-37
	Family Abuse - Protective Order	FP	40	▲	+29.0%	+9
	Capias	CA	15	▲	-11.8%	-2
	Felony	CF	15	↔		-
	Violation of Protective Order	PV	6	▲	-	+6
	Motion - Protective Order	MP	4	▲	+33.3%	+1
	Non-Family Abuse Protective Order	AP	3	↔		-
	<b>Total</b>		<b>370</b>	▼	<b>-6.6%</b>	<b>-26</b>
<b>Juvenile</b>	Custody Visitation	CV	190	▲	+4.4%	+8
	Misdemeanor	DM	60	▲	+71.4%	+25
	Felony	DF	13	▼	-43.5%	-10
	Status	ST	11	▲	+120.0%	+6
	Traffic	T	11	↔		-
	Truancy	TR	8	▼	-38.5%	-5
	Abuse and Neglect	AN	7	▼	-12.5%	-1
	Permanency Planning	PH	7	▲	+600.0%	+6
	Child In Need of Services	CS	5	↔		-
	Entrustment	ET	5	▲	+400.0%	+4
	Paternity	PT	5	▼	-16.7%	-1
	Foster Care Review	FC	4	▼	-50.0%	-4
	Non-Family Abuse Protective Order	AP	4	▲	+33.3%	+1
	Civil Violation	CI	3	▲	-	+3
	Temporary Detention Order	TD	3	↔		-
	Terminate Parental Rights	TP	3	▲	-	+3
	Show Cause	SC	2	▲	-	+2
	Capias	CA	1	▲	-	+1
	Family Abuse - Protective Order	FP	1	▲	-	+1
	Initial Foster Care	IF	1	▼	-75.0%	-3
	Motion - Protective Order	MP	1	▲	-	+1
	Voluntary Continuing Services and Support Agreem	VA	1	↔		-
	Other	OT	0	▼	-100.0%	-3
	Relief of Custody	CR	0	▼	-100.0%	-2
		<b>Total</b>		<b>346</b>	▲	<b>10.2%</b>
	<b>GRAND TOTAL</b>		<b>716</b>	▲	<b>0.8%</b>	<b>+6</b>

Dispositions by Major Case Category\*\*

Category	Summary	Change	% Change	Absolute Change
Adult Criminal	161	▲	-4.7%	-8
Child Dependency	28	▲	+12.0%	+3
Child in Need of Services/Supervision	13	▼	-27.8%	-5
Custody and Visitation	195	▼	+3.7%	+7
Delinquency	76	▲	+31.0%	+18
Juvenile Miscellaneous	11	▲	+120.0%	+6

\* Compared to same time period as previous year  
 \*\* Case Type Categories are defined in the 2017 Virginia Judicial Workload Assessment  
 The data reported reflect the case management system. The case types reported may not necessitate judicial involvement.

**CPSS - JCMS CASELOAD STATISTICS OF THE JUVENILE & DOMESTIC RELATIONS DISTRICT COURTS**  
 January 2024 thru November 2024 Dispositions (Compared to January 2023 thru November 2023)

**Lunenburg**

District: 10 FIPS: 111

New to Workload Study	3	▲	-	+3
Other	57	▼	-10.9%	-7
Protective Orders	53	▲	+32.5%	+13
Support	108	▲	-18.2%	-24
Traffic	11	↔		0
<b>GRAND TOTAL</b>	<b>716</b>	▲	0.8%	+6

\* Compared to same time period as previous year

\*\* Case Type Categories are defined in the 2017 Virginia Judicial Workload Assessment

The data reported reflect the case management system. The case types reported may not necessitate judicial involvement.



2024 Overall GRAND TOTAL		Distribution of Caseload		Change*		Percentage (%) of Caseload			
<b>1,724</b>	-295 -14.6%	<b>Adult</b>	853	49%	-11.5% ▼	-111	<b>Adult</b>	47.7%	49.5%
2024		<b>Juvenile</b>	871	51%	-17.4% ▼	-184	<b>Juvenile</b>	52.3%	50.5%
2023		<b>GRAND TOTAL</b>	<b>1,724</b>	100%	-14.6% ▼	-295	<b>GRAND TOTAL</b>	100%	100%

**Dispositions by Division & Code**

Division	Case Type Description	Code	Summary	Change	% Change	Absolute Change	
<b>Adult</b>	Civil Support	VS	197	▼	-15.5%	-36	
	Show Cause	SC	163	▼	-4.1%	-7	
	Misdemeanor	CM	153	▼	-15.5%	-28	
	Other	OT	121	▲	-19.9%	-30	
	Family Abuse - Protective Order	FP	83	▲	+1.2%	+1	
	Felony	CF	69	▲	+9.5%	+6	
	Capias	CA	27	▼	-35.7%	-15	
	Motion - Protective Order	MP	15	▲	+7.1%	+1	
	Remand Support	RS	9	▼	-10.0%	-1	
	Non-Family Abuse Protective Order	AP	7	▲	+75.0%	+3	
	Violation of Protective Order	PV	4	▼	-55.6%	-5	
	Protective Order	PC	3	▲	-	+3	
	Restricted License for Non-Support	SL	1	▼	-50.0%	-1	
	Violation Family Abuse Protective Order	PS	1	▲	-	+1	
	Bond Forfeiture	BF	0	▼	-100.0%	-2	
Criminal Support	CS	0	▼	-100.0%	-1		
	<b>Total</b>		<b>853</b>	▼	<b>-11.5%</b>	<b>-111</b>	
<b>Juvenile</b>	Custody Visitation	CV	424	▼	-17.2%	-88	
	Misdemeanor	DM	124	▼	-1.6%	-2	
	Traffic	T	67	▲	+21.8%	+12	
	Motion - Protective Order	MP	63	▼	-21.3%	-17	
	Paternity	PT	49	▲	+14.0%	+6	
	Abuse and Neglect	AN	20	▼	-25.9%	-7	
	Felony	DF	18	▼	-67.9%	-38	
	Remand Custody	RC	16	▼	-15.8%	-3	
	Remand Visitation	RV	16	▲	+23.1%	+3	
	Child In Need of Services	CS	11	▼	-15.4%	-2	
	Permanency Planning	PH	11	▼	-15.4%	-2	
	Truancy	TR	10	▲	+233.3%	+7	
	Foster Care Review	FC	8	▼	-38.5%	-5	
	Initial Foster Care	IF	8	▼	-50.0%	-8	
	Terminate Parental Rights	TP	8	▼	-20.0%	-2	
	Status	ST	6	▼	-77.8%	-21	
	Emergency Custody Order	EC	3	▲	-	+3	
	Temporary Detention Order	TD	3	▼	-50.0%	-3	
	Civil Violation	CI	2	▲	-	+2	
	Entrustment	ET	1	▼	-75.0%	-3	
	Non-Family Abuse Protective Order	AP	1	▼	-80.0%	-4	
	Relief of Custody	CR	1	▼	-85.7%	-6	
	Voluntary Continuing Services and Support Agree	VA	1	▼	-75.0%	-3	
	Child at Risk	RI	0	▼	-100.0%	-1	
	Other	OT	0	▼	-100.0%	-1	
	Qualified Residential Treatment	QR	0	▼	-100.0%	-1	
		<b>Total</b>		<b>871</b>	▼	<b>-17.4%</b>	<b>-184</b>
	<b>GRAND TOTAL</b>			<b>1,724</b>	▼	<b>-14.6%</b>	<b>-295</b>

\* Compared to same time period as previous year

\*\* Case Type Categories are defined in the 2017 Virginia Judicial Workload Assessment

The data reported reflect the case management system. The case types reported may not necessitate judicial involvement.

**Dispositions by Major Case Category\*\***

Category	Summary	Change	% Change	Absolute Change
Adult Criminal	360	▲	-9.1%	-36
Child Dependency	58	▼	-39.6%	-38
Child in Need of Services/Supervision	21	▲	+31.3%	+5
Custody and Visitation	473	▼	-14.8%	-82
Delinquency	142	▼	-22.0%	-40
Juvenile Miscellaneous	6	▼	-77.8%	-21
New to Workload Study	2	▲	-	+2
Other	168	▲	-16.0%	-32
Protective Orders	169	▼	-8.6%	-16
Support	258	▼	-16.0%	-49
Traffic	67	▲	+21.8%	+12
<b>GRAND TOTAL</b>	<b>1,724</b>	▼	-14.6%	-295

\* Compared to same time period as previous year

\*\* Case Type Categories are defined in the 2017 Virginia Judicial Workload Assessment

The data reported reflect the case management system. The case types reported may not necessitate judicial involvement.

2024 Overall GRAND TOTAL		Distribution of Caseload			Change*		Percentage (%) of Caseload		
<b>1,005</b>	-124 -11.0%	<b>Adult</b>	528	53%	-21.7% ▼	-146	<b>Adult</b>	59.7%	52.5%
2024		<b>Juvenile</b>	477	47%	4.8% ▲	+22	<b>Juvenile</b>	40.3%	47.5%
2023		<b>GRAND TOTAL</b>	<b>1,005</b>	100%	-11.0% ▼	-124	<b>GRAND TOTAL</b>	100%	100%

Dispositions by Division & Code

Division	Case Type Description	Code	Summary	Change	% Change	Absolute Change
<b>Adult</b>	Civil Support	VS	114	▼	-31.3%	-52
	Misdemeanor	CM	108	▼	-6.1%	-7
	Other	OT	92	▼	-25.2%	-31
	Show Cause	SC	84	▼	-47.8%	-77
	Family Abuse - Protective Order	FP	50	▲	+22.0%	+9
	Capias	CA	33	▲	+17.9%	+5
	Felony	CF	32	▲	+28.0%	+7
	Motion - Protective Order	MP	9	▲	+28.6%	+2
	Non-Family Abuse Protective Order	AP	5	▼	-37.5%	-3
	Protective Order	PC	1	▲	-	+1
	<b>Total</b>		<b>528</b>	▼	<b>-21.7%</b>	<b>-146</b>
<b>Juvenile</b>	Custody Visitation	CV	314	▲	+1.0%	+3
	Misdemeanor	DM	45	▲	+25.0%	+9
	Traffic	T	40	▼	-13.0%	-6
	Paternity	PT	11	▲	+120.0%	+6
	Child In Need of Services	CS	10	▲	+233.3%	+7
	Felony	DF	10	▼	-47.4%	-9
	Motion - Protective Order	MP	10	▲	+900.0%	+9
	Temporary Detention Order	TD	8	▲	+100.0%	+4
	Abuse and Neglect	AN	6	▼	-40.0%	-4
	Truancy	TR	4	▲	+33.3%	+1
	Capias	CA	3	▲	+200.0%	+2
	Show Cause	SC	3	▼	-25.0%	-1
	Emergency Custody Order	EC	2	↔	-	-
	Non-Family Abuse Protective Order	AP	2	▲	+100.0%	+1
	Permanency Planning	PH	2	▲	-	+2
	Remand Custody	RC	2	▲	+100.0%	+1
	Civil Violation	CI	1	▲	-	+1
	Foster Care Review	FC	1	▼	-80.0%	-4
	Other	OT	1	▲	-	+1
	Remand Visitation	RV	1	↔	-	-
Status	ST	1	▲	-	+1	
Terminate Parental Rights	TP	0	▼	-100.0%	-2	
	<b>Total</b>		<b>477</b>	▲	<b>4.8%</b>	<b>+22</b>
<b>GRAND TOTAL</b>			<b>1,005</b>	▼	<b>-11.0%</b>	<b>-124</b>

Dispositions by Major Case Category\*\*

Category	Summary	Change	% Change	Absolute Change
Adult Criminal	220	▲	-10.6%	-26
Child Dependency	9	▲	-47.1%	-8
Child in Need of Services/Supervision	14	▲	+75.0%	+6
Custody and Visitation	325	▲	+2.8%	+9
Delinquency	61	▲	+5.2%	+3
Juvenile Miscellaneous	1	▲	-	+1
New to Workload Study	1	▲	-	+1
Other	106	▲	-19.1%	-25

\* Compared to same time period as previous year  
 \*\* Case Type Categories are defined in the 2017 Virginia Judicial Workload Assessment  
 The data reported reflect the case management system. The case types reported may not necessitate judicial involvement.

Protective Orders	76	▲	+31.0%	+18
Support	152	▼	-39.0%	-97
Traffic	40	▼	-13.0%	-6
<b>GRAND TOTAL</b>	<b>1,005</b>	▼	-11.0%	-124

\* Compared to same time period as previous year

\*\* Case Type Categories are defined in the 2017 Virginia Judicial Workload Assessment

The data reported reflect the case management system. The case types reported may not necessitate judicial involvement.

2024 Overall GRAND TOTAL		Distribution of Caseload		Change*		Percentage (%) of Caseload			
<b>775</b> +85 12.3% 	<b>775</b> +85 12.3%	<b>Adult</b>	429	55%	26.5% ▲	+90	<b>Adult</b>	49.1%	55.4%
		<b>Juvenile</b>	346	45%	-1.4% ▼	-5	<b>Juvenile</b>	50.9%	44.6%
<b>GRAND TOTAL</b>		<b>775</b>	100%	12.3% ▲	+85	<b>GRAND TOTAL</b>	100%	100%	

Dispositions by Division & Code

Division	Case Type Description	Code	Summary	Change	% Change	Absolute Change
<b>Adult</b>	Misdemeanor	CM	101	▲	+65.6%	+40
	Civil Support	VS	87	▲	+26.1%	+18
	Show Cause	SC	80	▲	+25.0%	+16
	Other	OT	73	▲	+15.9%	+10
	Felony	CF	30	▲	+172.7%	+19
	Capias	CA	24	▼	-22.6%	-7
	Family Abuse - Protective Order	FP	23	▼	-17.9%	-5
	Motion - Protective Order	MP	4	▼	-20.0%	-1
	Remand Support	RS	4	▲	+33.3%	+1
	Non-Family Abuse Protective Order	AP	3	▲	+50.0%	+1
	Protective Order	PC	0	▼	-100.0%	-1
	Restricted License for Non-Support	SL	0	▼	-100.0%	-1
	Total			<b>429</b>	▲	<b>26.5%</b>
<b>Juvenile</b>	Custody Visitation	CV	180	▼	-22.1%	-51
	Show Cause	SC	69	▲	+146.4%	+41
	Misdemeanor	DM	26	▲	+52.9%	+9
	Truancy	TR	24	▲	+166.7%	+15
	Remand Custody	RC	12	▲	+20.0%	+2
	Traffic	T	6	▼	-60.0%	-9
	Felony	DF	4	▼	-33.3%	-2
	Terminate Parental Rights	TP	4	▲	-	+4
	Foster Care Review	FC	3	▲	+200.0%	+2
	Paternity	PT	3	▼	-40.0%	-2
	Non-Family Abuse Protective Order	AP	2	↔	-	-
	Permanency Planning	PH	2	▼	-75.0%	-6
	Remand Visitation	RV	2	▲	-	+2
	Special Immigrant Juvenile Status	SI	2	▲	-	+2
	Temporary Detention Order	TD	2	↔	-	-
	Voluntary Continuing Services and Support Agreem	VA	2	▼	-50.0%	-2
	Child In Need of Services	CS	1	▼	-50.0%	-1
	Emergency Custody Order	EC	1	▲	-	+1
	Initial Foster Care	IF	1	▲	-	+1
	Capias	CA	0	▼	-100.0%	-1
	Motion - Protective Order	MP	0	▼	-100.0%	-3
	Other	OT	0	▼	-100.0%	-2
	Qualified Residential Treatment	QR	0	▼	-100.0%	-4
	Relief of Custody	CR	0	▼	-100.0%	-1
	Total			<b>346</b>	▼	<b>-1.4%</b>
<b>GRAND TOTAL</b>			<b>775</b>	▲	<b>12.3%</b>	<b>+85</b>

Dispositions by Major Case Category\*\*

Category	Summary	Change	% Change	Absolute Change
Adult Criminal	221	▲	+53.5%	+77
Child Dependency	12	▲	-33.3%	-6
Child in Need of Services/Supervision	25	▲	+127.3%	+14
Custody and Visitation	183	▼	-22.5%	-53
Delinquency	99	▲	+90.4%	+47

\* Compared to same time period as previous year  
 \*\* Case Type Categories are defined in the 2017 Virginia Judicial Workload Assessment  
 The data reported reflect the case management system. The case types reported may not necessitate judicial involvement.

**CPSS - JCMS CASELOAD STATISTICS OF THE JUVENILE & DOMESTIC RELATIONS DISTRICT COURTS**  
 January 2024 thru November 2024 Dispositions (Compared to January 2023 thru November 2023)

New to Workload Study	2	▲	-	+2
Other	94	▲	+17.5%	+14
Protective Orders	32	▼	-20.0%	-8
Support	101	▼	+7.4%	+7
Traffic	6	▼	-60.0%	-9
<b>GRAND TOTAL</b>	<b>775</b>	▲	12.3%	+85

\* Compared to same time period as previous year

\*\* Case Type Categories are defined in the 2017 Virginia Judicial Workload Assessment

The data reported reflect the case management system. The case types reported may not necessitate judicial involvement.

2024 Overall GRAND TOTAL		Distribution of Caseload			Change*		Percentage (%) of Caseload		
<b>1,826</b> +46 2.6% 	2024 2023	<b>Adult</b>	944	52%	-1.4% ▼	-13	<b>Adult</b>	53.8%	51.7%
		<b>Juvenile</b>	882	48%	7.2% ▲	+59	<b>Juvenile</b>	46.2%	48.3%
<b>GRAND TOTAL</b>		<b>1,826</b>	100%	2.6% ▲	+46	<b>GRAND TOTAL</b>	100%	100%	

Dispositions by Division & Code

Division	Case Type Description	Code	Summary	Change	% Change	Absolute Change	
<b>Adult</b>	Misdemeanor	CM	219	▼	-11.7%	-29	
	Other	OT	181	▼	-8.1%	-16	
	Civil Support	VS	166	▼	-8.8%	-16	
	Show Cause	SC	142	▲	+13.6%	+17	
	Felony	CF	98	▲	+38.0%	+27	
	Capias	CA	67	▲	+55.8%	+24	
	Family Abuse - Protective Order	FP	58	▼	-13.4%	-9	
	Non-Family Abuse Protective Order	AP	7	▼	-30.0%	-3	
	Motion - Protective Order	MP	5	▼	-61.5%	-8	
	Criminal Support	CS	1	▲	-	+1	
	Restricted License for Non-Support	SL	0	▼	-100.0%	-1	
	Total			<b>944</b>	▼	-1.4%	-13
<b>Juvenile</b>	Custody Visitation	CV	511	▼	-4.8%	-26	
	Misdemeanor	DM	125	▲	+83.8%	+57	
	Traffic	T	58	▼	-10.8%	-7	
	Felony	DF	39	▲	+2.6%	+1	
	Abuse and Neglect	AN	27	▲	+125.0%	+15	
	Permanency Planning	PH	20	▼	-4.8%	-1	
	Terminate Parental Rights	TP	18	▲	+50.0%	+6	
	Foster Care Review	FC	17	▲	+30.8%	+4	
	Initial Foster Care	IF	13	▲	+116.7%	+7	
	Paternity	PT	11	▼	-15.4%	-2	
	Child In Need of Services	CS	8	▲	+60.0%	+3	
	Temporary Detention Order	TD	7	↔	-	-	
	Emergency Custody Order	EC	6	▲	+500.0%	+5	
	Show Cause	SC	5	▼	-50.0%	-5	
	Capias	CA	4	▼	-20.0%	-1	
	Other	OT	4	▲	+300.0%	+3	
	Non-Family Abuse Protective Order	AP	2	▲	+100.0%	+1	
	Truancy	TR	2	▼	-50.0%	-2	
	Civil Violation	CI	1	▲	-	+1	
	Relief of Custody	CR	1	↔	-	-	
	Restricted Operators License	RL	1	▲	-	+1	
	Special Immigrant Juvenile Status	SI	1	↔	-	-	
	Voluntary Continuing Services and Support Agreem	VA	1	▲	-	+1	
	Emancipation	EP	0	▼	-100.0%	-1	
	Violation Family Abuse Protective Order	PS	0	▼	-100.0%	-1	
	Total			<b>882</b>	▲	7.2%	+59
	<b>GRAND TOTAL</b>			<b>1,826</b>	▲	2.6%	+46

Dispositions by Major Case Category\*\*

Category	Summary	Change	% Change	Absolute Change
Adult Criminal	457	▲	+5.1%	+22
Child Dependency	97	▲	+49.2%	+32
Child in Need of Services/Supervision	10	▲	+11.1%	+1
Custody and Visitation	522	▼	-5.1%	-28
Delinquency	173	▼	+41.8%	+51

\* Compared to same time period as previous year

\*\* Case Type Categories are defined in the 2017 Virginia Judicial Workload Assessment

The data reported reflect the case management system. The case types reported may not necessitate judicial involvement.

**CPSS - JCMS CASELOAD STATISTICS OF THE JUVENILE & DOMESTIC RELATIONS DISTRICT COURTS**  
 January 2024 thru November 2024 Dispositions (Compared to January 2023 thru November 2023)

Juvenile Miscellaneous	0	▼	-100.0%	-1
New to Workload Study	2	▲	+100.0%	+1
Other	198	▲	-3.9%	-8
Protective Orders	72	▼	-20.9%	-19
Support	236	▲	+0.4%	+1
Traffic	59	▲	-9.2%	-6
<b>GRAND TOTAL</b>	<b>1,826</b>	▲	2.6%	+46

\* Compared to same time period as previous year

\*\* Case Type Categories are defined in the 2017 Virginia Judicial Workload Assessment

The data reported reflect the case management system. The case types reported may not necessitate judicial involvement.



2024 Overall GRAND TOTAL		Distribution of Caseload		Change*		Percentage (%) of Caseload			
<b>821</b>	-113 -12.1%	<b>Adult</b>	443 54%	-7.5%	▼	-36	<b>Adult</b>	51.3%	54.0%
2024		<b>Juvenile</b>	378 46%	-16.9%	▼	-77	<b>Juvenile</b>	48.7%	46.0%
2023		<b>GRAND TOTAL</b>	<b>821</b> 100%	-12.1%	▼	-113	<b>GRAND TOTAL</b>	100%	100%

Dispositions by Division & Code

Division	Case Type Description	Code	Summary	Change	% Change	Absolute Change
<b>Adult</b>	Show Cause	SC	92	▲	+16.5%	+13
	Misdemeanor	CM	87	▼	-11.2%	-11
	Other	OT	87	▼	-9.4%	-9
	Civil Support	VS	76	▼	-24.8%	-25
	Capias	CA	44	▲	+22.2%	+8
	Felony	CF	22	▼	-18.5%	-5
	Family Abuse - Protective Order	FP	18	▼	-40.0%	-12
	Motion - Protective Order	MP	8	▲	+100.0%	+4
	Violation of Protective Order	PV	3	▼	-50.0%	-3
	Non-Family Abuse Protective Order	AP	2	▲	+100.0%	+1
	Remand Support	RS	2	▲	-	+2
	Emergency Substantial Risk Order	SR	1	▲	-	+1
	Protective Order	PC	1	▲	-	+1
	Criminal Support	CS	0	▼	-100.0%	-1
	<b>Total</b>		<b>443</b>	▼	<b>-7.5%</b>	<b>-36</b>
<b>Juvenile</b>	Custody Visitation	CV	195	▼	-22.6%	-57
	Misdemeanor	DM	37	▼	-39.3%	-24
	Show Cause	SC	37	▲	+48.0%	+12
	Abuse and Neglect	AN	29	▲	+314.3%	+22
	Truancy	TR	22	▲	+57.1%	+8
	Traffic	T	16	▼	-30.4%	-7
	Felony	DF	9	▼	-40.0%	-6
	Civil Violation	CI	6	▲	-	+6
	Motion - Protective Order	MP	5	▲	+400.0%	+4
	Status	ST	4	▲	+300.0%	+3
	Paternity	PT	3	▼	-70.0%	-7
	Voluntary Continuing Services and Support Agree	VA	3	▼	-57.1%	-4
	Child In Need of Services	CS	2	▼	-33.3%	-1
	Initial Foster Care	IF	2	▲	+100.0%	+1
	Temporary Detention Order	TD	2	↔	-	-
	Foster Care Review	FC	1	▼	-75.0%	-3
	Non-Family Abuse Protective Order	AP	1	▼	-66.7%	-2
	Other	OT	1	▼	-85.7%	-6
	Remand Custody	RC	1	▼	-50.0%	-1
	Remand Visitation	RV	1	▲	-	+1
	Terminate Parental Rights	TP	1	▼	-80.0%	-4
	Permanency Planning	PH	0	▼	-100.0%	-11
	Qualified Residential Treatment	QR	0	▼	-100.0%	-1
		<b>Total</b>		<b>378</b>	▼	<b>-16.9%</b>
	<b>GRAND TOTAL</b>		<b>821</b>	▼	<b>-12.1%</b>	<b>-113</b>

Dispositions by Major Case Category\*\*

Category	Summary	Change	% Change	Absolute Change
Adult Criminal	195	▲	-4.4%	-9
Child Dependency	36	▲	-	0
Child in Need of Services/Supervision	24	▲	+41.2%	+7
Custody and Visitation	198	▼	-24.4%	-64

\* Compared to same time period as previous year  
 \*\* Case Type Categories are defined in the 2017 Virginia Judicial Workload Assessment  
 The data reported reflect the case management system. The case types reported may not necessitate judicial involvement.

**CPSS - JCMS CASELOAD STATISTICS OF THE JUVENILE & DOMESTIC RELATIONS DISTRICT COURTS**  
 January 2024 thru November 2024 Dispositions (Compared to January 2023 thru November 2023)

Delinquency	83	▼	-17.8%	-18
Juvenile Miscellaneous	4	▲	+300.0%	+3
New to Workload Study	7	▲	-	+7
Other	94	▲	-12.1%	-13
Protective Orders	34	▲	-12.8%	-5
Support	130	▼	-9.7%	-14
Traffic	16	▼	-30.4%	-7
<b>GRAND TOTAL</b>	<b>821</b>	▼	-12.1%	-113

\* Compared to same time period as previous year  
 \*\* Case Type Categories are defined in the 2017 Virginia Judicial Workload Assessment  
 The data reported reflect the case management system. The case types reported may not necessitate judicial involvement.

2024 Overall GRAND TOTAL		Distribution of Caseload			Change*		Percentage (%) of Caseload		
<b>3,087</b> +89 3.0% 	<b>Adult</b> <b>Juvenile</b> <b>GRAND TOTAL</b>	2,084	68%	6.1% ▲	+119	65.5%	67.5%		
		1,003	32%	-2.9% ▼	-30	34.5%	32.5%		
		<b>3,087</b>	100%	3.0% ▲	+89	<b>100%</b>	<b>100%</b>		

Dispositions by Division & Code

Division	Case Type Description	Code	Summary	Change	% Change	Absolute Change	
<b>Adult</b>	Misdemeanor	CM	576	▲	+8.9%	+47	
	Other	OT	494	▲	+11.0%	+49	
	Civil Support	VS	344	▲	+50.9%	+116	
	Show Cause	SC	225	▼	-16.0%	-43	
	Capias	CA	184	▼	-14.8%	-32	
	Felony	CF	128	▼	-14.1%	-21	
	Family Abuse - Protective Order	FP	108	▲	+16.1%	+15	
	Motion - Protective Order	MP	9	▼	-35.7%	-5	
	Violation of Protective Order	PV	7	▼	-12.5%	-1	
	Bond Forfeiture	BF	3	▼	-66.7%	-6	
	Non-Family Abuse Protective Order	AP	3	▲	+200.0%	+2	
	Protective Order	PC	2	▲	-	+2	
	Restricted License for Non-Support	SL	1	▼	-75.0%	-3	
	Remand Support	RS	0	▼	-100.0%	-1	
Total			<b>2,084</b>	▲	<b>6.1%</b>	<b>+119</b>	
<b>Juvenile</b>	Custody Visitation	CV	569	▲	+1.1%	+6	
	Mental Commitment	MC	94	▼	-31.9%	-44	
	Misdemeanor	DM	87	▲	+20.8%	+15	
	Felony	DF	59	▲	+110.7%	+31	
	Show Cause	SC	25	▲	+108.3%	+13	
	Traffic	T	24	▼	-40.0%	-16	
	Permanency Planning	PH	23	▲	+283.3%	+17	
	Truancy	TR	22	▲	+144.4%	+13	
	Paternity	PT	18	▼	-21.7%	-5	
	Foster Care Review	FC	14	▼	-39.1%	-9	
	Temporary Detention Order	TD	11	▲	+22.2%	+2	
	Abuse and Neglect	AN	9	▼	-71.0%	-22	
	Emergency Custody Order	EC	9	▲	+125.0%	+5	
	Initial Foster Care	IF	7	▼	-56.3%	-9	
	Other	OT	6	▲	+200.0%	+4	
	Status	ST	6	▲	+50.0%	+2	
	Special Immigrant Juvenile Status	SI	5	▼	-16.7%	-1	
	Child In Need of Services	CS	4	↔	-	-	
	Terminate Parental Rights	TP	4	▼	-60.0%	-6	
	Non-Family Abuse Protective Order	AP	2	▼	-87.5%	-14	
	Voluntary Continuing Services and Support Agree	VA	2	▲	+100.0%	+1	
	Civil Violation	CI	1	▲	-	+1	
	Emancipation	EP	1	▲	-	+1	
	Family Abuse - Protective Order	FP	1	▼	-50.0%	-1	
	Qualified Residential Treatment	QR	0	▼	-100.0%	-1	
	Relief of Custody	CR	0	▼	-100.0%	-3	
	Remand Custody	RC	0	▼	-100.0%	-6	
	Remand Visitation	RV	0	▼	-100.0%	-4	
	Total			<b>1,003</b>	▼	<b>-2.9%</b>	<b>-30</b>
	<b>GRAND TOTAL</b>			<b>3,087</b>	▲	<b>3.0%</b>	<b>+89</b>

\* Compared to same time period as previous year  
 \*\* Case Type Categories are defined in the 2017 Virginia Judicial Workload Assessment  
 The data reported reflect the case management system. The case types reported may not necessitate judicial involvement.

Dispositions by Major Case Category\*\*

Category	Summary	Change	% Change	Absolute Change
Adult Criminal	958	▲	-1.9%	-19
Child Dependency	59	▼	-35.2%	-32
Child in Need of Services/Supervision	28	▲	+115.4%	+15
Custody and Visitation	587	▼	+0.2%	+1
Delinquency	169	▲	+50.9%	+57
Juvenile Miscellaneous	7	▲	+75.0%	+3
New to Workload Study	6	▲		0
Other	614	▲	+0.8%	+5
Protective Orders	123	▲	-2.4%	-3
Support	512	▼	+18.0%	+78
Traffic	24	▼	-40.0%	-16
<b>GRAND TOTAL</b>	<b>3,087</b>	▲	3.0%	+89

\* Compared to same time period as previous year

\*\* Case Type Categories are defined in the 2017 Virginia Judicial Workload Assessment

The data reported reflect the case management system. The case types reported may not necessitate judicial involvement.

2024 Overall GRAND TOTAL		Distribution of Caseload		Change*		Percentage (%) of Caseload			
<b>1,052</b>	+160 17.9%	<b>Adult</b>	587	56%	19.3% ▲	+95	<b>Adult</b>	55.2%	55.8%
2024		<b>Juvenile</b>	465	44%	16.3% ▲	+65	<b>Juvenile</b>	44.8%	44.2%
2023		<b>GRAND TOTAL</b>	<b>1,052</b>	100%	17.9% ▲	+160	<b>GRAND TOTAL</b>	100%	100%

**Dispositions by Division & Code**

Division	Case Type Description	Code	Summary	Change	% Change	Absolute Change
<b>Adult</b>	Show Cause	SC	124	▲	+17.0%	+18
	Civil Support	VS	121	▲	+24.7%	+24
	Misdemeanor	CM	116	▲	+18.4%	+18
	Other	OT	84	▲	+7.7%	+6
	Family Abuse - Protective Order	FP	47	▲	+42.4%	+14
	Felony	CF	41	▲	+70.8%	+17
	Capias	CA	33	▲	+13.8%	+4
	Remand Support	RS	9	▼	-25.0%	-3
	Motion - Protective Order	MP	7	▼	-22.2%	-2
	Non-Family Abuse Protective Order	AP	3	▼	-40.0%	-2
	Violation Family Abuse Protective Order	PS	1	▲	-	+1
	Violation of Protective Order	PV	1	↔	-	-
	<b>Total</b>		<b>587</b>	<b>▲</b>	<b>19.3%</b>	<b>+95</b>
<b>Juvenile</b>	Custody Visitation	CV	318	▲	+47.9%	+103
	Misdemeanor	DM	30	▲	+7.1%	+2
	Traffic	T	22	▼	-12.0%	-3
	Felony	DF	18	▲	+125.0%	+10
	Show Cause	SC	16	▼	-61.9%	-26
	Child In Need of Services	CS	8	▼	-11.1%	-1
	Remand Custody	RC	7	▼	-46.2%	-6
	Remand Visitation	RV	7	▼	-46.2%	-6
	Civil Violation	CI	6	▲	-	+6
	Truancy	TR	6	▼	-53.8%	-7
	Abuse and Neglect	AN	5	▼	-58.3%	-7
	Non-Family Abuse Protective Order	AP	4	▲	+100.0%	+2
	Other	OT	4	▲	+300.0%	+3
	Permanency Planning	PH	4	↔	-	-
	Status	ST	4	↔	-	-
	Foster Care Review	FC	2	▼	-66.7%	-4
	Temporary Detention Order	TD	2	▲	-	+2
	Initial Foster Care	IF	1	▼	-50.0%	-1
	Qualified Residential Treatment	QR	1	↔	-	-
Paternity	PT	0	▼	-100.0%	-2	
	<b>Total</b>		<b>465</b>	<b>▲</b>	<b>16.3%</b>	<b>+65</b>
	<b>GRAND TOTAL</b>		<b>1,052</b>	<b>▲</b>	<b>17.9%</b>	<b>+160</b>

**Dispositions by Major Case Category\*\***

Category	Summary	Change	% Change	Absolute Change
Adult Criminal	266	▲	+23.1%	+50
Child Dependency	13	▼	-48.0%	-12
Child in Need of Services/Supervision	14	▼	-36.4%	-8
Custody and Visitation	318	▼	+46.5%	+101
Delinquency	64	▲	-17.9%	-14
Juvenile Miscellaneous	4	↔	-	0
New to Workload Study	6	▲	-	+6
Other	113	▲	-3.4%	-4

\* Compared to same time period as previous year  
 \*\* Case Type Categories are defined in the 2017 Virginia Judicial Workload Assessment  
 The data reported reflect the case management system. The case types reported may not necessitate judicial involvement.

**CPSS - JCMS CASELOAD STATISTICS OF THE JUVENILE & DOMESTIC RELATIONS DISTRICT COURTS**  
 January 2024 thru November 2024 Dispositions (Compared to January 2023 thru November 2023)

Protective Orders	61	▲	+24.5%	+12
Support	171	▲	+23.0%	+32
Traffic	22	▼	-12.0%	-3
<b>GRAND TOTAL</b>	<b>1,052</b>	▲	17.9%	+160

\* Compared to same time period as previous year  
 \*\* Case Type Categories are defined in the 2017 Virginia Judicial Workload Assessment  
 The data reported reflect the case management system. The case types reported may not necessitate judicial involvement.

2024 Overall GRAND TOTAL		Distribution of Caseload		Change*		Percentage (%) of Caseload		
<b>17,852</b>	-1,083 -5.7%	<b>Adult</b>	9,242 52%	-0.4% ▼	-40	<b>Adult</b>	49.0%	51.8%
2024		<b>Juvenile</b>	8,610 48%	-10.8% ▼	-1,043	<b>Juvenile</b>	51.0%	48.2%
2023		<b>GRAND TOTAL</b>	<b>17,852</b> 100%	-5.7% ▼	-1,083	<b>GRAND TOTAL</b>	100%	100%

**Dispositions by Division & Code**

Division	Case Type Description	Code	Summary	Change	% Change	Absolute Change
<b>Adult</b>	Civil Support	VS	1,998	▼	-1.2%	-24
	Misdemeanor	CM	1,901	▼	-5.3%	-106
	Show Cause	SC	1,682	▲	+3.6%	+59
	Other	OT	1,365	▼	+3.6%	+47
	Family Abuse - Protective Order	FP	802	▼	-4.8%	-40
	Felony	CF	598	▲	+7.9%	+44
	Capias	CA	555	▲	+14.9%	+72
	Remand Support	RS	135	▼	-29.3%	-56
	Motion - Protective Order	MP	104	▼	-31.6%	-48
	Violation of Protective Order	PV	53	▲	+1.9%	+1
	Non-Family Abuse Protective Order	AP	47	▲	+42.4%	+14
	Return of Desposit (Bondsman)	RD	1	▲	-	+1
	Temporary Detention Order	TD	1	▲	-	+1
	Criminal Support	CS	0	▼	-100.0%	-2
Violation Family Abuse Protective Order	PS	0	▼	-100.0%	-3	
	<b>Total</b>		<b>9,242</b>	▼	<b>-0.4%</b>	<b>-40</b>
<b>Juvenile</b>	Custody Visitation	CV	5,285	▼	-11.7%	-703
	Misdemeanor	DM	1,283	▲	+9.5%	+111
	Traffic	T	512	▼	-19.6%	-125
	Felony	DF	425	▲	+1.4%	+6
	Remand Custody	RC	187	▼	-49.7%	-185
	Remand Visitation	RV	182	▼	-34.5%	-96
	Special Immigrant Juvenile Status	SI	130	▲	+28.7%	+29
	Status	ST	124	▼	-23.5%	-38
	Paternity	PT	63	▲	+1.6%	+1
	Permanency Planning	PH	55	▼	-17.9%	-12
	Foster Care Review	FC	51	▲	+10.9%	+5
	Child In Need of Services	CS	47	▼	-14.5%	-8
	Abuse and Neglect	AN	37	▲	+12.1%	+4
	Non-Family Abuse Protective Order	AP	36	▼	-2.7%	-1
	Temporary Detention Order	TD	35	▼	-36.4%	-20
	Terminate Parental Rights	TP	29	▼	-14.7%	-5
	Initial Foster Care	IF	24	▼	-20.0%	-6
	Truancy	TR	24	▲	+60.0%	+9
	Show Cause	SC	17	▼	+70.0%	+7
	Emergency Custody Order	EC	15	▼	-25.0%	-5
	Civil Violation	CI	11	▲	+266.7%	+8
	Family Abuse - Protective Order	FP	11	▲	+120.0%	+6
	Voluntary Continuing Services and Support Agreem	VA	11	▲	+37.5%	+3
	Motion - Protective Order	MP	8	▲	+33.3%	+2
	Relief of Custody	CR	7	▼	-68.2%	-15
	Capias	CA	1	↔	-	-
	Emancipation	EP	0	▼	-100.0%	-1
	Juvenile Support	JS	0	▼	-100.0%	-1
	Other	OT	0	▼	-100.0%	-10
	Qualified Residential Treatment	QR	0	▼	-100.0%	-3
		<b>Total</b>		<b>8,610</b>	▼	<b>-10.8%</b>
	<b>GRAND TOTAL</b>		<b>17,852</b>	▼	<b>-5.7%</b>	<b>-1,083</b>

\* Compared to same time period as previous year      \*\* Case Type Categories are defined in the 2017 Virginia Judicial Workload Assessment  
 The data reported reflect the case management system. The case types reported may not necessitate judicial involvement.

**Dispositions by Major Case Category\*\***

Category	Summary	Change	% Change	Absolute Change
Adult Criminal	4,110	▼	+0.3%	+13
Child Dependency	214	▼	-11.9%	-29
Child in Need of Services/Supervision	71	▼		0
Custody and Visitation	5,348	▼	-11.6%	-702
Delinquency	1,726	▲	+7.8%	+125
Juvenile Miscellaneous	124	▼	-23.9%	-39
New to Workload Study	141	▲	+35.6%	+37
Other	1,921	▲	-14.4%	-323
Protective Orders	1,008	▲	-6.2%	-67
Support	2,677	▼	+1.0%	+27
Traffic	512	▼	-19.6%	-125
<b>GRAND TOTAL</b>	<b>17,852</b>	▼	-5.7%	-1,083

\* Compared to same time period as previous year

\*\* Case Type Categories are defined in the 2017 Virginia Judicial Workload Assessment

The data reported reflect the case management system. The case types reported may not necessitate judicial involvement.



2024 Overall GRAND TOTAL		Distribution of Caseload			Change*		Percentage (%) of Caseload			
<b>1,360</b>	-176 -11.5%	<b>Adult</b>	725	53%	-8.7%	▼	-69	<b>Adult</b>	51.7%	53.3%
2024		<b>Juvenile</b>	635	47%	-14.4%	▼	-107	<b>Juvenile</b>	48.3%	46.7%
2023		<b>GRAND TOTAL</b>	<b>1,360</b>	100%	-11.5%	▼	-176	<b>GRAND TOTAL</b>	100%	100%

Dispositions by Division & Code

Division	Case Type Description	Code	Summary	Change	% Change	Absolute Change	
<b>Adult</b>	Misdemeanor	CM	145	▼	-28.9%	-59	
	Civil Support	VS	135	▲	+12.5%	+15	
	Other	OT	134	▲	-5.6%	-8	
	Show Cause	SC	111	▲	-1.8%	-2	
	Family Abuse - Protective Order	FP	79	▲	+51.9%	+27	
	Capias	CA	65	▲	+8.3%	+5	
	Felony	CF	49	▼	-38.0%	-30	
	Motion - Protective Order	MP	5	▼	-58.3%	-7	
	Non-Family Abuse Protective Order	AP	1	▼	-90.0%	-9	
	Remand Support	RS	1	↔		-	
	Restricted License for Non-Support	SL	0	▼	-100.0%	-1	
		<b>Total</b>		<b>725</b>	▼	<b>-8.7%</b>	<b>-69</b>
<b>Juvenile</b>	Custody Visitation	CV	390	▲	+13.4%	+46	
	Misdemeanor	DM	107	▼	-23.6%	-33	
	Felony	DF	24	▼	-46.7%	-21	
	Traffic	T	23	▼	-62.3%	-38	
	Status	ST	20	▲	-51.2%	-21	
	Truancy	TR	12	▼	-7.7%	-1	
	Terminate Parental Rights	TP	8	▼	-57.9%	-11	
	Foster Care Review	FC	7	▼	-56.3%	-9	
	Non-Family Abuse Protective Order	AP	6	↔		-	
	Abuse and Neglect	AN	5	▼	-37.5%	-3	
	Other	OT	5	▲	-	+5	
	Show Cause	SC	5	▲	+150.0%	+3	
	Child In Need of Services	CS	4	▲	+33.3%	+1	
	Permanency Planning	PH	4	▼	-60.0%	-6	
	Temporary Detention Order	TD	4	▼	-33.3%	-2	
	Emergency Custody Order	EC	3	▲	+50.0%	+1	
	Paternity	PT	3	▲	+50.0%	+1	
	Remand Visitation	RV	2	↔		-	
	Capias	CA	1	▼	-80.0%	-4	
	Family Abuse - Protective Order	FP	1	▲	-	+1	
	Remand Custody	RC	1	▼	-66.7%	-2	
	Initial Foster Care	IF	0	▼	-100.0%	-10	
	Qualified Residential Treatment	QR	0	▼	-100.0%	-2	
	Special Immigrant Juvenile Status	SI	0	▼	-100.0%	-1	
	Voluntary Continuing Services and Support Agree	VA	0	▼	-100.0%	-1	
		<b>Total</b>		<b>635</b>	▼	<b>-14.4%</b>	<b>-107</b>
		<b>GRAND TOTAL</b>		<b>1,360</b>	▼	<b>-11.5%</b>	<b>-176</b>

Dispositions by Major Case Category\*\*

Category	Summary	Change	% Change	Absolute Change
Adult Criminal	309	▼	-27.1%	-115
Child Dependency	24	▼	-63.6%	-42
Child in Need of Services/Supervision	18	▲	+5.9%	+1
Custody and Visitation	393	▲	+13.6%	+47
Delinquency	135	▲	-29.3%	-56

\* Compared to same time period as previous year  
 \*\* Case Type Categories are defined in the 2017 Virginia Judicial Workload Assessment  
 The data reported reflect the case management system. The case types reported may not necessitate judicial involvement.

Juvenile Miscellaneous	20	▲	-51.2%	-21
New to Workload Study	0	▼	-100.0%	-1
Other	150	▲	-3.8%	-6
Protective Orders	92	▲	+15.0%	+12
Support	196	▲	+28.1%	+43
Traffic	23	▼	-62.3%	-38
<b>GRAND TOTAL</b>	<b>1,360</b>	▼	-11.5%	-176

\* Compared to same time period as previous year

\*\* Case Type Categories are defined in the 2017 Virginia Judicial Workload Assessment

The data reported reflect the case management system. The case types reported may not necessitate judicial involvement.

2024 Overall GRAND TOTAL		Distribution of Caseload			Change*		Percentage (%) of Caseload		
<b>12,874</b>	+58 0.5%	<b>Adult</b>	7,380	57%	1.7% ▲	+126	<b>Adult</b>	56.6%	57.3%
2024		<b>Juvenile</b>	5,494	43%	-1.2% ▼	-68	<b>Juvenile</b>	43.4%	42.7%
2023		<b>GRAND TOTAL</b>	<b>12,874</b>	100%	0.5% ▲	+58	<b>GRAND TOTAL</b>	100%	100%

**Dispositions by Division & Code**

Division	Case Type Description	Code	Summary	Change	% Change	Absolute Change	
<b>Adult</b>	Other	OT	1,553	▲	+8.1%	+117	
	Misdemeanor	CM	1,536	▲	+5.7%	+83	
	Show Cause	SC	1,494	▲	+0.6%	+9	
	Civil Support	VS	952	▼	-9.9%	-105	
	Capias	CA	866	▼	-1.1%	-10	
	Family Abuse - Protective Order	FP	499	▼	-1.8%	-9	
	Felony	CF	411	▲	+5.9%	+23	
	Non-Family Abuse Protective Order	AP	29	▲	+38.1%	+8	
	Motion - Protective Order	MP	19	▼	-9.5%	-2	
	Restricted License for Non-Support	SL	7	▲	+250.0%	+5	
	Remand Support	RS	6	▲	+500.0%	+5	
	Violation of Protective Order	PV	6	▲	+20.0%	+1	
	Criminal Support	CS	1	▲	-	+1	
	Emergency Custody Order	EC	1	▲	-	+1	
Violation Family Abuse Protective Order	PS	0	▼	-100.0%	-1		
	<b>Total</b>		<b>7,380</b>	<b>▲</b>	<b>1.7%</b>	<b>+126</b>	
<b>Juvenile</b>	Custody Visitation	CV	3,174	▼	-9.9%	-350	
	Misdemeanor	DM	547	▲	+16.6%	+78	
	Felony	DF	302	▲	+12.7%	+34	
	Paternity	PT	252	▼	-14.9%	-44	
	Permanency Planning	PH	203	▲	+36.2%	+54	
	Foster Care Review	FC	196	▲	+14.0%	+24	
	Abuse and Neglect	AN	134	▲	+12.6%	+15	
	Special Immigrant Juvenile Status	SI	118	▲	+2.6%	+3	
	Traffic	T	117	▲	+24.5%	+23	
	Initial Foster Care	IF	94	▲	+62.1%	+36	
	Temporary Detention Order	TD	58	▲	+100.0%	+29	
	Terminate Parental Rights	TP	52	▼	-3.7%	-2	
	Status	ST	46	▲	+53.3%	+16	
	Mental Commitment	MC	38	▼	-11.6%	-5	
	Show Cause	SC	26	▼	-16.1%	-5	
	Child In Need of Services	CS	25	▼	-21.9%	-7	
	Truancy	TR	25	▲	+31.6%	+6	
	Voluntary Continuing Services and Support Agreen	VA	18	▼	-14.3%	-3	
	Remand Custody	RC	11	▲	+450.0%	+9	
	Remand Visitation	RV	11	▲	-	+11	
	Non-Family Abuse Protective Order	AP	9	▼	-10.0%	-1	
	Other	OT	8	▲	-	+8	
	Relief of Custody	CR	8	▼	-27.3%	-3	
	Emergency Custody Order	EC	7	▲	+75.0%	+3	
	Family Abuse - Protective Order	FP	6	▲	+100.0%	+3	
	Motion - Protective Order	MP	4	▲	-	+4	
	Civil Violation	CI	2	▲	-	+2	
	Juvenile Support	JS	2	▲	+100.0%	+1	
	Qualified Residential Treatment	QR	1	▼	-85.7%	-6	
	Capias	CA	0	▼	-100.0%	-1	
		<b>Total</b>		<b>5,494</b>	<b>▼</b>	<b>-1.2%</b>	<b>-68</b>
		<b>GRAND TOTAL</b>		<b>12,874</b>	<b>▲</b>	<b>0.5%</b>	<b>+58</b>

\* Compared to same time period as previous year  
 \*\* Case Type Categories are defined in the 2017 Virginia Judicial Workload Assessment  
 The data reported reflect the case management system. The case types reported may not necessitate judicial involvement.

**Dispositions by Major Case Category\*\***

Category	Summary	Change	% Change	Absolute Change
Adult Criminal	3,135	▼	+1.4%	+42
Child Dependency	706	▼	+19.5%	+115
Child in Need of Services/Supervision	50	▼	-7.4%	-4
Custody and Visitation	3,426	▼	-10.3%	-394
Delinquency	875	▼	+14.2%	+109
Juvenile Miscellaneous	48	▲	+60.0%	+18
New to Workload Study	120	▲	+4.3%	+5
Other	1,691	▲	+11.6%	+176
Protective Orders	566	▲	+0.5%	+3
Support	2,140	▲	-1.6%	-35
Traffic	117	▲	+24.5%	+23
<b>GRAND TOTAL</b>	<b>12,874</b>	▲	0.5%	+58

\* Compared to same time period as previous year

\*\* Case Type Categories are defined in the 2017 Virginia Judicial Workload Assessment

The data reported reflect the case management system. The case types reported may not necessitate judicial involvement.

2024 Overall GRAND TOTAL		Distribution of Caseload			Change*		Percentage (%) of Caseload		
<b>16,683</b>	+2,070 14.2%	<b>Adult</b>	8,579	51%	9.1% ▲	+714	<b>Adult</b>	53.8%	51.4%
2024		<b>Juvenile</b>	8,104	49%	20.1% ▲	+1,356	<b>Juvenile</b>	46.2%	48.6%
2023		<b>GRAND TOTAL</b>	<b>16,683</b>	100%	14.2% ▲	+2,070	<b>GRAND TOTAL</b>	100%	100%

Dispositions by Division & Code

Division	Case Type Description	Code	Summary	Change	% Change	Absolute Change
<b>Adult</b>	Show Cause	SC	1,850	▲	+15.6%	+249
	Civil Support	VS	1,678	▲	+43.5%	+509
	Misdemeanor	CM	1,460	▼	-14.0%	-238
	Capias	CA	1,070	▲	+26.2%	+222
	Other	OT	1,032	▲	+3.0%	+30
	Felony	CF	635	▼	-4.9%	-33
	Family Abuse - Protective Order	FP	605	▼	-7.5%	-49
	Motion - Protective Order	MP	103	▼	-7.2%	-8
	Remand Support	RS	67	▲	+157.7%	+41
	Violation of Protective Order	PV	35	▼	-23.9%	-11
	Non-Family Abuse Protective Order	AP	26	▼	-23.5%	-8
	Restricted License for Non-Support	SL	15	▲	+150.0%	+9
	Protective Order	PC	3	▲	-	+3
	Criminal Support	CS	0	▼	-100.0%	-1
Temporary Detention Order	TD	0	▼	-100.0%	-1	
	<b>Total</b>		<b>8,579</b>	<b>▲</b>	<b>9.1%</b>	<b>+714</b>
<b>Juvenile</b>	Custody Visitation	CV	5,081	▲	+20.6%	+869
	Misdemeanor	DM	949	▲	+17.5%	+141
	Traffic	T	520	▲	+1.0%	+5
	Felony	DF	328	▲	+5.8%	+18
	Foster Care Review	FC	127	▲	+15.5%	+17
	Permanency Planning	PH	123	▲	+43.0%	+37
	Paternity	PT	118	▲	+42.2%	+35
	Special Immigrant Juvenile Status	SI	116	▲	+61.1%	+44
	Show Cause	SC	114	▼	+65.2%	+45
	Abuse and Neglect	AN	113	▲	+18.9%	+18
	Initial Foster Care	IF	90	▲	+55.2%	+32
	Child In Need of Services	CS	68	▲	+28.3%	+15
	Status	ST	59	▲	+43.9%	+18
	Remand Visitation	RV	56	▲	+250.0%	+40
	Remand Custody	RC	52	▲	+300.0%	+39
	Terminate Parental Rights	TP	41	▲	+70.8%	+17
	Temporary Detention Order	TD	40	▼	-38.5%	-25
	Capias	CA	35	▲	+45.8%	+11
	Non-Family Abuse Protective Order	AP	27	▼	-34.1%	-14
	Mental Commitment	MC	6	▼	-53.8%	-7
	Other	OT	6	▼	-40.0%	-4
	Voluntary Continuing Services and Support Agreem	VA	6	▼	-33.3%	-3
	Family Abuse - Protective Order	FP	5	▲	+400.0%	+4
	Motion - Protective Order	MP	5	▲	+150.0%	+3
	Relief of Custody	CR	5	▼	-16.7%	-1
	Truancy	TR	5	▲	+66.7%	+2
	Emancipation	EP	4	▲	-	+4
	Civil Violation	CI	2	▲	+100.0%	+1
	Emergency Custody Order	EC	2	▼	-66.7%	-4
	Violation Family Abuse Protective Order	PS	1	▲	-	+1
	Child at Risk	RI	0	▼	-100.0%	-2
		<b>Total</b>		<b>8,104</b>	<b>▲</b>	<b>20.1%</b>
	<b>GRAND TOTAL</b>		<b>16,683</b>	<b>▲</b>	<b>14.2%</b>	<b>+2,070</b>

\* Compared to same time period as previous year

\*\* Case Type Categories are defined in the 2017 Virginia Judicial Workload Assessment

The data reported reflect the case management system. The case types reported may not necessitate judicial involvement.

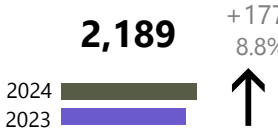
Dispositions by Major Case Category\*\*

Category	Summary	Change	% Change	Absolute Change
Adult Criminal	3,592	▲	-0.9%	-31
Child Dependency	505	▲	+29.5%	+115
Child in Need of Services/Supervision	73	▼	+21.7%	+13
Custody and Visitation	5,199	▲	+21.0%	+904
Delinquency	1,427	▲	+18.2%	+220
Juvenile Miscellaneous	63	▲	+50.0%	+21
New to Workload Study	118	▲	+61.6%	+45
Other	1,261	▲	+9.6%	+110
Protective Orders	771	▲	-8.5%	-72
Support	3,154	▲	+30.7%	+740
Traffic	520	▲	+1.0%	+5
<b>GRAND TOTAL</b>	<b>16,683</b>	▲	14.2%	+2,070

\* Compared to same time period as previous year

\*\* Case Type Categories are defined in the 2017 Virginia Judicial Workload Assessment

The data reported reflect the case management system. The case types reported may not necessitate judicial involvement.

2024 Overall GRAND TOTAL		Distribution of Caseload		Change*		Percentage (%) of Caseload			
<b>2,189</b> 	+177	<b>Adult</b>	1,182	54%	14.0% ▲	+145	<b>Adult</b>	51.5%	54.0%
	8.8%	<b>Juvenile</b>	1,007	46%	3.3% ▲	+32	<b>Juvenile</b>	48.5%	46.0%
<b>GRAND TOTAL</b>		<b>GRAND TOTAL</b>	<b>2,189</b>	100%	8.8% ▲	+177	<b>GRAND TOTAL</b>	100%	100%

Dispositions by Division & Code

Division	Case Type Description	Code	Summary	Change	% Change	Absolute Change
<b>Adult</b>	Misdemeanor	CM	274	▲	+20.7%	+47
	Civil Support	VS	246	▲	+7.9%	+18
	Show Cause	SC	199	▲	+22.8%	+37
	Other	OT	158	▲	+77.5%	+69
	Family Abuse - Protective Order	FP	93	▼	-39.2%	-60
	Felony	CF	85	▲	+2.4%	+2
	Capias	CA	83	▲	+53.7%	+29
	Motion - Protective Order	MP	14	▼	-22.2%	-4
	Remand Support	RS	12	▲	+500.0%	+10
	Non-Family Abuse Protective Order	AP	10	↔	-	-
	Violation of Protective Order	PV	6	▼	-25.0%	-2
	Restricted License for Non-Support	SL	1	▼	-66.7%	-2
	Violation Family Abuse Protective Order	PS	1	▲	-	+1
<b>Total</b>			<b>1,182</b>	<b>▲</b>	<b>14.0%</b>	<b>+145</b>
<b>Juvenile</b>	Custody Visitation	CV	763	▲	+5.4%	+39
	Misdemeanor	DM	45	▲	+32.4%	+11
	Traffic	T	31	▼	-32.6%	-15
	Felony	DF	25	▼	-30.6%	-11
	Child In Need of Services	CS	17	↔	-	-
	Remand Visitation	RV	17	▲	+1,600.0%	+16
	Remand Custody	RC	16	▲	+1,500.0%	+15
	Paternity	PT	15	▼	-34.8%	-8
	Non-Family Abuse Protective Order	AP	12	▼	-29.4%	-5
	Truancy	TR	10	▲	+233.3%	+7
	Other	OT	7	▼	-22.2%	-2
	Show Cause	SC	7	▲	+16.7%	+1
	Special Immigrant Juvenile Status	SI	7	▲	+250.0%	+5
	Temporary Detention Order	TD	7	▼	-12.5%	-1
	Emergency Custody Order	EC	5	▲	+25.0%	+1
	Status	ST	5	▲	-44.4%	-4
	Foster Care Review	FC	4	▼	-55.6%	-5
	Initial Foster Care	IF	4	↔	-	-
	Abuse and Neglect	AN	3	▲	+50.0%	+1
	Civil Violation	CI	2	▲	-	+2
	Voluntary Continuing Services and Support Agreem	VA	2	▲	+100.0%	+1
	Capias	CA	1	▼	-50.0%	-1
	Family Abuse - Protective Order	FP	1	▼	-50.0%	-1
	Permanency Planning	PH	1	▲	-	+1
	Entrustment	ET	0	▼	-100.0%	-7
	Mental Commitment	MC	0	▼	-100.0%	-1
	Protective Order	PC	0	▼	-100.0%	-1
	Relief of Custody	CR	0	▼	-100.0%	-4
	Terminate Parental Rights	TP	0	▼	-100.0%	-2
	<b>Total</b>			<b>1,007</b>	<b>▲</b>	<b>3.3%</b>
<b>GRAND TOTAL</b>			<b>2,189</b>	<b>▲</b>	<b>8.8%</b>	<b>+177</b>

\* Compared to same time period as previous year

\*\* Case Type Categories are defined in the 2017 Virginia Judicial Workload Assessment

The data reported reflect the case management system. The case types reported may not necessitate judicial involvement.

Dispositions by Major Case Category\*\*

Category	Summary	Change	% Change	Absolute Change
Adult Criminal	485	▲	+24.4%	+95
Child Dependency	14	▲	-51.7%	-15
Child in Need of Services/Supervision	29	▲	+45.0%	+9
Custody and Visitation	778	▼	+4.1%	+31
Delinquency	76	▼	-3.8%	-3
Juvenile Miscellaneous	5	▲	-44.4%	-4
New to Workload Study	9	▲	+350.0%	+7
Other	222	▲	+93.0%	+107
Protective Orders	130	▼	-35.0%	-70
Support	410	▼	+9.3%	+35
Traffic	31	▼	-32.6%	-15
<b>GRAND TOTAL</b>	<b>2,189</b>	▲	8.8%	+177

\* Compared to same time period as previous year

\*\* Case Type Categories are defined in the 2017 Virginia Judicial Workload Assessment

The data reported reflect the case management system. The case types reported may not necessitate judicial involvement.



2024 Overall GRAND TOTAL		Distribution of Caseload			Change*		Percentage (%) of Caseload		
<b>608</b> 	+61	<b>Adult</b>	368	61%	27.8% ▲	+80	<b>Adult</b>	52.7%	60.5%
	11.2%	<b>Juvenile</b>	240	39%	-7.3% ▼	-19	<b>Juvenile</b>	47.3%	39.5%
		<b>GRAND TOTAL</b>	<b>608</b>	100%	11.2% ▲	+61	<b>GRAND TOTAL</b>	100%	100%

Dispositions by Division & Code

Division	Case Type Description	Code	Summary	Change	% Change	Absolute Change
<b>Adult</b>	Misdemeanor	CM	114	▲	+75.4%	+49
	Civil Support	VS	70	▲	+2.9%	+2
	Other	OT	70	▲	+37.3%	+19
	Show Cause	SC	50	▲	+28.2%	+11
	Felony	CF	29	▲	+3.6%	+1
	Family Abuse - Protective Order	FP	16	▼	-36.0%	-9
	Capias	CA	12	▲	+71.4%	+5
	Motion - Protective Order	MP	6	▲	+20.0%	+1
	Non-Family Abuse Protective Order	AP	1	▲	-	+1
	Total			<b>368</b>	▲	<b>27.8%</b>
<b>Juvenile</b>	Custody Visitation	CV	133	▲	+26.7%	+28
	Misdemeanor	DM	31	▼	-39.2%	-20
	Traffic	T	26	▼	-45.8%	-22
	Show Cause	SC	15	▲	+650.0%	+13
	Felony	DF	10	▲	+233.3%	+7
	Status	ST	9	▼	-25.0%	-3
	Mental Commitment	MC	4	▲	+33.3%	+1
	Abuse and Neglect	AN	2	▼	-66.7%	-4
	Foster Care Review	FC	2	▼	-33.3%	-1
	Paternity	PT	2	▼	-60.0%	-3
	Permanency Planning	PH	2	▼	-75.0%	-6
	Voluntary Continuing Services and Support Agreen	VA	2	▲	+100.0%	+1
	Child In Need of Services	CS	1	↔	-	-
	Emergency Custody Order	EC	1	▲	-	+1
	Child at Risk	RI	0	▼	-100.0%	-3
	Civil Violation	CI	0	▼	-100.0%	-1
	Initial Foster Care	IF	0	▼	-100.0%	-1
	Motion - Protective Order	MP	0	▼	-100.0%	-1
	Terminate Parental Rights	TP	0	▼	-100.0%	-5
	Total			<b>240</b>	▼	<b>-7.3%</b>
<b>GRAND TOTAL</b>			<b>608</b>	▲	<b>11.2%</b>	<b>+61</b>

Dispositions by Major Case Category\*\*

Category	Summary	Change	% Change	Absolute Change
Adult Criminal	186	▲	+52.5%	+64
Child Dependency	8	▼	-70.4%	-19
Child in Need of Services/Supervision	1	↔	-	0
Custody and Visitation	135	▼	+22.7%	+25
Delinquency	56	▲	-	0
Juvenile Miscellaneous	9	▼	-25.0%	-3
New to Workload Study	0	▼	-100.0%	-1
Other	75	▲	+38.9%	+21
Protective Orders	23	▲	-25.8%	-8
Support	89	▼	+4.7%	+4
Traffic	26	▼	-45.8%	-22

\* Compared to same time period as previous year

\*\* Case Type Categories are defined in the 2017 Virginia Judicial Workload Assessment

The data reported reflect the case management system. The case types reported may not necessitate judicial involvement.

**CPSS - JCMS CASELOAD STATISTICS OF THE JUVENILE & DOMESTIC RELATIONS DISTRICT COURTS**  
January 2024 thru November 2024 Dispositions (Compared to January 2023 thru November 2023)

---

***GRAND TOTAL***

**608**



11.2%

+61

\* Compared to same time period as previous year

\*\* Case Type Categories are defined in the 2017 Virginia Judicial Workload Assessment

The data reported reflect the case management system. The case types reported may not necessitate judicial involvement.

2024 Overall GRAND TOTAL		Distribution of Caseload			Change*		Percentage (%) of Caseload		
<b>2,070</b>	-71 -3.3%	<b>Adult</b>	1,036	50%	5.6% ▲	+55	<b>Adult</b>	45.8%	50.0%
2024		<b>Juvenile</b>	1,034	50%	-10.9% ▼	-126	<b>Juvenile</b>	54.2%	50.0%
2023		<b>GRAND TOTAL</b>	<b>2,070</b>	100%	-3.3% ▼	-71	<b>GRAND TOTAL</b>	100%	100%

**Dispositions by Division & Code**

Division	Case Type Description	Code	Summary	Change	% Change	Absolute Change
<b>Adult</b>	Misdemeanor	CM	266	▲	+29.1%	+60
	Other	OT	200	▲	+24.2%	+39
	Civil Support	VS	158	▼	-22.5%	-46
	Show Cause	SC	143	▼	-23.5%	-44
	Felony	CF	98	▲	+88.5%	+46
	Family Abuse - Protective Order	FP	90	▲	+42.9%	+27
	Capias	CA	48	▼	-30.4%	-21
	Motion - Protective Order	MP	12	▼	-29.4%	-5
	Non-Family Abuse Protective Order	AP	9	▼	-10.0%	-1
	Violation of Protective Order	PV	8	▲	+33.3%	+2
	Remand Support	RS	4	↔		-
	Restricted License for Non-Support	SL	0	▼	-100.0%	-2
		<b>Total</b>		<b>1,036</b>	<b>▲</b>	<b>5.6%</b>
<b>Juvenile</b>	Custody Visitation	CV	516	▼	-29.1%	-212
	Misdemeanor	DM	118	▲	+38.8%	+33
	Traffic	T	61	▼	-22.8%	-18
	Felony	DF	54	▲	+237.5%	+38
	Foster Care Review	FC	41	▲	+127.8%	+23
	Abuse and Neglect	AN	34	▲	+36.0%	+9
	Mental Commitment	MC	32	▼	-20.0%	-8
	Permanency Planning	PH	30	▲	+114.3%	+16
	Terminate Parental Rights	TP	27	▲	+170.0%	+17
	Initial Foster Care	IF	21	▲	+50.0%	+7
	Paternity	PT	20	▼	-39.4%	-13
	Status	ST	12	▼	-7.7%	-1
	Emergency Custody Order	EC	9	▼	-18.2%	-2
	Remand Custody	RC	8	↔		-
	Remand Visitation	RV	8	▼	-20.0%	-2
	Child In Need of Services	CS	6	▼	-25.0%	-2
	Show Cause	SC	6	▼		-
	Special Immigrant Juvenile Status	SI	5	▲	-	+5
	Non-Family Abuse Protective Order	AP	4	▼	-50.0%	-4
	Relief of Custody	CR	4	▲	+300.0%	+3
	Truancy	TR	4	▼	-55.6%	-5
	Civil Violation	CI	3	▲	+50.0%	+1
	Restoration of Parental Rights	RR	3	▲	-	+3
	Temporary Detention Order	TD	3	▼	-57.1%	-4
	Motion - Protective Order	MP	2	↔		-
	Capias	CA	1	▼	-66.7%	-2
	Entrustment	ET	1	▼	-50.0%	-1
	Family Abuse - Protective Order	FP	1	▲	-	+1
	Child at Risk	RI	0	▼	-100.0%	-1
	Other	OT	0	▼	-100.0%	-3
	Qualified Residential Treatment	QR	0	▼	-100.0%	-2
	Voluntary Continuing Services and Support Agreem	VA	0	▼	-100.0%	-2
		<b>Total</b>		<b>1,034</b>	<b>▼</b>	<b>-10.9%</b>
	<b>GRAND TOTAL</b>		<b>2,070</b>	<b>▼</b>	<b>-3.3%</b>	<b>-71</b>

\* Compared to same time period as previous year

\*\* Case Type Categories are defined in the 2017 Virginia Judicial Workload Assessment

The data reported reflect the case management system. The case types reported may not necessitate judicial involvement.

**Dispositions by Major Case Category\*\***

Category	Summary	Change	% Change	Absolute Change
Adult Criminal	517	▲	+14.4%	+65
Child Dependency	158	▲	+77.5%	+69
Child in Need of Services/Supervision	10	▼	-44.4%	-8
Custody and Visitation	536	▼	-29.6%	-225
Delinquency	179	▲	+64.2%	+70
Juvenile Miscellaneous	12	▼	-7.7%	-1
New to Workload Study	8	▲	+300.0%	+6
Other	267	▲	+9.4%	+23
Protective Orders	118	▲	+18.0%	+18
Support	204	▼	-25.5%	-70
Traffic	61	▼	-22.8%	-18
<b>GRAND TOTAL</b>	<b>2,070</b>	▼	-3.3%	-71

\* Compared to same time period as previous year

\*\* Case Type Categories are defined in the 2017 Virginia Judicial Workload Assessment

The data reported reflect the case management system. The case types reported may not necessitate judicial involvement.

2024 Overall GRAND TOTAL		Distribution of Caseload		Change*		Percentage (%) of Caseload		
<b>3,743</b>	-112 -2.9%	<b>Adult</b>	1,852 49%	-6.2% ▼	-123	<b>Adult</b>	51.2%	49.5%
2024		<b>Juvenile</b>	1,891 51%	0.6% ▲	+11	<b>Juvenile</b>	48.8%	50.5%
2023		<b>GRAND TOTAL</b>	<b>3,743</b> 100%	-2.9% ▼	-112	<b>GRAND TOTAL</b>	100%	100%

Dispositions by Division & Code

Division	Case Type Description	Code	Summary	Change	% Change	Absolute Change
<b>Adult</b>	Civil Support	VS	409	▲	+5.4%	+21
	Misdemeanor	CM	353	▼	-8.5%	-33
	Show Cause	SC	321	▲	+10.3%	+30
	Other	OT	268	▼	-21.6%	-74
	Family Abuse - Protective Order	FP	184	↔		-
	Capias	CA	124	▼	-17.3%	-26
	Felony	CF	107	▼	-27.2%	-40
	Non-Family Abuse Protective Order	AP	37	▲	+68.2%	+15
	Motion - Protective Order	MP	26	▼	-13.3%	-4
	Violation of Protective Order	PV	13	▼	-58.1%	-18
	Remand Support	RS	8	▲	+100.0%	+4
	Violation Family Abuse Protective Order	PS	2	▲	-	+2
		<b>Total</b>		<b>1,852</b>	▼	<b>-6.2%</b>
<b>Juvenile</b>	Custody Visitation	CV	1,252	▼	-1.6%	-21
	Misdemeanor	DM	173	▲	+10.2%	+16
	Traffic	T	148	▲	+18.4%	+23
	Felony	DF	71	▲	+73.2%	+30
	Foster Care Review	FC	38	▼	-7.3%	-3
	Show Cause	SC	31	▼	-50.8%	-32
	Child In Need of Services	CS	22	▲	+144.4%	+13
	Remand Custody	RC	17	▲	+183.3%	+11
	Remand Visitation	RV	17	▲	+183.3%	+11
	Permanency Planning	PH	16	▼	-55.6%	-20
	Paternity	PT	14	▼	-22.2%	-4
	Non-Family Abuse Protective Order	AP	13	▼	-38.1%	-8
	Status	ST	10	▲	+66.7%	+4
	Capias	CA	9	▼	-10.0%	-1
	Initial Foster Care	IF	9	↔		-
	Abuse and Neglect	AN	8	▼	-66.7%	-16
	Voluntary Continuing Services and Support Agreem	VA	8	▲	+166.7%	+5
	Truancy	TR	7	▼	-36.4%	-4
	Other	OT	6	▲	+200.0%	+4
	Family Abuse - Protective Order	FP	4	▲	+300.0%	+3
	Temporary Detention Order	TD	4	▲	+33.3%	+1
	Terminate Parental Rights	TP	4	▲	+300.0%	+3
	Entrustment	ET	3	▲	+200.0%	+2
	Civil Violation	CI	2	▲	+100.0%	+1
	Emancipation	EP	1	↔		-
	Motion - Protective Order	MP	1	▼	-66.7%	-2
	Protective Order	PC	1	▲	-	+1
	Relief of Custody	CR	1	▼	-50.0%	-1
	Special Immigrant Juvenile Status	SI	1	▼	-50.0%	-1
	Emergency Custody Order	EC	0	▼	-100.0%	-2
	Qualified Residential Treatment	QR	0	▼	-100.0%	-2
		<b>Total</b>		<b>1,891</b>	▲	<b>0.6%</b>
<b>GRAND TOTAL</b>			<b>3,743</b>	▼	<b>-2.9%</b>	<b>-112</b>

\* Compared to same time period as previous year

\*\* Case Type Categories are defined in the 2017 Virginia Judicial Workload Assessment

The data reported reflect the case management system. The case types reported may not necessitate judicial involvement.

Dispositions by Major Case Category\*\*

Category	Summary	Change	% Change	Absolute Change
Adult Criminal	704	▲	-14.6%	-120
Child Dependency	87	▲	-26.9%	-32
Child in Need of Services/Supervision	31	▲	-6.1%	-2
Custody and Visitation	1,266	▼	-1.9%	-25
Delinquency	283	▲	+9.7%	+25
Juvenile Miscellaneous	11	▲	+57.1%	+4
New to Workload Study	3	▲		0
Other	320	▲	-12.3%	-45
Protective Orders	265	▲	+1.5%	+4
Support	625	▲	+9.8%	+56
Traffic	148	▲	+18.4%	+23
<b>GRAND TOTAL</b>	<b>3,743</b>	▼	-2.9%	-112

\* Compared to same time period as previous year

\*\* Case Type Categories are defined in the 2017 Virginia Judicial Workload Assessment

The data reported reflect the case management system. The case types reported may not necessitate judicial involvement.

2024 Overall GRAND TOTAL		Distribution of Caseload			Change*		Percentage (%) of Caseload		
<b>1,323</b> -5 -0.4% 	<b>Adult</b> <b>Juvenile</b> <b>GRAND TOTAL</b>	590	45%	-2.0% ▼	-12	45.3%	44.6%		
		733	55%	1.0% ▲	+7	54.7%	55.4%		
		<b>1,323</b>	100%	-0.4% ▼	-5	<b>100%</b>	<b>100%</b>		

Dispositions by Division & Code

Division	Case Type Description	Code	Summary	Change	% Change	Absolute Change
<b>Adult</b>	Civil Support	VS	146	▼	-19.3%	-35
	Misdemeanor	CM	102	▼	-13.6%	-16
	Show Cause	SC	92	▼	-6.1%	-6
	Other	OT	84	▼	-1.2%	-1
	Felony	CF	59	▲	+63.9%	+23
	Family Abuse - Protective Order	FP	51	▲	+30.8%	+12
	Capias	CA	26	▲	+18.2%	+4
	Motion - Protective Order	MP	13	▲	+8.3%	+1
	Remand Support	RS	9	▲	+80.0%	+4
	Non-Family Abuse Protective Order	AP	5	▲	+150.0%	+3
	Violation of Protective Order	PV	3	▼	-25.0%	-1
	<b>Total</b>		<b>590</b>	▼	<b>-2.0%</b>	<b>-12</b>
<b>Juvenile</b>	Custody Visitation	CV	467	▲	+6.6%	+29
	Misdemeanor	DM	77	▲	+35.1%	+20
	Traffic	T	31	▼	-50.0%	-31
	Felony	DF	30	▲	+15.4%	+4
	Abuse and Neglect	AN	17	▲	+240.0%	+12
	Paternity	PT	15	▼	-61.5%	-24
	Permanency Planning	PH	14	▲	+133.3%	+8
	Child In Need of Services	CS	11	▲	+266.7%	+8
	Remand Custody	RC	11	▲	+37.5%	+3
	Remand Visitation	RV	11	▲	+37.5%	+3
	Truancy	TR	10	▲	+150.0%	+6
	Civil Violation	CI	9	▼	-55.0%	-11
	Non-Family Abuse Protective Order	AP	6	▼	-40.0%	-4
	Initial Foster Care	IF	5	↔		-
	Status	ST	4	▲	+100.0%	+2
	Foster Care Review	FC	3	▼	-25.0%	-1
	Voluntary Continuing Services and Support Agreem	VA	3	↔		-
	Capias	CA	2	▲	-	+2
	Motion - Protective Order	MP	2	▲	+100.0%	+1
	Other	OT	2	▼	-77.8%	-7
	Special Immigrant Juvenile Status	SI	1	▲	-	+1
	Temporary Detention Order	TD	1	▼	-88.9%	-8
	Terminate Parental Rights	TP	1	↔		-
	Relief of Custody	CR	0	▼	-100.0%	-2
	Show Cause	SC	0	▼	-100.0%	-4
		<b>Total</b>		<b>733</b>	▲	<b>1.0%</b>
<b>GRAND TOTAL</b>			<b>1,323</b>	▼	<b>-0.4%</b>	<b>-5</b>

Dispositions by Major Case Category\*\*

Category	Summary	Change	% Change	Absolute Change
Adult Criminal	257	▲	+1.2%	+3
Child Dependency	43	▲	+65.4%	+17
Child in Need of Services/Supervision	21	▲	+200.0%	+14
Custody and Visitation	482	▼	+1.0%	+5
Delinquency	109	▲	+25.3%	+22

\* Compared to same time period as previous year  
 \*\* Case Type Categories are defined in the 2017 Virginia Judicial Workload Assessment  
 The data reported reflect the case management system. The case types reported may not necessitate judicial involvement.

Juvenile Miscellaneous	4	▲	+100.0%	+2
New to Workload Study	10	▲	-50.0%	-10
Other	118	▼	-4.8%	-6
Protective Orders	77	▲	+20.3%	+13
Support	171	▲	-16.6%	-34
Traffic	31	▼	-50.0%	-31
<b>GRAND TOTAL</b>	<b>1,323</b>	▼	-0.4%	-5

\* Compared to same time period as previous year

\*\* Case Type Categories are defined in the 2017 Virginia Judicial Workload Assessment

The data reported reflect the case management system. The case types reported may not necessitate judicial involvement.



2024 Overall GRAND TOTAL		Distribution of Caseload		Change*		Percentage (%) of Caseload			
<b>493</b> +26 5.6% 	2024 2023	Adult	307	62%	12.9% ▲	+35	Adult	58.2%	62.3%
		Juvenile	186	38%	-4.6% ▼	-9	Juvenile	41.8%	37.7%
<b>GRAND TOTAL</b>		<b>493</b>	100%	5.6% ▲	+26	<b>GRAND TOTAL</b>	100%	100%	

Dispositions by Division & Code

Division	Case Type Description	Code	Summary	Change	% Change	Absolute Change
<b>Adult</b>	Misdemeanor	CM	68	▲	+11.5%	+7
	Other	OT	58	▲	+31.8%	+14
	Civil Support	VS	57	▲	+16.3%	+8
	Show Cause	SC	53	▲	+15.2%	+7
	Capias	CA	27	▲	+42.1%	+8
	Felony	CF	17	▼	-34.6%	-9
	Family Abuse - Protective Order	FP	13	▼	-27.8%	-5
	Non-Family Abuse Protective Order	AP	5	▼	-28.6%	-2
	Motion - Protective Order	MP	4	▲	+300.0%	+3
	Remand Support	RS	2	▲	-	+2
	Criminal Support	CS	1	▲	-	+1
	Restricted License for Non-Support	SL	1	▲	-	+1
	Violation of Protective Order	PV	1	▲	-	+1
	Violation Family Abuse Protective Order	PS	0	▼	-100.0%	-1
Total			<b>307</b>	▲	<b>12.9%</b>	<b>+35</b>
<b>Juvenile</b>	Custody Visitation	CV	93	▼	-14.7%	-16
	Misdemeanor	DM	46	▲	+58.6%	+17
	Remand Custody	RC	8	▲	+300.0%	+6
	Remand Visitation	RV	8	▲	+300.0%	+6
	Traffic	T	7	▼	-79.4%	-27
	Paternity	PT	6	▲	+200.0%	+4
	Truancy	TR	6	▲	+100.0%	+3
	Child In Need of Services	CS	5	↔	-	-
	Temporary Detention Order	TD	2	▲	+100.0%	+1
	Emancipation	EP	1	▲	-	+1
	Felony	DF	1	▼	-50.0%	-1
	Foster Care Review	FC	1	▼	-66.7%	-2
	Non-Family Abuse Protective Order	AP	1	▲	-	+1
	Terminate Parental Rights	TP	1	▲	-	+1
	Show Cause	SC	0	▼	-100.0%	-1
	Status	ST	0	▼	-100.0%	-1
	Voluntary Continuing Services and Support Agree	VA	0	▼	-100.0%	-1
	Total			<b>186</b>	▼	<b>-4.6%</b>
<b>GRAND TOTAL</b>			<b>493</b>	▲	<b>5.6%</b>	<b>+26</b>

Dispositions by Major Case Category\*\*

Category	Summary	Change	% Change	Absolute Change
Adult Criminal	136	▲	+0.7%	+1
Child Dependency	2	▲	-50.0%	-2
Child in Need of Services/Supervision	11	↔	+22.2%	+2
Custody and Visitation	99	▲	-10.8%	-12
Delinquency	47	▲	+51.6%	+16
Juvenile Miscellaneous	1	▲	-	0
Other	78	▲	+59.2%	+29
Protective Orders	23	▲	-11.5%	-3
Support	89	▲	+32.8%	+22

\* Compared to same time period as previous year

\*\* Case Type Categories are defined in the 2017 Virginia Judicial Workload Assessment

The data reported reflect the case management system. The case types reported may not necessitate judicial involvement.

**CPSS - JCMS CASELOAD STATISTICS OF THE JUVENILE & DOMESTIC RELATIONS DISTRICT COURTS**  
 January 2024 thru November 2024 Dispositions (Compared to January 2023 thru November 2023)

**Lancaster**

District: 15 FIPS: 103

Traffic		7	▼	-79.4%	-27
	<b>GRAND TOTAL</b>	<b>493</b>	▲	5.6%	+26

\* Compared to same time period as previous year

\*\* Case Type Categories are defined in the 2017 Virginia Judicial Workload Assessment

The data reported reflect the case management system. The case types reported may not necessitate judicial involvement.

2024 Overall GRAND TOTAL		Distribution of Caseload		Change*		Percentage (%) of Caseload		
<b>499</b>	-39 -7.2%	<b>Adult</b>	275 55%	-9.8% ▼	-30	<b>Adult</b>	56.7%	55.1%
2024		<b>Juvenile</b>	224 45%	-3.9% ▼	-9	<b>Juvenile</b>	43.3%	44.9%
2023		<b>GRAND TOTAL</b>	<b>499</b> 100%	-7.2% ▼	-39	<b>GRAND TOTAL</b>	100%	100%

Dispositions by Division & Code

Division	Case Type Description	Code	Summary	Change	% Change	Absolute Change
<b>Adult</b>	Misdemeanor	CM	83	▲	+3.8%	+3
	Other	OT	46	▲	-17.9%	-10
	Show Cause	SC	45	↔		-
	Civil Support	VS	38	▼	-13.6%	-6
	Family Abuse - Protective Order	FP	21	▲	+5.0%	+1
	Felony	CF	18	▼	-25.0%	-6
	Capias	CA	15	▼	-21.1%	-4
	Motion - Protective Order	MP	4	▼	-20.0%	-1
	Non-Family Abuse Protective Order	AP	3	▲	+50.0%	+1
	Violation of Protective Order	PV	2	▼	-50.0%	-2
	Remand Support	RS	0	▼	-100.0%	-3
	Violation Family Abuse Protective Order	PS	0	▼	-100.0%	-3
		<b>Total</b>		<b>275</b>	▼	<b>-9.8%</b>
<b>Juvenile</b>	Custody Visitation	CV	138	▲	+1.5%	+2
	Misdemeanor	DM	19	↔		-
	Felony	DF	13	▲	+116.7%	+7
	Child In Need of Services	CS	12	▼	-14.3%	-2
	Truancy	TR	12	↔		-
	Traffic	T	8	▼	-50.0%	-8
	Foster Care Review	FC	4	▲	+100.0%	+2
	Paternity	PT	4	▼	-42.9%	-3
	Show Cause	SC	4	▼	-42.9%	-3
	Terminate Parental Rights	TP	4	▲	-	+4
	Abuse and Neglect	AN	1	↔		-
	Initial Foster Care	IF	1	▲	-	+1
	Non-Family Abuse Protective Order	AP	1	↔		-
	Other	OT	1	▲	-	+1
	Status	ST	1	↔		-
	Temporary Detention Order	TD	1	↔		-
	Capias	CA	0	▼	-100.0%	-1
	Remand Custody	RC	0	▼	-100.0%	-5
	Remand Visitation	RV	0	▼	-100.0%	-4
		<b>Total</b>		<b>224</b>	▼	<b>-3.9%</b>
<b>GRAND TOTAL</b>			<b>499</b>	▼	<b>-7.2%</b>	<b>-39</b>

Dispositions by Major Case Category\*\*

Category	Summary	Change	% Change	Absolute Change
Adult Criminal	142	▼	-6.6%	-10
Child Dependency	10	▲	+233.3%	+7
Child in Need of Services/Supervision	24	▼	-14.3%	-4
Custody and Visitation	142	▼	-0.7%	-1
Delinquency	36	▼	+16.1%	+5
Juvenile Miscellaneous	1	↔		0
Other	48	▲	-30.4%	-21
Protective Orders	29	▲	+3.6%	+1
Support	59	▼	-11.9%	-8

\* Compared to same time period as previous year

\*\* Case Type Categories are defined in the 2017 Virginia Judicial Workload Assessment

The data reported reflect the case management system. The case types reported may not necessitate judicial involvement.

Traffic	8	▼	-50.0%	-8
<b>GRAND TOTAL</b>	<b>499</b>	▼	-7.2%	-39

\* Compared to same time period as previous year  
 \*\* Case Type Categories are defined in the 2017 Virginia Judicial Workload Assessment  
 The data reported reflect the case management system. The case types reported may not necessitate judicial involvement.

2024 Overall GRAND TOTAL		Distribution of Caseload			Change*		Percentage (%) of Caseload		
<b>316</b>	-26 -7.6%	<b>Adult</b>	180	57%	4.0% ▲	+7	<b>Adult</b>	2023 50.6%	2024 57.0%
2024		<b>Juvenile</b>	136	43%	-19.5% ▼	-33	<b>Juvenile</b>	49.4%	43.0%
2023		<b>GRAND TOTAL</b>	<b>316</b>	100%	-7.6% ▼	-26	<b>GRAND TOTAL</b>	100%	100%

**Dispositions by Division & Code**

Division	Case Type Description	Code	Summary	Change	% Change	Absolute Change
<b>Adult</b>	Misdemeanor	CM	51	▼	-8.9%	-5
	Other	OT	29	▼	-21.6%	-8
	Civil Support	VS	25	▼	-32.4%	-12
	Show Cause	SC	22	▲	+15.8%	+3
	Felony	CF	21	▲	+250.0%	+15
	Capias	CA	16	▲	+166.7%	+10
	Family Abuse - Protective Order	FP	13	▲	+62.5%	+5
	Bond Forfeiture	BF	1	▲	-	+1
	Non-Family Abuse Protective Order	AP	1	▲	-	+1
	Restricted License for Non-Support	SL	1	▲	-	+1
	Motion - Protective Order	MP	0	▼	-100.0%	-2
	Remand Support	RS	0	▼	-100.0%	-1
	Violation Family Abuse Protective Order	PS	0	▼	-100.0%	-1
	<b>Total</b>		<b>180</b>	▲	<b>4.0%</b>	<b>+7</b>
<b>Juvenile</b>	Custody Visitation	CV	81	▼	-13.8%	-13
	Misdemeanor	DM	17	▲	+6.3%	+1
	Traffic	T	13	▼	-35.0%	-7
	Child In Need of Services	CS	5	↔	-	-
	Felony	DF	4	▼	-33.3%	-2
	Show Cause	SC	4	▲	+33.3%	+1
	Status	ST	4	▲	+300.0%	+3
	Truancy	TR	4	▲	+300.0%	+3
	Foster Care Review	FC	3	▲	+200.0%	+2
	Abuse and Neglect	AN	1	▲	-	+1
	Capias	CA	0	▼	-100.0%	-2
	Non-Family Abuse Protective Order	AP	0	▼	-100.0%	-2
	Paternity	PT	0	▼	-100.0%	-11
	Permanency Planning	PH	0	▼	-100.0%	-5
	Terminate Parental Rights	TP	0	▼	-100.0%	-2
		<b>Total</b>		<b>136</b>	▼	<b>-19.5%</b>
	<b>GRAND TOTAL</b>		<b>316</b>	▼	<b>-7.6%</b>	<b>-26</b>

**Dispositions by Major Case Category\*\***

Category	Summary	Change	% Change	Absolute Change	
Adult Criminal	98	▲	+28.9%	+22	
Child Dependency	4	▲	-50.0%	-4	
Child in Need of Services/Supervision	11	▲	+83.3%	+5	
Custody and Visitation	81	▼	-22.9%	-24	
Delinquency	23	▼	-14.8%	-4	
Juvenile Miscellaneous	4	▲	+300.0%	+3	
Other	29	▼	-23.7%	-9	
Protective Orders	14	▲	+16.7%	+2	
Support	39	▲	-20.4%	-10	
Traffic	13	▼	-35.0%	-7	
	<b>GRAND TOTAL</b>		<b>316</b>	▼	<b>-7.6%</b>

\* Compared to same time period as previous year  
 \*\* Case Type Categories are defined in the 2017 Virginia Judicial Workload Assessment  
 The data reported reflect the case management system. The case types reported may not necessitate judicial involvement.



2024 Overall GRAND TOTAL		Distribution of Caseload		Change*		Percentage (%) of Caseload			
<b>7,962</b> +221 2.9% 		<b>Adult</b>	4,234	53%	11.3% ▲	+430	<b>Adult</b>	49.1%	53.2%
		<b>Juvenile</b>	3,728	47%	-5.3% ▼	-209	<b>Juvenile</b>	50.9%	46.8%
		<b>GRAND TOTAL</b>	<b>7,962</b>	100%	2.9% ▲	+221	<b>GRAND TOTAL</b>	100%	100%

Dispositions by Division & Code

Division	Case Type Description	Code	Summary	Change	% Change	Absolute Change	
<b>Adult</b>	Civil Support	VS	896	▲	+11.6%	+93	
	Show Cause	SC	868	▲	+5.2%	+43	
	Misdemeanor	CM	703	▲	+10.2%	+65	
	Other	OT	668	▲	+13.8%	+81	
	Felony	CF	359	▲	+24.7%	+71	
	Family Abuse - Protective Order	FP	327	▲	+22.0%	+59	
	Capias	CA	193	▼	+2.7%	+5	
	Remand Support	RS	77	▲	+8.5%	+6	
	Motion - Protective Order	MP	74	▲	+17.5%	+11	
	Non-Family Abuse Protective Order	AP	36	▲	+5.9%	+2	
	Violation of Protective Order	PV	19	▼	-26.9%	-7	
	Restricted License for Non-Support	SL	7	▲	+250.0%	+5	
	Criminal Support	CS	5	▼	-37.5%	-3	
	Protective Order	PC	2	▲	-	+2	
Violation Family Abuse Protective Order	PS	0	▼	-100.0%	-3		
	<b>Total</b>		<b>4,234</b>	<b>▲</b>	<b>11.3%</b>	<b>+430</b>	
<b>Juvenile</b>	Custody Visitation	CV	2,366	▼	-12.2%	-329	
	Misdemeanor	DM	368	▲	+22.7%	+68	
	Felony	DF	126	▲	+57.5%	+46	
	Remand Custody	RC	119	▲	+16.7%	+17	
	Remand Visitation	RV	116	▲	+12.6%	+13	
	Paternity	PT	109	▲	+19.8%	+18	
	Traffic	T	91	▼	-6.2%	-6	
	Foster Care Review	FC	51	▼	-26.1%	-18	
	Show Cause	SC	49	▲	+22.5%	+9	
	Abuse and Neglect	AN	38	▼	-15.6%	-7	
	Non-Family Abuse Protective Order	AP	38	▼	-36.7%	-22	
	Permanency Planning	PH	36	▲	+28.6%	+8	
	Truancy	TR	36	▲	+38.5%	+10	
	Status	ST	27	▲	+92.9%	+13	
	Voluntary Continuing Services and Support Agree	VA	26	▲	+4.0%	+1	
	Child In Need of Services	CS	25	▲	+31.6%	+6	
	Temporary Detention Order	TD	16	▼	-40.7%	-11	
	Terminate Parental Rights	TP	15	▼	-28.6%	-6	
	Initial Foster Care	IF	14	▼	-33.3%	-7	
	Child at Risk	RI	12	▼	-55.6%	-15	
	Special Immigrant Juvenile Status	SI	12	▲	+500.0%	+10	
	Other	OT	10	▼	-33.3%	-5	
	Relief of Custody	CR	7	▼	-46.2%	-6	
	Emergency Custody Order	EC	6	↔	-	-	
	Entrustment	ET	5	▲	-	+5	
	Capias	CA	4	▲	+100.0%	+2	
	Motion - Protective Order	MP	3	↔	-	-	
	Violation Family Abuse Protective Order	PS	2	▲	-	+2	
	Family Abuse - Protective Order	FP	1	▼	-50.0%	-1	
	Emancipation	EP	0	▼	-100.0%	-1	
	Qualified Residential Treatment	QR	0	▼	-100.0%	-3	
		<b>Total</b>		<b>3,728</b>	<b>▼</b>	<b>-5.3%</b>	<b>-209</b>
		<b>GRAND TOTAL</b>		<b>7,962</b>	<b>▲</b>	<b>2.9%</b>	<b>+221</b>

\* Compared to same time period as previous year  
 \*\* Case Type Categories are defined in the 2017 Virginia Judicial Workload Assessment  
 The data reported reflect the case management system. The case types reported may not necessitate judicial involvement.

**Dispositions by Major Case Category\*\***

Category	Summary	Change	% Change	Absolute Change
Adult Criminal	1,621	▲	+11.9%	+173
Child Dependency	204	▲	-19.0%	-48
Child in Need of Services/Supervision	62	▲	+34.8%	+16
Custody and Visitation	2,475	▲	-11.2%	-311
Delinquency	548	▲	+30.2%	+127
Juvenile Miscellaneous	27	▼	+68.8%	+11
New to Workload Study	12	▲	+500.0%	+10
Other	1,012	▲	+11.2%	+102
Protective Orders	479	▼	+11.4%	+49
Support	1,431	▲	+7.4%	+98
Traffic	91	▼	-6.2%	-6
<b>GRAND TOTAL</b>	<b>7,962</b>	▲	2.9%	+221

\* Compared to same time period as previous year

\*\* Case Type Categories are defined in the 2017 Virginia Judicial Workload Assessment

The data reported reflect the case management system. The case types reported may not necessitate judicial involvement.



2024 Overall GRAND TOTAL		Distribution of Caseload			Change*		Percentage (%) of Caseload		
<b>8,096</b> +186 2.4% 	2024 2023	<b>Adult</b>	4,147	51%	3.8% ▲	+151	<b>Adult</b>	50.5%	51.2%
		<b>Juvenile</b>	3,949	49%	0.9% ▲	+35	<b>Juvenile</b>	49.5%	48.8%
		<b>GRAND TOTAL</b>	<b>8,096</b>	100%	2.4% ▲	+186	<b>GRAND TOTAL</b>	100%	100%

Dispositions by Division & Code

Division	Case Type Description	Code	Summary	Change	% Change	Absolute Change
<b>Adult</b>	Misdemeanor	CM	904	▼	-2.2%	-20
	Civil Support	VS	808	▼	-2.2%	-18
	Other	OT	801	▼	+16.8%	+115
	Show Cause	SC	559	▲	-2.6%	-15
	Felony	CF	398	▲	+20.2%	+67
	Capias	CA	311	▲	-5.8%	-19
	Family Abuse - Protective Order	FP	273	▲	+11.0%	+27
	Non-Family Abuse Protective Order	AP	35	▲	+59.1%	+13
	Motion - Protective Order	MP	21	▲	+31.3%	+5
	Remand Support	RS	16	▲	+6.7%	+1
	Violation of Protective Order	PV	10	▼	-37.5%	-6
	Violation Family Abuse Protective Order	PS	5	▲	+150.0%	+3
	Criminal Support	CS	2	▼	-33.3%	-1
	Emergency Custody Order	EC	2	▲	-	+2
Restricted License for Non-Support	SL	2	▼	-60.0%	-3	
Total			<b>4,147</b>	▲	<b>3.8%</b>	<b>+151</b>
<b>Juvenile</b>	Custody Visitation	CV	2,312	▼	-2.2%	-51
	Paternity	PT	419	▼	-1.6%	-7
	Misdemeanor	DM	375	▲	+5.6%	+20
	Traffic	T	176	▼	-1.7%	-3
	Felony	DF	142	▼	-0.7%	-1
	Status	ST	65	▲	+30.0%	+15
	Foster Care Review	FC	54	▲	+45.9%	+17
	Special Immigrant Juvenile Status	SI	45	▲	+221.4%	+31
	Permanency Planning	PH	42	↔	-	-
	Show Cause	SC	42	▲	+133.3%	+24
	Civil Violation	CI	30	▲	+11.1%	+3
	Initial Foster Care	IF	30	▲	+50.0%	+10
	Child In Need of Services	CS	27	▼	-12.9%	-4
	Temporary Detention Order	TD	24	▲	+14.3%	+3
	Abuse and Neglect	AN	22	▼	-35.3%	-12
	Other	OT	22	▲	+69.2%	+9
	Capias	CA	21	▼	-36.4%	-12
	Non-Family Abuse Protective Order	AP	20	▲	+233.3%	+14
	Terminate Parental Rights	TP	19	▲	+11.8%	+2
	Truancy	TR	17	▲	+325.0%	+13
	Remand Custody	RC	13	▼	-50.0%	-13
	Remand Visitation	RV	13	▼	-50.0%	-13
	Emergency Custody Order	EC	6	▼	-60.0%	-9
	Child at Risk	RI	3	▲	-	+3
	Motion - Protective Order	MP	3	▲	-	+3
	Family Abuse - Protective Order	FP	2	▼	-50.0%	-2
	Relief of Custody	CR	2	▲	-	+2
	Entrustment	ET	1	▼	-50.0%	-1
	Juvenile Support	JS	1	▲	-	+1
	Voluntary Continuing Services and Support Agree	VA	1	↔	-	-
	Emancipation	EP	0	▼	-100.0%	-2
	Qualified Residential Treatment	QR	0	▼	-100.0%	-4
	Violation Family Abuse Protective Order	PS	0	▼	-100.0%	-1
	Total			<b>3,949</b>	▲	<b>0.9%</b>

\* Compared to same time period as previous year  
 \*\* Case Type Categories are defined in the 2017 Virginia Judicial Workload Assessment  
 The data reported reflect the case management system. The case types reported may not necessitate judicial involvement.

	Summary	Change	% Change	Absolute Change
<b>GRAND TOTAL</b>	<b>8,096</b>	▲	2.4%	+186

Dispositions by Major Case Category\*\*

Category	Summary	Change	% Change	Absolute Change
Adult Criminal	2,008	▲	-0.2%	-5
Child Dependency	174	▲	+10.8%	+17
Child in Need of Services/Supervision	48	▲	+29.7%	+11
Custody and Visitation	2,731	▼	-2.1%	-59
Delinquency	576	▲	+5.3%	+29
Juvenile Miscellaneous	65	▲	+25.0%	+13
New to Workload Study	75	▲	+82.9%	+34
Other	897	▲	+11.8%	+95
Protective Orders	354	▲	+20.4%	+60
Support	992	▲	-0.6%	-6
Traffic	176	▼	-1.7%	-3
<b>GRAND TOTAL</b>	<b>8,096</b>	▲	2.4%	+186

\* Compared to same time period as previous year

\*\* Case Type Categories are defined in the 2017 Virginia Judicial Workload Assessment

The data reported reflect the case management system. The case types reported may not necessitate judicial involvement.

2024 Overall GRAND TOTAL		Distribution of Caseload			Change*		Percentage (%) of Caseload		
<b>1,252</b>	-61 -4.6%	<b>Adult</b>	648	52%	-3.9% ▼	-26	<b>Adult</b>	51.3%	51.8%
2024		<b>Juvenile</b>	604	48%	-5.5% ▼	-35	<b>Juvenile</b>	48.7%	48.2%
2023		<b>GRAND TOTAL</b>	<b>1,252</b>	100%	-4.6% ▼	-61	<b>GRAND TOTAL</b>	100%	100%

**Dispositions by Division & Code**

Division	Case Type Description	Code	Summary	Change	% Change	Absolute Change
<b>Adult</b>	Show Cause	SC	130	▲	+3.2%	+4
	Other	OT	127	▲	+13.4%	+15
	Civil Support	VS	126	▼	-4.5%	-6
	Misdemeanor	CM	110	▼	-29.5%	-46
	Family Abuse - Protective Order	FP	61	▲	+10.9%	+6
	Felony	CF	47	▲	+95.8%	+23
	Capias	CA	24	▲	-11.1%	-3
	Motion - Protective Order	MP	13	▼	-7.1%	-1
	Non-Family Abuse Protective Order	AP	3	▼	-70.0%	-7
	Remand Support	RS	3	▼	-75.0%	-9
	Violation of Protective Order	PV	3	↔		-
	Restricted License for Non-Support	SL	1	▼	-50.0%	-1
	Violation Family Abuse Protective Order	PS	0	▼	-100.0%	-1
	<b>Total</b>		<b>648</b>	▼	<b>-3.9%</b>	<b>-26</b>
<b>Juvenile</b>	Custody Visitation	CV	396	▼	-10.2%	-45
	Misdemeanor	DM	59	▲	+55.3%	+21
	Show Cause	SC	28	▼	-12.5%	-4
	Traffic	T	26	▲	+73.3%	+11
	Child In Need of Services	CS	15	▲	+66.7%	+6
	Truancy	TR	15	▲	+36.4%	+4
	Paternity	PT	10	▼	-47.4%	-9
	Remand Custody	RC	9	▼	-40.0%	-6
	Remand Visitation	RV	9	▼	-30.8%	-4
	Child at Risk	RI	7	▲	-	+7
	Abuse and Neglect	AN	6	▲	-	+6
	Foster Care Review	FC	4	▼	-33.3%	-2
	Permanency Planning	PH	4	▼	-42.9%	-3
	Motion - Protective Order	MP	3	▲	+50.0%	+1
	Non-Family Abuse Protective Order	AP	3	↔		-
	Civil Violation	CI	2	▲	-	+2
	Emergency Custody Order	EC	2	▲	+100.0%	+1
	Other	OT	2	▼	-33.3%	-1
	Felony	DF	1	▼	-83.3%	-5
	Initial Foster Care	IF	1	▼	-50.0%	-1
	Temporary Detention Order	TD	1	▼	-80.0%	-4
	Voluntary Continuing Services and Support Agree	VA	1	▼	-80.0%	-4
	Capias	CA	0	▼	-100.0%	-1
	Relief of Custody	CR	0	▼	-100.0%	-1
	Status	ST	0	▼	-100.0%	-3
	Terminate Parental Rights	TP	0	▼	-100.0%	-1
		<b>Total</b>		<b>604</b>	▼	<b>-5.5%</b>
	<b>GRAND TOTAL</b>		<b>1,252</b>	▼	<b>-4.6%</b>	<b>-61</b>

**Dispositions by Major Case Category\*\***

Category	Summary	Change	% Change	Absolute Change
Adult Criminal	267	▼	-11.0%	-33
Child Dependency	23	▲	+4.5%	+1

\* Compared to same time period as previous year  
 \*\* Case Type Categories are defined in the 2017 Virginia Judicial Workload Assessment  
 The data reported reflect the case management system. The case types reported may not necessitate judicial involvement.

Child in Need of Services/Supervision	30	▲	+50.0%	+10
Custody and Visitation	406	▼	-11.7%	-54
Delinquency	88	▼	+14.3%	+11
Juvenile Miscellaneous	0	▼	-100.0%	-3
New to Workload Study	2	▲	-	+2
Other	153	▼	-5.0%	-8
Protective Orders	83	▼	-1.2%	-1
Support	174	▲	+1.8%	+3
Traffic	26	▲	+73.3%	+11
<b>GRAND TOTAL</b>	<b>1,252</b>	▼	-4.6%	-61

\* Compared to same time period as previous year

\*\* Case Type Categories are defined in the 2017 Virginia Judicial Workload Assessment

The data reported reflect the case management system. The case types reported may not necessitate judicial involvement.

2024 Overall GRAND TOTAL		Distribution of Caseload			Change*		Percentage (%) of Caseload		
<b>3,170</b>	-245 -7.2%	<b>Adult</b>	1,582	50%	-2.1% ▼	-34	<b>Adult</b>	47.3%	49.9%
2024		<b>Juvenile</b>	1,588	50%	-11.7% ▼	-211	<b>Juvenile</b>	52.7%	50.1%
2023		<b>GRAND TOTAL</b>	<b>3,170</b>	100%	-7.2% ▼	-245	<b>GRAND TOTAL</b>	100%	100%

Dispositions by Division & Code

Division	Case Type Description	Code	Summary	Change	% Change	Absolute Change	
<b>Adult</b>	Show Cause	SC	360	▲	+12.9%	+41	
	Misdemeanor	CM	340	▲	+10.4%	+32	
	Other	OT	301	▲	+30.3%	+70	
	Civil Support	VS	213	▼	-14.1%	-35	
	Family Abuse - Protective Order	FP	114	▲	+70.1%	+47	
	Capias	CA	85	▼	-16.7%	-17	
	Felony	CF	78	▼	-37.6%	-47	
	Non-Family Abuse Protective Order	AP	35	▼	-56.8%	-46	
	Motion - Protective Order	MP	29	▼	-43.1%	-22	
	Violation of Protective Order	PV	19	▼	-32.1%	-9	
	Remand Support	RS	7	▼	-87.0%	-47	
	Violation Family Abuse Protective Order	PS	1	↔		-	
	Restricted License for Non-Support	SL	0	▼	-100.0%	-1	
	<b>Total</b>		<b>1,582</b>	▼	<b>-2.1%</b>	<b>-34</b>	
<b>Juvenile</b>	Custody Visitation	CV	756	▼	-17.3%	-158	
	Misdemeanor	DM	131	▲	+17.0%	+19	
	Traffic	T	124	▼	-9.5%	-13	
	Abuse and Neglect	AN	80	▼	-11.1%	-10	
	Permanency Planning	PH	69	▲	+1.5%	+1	
	Foster Care Review	FC	61	▲	+19.6%	+10	
	Initial Foster Care	IF	52	▲	+108.0%	+27	
	Felony	DF	46	▼	-45.2%	-38	
	Special Immigrant Juvenile Status	SI	37	▼	-17.8%	-8	
	Motion - Protective Order	MP	35	▲	+45.8%	+11	
	Paternity	PT	26	▲	+30.0%	+6	
	Child In Need of Services	CS	23	↔		-	
	Truancy	TR	21	▲	+75.0%	+9	
	Terminate Parental Rights	TP	20	▲	+11.1%	+2	
	Non-Family Abuse Protective Order	AP	17	▲	+183.3%	+11	
	Status	ST	14	▲		-	
	Remand Custody	RC	12	▼	-76.9%	-40	
	Temporary Detention Order	TD	12	▼	-29.4%	-5	
	Remand Visitation	RV	11	▼	-78.8%	-41	
	Relief of Custody	CR	10	▲	+233.3%	+7	
	Emergency Custody Order	EC	7	▼	-36.4%	-4	
	Family Abuse - Protective Order	FP	5	▲	+400.0%	+4	
	Other	OT	5	▼	-16.7%	-1	
	Show Cause	SC	5	▲	+25.0%	+1	
	Voluntary Continuing Services and Support Agreem	VA	5	▼	-16.7%	-1	
	Civil Violation	CI	2	▼	-33.3%	-1	
	Restoration of Parental Rights	RR	2	▲		+2	
	Qualified Residential Treatment	QR	0	▼	-100.0%	-1	
		<b>Total</b>		<b>1,588</b>	▼	<b>-11.7%</b>	<b>-211</b>
	<b>GRAND TOTAL</b>			<b>3,170</b>	▼	<b>-7.2%</b>	<b>-245</b>

\* Compared to same time period as previous year  
 \*\* Case Type Categories are defined in the 2017 Virginia Judicial Workload Assessment  
 The data reported reflect the case management system. The case types reported may not necessitate judicial involvement.

Dispositions by Major Case Category\*\*

Category	Summary	Change	% Change	Absolute Change
Adult Criminal	761	▼	+3.4%	+25
Child Dependency	297	▲	+13.4%	+35
Child in Need of Services/Supervision	44	▲	+25.7%	+9
Custody and Visitation	782	▲	-16.3%	-152
Delinquency	182	▼	-9.0%	-18
Juvenile Miscellaneous	14	▼	-6.7%	-1
New to Workload Study	39	▼	-18.8%	-9
Other	357	▲	-15.4%	-65
Protective Orders	235	▲	+2.2%	+5
Support	335	▼	-15.4%	-61
Traffic	124	▼	-9.5%	-13
<b>GRAND TOTAL</b>	<b>3,170</b>	▼	-7.2%	-245

\* Compared to same time period as previous year

\*\* Case Type Categories are defined in the 2017 Virginia Judicial Workload Assessment

The data reported reflect the case management system. The case types reported may not necessitate judicial involvement.

2024 Overall GRAND TOTAL		Distribution of Caseload			Change*		Percentage (%) of Caseload		
<b>1,727</b>	-116 -6.3%	<b>Adult</b>	1,058	61%	-3.1% ▼	-34	<b>Adult</b>	59.3%	61.3%
2024		<b>Juvenile</b>	669	39%	-10.9% ▼	-82	<b>Juvenile</b>	40.7%	38.7%
2023		<b>GRAND TOTAL</b>	<b>1,727</b>	100%	-6.3% ▼	-116	<b>GRAND TOTAL</b>	100%	100%

**Dispositions by Division & Code**

Division	Case Type Description	Code	Summary	Change	% Change	Absolute Change
<b>Adult</b>	Show Cause	SC	268	▲	+25.2%	+54
	Misdemeanor	CM	219	▼	-8.0%	-19
	Other	OT	204	▼	-19.0%	-48
	Civil Support	VS	131	▲	+20.2%	+22
	Capias	CA	115	▼	+8.5%	+9
	Family Abuse - Protective Order	FP	49	▼	-25.8%	-17
	Felony	CF	45	▼	-23.7%	-14
	Motion - Protective Order	MP	12	▼	-25.0%	-4
	Violation of Protective Order	PV	10	▼	-23.1%	-3
	Non-Family Abuse Protective Order	AP	4	▼	-63.6%	-7
	Remand Support	RS	1	▼	-83.3%	-5
	Restricted License for Non-Support	SL	0	▼	-100.0%	-2
	<b>Total</b>			<b>1,058</b>	▼	<b>-3.1%</b>
<b>Juvenile</b>	Custody Visitation	CV	249	▼	-28.9%	-101
	Misdemeanor	DM	93	▲	+8.1%	+7
	Abuse and Neglect	AN	60	▲	+57.9%	+22
	Initial Foster Care	IF	46	▲	+187.5%	+30
	Foster Care Review	FC	39	▲	+69.6%	+16
	Traffic	T	39	▲	+14.7%	+5
	Felony	DF	32	▼	-5.9%	-2
	Permanency Planning	PH	26	▼	-13.3%	-4
	Paternity	PT	14	▲	+7.7%	+1
	Special Immigrant Juvenile Status	SI	14	▲	+40.0%	+4
	Terminate Parental Rights	TP	13	▲	+225.0%	+9
	Motion - Protective Order	MP	5	▼	-16.7%	-1
	Temporary Detention Order	TD	5	▼	-85.3%	-29
	Voluntary Continuing Services and Support Agree	VA	5	↔		-
	Child In Need of Services	CS	4	▼	-55.6%	-5
	Emergency Custody Order	EC	4	▼	-66.7%	-8
	Non-Family Abuse Protective Order	AP	4	▼	-66.7%	-8
	Show Cause	SC	4	▼	-20.0%	-1
	Truancy	TR	4	▲	+100.0%	+2
	Other	OT	3	▲	-66.7%	-6
	Family Abuse - Protective Order	FP	2	▲	+100.0%	+1
	Relief of Custody	CR	2	▼	-33.3%	-1
	Status	ST	2	▼	-85.7%	-12
	Remand Custody	RC	0	▼	-100.0%	-1
	<b>Total</b>			<b>669</b>	▼	<b>-10.9%</b>
<b>GRAND TOTAL</b>			<b>1,727</b>	▼	<b>-6.3%</b>	<b>-116</b>

**Dispositions by Major Case Category\*\***

Category	Summary	Change	% Change	Absolute Change
Adult Criminal	522	▲	+4.4%	+22
Child Dependency	191	▲	+60.5%	+72
Child in Need of Services/Supervision	8	▲	-27.3%	-3
Custody and Visitation	263	▼	-27.5%	-100
Delinquency	129	▼	+3.2%	+4

\* Compared to same time period as previous year  
 \*\* Case Type Categories are defined in the 2017 Virginia Judicial Workload Assessment  
 The data reported reflect the case management system. The case types reported may not necessitate judicial involvement.

Juvenile Miscellaneous	3	▲	-78.6%	-11
New to Workload Study	14	▲	+40.0%	+4
Other	216	▼	-31.2%	-98
Protective Orders	76	▼	-32.1%	-36
Support	266	▼	+10.4%	+25
Traffic	39	▲	+14.7%	+5
<b>GRAND TOTAL</b>	<b>1,727</b>	▼	-6.3%	-116

\* Compared to same time period as previous year

\*\* Case Type Categories are defined in the 2017 Virginia Judicial Workload Assessment

The data reported reflect the case management system. The case types reported may not necessitate judicial involvement.



2024 Overall GRAND TOTAL		Distribution of Caseload		Change*		Percentage (%) of Caseload		
<b>3,125</b>	-189 -5.7%	<b>Adult</b>	1,659 53%	-6.3% ▼	-112	<b>Adult</b>	2023 53.4%	2024 53.1%
2024		<b>Juvenile</b>	1,466 47%	-5.0% ▼	-77	<b>Juvenile</b>	46.6%	46.9%
2023		<b>GRAND TOTAL</b>	<b>3,125</b> 100%	-5.7% ▼	-189	<b>GRAND TOTAL</b>	100%	100%

**Dispositions by Division & Code**

Division	Case Type Description	Code	Summary	Change	% Change	Absolute Change	
<b>Adult</b>	Show Cause	SC	467	▲	-15.6%	-86	
	Misdemeanor	CM	313	▲	+4.3%	+13	
	Civil Support	VS	299	▼	-8.8%	-29	
	Other	OT	173	▼	-3.9%	-7	
	Capias	CA	137	▲	+25.7%	+28	
	Family Abuse - Protective Order	FP	118	↔		-	
	Felony	CF	69	▼	-34.9%	-37	
	Motion - Protective Order	MP	42	▲	+23.5%	+8	
	Remand Support	RS	15	▲	+25.0%	+3	
	Violation of Protective Order	PV	12	↔		-	
	Non-Family Abuse Protective Order	AP	9	↔		-	
	Restricted License for Non-Support	SL	5	▼	-28.6%	-2	
	Return of Desposit (Bondsman)	RD	0	▼	-100.0%	-1	
	Violation Family Abuse Protective Order	PS	0	▼	-100.0%	-2	
	<b>Total</b>		<b>1,659</b>	▼	<b>-6.3%</b>	<b>-112</b>	
<b>Juvenile</b>	Custody Visitation	CV	863	▼	-12.1%	-119	
	Misdemeanor	DM	178	▲	+9.2%	+15	
	Traffic	T	91	↔		-	
	Felony	DF	59	▲	+96.7%	+29	
	Special Immigrant Juvenile Status	SI	53	▲	+112.0%	+28	
	Child In Need of Services	CS	30	▲	+7.1%	+2	
	Show Cause	SC	23	▲	+109.1%	+12	
	Remand Custody	RC	22	▲	+15.8%	+3	
	Remand Visitation	RV	22	▲	+15.8%	+3	
	Paternity	PT	19	↔		-	
	Permanency Planning	PH	17	▲	+6.3%	+1	
	Status	ST	10	▼	-9.1%	-1	
	Child at Risk	RI	9	▼	-18.2%	-2	
	Civil Violation	CI	8	↔		-	
	Non-Family Abuse Protective Order	AP	8	▼	-69.2%	-18	
	Temporary Detention Order	TD	8	▼	-20.0%	-2	
	Truancy	TR	7	↔		-	
	Abuse and Neglect	AN	6	▼	-25.0%	-2	
	Initial Foster Care	IF	6	▲	+20.0%	+1	
	Motion - Protective Order	MP	6	▼	-14.3%	-1	
	Foster Care Review	FC	4	▼	-73.3%	-11	
	Other	OT	3	▼	-62.5%	-5	
	Relief of Custody	CR	3	▼	-50.0%	-3	
	Capias	CA	2	↔		-	
	Emergency Custody Order	EC	2	▼	-33.3%	-1	
	Family Abuse - Protective Order	FP	2	▲	+100.0%	+1	
	Terminate Parental Rights	TP	2	↔		-	
	Emancipation	EP	1	↔		-	
	Entrustment	ET	1	↔		-	
	Voluntary Continuing Services and Support Agree	VA	1	▼	-75.0%	-3	
	Violation of Protective Order	PV	0	▼	-100.0%	-4	
		<b>Total</b>		<b>1,466</b>	▼	<b>-5.0%</b>	<b>-77</b>
		<b>GRAND TOTAL</b>		<b>3,125</b>	▼	<b>-5.7%</b>	<b>-189</b>

\* Compared to same time period as previous year

\*\* Case Type Categories are defined in the 2017 Virginia Judicial Workload Assessment

The data reported reflect the case management system. The case types reported may not necessitate judicial involvement.

Dispositions by Major Case Category\*\*

Category	Summary	Change	% Change	Absolute Change
Adult Criminal	795	▼	-16.7%	-159
Child Dependency	49	▼	-27.9%	-19
Child in Need of Services/Supervision	51	▲	+27.5%	+11
Custody and Visitation	882	▼	-11.9%	-119
Delinquency	248	▲	+21.0%	+43
Juvenile Miscellaneous	11	▼	-8.3%	-1
New to Workload Study	61	▲	+84.8%	+28
Other	245	▼	-2.8%	-7
Protective Orders	185	▲	-5.1%	-10
Support	507	▲	+9.5%	+44
Traffic	91	↔		0
<b>GRAND TOTAL</b>	<b>3,125</b>	▼	-5.7%	-189

\* Compared to same time period as previous year

\*\* Case Type Categories are defined in the 2017 Virginia Judicial Workload Assessment

The data reported reflect the case management system. The case types reported may not necessitate judicial involvement.

2024 Overall GRAND TOTAL		Distribution of Caseload		Change*		Percentage (%) of Caseload			
<b>1,104</b>	+109 11.0%	<b>Adult</b>	554	50%	27.9% ▲	+121	<b>Adult</b>	43.5%	50.2%
2024		<b>Juvenile</b>	550	50%	-2.1% ▼	-12	<b>Juvenile</b>	56.5%	49.8%
2023		<b>GRAND TOTAL</b>	<b>1,104</b>	100%	11.0% ▲	+109	<b>GRAND TOTAL</b>	100%	100%

Dispositions by Division & Code

Division	Case Type Description	Code	Summary	Change	% Change	Absolute Change
<b>Adult</b>	Show Cause	SC	143	▲	+53.8%	+50
	Civil Support	VS	100	▲	+13.6%	+12
	Other	OT	77	▲	+20.3%	+13
	Misdemeanor	CM	76	▲	+22.6%	+14
	Felony	CF	49	▲	+63.3%	+19
	Family Abuse - Protective Order	FP	38	▲	+15.2%	+5
	Capias	CA	26	▼	+23.8%	+5
	Remand Support	RS	21	▲	+31.3%	+5
	Motion - Protective Order	MP	14	▲	+27.3%	+3
	Non-Family Abuse Protective Order	AP	5	▼	-44.4%	-4
	Violation of Protective Order	PV	4	↔		-
	Bond Forfeiture	BF	1	▲	-	+1
	Protective Order	PC	0	▼	-100.0%	-2
	<b>Total</b>		<b>554</b>	▲	<b>27.9%</b>	<b>+121</b>
<b>Juvenile</b>	Custody Visitation	CV	324	▼	-12.9%	-48
	Misdemeanor	DM	48	▲	+71.4%	+20
	Traffic	T	32	▼	-17.9%	-7
	Permanency Planning	PH	27	▲	+200.0%	+18
	Remand Custody	RC	18	▲	+12.5%	+2
	Remand Visitation	RV	18	▲	+100.0%	+9
	Foster Care Review	FC	14	↔		-
	Felony	DF	13	▲	+62.5%	+5
	Abuse and Neglect	AN	11	▼	-38.9%	-7
	Initial Foster Care	IF	8	▼	-20.0%	-2
	Child In Need of Services	CS	7	▼	-22.2%	-2
	Truancy	TR	7	▲	+75.0%	+3
	Non-Family Abuse Protective Order	AP	5	▼	-37.5%	-3
	Temporary Detention Order	TD	5	↔		-
	Voluntary Continuing Services and Support Agreem	VA	5	▲	+150.0%	+3
	Other	OT	4	▲	+100.0%	+2
	Paternity	PT	2	▲	+100.0%	+1
	Show Cause	SC	2	▲	+100.0%	+1
	Capias	CA	0	▼	-100.0%	-1
	Emergency Custody Order	EC	0	▼	-100.0%	-2
	Motion - Protective Order	MP	0	▼	-100.0%	-1
	Relief of Custody	CR	0	▼	-100.0%	-1
	Terminate Parental Rights	TP	0	▼	-100.0%	-2
	<b>Total</b>		<b>550</b>	▼	<b>-2.1%</b>	<b>-12</b>
	<b>GRAND TOTAL</b>		<b>1,104</b>	▲	<b>11.0%</b>	<b>+109</b>

Dispositions by Major Case Category\*\*

Category	Summary	Change	% Change	Absolute Change
Adult Criminal	260	▲	+44.4%	+80
Child Dependency	65	▲	+16.1%	+9
Child in Need of Services/Supervision	14	▲	+7.7%	+1
Custody and Visitation	326	▲	-12.6%	-47
Delinquency	63	▲	+65.8%	+25

\* Compared to same time period as previous year

\*\* Case Type Categories are defined in the 2017 Virginia Judicial Workload Assessment

The data reported reflect the case management system. The case types reported may not necessitate judicial involvement.

**CPSS - JCMS CASELOAD STATISTICS OF THE JUVENILE & DOMESTIC RELATIONS DISTRICT COURTS**  
 January 2024 thru November 2024 Dispositions (Compared to January 2023 thru November 2023)

Other	143	▲	+25.4%	+29
Protective Orders	62	▼		0
Support	139	▼	+15.8%	+19
Traffic	32	▼	-17.9%	-7
<b>GRAND TOTAL</b>	<b>1,104</b>	▲	11.0%	+109

\* Compared to same time period as previous year  
 \*\* Case Type Categories are defined in the 2017 Virginia Judicial Workload Assessment  
 The data reported reflect the case management system. The case types reported may not necessitate judicial involvement.

2024 Overall GRAND TOTAL		Distribution of Caseload			Change*		Percentage (%) of Caseload				
<b>694</b> -49 -6.6% 	Adult	268	39%	-10.7%	▼	-32	Adult	2023	40.4%	2024	38.6%
	Juvenile	426	61%	-3.8%	▼	-17	Juvenile	59.6%	61.4%		
<b>GRAND TOTAL</b>		<b>694</b>	100%	-6.6%	▼	-49	<b>GRAND TOTAL</b>	100%	100%		

Dispositions by Division & Code

Division	Case Type Description	Code	Summary	Change	% Change	Absolute Change	
<b>Adult</b>	Misdemeanor	CM	68	▼	-21.8%	-19	
	Other	OT	57	▲	+1.8%	+1	
	Civil Support	VS	40	▼	-14.9%	-7	
	Show Cause	SC	40	▲	-13.0%	-6	
	Felony	CF	21	▲	+250.0%	+15	
	Family Abuse - Protective Order	FP	19	▲	+26.7%	+4	
	Capias	CA	18	▲	+12.5%	+2	
	Violation of Protective Order	PV	4	▼	-66.7%	-8	
	Remand Support	RS	1	▼	-85.7%	-6	
	Motion - Protective Order	MP	0	▼	-100.0%	-2	
	Violation Family Abuse Protective Order	PS	0	▼	-100.0%	-6	
Total			<b>268</b>	▼	<b>-10.7%</b>	<b>-32</b>	
<b>Juvenile</b>	Custody Visitation	CV	183	▼	-7.6%	-15	
	Misdemeanor	DM	96	▲	+4.3%	+4	
	Traffic	T	76	▼	-1.3%	-1	
	Felony	DF	22	▲	+175.0%	+14	
	Permanency Planning	PH	8	▲	+33.3%	+2	
	Abuse and Neglect	AN	5	▼	-44.4%	-4	
	Motion - Protective Order	MP	5	▲	-	+5	
	Capias	CA	4	▲	-	+4	
	Status	ST	4	↔	-	-	
	Emergency Custody Order	EC	3	▲	+200.0%	+2	
	Remand Custody	RC	3	▼	-75.0%	-9	
	Remand Visitation	RV	3	▼	-72.7%	-8	
	Voluntary Continuing Services and Support Agree	VA	3	▲	+200.0%	+2	
	Child In Need of Services	CS	2	▼	-75.0%	-6	
	Non-Family Abuse Protective Order	AP	2	▲	-	+2	
	Special Immigrant Juvenile Status	SI	2	▲	-	+2	
	Civil Violation	CI	1	▲	-	+1	
	Foster Care Review	FC	1	▼	-80.0%	-4	
	Initial Foster Care	IF	1	▼	-80.0%	-4	
	Other	OT	1	▲	-	+1	
	Truancy	TR	1	▲	-	+1	
	Child at Risk	RI	0	▼	-100.0%	-1	
	Family Abuse - Protective Order	FP	0	▼	-100.0%	-1	
	Paternity	PT	0	▼	-100.0%	-1	
	Show Cause	SC	0	▼	-100.0%	-1	
	Temporary Detention Order	TD	0	▼	-100.0%	-2	
	Total			<b>426</b>	▼	<b>-3.8%</b>	<b>-17</b>
	<b>GRAND TOTAL</b>			<b>694</b>	▼	<b>-6.6%</b>	<b>-49</b>

Dispositions by Major Case Category\*\*

Category	Summary	Change	% Change	Absolute Change
Adult Criminal	136	▲	-16.0%	-26
Child Dependency	18	▼	-33.3%	-9
Child in Need of Services/Supervision	3	▲	-66.7%	-6
Custody and Visitation	184	▲	-7.5%	-15

\* Compared to same time period as previous year  
 \*\* Case Type Categories are defined in the 2017 Virginia Judicial Workload Assessment  
 The data reported reflect the case management system. The case types reported may not necessitate judicial involvement.

**CPSS - JCMS CASELOAD STATISTICS OF THE JUVENILE & DOMESTIC RELATIONS DISTRICT COURTS**  
 January 2024 thru November 2024 Dispositions (Compared to January 2023 thru November 2023)

Delinquency	121	▲	+21.0%	+21
Juvenile Miscellaneous	4	↔		0
New to Workload Study	3	▲	-	+3
Other	68	▲	-23.6%	-21
Protective Orders	26	▲	+44.4%	+8
Support	55	▲	-5.2%	-3
Traffic	76	▼	-1.3%	-1
<b>GRAND TOTAL</b>	<b>694</b>	▼	-6.6%	-49

\* Compared to same time period as previous year

\*\* Case Type Categories are defined in the 2017 Virginia Judicial Workload Assessment

The data reported reflect the case management system. The case types reported may not necessitate judicial involvement.

2024 Overall GRAND TOTAL		Distribution of Caseload		Change*		Percentage (%) of Caseload			
<b>1,189</b>	-12 -1.0%	<b>Adult</b>	580	49%	2.8% ▲	+16	<b>Adult</b>	47.0%	48.8%
2024		<b>Juvenile</b>	609	51%	-4.4% ▼	-28	<b>Juvenile</b>	53.0%	51.2%
2023		<b>GRAND TOTAL</b>	<b>1,189</b>	100%	-1.0% ▼	-12	<b>GRAND TOTAL</b>	100%	100%

Dispositions by Division & Code

Division	Case Type Description	Code	Summary	Change	% Change	Absolute Change
<b>Adult</b>	Show Cause	SC	138	▲	+36.6%	+37
	Misdemeanor	CM	116	▼	-2.5%	-3
	Civil Support	VS	108	▲	+3.8%	+4
	Other	OT	81	▲	+19.1%	+13
	Family Abuse - Protective Order	FP	59	▲	+13.5%	+7
	Capias	CA	28	▲	+27.3%	+6
	Felony	CF	22	▼	-4.3%	-1
	Motion - Protective Order	MP	11	▼	-38.9%	-7
	Violation of Protective Order	PV	10	▼	-80.8%	-42
	Non-Family Abuse Protective Order	AP	5	▲	+66.7%	+2
	Remand Support	RS	2	↔		-
	<b>Total</b>		<b>580</b>	<b>▲</b>	<b>2.8%</b>	<b>+16</b>
<b>Juvenile</b>	Custody Visitation	CV	361	▲	+9.4%	+31
	Traffic	T	48	▲	+4.3%	+2
	Misdemeanor	DM	35	▼	-45.3%	-29
	Foster Care Review	FC	22	▲	+29.4%	+5
	Abuse and Neglect	AN	17	▼	-5.6%	-1
	Non-Family Abuse Protective Order	AP	15	▲	+200.0%	+10
	Permanency Planning	PH	14	▼	-57.6%	-19
	Child In Need of Services	CS	13	▲	+44.4%	+4
	Special Immigrant Juvenile Status	SI	10	▲	+100.0%	+5
	Entrustment	ET	9	▼	-30.8%	-4
	Felony	DF	9	▼	-30.8%	-4
	Initial Foster Care	IF	7	▼	-30.0%	-3
	Paternity	PT	7	▲	+75.0%	+3
	Motion - Protective Order	MP	6	▲	+200.0%	+4
	Show Cause	SC	6	▲	-	+6
	Status	ST	5	▲	-	+5
	Voluntary Continuing Services and Support Agreem	VA	5	▲	+66.7%	+2
	Other	OT	4	▲	+300.0%	+3
	Terminate Parental Rights	TP	4	▼	-88.6%	-31
	Remand Custody	RC	2	▼	-50.0%	-2
	Remand Visitation	RV	2	▼	-50.0%	-2
	Truancy	TR	2	▼	-33.3%	-1
	Capias	CA	1	▲	-	+1
	Child at Risk	RI	1	▼	-87.5%	-7
	Emergency Custody Order	EC	1	▼	-66.7%	-2
	Family Abuse - Protective Order	FP	1	↔		-
	Relief of Custody	CR	1	▲	-	+1
	Temporary Detention Order	TD	1	▼	-75.0%	-3
	Civil Violation	CI	0	▼	-100.0%	-1
	Qualified Residential Treatment	QR	0	▼	-100.0%	-1
		<b>Total</b>		<b>609</b>	<b>▼</b>	<b>-4.4%</b>
<b>GRAND TOTAL</b>			<b>1,189</b>	<b>▼</b>	<b>-1.0%</b>	<b>-12</b>

\* Compared to same time period as previous year

\*\* Case Type Categories are defined in the 2017 Virginia Judicial Workload Assessment

The data reported reflect the case management system. The case types reported may not necessitate judicial involvement.

Dispositions by Major Case Category\*\*

Category	Summary	Change	% Change	Absolute Change
Adult Criminal	260	▼	-9.4%	-27
Child Dependency	80	▲	-42.0%	-58
Child in Need of Services/Supervision	15	▲	+25.0%	+3
Custody and Visitation	368	▲	+10.2%	+34
Delinquency	51	▲	-33.8%	-26
Juvenile Miscellaneous	5	▲	-	+5
New to Workload Study	10	↔	+66.7%	+4
Other	93	▲	+8.1%	+7
Protective Orders	97	▲	+19.8%	+16
Support	162	▲	+20.9%	+28
Traffic	48	▲	+4.3%	+2
<b>GRAND TOTAL</b>	<b>1,189</b>	▼	-1.0%	-12

\* Compared to same time period as previous year

\*\* Case Type Categories are defined in the 2017 Virginia Judicial Workload Assessment

The data reported reflect the case management system. The case types reported may not necessitate judicial involvement.



2024 Overall GRAND TOTAL		Distribution of Caseload			Change*		Percentage (%) of Caseload		
<b>2,124</b> 	+56 2.7%	<b>Adult</b>	1,146	54%	5.4% ▲	+59	<b>Adult</b>	52.6%	54.0%
		<b>Juvenile</b>	978	46%	-0.3% ▼	-3	<b>Juvenile</b>	47.4%	46.0%
		<b>GRAND TOTAL</b>	<b>2,124</b>	100%	2.7% ▲	+56	<b>GRAND TOTAL</b>	100%	100%

Dispositions by Division & Code

Division	Case Type Description	Code	Summary	Change	% Change	Absolute Change	
<b>Adult</b>	Misdemeanor	CM	267	▲	+25.4%	+54	
	Other	OT	240	▼	+9.1%	+20	
	Show Cause	SC	189	▲	+13.9%	+23	
	Civil Support	VS	161	▼	-4.2%	-7	
	Felony	CF	106	▼	-23.7%	-33	
	Family Abuse - Protective Order	FP	65	▲	+12.1%	+7	
	Capias	CA	58	▼	-7.9%	-5	
	Violation of Protective Order	PV	29	▲	+45.0%	+9	
	Motion - Protective Order	MP	13	↔		-	
	Remand Support	RS	10	▼	-9.1%	-1	
	Restricted License for Non-Support	SL	4	▲	-	+4	
	Non-Family Abuse Protective Order	AP	3	▼	-76.9%	-10	
	Bond Forfeiture	BF	1	▼	-50.0%	-1	
	Criminal Support	CS	0	▼	-100.0%	-1	
	<b>Total</b>		<b>1,146</b>	▲	<b>5.4%</b>	<b>+59</b>	
<b>Juvenile</b>	Custody Visitation	CV	624	▼	-9.8%	-68	
	Traffic	T	94	▲	+95.8%	+46	
	Misdemeanor	DM	65	▲	+6.6%	+4	
	Permanency Planning	PH	22	▲	+100.0%	+11	
	Remand Custody	RC	19	▲	+26.7%	+4	
	Remand Visitation	RV	19	▲	+26.7%	+4	
	Felony	DF	16	▼	-15.8%	-3	
	Paternity	PT	16	▲	+77.8%	+7	
	Child In Need of Services	CS	15	▲	+87.5%	+7	
	Abuse and Neglect	AN	10	▼	-44.4%	-8	
	Motion - Protective Order	MP	10	↔		-	
	Civil Violation	CI	9	▼	-10.0%	-1	
	Foster Care Review	FC	8	▼	-27.3%	-3	
	Temporary Detention Order	TD	8	▲	+100.0%	+4	
	Truancy	TR	7	▼	-53.3%	-8	
	Initial Foster Care	IF	5	▼	-44.4%	-4	
	Non-Family Abuse Protective Order	AP	5	▼	-37.5%	-3	
	Terminate Parental Rights	TP	5	▲	+66.7%	+2	
	Capias	CA	4	▲	+300.0%	+3	
	Show Cause	SC	4	▲	+100.0%	+2	
	Voluntary Continuing Services and Support Agree	VA	4	▲	+33.3%	+1	
	Emergency Custody Order	EC	3	▲	-	+3	
	Entrustment	ET	3	▲	-	+3	
	Other	OT	2	▼	-33.3%	-1	
	Status	ST	1	▼	-75.0%	-3	
	Family Abuse - Protective Order	FP	0	▼	-100.0%	-2	
		<b>Total</b>		<b>978</b>	▼	<b>-0.3%</b>	<b>-3</b>
		<b>GRAND TOTAL</b>		<b>2,124</b>	▲	<b>2.7%</b>	<b>+56</b>

\* Compared to same time period as previous year

\*\* Case Type Categories are defined in the 2017 Virginia Judicial Workload Assessment

The data reported reflect the case management system. The case types reported may not necessitate judicial involvement.

**Dispositions by Major Case Category\*\***

Category	Summary	Change	% Change	Absolute Change
Adult Criminal	540	▼	+4.9%	+25
Child Dependency	57	▲	+3.6%	+2
Child in Need of Services/Supervision	22	▲	-4.3%	-1
Custody and Visitation	640	▲	-8.7%	-61
Delinquency	89	▲	+7.2%	+6
Juvenile Miscellaneous	1	▼	-75.0%	-3
New to Workload Study	9	▼	-10.0%	-1
Other	301	▲	+12.3%	+33
Protective Orders	96	▼	-7.7%	-8
Support	275	▲	+7.0%	+18
Traffic	94	▲	+95.8%	+46
<b>GRAND TOTAL</b>	<b>2,124</b>	▲	2.7%	+56

\* Compared to same time period as previous year

\*\* Case Type Categories are defined in the 2017 Virginia Judicial Workload Assessment

The data reported reflect the case management system. The case types reported may not necessitate judicial involvement.

2024 Overall GRAND TOTAL		Distribution of Caseload		Change*		Percentage (%) of Caseload			
<b>740</b> +144 24.2% 	2024 2023	<b>Adult</b>	314	42%	18.0% ▲	+48	<b>Adult</b>	44.6%	42.4%
		<b>Juvenile</b>	426	58%	29.1% ▲	+96	<b>Juvenile</b>	55.4%	57.6%
<b>GRAND TOTAL</b>		<b>740</b>	100%	24.2% ▲	+144	<b>GRAND TOTAL</b>	100%	100%	

Dispositions by Division & Code

Division	Case Type Description	Code	Summary	Change	% Change	Absolute Change
<b>Adult</b>	Show Cause	SC	83	▲	+56.6%	+30
	Civil Support	VS	63	▲	+21.2%	+11
	Misdemeanor	CM	59	▲	+34.1%	+15
	Other	OT	34	▼	-26.1%	-12
	Family Abuse - Protective Order	FP	24	▼	-4.0%	-1
	Felony	CF	23	▲	+109.1%	+12
	Capias	CA	14	▲	-	-
	Motion - Protective Order	MP	6	▼	-14.3%	-1
	Non-Family Abuse Protective Order	AP	4	▼	-55.6%	-5
	Violation of Protective Order	PV	4	▼	-20.0%	-1
	<b>Total</b>		<b>314</b>	<b>▲</b>	<b>18.0%</b>	<b>+48</b>
<b>Juvenile</b>	Custody Visitation	CV	241	▲	+13.7%	+29
	Misdemeanor	DM	32	▲	+52.4%	+11
	Initial Foster Care	IF	29	▲	+222.2%	+20
	Abuse and Neglect	AN	23	▲	+27.8%	+5
	Permanency Planning	PH	22	▲	+69.2%	+9
	Terminate Parental Rights	TP	13	▲	+550.0%	+11
	Traffic	T	12	▼	-14.3%	-2
	Foster Care Review	FC	10	▲	+42.9%	+3
	Child In Need of Services	CS	7	▲	+600.0%	+6
	Civil Violation	CI	7	▲	-	+7
	Paternity	PT	7	▲	+75.0%	+3
	Felony	DF	6	↔	-	-
	Entrustment	ET	5	▲	-	+5
	Motion - Protective Order	MP	4	▲	+100.0%	+2
	Status	ST	3	▼	-66.7%	-6
	Non-Family Abuse Protective Order	AP	2	▼	-66.7%	-4
	Family Abuse - Protective Order	FP	1	▲	-	+1
	Mental Commitment	MC	1	▲	-	+1
	Relief of Custody	CR	1	▲	-	+1
	Emancipation	EP	0	▼	-100.0%	-1
Show Cause	SC	0	▼	-100.0%	-2	
Truancy	TR	0	▼	-100.0%	-1	
Voluntary Continuing Services and Support Agreen	VA	0	▼	-100.0%	-2	
	<b>Total</b>		<b>426</b>	<b>▲</b>	<b>29.1%</b>	<b>+96</b>
<b>GRAND TOTAL</b>			<b>740</b>	<b>▲</b>	<b>24.2%</b>	<b>+144</b>

Dispositions by Major Case Category\*\*

Category	Summary	Change	% Change	Absolute Change
Adult Criminal	129	▲	+19.4%	+21
Child Dependency	103	▲	+102.0%	+52
Child in Need of Services/Supervision	7	▲	+75.0%	+3
Custody and Visitation	248	▲	+14.8%	+32
Delinquency	38	▲	+40.7%	+11
Juvenile Miscellaneous	3	▼	-70.0%	-7
New to Workload Study	7	▲	-	+7

\* Compared to same time period as previous year

\*\* Case Type Categories are defined in the 2017 Virginia Judicial Workload Assessment

The data reported reflect the case management system. The case types reported may not necessitate judicial involvement.

**CPSS - JCMS CASELOAD STATISTICS OF THE JUVENILE & DOMESTIC RELATIONS DISTRICT COURTS**  
 January 2024 thru November 2024 Dispositions (Compared to January 2023 thru November 2023)

**Madison**

District: 16 FIPS: 113

Other	35	▲	-23.9%	-11
Protective Orders	41	▲	-16.3%	-8
Support	117	▲	+64.8%	+46
Traffic	12	▼	-14.3%	-2
<b>GRAND TOTAL</b>	<b>740</b>	▲	24.2%	+144

\* Compared to same time period as previous year

\*\* Case Type Categories are defined in the 2017 Virginia Judicial Workload Assessment

The data reported reflect the case management system. The case types reported may not necessitate judicial involvement.

2024 Overall GRAND TOTAL		Distribution of Caseload			Change*		Percentage (%) of Caseload		
<b>2,093</b> -94 -4.3% 		<b>Adult</b>	1,102	53%	0.6% ▲	+7	<b>Adult</b>	50.1%	52.7%
		<b>Juvenile</b>	991	47%	-9.2% ▼	-101	<b>Juvenile</b>	49.9%	47.3%
		<b>GRAND TOTAL</b>	<b>2,093</b>	100%	-4.3% ▼	-94	<b>GRAND TOTAL</b>	100%	100%

Dispositions by Division & Code

Division	Case Type Description	Code	Summary	Change	% Change	Absolute Change	
<b>Adult</b>	Show Cause	SC	272	▲	+6.3%	+16	
	Civil Support	VS	236	▲	+4.4%	+10	
	Misdemeanor	CM	187	▼	-4.1%	-8	
	Other	OT	138	▼	-25.4%	-47	
	Family Abuse - Protective Order	FP	95	▲	+26.7%	+20	
	Felony	CF	67	▲	+67.5%	+27	
	Capias	CA	63	▼	-16.0%	-12	
	Motion - Protective Order	MP	15	▲	+36.4%	+4	
	Non-Family Abuse Protective Order	AP	10	↔		-	
	Remand Support	RS	9	▼	-25.0%	-3	
	Violation of Protective Order	PV	8	▲	+60.0%	+3	
	Bond Forfeiture	BF	1	▼	-50.0%	-1	
	Restricted License for Non-Support	SL	1	▼	-50.0%	-1	
	Protective Order	PC	0	▼	-100.0%	-1	
	<b>Total</b>		<b>1,102</b>	<b>▲</b>	<b>0.6%</b>	<b>+7</b>	
<b>Juvenile</b>	Custody Visitation	CV	630	▼	-16.0%	-120	
	Misdemeanor	DM	73	▲	+30.4%	+17	
	Felony	DF	40	▲	+60.0%	+15	
	Child In Need of Services	CS	29	▲	+16.0%	+4	
	Traffic	T	25	▲	+4.2%	+1	
	Permanency Planning	PH	24	▼	-44.2%	-19	
	Status	ST	24	▲	+33.3%	+6	
	Foster Care Review	FC	22	▲	+69.2%	+9	
	Terminate Parental Rights	TP	14	▲	+75.0%	+6	
	Voluntary Continuing Services and Support Agree	VA	14	▲	+100.0%	+7	
	Civil Violation	CI	11	▲	+37.5%	+3	
	Remand Visitation	RV	11	▼	-31.3%	-5	
	Truancy	TR	11	▼	-26.7%	-4	
	Remand Custody	RC	10	▼	-37.5%	-6	
	Abuse and Neglect	AN	9	▼	-18.2%	-2	
	Initial Foster Care	IF	9	▲	+50.0%	+3	
	Paternity	PT	9	▼	-25.0%	-3	
	Other	OT	7	▲	+75.0%	+3	
	Temporary Detention Order	TD	6	▼	-53.8%	-7	
	Non-Family Abuse Protective Order	AP	4	▼	-63.6%	-7	
	Emergency Custody Order	EC	2	▲	+100.0%	+1	
	Motion - Protective Order	MP	2	▼	-33.3%	-1	
	Special Immigrant Juvenile Status	SI	2	▲	-	+2	
	Capias	CA	1	▲	-	+1	
	Emancipation	EP	1	▲	-	+1	
	Family Abuse - Protective Order	FP	1	↔		-	
	Qualified Residential Treatment	QR	0	▼	-100.0%	-6	
		<b>Total</b>		<b>991</b>	<b>▼</b>	<b>-9.2%</b>	<b>-101</b>
		<b>GRAND TOTAL</b>		<b>2,093</b>	<b>▼</b>	<b>-4.3%</b>	<b>-94</b>

\* Compared to same time period as previous year

\*\* Case Type Categories are defined in the 2017 Virginia Judicial Workload Assessment

The data reported reflect the case management system. The case types reported may not necessitate judicial involvement.

Dispositions by Major Case Category\*\*

Category	Summary	Change	% Change	Absolute Change
Adult Criminal	503	▼	+3.9%	+19
Child Dependency	92	▲	-2.1%	-2
Child in Need of Services/Supervision	40	▼		0
Custody and Visitation	639	▼	-16.1%	-123
Delinquency	114	▲	+40.7%	+33
Juvenile Miscellaneous	25	▲	+38.9%	+7
New to Workload Study	13	▲	+62.5%	+5
Other	183	▲	-25.9%	-64
Protective Orders	127	▼	+14.4%	+16
Support	332	▼	+4.4%	+14
Traffic	25	▲	+4.2%	+1
<b>GRAND TOTAL</b>	<b>2,093</b>	▼	-4.3%	-94

\* Compared to same time period as previous year

\*\* Case Type Categories are defined in the 2017 Virginia Judicial Workload Assessment

The data reported reflect the case management system. The case types reported may not necessitate judicial involvement.

2024 Overall GRAND TOTAL		Distribution of Caseload			Change*		Percentage (%) of Caseload		
<b>4,263</b> 	+69	<b>Adult</b>	1,996	47%	3.2% ▲	+61	<b>Adult</b>	46.1%	46.8%
	1.6%	<b>Juvenile</b>	2,267	53%	0.4% ▲	+8	<b>Juvenile</b>	53.9%	53.2%
		<b>GRAND TOTAL</b>	<b>4,263</b>	100%	1.6% ▲	+69	<b>GRAND TOTAL</b>	100%	100%

Dispositions by Division & Code

Division	Case Type Description	Code	Summary	Change	% Change	Absolute Change	
<b>Adult</b>	Misdemeanor	CM	492	▲	+8.8%	+40	
	Civil Support	VS	373	▼	-1.8%	-7	
	Show Cause	SC	301	▲	+18.5%	+47	
	Other	OT	270	▼	-12.1%	-37	
	Felony	CF	210	▲	+25.7%	+43	
	Capias	CA	186	▲	-5.1%	-10	
	Family Abuse - Protective Order	FP	135	▼	-15.6%	-25	
	Motion - Protective Order	MP	19	▲	+375.0%	+15	
	Non-Family Abuse Protective Order	AP	7	▼	-22.2%	-2	
	Protective Order	PC	1	▲	-	+1	
	Restricted License for Non-Support	SL	1	▼	-66.7%	-2	
	Violation of Protective Order	PV	1	▲	-	+1	
	Emergency Custody Order	EC	0	▼	-100.0%	-1	
	Violation Family Abuse Protective Order	PS	0	▼	-100.0%	-2	
	<b>Total</b>		<b>1,996</b>	<b>▲</b>	<b>3.2%</b>	<b>+61</b>	
<b>Juvenile</b>	Custody Visitation	CV	760	▼	-6.6%	-54	
	Misdemeanor	DM	311	▲	+18.7%	+49	
	Felony	DF	227	▲	+127.0%	+127	
	Civil Violation	CI	207	▲	+28.6%	+46	
	Status	ST	125	▼	-63.5%	-217	
	Show Cause	SC	89	▼	+6.0%	+5	
	Abuse and Neglect	AN	85	▼	-38.4%	-53	
	Traffic	T	73	▼	-12.0%	-10	
	Truancy	TR	62	▲	+59.0%	+23	
	Special Immigrant Juvenile Status	SI	50	▲	+4,900.0%	+49	
	Child In Need of Services	CS	49	▲	+8.9%	+4	
	Permanency Planning	PH	45	▲	+50.0%	+15	
	Non-Family Abuse Protective Order	AP	39	▲	+105.3%	+20	
	Paternity	PT	39	▲	+34.5%	+10	
	Foster Care Review	FC	29	▼	-12.1%	-4	
	Initial Foster Care	IF	27	▲	+28.6%	+6	
	Terminate Parental Rights	TP	18	▲	+157.1%	+11	
	Capias	CA	10	▼	-50.0%	-10	
	Entrustment	ET	6	▲	+200.0%	+4	
	Voluntary Continuing Services and Support Agree	VA	5	▲	+66.7%	+2	
	Motion - Protective Order	MP	3	▼	-40.0%	-2	
	Temporary Detention Order	TD	2	▼	-86.7%	-13	
	Emancipation	EP	1	▲	-	+1	
	Emergency Custody Order	EC	1	▼	-66.7%	-2	
	Family Abuse - Protective Order	FP	1	▲	-	+1	
	Mental Commitment	MC	1	▲	-	+1	
	Relief of Custody	CR	1	▲	-	+1	
	Remand Custody	RC	1	▲	-	+1	
	Other	OT	0	▼	-100.0%	-2	
	Qualified Residential Treatment	QR	0	▼	-100.0%	-1	
		<b>Total</b>		<b>2,267</b>	<b>▲</b>	<b>0.4%</b>	<b>+8</b>
		<b>GRAND TOTAL</b>		<b>4,263</b>	<b>▲</b>	<b>1.6%</b>	<b>+69</b>

\* Compared to same time period as previous year

\*\* Case Type Categories are defined in the 2017 Virginia Judicial Workload Assessment

The data reported reflect the case management system. The case types reported may not necessitate judicial involvement.

**Dispositions by Major Case Category\*\***

Category	Summary	Change	% Change	Absolute Change
Adult Criminal	1,052	▲	+9.0%	+87
Child Dependency	216	▲	-8.1%	-19
Child in Need of Services/Supervision	122	▲	+19.6%	+20
Custody and Visitation	799	▲	-5.2%	-44
Delinquency	626	▲	+39.7%	+178
Juvenile Miscellaneous	126	▲	-63.2%	-216
New to Workload Study	257	▲	+58.6%	+95
Other	275	▲	-16.2%	-53
Protective Orders	204	▲	+3.6%	+7
Support	513	▼	+4.9%	+24
Traffic	73	▼	-12.0%	-10
<b>GRAND TOTAL</b>	<b>4,263</b>	▲	1.6%	+69

\* Compared to same time period as previous year

\*\* Case Type Categories are defined in the 2017 Virginia Judicial Workload Assessment

The data reported reflect the case management system. The case types reported may not necessitate judicial involvement.



2024 Overall GRAND TOTAL		Distribution of Caseload			Change*		Percentage (%) of Caseload		
<b>123</b> -5.4% 	-7 -5.4% 	Adult	60	49%	0.0%	0	Adult	46.2%	48.8%
		Juvenile	63	51%	-10.0%	-7	Juvenile	53.8%	51.2%
<b>GRAND TOTAL</b>		<b>123</b>	100%	-5.4%	-7	<b>GRAND TOTAL</b>	100%	100%	

Dispositions by Division & Code

Division	Case Type Description	Code	Summary	Change	% Change	Absolute Change
<b>Adult</b>	Other	OT	14	▲	+55.6%	+5
	Misdemeanor	CM	13	↔		-
	Felony	CF	11	▲	+37.5%	+3
	Family Abuse - Protective Order	FP	7	▲	-	+7
	Civil Support	VS	5	▼	-64.3%	-9
	Capias	CA	4	▼	-33.3%	-2
	Show Cause	SC	4	▲	-60.0%	-6
	Motion - Protective Order	MP	2	▲	-	+2
	<b>Total</b>			<b>60</b>		<b>0.0%</b>
<b>Juvenile</b>	Misdemeanor	DM	13	▼	-27.8%	-5
	Traffic	T	11	▼	-15.4%	-2
	Abuse and Neglect	AN	10	▲	+900.0%	+9
	Custody Visitation	CV	9	▼	-35.7%	-5
	Status	ST	9	▼	-18.2%	-2
	Felony	DF	6	▲	+50.0%	+2
	Child In Need of Services	CS	1	↔		-
	Foster Care Review	FC	1	▲	-	+1
	Paternity	PT	1	▲	-	+1
	Special Immigrant Juvenile Status	SI	1	▼	-66.7%	-2
	Truancy	TR	1	↔		-
	Non-Family Abuse Protective Order	AP	0	▼	-100.0%	-3
	Permanency Planning	PH	0	▼	-100.0%	-1
	<b>Total</b>			<b>63</b>	▼	<b>-10.0%</b>
<b>GRAND TOTAL</b>			<b>123</b>	▼	-5.4%	-7

Dispositions by Major Case Category\*\*

Category	Summary	Change	% Change	Absolute Change
Adult Criminal	31	▼	-16.2%	-6
Child Dependency	11	▲	+450.0%	+9
Child in Need of Services/Supervision	2	↔		0
Custody and Visitation	10	▲	-28.6%	-4
Delinquency	19	▲	-13.6%	-3
Juvenile Miscellaneous	9	▼	-18.2%	-2
New to Workload Study	1	▼	-66.7%	-2
Other	14	▲	+55.6%	+5
Protective Orders	9	▲	+200.0%	+6
Support	6	▲	-57.1%	-8
Traffic	11	▼	-15.4%	-2
<b>GRAND TOTAL</b>		<b>123</b>	▼	-5.4%

\* Compared to same time period as previous year

\*\* Case Type Categories are defined in the 2017 Virginia Judicial Workload Assessment

The data reported reflect the case management system. The case types reported may not necessitate judicial involvement.

2024 Overall GRAND TOTAL		Distribution of Caseload			Change*		Percentage (%) of Caseload		
<b>3,910</b>	-298 -7.1%	<b>Adult</b>	2,021	52%	-3.9% ▼	-82	<b>Adult</b>	50.0%	51.7%
2024		<b>Juvenile</b>	1,889	48%	-10.3% ▼	-216	<b>Juvenile</b>	50.0%	48.3%
2023		<b>GRAND TOTAL</b>	<b>3,910</b>	100%	-7.1% ▼	-298	<b>GRAND TOTAL</b>	100%	100%

Dispositions by Division & Code

Division	Case Type Description	Code	Summary	Change	% Change	Absolute Change
<b>Adult</b>	Misdemeanor	CM	526	▼	-7.1%	-40
	Other	OT	472	▼	-17.6%	-101
	Civil Support	VS	389	▲	+7.2%	+26
	Family Abuse - Protective Order	FP	168	▲	+18.3%	+26
	Felony	CF	149	▼	-2.0%	-3
	Show Cause	SC	125	▲	+0.8%	+1
	Capias	CA	121	▲	+13.1%	+14
	Protective Order	PC	23	▼	-34.3%	-12
	Bond Forfeiture	BF	16	▲	-	+16
	Motion - Protective Order	MP	14	▲	+7.7%	+1
	Violation of Protective Order	PV	8	▼	-42.9%	-6
	Non-Family Abuse Protective Order	AP	7	▼	-30.0%	-3
	Remand Support	RS	2	▲	+100.0%	+1
	Restricted License for Non-Support	SL	1	▼	-66.7%	-2
	<b>Total</b>		<b>2,021</b>	▼	<b>-3.9%</b>	<b>-82</b>
<b>Juvenile</b>	Custody Visitation	CV	919	▼	-14.9%	-161
	Misdemeanor	DM	254	▼	-0.4%	-1
	Status	ST	154	▼	-27.0%	-57
	Felony	DF	122	▼	-10.3%	-14
	Permanency Planning	PH	47	▲	+14.6%	+6
	Traffic	T	45	▼	-10.0%	-5
	Motion - Protective Order	MP	44	▲	+109.5%	+23
	Foster Care Review	FC	40	▼	-31.0%	-18
	Paternity	PT	39	▲	+50.0%	+13
	Other	OT	32	▲	+45.5%	+10
	Truancy	TR	25	↔	-	-
	Non-Family Abuse Protective Order	AP	23	▲	+43.8%	+7
	Special Immigrant Juvenile Status	SI	23	▲	+187.5%	+15
	Abuse and Neglect	AN	22	▼	-58.5%	-31
	Initial Foster Care	IF	16	▼	-30.4%	-7
	Temporary Detention Order	TD	15	↔	-	-
	Terminate Parental Rights	TP	15	▲	+50.0%	+5
	Show Cause	SC	11	▲	+83.3%	+5
	Civil Violation	CI	10	▼	-9.1%	-1
	Voluntary Continuing Services and Support Agreem	VA	9	▲	+80.0%	+4
	Emergency Custody Order	EC	7	▼	-56.3%	-9
	Child In Need of Services	CS	4	▲	+100.0%	+2
	Relief of Custody	CR	4	▲	+100.0%	+2
	Entrustment	ET	2	▼	-33.3%	-1
	Family Abuse - Protective Order	FP	2	▲	-	+2
	Mental Commitment	MC	2	▲	-	+2
	Protective Order	PC	2	↔	-	-
	Emancipation	EP	1	↔	-	-
	Capias	CA	0	▼	-100.0%	-1
	Juvenile Support	JS	0	▼	-100.0%	-1
	Qualified Residential Treatment	QR	0	▼	-100.0%	-3
	Remand Custody	RC	0	▼	-100.0%	-1
	Remand Visitation	RV	0	▼	-100.0%	-1
		<b>Total</b>		<b>1,889</b>	▼	<b>-10.3%</b>
	<b>GRAND TOTAL</b>		<b>3,910</b>	▼	<b>-7.1%</b>	<b>-298</b>

\* Compared to same time period as previous year

\*\* Case Type Categories are defined in the 2017 Virginia Judicial Workload Assessment

The data reported reflect the case management system. The case types reported may not necessitate judicial involvement.




**Dispositions by Major Case Category\*\***

Category	Summary	Change	% Change	Absolute Change
Adult Criminal	913	▲	-1.9%	-18
Child Dependency	155	▼	-21.7%	-43
Child in Need of Services/Supervision	29	↔		0
Custody and Visitation	958	▲	-13.4%	-148
Delinquency	389	▲	-2.3%	-9
Juvenile Miscellaneous	155	▼	-26.9%	-57
New to Workload Study	33	▲	+73.7%	+14
Other	530	▲	-15.7%	-99
Protective Orders	258	▲	+27.7%	+56
Support	445	▼	+2.5%	+11
Traffic	45	▼	-10.0%	-5
<b>GRAND TOTAL</b>	<b>3,910</b>	▼	-7.1%	-298

\* Compared to same time period as previous year

\*\* Case Type Categories are defined in the 2017 Virginia Judicial Workload Assessment

The data reported reflect the case management system. The case types reported may not necessitate judicial involvement.

2024 Overall GRAND TOTAL		Distribution of Caseload			Change*		Percentage (%) of Caseload		
<b>23,436</b>	-1,722 -6.8%	<b>Adult</b>	11,083	47%	-11.5% ▼	-1,447	<b>Adult</b>	49.8%	47.3%
2024 		<b>Juvenile</b>	12,353	53%	-2.2% ▼	-275	<b>Juvenile</b>	50.2%	52.7%
2023 		<b>GRAND TOTAL</b>	<b>23,436</b>	100%	-6.8% ▼	-1,722	<b>GRAND TOTAL</b>	100%	100%

Dispositions by Division & Code

Division	Case Type Description	Code	Summary	Change	% Change	Absolute Change	
<b>Adult</b>	Misdemeanor	CM	2,923	▼	-2.8%	-85	
	Civil Support	VS	2,058	▼	-15.4%	-374	
	Other	OT	1,948	▼	-33.5%	-983	
	Show Cause	SC	1,186	▼	-4.2%	-52	
	Felony	CF	1,142	▲	+20.0%	+190	
	Family Abuse - Protective Order	FP	1,040	▲	+4.7%	+47	
	Capias	CA	613	▼	-21.6%	-169	
	Protective Order	PC	57	▲	+35.7%	+15	
	Remand Support	RS	48	▼	-20.0%	-12	
	Non-Family Abuse Protective Order	AP	42	↔		-	
	Violation of Protective Order	PV	14	▼	-36.4%	-8	
	Violation Family Abuse Protective Order	PS	6	▲	+50.0%	+2	
	Motion - Protective Order	MP	3	▼	-25.0%	-1	
	Bond Forfeiture	BF	1	▼	-95.0%	-19	
	Criminal Support	CS	1	▲	-	+1	
Restricted License for Non-Support	SL	1	▲	-	+1		
Total			<b>11,083</b>	▼	<b>-11.5%</b>	<b>-1,447</b>	
<b>Juvenile</b>	Custody Visitation	CV	5,153	▼	-9.5%	-541	
	Status	ST	1,719	▼	-13.6%	-270	
	Misdemeanor	DM	1,455	▲	+6.0%	+82	
	Traffic	T	1,070	▲	+10.0%	+97	
	Felony	DF	791	▲	+26.2%	+164	
	Special Immigrant Juvenile Status	SI	434	▲	+81.6%	+195	
	Paternity	PT	243	▲	+7.5%	+17	
	Temporary Detention Order	TD	241	▲	+13.7%	+29	
	Abuse and Neglect	AN	188	▼	-5.5%	-11	
	Show Cause	SC	162	▲	+0.6%	+1	
	Capias	CA	148	▲	+5.7%	+8	
	Permanency Planning	PH	137	▲	+18.1%	+21	
	Foster Care Review	FC	122	▲	+2.5%	+3	
	Initial Foster Care	IF	82	▲	+3.8%	+3	
	Non-Family Abuse Protective Order	AP	60	▼	-21.1%	-16	
	Remand Custody	RC	58	▲	+9.4%	+5	
	Remand Visitation	RV	58	▲	+9.4%	+5	
	Civil Violation	CI	57	▼	-13.6%	-9	
	Terminate Parental Rights	TP	45	▼	-2.2%	-1	
	Truancy	TR	40	▼	-25.9%	-14	
	Emergency Custody Order	EC	27	▼	-15.6%	-5	
	Voluntary Continuing Services and Support Agreem	VA	24	↔		-	
	Other	OT	11	▲	+57.1%	+4	
	Child In Need of Services	CS	9	▼	-40.0%	-6	
	Family Abuse - Protective Order	FP	6	▼	-66.7%	-12	
	Motion - Protective Order	MP	4	▼	-55.6%	-5	
	Violation Family Abuse Protective Order	PS	3	▲	-	+3	
	Emancipation	EP	2	▼	-71.4%	-5	
	Protective Order	PC	2	▼	-84.6%	-11	
	Entrustment	ET	1	▼	-66.7%	-2	
	Relief of Custody	CR	1	↔		-	
	Child at Risk	RI	0	▼	-100.0%	-1	
	Qualified Residential Treatment	QR	0	▼	-100.0%	-3	
	Total			<b>12,353</b>	▼	<b>-2.2%</b>	<b>-275</b>

\* Compared to same time period as previous year

\*\* Case Type Categories are defined in the 2017 Virginia Judicial Workload Assessment

The data reported reflect the case management system. The case types reported may not necessitate judicial involvement.

	Summary	Change	% Change	Absolute Change
<b>GRAND TOTAL</b>	<b>23,436</b>	▼	-6.8%	-1,722

Dispositions by Major Case Category\*\*

Category	Summary	Change	% Change	Absolute Change
Adult Criminal	5,230	▼	-2.3%	-125
Child Dependency	600	▼	+1.5%	+9
Child in Need of Services/Supervision	57	▼	-26.0%	-20
Custody and Visitation	5,410	▲	-8.8%	-523
Delinquency	2,539	▲	+10.7%	+246
Juvenile Miscellaneous	1,721	▼	-13.8%	-275
New to Workload Study	491	▲	+61.0%	+186
Other	2,391	▼	-28.6%	-957
Protective Orders	1,155	▼	+1.1%	+13
Support	2,772	▲	-11.9%	-373
Traffic	1,070	▲	+10.0%	+97
<b>GRAND TOTAL</b>	<b>23,436</b>	▼	-6.8%	-1,722

\* Compared to same time period as previous year

\*\* Case Type Categories are defined in the 2017 Virginia Judicial Workload Assessment

The data reported reflect the case management system. The case types reported may not necessitate judicial involvement.

2024 Overall GRAND TOTAL		Distribution of Caseload		Change*		Percentage (%) of Caseload			
<b>2,507</b>	+191 8.2%	<b>Adult</b>	1,095	44%	-5.3% ▼	-61	<b>Adult</b>	49.9%	43.7%
2024		<b>Juvenile</b>	1,412	56%	21.7% ▲	+252	<b>Juvenile</b>	50.1%	56.3%
		<b>GRAND TOTAL</b>	<b>2,507</b>	100%	8.2% ▲	+191	<b>GRAND TOTAL</b>	100%	100%

Dispositions by Division & Code

Division	Case Type Description	Code	Summary	Change	% Change	Absolute Change
<b>Adult</b>	Civil Support	VS	249	▼	-9.5%	-26
	Misdemeanor	CM	224	▼	-17.0%	-46
	Show Cause	SC	205	▲	+12.6%	+23
	Other	OT	107	▼	-21.3%	-29
	Family Abuse - Protective Order	FP	94	▼	-4.1%	-4
	Felony	CF	83	▼	-1.2%	-1
	Capias	CA	64	▼	+6.7%	+4
	Motion - Protective Order	MP	30	▼	-6.3%	-2
	Remand Support	RS	25	▲	+177.8%	+16
	Violation of Protective Order	PV	9	▲	+350.0%	+7
	Non-Family Abuse Protective Order	AP	3	▼	-57.1%	-4
	Protective Order	PC	1	▲	-	+1
	Restricted License for Non-Support	SL	1	▲	-	+1
	Criminal Support	CS	0	▼	-100.0%	-1
	<b>Total</b>		<b>1,095</b>	▼	<b>-5.3%</b>	<b>-61</b>
<b>Juvenile</b>	Custody Visitation	CV	802	▲	+14.6%	+102
	Misdemeanor	DM	150	▲	+31.6%	+36
	Traffic	T	120	▲	+7.1%	+8
	Abuse and Neglect	AN	53	▲	+140.9%	+31
	Felony	DF	38	▼	-19.1%	-9
	Remand Custody	RC	34	▲	+161.5%	+21
	Motion - Protective Order	MP	33	▲	+200.0%	+22
	Remand Visitation	RV	30	▲	+130.8%	+17
	Foster Care Review	FC	28	▲	+40.0%	+8
	Terminate Parental Rights	TP	19	▲	+90.0%	+9
	Initial Foster Care	IF	18	▲	+50.0%	+6
	Permanency Planning	PH	15	▼	-21.1%	-4
	Child In Need of Services	CS	10	▲	+11.1%	+1
	Other	OT	8	▲	+300.0%	+6
	Truancy	TR	8	↔	-	-
	Non-Family Abuse Protective Order	AP	6	↔	-	-
	Status	ST	6	▼	-50.0%	-6
	Voluntary Continuing Services and Support Agreem	VA	6	▲	+500.0%	+5
	Entrustment	ET	5	▲	+66.7%	+2
	Paternity	PT	5	▲	+25.0%	+1
	Child at Risk	RI	4	▲	-	+4
	Relief of Custody	CR	4	▲	+300.0%	+3
	Family Abuse - Protective Order	FP	3	▲	-	+3
	Temporary Detention Order	TD	3	▼	-50.0%	-3
	Civil Violation	CI	2	▼	-71.4%	-5
	Emergency Custody Order	EC	1	▼	-50.0%	-1
	Violation of Protective Order	PV	1	▲	-	+1
	Capias	CA	0	▼	-100.0%	-1
	Emancipation	EP	0	▼	-100.0%	-1
	Juvenile Support	JS	0	▼	-100.0%	-1
	Mental Commitment	MC	0	▼	-100.0%	-1
	Qualified Residential Treatment	QR	0	▼	-100.0%	-1
	Show Cause	SC	0	▼	-100.0%	-1
		<b>Total</b>		<b>1,412</b>	▲	<b>21.7%</b>
	<b>GRAND TOTAL</b>		<b>2,507</b>	▲	<b>8.2%</b>	<b>+191</b>

\* Compared to same time period as previous year

\*\* Case Type Categories are defined in the 2017 Virginia Judicial Workload Assessment

The data reported reflect the case management system. The case types reported may not necessitate judicial involvement.

Dispositions by Major Case Category\*\*

Category	Summary	Change	% Change	Absolute Change
Adult Criminal	508	▲	-4.2%	-22
Child Dependency	152	▲	+70.8%	+63
Child in Need of Services/Supervision	18	▲	+5.9%	+1
Custody and Visitation	807	▲	+14.6%	+103
Delinquency	189	▲	+16.0%	+26
Juvenile Miscellaneous	6	▼	-53.8%	-7
New to Workload Study	2	▼	-71.4%	-5
Other	208	▲	+14.3%	+26
Protective Orders	169	▲	+9.7%	+15
Support	328	▲	-4.9%	-17
Traffic	120	▲	+7.1%	+8
<b>GRAND TOTAL</b>	<b>2,507</b>	▲	8.2%	+191

\* Compared to same time period as previous year

\*\* Case Type Categories are defined in the 2017 Virginia Judicial Workload Assessment

The data reported reflect the case management system. The case types reported may not necessitate judicial involvement.

2024 Overall GRAND TOTAL		Distribution of Caseload		Change*		Percentage (%) of Caseload			
<b>6,640</b> 	+253 4.0%	<b>Adult</b>	3,079	46%	-5.8% ▼	-189	<b>Adult</b>	51.2%	46.4%
		<b>Juvenile</b>	3,561	54%	14.2% ▲	+442	<b>Juvenile</b>	48.8%	53.6%
		<b>GRAND TOTAL</b>	<b>6,640</b>	100%	4.0% ▲	+253	<b>GRAND TOTAL</b>	100%	100%

Dispositions by Division & Code

Division	Case Type Description	Code	Summary	Change	% Change	Absolute Change	
<b>Adult</b>	Misdemeanor	CM	729	▼	-8.0%	-63	
	Civil Support	VS	520	▼	-9.1%	-52	
	Show Cause	SC	487	▲	+2.3%	+11	
	Other	OT	456	▼	-13.3%	-70	
	Felony	CF	300	▲	+7.9%	+22	
	Family Abuse - Protective Order	FP	277	▼	-15.0%	-49	
	Capias	CA	178	▼	+5.3%	+9	
	Motion - Protective Order	MP	56	▲	+9.8%	+5	
	Violation of Protective Order	PV	44	▲	+175.0%	+28	
	Remand Support	RS	22	▼	-56.0%	-28	
	Non-Family Abuse Protective Order	AP	8	▼	-27.3%	-3	
	Restricted License for Non-Support	SL	2	▲	+100.0%	+1	
	<b>Total</b>		<b>3,079</b>	▼	<b>-5.8%</b>	<b>-189</b>	
<b>Juvenile</b>	Custody Visitation	CV	1,607	▲	+8.4%	+125	
	Misdemeanor	DM	653	▲	+43.5%	+198	
	Traffic	T	639	↔		-	
	Felony	DF	214	▲	+63.4%	+83	
	Mental Commitment	MC	42	▲	+35.5%	+11	
	Temporary Detention Order	TD	41	▼	-4.7%	-2	
	Foster Care Review	FC	39	▲	+62.5%	+15	
	Status	ST	32	▲	+28.0%	+7	
	Abuse and Neglect	AN	29	▲	+45.0%	+9	
	Permanency Planning	PH	29	▼	-14.7%	-5	
	Terminate Parental Rights	TP	29	▲	+123.1%	+16	
	Initial Foster Care	IF	26	▲	+160.0%	+16	
	Remand Custody	RC	25	▼	-39.0%	-16	
	Remand Visitation	RV	24	▼	-41.5%	-17	
	Paternity	PT	21	▼	-16.0%	-4	
	Show Cause	SC	20	▲	+11.1%	+2	
	Truancy	TR	19	▲	+533.3%	+16	
	Motion - Protective Order	MP	17	▲	+325.0%	+13	
	Emergency Custody Order	EC	16	▲	+6.7%	+1	
	Non-Family Abuse Protective Order	AP	12	▼	-53.8%	-14	
	Child In Need of Services	CS	11	▲	+57.1%	+4	
	Capias	CA	8	▼	-20.0%	-2	
	Civil Violation	CI	2	▼	-71.4%	-5	
	Relief of Custody	CR	2	▲	+100.0%	+1	
	Voluntary Continuing Services and Support Agreem	VA	2	↔		-	
	Family Abuse - Protective Order	FP	1	↔		-	
	Other	OT	1	▼	-66.7%	-2	
	Entrustment	ET	0	▼	-100.0%	-4	
	Qualified Residential Treatment	QR	0	▼	-100.0%	-4	
		<b>Total</b>		<b>3,561</b>	▲	<b>14.2%</b>	<b>+442</b>
		<b>GRAND TOTAL</b>		<b>6,640</b>	▲	<b>4.0%</b>	<b>+253</b>

\* Compared to same time period as previous year

\*\* Case Type Categories are defined in the 2017 Virginia Judicial Workload Assessment

The data reported reflect the case management system. The case types reported may not necessitate judicial involvement.



Dispositions by Major Case Category\*\*

Category	Summary	Change	% Change	Absolute Change
Adult Criminal	1,557	▲	-1.3%	-20
Child Dependency	156	▲	+39.3%	+44
Child in Need of Services/Supervision	30	▲	+200.0%	+20
Custody and Visitation	1,628	▼	+8.0%	+121
Delinquency	895	▲	+45.8%	+281
Juvenile Miscellaneous	32	▲	+28.0%	+7
New to Workload Study	2	▼	-71.4%	-5
Other	627	▼	-16.4%	-123
Protective Orders	371	▲	-11.5%	-48
Support	703	▲	-3.3%	-24
Traffic	639	↔		0
<b>GRAND TOTAL</b>	<b>6,640</b>	▲	4.0%	+253

\* Compared to same time period as previous year

\*\* Case Type Categories are defined in the 2017 Virginia Judicial Workload Assessment

The data reported reflect the case management system. The case types reported may not necessitate judicial involvement.

2024 Overall GRAND TOTAL		Distribution of Caseload		Change*		Percentage (%) of Caseload		
<b>279</b>	-14 -4.8%	<b>Adult</b>	102 37%	-25.5% ▼	-35	<b>Adult</b>	46.8%	36.6%
2024		<b>Juvenile</b>	177 63%	13.5% ▲	+21	<b>Juvenile</b>	53.2%	63.4%
2023		<b>GRAND TOTAL</b>	<b>279</b> 100%	-4.8% ▼	-14	<b>GRAND TOTAL</b>	100%	100%

**Dispositions by Division & Code**

Division	Case Type Description	Code	Summary	Change	% Change	Absolute Change
<b>Adult</b>	Civil Support	VS	28	▲	+75.0%	+12
	Felony	CF	17	▼	-15.0%	-3
	Misdemeanor	CM	17	▼	-55.3%	-21
	Show Cause	SC	14	▲	-26.3%	-5
	Other	OT	13	▼	-50.0%	-13
	Family Abuse - Protective Order	FP	5	▼	-37.5%	-3
	Remand Support	RS	3	▲	+50.0%	+1
	Capias	CA	2	▼	-50.0%	-2
	Motion - Protective Order	MP	2	▲	-	+2
	Non-Family Abuse Protective Order	AP	1	▼	-50.0%	-1
	Protective Order	PC	0	▼	-100.0%	-1
	Violation of Protective Order	PV	0	▼	-100.0%	-1
		<b>Total</b>		<b>102</b>	▼	<b>-25.5%</b>
<b>Juvenile</b>	Custody Visitation	CV	82	▼	-24.8%	-27
	Traffic	T	39	▲	+160.0%	+24
	Misdemeanor	DM	34	▲	+100.0%	+17
	Remand Custody	RC	6	▲	+200.0%	+4
	Remand Visitation	RV	6	▲	+200.0%	+4
	Felony	DF	3	▼	-25.0%	-1
	Child In Need of Services	CS	2	▲	+100.0%	+1
	Status	ST	2	▲	-	-
	Civil Violation	CI	1	▲	-	+1
	Foster Care Review	FC	1	↔	-	-
	Initial Foster Care	IF	1	▲	-	+1
	Show Cause	SC	0	▼	-100.0%	-1
	Special Immigrant Juvenile Status	SI	0	▼	-100.0%	-2
		<b>Total</b>		<b>177</b>	▲	<b>13.5%</b>
<b>GRAND TOTAL</b>			<b>279</b>	▼	<b>-4.8%</b>	<b>-14</b>

**Dispositions by Major Case Category\*\***

Category	Summary	Change	% Change	Absolute Change		
Adult Criminal	44	▼	-46.3%	-38		
Child Dependency	2	▲	+100.0%	+1		
Child in Need of Services/Supervision	2	▲	+100.0%	+1		
Custody and Visitation	82	▼	-24.8%	-27		
Delinquency	37	▼	+68.2%	+15		
Juvenile Miscellaneous	2	▲	-	0		
New to Workload Study	1	▲	-50.0%	-1		
Other	28	▲	-12.5%	-4		
Protective Orders	8	▲	-20.0%	-2		
Support	34	▲	+100.0%	+17		
Traffic	39	▲	+160.0%	+24		
<b>GRAND TOTAL</b>			<b>279</b>	▼	<b>-4.8%</b>	<b>-14</b>

\* Compared to same time period as previous year  
 \*\* Case Type Categories are defined in the 2017 Virginia Judicial Workload Assessment  
 The data reported reflect the case management system. The case types reported may not necessitate judicial involvement.

2024 Overall GRAND TOTAL		Distribution of Caseload		Change*		Percentage (%) of Caseload		
<b>3,607</b>	-122 -3.3%	<b>Adult</b>	1,705 47%	-10.5% ▼	-201	<b>Adult</b>	2023 51.1%	2024 47.3%
2024		<b>Juvenile</b>	1,902 53%	4.3% ▲	+79	<b>Juvenile</b>	48.9%	52.7%
2023		<b>GRAND TOTAL</b>	<b>3,607</b> 100%	-3.3% ▼	-122	<b>GRAND TOTAL</b>	100%	100%

Dispositions by Division & Code

Division	Case Type Description	Code	Summary	Change	% Change	Absolute Change	
<b>Adult</b>	Civil Support	VS	386	▼	-22.3%	-111	
	Misdemeanor	CM	336	▲	+2.8%	+9	
	Show Cause	SC	319	▼	-12.4%	-45	
	Other	OT	218	▼	-19.6%	-53	
	Capias	CA	136	▼	-1.4%	-2	
	Family Abuse - Protective Order	FP	125	▼	-15.0%	-22	
	Felony	CF	120	▲	+4.3%	+5	
	Motion - Protective Order	MP	26	▲	+4.0%	+1	
	Violation of Protective Order	PV	11	▲	+57.1%	+4	
	Protective Order	PC	8	▼	-20.0%	-2	
	Restricted License for Non-Support	SL	7	▲	-	+7	
	Remand Support	RS	6	▲	+200.0%	+4	
	Non-Family Abuse Protective Order	AP	5	▲	+66.7%	+2	
	Bond Forfeiture	BF	2	▲	-	+2	
	<b>Total</b>		<b>1,705</b>	▼	<b>-10.5%</b>	<b>-201</b>	
<b>Juvenile</b>	Custody Visitation	CV	1,240	▼	-4.2%	-54	
	Misdemeanor	DM	106	▲	+34.2%	+27	
	Abuse and Neglect	AN	74	▲	+19.4%	+12	
	Status	ST	64	▲	+60.0%	+24	
	Foster Care Review	FC	62	▲	+29.2%	+14	
	Permanency Planning	PH	62	▲	+29.2%	+14	
	Paternity	PT	60	▼	-10.4%	-7	
	Traffic	T	59	▲	+55.3%	+21	
	Felony	DF	37	▲	+32.1%	+9	
	Initial Foster Care	IF	30	▼	-14.3%	-5	
	Temporary Detention Order	TD	29	▲	+123.1%	+16	
	Terminate Parental Rights	TP	17	▲	+30.8%	+4	
	Remand Custody	RC	11	▲	+175.0%	+7	
	Remand Visitation	RV	11	▲	+175.0%	+7	
	Special Immigrant Juvenile Status	SI	8	▲	+166.7%	+5	
	Emergency Custody Order	EC	7	▲	+133.3%	+4	
	Relief of Custody	CR	7	▼	-46.2%	-6	
	Capias	CA	3	▲	-	+3	
	Non-Family Abuse Protective Order	AP	3	▲	+200.0%	+2	
	Truancy	TR	3	▼	-70.0%	-7	
	Child In Need of Services	CS	2	▼	-66.7%	-4	
	Juvenile Support	JS	2	▲	-	+2	
	Emancipation	EP	1	▲	-	+1	
	Mental Commitment	MC	1	↔	-	-	
	Motion - Protective Order	MP	1	▼	-85.7%	-6	
	Other	OT	1	▼	-50.0%	-1	
	Show Cause	SC	1	▲	-	+1	
	Child at Risk	RI	0	▼	-100.0%	-1	
	Qualified Residential Treatment	QR	0	▼	-100.0%	-1	
	Voluntary Continuing Services and Support Agreem	VA	0	▼	-100.0%	-2	
		<b>Total</b>		<b>1,902</b>	▲	<b>4.3%</b>	<b>+79</b>
	<b>GRAND TOTAL</b>			<b>3,607</b>	▼	<b>-3.3%</b>	<b>-122</b>

\* Compared to same time period as previous year

\*\* Case Type Categories are defined in the 2017 Virginia Judicial Workload Assessment

The data reported reflect the case management system. The case types reported may not necessitate judicial involvement.

Dispositions by Major Case Category\*\*

Category	Summary	Change	% Change	Absolute Change
Adult Criminal	787	▲	+3.4%	+26
Child Dependency	252	▼	+13.0%	+29
Child in Need of Services/Supervision	5	▼	-68.8%	-11
Custody and Visitation	1,300	▼	-4.5%	-61
Delinquency	147	▲	+37.4%	+40
Juvenile Miscellaneous	65	▲	+62.5%	+25
New to Workload Study	8	▲	+166.7%	+5
Other	284	▲	-5.3%	-16
Protective Orders	160	▲	-12.6%	-23
Support	540	▲	-22.5%	-157
Traffic	59	▲	+55.3%	+21
<b>GRAND TOTAL</b>	<b>3,607</b>	▼	-3.3%	-122

\* Compared to same time period as previous year

\*\* Case Type Categories are defined in the 2017 Virginia Judicial Workload Assessment

The data reported reflect the case management system. The case types reported may not necessitate judicial involvement.

2024 Overall GRAND TOTAL		Distribution of Caseload		Change*		Percentage (%) of Caseload			
<b>1,097</b>	-161 -12.8%	<b>Adult</b>	546	50%	-29.4% ▼	-227	<b>Adult</b>	61.4%	49.8%
2024		<b>Juvenile</b>	551	50%	13.6% ▲	+66	<b>Juvenile</b>	38.6%	50.2%
2023		<b>GRAND TOTAL</b>	<b>1,097</b>	100%	-12.8% ▼	-161	<b>GRAND TOTAL</b>	100%	100%

Dispositions by Division & Code

Division	Case Type Description	Code	Summary	Change	% Change	Absolute Change	
<b>Adult</b>	Civil Support	VS	128	▼	-35.7%	-71	
	Show Cause	SC	128	▼	-33.3%	-64	
	Misdemeanor	CM	111	▼	-8.3%	-10	
	Other	OT	94	▲	+5.6%	+5	
	Family Abuse - Protective Order	FP	28	▼	-22.2%	-8	
	Capias	CA	25	▼	-53.7%	-29	
	Felony	CF	18	▼	-73.9%	-51	
	Motion - Protective Order	MP	5	▲	+25.0%	+1	
	Violation of Protective Order	PV	5	▲	+25.0%	+1	
	Restricted License for Non-Support	SL	3	▲	+50.0%	+1	
	Protective Order	PC	1	▲	-	+1	
	Non-Family Abuse Protective Order	AP	0	▼	-100.0%	-2	
	Remand Support	RS	0	▼	-100.0%	-1	
	<b>Total</b>		<b>546</b>	▼	<b>-29.4%</b>	<b>-227</b>	
<b>Juvenile</b>	Custody Visitation	CV	327	▲	+4.1%	+13	
	Misdemeanor	DM	54	▲	+100.0%	+27	
	Felony	DF	32	▲	+166.7%	+20	
	Traffic	T	30	↔	-	-	
	Child at Risk	RI	13	▲	+8.3%	+1	
	Paternity	PT	12	▲	+50.0%	+4	
	Truancy	TR	12	▲	+71.4%	+5	
	Permanency Planning	PH	11	▼	-8.3%	-1	
	Remand Visitation	RV	9	▼	-10.0%	-1	
	Temporary Detention Order	TD	9	↔	-	-	
	Abuse and Neglect	AN	7	▼	-22.2%	-2	
	Remand Custody	RC	7	▼	-36.4%	-4	
	Emergency Custody Order	EC	6	▲	+20.0%	+1	
	Foster Care Review	FC	3	▼	-40.0%	-2	
	Initial Foster Care	IF	3	▲	+50.0%	+1	
	Motion - Protective Order	MP	3	▲	-	+3	
	Relief of Custody	CR	3	▼	-25.0%	-1	
	Capias	CA	2	↔	-	-	
	Child In Need of Services	CS	2	▲	+100.0%	+1	
	Civil Violation	CI	2	▼	-33.3%	-1	
	Special Immigrant Juvenile Status	SI	1	▲	-	+1	
	Status	ST	1	▲	-	+1	
	Terminate Parental Rights	TP	1	▲	-	+1	
	Voluntary Continuing Services and Support Agreem	VA	1	↔	-	-	
	Qualified Residential Treatment	QR	0	▼	-100.0%	-1	
		<b>Total</b>		<b>551</b>	▲	<b>13.6%</b>	<b>+66</b>
		<b>GRAND TOTAL</b>		<b>1,097</b>	▼	<b>-12.8%</b>	<b>-161</b>

Dispositions by Major Case Category\*\*

Category	Summary	Change	% Change	Absolute Change
Adult Criminal	220	▲	-36.2%	-125
Child Dependency	42	▲	-8.7%	-4
Child in Need of Services/Supervision	14	▲	+75.0%	+6

\* Compared to same time period as previous year  
 \*\* Case Type Categories are defined in the 2017 Virginia Judicial Workload Assessment  
 The data reported reflect the case management system. The case types reported may not necessitate judicial involvement.

**CPSS - JCMS CASELOAD STATISTICS OF THE JUVENILE & DOMESTIC RELATIONS DISTRICT COURTS**  
 January 2024 thru November 2024 Dispositions (Compared to January 2023 thru November 2023)

**Martinsville**

District: 21 FIPS: 690

Custody and Visitation	339	▲	+5.3%	+17
Delinquency	88	▲	+114.6%	+47
Juvenile Miscellaneous	1	▲	-	+1
New to Workload Study	3	▲		0
Other	125	▼		0
Protective Orders	36	▲	-14.3%	-6
Support	199	▼	-32.8%	-97
Traffic	30	↔		0
<b>GRAND TOTAL</b>	<b>1,097</b>	▼	-12.8%	-161

\* Compared to same time period as previous year

\*\* Case Type Categories are defined in the 2017 Virginia Judicial Workload Assessment

The data reported reflect the case management system. The case types reported may not necessitate judicial involvement.

2024 Overall GRAND TOTAL		Distribution of Caseload			Change*		Percentage (%) of Caseload		
<b>1,230</b>	+165 15.5%	<b>Adult</b>	505	41%	9.8% ▲	+45	<b>Adult</b>	43.2%	41.1%
2024		<b>Juvenile</b>	725	59%	19.8% ▲	+120	<b>Juvenile</b>	56.8%	58.9%
2023		<b>GRAND TOTAL</b>	<b>1,230</b>	100%	15.5% ▲	+165	<b>GRAND TOTAL</b>	100%	100%

Dispositions by Division & Code

Division	Case Type Description	Code	Summary	Change	% Change	Absolute Change
<b>Adult</b>	Civil Support	VS	112	▲	+2.8%	+3
	Misdemeanor	CM	104	▲	+9.5%	+9
	Show Cause	SC	93	▲	+27.4%	+20
	Felony	CF	59	▲	+18.0%	+9
	Other	OT	59	▲	+63.9%	+23
	Family Abuse - Protective Order	FP	41	▼	-21.2%	-11
	Capias	CA	14	▼	-39.1%	-9
	Motion - Protective Order	MP	14	▲	+7.7%	+1
	Remand Support	RS	7	▲	+75.0%	+3
	Non-Family Abuse Protective Order	AP	2	▼	-33.3%	-1
	Restricted License for Non-Support	SL	0	▼	-100.0%	-2
	<b>Total</b>		<b>505</b>	▲	<b>9.8%</b>	<b>+45</b>
<b>Juvenile</b>	Custody Visitation	CV	400	▲	+13.3%	+47
	Abuse and Neglect	AN	88	▲	+25.7%	+18
	Permanency Planning	PH	59	▲	+68.6%	+24
	Foster Care Review	FC	30	▲	+42.9%	+9
	Terminate Parental Rights	TP	25	▲	+525.0%	+21
	Initial Foster Care	IF	22	▲	+4.8%	+1
	Misdemeanor	DM	18	▲	+12.5%	+2
	Remand Custody	RC	17	▲	+54.5%	+6
	Remand Visitation	RV	16	▲	+77.8%	+7
	Traffic	T	14	▼	-6.7%	-1
	Paternity	PT	13	▼	-27.8%	-5
	Felony	DF	4	▼	-78.9%	-15
	Motion - Protective Order	MP	3	▲	+50.0%	+1
	Non-Family Abuse Protective Order	AP	3	▲	+50.0%	+1
	Child In Need of Services	CS	2	▲	+100.0%	+1
	Status	ST	2	▲	-	+2
	Temporary Detention Order	TD	2	↔	-	-
	Voluntary Continuing Services and Support Agreem	VA	2	▲	-	+2
	Capias	CA	1	▲	-	+1
	Emergency Custody Order	EC	1	▼	-50.0%	-1
	Family Abuse - Protective Order	FP	1	▲	-	+1
	Relief of Custody	CR	1	↔	-	-
	Show Cause	SC	1	▲	-	+1
	Child at Risk	RI	0	▼	-100.0%	-1
	Truancy	TR	0	▼	-100.0%	-2
		<b>Total</b>		<b>725</b>	▲	<b>19.8%</b>
	<b>GRAND TOTAL</b>		<b>1,230</b>	▲	<b>15.5%</b>	<b>+165</b>

Dispositions by Major Case Category\*\*

Category	Summary	Change	% Change	Absolute Change
Adult Criminal	242	▲	+15.2%	+32
Child Dependency	227	▲	+48.4%	+74
Child in Need of Services/Supervision	2	↔	-33.3%	-1
Custody and Visitation	413	▼	+11.3%	+42
Delinquency	24	▲	-31.4%	-11

\* Compared to same time period as previous year  
 \*\* Case Type Categories are defined in the 2017 Virginia Judicial Workload Assessment  
 The data reported reflect the case management system. The case types reported may not necessitate judicial involvement.

**CPSS - JCMS CASELOAD STATISTICS OF THE JUVENILE & DOMESTIC RELATIONS DISTRICT COURTS**  
 January 2024 thru November 2024 Dispositions (Compared to January 2023 thru November 2023)

Juvenile Miscellaneous	2	▲	-	+2
Other	102	▲	+59.4%	+38
Protective Orders	64	▲	-11.1%	-8
Support	140	▼	-1.4%	-2
Traffic	14	▼	-6.7%	-1
<b>GRAND TOTAL</b>	<b>1,230</b>	▲	15.5%	+165

\* Compared to same time period as previous year

\*\* Case Type Categories are defined in the 2017 Virginia Judicial Workload Assessment

The data reported reflect the case management system. The case types reported may not necessitate judicial involvement.



2024 Overall GRAND TOTAL		Distribution of Caseload			Change*		Percentage (%) of Caseload		
<b>3,745</b>	-113 -2.9%	<b>Adult</b>	2,545	68%	-7.1% ▼	-195	<b>Adult</b>	71.0%	68.0%
2024		<b>Juvenile</b>	1,200	32%	7.3% ▲	+82	<b>Juvenile</b>	29.0%	32.0%
2023		<b>GRAND TOTAL</b>	<b>3,745</b>	100%	-2.9% ▼	-113	<b>GRAND TOTAL</b>	100%	100%

Dispositions by Division & Code

Division	Case Type Description	Code	Summary	Change	% Change	Absolute Change	
<b>Adult</b>	Misdemeanor	CM	630	▼	-9.7%	-68	
	Other	OT	526	▲	+1.2%	+6	
	Capias	CA	419	▲	+1.5%	+6	
	Show Cause	SC	378	▼	-19.1%	-89	
	Civil Support	VS	340	▼	-7.6%	-28	
	Family Abuse - Protective Order	FP	122	▲	+2.5%	+3	
	Felony	CF	112	▼	-15.2%	-20	
	Non-Family Abuse Protective Order	AP	9	▼	-30.8%	-4	
	Motion - Protective Order	MP	5	↔	-	-	
	Violation of Protective Order	PV	3	↔	-	-	
	Remand Support	RS	1	▲	-	+1	
	Restricted License for Non-Support	SL	0	▼	-100.0%	-2	
	Total			<b>2,545</b>	▼	-7.1%	-195
	<b>Juvenile</b>	Custody Visitation	CV	505	▼	-1.6%	-8
Misdemeanor		DM	209	▲	+0.5%	+1	
Felony		DF	115	▲	+19.8%	+19	
Truancy		TR	112	▲	+72.3%	+47	
Status		ST	67	▼	+8.1%	+5	
Permanency Planning		PH	30	▼	-3.2%	-1	
Foster Care Review		FC	23	▲	+9.5%	+2	
Abuse and Neglect		AN	21	▲	+950.0%	+19	
Traffic		T	21	▼	-12.5%	-3	
Paternity		PT	17	▼	-5.6%	-1	
Child In Need of Services		CS	14	▲	+7.7%	+1	
Initial Foster Care		IF	14	▲	+27.3%	+3	
Non-Family Abuse Protective Order		AP	13	▲	+116.7%	+7	
Other		OT	7	▲	-	+7	
Mental Commitment		MC	6	▼	-40.0%	-4	
Terminate Parental Rights		TP	6	▼	-53.8%	-7	
Voluntary Continuing Services and Support Agree		VA	5	↔	-	-	
Temporary Detention Order		TD	4	▼	-42.9%	-3	
Civil Violation		CI	3	↔	-	-	
Entrustment		ET	3	▲	+200.0%	+2	
Emergency Custody Order		EC	2	▼	-60.0%	-3	
Emancipation		EP	1	▲	-	+1	
Family Abuse - Protective Order		FP	1	▼	-50.0%	-1	
Special Immigrant Juvenile Status		SI	1	↔	-	-	
Relief of Custody		CR	0	▼	-100.0%	-1	
Total			<b>1,200</b>	▲	7.3%	+82	
<b>GRAND TOTAL</b>			<b>3,745</b>	▼	-2.9%	-113	

Dispositions by Major Case Category\*\*

Category	Summary	Change	% Change	Absolute Change
Adult Criminal	1,433	▼	-9.9%	-158
Child Dependency	102	▲	+20.0%	+17
Child in Need of Services/Supervision	126	▲	+61.5%	+48
Custody and Visitation	522	▼	-1.7%	-9

\* Compared to same time period as previous year  
 \*\* Case Type Categories are defined in the 2017 Virginia Judicial Workload Assessment  
 The data reported reflect the case management system. The case types reported may not necessitate judicial involvement.

**CPSS - JCMS CASELOAD STATISTICS OF THE JUVENILE & DOMESTIC RELATIONS DISTRICT COURTS**  
 January 2024 thru November 2024 Dispositions (Compared to January 2023 thru November 2023)

**Danville**

District: 22 FIPS: 590

Delinquency	324	▲	+6.6%	+20
Juvenile Miscellaneous	68	▲	+9.7%	+6
New to Workload Study	4	↔		0
Other	546	▲	+0.7%	+4
Protective Orders	150	▲	+3.4%	+5
Support	449	▼	-8.7%	-43
Traffic	21	▼	-12.5%	-3
<b>GRAND TOTAL</b>	<b>3,745</b>	▼	-2.9%	-113

\* Compared to same time period as previous year

\*\* Case Type Categories are defined in the 2017 Virginia Judicial Workload Assessment

The data reported reflect the case management system. The case types reported may not necessitate judicial involvement.

2024 Overall GRAND TOTAL		Distribution of Caseload			Change*		Percentage (%) of Caseload		
<b>3,478</b>	-150 -4.1%	<b>Adult</b>	1,423	41%	0.9% ▲	+13	<b>Adult</b>	38.9%	40.9%
2024		<b>Juvenile</b>	2,055	59%	-7.3% ▼	-163	<b>Juvenile</b>	61.1%	59.1%
2023		<b>GRAND TOTAL</b>	<b>3,478</b>	100%	-4.1% ▼	-150	<b>GRAND TOTAL</b>	100%	100%

Dispositions by Division & Code

Division	Case Type Description	Code	Summary	Change	% Change	Absolute Change
<b>Adult</b>	Civil Support	VS	365	▲	+12.3%	+40
	Misdemeanor	CM	321	▲	+11.1%	+32
	Other	OT	240	▼	-3.6%	-9
	Show Cause	SC	208	▲	+1.0%	+2
	Family Abuse - Protective Order	FP	116	▲	+33.3%	+29
	Capias	CA	64	▼	-13.5%	-10
	Felony	CF	38	▼	-32.1%	-18
	Non-Family Abuse Protective Order	AP	31	▼	-57.5%	-42
	Motion - Protective Order	MP	18	▼	-28.0%	-7
	Violation of Protective Order	PV	14	▲	+180.0%	+9
	Remand Support	RS	6	▼	-70.0%	-14
	Restricted License for Non-Support	SL	2	▲	-	+2
	Bond Forfeiture	BF	0	▼	-100.0%	-1
	<b>Total</b>		<b>1,423</b>	▲	<b>0.9%</b>	<b>+13</b>
<b>Juvenile</b>	Custody Visitation	CV	1,103	▼	-5.6%	-65
	Misdemeanor	DM	295	▲	+15.7%	+40
	Abuse and Neglect	AN	144	▲	+9.1%	+12
	Status	ST	62	▲	-18.4%	-14
	Traffic	T	58	▲	+5.5%	+3
	Permanency Planning	PH	52	▲	+26.8%	+11
	Motion - Protective Order	MP	49	▲	+4.3%	+2
	Child In Need of Services	CS	44	▼	-12.0%	-6
	Foster Care Review	FC	40	▼	-31.0%	-18
	Felony	DF	39	▼	-27.8%	-15
	Remand Visitation	RV	36	▼	-47.1%	-32
	Remand Custody	RC	34	▼	-57.0%	-45
	Truancy	TR	24	▼	-17.2%	-5
	Initial Foster Care	IF	22	▼	-31.3%	-10
	Paternity	PT	11	▼	-57.7%	-15
	Relief of Custody	CR	11	▲	+450.0%	+9
	Terminate Parental Rights	TP	11	▼	-21.4%	-3
	Entrustment	ET	7	▲	+16.7%	+1
	Non-Family Abuse Protective Order	AP	5	▼	-28.6%	-2
	Civil Violation	CI	4	▲	+33.3%	+1
	Voluntary Continuing Services and Support Agreem	VA	2	▼	-60.0%	-3
	Capias	CA	1	▼	-50.0%	-1
	Special Immigrant Juvenile Status	SI	1	▲	-	+1
	Emergency Custody Order	EC	0	▼	-100.0%	-2
	Mental Commitment	MC	0	▼	-100.0%	-1
	Qualified Residential Treatment	QR	0	▼	-100.0%	-5
	Temporary Detention Order	TD	0	▼	-100.0%	-1
		<b>Total</b>		<b>2,055</b>	▼	<b>-7.3%</b>
<b>GRAND TOTAL</b>			<b>3,478</b>	▼	<b>-4.1%</b>	<b>-150</b>

\* Compared to same time period as previous year  
 \*\* Case Type Categories are defined in the 2017 Virginia Judicial Workload Assessment  
 The data reported reflect the case management system. The case types reported may not necessitate judicial involvement.

**Dispositions by Major Case Category\*\***

Category	Summary	Change	% Change	Absolute Change
Adult Criminal	521	▲	-3.2%	-17
Child Dependency	289	▲	-2.0%	-6
Child in Need of Services/Supervision	68	▼	-13.9%	-11
Custody and Visitation	1,114	▼	-6.7%	-80
Delinquency	335	▼	+7.7%	+24
Juvenile Miscellaneous	62	▲	-18.4%	-14
New to Workload Study	5	▲	+66.7%	+2
Other	316	▼	-24.8%	-104
Protective Orders	219	▼	-8.4%	-20
Support	491	▲	+17.5%	+73
Traffic	58	▲	+5.5%	+3
<b>GRAND TOTAL</b>	<b>3,478</b>	▼	-4.1%	-150

\* Compared to same time period as previous year

\*\* Case Type Categories are defined in the 2017 Virginia Judicial Workload Assessment

The data reported reflect the case management system. The case types reported may not necessitate judicial involvement.

2024 Overall GRAND TOTAL		Distribution of Caseload			Change*		Percentage (%) of Caseload		
<b>3,307</b> +16 0.5% 	2024 2023	<b>Adult</b>	1,625	49%	8.5% ▲	+127	<b>Adult</b>	45.5%	49.1%
		<b>Juvenile</b>	1,682	51%	-6.2% ▼	-111	<b>Juvenile</b>	54.5%	50.9%
<b>GRAND TOTAL</b>		<b>3,307</b>	100%	0.5% ▲	+16	<b>GRAND TOTAL</b>	100%	100%	

Dispositions by Division & Code

Division	Case Type Description	Code	Summary	Change	% Change	Absolute Change	
<b>Adult</b>	Civil Support	VS	423	▲	+11.9%	+45	
	Misdemeanor	CM	392	▼	-3.9%	-16	
	Other	OT	281	▲	+8.9%	+23	
	Show Cause	SC	221	▲	+12.8%	+25	
	Family Abuse - Protective Order	FP	131	▼	-3.7%	-5	
	Capias	CA	66	▲	+40.4%	+19	
	Felony	CF	59	▲	+15.7%	+8	
	Motion - Protective Order	MP	17	▲	+6.3%	+1	
	Violation of Protective Order	PV	15	▲	+650.0%	+13	
	Non-Family Abuse Protective Order	AP	14	▲	+600.0%	+12	
	Violation Family Abuse Protective Order	PS	4	▲	+300.0%	+3	
	Remand Support	RS	2	▼	-33.3%	-1	
	Total			<b>1,625</b>	▲	<b>8.5%</b>	<b>+127</b>
<b>Juvenile</b>	Custody Visitation	CV	1,100	▼	-11.1%	-137	
	Misdemeanor	DM	84	▼	-25.0%	-28	
	Abuse and Neglect	AN	78	▲	+66.0%	+31	
	Traffic	T	62	▼	-29.5%	-26	
	Permanency Planning	PH	46	↔	-	-	
	Initial Foster Care	IF	42	▲	+162.5%	+26	
	Child at Risk	RI	35	▲	+34.6%	+9	
	Child In Need of Services	CS	34	▼	-8.1%	-3	
	Voluntary Continuing Services and Support Agreen	VA	32	▲	+166.7%	+20	
	Foster Care Review	FC	31	↔	-	-	
	Paternity	PT	25	▲	+38.9%	+7	
	Felony	DF	22	▼	-24.1%	-7	
	Status	ST	21	▼	+31.3%	+5	
	Temporary Detention Order	TD	18	▲	+38.5%	+5	
	Non-Family Abuse Protective Order	AP	11	▲	+83.3%	+5	
	Terminate Parental Rights	TP	10	▲	+25.0%	+2	
	Truancy	TR	8	▼	-50.0%	-8	
	Relief of Custody	CR	7	▲	+133.3%	+4	
	Emergency Custody Order	EC	5	▲	+25.0%	+1	
	Entrustment	ET	4	▲	-	+4	
	Emancipation	EP	2	▲	-	+2	
	Motion - Protective Order	MP	2	▼	-66.7%	-4	
	Civil Violation	CI	1	▼	-66.7%	-2	
	Family Abuse - Protective Order	FP	1	▼	-50.0%	-1	
	Other	OT	1	▲	-	+1	
	Qualified Residential Treatment	QR	0	▼	-100.0%	-7	
	Remand Custody	RC	0	▼	-100.0%	-3	
	Remand Visitation	RV	0	▼	-100.0%	-3	
	Show Cause	SC	0	▼	-100.0%	-4	
	Total			<b>1,682</b>	▼	<b>-6.2%</b>	<b>-111</b>
	<b>GRAND TOTAL</b>			<b>3,307</b>	▲	<b>0.5%</b>	<b>+16</b>

\* Compared to same time period as previous year

\*\* Case Type Categories are defined in the 2017 Virginia Judicial Workload Assessment

The data reported reflect the case management system. The case types reported may not necessitate judicial involvement.

Dispositions by Major Case Category\*\*

Category	Summary	Change	% Change	Absolute Change
Adult Criminal	712	▲	+9.2%	+60
Child Dependency	285	▲	+45.4%	+89
Child in Need of Services/Supervision	42	▼	-20.8%	-11
Custody and Visitation	1,125	▲	-10.4%	-130
Delinquency	106	▼	-26.9%	-39
Juvenile Miscellaneous	23	▲	+43.8%	+7
New to Workload Study	1	▼	-66.7%	-2
Other	307	▲	+8.1%	+23
Protective Orders	176	▲	+4.8%	+8
Support	468	▼	+8.6%	+37
Traffic	62	▼	-29.5%	-26
<b>GRAND TOTAL</b>	<b>3,307</b>	▲	0.5%	+16

\* Compared to same time period as previous year

\*\* Case Type Categories are defined in the 2017 Virginia Judicial Workload Assessment

The data reported reflect the case management system. The case types reported may not necessitate judicial involvement.

2024 Overall GRAND TOTAL		Distribution of Caseload		Change*		Percentage (%) of Caseload		
<b>8,831</b>	-404 -4.4%	<b>Adult</b>	4,189 47%	-2.8% ▼	-119	<b>Adult</b>	2023 46.6%	2024 47.4%
2024		<b>Juvenile</b>	4,642 53%	-5.8% ▼	-285	<b>Juvenile</b>	53.4%	52.6%
2023		<b>GRAND TOTAL</b>	<b>8,831</b> 100%	-4.4% ▼	-404	<b>GRAND TOTAL</b>	100%	100%

Dispositions by Division & Code

Division	Case Type Description	Code	Summary	Change	% Change	Absolute Change	
<b>Adult</b>	Misdemeanor	CM	1,168	▼	-6.5%	-81	
	Civil Support	VS	803	▲	+3.2%	+25	
	Other	OT	781	▼	-9.0%	-77	
	Show Cause	SC	700	▲	+19.5%	+114	
	Family Abuse - Protective Order	FP	383	▼	-16.9%	-78	
	Felony	CF	187	▲	+23.0%	+35	
	Motion - Protective Order	MP	51	▲	+30.8%	+12	
	Capias	CA	38	▼	-35.6%	-21	
	Non-Family Abuse Protective Order	AP	30	▼	-56.5%	-39	
	Violation of Protective Order	PV	23	▼	-11.5%	-3	
	Remand Support	RS	18	▼	-30.8%	-8	
	Restricted License for Non-Support	SL	5	▲	+150.0%	+3	
	Bond Forfeiture	BF	2	▼	-33.3%	-1	
	Total			<b>4,189</b>	▼	<b>-2.8%</b>	<b>-119</b>
<b>Juvenile</b>	Custody Visitation	CV	2,416	▼	-16.7%	-486	
	Misdemeanor	DM	383	▲	+36.8%	+103	
	Abuse and Neglect	AN	218	▼	-16.5%	-43	
	Permanency Planning	PH	214	▼	-13.0%	-32	
	Foster Care Review	FC	182	▲	+26.4%	+38	
	Traffic	T	154	▲	+25.2%	+31	
	Truancy	TR	138	▲	+43.8%	+42	
	Temporary Detention Order	TD	108	▲	+36.7%	+29	
	Initial Foster Care	IF	100	▲	+3.1%	+3	
	Status	ST	92	▲	+513.3%	+77	
	Terminate Parental Rights	TP	90	▼	-34.8%	-48	
	Felony	DF	85	▲	+1.2%	+1	
	Motion - Protective Order	MP	85	▼	-28.6%	-34	
	Mental Commitment	MC	59	▼	-3.3%	-2	
	Special Immigrant Juvenile Status	SI	57	▲	+119.2%	+31	
	Remand Custody	RC	39	▲	+62.5%	+15	
	Paternity	PT	34	▼	-40.4%	-23	
	Relief of Custody	CR	31	▲	+158.3%	+19	
	Remand Visitation	RV	31	▲	+40.9%	+9	
	Entrustment	ET	27	▲	+125.0%	+15	
	Non-Family Abuse Protective Order	AP	22	▼	-61.4%	-35	
	Emergency Custody Order	EC	21	▲	+200.0%	+14	
	Voluntary Continuing Services and Support Agree	VA	19	▲	+18.8%	+3	
	Child In Need of Services	CS	16	▼	-11.1%	-2	
	Capias	CA	10	▲	+42.9%	+3	
	Family Abuse - Protective Order	FP	6	▲	+100.0%	+3	
	Other	OT	2	▲	-	-	
	Restoration of Parental Rights	RR	2	▲	-	+2	
	Restricted Operators License	RL	1	▼	-50.0%	-1	
	Child at Risk	RI	0	▼	-100.0%	-2	
	Emancipation	EP	0	▼	-100.0%	-4	
	Juvenile Support	JS	0	▼	-100.0%	-1	
	Qualified Residential Treatment	QR	0	▼	-100.0%	-9	
	Show Cause	SC	0	▼	-100.0%	-1	
	Total			<b>4,642</b>	▼	<b>-5.8%</b>	<b>-285</b>
	<b>GRAND TOTAL</b>			<b>8,831</b>	▼	<b>-4.4%</b>	<b>-404</b>

\* Compared to same time period as previous year

\*\* Case Type Categories are defined in the 2017 Virginia Judicial Workload Assessment

The data reported reflect the case management system. The case types reported may not necessitate judicial involvement.

Dispositions by Major Case Category\*\*

Category	Summary	Change	% Change	Absolute Change
Adult Criminal	1,686	▼	-4.3%	-76
Child Dependency	881	▲	-6.0%	-56
Child in Need of Services/Supervision	154	▲	+35.1%	+40
Custody and Visitation	2,451	▲	-17.2%	-508
Delinquency	477	▼	+28.2%	+105
Juvenile Miscellaneous	94	▲	+394.7%	+75
New to Workload Study	57	▲	+119.2%	+31
Other	1,059	▲	-1.9%	-20
Protective Orders	577	▼	-22.9%	-171
Support	1,240	▼	+13.3%	+146
Traffic	155	▼	+24.0%	+30
<b>GRAND TOTAL</b>	<b>8,831</b>	▼	-4.4%	-404

\* Compared to same time period as previous year

\*\* Case Type Categories are defined in the 2017 Virginia Judicial Workload Assessment

The data reported reflect the case management system. The case types reported may not necessitate judicial involvement.



2024 Overall GRAND TOTAL		Distribution of Caseload		Change*		Percentage (%) of Caseload		
<b>4,407</b> 	+253 6.1%	<b>Adult</b>	1,862 42%	-3.4% ▼	-66	<b>Adult</b>	46.4%	42.3%
		<b>Juvenile</b>	2,545 58%	14.3% ▲	+319	<b>Juvenile</b>	53.6%	57.7%
		<b>GRAND TOTAL</b>	<b>4,407</b> 100%	6.1% ▲	+253	<b>GRAND TOTAL</b>	100%	100%

**Dispositions by Division & Code**

Division	Case Type Description	Code	Summary	Change	% Change	Absolute Change	
<b>Adult</b>	Civil Support	VS	417	▲	+3.2%	+13	
	Misdemeanor	CM	417	▼	-19.0%	-98	
	Show Cause	SC	329	▲	+36.0%	+87	
	Other	OT	284	▼	-24.1%	-90	
	Family Abuse - Protective Order	FP	182	▲	+2.2%	+4	
	Felony	CF	82	▼	-29.9%	-35	
	Remand Support	RS	51	▲	+70.0%	+21	
	Capias	CA	46	▲	+43.8%	+14	
	Motion - Protective Order	MP	24	▲	+100.0%	+12	
	Non-Family Abuse Protective Order	AP	23	▲	+27.8%	+5	
	Violation of Protective Order	PV	6	▲	+20.0%	+1	
	Restricted License for Non-Support Protective Order	SL	1	▲	-	+1	
		PC	0	▼	-100.0%	-1	
	<b>Total</b>		<b>1,862</b>	▼	<b>-3.4%</b>	<b>-66</b>	
<b>Juvenile</b>	Custody Visitation	CV	1,313	▲	+15.6%	+177	
	Misdemeanor	DM	297	▲	+46.3%	+94	
	Traffic	T	137	▼	-11.0%	-17	
	Abuse and Neglect	AN	116	▼	-22.7%	-34	
	Felony	DF	112	▲	+154.5%	+68	
	Status	ST	108	▲	+9.1%	+9	
	Permanency Planning	PH	83	▼	-9.8%	-9	
	Foster Care Review	FC	48	▼	-7.7%	-4	
	Initial Foster Care	IF	43	▲	+38.7%	+12	
	Truancy	TR	42	▲	+50.0%	+14	
	Remand Custody	RC	40	▼	-16.7%	-8	
	Terminate Parental Rights	TP	37	▲	+146.7%	+22	
	Voluntary Continuing Services and Support Agree	VA	36	▲	+33.3%	+9	
	Non-Family Abuse Protective Order	AP	30	▲	+76.5%	+13	
	Motion - Protective Order	MP	27	▼	-20.6%	-7	
	Paternity	PT	18	▼	-25.0%	-6	
	Child In Need of Services	CS	15	▲	+114.3%	+8	
	Special Immigrant Juvenile Status	SI	12	▲	+300.0%	+9	
	Temporary Detention Order	TD	12	▼	-45.5%	-10	
	Relief of Custody	CR	7	▼	-50.0%	-7	
	Civil Violation	CI	5	▲	+25.0%	+1	
	Entrustment	ET	3	▼	-40.0%	-2	
	Capias	CA	1	▼	-80.0%	-4	
	Emancipation	EP	1	▼	-50.0%	-1	
	Family Abuse - Protective Order	FP	1	▲	-	+1	
	Show Cause	SC	1	↔	-	-	
	Emergency Custody Order	EC	0	▼	-100.0%	-2	
	Other	OT	0	▼	-100.0%	-2	
	Qualified Residential Treatment	QR	0	▼	-100.0%	-3	
	Remand Visitation	RV	0	▼	-100.0%	-2	
		<b>Total</b>		<b>2,545</b>	▲	<b>14.3%</b>	<b>+319</b>
		<b>GRAND TOTAL</b>		<b>4,407</b>	▲	<b>6.1%</b>	<b>+253</b>

\* Compared to same time period as previous year  
 \*\* Case Type Categories are defined in the 2017 Virginia Judicial Workload Assessment  
 The data reported reflect the case management system. The case types reported may not necessitate judicial involvement.

**Dispositions by Major Case Category\*\***

Category	Summary	Change	% Change	Absolute Change
Adult Criminal	736	▼	-9.1%	-74
Child Dependency	373	▼	-4.1%	-16
Child in Need of Services/Supervision	57	▲	+62.9%	+22
Custody and Visitation	1,331	▼	+14.7%	+171
Delinquency	411	▲	+62.5%	+158
Juvenile Miscellaneous	109	▲	+7.9%	+8
New to Workload Study	17	▲	+142.9%	+10
Other	387	▼	-19.4%	-93
Protective Orders	287	▲	+10.8%	+28
Support	562	▲	+11.1%	+56
Traffic	137	▼	-11.0%	-17
<b>GRAND TOTAL</b>	<b>4,407</b>	▲	6.1%	+253

\* Compared to same time period as previous year

\*\* Case Type Categories are defined in the 2017 Virginia Judicial Workload Assessment

The data reported reflect the case management system. The case types reported may not necessitate judicial involvement.

2024 Overall GRAND TOTAL		Distribution of Caseload			Change*		Percentage (%) of Caseload			
<b>1,487</b>	-218 -12.8%	<b>Adult</b>	722	49%	-4.4%	▼	-33	<b>Adult</b>	44.3%	48.6%
2024		<b>Juvenile</b>	765	51%	-19.5%	▼	-185	<b>Juvenile</b>	55.7%	51.4%
2023		<b>GRAND TOTAL</b>	<b>1,487</b>	100%	-12.8%	▼	-218	<b>GRAND TOTAL</b>	100%	100%

Dispositions by Division & Code

Division	Case Type Description	Code	Summary	Change	% Change	Absolute Change	
<b>Adult</b>	Misdemeanor	CM	214	▼	-3.2%	-7	
	Civil Support	VS	128	▼	-9.2%	-13	
	Other	OT	109	▲	-8.4%	-10	
	Show Cause	SC	103	▼	-7.2%	-8	
	Family Abuse - Protective Order	FP	54	▲	+5.9%	+3	
	Felony	CF	51	▼	-12.1%	-7	
	Capias	CA	46	▲	+70.4%	+19	
	Remand Support	RS	9	▼	-30.8%	-4	
	Non-Family Abuse Protective Order	AP	4	▲	+33.3%	+1	
	Motion - Protective Order	MP	3	▼	-50.0%	-3	
	Violation of Protective Order	PV	1	▼	-66.7%	-2	
	Bond Forfeiture	BF	0	▼	-100.0%	-1	
	Protective Order	PC	0	▼	-100.0%	-1	
	<b>Total</b>		<b>722</b>	▼	<b>-4.4%</b>	<b>-33</b>	
<b>Juvenile</b>	Custody Visitation	CV	270	▼	-23.5%	-83	
	Misdemeanor	DM	126	▼	-8.7%	-12	
	Traffic	T	76	▼	-18.3%	-17	
	Abuse and Neglect	AN	64	▲	+36.2%	+17	
	Status	ST	34	▲	+47.8%	+11	
	Mental Commitment	MC	32	▼	-33.3%	-16	
	Permanency Planning	PH	24	▼	-25.0%	-8	
	Foster Care Review	FC	22	▲	+29.4%	+5	
	Felony	DF	20	▼	-59.2%	-29	
	Initial Foster Care	IF	15	▼	-6.3%	-1	
	Remand Custody	RC	15	▼	-34.8%	-8	
	Remand Visitation	RV	15	▼	-34.8%	-8	
	Temporary Detention Order	TD	12	▲	+9.1%	+1	
	Voluntary Continuing Services and Support Agree	VA	12	▼	-7.7%	-1	
	Motion - Protective Order	MP	10	▼	-50.0%	-10	
	Paternity	PT	4	▼	-42.9%	-3	
	Non-Family Abuse Protective Order	AP	3	↔		-	
	Emergency Custody Order	EC	2	▼	-66.7%	-4	
	Relief of Custody	CR	2	▲	+100.0%	+1	
	Show Cause	SC	2	▲		+2	
	Truancy	TR	2	↔		-	
	Child In Need of Services	CS	1	▲		+1	
	Civil Violation	CI	1	↔		-	
	Other	OT	1	▼	-75.0%	-3	
	Emancipation	EP	0	▼	-100.0%	-1	
	Entrustment	ET	0	▼	-100.0%	-9	
	Qualified Residential Treatment	QR	0	▼	-100.0%	-2	
	Special Immigrant Juvenile Status	SI	0	▼	-100.0%	-1	
	Terminate Parental Rights	TP	0	▼	-100.0%	-7	
		<b>Total</b>		<b>765</b>	▼	<b>-19.5%</b>	<b>-185</b>
	<b>GRAND TOTAL</b>			<b>1,487</b>	▼	<b>-12.8%</b>	<b>-218</b>

\* Compared to same time period as previous year

\*\* Case Type Categories are defined in the 2017 Virginia Judicial Workload Assessment

The data reported reflect the case management system. The case types reported may not necessitate judicial involvement.

Dispositions by Major Case Category\*\*

Category	Summary	Change	% Change	Absolute Change
Adult Criminal	369	▼	-0.8%	-3
Child Dependency	139	▼	-3.5%	-5
Child in Need of Services/Supervision	3	▲	+50.0%	+1
Custody and Visitation	274	▼	-23.9%	-86
Delinquency	148	▲	-20.9%	-39
Juvenile Miscellaneous	34	▼	+41.7%	+10
New to Workload Study	1	▼	-50.0%	-1
Other	195	▼	-21.1%	-52
Protective Orders	74	▼	-10.8%	-9
Support	174	▼	-8.9%	-17
Traffic	76	▼	-18.3%	-17
<b>GRAND TOTAL</b>	<b>1,487</b>	▼	-12.8%	-218

\* Compared to same time period as previous year

\*\* Case Type Categories are defined in the 2017 Virginia Judicial Workload Assessment

The data reported reflect the case management system. The case types reported may not necessitate judicial involvement.

2024 Overall GRAND TOTAL		Distribution of Caseload			Change*		Percentage (%) of Caseload		
<b>2,056</b> -129 -5.9% 		<b>Adult</b>	1,078	52%	-3.1% ▼	-34	<b>Adult</b>	50.9%	52.4%
		<b>Juvenile</b>	978	48%	-8.9% ▼	-95	<b>Juvenile</b>	49.1%	47.6%
		<b>GRAND TOTAL</b>	<b>2,056</b>	100%	-5.9% ▼	-129	<b>GRAND TOTAL</b>	100%	100%

Dispositions by Division & Code

Division	Case Type Description	Code	Summary	Change	% Change	Absolute Change	
<b>Adult</b>	Misdemeanor	CM	219	▲	+3.8%	+8	
	Civil Support	VS	198	▼	-12.0%	-27	
	Show Cause	SC	174	▼	-19.1%	-41	
	Other	OT	163	▼	-15.5%	-30	
	Felony	CF	124	▲	+100.0%	+62	
	Family Abuse - Protective Order	FP	97	▼	-9.3%	-10	
	Capias	CA	41	▲	+20.6%	+7	
	Motion - Protective Order	MP	26	▼	-35.0%	-14	
	Violation of Protective Order	PV	18	▲	+12.5%	+2	
	Non-Family Abuse Protective Order	AP	8	▲	+14.3%	+1	
	Remand Support	RS	7	▲	+600.0%	+6	
	Restricted License for Non-Support	SL	3	▲	+200.0%	+2	
		<b>Total</b>		<b>1,078</b>	▼	<b>-3.1%</b>	<b>-34</b>
<b>Juvenile</b>	Custody Visitation	CV	631	▼	-5.4%	-36	
	Misdemeanor	DM	60	▼	-25.9%	-21	
	Traffic	T	58	▲	+3.6%	+2	
	Abuse and Neglect	AN	30	▼	-60.0%	-45	
	Truancy	TR	21	▲	+10.5%	+2	
	Felony	DF	20	▲	+5.3%	+1	
	Paternity	PT	20	▼	-31.0%	-9	
	Temporary Detention Order	TD	18	▲	+100.0%	+9	
	Remand Custody	RC	16	▲	+45.5%	+5	
	Remand Visitation	RV	16	▲	-	+16	
	Permanency Planning	PH	15	↔	-	-	
	Foster Care Review	FC	14	▼	-39.1%	-9	
	Non-Family Abuse Protective Order	AP	12	▲	+9.1%	+1	
	Status	ST	10	▲	-37.5%	-6	
	Child In Need of Services	CS	9	▲	+125.0%	+5	
	Entrustment	ET	9	▲	+350.0%	+7	
	Initial Foster Care	IF	6	▼	-25.0%	-2	
	Motion - Protective Order	MP	5	▼	-44.4%	-4	
	Other	OT	3	▲	+50.0%	+1	
	Voluntary Continuing Services and Support Agreem	VA	2	▲	-	+2	
	Relief of Custody	CR	1	▼	-50.0%	-1	
	Special Immigrant Juvenile Status	SI	1	▲	-	+1	
	Terminate Parental Rights	TP	1	▼	-87.5%	-7	
	Child at Risk	RI	0	▼	-100.0%	-2	
	Emancipation	EP	0	▼	-100.0%	-1	
	Emergency Custody Order	EC	0	▼	-100.0%	-4	
		<b>Total</b>		<b>978</b>	▼	<b>-8.9%</b>	<b>-95</b>
		<b>GRAND TOTAL</b>		<b>2,056</b>	▼	<b>-5.9%</b>	<b>-129</b>

Dispositions by Major Case Category\*\*

Category	Summary	Change	% Change	Absolute Change
Adult Criminal	506	▲	+6.3%	+30
Child Dependency	78	▲	-42.2%	-57
Child in Need of Services/Supervision	30	▲	+30.4%	+7

\* Compared to same time period as previous year  
 \*\* Case Type Categories are defined in the 2017 Virginia Judicial Workload Assessment  
 The data reported reflect the case management system. The case types reported may not necessitate judicial involvement.

**CPSS - JCMS CASELOAD STATISTICS OF THE JUVENILE & DOMESTIC RELATIONS DISTRICT COURTS**  
 January 2024 thru November 2024 Dispositions (Compared to January 2023 thru November 2023)

Custody and Visitation	651	▼	-6.5%	-45
Delinquency	80	▼	-20.0%	-20
Juvenile Miscellaneous	10	▼	-41.2%	-7
New to Workload Study	1	▲	-	+1
Other	223	▲	+1.4%	+3
Protective Orders	148	▼	-14.9%	-26
Support	271	▲	-5.9%	-17
Traffic	58	▲	+3.6%	+2
<b>GRAND TOTAL</b>	<b>2,056</b>	▼	-5.9%	-129

\* Compared to same time period as previous year

\*\* Case Type Categories are defined in the 2017 Virginia Judicial Workload Assessment

The data reported reflect the case management system. The case types reported may not necessitate judicial involvement.

2024 Overall GRAND TOTAL		Distribution of Caseload		Change*		Percentage (%) of Caseload		
<b>4,075</b>	-490 -10.7%	<b>Adult</b>	1,775 44%	-15.4% ▼	-323	<b>Adult</b>	2023 46.0%	2024 43.6%
2024		<b>Juvenile</b>	2,300 56%	-6.8% ▼	-167	<b>Juvenile</b>	54.0%	56.4%
2023		<b>GRAND TOTAL</b>	<b>4,075</b> 100%	-10.7% ▼	-490	<b>GRAND TOTAL</b>	100%	100%

Dispositions by Division & Code

Division	Case Type Description	Code	Summary	Change	% Change	Absolute Change
<b>Adult</b>	Civil Support	VS	474	▼	-0.2%	-1
	Show Cause	SC	345	▲	+5.8%	+19
	Misdemeanor	CM	317	▼	-28.4%	-126
	Other	OT	199	▲	-21.3%	-54
	Family Abuse - Protective Order	FP	147	▼	-18.8%	-34
	Felony	CF	84	▼	-58.2%	-117
	Capias	CA	72	▼	-24.2%	-23
	Motion - Protective Order	MP	56	▲	+86.7%	+26
	Remand Support	RS	52	▼	-3.7%	-2
	Violation of Protective Order	PV	18	▼	-30.8%	-8
	Non-Family Abuse Protective Order	AP	8	▼	-27.3%	-3
	Restricted License for Non-Support	SL	2	▼	-33.3%	-1
	Violation Family Abuse Protective Order	PS	1	▲	-	+1
<b>Total</b>			<b>1,775</b>	▼	<b>-15.4%</b>	<b>-323</b>
<b>Juvenile</b>	Custody Visitation	CV	1,366	▼	-0.9%	-13
	Remand Custody	RC	91	▼	-15.0%	-16
	Remand Visitation	RV	87	▼	-16.3%	-17
	Abuse and Neglect	AN	86	▼	-51.4%	-91
	Motion - Protective Order	MP	83	▲	+124.3%	+46
	Foster Care Review	FC	71	▼	-1.4%	-1
	Misdemeanor	DM	71	▼	-47.0%	-63
	Status	ST	68	▲	+13.3%	+8
	Permanency Planning	PH	62	▲	+26.5%	+13
	Traffic	T	51	▼	-40.0%	-34
	Truancy	TR	46	▲	+43.8%	+14
	Entrustment	ET	26	▲	+85.7%	+12
	Voluntary Continuing Services and Support Agree	VA	26	▲	+13.0%	+3
	Terminate Parental Rights	TP	24	▲	+14.3%	+3
	Paternity	PT	23	▼	-25.8%	-8
	Initial Foster Care	IF	22	▼	-31.3%	-10
	Child In Need of Services	CS	19	▲	+35.7%	+5
	Felony	DF	17	▼	-70.7%	-41
	Temporary Detention Order	TD	17	▲	+54.5%	+6
	Non-Family Abuse Protective Order	AP	15	▲	+275.0%	+11
	Relief of Custody	CR	13	▲	+225.0%	+9
	Emergency Custody Order	EC	5	▲	+150.0%	+3
	Other	OT	4	▲	+33.3%	+1
	Show Cause	SC	4	▲	-20.0%	-1
	Emancipation	EP	2	▲	-	+2
	Juvenile Support	JS	1	↔	-	-
	Capias	CA	0	▼	-100.0%	-1
	Civil Violation	CI	0	▼	-100.0%	-2
	Family Abuse - Protective Order	FP	0	▼	-100.0%	-1
	Qualified Residential Treatment	QR	0	▼	-100.0%	-1
	Restoration of Parental Rights	RR	0	▼	-100.0%	-1
	Special Immigrant Juvenile Status	SI	0	▼	-100.0%	-2
	<b>Total</b>			<b>2,300</b>	▼	<b>-6.8%</b>
<b>GRAND TOTAL</b>			<b>4,075</b>	▼	<b>-10.7%</b>	<b>-490</b>

\* Compared to same time period as previous year      \*\* Case Type Categories are defined in the 2017 Virginia Judicial Workload Assessment  
 The data reported reflect the case management system. The case types reported may not necessitate judicial involvement.

Dispositions by Major Case Category\*\*

Category	Summary	Change	% Change	Absolute Change
Adult Criminal	692	▲	-30.7%	-307
Child Dependency	330	▲	-16.0%	-63
Child in Need of Services/Supervision	66	▲	+32.0%	+16
Custody and Visitation	1,389	▼	-1.5%	-21
Delinquency	91	▼	-53.1%	-103
Juvenile Miscellaneous	70	▲	+16.7%	+10
New to Workload Study	0	▼	-100.0%	-4
Other	455	▲	-15.0%	-80
Protective Orders	309	▲	+17.0%	+45
Support	622	▲	+8.9%	+51
Traffic	51	▼	-40.0%	-34
<b>GRAND TOTAL</b>	<b>4,075</b>	▼	-10.7%	-490

\* Compared to same time period as previous year

\*\* Case Type Categories are defined in the 2017 Virginia Judicial Workload Assessment

The data reported reflect the case management system. The case types reported may not necessitate judicial involvement.



2024 Overall GRAND TOTAL		Distribution of Caseload			Change*		Percentage (%) of Caseload		
<b>3,040</b> +48 1.6% 	2024 2023	Adult	1,479	49%	-7.3% ▼	-117	Adult	2023	2024
		Juvenile	1,561	51%	11.8% ▲	+165	Juvenile	46.7%	51.3%
<b>GRAND TOTAL</b>		<b>3,040</b>	100%	1.6% ▲	+48	<b>GRAND TOTAL</b>	100%	100%	

Dispositions by Division & Code

Division	Case Type Description	Code	Summary	Change	% Change	Absolute Change	
<b>Adult</b>	Civil Support	VS	424	▲	+1.7%	+7	
	Show Cause	SC	263	▲	+4.4%	+11	
	Other	OT	251	▲	+2.4%	+6	
	Misdemeanor	CM	245	▼	-24.1%	-78	
	Family Abuse - Protective Order	FP	120	▼	-21.1%	-32	
	Capias	CA	80	▲	+3.9%	+3	
	Felony	CF	70	▼	-27.8%	-27	
	Motion - Protective Order	MP	19	↔		-	
	Non-Family Abuse Protective Order	AP	6	▼	-50.0%	-6	
	Remand Support	RS	1	▲	-	+1	
	Restricted License for Non-Support	SL	0	▼	-100.0%	-2	
Total			<b>1,479</b>	▼	<b>-7.3%</b>	<b>-117</b>	
<b>Juvenile</b>	Custody Visitation	CV	1,012	▲	+14.1%	+125	
	Misdemeanor	DM	129	▲	+22.9%	+24	
	Abuse and Neglect	AN	59	▲	+9.3%	+5	
	Traffic	T	58	▼	-4.9%	-3	
	Status	ST	38	▼	-35.6%	-21	
	Foster Care Review	FC	35	▲	+45.8%	+11	
	Permanency Planning	PH	33	▲	+94.1%	+16	
	Terminate Parental Rights	TP	30	▲	+36.4%	+8	
	Truancy	TR	30	▲	+20.0%	+5	
	Felony	DF	25	▲	+4.2%	+1	
	Initial Foster Care	IF	24	▲	+20.0%	+4	
	Motion - Protective Order	MP	23	▼	-4.2%	-1	
	Non-Family Abuse Protective Order	AP	15	▲	+87.5%	+7	
	Paternity	PT	15	▼	-34.8%	-8	
	Temporary Detention Order	TD	9	▼	-50.0%	-9	
	Child In Need of Services	CS	8	▼	-52.9%	-9	
	Remand Custody	RC	4	▲	-	+4	
	Other	OT	3	▲	-	+3	
	Relief of Custody	CR	3	▲	-	+3	
	Remand Visitation	RV	3	▲	-	+3	
	Civil Violation	CI	2	▼	-33.3%	-1	
	Emergency Custody Order	EC	1	▼	-75.0%	-3	
	Special Immigrant Juvenile Status	SI	1	▲	-	+1	
	Voluntary Continuing Services and Support Agreem	VA	1	▲	-	+1	
	Qualified Residential Treatment	QR	0	▼	-100.0%	-1	
	Total			<b>1,561</b>	▲	<b>11.8%</b>	<b>+165</b>
	<b>GRAND TOTAL</b>			<b>3,040</b>	▲	<b>1.6%</b>	<b>+48</b>

Dispositions by Major Case Category\*\*

Category	Summary	Change	% Change	Absolute Change
Adult Criminal	558	▼	-13.8%	-89
Child Dependency	185	▲	+34.1%	+47
Child in Need of Services/Supervision	38	▼	-9.5%	-4
Custody and Visitation	1,027	▼	+12.9%	+117
Delinquency	154	▲	+19.4%	+25

\* Compared to same time period as previous year  
 \*\* Case Type Categories are defined in the 2017 Virginia Judicial Workload Assessment  
 The data reported reflect the case management system. The case types reported may not necessitate judicial involvement.

Juvenile Miscellaneous	38	▼	-35.6%	-21
New to Workload Study	3	▲		0
Other	272	▲	+1.9%	+5
Protective Orders	183	▲	-14.9%	-32
Support	524	▼	+0.6%	+3
Traffic	58	▼	-4.9%	-3
<b>GRAND TOTAL</b>	<b>3,040</b>	▲	1.6%	+48

\* Compared to same time period as previous year

\*\* Case Type Categories are defined in the 2017 Virginia Judicial Workload Assessment

The data reported reflect the case management system. The case types reported may not necessitate judicial involvement.

2024 Overall GRAND TOTAL		Distribution of Caseload			Change*		Percentage (%) of Caseload		
<b>6,042</b>	-122 -2.0%	<b>Adult</b>	3,140	52%	0.0% ▼	-1	<b>Adult</b>	51.0%	52.0%
2024		<b>Juvenile</b>	2,902	48%	-4.0% ▼	-121	<b>Juvenile</b>	49.0%	48.0%
2023		<b>GRAND TOTAL</b>	<b>6,042</b>	100%	-2.0% ▼	-122	<b>GRAND TOTAL</b>	100%	100%

Dispositions by Division & Code

Division	Case Type Description	Code	Summary	Change	% Change	Absolute Change	
<b>Adult</b>	Misdemeanor	CM	712	▼	-12.7%	-104	
	Other	OT	595	▲	+8.0%	+44	
	Civil Support	VS	534	▲	+13.6%	+64	
	Show Cause	SC	513	▲	+2.4%	+12	
	Felony	CF	315	▲	+21.6%	+56	
	Family Abuse - Protective Order	FP	207	▼	-15.9%	-39	
	Capias	CA	181	▲	-21.3%	-49	
	Motion - Protective Order	MP	55	▲	+25.0%	+11	
	Non-Family Abuse Protective Order	AP	12	▼	-7.7%	-1	
	Remand Support	RS	11	▲	+83.3%	+5	
	Restricted License for Non-Support	SL	5	▲	+400.0%	+4	
	Protective Order	PC	0	▼	-100.0%	-3	
	Violation of Protective Order	PV	0	▼	-100.0%	-1	
	<b>Total</b>		<b>3,140</b>	▼	<b>0.0%</b>	<b>-1</b>	
<b>Juvenile</b>	Custody Visitation	CV	1,214	▼	-13.6%	-191	
	Misdemeanor	DM	344	▲	+37.6%	+94	
	Permanency Planning	PH	153	▼	-13.6%	-24	
	Foster Care Review	FC	140	▲	+4.5%	+6	
	Abuse and Neglect	AN	139	▼	-31.5%	-64	
	Terminate Parental Rights	TP	115	▼	-7.3%	-9	
	Felony	DF	88	▼	-22.8%	-26	
	Traffic	T	76	▲	+35.7%	+20	
	Truancy	TR	72	▲	+22.0%	+13	
	Initial Foster Care	IF	65	▲	+32.7%	+16	
	Mental Commitment	MC	62	▼	-17.3%	-13	
	Paternity	PT	58	▼	-19.4%	-14	
	Entrustment	ET	56	▲	+133.3%	+32	
	Temporary Detention Order	TD	50	▲	+4.2%	+2	
	Emergency Custody Order	EC	48	▼	-15.8%	-9	
	Child at Risk	RI	42	▲	+110.0%	+22	
	Status	ST	38	▼	+65.2%	+15	
	Child In Need of Services	CS	37	▲	+37.0%	+10	
	Remand Custody	RC	23	▲	+53.3%	+8	
	Motion - Protective Order	MP	15	▲	+36.4%	+4	
	Non-Family Abuse Protective Order	AP	15	▼	-16.7%	-3	
	Voluntary Continuing Services and Support Agree	VA	15	▲	+15.4%	+2	
	Remand Visitation	RV	13	▲	+62.5%	+5	
	Other	OT	12	▼	-47.8%	-11	
	Special Immigrant Juvenile Status	SI	9	▼	-10.0%	-1	
	Civil Violation	CI	2	↔		-	
	Protective Order	PC	1	▲		+1	
	Capias	CA	0	▼	-100.0%	-1	
	Qualified Residential Treatment	QR	0	▼	-100.0%	-4	
	Show Cause	SC	0	▼	-100.0%	-1	
		<b>Total</b>		<b>2,902</b>	▼	<b>-4.0%</b>	<b>-121</b>
		<b>GRAND TOTAL</b>		<b>6,042</b>	▼	<b>-2.0%</b>	<b>-122</b>

\* Compared to same time period as previous year

\*\* Case Type Categories are defined in the 2017 Virginia Judicial Workload Assessment

The data reported reflect the case management system. The case types reported may not necessitate judicial involvement.

**Dispositions by Major Case Category\*\***

Category	Summary	Change	% Change	Absolute Change
Adult Criminal	1,543	▼	-8.3%	-140
Child Dependency	725	▲	-3.1%	-23
Child in Need of Services/Supervision	109	▼	+25.3%	+22
Custody and Visitation	1,272	▼	-13.9%	-205
Delinquency	433	▲	+18.6%	+68
Juvenile Miscellaneous	38	▼	+65.2%	+15
New to Workload Study	11	▼	-8.3%	-1
Other	814	▲	+4.0%	+31
Protective Orders	304	▲	-8.4%	-28
Support	717	▲	+19.9%	+119
Traffic	76	▲	+35.7%	+20
<b>GRAND TOTAL</b>	<b>6,042</b>	▼	-2.0%	-122

\* Compared to same time period as previous year

\*\* Case Type Categories are defined in the 2017 Virginia Judicial Workload Assessment

The data reported reflect the case management system. The case types reported may not necessitate judicial involvement.

2024 Overall GRAND TOTAL		Distribution of Caseload		Change*		Percentage (%) of Caseload		
<b>992</b>	-79 -7.4%	<b>Adult</b>	594 60%	-11.9% ▼	-80	<b>Adult</b>	2023 62.9%	2024 59.9%
2024		<b>Juvenile</b>	398 40%	0.3% ▲	+1	<b>Juvenile</b>	37.1%	40.1%
2023		<b>GRAND TOTAL</b>	<b>992</b> 100%	-7.4% ▼	-79	<b>GRAND TOTAL</b>	100%	100%

Dispositions by Division & Code

Division	Case Type Description	Code	Summary	Change	% Change	Absolute Change	
<b>Adult</b>	Misdemeanor	CM	234	▲	+16.4%	+33	
	Show Cause	SC	98	▲	+11.4%	+10	
	Civil Support	VS	81	▲	+5.2%	+4	
	Other	OT	62	▼	-40.4%	-42	
	Felony	CF	36	▼	-72.1%	-93	
	Capias	CA	33	▲	+26.9%	+7	
	Family Abuse - Protective Order	FP	25	▼	-24.2%	-8	
	Violation of Protective Order	PV	12	▲	+140.0%	+7	
	Motion - Protective Order	MP	10	▲	+42.9%	+3	
	Non-Family Abuse Protective Order	AP	2	▲	+100.0%	+1	
	Protective Order	PC	1	↔		-	
	Remand Support	RS	0	▼	-100.0%	-2	
		<b>Total</b>		<b>594</b>	▼	<b>-11.9%</b>	<b>-80</b>
<b>Juvenile</b>	Custody Visitation	CV	203	▲	+4.6%	+9	
	Misdemeanor	DM	39	▼	-7.1%	-3	
	Terminate Parental Rights	TP	18	▲	+12.5%	+2	
	Traffic	T	18	▼	-28.0%	-7	
	Truancy	TR	18	▼	-5.3%	-1	
	Status	ST	14	▲	+250.0%	+10	
	Motion - Protective Order	MP	13	▲	+333.3%	+10	
	Permanency Planning	PH	12	▼	-55.6%	-15	
	Abuse and Neglect	AN	9	▼	-43.8%	-7	
	Felony	DF	9	▲	+125.0%	+5	
	Child In Need of Services	CS	7	▲	+133.3%	+4	
	Foster Care Review	FC	7	▼	-41.7%	-5	
	Entrustment	ET	6	▼	-25.0%	-2	
	Paternity	PT	5	▲	+400.0%	+4	
	Child at Risk	RI	4	▲	+300.0%	+3	
	Civil Violation	CI	3	▲	+200.0%	+2	
	Initial Foster Care	IF	3	▼	-25.0%	-1	
	Special Immigrant Juvenile Status	SI	3	▲	-	+3	
	Voluntary Continuing Services and Support Agree	VA	2	▲	-	+2	
	Mental Commitment	MC	1	▲	-	+1	
	Other	OT	1	▲	-	+1	
	Relief of Custody	CR	1	▼	-50.0%	-1	
	Restricted Operators License	RL	1	▼	-66.7%	-2	
	Temporary Detention Order	TD	1	▼	-66.7%	-2	
	Emergency Custody Order	EC	0	▼	-100.0%	-1	
	Non-Family Abuse Protective Order	AP	0	▼	-100.0%	-1	
	Qualified Residential Treatment	QR	0	▼	-100.0%	-1	
	Remand Custody	RC	0	▼	-100.0%	-3	
	Remand Visitation	RV	0	▼	-100.0%	-3	
		<b>Total</b>		<b>398</b>	▲	<b>0.3%</b>	<b>+1</b>
	<b>GRAND TOTAL</b>			<b>992</b>	▼	<b>-7.4%</b>	<b>-79</b>

\* Compared to same time period as previous year

\*\* Case Type Categories are defined in the 2017 Virginia Judicial Workload Assessment

The data reported reflect the case management system. The case types reported may not necessitate judicial involvement.

Dispositions by Major Case Category\*\*

Category	Summary	Change	% Change	Absolute Change
Adult Criminal	372	▲	-12.9%	-55
Child Dependency	62	▲	-28.7%	-25
Child in Need of Services/Supervision	25	▲	+13.6%	+3
Custody and Visitation	208	▲	+6.7%	+13
Delinquency	48	▲	+4.3%	+2
Juvenile Miscellaneous	14	▲	+250.0%	+10
New to Workload Study	6	▲	+500.0%	+5
Other	65	▲	-44.0%	-51
Protective Orders	50	▲	+11.1%	+5
Support	123	▲	+23.0%	+23
Traffic	19	▼	-32.1%	-9
<b>GRAND TOTAL</b>	<b>992</b>	▼	-7.4%	-79

\* Compared to same time period as previous year

\*\* Case Type Categories are defined in the 2017 Virginia Judicial Workload Assessment

The data reported reflect the case management system. The case types reported may not necessitate judicial involvement.

2024 Overall GRAND TOTAL		Distribution of Caseload			Change*		Percentage (%) of Caseload		
<b>1,555</b> 	+67	<b>Adult</b>	820	53%	-0.8% ▼	-7	<b>Adult</b>	55.6%	52.7%
	4.5%	<b>Juvenile</b>	735	47%	11.2% ▲	+74	<b>Juvenile</b>	44.4%	47.3%
		<b>GRAND TOTAL</b>	<b>1,555</b>	100%	4.5% ▲	+67	<b>GRAND TOTAL</b>	100%	100%

Dispositions by Division & Code

Division	Case Type Description	Code	Summary	Change	% Change	Absolute Change	
<b>Adult</b>	Misdemeanor	CM	184	▼	-6.1%	-12	
	Other	OT	155	▲	+5.4%	+8	
	Show Cause	SC	138	▲	+20.0%	+23	
	Civil Support	VS	131	▼	-14.9%	-23	
	Felony	CF	89	▲	+9.9%	+8	
	Family Abuse - Protective Order	FP	59	▲	+7.3%	+4	
	Capias	CA	29	▼	-32.6%	-14	
	Motion - Protective Order	MP	11	▲	+57.1%	+4	
	Violation of Protective Order	PV	11	▲	+22.2%	+2	
	Remand Support	RS	7	▼	-50.0%	-7	
	Non-Family Abuse Protective Order	AP	2	▼	-60.0%	-3	
	Restricted License for Non-Support	SL	2	▲	+100.0%	+1	
	Protective Order	PC	1	▲	-	+1	
	Violation Family Abuse Protective Order	PS	1	▲	-	+1	
Total			<b>820</b>	▼	<b>-0.8%</b>	<b>-7</b>	
<b>Juvenile</b>	Custody Visitation	CV	394	▲	+4.5%	+17	
	Abuse and Neglect	AN	57	▲	+216.7%	+39	
	Status	ST	53	▲	+55.9%	+19	
	Traffic	T	41	▲	+46.4%	+13	
	Misdemeanor	DM	32	▲	+10.3%	+3	
	Felony	DF	26	▲	+420.0%	+21	
	Truancy	TR	21	▼	-27.6%	-8	
	Initial Foster Care	IF	19	▲	+1,800.0%	+18	
	Motion - Protective Order	MP	14	▼	-30.0%	-6	
	Child In Need of Services	CS	12	▲	+50.0%	+4	
	Foster Care Review	FC	12	▲	+71.4%	+5	
	Remand Custody	RC	10	▼	-54.5%	-12	
	Non-Family Abuse Protective Order	AP	9	▼	-10.0%	-1	
	Permanency Planning	PH	7	▼	-68.2%	-15	
	Paternity	PT	6	▲	+20.0%	+1	
	Temporary Detention Order	TD	5	▼	-28.6%	-2	
	Emergency Custody Order	EC	4	↔	-	-	
	Other	OT	4	▼	-69.2%	-9	
	Relief of Custody	CR	3	▲	+200.0%	+2	
	Civil Violation	CI	2	▲	-	+2	
	Emancipation	EP	2	▲	-	+2	
	Show Cause	SC	2	▼	-71.4%	-5	
	Family Abuse - Protective Order	FP	0	▼	-100.0%	-4	
	Juvenile Support	JS	0	▼	-100.0%	-1	
	Qualified Residential Treatment	QR	0	▼	-100.0%	-1	
	Terminate Parental Rights	TP	0	▼	-100.0%	-7	
	Voluntary Continuing Services and Support Agree	VA	0	▼	-100.0%	-1	
	Total			<b>735</b>	▲	<b>11.2%</b>	<b>+74</b>
	<b>GRAND TOTAL</b>			<b>1,555</b>	▲	<b>4.5%</b>	<b>+67</b>

\* Compared to same time period as previous year

\*\* Case Type Categories are defined in the 2017 Virginia Judicial Workload Assessment

The data reported reflect the case management system. The case types reported may not necessitate judicial involvement.

**Dispositions by Major Case Category\*\***

Category	Summary	Change	% Change	Absolute Change
Adult Criminal	397	▲	-0.3%	-1
Child Dependency	98	▲	+69.0%	+40
Child in Need of Services/Supervision	34	▼	-12.8%	-5
Custody and Visitation	400	▲	+4.7%	+18
Delinquency	59	▲	+51.3%	+20
Juvenile Miscellaneous	55	▲	+61.8%	+21
New to Workload Study	2	▲	-	+2
Other	185	▼	-10.6%	-22
Protective Orders	95	▼	-5.9%	-6
Support	189	▲	-6.4%	-13
Traffic	41	▲	+46.4%	+13
<b>GRAND TOTAL</b>	<b>1,555</b>	▲	4.5%	+67

\* Compared to same time period as previous year  
 \*\* Case Type Categories are defined in the 2017 Virginia Judicial Workload Assessment  
 The data reported reflect the case management system. The case types reported may not necessitate judicial involvement.  
 12/11/2024 1:40:35PM Source: SCV-SQL-Information



2024 Overall GRAND TOTAL		Distribution of Caseload		Change*		Percentage (%) of Caseload			
<b>3,898</b>	-528 -11.9%	<b>Adult</b>	1,783	46%	-12.3% ▼	-250	<b>Adult</b>	45.9%	45.7%
2024		<b>Juvenile</b>	2,115	54%	-11.6% ▼	-278	<b>Juvenile</b>	54.1%	54.3%
2023		<b>GRAND TOTAL</b>	<b>3,898</b>	100%	-11.9% ▼	-528	<b>GRAND TOTAL</b>	100%	100%

Dispositions by Division & Code

Division	Case Type Description	Code	Summary	Change	% Change	Absolute Change	
<b>Adult</b>	Show Cause	SC	362	▲	+14.9%	+47	
	Misdemeanor	CM	332	▼	-17.4%	-70	
	Civil Support	VS	308	▼	-16.8%	-62	
	Other	OT	251	▲	-6.3%	-17	
	Family Abuse - Protective Order	FP	165	▼	-11.3%	-21	
	Capias	CA	130	▼	-1.5%	-2	
	Felony	CF	122	▼	-17.0%	-25	
	Remand Support	RS	52	▼	-66.5%	-103	
	Motion - Protective Order	MP	32	↔		-	
	Non-Family Abuse Protective Order	AP	25	▲	+108.3%	+13	
	Restricted License for Non-Support	SL	2	▼	-66.7%	-4	
	Violation of Protective Order	PV	2	▼	-75.0%	-6	
	Total			<b>1,783</b>	▼	<b>-12.3%</b>	<b>-250</b>
	<b>Juvenile</b>	Custody Visitation	CV	1,150	▲	+8.7%	+92
Misdemeanor		DM	187	▼	-0.5%	-1	
Traffic		T	105	▼	-13.2%	-16	
Abuse and Neglect		AN	101	▲	+53.0%	+35	
Remand Visitation		RV	80	▼	-66.0%	-155	
Foster Care Review		FC	79	▼	-28.2%	-31	
Remand Custody		RC	79	▼	-66.2%	-155	
Truancy		TR	51	▲	+59.4%	+19	
Felony		DF	31	▼	-42.6%	-23	
Permanency Planning		PH	31	▼	-13.9%	-5	
Temporary Detention Order		TD	31	▲	+14.8%	+4	
Emergency Custody Order		EC	29	▼	-9.4%	-3	
Motion - Protective Order		MP	24	▼	-45.5%	-20	
Child In Need of Services		CS	22	▼	-8.3%	-2	
Initial Foster Care		IF	21	▼	-19.2%	-5	
Terminate Parental Rights		TP	18	▼	-25.0%	-6	
Voluntary Continuing Services and Support Agreen		VA	17	▲	+54.5%	+6	
Paternity		PT	14	▼	-12.5%	-2	
Status		ST	11	▼	-15.4%	-2	
Non-Family Abuse Protective Order		AP	7	▼	-50.0%	-7	
Show Cause		SC	6	▲	+20.0%	+1	
Civil Violation		CI	5	▼	-16.7%	-1	
Family Abuse - Protective Order		FP	4	▲	-	+4	
Special Immigrant Juvenile Status		SI	4	▼	-33.3%	-2	
Other		OT	2	▲	-33.3%	-1	
Relief of Custody		CR	2	↔		-	
Restoration of Parental Rights		RR	2	▲	-	+2	
Capias		CA	1	↔		-	
Emancipation		EP	1	↔		-	
Qualified Residential Treatment		QR	0	▼	-100.0%	-4	
Total			<b>2,115</b>	▼	<b>-11.6%</b>	<b>-278</b>	
<b>GRAND TOTAL</b>			<b>3,898</b>	▼	<b>-11.9%</b>	<b>-528</b>	

\* Compared to same time period as previous year

\*\* Case Type Categories are defined in the 2017 Virginia Judicial Workload Assessment

The data reported reflect the case management system. The case types reported may not necessitate judicial involvement.

Dispositions by Major Case Category\*\*

Category	Summary	Change	% Change	Absolute Change
Adult Criminal	740	▼	-15.6%	-137
Child Dependency	269	▼	-3.6%	-10
Child in Need of Services/Supervision	73	▲	+30.4%	+17
Custody and Visitation	1,164	▼	+8.4%	+90
Delinquency	225	▼	-9.3%	-23
Juvenile Miscellaneous	13	▲	-7.1%	-1
New to Workload Study	9	▼	-25.0%	-3
Other	525	▲	-45.0%	-429
Protective Orders	257	▲	-10.8%	-31
Support	518	▼	+3.0%	+15
Traffic	105	▼	-13.2%	-16
<b>GRAND TOTAL</b>	<b>3,898</b>	▼	-11.9%	-528

\* Compared to same time period as previous year

\*\* Case Type Categories are defined in the 2017 Virginia Judicial Workload Assessment

The data reported reflect the case management system. The case types reported may not necessitate judicial involvement.

2024 Overall GRAND TOTAL		Distribution of Caseload		Change*		Percentage (%) of Caseload			
<b>216</b>	-1 -0.5%	<b>Adult</b>	109	50%	36.3% ▲	+29	<b>Adult</b>	36.9%	50.5%
2024		<b>Juvenile</b>	107	50%	-21.9% ▼	-30	<b>Juvenile</b>	63.1%	49.5%
2023		<b>GRAND TOTAL</b>	<b>216</b>	100%	-0.5% ▼	-1	<b>GRAND TOTAL</b>	100%	100%

Dispositions by Division & Code

Division	Case Type Description	Code	Summary	Change	% Change	Absolute Change
<b>Adult</b>	Felony	CF	24	▲	+200.0%	+16
	Misdemeanor	CM	22	▼	-24.1%	-7
	Civil Support	VS	20	▲	+25.0%	+4
	Other	OT	17	▲	+70.0%	+7
	Show Cause	SC	10	▲	+66.7%	+4
	Family Abuse - Protective Order	FP	9	▲	+125.0%	+5
	Capias	CA	3	▲	+50.0%	+1
	Motion - Protective Order	MP	2	▲	+100.0%	+1
	Remand Support	RS	2	▼	-50.0%	-2
		<b>Total</b>		<b>109</b>	▲	<b>36.3%</b>
<b>Juvenile</b>	Custody Visitation	CV	66	▼	-2.9%	-2
	Traffic	T	17	▼	-39.3%	-11
	Misdemeanor	DM	8	↔		-
	Abuse and Neglect	AN	7	▲	+133.3%	+4
	Civil Violation	CI	3	▲	+200.0%	+2
	Child In Need of Services	CS	2	▲	-	+2
	Emergency Custody Order	EC	1	▼	-50.0%	-1
	Felony	DF	1	↔		-
	Motion - Protective Order	MP	1	▲	-	+1
	Other	OT	1	▲	-	+1
	Non-Family Abuse Protective Order	AP	0	▼	-100.0%	-5
	Paternity	PT	0	▼	-100.0%	-1
	Remand Custody	RC	0	▼	-100.0%	-10
	Remand Visitation	RV	0	▼	-100.0%	-4
	Status	ST	0	▼	-100.0%	-4
	Truancy	TR	0	▼	-100.0%	-2
	<b>Total</b>		<b>107</b>	▼	<b>-21.9%</b>	<b>-30</b>
<b>GRAND TOTAL</b>			<b>216</b>	▼	-0.5%	-1

Dispositions by Major Case Category\*\*

Category	Summary	Change	% Change	Absolute Change
Adult Criminal	53	▲	+32.5%	+13
Child Dependency	7	▲	+133.3%	+4
Child in Need of Services/Supervision	2	▲		0
Custody and Visitation	66	▼	-4.3%	-3
Delinquency	9	↔		0
Juvenile Miscellaneous	0	▼	-100.0%	-4
New to Workload Study	3	▲	+200.0%	+2
Other	21	▲	-30.0%	-9
Protective Orders	12	▲	+20.0%	+2
Support	26	▲	+23.8%	+5
Traffic	17	▼	-39.3%	-11
<b>GRAND TOTAL</b>	<b>216</b>	▼	-0.5%	-1

\* Compared to same time period as previous year

\*\* Case Type Categories are defined in the 2017 Virginia Judicial Workload Assessment

The data reported reflect the case management system. The case types reported may not necessitate judicial involvement.

2024 Overall GRAND TOTAL		Distribution of Caseload			Change*		Percentage (%) of Caseload		
	<b>1,215</b>	<b>Adult</b>	593	49%	-5.4% ▼	-34	<b>Adult</b>	51.9%	48.8%
		<b>Juvenile</b>	622	51%	7.1% ▲	+41	<b>Juvenile</b>	48.1%	51.2%
		<b>GRAND TOTAL</b>	<b>1,215</b>	100%	0.6% ▲	+7	<b>GRAND TOTAL</b>	100%	100%

Dispositions by Division & Code

Division	Case Type Description	Code	Summary	Change	% Change	Absolute Change
<b>Adult</b>	Misdemeanor	CM	146	▲	+12.3%	+16
	Other	OT	125	▼	+4.2%	+5
	Civil Support	VS	119	▼	-13.1%	-18
	Show Cause	SC	62	▼	-32.6%	-30
	Family Abuse - Protective Order	FP	41	▼	-2.4%	-1
	Felony	CF	35	▼	-32.7%	-17
	Remand Support	RS	30	▲	+130.8%	+17
	Motion - Protective Order	MP	15	▼	-16.7%	-3
	Non-Family Abuse Protective Order	AP	11	▲	+83.3%	+5
	Capias	CA	8	▼	-46.7%	-7
	Protective Order	PC	1	▲	-	+1
	Criminal Support	CS	0	▼	-100.0%	-2
		<b>Total</b>		<b>593</b>	▼	<b>-5.4%</b>
<b>Juvenile</b>	Custody Visitation	CV	260	▼	-9.1%	-26
	Traffic	T	74	▼	-16.9%	-15
	Remand Custody	RC	66	▲	+187.0%	+43
	Misdemeanor	DM	56	▼	-18.8%	-13
	Remand Visitation	RV	56	▲	+273.3%	+41
	Abuse and Neglect	AN	21	▲	+31.3%	+5
	Child In Need of Services	CS	14	▲	+133.3%	+8
	Civil Violation	CI	14	▼	-17.6%	-3
	Felony	DF	11	▼	-52.2%	-12
	Permanency Planning	PH	8	▲	+33.3%	+2
	Emergency Custody Order	EC	7	▲	+250.0%	+5
	Motion - Protective Order	MP	6	▲	+200.0%	+4
	Truancy	TR	6	▲	+100.0%	+3
	Status	ST	4	▲	+100.0%	+2
	Family Abuse - Protective Order	FP	3	▲	-	+3
	Foster Care Review	FC	3	▼	-40.0%	-2
	Temporary Detention Order	TD	3	▲	+200.0%	+2
	Initial Foster Care	IF	2	▲	-	+2
	Mental Commitment	MC	2	↔	-	-
	Restoration of Parental Rights	RR	2	▲	-	+2
	Relief of Custody	CR	1	▲	-	+1
	Show Cause	SC	1	▼	-83.3%	-5
	Terminate Parental Rights	TP	1	↔	-	-
	Voluntary Continuing Services and Support Agree	VA	1	▲	-	+1
	Non-Family Abuse Protective Order	AP	0	▼	-100.0%	-3
	Paternity	PT	0	▼	-100.0%	-3
	Special Immigrant Juvenile Status	SI	0	▼	-100.0%	-1
		<b>Total</b>		<b>622</b>	▲	<b>7.1%</b>
<b>GRAND TOTAL</b>			<b>1,215</b>	▲	<b>0.6%</b>	<b>+7</b>

Dispositions by Major Case Category\*\*

Category	Summary	Change	% Change	Absolute Change
Adult Criminal	216	▲	-6.5%	-15
Child Dependency	37	▲	+32.1%	+9

\* Compared to same time period as previous year  
 \*\* Case Type Categories are defined in the 2017 Virginia Judicial Workload Assessment  
 The data reported reflect the case management system. The case types reported may not necessitate judicial involvement.

**CPSS - JCMS CASELOAD STATISTICS OF THE JUVENILE & DOMESTIC RELATIONS DISTRICT COURTS**  
 January 2024 thru November 2024 Dispositions (Compared to January 2023 thru November 2023)

Child in Need of Services/Supervision	20	▲	+122.2%	+11
Custody and Visitation	260	▼	-10.0%	-29
Delinquency	68	▼	-30.6%	-30
Juvenile Miscellaneous	4	▲	+100.0%	+2
New to Workload Study	14	▼	-22.2%	-4
Other	291	▲	+65.3%	+115
Protective Orders	76	▲	+7.0%	+5
Support	155	▼	-21.3%	-42
Traffic	74	▼	-16.9%	-15
<b>GRAND TOTAL</b>	<b>1,215</b>	<b>▲</b>	<b>0.6%</b>	<b>+7</b>

\* Compared to same time period as previous year

\*\* Case Type Categories are defined in the 2017 Virginia Judicial Workload Assessment

The data reported reflect the case management system. The case types reported may not necessitate judicial involvement.

2024 Overall GRAND TOTAL		Distribution of Caseload		Change*		Percentage (%) of Caseload			
<b>482</b> 	+56	<b>Adult</b>	250	52%	16.3% ▲	+35	<b>Adult</b>	50.5%	51.9%
	13.1%	<b>Juvenile</b>	232	48%	10.0% ▲	+21	<b>Juvenile</b>	49.5%	48.1%
<b>GRAND TOTAL</b>		<b>482</b>	100%	13.1% ▲	+56	<b>GRAND TOTAL</b>		100%	100%

**Dispositions by Division & Code**

Division	Case Type Description	Code	Summary	Change	% Change	Absolute Change
<b>Adult</b>	Civil Support	VS	58	▲	+65.7%	+23
	Misdemeanor	CM	57	▲	+1.8%	+1
	Other	OT	45	▼	-22.4%	-13
	Show Cause	SC	39	▲	+200.0%	+26
	Family Abuse - Protective Order	FP	22	▲	+22.2%	+4
	Felony	CF	18	▼	-18.2%	-4
	Capias	CA	5	▲	+25.0%	+1
	Motion - Protective Order	MP	3	▼	-25.0%	-1
	Remand Support	RS	3	▲	+50.0%	+1
	Non-Family Abuse Protective Order	AP	0	▼	-100.0%	-3
<b>Total</b>			<b>250</b>	<b>▲</b>	<b>16.3%</b>	<b>+35</b>
<b>Juvenile</b>	Custody Visitation	CV	112	▲	+5.7%	+6
	Permanency Planning	PH	18	▲	+260.0%	+13
	Truancy	TR	15	▲	+66.7%	+6
	Abuse and Neglect	AN	13	▼	-13.3%	-2
	Misdemeanor	DM	13	▼	-50.0%	-13
	Initial Foster Care	IF	9	▼	-10.0%	-1
	Foster Care Review	FC	8	▼	-20.0%	-2
	Motion - Protective Order	MP	8	▲	+300.0%	+6
	Remand Custody	RC	7	▲	+250.0%	+5
	Child In Need of Services	CS	5	▲	+400.0%	+4
	Traffic	T	4	▼	-33.3%	-2
	Civil Violation	CI	3	▼	-50.0%	-3
	Remand Visitation	RV	3	▲	+200.0%	+2
	Status	ST	3	▲	-	-
	Felony	DF	2	▼	-50.0%	-2
	Non-Family Abuse Protective Order	AP	2	▲	-	+2
	Temporary Detention Order	TD	2	▲	-	+2
	Child at Risk	RI	1	▲	-	+1
	Emancipation	EP	1	▲	-	+1
	Emergency Custody Order	EC	1	▲	-	+1
	Show Cause	SC	1	▲	-	+1
	Voluntary Continuing Services and Support Agreem	VA	1	▼	-50.0%	-1
	Other	OT	0	▼	-100.0%	-1
Paternity	PT	0	▼	-100.0%	-2	
<b>Total</b>			<b>232</b>	<b>▲</b>	<b>10.0%</b>	<b>+21</b>
<b>GRAND TOTAL</b>			<b>482</b>	<b>▲</b>	<b>13.1%</b>	<b>+56</b>

**Dispositions by Major Case Category\*\***

Category	Summary	Change	% Change	Absolute Change
Adult Criminal	91	▲	+7.1%	+6
Child Dependency	50	▲	+19.0%	+8
Child in Need of Services/Supervision	21	▲	+110.0%	+11
Custody and Visitation	112	▼	+3.7%	+4
Delinquency	15	▼	-50.0%	-15
Juvenile Miscellaneous	4	▲	+33.3%	+1

\* Compared to same time period as previous year  
 \*\* Case Type Categories are defined in the 2017 Virginia Judicial Workload Assessment  
 The data reported reflect the case management system. The case types reported may not necessitate judicial involvement.

**CPSS - JCMS CASELOAD STATISTICS OF THE JUVENILE & DOMESTIC RELATIONS DISTRICT COURTS**  
 January 2024 thru November 2024 Dispositions (Compared to January 2023 thru November 2023)

**Buena Vista**

District: 25 FIPS: 530

New to Workload Study	3	▼	-50.0%	-3
Other	61	▲	-4.7%	-3
Protective Orders	35	▲	+29.6%	+8
Support	86	▲	+91.1%	+41
Traffic	4	▼	-33.3%	-2
<b>GRAND TOTAL</b>	<b>482</b>	▲	13.1%	+56

\* Compared to same time period as previous year

\*\* Case Type Categories are defined in the 2017 Virginia Judicial Workload Assessment

The data reported reflect the case management system. The case types reported may not necessitate judicial involvement.

2024 Overall GRAND TOTAL		Distribution of Caseload			Change*		Percentage (%) of Caseload		
<b>218</b>	-24 -9.9%	<b>Adult</b>	126	58%	23.5% ▲	+24	<b>Adult</b>	42.1%	57.8%
2024		<b>Juvenile</b>	92	42%	-34.3% ▼	-48	<b>Juvenile</b>	57.9%	42.2%
2023		<b>GRAND TOTAL</b>	<b>218</b>	100%	-9.9% ▼	-24	<b>GRAND TOTAL</b>	100%	100%

Dispositions by Division & Code

Division	Case Type Description	Code	Summary	Change	% Change	Absolute Change
<b>Adult</b>	Civil Support	VS	30	▲	+42.9%	+9
	Misdemeanor	CM	30	▲	+42.9%	+9
	Show Cause	SC	20	▲	+11.1%	+2
	Other	OT	18	▲	-21.7%	-5
	Felony	CF	13	▲	+550.0%	+11
	Family Abuse - Protective Order	FP	7	↔		-
	Motion - Protective Order	MP	4	↔		-
	Non-Family Abuse Protective Order	AP	2	▲	+100.0%	+1
	Remand Support	RS	1	↔		-
	Violation Family Abuse Protective Order	PS	1	▲	-	+1
	Capias	CA	0	▼	-100.0%	-4
	<b>Total</b>		<b>126</b>	<b>▲</b>	<b>23.5%</b>	<b>+24</b>
<b>Juvenile</b>	Custody Visitation	CV	27	▼	-70.7%	-65
	Traffic	T	11	▲	+175.0%	+7
	Foster Care Review	FC	8	▲	+166.7%	+5
	Abuse and Neglect	AN	7	▲	+250.0%	+5
	Remand Custody	RC	7	▲	-	+7
	Initial Foster Care	IF	6	▲	+500.0%	+5
	Remand Visitation	RV	5	▲	-	+5
	Misdemeanor	DM	4	▼	-20.0%	-1
	Permanency Planning	PH	4	▼	-20.0%	-1
	Truancy	TR	3	▼	-25.0%	-1
	Motion - Protective Order	MP	2	▼	-33.3%	-1
	Temporary Detention Order	TD	2	▲	-	+2
	Felony	DF	1	▼	-66.7%	-2
	Non-Family Abuse Protective Order	AP	1	▲	-	+1
	Show Cause	SC	1	▼	-50.0%	-1
	Status	ST	1	▲	-	+1
	Terminate Parental Rights	TP	1	▼	-92.3%	-12
	Voluntary Continuing Services and Support Agreem	VA	1	↔		-
	Entrustment	ET	0	▼	-100.0%	-1
	Qualified Residential Treatment	QR	0	▼	-100.0%	-1
	<b>Total</b>		<b>92</b>	<b>▼</b>	<b>-34.3%</b>	<b>-48</b>
<b>GRAND TOTAL</b>			<b>218</b>	<b>▼</b>	<b>-9.9%</b>	<b>-24</b>

Dispositions by Major Case Category\*\*

Category	Summary	Change	% Change	Absolute Change
Adult Criminal	54	▲	+28.6%	+12
Child Dependency	27	▲		0
Child in Need of Services/Supervision	3	▼	-25.0%	-1
Custody and Visitation	27	▼	-70.7%	-65
Delinquency	6	▼	-40.0%	-4
Juvenile Miscellaneous	1	▲	-	+1
Other	33	▲	+37.5%	+9
Protective Orders	16	▲	+6.7%	+1
Support	40	▲	+66.7%	+16

\* Compared to same time period as previous year

\*\* Case Type Categories are defined in the 2017 Virginia Judicial Workload Assessment

The data reported reflect the case management system. The case types reported may not necessitate judicial involvement.



**CPSS - JCMS CASELOAD STATISTICS OF THE JUVENILE & DOMESTIC RELATIONS DISTRICT COURTS**  
 January 2024 thru November 2024 Dispositions (Compared to January 2023 thru November 2023)

**Craig**

District: 25 FIPS: 045

Traffic	11	▲	+175.0%	+7
<b>GRAND TOTAL</b>	<b>218</b>	▼	-9.9%	-24

\* Compared to same time period as previous year  
 \*\* Case Type Categories are defined in the 2017 Virginia Judicial Workload Assessment  
 The data reported reflect the case management system. The case types reported may not necessitate judicial involvement.

2024 Overall GRAND TOTAL		Distribution of Caseload		Change*		Percentage (%) of Caseload			
<b>85</b>	-5 -5.6%	<b>Adult</b>	41 48%	-14.6%	▼	-7	<b>Adult</b>	53.3%	48.2%
2024		<b>Juvenile</b>	44 52%	4.8%	▲	+2	<b>Juvenile</b>	46.7%	51.8%
2023		<b>GRAND TOTAL</b>	<b>85</b> 100%	-5.6%	▼	-5	<b>GRAND TOTAL</b>	100%	100%

Dispositions by Division & Code

Division	Case Type Description	Code	Summary	Change	% Change	Absolute Change
<b>Adult</b>	Misdemeanor	CM	13	▼	-43.5%	-10
	Felony	CF	9	▲	+200.0%	+6
	Non-Family Abuse Protective Order	AP	5	▲	+400.0%	+4
	Other	OT	4	▲	-33.3%	-2
	Show Cause	SC	4	▲	+100.0%	+2
	Capias	CA	2	▼	-50.0%	-2
	Civil Support	VS	2	▼	-50.0%	-2
	Remand Support	RS	2	▲	-	+2
	Family Abuse - Protective Order	FP	0	▼	-100.0%	-5
	<b>Total</b>		<b>41</b>	▼	<b>-14.6%</b>	<b>-7</b>
<b>Juvenile</b>	Custody Visitation	CV	15	▼	-40.0%	-10
	Traffic	T	14	▲	+250.0%	+10
	Misdemeanor	DM	4	▼	-33.3%	-2
	Remand Custody	RC	4	▲	-	+4
	Remand Visitation	RV	4	▲	-	+4
	Paternity	PT	3	▲	-	+3
	Abuse and Neglect	AN	0	▼	-100.0%	-5
	Foster Care Review	FC	0	▼	-100.0%	-1
	Initial Foster Care	IF	0	▼	-100.0%	-1
	<b>Total</b>		<b>44</b>	▲	<b>4.8%</b>	<b>+2</b>
	<b>GRAND TOTAL</b>		<b>85</b>	▼	<b>-5.6%</b>	<b>-5</b>

Dispositions by Major Case Category\*\*

Category	Summary	Change	% Change	Absolute Change		
Adult Criminal	24	▲	-20.0%	-6		
Child Dependency	0	▼	-100.0%	-7		
Custody and Visitation	18	▲	-28.0%	-7		
Delinquency	4	▼	-33.3%	-2		
Other	14	▲	+133.3%	+8		
Protective Orders	5	▲	-16.7%	-1		
Support	6	▲	-	0		
Traffic	14	▲	+250.0%	+10		
	<b>GRAND TOTAL</b>		<b>85</b>	▼	<b>-5.6%</b>	<b>-5</b>

\* Compared to same time period as previous year

\*\* Case Type Categories are defined in the 2017 Virginia Judicial Workload Assessment

The data reported reflect the case management system. The case types reported may not necessitate judicial involvement.

2024 Overall GRAND TOTAL		Distribution of Caseload			Change*		Percentage (%) of Caseload		
<b>1,262</b> +39 3.2% 	2024 2023	<b>Adult</b>	668	53%	10.0% ▲	+61	<b>Adult</b>	49.6%	52.9%
		<b>Juvenile</b>	594	47%	-3.6% ▼	-22	<b>Juvenile</b>	50.4%	47.1%
<b>GRAND TOTAL</b>		<b>1,262</b>	100%	3.2% ▲	+39	<b>GRAND TOTAL</b>	100%	100%	

Dispositions by Division & Code

Division	Case Type Description	Code	Summary	Change	% Change	Absolute Change	
<b>Adult</b>	Misdemeanor	CM	157	▲	+14.6%	+20	
	Civil Support	VS	129	▲	+15.2%	+17	
	Other	OT	110	▲	-8.3%	-10	
	Show Cause	SC	93	▲	+13.4%	+11	
	Felony	CF	72	▲	+38.5%	+20	
	Family Abuse - Protective Order	FP	54	▲	+3.8%	+2	
	Capias	CA	19	▼	-32.1%	-9	
	Motion - Protective Order	MP	13	▲	+18.2%	+2	
	Non-Family Abuse Protective Order	AP	13	▲	+333.3%	+10	
	Violation of Protective Order	PV	4	▲	+300.0%	+3	
	Remand Support	RS	2	▼	-75.0%	-6	
	Violation Family Abuse Protective Order	PS	2	▲	+100.0%	+1	
	Total			<b>668</b>	▲	<b>10.0%</b>	<b>+61</b>
<b>Juvenile</b>	Custody Visitation	CV	329	▼	-8.1%	-29	
	Misdemeanor	DM	71	▲	+29.1%	+16	
	Traffic	T	39	▲	+85.7%	+18	
	Truancy	TR	28	▲	+27.3%	+6	
	Abuse and Neglect	AN	20	▼	-31.0%	-9	
	Motion - Protective Order	MP	15	▲	+50.0%	+5	
	Felony	DF	14	▼	-44.0%	-11	
	Show Cause	SC	12	▲	+100.0%	+6	
	Permanency Planning	PH	11	▲	+10.0%	+1	
	Status	ST	10	▲	+66.7%	+4	
	Paternity	PT	8	▼	-27.3%	-3	
	Initial Foster Care	IF	7	▼	-12.5%	-1	
	Child In Need of Services	CS	6	▲	+50.0%	+2	
	Foster Care Review	FC	6	▲	+20.0%	+1	
	Civil Violation	CI	4	▼	-33.3%	-2	
	Emergency Custody Order	EC	3	▲	-	+3	
	Non-Family Abuse Protective Order	AP	3	▼	-62.5%	-5	
	Relief of Custody	CR	3	▼	-62.5%	-5	
	Temporary Detention Order	TD	3	▼	-25.0%	-1	
	Family Abuse - Protective Order	FP	1	▲	-	+1	
	Other	OT	1	▲	-	+1	
	Child at Risk	RI	0	▼	-100.0%	-1	
	Emancipation	EP	0	▼	-100.0%	-1	
	Qualified Residential Treatment	QR	0	▼	-100.0%	-2	
	Remand Custody	RC	0	▼	-100.0%	-7	
	Remand Visitation	RV	0	▼	-100.0%	-7	
	Special Immigrant Juvenile Status	SI	0	▼	-100.0%	-1	
	Voluntary Continuing Services and Support Agreem	VA	0	▼	-100.0%	-1	
	Total			<b>594</b>	▼	<b>-3.6%</b>	<b>-22</b>
	<b>GRAND TOTAL</b>			<b>1,262</b>	▲	<b>3.2%</b>	<b>+39</b>

\* Compared to same time period as previous year

\*\* Case Type Categories are defined in the 2017 Virginia Judicial Workload Assessment

The data reported reflect the case management system. The case types reported may not necessitate judicial involvement.

Dispositions by Major Case Category\*\*

Category	Summary	Change	% Change	Absolute Change
Adult Criminal	305	▲	+13.4%	+36
Child Dependency	47	▼	-26.6%	-17
Child in Need of Services/Supervision	35	▲	+34.6%	+9
Custody and Visitation	337	▼	-8.7%	-32
Delinquency	96	▲	+11.6%	+10
Juvenile Miscellaneous	10	▼	+42.9%	+3
New to Workload Study	4	▼	-42.9%	-3
Other	119	▲	-18.5%	-27
Protective Orders	99	▲	+17.9%	+15
Support	171	▲	+18.8%	+27
Traffic	39	▲	+85.7%	+18
<b>GRAND TOTAL</b>	<b>1,262</b>	▲	3.2%	+39

\* Compared to same time period as previous year

\*\* Case Type Categories are defined in the 2017 Virginia Judicial Workload Assessment

The data reported reflect the case management system. The case types reported may not necessitate judicial involvement.

2024 Overall GRAND TOTAL		Distribution of Caseload		Change*		Percentage (%) of Caseload			
<b>1,909</b>	-165 -8.0%	<b>Adult</b>	1,100	58%	-3.3% ▼	-38	<b>Adult</b>	54.9%	57.6%
2024		<b>Juvenile</b>	809	42%	-13.6% ▼	-127	<b>Juvenile</b>	45.1%	42.4%
2023		<b>GRAND TOTAL</b>	<b>1,909</b>	100%	-8.0% ▼	-165	<b>GRAND TOTAL</b>	100%	100%

Dispositions by Division & Code

Division	Case Type Description	Code	Summary	Change	% Change	Absolute Change
<b>Adult</b>	Show Cause	SC	241	▲	+74.6%	+103
	Misdemeanor	CM	220	▼	-12.7%	-32
	Felony	CF	185	▼	-22.9%	-55
	Civil Support	VS	142	▼	-8.4%	-13
	Other	OT	106	▼	-26.9%	-39
	Capias	CA	86	▲	+11.7%	+9
	Family Abuse - Protective Order	FP	83	▼	-6.7%	-6
	Remand Support	RS	13	▼	-13.3%	-2
	Motion - Protective Order	MP	10	▼	-50.0%	-10
	Violation of Protective Order	PV	7	▲	+133.3%	+4
	Non-Family Abuse Protective Order	AP	4	▲	+100.0%	+2
	Restricted License for Non-Support	SL	3	▲	+200.0%	+2
	Criminal Support	CS	0	▼	-100.0%	-1
	<b>Total</b>		<b>1,100</b>	▼	<b>-3.3%</b>	<b>-38</b>
<b>Juvenile</b>	Custody Visitation	CV	369	▼	-25.8%	-128
	Abuse and Neglect	AN	83	▲	+97.6%	+41
	Misdemeanor	DM	57	▲	+5.6%	+3
	Foster Care Review	FC	49	▲	+16.7%	+7
	Mental Commitment	MC	45	▼	-29.7%	-19
	Traffic	T	30	▼	-40.0%	-20
	Initial Foster Care	IF	26	▲	+136.4%	+15
	Permanency Planning	PH	19	▲	+18.8%	+3
	Remand Custody	RC	16	▼	-15.8%	-3
	Remand Visitation	RV	16	▼	-5.9%	-1
	Motion - Protective Order	MP	14	▲	+27.3%	+3
	Felony	DF	13	▼	-58.1%	-18
	Temporary Detention Order	TD	13	▼	-13.3%	-2
	Terminate Parental Rights	TP	12	↔		-
	Child In Need of Services	CS	11	▲	+83.3%	+5
	Paternity	PT	11	▲	+10.0%	+1
	Emergency Custody Order	EC	6	↔		-
	Non-Family Abuse Protective Order	AP	6	▲	+20.0%	+1
	Special Immigrant Juvenile Status	SI	4	▼	-20.0%	-1
	Truancy	TR	4	▼	-66.7%	-8
	Show Cause	SC	2	▲	-	+2
	Status	ST	2	▼	-60.0%	-3
	Voluntary Continuing Services and Support Agree	VA	1	▼	-66.7%	-2
	Civil Violation	CI	0	▼	-100.0%	-3
		<b>Total</b>		<b>809</b>	▼	<b>-13.6%</b>
	<b>GRAND TOTAL</b>		<b>1,909</b>	▼	<b>-8.0%</b>	<b>-165</b>

Dispositions by Major Case Category\*\*

Category	Summary	Change	% Change	Absolute Change
Adult Criminal	618	▲	-5.5%	-36
Child Dependency	190	▲	+50.8%	+64
Child in Need of Services/Supervision	15	▲	-16.7%	-3
Custody and Visitation	380	▼	-25.0%	-127

\* Compared to same time period as previous year  
 \*\* Case Type Categories are defined in the 2017 Virginia Judicial Workload Assessment  
 The data reported reflect the case management system. The case types reported may not necessitate judicial involvement.

**CPSS - JCMS CASELOAD STATISTICS OF THE JUVENILE & DOMESTIC RELATIONS DISTRICT COURTS**  
 January 2024 thru November 2024 Dispositions (Compared to January 2023 thru November 2023)

**Staunton**

District: 25 FIPS: 790

Delinquency	72	▲	-15.3%	-13
Juvenile Miscellaneous	2	▼	-60.0%	-3
New to Workload Study	4	▼	-50.0%	-4
Other	215	▼	-23.5%	-66
Protective Orders	117	▲	-7.9%	-10
Support	266	▲	+24.9%	+53
Traffic	30	▼	-40.0%	-20
<b>GRAND TOTAL</b>	<b>1,909</b>	▼	-8.0%	-165

\* Compared to same time period as previous year

\*\* Case Type Categories are defined in the 2017 Virginia Judicial Workload Assessment

The data reported reflect the case management system. The case types reported may not necessitate judicial involvement.

2024 Overall GRAND TOTAL		Distribution of Caseload		Change*		Percentage (%) of Caseload			
<b>1,902</b>	+20 1.1%	<b>Adult</b>	1,024	54%	8.0% ▲	+76	<b>Adult</b>	50.4%	53.8%
2024		<b>Juvenile</b>	878	46%	-6.0% ▼	-56	<b>Juvenile</b>	49.6%	46.2%
2023		<b>GRAND TOTAL</b>	<b>1,902</b>	100%	1.1% ▲	+20	<b>GRAND TOTAL</b>	100%	100%

**Dispositions by Division & Code**

Division	Case Type Description	Code	Summary	Change	% Change	Absolute Change
<b>Adult</b>	Show Cause	SC	231	▲	+27.6%	+50
	Civil Support	VS	223	▲	+14.9%	+29
	Misdemeanor	CM	134	▼	-25.6%	-46
	Other	OT	133	▼	-8.3%	-12
	Capias	CA	115	▲	+47.4%	+37
	Felony	CF	72	▲	+14.3%	+9
	Family Abuse - Protective Order	FP	70	▲	+6.1%	+4
	Remand Support	RS	17	▲	+41.7%	+5
	Motion - Protective Order	MP	12	▼	-50.0%	-12
	Non-Family Abuse Protective Order	AP	11	▲	+450.0%	+9
	Restricted License for Non-Support	SL	5	▲	+66.7%	+2
	Violation of Protective Order	PV	1	▲	-	+1
		<b>Total</b>		<b>1,024</b>	▲	<b>8.0%</b>
<b>Juvenile</b>	Custody Visitation	CV	442	▼	-13.2%	-67
	Misdemeanor	DM	87	▲	+40.3%	+25
	Foster Care Review	FC	59	▲	+1.7%	+1
	Felony	DF	55	▲	+150.0%	+33
	Permanency Planning	PH	31	▼	-13.9%	-5
	Remand Custody	RC	28	▲	+33.3%	+7
	Remand Visitation	RV	28	▲	+33.3%	+7
	Temporary Detention Order	TD	23	▲	+64.3%	+9
	Abuse and Neglect	AN	18	▼	-47.1%	-16
	Traffic	T	18	▲	+12.5%	+2
	Truancy	TR	15	▼	-34.8%	-8
	Initial Foster Care	IF	14	▲	+7.7%	+1
	Terminate Parental Rights	TP	14	▼	-39.1%	-9
	Paternity	PT	9	▼	-30.8%	-4
	Child In Need of Services	CS	8	▼	-27.3%	-3
	Show Cause	SC	7	▼	+40.0%	+2
	Voluntary Continuing Services and Support Agree	VA	6	▲	+50.0%	+2
	Motion - Protective Order	MP	5	▼	-79.2%	-19
	Emergency Custody Order	EC	4	↔	-	-
	Non-Family Abuse Protective Order	AP	4	▼	-42.9%	-3
	Status	ST	3	▲	+200.0%	+2
	Child at Risk	RI	0	▼	-100.0%	-11
	Other	OT	0	▼	-100.0%	-2
	<b>Total</b>		<b>878</b>	▼	<b>-6.0%</b>	<b>-56</b>
	<b>GRAND TOTAL</b>		<b>1,902</b>	▲	<b>1.1%</b>	<b>+20</b>

**Dispositions by Major Case Category\*\***

Category	Summary	Change	% Change	Absolute Change
Adult Criminal	410	▲	-4.0%	-17
Child Dependency	142	▼	-20.7%	-37
Child in Need of Services/Supervision	23	▼	-34.3%	-12
Custody and Visitation	451	▼	-13.6%	-71
Delinquency	149	▲	+69.3%	+61
Juvenile Miscellaneous	3	▲	+200.0%	+2

\* Compared to same time period as previous year  
 \*\* Case Type Categories are defined in the 2017 Virginia Judicial Workload Assessment  
 The data reported reflect the case management system. The case types reported may not necessitate judicial involvement.

**CPSS - JCMS CASELOAD STATISTICS OF THE JUVENILE & DOMESTIC RELATIONS DISTRICT COURTS**  
 January 2024 thru November 2024 Dispositions (Compared to January 2023 thru November 2023)

**Waynesboro**

District: 25 FIPS: 820

Other	233	▲	+6.4%	+14
Protective Orders	102	▲	-17.1%	-21
Support	371	▲	+36.4%	+99
Traffic	18	▲	+12.5%	+2
<b>GRAND TOTAL</b>	<b>1,902</b>	▲	1.1%	+20

\* Compared to same time period as previous year

\*\* Case Type Categories are defined in the 2017 Virginia Judicial Workload Assessment

The data reported reflect the case management system. The case types reported may not necessitate judicial involvement.



2024 Overall GRAND TOTAL		Distribution of Caseload			Change*		Percentage (%) of Caseload		
<b>513</b> +81 18.8% 	2024 2023	<b>Adult</b>	211	41%	7.1% ▲	+14	<b>Adult</b>	45.6%	41.1%
		<b>Juvenile</b>	302	59%	28.5% ▲	+67	<b>Juvenile</b>	54.4%	58.9%
<b>GRAND TOTAL</b>		<b>513</b>	100%	18.8% ▲	+81	<b>GRAND TOTAL</b>	100%	100%	

Dispositions by Division & Code

Division	Case Type Description	Code	Summary	Change	% Change	Absolute Change
<b>Adult</b>	Show Cause	SC	52	▲	+10.6%	+5
	Civil Support	VS	41	▼	-12.8%	-6
	Misdemeanor	CM	41	▲	+24.2%	+8
	Other	OT	29	▼	-23.7%	-9
	Capias	CA	16	▲	+77.8%	+7
	Family Abuse - Protective Order	FP	11	▼	-8.3%	-1
	Remand Support	RS	8	▲	+100.0%	+4
	Felony	CF	5	↔		-
	Motion - Protective Order	MP	5	▲	+400.0%	+4
	Violation of Protective Order	PV	2	▲	-	+2
	Non-Family Abuse Protective Order	AP	1	↔		-
Total			<b>211</b>	▲	<b>7.1%</b>	<b>+14</b>
<b>Juvenile</b>	Custody Visitation	CV	134	↔		-
	Misdemeanor	DM	35	▲	+20.7%	+6
	Traffic	T	17	▲	+142.9%	+10
	Civil Violation	CI	15	▲	+50.0%	+5
	Remand Custody	RC	13	▲	+85.7%	+6
	Remand Visitation	RV	13	▲	+85.7%	+6
	Abuse and Neglect	AN	10	▲	+11.1%	+1
	Paternity	PT	9	▲	+28.6%	+2
	Foster Care Review	FC	7	▲	+133.3%	+4
	Permanency Planning	PH	7	▲	+133.3%	+4
	Status	ST	7	▲	-	+7
	Emergency Custody Order	EC	5	↔		-
	Motion - Protective Order	MP	5	▲	-	+5
	Show Cause	SC	4	▲	-	+4
	Temporary Detention Order	TD	4	↔		-
	Truancy	TR	4	▲	-	+4
	Felony	DF	3	▲	+200.0%	+2
	Initial Foster Care	IF	3	▲	+200.0%	+2
	Special Immigrant Juvenile Status	SI	2	↔		-
	Capias	CA	1	▲	-	+1
	Entrustment	ET	1	▲	-	+1
	Mental Commitment	MC	1	▲	-	+1
	Non-Family Abuse Protective Order	AP	1	▲	-	+1
	Other	OT	1	▲	-	+1
	Terminate Parental Rights	TP	0	▼	-100.0%	-6
	Total			<b>302</b>	▲	<b>28.5%</b>
<b>GRAND TOTAL</b>			<b>513</b>	▲	<b>18.8%</b>	<b>+81</b>

Dispositions by Major Case Category\*\*

Category	Summary	Change	% Change	Absolute Change
Adult Criminal	101	▲	+40.3%	+29
Child Dependency	28	▲	+27.3%	+6
Child in Need of Services/Supervision	4	▲	-	+4
Custody and Visitation	143	▲	+1.4%	+2
Delinquency	43	▲	+43.3%	+13

\* Compared to same time period as previous year  
 \*\* Case Type Categories are defined in the 2017 Virginia Judicial Workload Assessment  
 The data reported reflect the case management system. The case types reported may not necessitate judicial involvement.

**CPSS - JCMS CASELOAD STATISTICS OF THE JUVENILE & DOMESTIC RELATIONS DISTRICT COURTS**  
 January 2024 thru November 2024 Dispositions (Compared to January 2023 thru November 2023)

Juvenile Miscellaneous	7	▲	-	+7
New to Workload Study	17	▲	+41.7%	+5
Other	74	▲	+13.8%	+9
Protective Orders	23	▲	+64.3%	+9
Support	56	▲	-18.8%	-13
Traffic	17	▲	+142.9%	+10
<b>GRAND TOTAL</b>	<b>513</b>	▲	18.8%	+81

\* Compared to same time period as previous year

\*\* Case Type Categories are defined in the 2017 Virginia Judicial Workload Assessment

The data reported reflect the case management system. The case types reported may not necessitate judicial involvement.

2024 Overall GRAND TOTAL		Distribution of Caseload			Change*		Percentage (%) of Caseload		
<b>3,572</b>	-68 -1.9%	<b>Adult</b>	1,674	47%	4.2% ▲	+68	<b>Adult</b>	44.1%	46.9%
2024		<b>Juvenile</b>	1,898	53%	-6.7% ▼	-136	<b>Juvenile</b>	55.9%	53.1%
2023		<b>GRAND TOTAL</b>	<b>3,572</b>	100%	-1.9% ▼	-68	<b>GRAND TOTAL</b>	100%	100%

Dispositions by Division & Code

Division	Case Type Description	Code	Summary	Change	% Change	Absolute Change	
<b>Adult</b>	Misdemeanor	CM	377	▲	+18.2%	+58	
	Show Cause	SC	360	▲	+6.2%	+21	
	Civil Support	VS	319	▼	-13.6%	-50	
	Other	OT	222	▲	+7.8%	+16	
	Capias	CA	135	▲	+50.0%	+45	
	Family Abuse - Protective Order	FP	116	▼	-13.4%	-18	
	Felony	CF	64	▲	+1.6%	+1	
	Remand Support	RS	44	▼	-8.3%	-4	
	Violation of Protective Order	PV	14	▼	-6.7%	-1	
	Motion - Protective Order	MP	11	▲	+37.5%	+3	
	Non-Family Abuse Protective Order	AP	7	▲	+16.7%	+1	
	Protective Order	PC	4	▼	-42.9%	-3	
	Violation Family Abuse Protective Order	PS	1	↔	-	-	
	Bond Forfeiture	BF	0	▼	-100.0%	-1	
	<b>Total</b>		<b>1,674</b>	<b>▲</b>	<b>4.2%</b>	<b>+68</b>	
<b>Juvenile</b>	Custody Visitation	CV	1,133	▼	-10.3%	-130	
	Misdemeanor	DM	186	▲	+18.5%	+29	
	Traffic	T	114	▲	+37.3%	+31	
	Remand Visitation	RV	76	▼	-6.2%	-5	
	Remand Custody	RC	74	▼	-1.3%	-1	
	Felony	DF	47	▲	+46.9%	+15	
	Paternity	PT	38	↔	-	-	
	Foster Care Review	FC	30	▼	-9.1%	-3	
	Status	ST	29	▼	-6.5%	-2	
	Abuse and Neglect	AN	28	▼	-47.2%	-25	
	Truancy	TR	23	▼	-34.3%	-12	
	Special Immigrant Juvenile Status	SI	20	▼	-4.8%	-1	
	Motion - Protective Order	MP	18	▲	+80.0%	+8	
	Permanency Planning	PH	18	▼	-35.7%	-10	
	Initial Foster Care	IF	13	▲	+8.3%	+1	
	Terminate Parental Rights	TP	12	▲	+9.1%	+1	
	Non-Family Abuse Protective Order	AP	8	▼	-52.9%	-9	
	Emergency Custody Order	EC	7	▼	-30.0%	-3	
	Temporary Detention Order	TD	7	▼	-58.8%	-10	
	Civil Violation	CI	5	▼	-28.6%	-2	
	Family Abuse - Protective Order	FP	4	▲	+100.0%	+2	
	Other	OT	4	▼	-42.9%	-3	
	Show Cause	SC	2	▲	-	+2	
	Child In Need of Services	CS	1	▼	-66.7%	-2	
	Voluntary Continuing Services and Support Agreen	VA	1	▼	-66.7%	-2	
	Child at Risk	RI	0	▼	-100.0%	-1	
	Emancipation	EP	0	▼	-100.0%	-1	
	Qualified Residential Treatment	QR	0	▼	-100.0%	-3	
		<b>Total</b>		<b>1,898</b>	<b>▼</b>	<b>-6.7%</b>	<b>-136</b>
	<b>GRAND TOTAL</b>			<b>3,572</b>	<b>▼</b>	<b>-1.9%</b>	<b>-68</b>

\* Compared to same time period as previous year

\*\* Case Type Categories are defined in the 2017 Virginia Judicial Workload Assessment

The data reported reflect the case management system. The case types reported may not necessitate judicial involvement.

Dispositions by Major Case Category\*\*

Category	Summary	Change	% Change	Absolute Change
Adult Criminal	832	▼	+15.9%	+114
Child Dependency	102	▼	-29.2%	-42
Child in Need of Services/Supervision	25	▲	-34.2%	-13
Custody and Visitation	1,171	▼	-10.0%	-130
Delinquency	234	▲	+23.8%	+45
Juvenile Miscellaneous	29	▼	-9.4%	-3
New to Workload Study	25	▼	-10.7%	-3
Other	434	▲	-2.3%	-10
Protective Orders	164	▲	-7.3%	-13
Support	442	▲	-9.1%	-44
Traffic	114	▲	+37.3%	+31
<b>GRAND TOTAL</b>	<b>3,572</b>	▼	-1.9%	-68

\* Compared to same time period as previous year

\*\* Case Type Categories are defined in the 2017 Virginia Judicial Workload Assessment

The data reported reflect the case management system. The case types reported may not necessitate judicial involvement.

2024 Overall GRAND TOTAL		Distribution of Caseload		Change*		Percentage (%) of Caseload			
<b>1,507</b>	-271 -15.2%	<b>Adult</b>	684	45%	-16.5% ▼	-135	<b>Adult</b>	46.1%	45.4%
2024		<b>Juvenile</b>	823	55%	-14.2% ▼	-136	<b>Juvenile</b>	53.9%	54.6%
2023		<b>GRAND TOTAL</b>	<b>1,507</b>	100%	-15.2% ▼	-271	<b>GRAND TOTAL</b>	100%	100%

Dispositions by Division & Code

Division	Case Type Description	Code	Summary	Change	% Change	Absolute Change	
<b>Adult</b>	Misdemeanor	CM	138	▼	-6.8%	-10	
	Show Cause	SC	121	▼	-32.4%	-58	
	Civil Support	VS	117	▼	-17.0%	-24	
	Other	OT	109	▲	-0.9%	-1	
	Family Abuse - Protective Order	FP	63	▼	-19.2%	-15	
	Capias	CA	59	▼	-21.3%	-16	
	Felony	CF	58	▼	-3.3%	-2	
	Motion - Protective Order	MP	11	▼	-47.6%	-10	
	Non-Family Abuse Protective Order	AP	3	▼	-40.0%	-2	
	Remand Support	RS	3	▲	+50.0%	+1	
	Restricted License for Non-Support	SL	1	▲	-	+1	
	Violation of Protective Order	PV	1	▲	-	+1	
		<b>Total</b>		<b>684</b>	▼	<b>-16.5%</b>	<b>-135</b>
<b>Juvenile</b>	Custody Visitation	CV	515	▼	-13.9%	-83	
	Misdemeanor	DM	71	▼	-14.5%	-12	
	Traffic	T	46	▼	-38.7%	-29	
	Status	ST	30	▲	-11.8%	-4	
	Permanency Planning	PH	28	▼	-6.7%	-2	
	Foster Care Review	FC	21	▼	-4.5%	-1	
	Initial Foster Care	IF	13	▲	+8.3%	+1	
	Truancy	TR	12	▲	+300.0%	+9	
	Abuse and Neglect	AN	10	▼	-41.2%	-7	
	Show Cause	SC	9	▼	-35.7%	-5	
	Terminate Parental Rights	TP	8	▼	-50.0%	-8	
	Felony	DF	7	↔	-	-	
	Motion - Protective Order	MP	7	▲	+133.3%	+4	
	Capias	CA	5	▲	+400.0%	+4	
	Child In Need of Services	CS	5	▼	-16.7%	-1	
	Non-Family Abuse Protective Order	AP	5	▼	-44.4%	-4	
	Paternity	PT	5	▼	-64.3%	-9	
	Remand Custody	RC	5	▲	-	+5	
	Remand Visitation	RV	5	▲	-	+5	
	Voluntary Continuing Services and Support Agreem	VA	5	▲	+25.0%	+1	
	Other	OT	4	▲	+33.3%	+1	
	Emergency Custody Order	EC	2	↔	-	-	
	Entrustment	ET	2	▲	-	+2	
	Family Abuse - Protective Order	FP	1	▲	-	+1	
	Special Immigrant Juvenile Status	SI	1	▲	-	+1	
	Temporary Detention Order	TD	1	▲	-	+1	
	Child at Risk	RI	0	▼	-100.0%	-1	
	Civil Violation	CI	0	▼	-100.0%	-1	
	Emancipation	EP	0	▼	-100.0%	-1	
	Qualified Residential Treatment	QR	0	▼	-100.0%	-2	
	Relief of Custody	CR	0	▼	-100.0%	-1	
		<b>Total</b>		<b>823</b>	▼	<b>-14.2%</b>	<b>-136</b>
	<b>GRAND TOTAL</b>			<b>1,507</b>	▼	<b>-15.2%</b>	<b>-271</b>

\* Compared to same time period as previous year

\*\* Case Type Categories are defined in the 2017 Virginia Judicial Workload Assessment

The data reported reflect the case management system. The case types reported may not necessitate judicial involvement.

Dispositions by Major Case Category\*\*

Category	Summary	Change	% Change	Absolute Change
Adult Criminal	321	▲	-19.8%	-79
Child Dependency	87	▲	-17.1%	-18
Child in Need of Services/Supervision	17	▲	+88.9%	+8
Custody and Visitation	520	▼	-15.0%	-92
Delinquency	92	▲	-12.4%	-13
Juvenile Miscellaneous	30	▲	-14.3%	-5
New to Workload Study	1	▲		0
Other	129	▲	+10.3%	+12
Protective Orders	90	▲	-22.4%	-26
Support	174	▲	-14.3%	-29
Traffic	46	▼	-38.7%	-29
<b>GRAND TOTAL</b>	<b>1,507</b>	▼	-15.2%	-271

\* Compared to same time period as previous year

\*\* Case Type Categories are defined in the 2017 Virginia Judicial Workload Assessment

The data reported reflect the case management system. The case types reported may not necessitate judicial involvement.

2024 Overall GRAND TOTAL		Distribution of Caseload			Change*		Percentage (%) of Caseload		
<b>6,214</b>	+521 9.2%	<b>Adult</b>	2,769	45%	11.2% ▲	+280	<b>Adult</b>	43.7%	44.6%
2024		<b>Juvenile</b>	3,445	55%	7.5% ▲	+241	<b>Juvenile</b>	56.3%	55.4%
2023		<b>GRAND TOTAL</b>	<b>6,214</b>	100%	9.2% ▲	+521	<b>GRAND TOTAL</b>	100%	100%

**Dispositions by Division & Code**

Division	Case Type Description	Code	Summary	Change	% Change	Absolute Change	
<b>Adult</b>	Misdemeanor	CM	605	▲	+27.9%	+132	
	Civil Support	VS	544	▲	+9.2%	+46	
	Show Cause	SC	511	▲	+37.0%	+138	
	Other	OT	385	▲	-2.3%	-9	
	Felony	CF	257	▲	+17.4%	+38	
	Family Abuse - Protective Order	FP	244	▲	+1.2%	+3	
	Capias	CA	147	▼	-16.5%	-29	
	Remand Support	RS	24	▼	-25.0%	-8	
	Motion - Protective Order	MP	23	▼	-39.5%	-15	
	Non-Family Abuse Protective Order	AP	16	▲	+60.0%	+6	
	Violation of Protective Order	PV	9	▼	-64.0%	-16	
	Violation Family Abuse Protective Order	PS	2	↔		-	
	Bond Forfeiture	BF	1	▼	-50.0%	-1	
	Return of Desposit (Bondsman)	RD	1	▲	-	+1	
Restricted License for Non-Support	SL	0	▼	-100.0%	-6		
	<b>Total</b>		<b>2,769</b>	<b>▲</b>	<b>11.2%</b>	<b>+280</b>	
<b>Juvenile</b>	Custody Visitation	CV	1,531	▲	+9.4%	+132	
	Misdemeanor	DM	386	▼	-5.6%	-23	
	Traffic	T	290	▼	-8.8%	-28	
	Abuse and Neglect	AN	254	▲	+14.9%	+33	
	Motion - Protective Order	MP	125	▲	+27.6%	+27	
	Permanency Planning	PH	116	▼	-1.7%	-2	
	Felony	DF	90	▲	+119.5%	+49	
	Foster Care Review	FC	84	▲	+6.3%	+5	
	Initial Foster Care	IF	66	▲	+83.3%	+30	
	Special Immigrant Juvenile Status	SI	59	▲	+11.3%	+6	
	Paternity	PT	56	▲	+12.0%	+6	
	Remand Custody	RC	53	▼	-20.9%	-14	
	Remand Visitation	RV	49	▼	-24.6%	-16	
	Show Cause	SC	40	▲	+17.6%	+6	
	Terminate Parental Rights	TP	38	▲	+2.7%	+1	
	Truancy	TR	38	▼	-15.6%	-7	
	Entrustment	ET	34	▲	+209.1%	+23	
	Status	ST	32	▼	+6.7%	+2	
	Non-Family Abuse Protective Order	AP	22	▲	+120.0%	+12	
	Child In Need of Services	CS	21	▲	+75.0%	+9	
	Voluntary Continuing Services and Support Agree	VA	19	▲	+46.2%	+6	
	Civil Violation	CI	10	▼	-37.5%	-6	
	Relief of Custody	CR	8	▼	-33.3%	-4	
	Temporary Detention Order	TD	7	↔		-	
	Capias	CA	6	▲	+100.0%	+3	
	Other	OT	5	▲	+150.0%	+3	
	Emergency Custody Order	EC	4	↔		-	
	Family Abuse - Protective Order	FP	1	▲	-	+1	
	Mental Commitment	MC	1	↔		-	
	Juvenile Support	JS	0	▼	-100.0%	-1	
	Qualified Residential Treatment	QR	0	▼	-100.0%	-11	
	Restoration of Parental Rights	RR	0	▼	-100.0%	-1	
		<b>Total</b>		<b>3,445</b>	<b>▲</b>	<b>7.5%</b>	<b>+241</b>
		<b>GRAND TOTAL</b>		<b>6,214</b>	<b>▲</b>	<b>9.2%</b>	<b>+521</b>

\* Compared to same time period as previous year      \*\* Case Type Categories are defined in the 2017 Virginia Judicial Workload Assessment  
 The data reported reflect the case management system. The case types reported may not necessitate judicial involvement.

**Dispositions by Major Case Category\*\***

Category	Summary	Change	% Change	Absolute Change
Adult Criminal	1,264	▼	+20.0%	+211
Child Dependency	619	▲	+15.1%	+81
Child in Need of Services/Supervision	70	▲	+9.4%	+6
Custody and Visitation	1,587	▲	+9.5%	+138
Delinquency	511	▲	+6.5%	+31
Juvenile Miscellaneous	32	▼	+6.7%	+2
New to Workload Study	69	▼		0
Other	529	▲	-7.7%	-44
Protective Orders	431	▲	+8.6%	+34
Support	812	▼	+12.5%	+90
Traffic	290	▼	-8.8%	-28
<b>GRAND TOTAL</b>	<b>6,214</b>	▲	9.2%	+521

\* Compared to same time period as previous year

\*\* Case Type Categories are defined in the 2017 Virginia Judicial Workload Assessment

The data reported reflect the case management system. The case types reported may not necessitate judicial involvement.



2024 Overall GRAND TOTAL		Distribution of Caseload			Change*		Percentage (%) of Caseload		
<b>2,655</b>	-63 -2.3%	<b>Adult</b>	1,175	44%	-7.5% ▼	-95	<b>Adult</b>	46.7%	44.3%
2024		<b>Juvenile</b>	1,480	56%	2.2% ▲	+32	<b>Juvenile</b>	53.3%	55.7%
2023		<b>GRAND TOTAL</b>	<b>2,655</b>	100%	-2.3% ▼	-63	<b>GRAND TOTAL</b>	100%	100%

Dispositions by Division & Code

Division	Case Type Description	Code	Summary	Change	% Change	Absolute Change
<b>Adult</b>	Show Cause	SC	252	▲	+2.0%	+5
	Civil Support	VS	222	▲	+15.0%	+29
	Misdemeanor	CM	208	▼	-24.6%	-68
	Other	OT	160	▲	-12.6%	-23
	Felony	CF	130	▼	-3.0%	-4
	Family Abuse - Protective Order	FP	76	▼	-12.6%	-11
	Capias	CA	73	▲	-25.5%	-25
	Motion - Protective Order	MP	19	▲	+5.6%	+1
	Remand Support	RS	12	▼	-14.3%	-2
	Non-Family Abuse Protective Order	AP	10	▼	-16.7%	-2
	Violation of Protective Order	PV	7	▲	+75.0%	+3
	Emergency Custody Order	EC	3	▲	-	+3
	Restricted License for Non-Support	SL	3	▼	-25.0%	-1
	<b>Total</b>		<b>1,175</b>	▼	<b>-7.5%</b>	<b>-95</b>
<b>Juvenile</b>	Custody Visitation	CV	826	▼	-8.4%	-76
	Misdemeanor	DM	169	▲	+40.8%	+49
	Status	ST	58	▲	+56.8%	+21
	Show Cause	SC	53	▲	+29.3%	+12
	Traffic	T	50	▲	+28.2%	+11
	Truancy	TR	34	▼	-8.1%	-3
	Remand Custody	RC	33	▲	+3.1%	+1
	Remand Visitation	RV	33	▲	+3.1%	+1
	Felony	DF	30	▲	+30.4%	+7
	Permanency Planning	PH	29	▲	+61.1%	+11
	Child In Need of Services	CS	27	▼	-32.5%	-13
	Abuse and Neglect	AN	23	▲	+4.5%	+1
	Paternity	PT	21	▼	-19.2%	-5
	Motion - Protective Order	MP	15	▲	+200.0%	+10
	Civil Violation	CI	14	↔	-	-
	Foster Care Review	FC	9	▼	-47.1%	-8
	Non-Family Abuse Protective Order	AP	9	▲	+200.0%	+6
	Special Immigrant Juvenile Status	SI	9	▲	+125.0%	+5
	Initial Foster Care	IF	7	▼	-12.5%	-1
	Temporary Detention Order	TD	6	▼	-40.0%	-4
	Terminate Parental Rights	TP	6	▲	+500.0%	+5
	Other	OT	4	▲	-	+4
	Relief of Custody	CR	4	▲	+33.3%	+1
	Emergency Custody Order	EC	3	▲	+50.0%	+1
	Entrustment	ET	2	▼	-66.7%	-4
	Voluntary Continuing Services and Support Agreen	VA	2	▼	-33.3%	-1
	Capias	CA	1	▲	-	+1
	Child at Risk	RI	1	▲	-	+1
	Emancipation	EP	1	▲	-	+1
	Juvenile Support	JS	1	▲	-	+1
	Qualified Residential Treatment	QR	0	▼	-100.0%	-2
	Restoration of Parental Rights	RR	0	▼	-100.0%	-1
		<b>Total</b>		<b>1,480</b>	▲	<b>2.2%</b>
	<b>GRAND TOTAL</b>		<b>2,655</b>	▼	<b>-2.3%</b>	<b>-63</b>

\* Compared to same time period as previous year      \*\* Case Type Categories are defined in the 2017 Virginia Judicial Workload Assessment  
 The data reported reflect the case management system. The case types reported may not necessitate judicial involvement.

**Dispositions by Major Case Category\*\***

Category	Summary	Change	% Change	Absolute Change
Adult Criminal	598	▲	-14.3%	-100
Child Dependency	83	▲	+3.8%	+3
Child in Need of Services/Supervision	76	▲	-2.6%	-2
Custody and Visitation	847	▼	-8.7%	-81
Delinquency	238	▲	+30.1%	+55
Juvenile Miscellaneous	59	▲	+59.5%	+22
New to Workload Study	23	▲	+27.8%	+5
Other	254	▲	-7.3%	-20
Protective Orders	129	▲	+3.2%	+4
Support	298	▲	+15.5%	+40
Traffic	50	▲	+28.2%	+11
<b>GRAND TOTAL</b>	<b>2,655</b>	▼	-2.3%	-63

\* Compared to same time period as previous year  
 \*\* Case Type Categories are defined in the 2017 Virginia Judicial Workload Assessment  
 The data reported reflect the case management system. The case types reported may not necessitate judicial involvement.

2024 Overall GRAND TOTAL		Distribution of Caseload			Change*		Percentage (%) of Caseload		
<b>2,448</b> 	-7 -0.3%	<b>Adult</b>	1,041	43%	-5.2% ▼	-57	<b>Adult</b>	44.7%	42.5%
		<b>Juvenile</b>	1,407	57%	3.7% ▲	+50	<b>Juvenile</b>	55.3%	57.5%
		<b>GRAND TOTAL</b>	<b>2,448</b>	100%	-0.3% ▼	-7	<b>GRAND TOTAL</b>	100%	100%

Dispositions by Division & Code

Division	Case Type Description	Code	Summary	Change	% Change	Absolute Change	
<b>Adult</b>	Misdemeanor	CM	228	▲	+48.1%	+74	
	Civil Support	VS	186	▼	-13.9%	-30	
	Other	OT	151	▼	-1.3%	-2	
	Show Cause	SC	144	▼	-32.4%	-69	
	Felony	CF	125	▼	-16.1%	-24	
	Family Abuse - Protective Order	FP	84	▼	-1.2%	-1	
	Capias	CA	66	▼	-12.0%	-9	
	Motion - Protective Order	MP	19	▲	+18.8%	+3	
	Remand Support	RS	15	▼	-40.0%	-10	
	Violation of Protective Order	PV	13	▲	+85.7%	+6	
	Non-Family Abuse Protective Order	AP	7	▲	+75.0%	+3	
	Restricted License for Non-Support	SL	2	▲	-	+2	
	Bond Forfeiture	BF	1	↔	-	-	
	<b>Total</b>		<b>1,041</b>	▼	<b>-5.2%</b>	<b>-57</b>	
<b>Juvenile</b>	Custody Visitation	CV	629	▼	-21.6%	-173	
	Misdemeanor	DM	245	▲	+94.4%	+119	
	Permanency Planning	PH	70	▲	+677.8%	+61	
	Status	ST	70	▲	+150.0%	+42	
	Traffic	T	62	▲	+29.2%	+14	
	Remand Custody	RC	44	▼	-12.0%	-6	
	Remand Visitation	RV	43	▼	-23.2%	-13	
	Truancy	TR	36	▲	+28.6%	+8	
	Felony	DF	29	▲	+163.6%	+18	
	Paternity	PT	26	↔	-	-	
	Foster Care Review	FC	23	▼	-30.3%	-10	
	Show Cause	SC	22	▲	+10.0%	+2	
	Terminate Parental Rights	TP	21	▲	+950.0%	+19	
	Initial Foster Care	IF	19	▼	-34.5%	-10	
	Non-Family Abuse Protective Order	AP	14	▲	+55.6%	+5	
	Abuse and Neglect	AN	13	▼	-60.6%	-20	
	Child In Need of Services	CS	9	▲	+200.0%	+6	
	Capias	CA	7	▲	+40.0%	+2	
	Temporary Detention Order	TD	6	▲	+20.0%	+1	
	Emergency Custody Order	EC	5	▲	+25.0%	+1	
	Civil Violation	CI	3	▼	-66.7%	-6	
	Relief of Custody	CR	3	▲	+50.0%	+1	
	Special Immigrant Juvenile Status	SI	3	▼	-25.0%	-1	
	Voluntary Continuing Services and Support Agreem	VA	2	↔	-	-	
	Child at Risk	RI	1	↔	-	-	
	Motion - Protective Order	MP	1	▼	-90.9%	-10	
	Other	OT	1	▲	-	+1	
	Qualified Residential Treatment	QR	0	▼	-100.0%	-1	
		<b>Total</b>		<b>1,407</b>	▲	<b>3.7%</b>	<b>+50</b>
		<b>GRAND TOTAL</b>		<b>2,448</b>	▼	<b>-0.3%</b>	<b>-7</b>

\* Compared to same time period as previous year

\*\* Case Type Categories are defined in the 2017 Virginia Judicial Workload Assessment

The data reported reflect the case management system. The case types reported may not necessitate judicial involvement.

Dispositions by Major Case Category\*\*

Category	Summary	Change	% Change	Absolute Change
Adult Criminal	518	▲	-2.4%	-13
Child Dependency	152	▲	+35.7%	+40
Child in Need of Services/Supervision	45	▲	+45.2%	+14
Custody and Visitation	655	▼	-20.9%	-173
Delinquency	303	▲	+87.0%	+141
Juvenile Miscellaneous	70	▲	+150.0%	+42
New to Workload Study	6	▼	-53.8%	-7
Other	265	▲	-9.6%	-28
Protective Orders	125	▲		0
Support	247	▲	-13.0%	-37
Traffic	62	▲	+29.2%	+14
<b>GRAND TOTAL</b>	<b>2,448</b>	▼	-0.3%	-7

\* Compared to same time period as previous year

\*\* Case Type Categories are defined in the 2017 Virginia Judicial Workload Assessment

The data reported reflect the case management system. The case types reported may not necessitate judicial involvement.

2024 Overall GRAND TOTAL		Distribution of Caseload			Change*		Percentage (%) of Caseload		
<b>2,037</b>	-73 -3.5%	<b>Adult</b>	954	47%	1.7% ▲	+16	<b>Adult</b>	44.5%	46.8%
2024		<b>Juvenile</b>	1,083	53%	-7.6% ▼	-89	<b>Juvenile</b>	55.5%	53.2%
2023		<b>GRAND TOTAL</b>	<b>2,037</b>	100%	-3.5% ▼	-73	<b>GRAND TOTAL</b>	100%	100%

Dispositions by Division & Code

Division	Case Type Description	Code	Summary	Change	% Change	Absolute Change	
<b>Adult</b>	Misdemeanor	CM	244	▲	+16.2%	+34	
	Other	OT	189	▲	+13.2%	+22	
	Show Cause	SC	158	▼	-7.1%	-12	
	Civil Support	VS	137	▲	+3.8%	+5	
	Felony	CF	69	▲	+11.3%	+7	
	Capias	CA	55	▼	-21.4%	-15	
	Family Abuse - Protective Order	FP	53	▼	-30.3%	-23	
	Protective Order	PC	16	▼	-27.3%	-6	
	Violation of Protective Order	PV	12	▲	+50.0%	+4	
	Remand Support	RS	9	▲	+80.0%	+4	
	Motion - Protective Order	MP	8	▼	-11.1%	-1	
	Non-Family Abuse Protective Order	AP	2	▼	-66.7%	-4	
	Restricted License for Non-Support	SL	2	▲	-	+2	
	Violation Family Abuse Protective Order	PS	0	▼	-100.0%	-1	
	<b>Total</b>		<b>954</b>	▲	<b>1.7%</b>	<b>+16</b>	
<b>Juvenile</b>	Custody Visitation	CV	503	▼	-14.6%	-86	
	Misdemeanor	DM	208	▲	+47.5%	+67	
	Felony	DF	52	▲	+44.4%	+16	
	Traffic	T	51	↔	-	-	
	Abuse and Neglect	AN	46	▼	-9.8%	-5	
	Status	ST	25	▼	+8.7%	+2	
	Permanency Planning	PH	23	▼	-8.0%	-2	
	Foster Care Review	FC	22	▼	-12.0%	-3	
	Truancy	TR	19	▼	-13.6%	-3	
	Paternity	PT	18	▼	-63.3%	-31	
	Special Immigrant Juvenile Status	SI	15	▼	-34.8%	-8	
	Emergency Custody Order	EC	12	↔	-	-	
	Initial Foster Care	IF	12	▼	-29.4%	-5	
	Temporary Detention Order	TD	12	▼	-14.3%	-2	
	Civil Violation	CI	11	▲	+10.0%	+1	
	Terminate Parental Rights	TP	10	▼	-70.6%	-24	
	Motion - Protective Order	MP	9	▼	-43.8%	-7	
	Remand Custody	RC	9	▲	+28.6%	+2	
	Remand Visitation	RV	9	▲	+28.6%	+2	
	Non-Family Abuse Protective Order	AP	5	▼	-64.3%	-9	
	Show Cause	SC	4	▲	-	+4	
	Voluntary Continuing Services and Support Agree	VA	4	▲	+100.0%	+2	
	Other	OT	2	▲	+100.0%	+1	
	Capias	CA	1	▲	-	+1	
	Child In Need of Services	CS	1	▲	-	+1	
	Entrustment	ET	0	▼	-100.0%	-2	
	Relief of Custody	CR	0	▼	-100.0%	-1	
		<b>Total</b>		<b>1,083</b>	▼	<b>-7.6%</b>	<b>-89</b>
	<b>GRAND TOTAL</b>			<b>2,037</b>	▼	<b>-3.5%</b>	<b>-73</b>

\* Compared to same time period as previous year  
 \*\* Case Type Categories are defined in the 2017 Virginia Judicial Workload Assessment  
 The data reported reflect the case management system. The case types reported may not necessitate judicial involvement.

Dispositions by Major Case Category\*\*

Category	Summary	Change	% Change	Absolute Change
Adult Criminal	504	▼	+1.6%	+8
Child Dependency	117	▼	-25.5%	-40
Child in Need of Services/Supervision	20	▲	-9.1%	-2
Custody and Visitation	521	▼	-18.3%	-117
Delinquency	265	▲	+49.7%	+88
Juvenile Miscellaneous	25	▼	+8.7%	+2
New to Workload Study	26	▼	-21.2%	-7
Other	242	▲	+13.6%	+29
Protective Orders	77	▼	-36.4%	-44
Support	189	▲	+5.6%	+10
Traffic	51	↔		0
<b>GRAND TOTAL</b>	<b>2,037</b>	▼	-3.5%	-73

\* Compared to same time period as previous year

\*\* Case Type Categories are defined in the 2017 Virginia Judicial Workload Assessment

The data reported reflect the case management system. The case types reported may not necessitate judicial involvement.

2024 Overall GRAND TOTAL		Distribution of Caseload		Change*		Percentage (%) of Caseload		
<b>235</b>	-18 -7.1%	<b>Adult</b>	107 46%	-1.8% ▼	-2	<b>Adult</b>	43.1%	45.5%
2024		<b>Juvenile</b>	128 54%	-11.1% ▼	-16	<b>Juvenile</b>	56.9%	54.5%
2023		<b>GRAND TOTAL</b>	<b>235</b> 100%	-7.1% ▼	-18	<b>GRAND TOTAL</b>	100%	100%

Dispositions by Division & Code

Division	Case Type Description	Code	Summary	Change	% Change	Absolute Change
<b>Adult</b>	Misdemeanor	CM	32	▲	+18.5%	+5
	Felony	CF	23	▲	+27.8%	+5
	Other	OT	15	▼	-31.8%	-7
	Show Cause	SC	13	▲	+8.3%	+1
	Civil Support	VS	12	↔		-
	Family Abuse - Protective Order	FP	8	▼	-52.9%	-9
	Bond Forfeiture	BF	1	▲	-	+1
	Capias	CA	1	↔		-
	Non-Family Abuse Protective Order	AP	1	▲	-	+1
	Restricted License for Non-Support	SL	1	▲	-	+1
	<b>Total</b>		<b>107</b>	▼	<b>-1.8%</b>	<b>-2</b>
<b>Juvenile</b>	Custody Visitation	CV	84	▼	-12.5%	-12
	Misdemeanor	DM	10	▲	+25.0%	+2
	Abuse and Neglect	AN	9	▲	+800.0%	+8
	Motion - Protective Order	MP	4	▲	-	+4
	Status	ST	4	▲	+300.0%	+3
	Traffic	T	4	▼	-81.8%	-18
	Felony	DF	3	↔		-
	Initial Foster Care	IF	3	▲	+200.0%	+2
	Permanency Planning	PH	3	▲	+50.0%	+1
	Voluntary Continuing Services and Support Agree	VA	2	▲	+100.0%	+1
	Child In Need of Services	CS	1	▲	-	+1
	Foster Care Review	FC	1	▼	-66.7%	-2
	Capias	CA	0	▼	-100.0%	-1
	Entrustment	ET	0	▼	-100.0%	-1
	Qualified Residential Treatment	QR	0	▼	-100.0%	-1
	Temporary Detention Order	TD	0	▼	-100.0%	-3
	<b>Total</b>		<b>128</b>	▼	<b>-11.1%</b>	<b>-16</b>
<b>GRAND TOTAL</b>			<b>235</b>	▼	<b>-7.1%</b>	<b>-18</b>

Dispositions by Major Case Category\*\*

Category	Summary	Change	% Change	Absolute Change
Adult Criminal	63	▲	+23.5%	+12
Child Dependency	18	▲	+80.0%	+8
Child in Need of Services/Supervision	1	▲	-	+1
Custody and Visitation	84	▼	-12.5%	-12
Delinquency	13	▼	+8.3%	+1
Juvenile Miscellaneous	4	▲	+300.0%	+3
Other	15	▼	-40.0%	-10
Protective Orders	13	▲	-23.5%	-4
Support	20	▲	+5.3%	+1
Traffic	4	▼	-81.8%	-18
<b>GRAND TOTAL</b>		<b>235</b>	▼	<b>-7.1%</b>

\* Compared to same time period as previous year  
 \*\* Case Type Categories are defined in the 2017 Virginia Judicial Workload Assessment  
 The data reported reflect the case management system. The case types reported may not necessitate judicial involvement.

2024 Overall GRAND TOTAL		Distribution of Caseload		Change*		Percentage (%) of Caseload			
<b>1,589</b>	-316 -16.6%	<b>Adult</b>	677	43%	-21.7% ▼	-188	<b>Adult</b>	45.4%	42.6%
2024		<b>Juvenile</b>	912	57%	-12.3% ▼	-128	<b>Juvenile</b>	54.6%	57.4%
2023		<b>GRAND TOTAL</b>	<b>1,589</b>	100%	-16.6% ▼	-316	<b>GRAND TOTAL</b>	100%	100%

Dispositions by Division & Code

Division	Case Type Description	Code	Summary	Change	% Change	Absolute Change	
<b>Adult</b>	Misdemeanor	CM	151	▼	-24.9%	-50	
	Show Cause	SC	120	▲	-4.0%	-5	
	Other	OT	118	▼	-19.7%	-29	
	Civil Support	VS	108	▲	+1.9%	+2	
	Capias	CA	60	▼	-24.1%	-19	
	Family Abuse - Protective Order	FP	60	▼	-29.4%	-25	
	Felony	CF	44	▼	-12.0%	-6	
	Violation of Protective Order	PV	5	▼	-64.3%	-9	
	Non-Family Abuse Protective Order	AP	4	▼	-33.3%	-2	
	Motion - Protective Order	MP	3	▼	-80.0%	-12	
	Remand Support	RS	3	▼	-91.9%	-34	
	Restricted License for Non-Support	SL	1	▲	-	+1	
	<b>Total</b>			<b>677</b>	▼	<b>-21.7%</b>	<b>-188</b>
<b>Juvenile</b>	Custody Visitation	CV	535	▼	-4.6%	-26	
	Traffic	T	65	▼	-5.8%	-4	
	Misdemeanor	DM	55	▲	+31.0%	+13	
	Abuse and Neglect	AN	42	▲	+133.3%	+24	
	Motion - Protective Order	MP	42	▲	+61.5%	+16	
	Permanency Planning	PH	25	▼	-32.4%	-12	
	Foster Care Review	FC	23	▼	-23.3%	-7	
	Status	ST	22	▼	-29.0%	-9	
	Paternity	PT	16	▼	-11.1%	-2	
	Felony	DF	15	▲	+25.0%	+3	
	Terminate Parental Rights	TP	13	▼	-7.1%	-1	
	Initial Foster Care	IF	12	▲	+140.0%	+7	
	Remand Custody	RC	9	▼	-87.0%	-60	
	Remand Visitation	RV	9	▼	-85.5%	-53	
	Relief of Custody	CR	6	▲	+50.0%	+2	
	Temporary Detention Order	TD	5	▼	-44.4%	-4	
	Truancy	TR	4	▲	+33.3%	+1	
	Voluntary Continuing Services and Support Agree	VA	4	↔	-	-	
	Other	OT	3	▲	-	+3	
	Special Immigrant Juvenile Status	SI	2	▲	-	+2	
	Emergency Custody Order	EC	1	▲	-	+1	
	Entrustment	ET	1	▼	-66.7%	-2	
	Family Abuse - Protective Order	FP	1	▲	-	+1	
	Non-Family Abuse Protective Order	AP	1	▼	-66.7%	-2	
	Show Cause	SC	1	▼	-66.7%	-2	
	Capias	CA	0	▼	-100.0%	-1	
	Child In Need of Services	CS	0	▼	-100.0%	-1	
	Civil Violation	CI	0	▼	-100.0%	-8	
	Emancipation	EP	0	▼	-100.0%	-1	
	Qualified Residential Treatment	QR	0	▼	-100.0%	-6	
	<b>Total</b>			<b>912</b>	▼	<b>-12.3%</b>	<b>-128</b>
	<b>GRAND TOTAL</b>			<b>1,589</b>	▼	<b>-16.6%</b>	<b>-316</b>

\* Compared to same time period as previous year

\*\* Case Type Categories are defined in the 2017 Virginia Judicial Workload Assessment

The data reported reflect the case management system. The case types reported may not necessitate judicial involvement.



Dispositions by Major Case Category\*\*

Category	Summary	Change	% Change	Absolute Change
Adult Criminal	341	▼	-24.1%	-108
Child Dependency	126	▲	+4.1%	+5
Child in Need of Services/Supervision	4	▼		0
Custody and Visitation	551	▼	-4.8%	-28
Delinquency	71	▼	+22.4%	+13
Juvenile Miscellaneous	22	▼	-31.3%	-10
New to Workload Study	2	▲	-75.0%	-6
Other	148	▲	-54.3%	-176
Protective Orders	111	▲	-17.8%	-24
Support	148	▲	+17.5%	+22
Traffic	65	▼	-5.8%	-4
<b>GRAND TOTAL</b>	<b>1,589</b>	▼	-16.6%	-316

\* Compared to same time period as previous year

\*\* Case Type Categories are defined in the 2017 Virginia Judicial Workload Assessment

The data reported reflect the case management system. The case types reported may not necessitate judicial involvement.

2024 Overall GRAND TOTAL		Distribution of Caseload		Change*		Percentage (%) of Caseload			
<b>657</b>	-109 -14.2%	<b>Adult</b>	268	41%	-4.3% ▼	-12	<b>Adult</b>	36.6%	40.8%
2024		<b>Juvenile</b>	389	59%	-20.0% ▼	-97	<b>Juvenile</b>	63.4%	59.2%
2023		<b>GRAND TOTAL</b>	<b>657</b>	100%	-14.2% ▼	-109	<b>GRAND TOTAL</b>	100%	100%

Dispositions by Division & Code

Division	Case Type Description	Code	Summary	Change	% Change	Absolute Change
<b>Adult</b>	Misdemeanor	CM	64	▲	+30.6%	+15
	Other	OT	53	▲	+10.4%	+5
	Civil Support	VS	50	▼	-29.6%	-21
	Show Cause	SC	37	▼	-32.7%	-18
	Family Abuse - Protective Order	FP	20	▼	-20.0%	-5
	Felony	CF	18	▲	+350.0%	+14
	Motion - Protective Order	MP	13	▲	+8.3%	+1
	Remand Support	RS	8	▼	-27.3%	-3
	Capias	CA	4	▲	+100.0%	+2
	Non-Family Abuse Protective Order	AP	1	▼	-66.7%	-2
	<b>Total</b>		<b>268</b>	▼	<b>-4.3%</b>	<b>-12</b>
<b>Juvenile</b>	Custody Visitation	CV	208	▼	-23.0%	-62
	Traffic	T	36	▲	+16.1%	+5
	Remand Custody	RC	19	▲	+5.6%	+1
	Remand Visitation	RV	19	▲	+5.6%	+1
	Misdemeanor	DM	17	▼	-22.7%	-5
	Motion - Protective Order	MP	15	▲	+114.3%	+8
	Abuse and Neglect	AN	14	▼	-54.8%	-17
	Status	ST	12	▲	+50.0%	+4
	Terminate Parental Rights	TP	12	▲	+500.0%	+10
	Permanency Planning	PH	7	▼	-50.0%	-7
	Foster Care Review	FC	6	▼	-53.8%	-7
	Temporary Detention Order	TD	5	▲	+25.0%	+1
	Initial Foster Care	IF	4	▼	-42.9%	-3
	Civil Violation	CI	3	▼	-70.0%	-7
	Emergency Custody Order	EC	3	▲	-	+3
	Felony	DF	3	▼	-76.9%	-10
	Paternity	PT	3	▼	-50.0%	-3
	Entrustment	ET	1	▲	-	+1
	Non-Family Abuse Protective Order	AP	1	↔	-	-
	Other	OT	1	↔	-	-
	Child In Need of Services	CS	0	▼	-100.0%	-1
	Emancipation	EP	0	▼	-100.0%	-1
	Qualified Residential Treatment	QR	0	▼	-100.0%	-1
	Show Cause	SC	0	▼	-100.0%	-2
	Truancy	TR	0	▼	-100.0%	-2
	Voluntary Continuing Services and Support Agree	VA	0	▼	-100.0%	-3
	<b>Total</b>		<b>389</b>	▼	<b>-20.0%</b>	<b>-97</b>
<b>GRAND TOTAL</b>			<b>657</b>	▼	<b>-14.2%</b>	<b>-109</b>

Dispositions by Major Case Category\*\*

Category	Summary	Change	% Change	Absolute Change
Adult Criminal	103	▲	+12.0%	+11
Child Dependency	44	▲	-38.0%	-27
Child in Need of Services/Supervision	0	▼	-100.0%	-3
Custody and Visitation	211	▼	-23.6%	-65
Delinquency	20	▼	-45.9%	-17

\* Compared to same time period as previous year  
 \*\* Case Type Categories are defined in the 2017 Virginia Judicial Workload Assessment  
 The data reported reflect the case management system. The case types reported may not necessitate judicial involvement.

**CPSS - JCMS CASELOAD STATISTICS OF THE JUVENILE & DOMESTIC RELATIONS DISTRICT COURTS**  
 January 2024 thru November 2024 Dispositions (Compared to January 2023 thru November 2023)

**Floyd**

District: 27 FIPS: 063

Juvenile Miscellaneous	12	▼	+33.3%	+3
New to Workload Study	3	▼	-70.0%	-7
Other	108	▲	+8.0%	+8
Protective Orders	50	▲	+4.2%	+2
Support	70	▼	-21.3%	-19
Traffic	36	▲	+16.1%	+5
<b>GRAND TOTAL</b>	<b>657</b>	▼	-14.2%	-109

\* Compared to same time period as previous year

\*\* Case Type Categories are defined in the 2017 Virginia Judicial Workload Assessment

The data reported reflect the case management system. The case types reported may not necessitate judicial involvement.

2024 Overall GRAND TOTAL		Distribution of Caseload			Change*		Percentage (%) of Caseload		
<b>656</b> -14 -2.1% 	Adult	301	46%	-10.9% ▼	-37	Adult	2023	2024	
	Juvenile	355	54%	6.9% ▲	+23	Juvenile	50.4%	45.9%	
<b>GRAND TOTAL</b>		<b>656</b>	100%	-2.1% ▼	-14	<b>GRAND TOTAL</b>	100%	100%	

Dispositions by Division & Code

Division	Case Type Description	Code	Summary	Change	% Change	Absolute Change
<b>Adult</b>	Misdemeanor	CM	82	▼	-8.9%	-8
	Civil Support	VS	54	▲	+116.0%	+29
	Other	OT	54	▲	-11.5%	-7
	Show Cause	SC	37	▼	-45.6%	-31
	Felony	CF	34	▲	+25.9%	+7
	Family Abuse - Protective Order	FP	17	▼	-34.6%	-9
	Capias	CA	12	▼	-55.6%	-15
	Violation of Protective Order	PV	4	↔	-	-
	Emergency Custody Order	EC	2	▲	-	+2
	Motion - Protective Order	MP	2	▼	-80.0%	-8
	Non-Family Abuse Protective Order	AP	2	▲	-	+2
	Protective Order	PC	1	▲	-	+1
Total			<b>301</b>	▼	<b>-10.9%</b>	<b>-37</b>
<b>Juvenile</b>	Custody Visitation	CV	162	▼	-3.6%	-6
	Misdemeanor	DM	33	▲	+73.7%	+14
	Abuse and Neglect	AN	32	▲	+146.2%	+19
	Permanency Planning	PH	30	▲	+25.0%	+6
	Terminate Parental Rights	TP	23	▲	+130.0%	+13
	Traffic	T	19	▼	-29.6%	-8
	Motion - Protective Order	MP	11	↔	-	-
	Foster Care Review	FC	9	▼	-64.0%	-16
	Initial Foster Care	IF	7	▼	-36.4%	-4
	Temporary Detention Order	TD	6	▲	+200.0%	+4
	Voluntary Continuing Services and Support Agreem	VA	4	▲	+100.0%	+2
	Child In Need of Services	CS	3	▲	+200.0%	+2
	Non-Family Abuse Protective Order	AP	3	▲	-	+3
	Paternity	PT	3	▲	+50.0%	+1
	Special Immigrant Juvenile Status	SI	3	▲	-	+3
	Civil Violation	CI	2	▼	-33.3%	-1
	Emergency Custody Order	EC	2	▲	-	+2
	Felony	DF	1	▲	-	+1
	Other	OT	1	▲	-	+1
	Relief of Custody	CR	1	↔	-	-
	Emancipation	EP	0	▼	-100.0%	-1
	Qualified Residential Treatment	QR	0	▼	-100.0%	-2
	Show Cause	SC	0	▼	-100.0%	-4
	Status	ST	0	▼	-100.0%	-4
	Truancy	TR	0	▼	-100.0%	-2
	Total			<b>355</b>	▲	<b>6.9%</b>
<b>GRAND TOTAL</b>			<b>656</b>	▼	<b>-2.1%</b>	<b>-14</b>

Dispositions by Major Case Category\*\*

Category	Summary	Change	% Change	Absolute Change
Adult Criminal	153	▲	-17.3%	-32
Child Dependency	106	▲	+20.5%	+18
Child in Need of Services/Supervision	3	▲	-	0
Custody and Visitation	165	▲	-2.9%	-5

\* Compared to same time period as previous year  
 \*\* Case Type Categories are defined in the 2017 Virginia Judicial Workload Assessment  
 The data reported reflect the case management system. The case types reported may not necessitate judicial involvement.

**CPSS - JCMS CASELOAD STATISTICS OF THE JUVENILE & DOMESTIC RELATIONS DISTRICT COURTS**  
 January 2024 thru November 2024 Dispositions (Compared to January 2023 thru November 2023)

Delinquency	34	▲	+47.8%	+11
Juvenile Miscellaneous	0	▼	-100.0%	-5
New to Workload Study	5	▲	+66.7%	+2
Other	65	▲	+3.2%	+2
Protective Orders	35	▲	-25.5%	-12
Support	71	▲	+26.8%	+15
Traffic	19	▼	-29.6%	-8
<b>GRAND TOTAL</b>	<b>656</b>	▼	-2.1%	-14

\* Compared to same time period as previous year  
 \*\* Case Type Categories are defined in the 2017 Virginia Judicial Workload Assessment  
 The data reported reflect the case management system. The case types reported may not necessitate judicial involvement.

2024 Overall GRAND TOTAL		Distribution of Caseload		Change*		Percentage (%) of Caseload			
<b>1,171</b> 	+1	<b>Adult</b>	458	39%	1.3% ▲	+6	<b>Adult</b>	38.6%	39.1%
	0.1%	<b>Juvenile</b>	713	61%	-0.7% ▼	-5	<b>Juvenile</b>	61.4%	60.9%
<b>GRAND TOTAL</b>		<b>GRAND TOTAL</b>	<b>1,171</b>	100%	0.1% ▲	+1	<b>GRAND TOTAL</b>	100%	100%

Dispositions by Division & Code

Division	Case Type Description	Code	Summary	Change	% Change	Absolute Change	
<b>Adult</b>	Show Cause	SC	129	▲	+67.5%	+52	
	Civil Support	VS	103	▲	+21.2%	+18	
	Misdemeanor	CM	66	▼	-38.3%	-41	
	Other	OT	59	▲	+9.3%	+5	
	Family Abuse - Protective Order	FP	41	▼	-21.2%	-11	
	Capias	CA	27	▲	+35.0%	+7	
	Felony	CF	10	▼	-44.4%	-8	
	Motion - Protective Order	MP	8	▼	-46.7%	-7	
	Violation of Protective Order	PV	7	▼	-41.7%	-5	
	Remand Support	RS	4	▼	-42.9%	-3	
	Non-Family Abuse Protective Order	AP	3	↔		-	
	Bond Forfeiture	BF	1	▲	-	+1	
	Violation Family Abuse Protective Order	PS	0	▼	-100.0%	-2	
	<b>Total</b>			<b>458</b>	▲	<b>1.3%</b>	<b>+6</b>
<b>Juvenile</b>	Custody Visitation	CV	499	▼	-2.5%	-13	
	Motion - Protective Order	MP	33	▲	+725.0%	+29	
	Misdemeanor	DM	30	▲	+57.9%	+11	
	Abuse and Neglect	AN	16	▲	+33.3%	+4	
	Felony	DF	16	▲	+6.7%	+1	
	Permanency Planning	PH	16	▲	+14.3%	+2	
	Traffic	T	14	▼	-53.3%	-16	
	Remand Custody	RC	13	↔		-	
	Remand Visitation	RV	12	▼	-14.3%	-2	
	Foster Care Review	FC	8	▼	-46.7%	-7	
	Initial Foster Care	IF	8	▼	-20.0%	-2	
	Paternity	PT	7	▼	-61.1%	-11	
	Relief of Custody	CR	7	▲	+133.3%	+4	
	Temporary Detention Order	TD	6	▲	+20.0%	+1	
	Terminate Parental Rights	TP	6	▼	-33.3%	-3	
	Non-Family Abuse Protective Order	AP	4	▲	+100.0%	+2	
	Other	OT	4	▲	+300.0%	+3	
	Truancy	TR	4	▲	+33.3%	+1	
	Child In Need of Services	CS	3	▲	+50.0%	+1	
	Entrustment	ET	3	▲	+200.0%	+2	
	Voluntary Continuing Services and Support Agree	VA	2	▼	-33.3%	-1	
	Family Abuse - Protective Order	FP	1	▲	-	+1	
	Show Cause	SC	1	↔		-	
	Emergency Custody Order	EC	0	▼	-100.0%	-2	
	Qualified Residential Treatment	QR	0	▼	-100.0%	-3	
	Status	ST	0	▼	-100.0%	-7	
	<b>Total</b>			<b>713</b>	▼	<b>-0.7%</b>	<b>-5</b>
	<b>GRAND TOTAL</b>			<b>1,171</b>	▲	<b>0.1%</b>	<b>+1</b>

Dispositions by Major Case Category\*\*

Category	Summary	Change	% Change	Absolute Change
Adult Criminal	177	▲	-11.5%	-23
Child Dependency	66	▲	-5.7%	-4

\* Compared to same time period as previous year  
 \*\* Case Type Categories are defined in the 2017 Virginia Judicial Workload Assessment  
 The data reported reflect the case management system. The case types reported may not necessitate judicial involvement.

**CPSS - JCMS CASELOAD STATISTICS OF THE JUVENILE & DOMESTIC RELATIONS DISTRICT COURTS**  
 January 2024 thru November 2024 Dispositions (Compared to January 2023 thru November 2023)

Child in Need of Services/Supervision	7	▲	+40.0%	+2
Custody and Visitation	506	▼	-4.5%	-24
Delinquency	47	▲	+34.3%	+12
Juvenile Miscellaneous	1	▲	-85.7%	-6
Other	97	▲	+1.0%	+1
Protective Orders	90	▲	+18.4%	+14
Support	166	▲	+37.2%	+45
Traffic	14	▼	-53.3%	-16
<b>GRAND TOTAL</b>	<b>1,171</b>	▲	0.1%	+1

\* Compared to same time period as previous year

\*\* Case Type Categories are defined in the 2017 Virginia Judicial Workload Assessment

The data reported reflect the case management system. The case types reported may not necessitate judicial involvement.

2024 Overall GRAND TOTAL		Distribution of Caseload		Change*		Percentage (%) of Caseload			
<b>808</b>  2024 2023	+19 2.4%	Adult	383	47%	-4.3% ▼	-17	Adult	50.7%	47.4%
		Juvenile	425	53%	9.3% ▲	+36	Juvenile	49.3%	52.6%
<b>GRAND TOTAL</b>		<b>808</b>	100%	2.4% ▲	+19	<b>GRAND TOTAL</b>	100%	100%	

Dispositions by Division & Code

Division	Case Type Description	Code	Summary	Change	% Change	Absolute Change
<b>Adult</b>	Civil Support	VS	85	▲	+25.0%	+17
	Misdemeanor	CM	75	▼	-30.6%	-33
	Show Cause	SC	73	▲	+32.7%	+18
	Other	OT	56	▲	+211.1%	+38
	Capias	CA	29	▲	+20.8%	+5
	Family Abuse - Protective Order	FP	28	▼	-67.8%	-59
	Felony	CF	26	↔		-
	Remand Support	RS	4	▲	+300.0%	+3
	Motion - Protective Order	MP	3	▼	-62.5%	-5
	Bond Forfeiture	BF	1	▲	-	+1
	Non-Family Abuse Protective Order	AP	1	▼	-66.7%	-2
	Violation Family Abuse Protective Order	PS	1	▲	-	+1
	Violation of Protective Order	PV	1	↔		-
	Protective Order	PC	0	▼	-100.0%	-1
Total			<b>383</b>	▼	<b>-4.3%</b>	<b>-17</b>
<b>Juvenile</b>	Custody Visitation	CV	273	▲	+19.2%	+44
	Misdemeanor	DM	23	▼	-30.3%	-10
	Initial Foster Care	IF	18	▲	+20.0%	+3
	Foster Care Review	FC	17	▲	+70.0%	+7
	Permanency Planning	PH	16	▲	+45.5%	+5
	Abuse and Neglect	AN	15	▼	-28.6%	-6
	Felony	DF	11	▲	+10.0%	+1
	Traffic	T	11	▼	-52.2%	-12
	Motion - Protective Order	MP	7	▲	+600.0%	+6
	Remand Custody	RC	7	▲	+133.3%	+4
	Terminate Parental Rights	TP	6	▼	-60.0%	-9
	Civil Violation	CI	4	▲	+100.0%	+2
	Child In Need of Services	CS	3	▼	-25.0%	-1
	Paternity	PT	3	▼	-25.0%	-1
	Non-Family Abuse Protective Order	AP	2	▲	-	+2
	Status	ST	2	▼	-33.3%	-1
	Emergency Custody Order	EC	1	↔		-
	Family Abuse - Protective Order	FP	1	▲	-	+1
	Juvenile Support	JS	1	▲	-	+1
	Relief of Custody	CR	1	↔		-
	Remand Visitation	RV	1	▲	-	+1
	Temporary Detention Order	TD	1	▼	-50.0%	-1
	Voluntary Continuing Services and Support Agreem	VA	1	▲	-	+1
Truancy	TR	0	▼	-100.0%	-1	
Total			<b>425</b>	▲	<b>9.3%</b>	<b>+36</b>
<b>GRAND TOTAL</b>			<b>808</b>	▲	<b>2.4%</b>	<b>+19</b>

Dispositions by Major Case Category\*\*

Category	Summary	Change	% Change	Absolute Change
Adult Criminal	168	▲	-8.7%	-16
Child Dependency	74	▲	+1.4%	+1
Child in Need of Services/Supervision	3	▼	-40.0%	-2

\* Compared to same time period as previous year  
 \*\* Case Type Categories are defined in the 2017 Virginia Judicial Workload Assessment  
 The data reported reflect the case management system. The case types reported may not necessitate judicial involvement.



**CPSS - JCMS CASELOAD STATISTICS OF THE JUVENILE & DOMESTIC RELATIONS DISTRICT COURTS**  
 January 2024 thru November 2024 Dispositions (Compared to January 2023 thru November 2023)

Custody and Visitation	276	▼	+18.5%	+43
Delinquency	34	▼	-20.9%	-9
Juvenile Miscellaneous	2	▼	-33.3%	-1
New to Workload Study	4	▲	+100.0%	+2
Other	70	▲	+180.0%	+45
Protective Orders	42	▲	-57.6%	-57
Support	124	▲	+25.3%	+25
Traffic	11	▼	-52.2%	-12
<b>GRAND TOTAL</b>	<b>808</b>	▲	2.4%	+19

\* Compared to same time period as previous year

\*\* Case Type Categories are defined in the 2017 Virginia Judicial Workload Assessment

The data reported reflect the case management system. The case types reported may not necessitate judicial involvement.

2024 Overall GRAND TOTAL		Distribution of Caseload		Change*		Percentage (%) of Caseload		
<b>3,665</b>	+590 19.2%	<b>Adult</b>	1,880 51%	10.1% ▲	+172	<b>Adult</b>	2023 55.5%	2024 51.3%
2024		<b>Juvenile</b>	1,785 49%	30.6% ▲	+418	<b>Juvenile</b>	44.5%	48.7%
2023		<b>GRAND TOTAL</b>	<b>3,665</b> 100%	19.2% ▲	+590	<b>GRAND TOTAL</b>	100%	100%

Dispositions by Division & Code


Division	Case Type Description	Code	Summary	Change	% Change	Absolute Change	
<b>Adult</b>	Misdemeanor	CM	449	▼	-4.7%	-22	
	Other	OT	347	▼	+10.5%	+33	
	Show Cause	SC	338	▲	+16.2%	+47	
	Civil Support	VS	303	▲	+10.6%	+29	
	Felony	CF	185	▲	+25.9%	+38	
	Family Abuse - Protective Order	FP	139	▲	+12.1%	+15	
	Capias	CA	50	▲	+4.2%	+2	
	Remand Support	RS	24	▲	+140.0%	+14	
	Non-Family Abuse Protective Order	AP	17	▲	+240.0%	+12	
	Motion - Protective Order	MP	16	▲	+23.1%	+3	
	Violation of Protective Order	PV	10	▲	+100.0%	+5	
	Bond Forfeiture	BF	1	▲	-	+1	
	Restricted License for Non-Support	SL	1	▼	-83.3%	-5	
	<b>Total</b>		<b>1,880</b>	▲	<b>10.1%</b>	<b>+172</b>	
<b>Juvenile</b>	Custody Visitation	CV	969	▲	+30.9%	+229	
	Misdemeanor	DM	244	▲	+54.4%	+86	
	Felony	DF	99	▲	+6.5%	+6	
	Traffic	T	64	▼	-14.7%	-11	
	Remand Custody	RC	63	▲	+173.9%	+40	
	Abuse and Neglect	AN	60	▲	+25.0%	+12	
	Motion - Protective Order	MP	60	▲	+71.4%	+25	
	Truancy	TR	24	▲	+26.3%	+5	
	Show Cause	SC	23	▲	+64.3%	+9	
	Civil Violation	CI	19	▲	+171.4%	+12	
	Non-Family Abuse Protective Order	AP	19	▲	+72.7%	+8	
	Remand Visitation	RV	17	▲	+240.0%	+12	
	Paternity	PT	16	▲	+100.0%	+8	
	Initial Foster Care	IF	14	▲	+55.6%	+5	
	Temporary Detention Order	TD	13	▼	-51.9%	-14	
	Status	ST	12	▲	+50.0%	+4	
	Child In Need of Services	CS	11	▲	+37.5%	+3	
	Foster Care Review	FC	11	▼	-21.4%	-3	
	Permanency Planning	PH	11	▲	+22.2%	+2	
	Emergency Custody Order	EC	8	▼	-50.0%	-8	
	Relief of Custody	CR	7	▲	+16.7%	+1	
	Special Immigrant Juvenile Status	SI	5	▲	+66.7%	+2	
	Other	OT	4	▼	-20.0%	-1	
	Terminate Parental Rights	TP	4	▼	-77.8%	-14	
	Voluntary Continuing Services and Support Agreem	VA	4	▼	-20.0%	-1	
	Juvenile Support	JS	2	▲	-	+2	
	Capias	CA	1	▲	-	+1	
	Emancipation	EP	1	↔	-	-	
	Mental Commitment	MC	0	▼	-100.0%	-2	
		<b>Total</b>		<b>1,785</b>	▲	<b>30.6%</b>	<b>+418</b>
		<b>GRAND TOTAL</b>		<b>3,665</b>	▲	<b>19.2%</b>	<b>+590</b>

\* Compared to same time period as previous year  
 \*\* Case Type Categories are defined in the 2017 Virginia Judicial Workload Assessment  
 The data reported reflect the case management system. The case types reported may not necessitate judicial involvement.

**Dispositions by Major Case Category\*\***

Category	Summary	Change	% Change	Absolute Change
Adult Criminal	898	▲	+7.7%	+64
Child Dependency	111	▲	+1.8%	+2
Child in Need of Services/Supervision	35	▲	+29.6%	+8
Custody and Visitation	985	▲	+31.7%	+237
Delinquency	367	▲	+38.5%	+102
Juvenile Miscellaneous	13	▲	+44.4%	+4
New to Workload Study	24	▲	+140.0%	+14
Other	476	▲	+18.4%	+74
Protective Orders	251	▲	+33.5%	+63
Support	441	▲	+8.1%	+33
Traffic	64	▼	-14.7%	-11
<b>GRAND TOTAL</b>	<b>3,665</b>	▲	19.2%	+590

\* Compared to same time period as previous year  
 \*\* Case Type Categories are defined in the 2017 Virginia Judicial Workload Assessment  
 The data reported reflect the case management system. The case types reported may not necessitate judicial involvement.

2024 Overall GRAND TOTAL		Distribution of Caseload			Change*		Percentage (%) of Caseload		
<b>2,299</b>	-129 -5.3%	<b>Adult</b>	1,225	53%	-3.9% ▼	-50	<b>Adult</b>	52.5%	53.3%
2024 		<b>Juvenile</b>	1,074	47%	-6.9% ▼	-79	<b>Juvenile</b>	47.5%	46.7%
		<b>GRAND TOTAL</b>	<b>2,299</b>	100%	-5.3% ▼	-129	<b>GRAND TOTAL</b>	100%	100%

Dispositions by Division & Code

Division	Case Type Description	Code	Summary	Change	% Change	Absolute Change	
<b>Adult</b>	Civil Support	VS	227	▲	+17.0%	+33	
	Misdemeanor	CM	218	▼	-11.7%	-29	
	Show Cause	SC	217	▲	-4.4%	-10	
	Other	OT	212	▲	-18.1%	-47	
	Felony	CF	139	▲	+19.8%	+23	
	Family Abuse - Protective Order	FP	107	▼	-1.8%	-2	
	Capias	CA	62	▼	-4.6%	-3	
	Violation of Protective Order	PV	19	▼	-34.5%	-10	
	Motion - Protective Order	MP	18	▼	-18.2%	-4	
	Non-Family Abuse Protective Order	AP	4	▲	+33.3%	+1	
	Criminal Support	CS	1	▲	-	+1	
	Remand Support	RS	1	▼	-75.0%	-3	
		<b>Total</b>		<b>1,225</b>	▼	<b>-3.9%</b>	<b>-50</b>
<b>Juvenile</b>	Custody Visitation	CV	691	▲	+1.2%	+8	
	Misdemeanor	DM	101	▼	-17.9%	-22	
	Traffic	T	46	▲	+53.3%	+16	
	Truancy	TR	26	▼	-18.8%	-6	
	Child at Risk	RI	24	▲	+41.2%	+7	
	Permanency Planning	PH	22	▼	-46.3%	-19	
	Foster Care Review	FC	20	▼	-20.0%	-5	
	Abuse and Neglect	AN	17	▼	-5.6%	-1	
	Initial Foster Care	IF	17	↔	-	-	
	Felony	DF	14	▼	-54.8%	-17	
	Motion - Protective Order	MP	14	▼	-26.3%	-5	
	Voluntary Continuing Services and Support Agreen	VA	14	▲	+1,300.0%	+13	
	Paternity	PT	12	▲	+9.1%	+1	
	Non-Family Abuse Protective Order	AP	10	▼	-47.4%	-9	
	Terminate Parental Rights	TP	10	▼	-33.3%	-5	
	Temporary Detention Order	TD	7	▼	-58.8%	-10	
	Child In Need of Services	CS	5	▼	-37.5%	-3	
	Civil Violation	CI	4	▲	+33.3%	+1	
	Entrustment	ET	3	▲	+50.0%	+1	
	Family Abuse - Protective Order	FP	3	▲	+50.0%	+1	
	Other	OT	3	▼	-57.1%	-4	
	Emergency Custody Order	EC	2	▼	-66.7%	-4	
	Show Cause	SC	2	▼	-60.0%	-3	
	Status	ST	2	▼	-33.3%	-1	
	Capias	CA	1	▲	-	+1	
	Emancipation	EP	1	▼	-50.0%	-1	
	Relief of Custody	CR	1	▼	-75.0%	-3	
	Remand Custody	RC	1	▼	-75.0%	-3	
	Remand Visitation	RV	1	▼	-75.0%	-3	
	Mental Commitment	MC	0	▼	-100.0%	-1	
	Qualified Residential Treatment	QR	0	▼	-100.0%	-3	
		<b>Total</b>		<b>1,074</b>	▼	<b>-6.9%</b>	<b>-79</b>
	<b>GRAND TOTAL</b>			<b>2,299</b>	▼	<b>-5.3%</b>	<b>-129</b>

\* Compared to same time period as previous year

\*\* Case Type Categories are defined in the 2017 Virginia Judicial Workload Assessment

The data reported reflect the case management system. The case types reported may not necessitate judicial involvement.

Dispositions by Major Case Category\*\*

Category	Summary	Change	% Change	Absolute Change
Adult Criminal	557	▼	-8.1%	-49
Child Dependency	128	▲	-10.5%	-15
Child in Need of Services/Supervision	31	▼	-22.5%	-9
Custody and Visitation	703	▲	+1.3%	+9
Delinquency	118	▲	-25.8%	-41
Juvenile Miscellaneous	3	▼	-40.0%	-2
New to Workload Study	4	▲	+33.3%	+1
Other	227	▼	-24.8%	-75
Protective Orders	156	▼	-10.3%	-18
Support	326	▲	+19.9%	+54
Traffic	46	▲	+53.3%	+16
<b>GRAND TOTAL</b>	<b>2,299</b>	▼	-5.3%	-129

\* Compared to same time period as previous year

\*\* Case Type Categories are defined in the 2017 Virginia Judicial Workload Assessment

The data reported reflect the case management system. The case types reported may not necessitate judicial involvement.

2024 Overall GRAND TOTAL		Distribution of Caseload		Change*		Percentage (%) of Caseload		
<b>885</b>	-30 -3.3%	<b>Adult</b>	421 48%	10.5% ▲	+40	<b>Adult</b>	2023 41.6%	2024 47.6%
2024		<b>Juvenile</b>	464 52%	-13.1% ▼	-70	<b>Juvenile</b>	58.4%	52.4%
2023		<b>GRAND TOTAL</b>	<b>885</b> 100%	-3.3% ▼	-30	<b>GRAND TOTAL</b>	100%	100%

Dispositions by Division & Code

Division	Case Type Description	Code	Summary	Change	% Change	Absolute Change	
<b>Adult</b>	Misdemeanor	CM	114	▲	+9.6%	+10	
	Other	OT	92	▲	+67.3%	+37	
	Civil Support	VS	68	▼	-11.7%	-9	
	Show Cause	SC	67	▲	+4.7%	+3	
	Family Abuse - Protective Order	FP	37	▲	+12.1%	+4	
	Felony	CF	18	↔		-	
	Capias	CA	9	▼	-35.7%	-5	
	Motion - Protective Order	MP	6	▲	+50.0%	+2	
	Remand Support	RS	3	▲	+200.0%	+2	
	Restricted License for Non-Support	SL	3	▲	-	+3	
	Violation of Protective Order	PV	2	▼	-77.8%	-7	
	Bond Forfeiture	BF	1	▲	-	+1	
	Non-Family Abuse Protective Order	AP	1	▼	-50.0%	-1	
	<b>Total</b>		<b>421</b>	<b>▲</b>	<b>10.5%</b>	<b>+40</b>	
<b>Juvenile</b>	Custody Visitation	CV	294	▼	-14.8%	-51	
	Misdemeanor	DM	32	▼	-30.4%	-14	
	Abuse and Neglect	AN	17	▼	-15.0%	-3	
	Truancy	TR	17	▲	+183.3%	+11	
	Foster Care Review	FC	12	▼	-14.3%	-2	
	Motion - Protective Order	MP	11	▼	-35.3%	-6	
	Temporary Detention Order	TD	11	▲	+175.0%	+7	
	Civil Violation	CI	10	↔		-	
	Felony	DF	8	▼	-42.9%	-6	
	Initial Foster Care	IF	8	▲	+100.0%	+4	
	Traffic	T	8	▲	+100.0%	+4	
	Remand Custody	RC	6	▼	-25.0%	-2	
	Paternity	PT	5	▼	-37.5%	-3	
	Permanency Planning	PH	4	▼	-50.0%	-4	
	Emergency Custody Order	EC	3	▲	-	+3	
	Other	OT	3	▲	-	+3	
	Terminate Parental Rights	TP	3	▼	-40.0%	-2	
	Entrustment	ET	2	▲	+100.0%	+1	
	Relief of Custody	CR	2	▲	+100.0%	+1	
	Remand Visitation	RV	2	▼	-75.0%	-6	
	Voluntary Continuing Services and Support Agreem	VA	2	↔		-	
	Emancipation	EP	1	↔		-	
	Non-Family Abuse Protective Order	AP	1	▼	-50.0%	-1	
	Show Cause	SC	1	↔		-	
	Status	ST	1	↔		-	
	Child In Need of Services	CS	0	▼	-100.0%	-3	
	Special Immigrant Juvenile Status	SI	0	▼	-100.0%	-1	
		<b>Total</b>		<b>464</b>	<b>▼</b>	<b>-13.1%</b>	<b>-70</b>
	<b>GRAND TOTAL</b>			<b>885</b>	<b>▼</b>	<b>-3.3%</b>	<b>-30</b>

\* Compared to same time period as previous year

\*\* Case Type Categories are defined in the 2017 Virginia Judicial Workload Assessment

The data reported reflect the case management system. The case types reported may not necessitate judicial involvement.

**Dispositions by Major Case Category\*\***

Category	Summary	Change	% Change	Absolute Change
Adult Criminal	183	▲	+1.1%	+2
Child Dependency	50	▲	-9.1%	-5
Child in Need of Services/Supervision	17	▲	+88.9%	+8
Custody and Visitation	299	▼	-15.3%	-54
Delinquency	41	▼	-32.8%	-20
Juvenile Miscellaneous	2	↔		0
New to Workload Study	10	▼	-9.1%	-1
Other	120	▲	+57.9%	+44
Protective Orders	56	▼	-3.4%	-2
Support	99	▲	-5.7%	-6
Traffic	8	▲	+100.0%	+4
<b>GRAND TOTAL</b>	<b>885</b>	▼	-3.3%	-30

\* Compared to same time period as previous year

\*\* Case Type Categories are defined in the 2017 Virginia Judicial Workload Assessment

The data reported reflect the case management system. The case types reported may not necessitate judicial involvement.

2024 Overall GRAND TOTAL		Distribution of Caseload			Change*		Percentage (%) of Caseload		
<b>2,224</b> 	+157 7.6%	<b>Adult</b>	1,082	49%	14.9% ▲	+140	<b>Adult</b>	45.6%	48.7%
		<b>Juvenile</b>	1,142	51%	1.5% ▲	+17	<b>Juvenile</b>	54.4%	51.3%
<b>GRAND TOTAL</b>		<b>2,224</b>	100%	7.6% ▲	+157	<b>GRAND TOTAL</b>	100%	100%	

Dispositions by Division & Code

Division	Case Type Description	Code	Summary	Change	% Change	Absolute Change	
<b>Adult</b>	Misdemeanor	CM	246	▲	+10.3%	+23	
	Other	OT	241	▲	+38.5%	+67	
	Civil Support	VS	179	▲	+6.5%	+11	
	Show Cause	SC	154	▼	-14.4%	-26	
	Felony	CF	95	▲	+75.9%	+41	
	Family Abuse - Protective Order	FP	90	▲	+12.5%	+10	
	Violation of Protective Order	PV	38	▲	+123.5%	+21	
	Capias	CA	18	▼	-35.7%	-10	
	Motion - Protective Order	MP	12	▲	+9.1%	+1	
	Remand Support	RS	6	▲	+200.0%	+4	
	Non-Family Abuse Protective Order	AP	3	▼	-40.0%	-2	
Total			<b>1,082</b>	▲	<b>14.9%</b>	<b>+140</b>	
<b>Juvenile</b>	Custody Visitation	CV	710	▲	+4.9%	+33	
	Misdemeanor	DM	85	▲	+1.2%	+1	
	Status	ST	58	▲	+18.4%	+9	
	Abuse and Neglect	AN	53	▲	+15.2%	+7	
	Traffic	T	45	▼	-34.8%	-24	
	Permanency Planning	PH	32	▲	+100.0%	+16	
	Foster Care Review	FC	26	▼	-23.5%	-8	
	Paternity	PT	18	▲	+80.0%	+8	
	Felony	DF	15	▲	+36.4%	+4	
	Remand Custody	RC	15	▲	+150.0%	+9	
	Terminate Parental Rights	TP	14	▲	+27.3%	+3	
	Initial Foster Care	IF	13	▼	-45.8%	-11	
	Motion - Protective Order	MP	13	▲	+1,200.0%	+12	
	Temporary Detention Order	TD	12	▲	+9.1%	+1	
	Truancy	TR	7	▼	-68.2%	-15	
	Emergency Custody Order	EC	6	↔		-	
	Child In Need of Services	CS	4	▼	-20.0%	-1	
	Show Cause	SC	4	▼	-42.9%	-3	
	Non-Family Abuse Protective Order	AP	3	▼	-50.0%	-3	
	Entrustment	ET	2	▼	-66.7%	-4	
	Relief of Custody	CR	2	▼	-50.0%	-2	
	Voluntary Continuing Services and Support Agreen	VA	2	▼	-50.0%	-2	
	Family Abuse - Protective Order	FP	1	▲	-	+1	
	Other	OT	1	▼	-50.0%	-1	
	Restoration of Parental Rights	RR	1	▲	-	+1	
	Child at Risk	RI	0	▼	-100.0%	-8	
	Emancipation	EP	0	▼	-100.0%	-1	
	Mental Commitment	MC	0	▼	-100.0%	-4	
	Qualified Residential Treatment	QR	0	▼	-100.0%	-1	
	Total			<b>1,142</b>	▲	<b>1.5%</b>	<b>+17</b>
	<b>GRAND TOTAL</b>			<b>2,224</b>	▲	<b>7.6%</b>	<b>+157</b>

\* Compared to same time period as previous year

\*\* Case Type Categories are defined in the 2017 Virginia Judicial Workload Assessment

The data reported reflect the case management system. The case types reported may not necessitate judicial involvement.



Dispositions by Major Case Category\*\*

Category	Summary	Change	% Change	Absolute Change
Adult Criminal	476	▲	+8.4%	+37
Child Dependency	144	▼	-6.5%	-10
Child in Need of Services/Supervision	12	▼	-57.1%	-16
Custody and Visitation	728	▲	+6.0%	+41
Delinquency	103	▼	+2.0%	+2
Juvenile Miscellaneous	58	▼	+16.0%	+8
Other	282	▲	+37.6%	+77
Protective Orders	122	▲	+18.4%	+19
Support	254	▼	+10.0%	+23
Traffic	45	▼	-34.8%	-24
<b>GRAND TOTAL</b>	<b>2,224</b>	▲	7.6%	+157

\* Compared to same time period as previous year

\*\* Case Type Categories are defined in the 2017 Virginia Judicial Workload Assessment

The data reported reflect the case management system. The case types reported may not necessitate judicial involvement.

2024 Overall GRAND TOTAL		Distribution of Caseload			Change*		Percentage (%) of Caseload		
<b>1,765</b> +87 5.2% 	Adult	900	51%	4.3% ▲	+37	Adult	2023	2024	
	Juvenile	865	49%	6.1% ▲	+50	Juvenile	51.4%	51.0%	
	<b>GRAND TOTAL</b>	<b>1,765</b>	100%	5.2% ▲	+87	<b>GRAND TOTAL</b>	100%	100%	

Dispositions by Division & Code

Division	Case Type Description	Code	Summary	Change	% Change	Absolute Change	
<b>Adult</b>	Misdemeanor	CM	282	▲	+23.7%	+54	
	Other	OT	148	▼	-22.9%	-44	
	Show Cause	SC	132	▲	+40.4%	+38	
	Civil Support	VS	82	▼	-17.2%	-17	
	Capias	CA	81	▲	+9.5%	+7	
	Felony	CF	67	▼	-31.6%	-31	
	Family Abuse - Protective Order	FP	60	▲	+3.4%	+2	
	Remand Support	RS	25	▲	+150.0%	+15	
	Motion - Protective Order	MP	10	▲	+400.0%	+8	
	Violation of Protective Order	PV	7	▲	+250.0%	+5	
	Non-Family Abuse Protective Order	AP	2	↔		-	
	Emergency Custody Order	EC	1	▲	-	+1	
	Protective Order	PC	1	▼	-75.0%	-3	
	Restricted License for Non-Support	SL	1	▲	-	+1	
	Violation Family Abuse Protective Order	PS	1	▲	-	+1	
	<b>Total</b>		<b>900</b>	<b>▲</b>	<b>4.3%</b>	<b>+37</b>	
<b>Juvenile</b>	Custody Visitation	CV	392	▼	-9.3%	-40	
	Status	ST	87	▲	+22.5%	+16	
	Misdemeanor	DM	73	▲	+108.6%	+38	
	Remand Custody	RC	44	▲	+214.3%	+30	
	Remand Visitation	RV	42	▲	+200.0%	+28	
	Foster Care Review	FC	41	▼	-6.8%	-3	
	Traffic	T	39	▲	+25.8%	+8	
	Permanency Planning	PH	31	▼	-40.4%	-21	
	Initial Foster Care	IF	26	▲	+116.7%	+14	
	Abuse and Neglect	AN	21	▲	+50.0%	+7	
	Felony	DF	18	▲	+63.6%	+7	
	Paternity	PT	10	▼	-66.7%	-20	
	Entrustment	ET	7	▲	-	+7	
	Non-Family Abuse Protective Order	AP	7	▲	+40.0%	+2	
	Truancy	TR	6	▲	+20.0%	+1	
	Voluntary Continuing Services and Support Agree	VA	6	▲	+20.0%	+1	
	Temporary Detention Order	TD	5	▲	+400.0%	+4	
	Terminate Parental Rights	TP	5	▼	-77.3%	-17	
	Civil Violation	CI	2	▼	-50.0%	-2	
	Child In Need of Services	CS	1	▼	-50.0%	-1	
	Emergency Custody Order	EC	1	▲	-	+1	
	Other	OT	1	▼	-66.7%	-2	
	Emancipation	EP	0	▼	-100.0%	-1	
	Family Abuse - Protective Order	FP	0	▼	-100.0%	-5	
	Qualified Residential Treatment	QR	0	▼	-100.0%	-2	
		<b>Total</b>		<b>865</b>	<b>▲</b>	<b>6.1%</b>	<b>+50</b>
		<b>GRAND TOTAL</b>		<b>1,765</b>	<b>▲</b>	<b>5.2%</b>	<b>+87</b>

\* Compared to same time period as previous year

\*\* Case Type Categories are defined in the 2017 Virginia Judicial Workload Assessment

The data reported reflect the case management system. The case types reported may not necessitate judicial involvement.

**Dispositions by Major Case Category\*\***

Category	Summary	Change	% Change	Absolute Change
Adult Criminal	512	▲	+5.6%	+27
Child Dependency	137	▲	-9.3%	-14
Child in Need of Services/Supervision	7	▼		0
Custody and Visitation	402	▼	-13.0%	-60
Delinquency	91	▲	+97.8%	+45
Juvenile Miscellaneous	87	▼	+20.8%	+15
New to Workload Study	2	▼	-50.0%	-2
Other	267	▲	+14.1%	+33
Protective Orders	79	▲	+9.7%	+7
Support	142	▲	+24.6%	+28
Traffic	39	▲	+25.8%	+8
<b>GRAND TOTAL</b>	<b>1,765</b>	▲	5.2%	+87

\* Compared to same time period as previous year

\*\* Case Type Categories are defined in the 2017 Virginia Judicial Workload Assessment

The data reported reflect the case management system. The case types reported may not necessitate judicial involvement.

2024 Overall GRAND TOTAL		Distribution of Caseload		Change*		Percentage (%) of Caseload			
<b>2,972</b>	-181 -5.7%	<b>Adult</b>	1,535	52%	6.4% ▲	+93	<b>Adult</b>	45.7%	51.6%
2024		<b>Juvenile</b>	1,437	48%	-16.0% ▼	-274	<b>Juvenile</b>	54.3%	48.4%
2023		<b>GRAND TOTAL</b>	<b>2,972</b>	100%	-5.7% ▼	-181	<b>GRAND TOTAL</b>	100%	100%

Dispositions by Division & Code

Division	Case Type Description	Code	Summary	Change	% Change	Absolute Change	
<b>Adult</b>	Show Cause	SC	445	▲	+25.7%	+91	
	Misdemeanor	CM	295	▼	-1.3%	-4	
	Other	OT	274	▲	+17.6%	+41	
	Civil Support	VS	202	▲	+26.3%	+42	
	Capias	CA	147	▲	+5.0%	+7	
	Family Abuse - Protective Order	FP	78	▼	-20.4%	-20	
	Felony	CF	52	▼	-45.3%	-43	
	Remand Support	RS	20	▼	-23.1%	-6	
	Motion - Protective Order	MP	11	▼	-26.7%	-4	
	Violation of Protective Order	PV	8	▼	-46.7%	-7	
	Non-Family Abuse Protective Order	AP	3	▼	-50.0%	-3	
	Protective Order	PC	0	▼	-100.0%	-1	
		<b>Total</b>		<b>1,535</b>	▲	<b>6.4%</b>	<b>+93</b>
<b>Juvenile</b>	Custody Visitation	CV	781	▼	-26.3%	-279	
	Status	ST	161	▲	+16.7%	+23	
	Misdemeanor	DM	124	▲	+51.2%	+42	
	Permanency Planning	PH	47	▲	+80.8%	+21	
	Traffic	T	46	▲	+48.4%	+15	
	Paternity	PT	45	▲	+45.2%	+14	
	Motion - Protective Order	MP	33	▼	-45.0%	-27	
	Remand Custody	RC	33	▼	-13.2%	-5	
	Remand Visitation	RV	33	▼	-13.2%	-5	
	Foster Care Review	FC	31	▼	-40.4%	-21	
	Felony	DF	26	▲	+225.0%	+18	
	Abuse and Neglect	AN	21	▼	-67.2%	-43	
	Show Cause	SC	12	▲	+33.3%	+3	
	Temporary Detention Order	TD	10	▲	+11.1%	+1	
	Initial Foster Care	IF	8	▼	-57.9%	-11	
	Truancy	TR	8	▼	-11.1%	-1	
	Non-Family Abuse Protective Order	AP	4	↔		-	
	Terminate Parental Rights	TP	4	▼	-71.4%	-10	
	Emergency Custody Order	EC	3	▼	-40.0%	-2	
	Relief of Custody	CR	3	↔		-	
	Child In Need of Services	CS	2	▲	+100.0%	+1	
	Entrustment	ET	2	↔		-	
	Emancipation	EP	0	▼	-100.0%	-1	
	Family Abuse - Protective Order	FP	0	▼	-100.0%	-3	
	Mental Commitment	MC	0	▼	-100.0%	-1	
	Other	OT	0	▼	-100.0%	-1	
	Qualified Residential Treatment	QR	0	▼	-100.0%	-1	
	Voluntary Continuing Services and Support Agreem	VA	0	▼	-100.0%	-1	
		<b>Total</b>		<b>1,437</b>	▼	<b>-16.0%</b>	<b>-274</b>
	<b>GRAND TOTAL</b>			<b>2,972</b>	▼	<b>-5.7%</b>	<b>-181</b>

\* Compared to same time period as previous year

\*\* Case Type Categories are defined in the 2017 Virginia Judicial Workload Assessment

The data reported reflect the case management system. The case types reported may not necessitate judicial involvement.


Dispositions by Major Case Category\*\*

Category	Summary	Change	% Change	Absolute Change
Adult Criminal	850	▼	+2.9%	+24
Child Dependency	116	▼	-36.3%	-66
Child in Need of Services/Supervision	10	▲		0
Custody and Visitation	826	▲	-24.3%	-265
Delinquency	162	▲	+63.6%	+63
Juvenile Miscellaneous	161	▼	+15.8%	+22
Other	373	▲	+6.3%	+22
Protective Orders	129	▼	-30.6%	-57
Support	299	▲	+25.6%	+61
Traffic	46	▲	+48.4%	+15
<b>GRAND TOTAL</b>	<b>2,972</b>	▼	-5.7%	-181

\* Compared to same time period as previous year

\*\* Case Type Categories are defined in the 2017 Virginia Judicial Workload Assessment

The data reported reflect the case management system. The case types reported may not necessitate judicial involvement.

2024 Overall GRAND TOTAL		Distribution of Caseload			Change*		Percentage (%) of Caseload		
<b>3,164</b>	-131 -4.0%	<b>Adult</b>	1,500	47%	-10.9% ▼	-183	<b>Adult</b>	51.1%	47.4%
2024 		<b>Juvenile</b>	1,664	53%	3.2% ▲	+52	<b>Juvenile</b>	48.9%	52.6%
2023		<b>GRAND TOTAL</b>	<b>3,164</b>	100%	-4.0% ▼	-131	<b>GRAND TOTAL</b>	100%	100%

Dispositions by Division & Code

Division	Case Type Description	Code	Summary	Change	% Change	Absolute Change	
<b>Adult</b>	Misdemeanor	CM	414	▲	+2.5%	+10	
	Other	OT	275	▲	-24.7%	-90	
	Felony	CF	184	▼	-18.6%	-42	
	Show Cause	SC	151	▲	-0.7%	-1	
	Civil Support	VS	145	▼	-21.6%	-40	
	Family Abuse - Protective Order	FP	130	▼	-8.5%	-12	
	Capias	CA	118	▲	-18.6%	-27	
	Motion - Protective Order	MP	30	▼	-9.1%	-3	
	Violation of Protective Order	PV	30	▲	+150.0%	+18	
	Remand Support	RS	14	▲	+100.0%	+7	
	Bond Forfeiture	BF	4	▼	-20.0%	-1	
	Protective Order	PC	3	▲	+200.0%	+2	
	Restricted License for Non-Support	SL	2	↔		-	
	Non-Family Abuse Protective Order	AP	0	▼	-100.0%	-4	
	<b>Total</b>		<b>1,500</b>	▼	<b>-10.9%</b>	<b>-183</b>	
<b>Juvenile</b>	Custody Visitation	CV	893	▼	-1.8%	-16	
	Permanency Planning	PH	107	▲	+42.7%	+32	
	Status	ST	83	▲	+80.4%	+37	
	Remand Visitation	RV	68	▲	+9.7%	+6	
	Traffic	T	66	▼	-9.6%	-7	
	Remand Custody	RC	64	▲	+4.9%	+3	
	Foster Care Review	FC	60	▲	+3.4%	+2	
	Misdemeanor	DM	56	▼	-6.7%	-4	
	Felony	DF	51	▲	+96.2%	+25	
	Abuse and Neglect	AN	49	▼	-9.3%	-5	
	Initial Foster Care	IF	38	▼	-7.3%	-3	
	Terminate Parental Rights	TP	34	▲	+9.7%	+3	
	Paternity	PT	28	▲	+12.0%	+3	
	Truancy	TR	13	▲	+18.2%	+2	
	Motion - Protective Order	MP	11	▼	-31.3%	-5	
	Temporary Detention Order	TD	9	▼	-25.0%	-3	
	Non-Family Abuse Protective Order	AP	8	▼	-11.1%	-1	
	Voluntary Continuing Services and Support Agreem	VA	7	↔		-	
	Other	OT	6	▼	-14.3%	-1	
	Emergency Custody Order	EC	4	▲	+33.3%	+1	
	Relief of Custody	CR	4	▼	-63.6%	-7	
	Civil Violation	CI	2	▲	-	+2	
	Entrustment	ET	2	▼	-66.7%	-4	
	Child In Need of Services	CS	1	↔		-	
	Qualified Residential Treatment	QR	0	▼	-100.0%	-6	
	Show Cause	SC	0	▼	-100.0%	-2	
		<b>Total</b>		<b>1,664</b>	▲	<b>3.2%</b>	<b>+52</b>
	<b>GRAND TOTAL</b>			<b>3,164</b>	▼	<b>-4.0%</b>	<b>-131</b>

\* Compared to same time period as previous year  
 \*\* Case Type Categories are defined in the 2017 Virginia Judicial Workload Assessment  
 The data reported reflect the case management system. The case types reported may not necessitate judicial involvement.

Dispositions by Major Case Category\*\*

Category	Summary	Change	% Change	Absolute Change
Adult Criminal	871	▲	-6.0%	-56
Child Dependency	301	▼	+4.2%	+12
Child in Need of Services/Supervision	14	▲	+16.7%	+2
Custody and Visitation	921	▲	-1.4%	-13
Delinquency	107	▼	+21.6%	+19
Juvenile Miscellaneous	83	▲	+80.4%	+37
New to Workload Study	2	▲	-	+2
Other	440	▲	-14.9%	-77
Protective Orders	179	▼	-12.3%	-25
Support	180	▲	-12.2%	-25
Traffic	66	▼	-9.6%	-7
<b>GRAND TOTAL</b>	<b>3,164</b>	▼	-4.0%	-131

\* Compared to same time period as previous year

\*\* Case Type Categories are defined in the 2017 Virginia Judicial Workload Assessment

The data reported reflect the case management system. The case types reported may not necessitate judicial involvement.

2024 Overall GRAND TOTAL		Distribution of Caseload		Change*		Percentage (%) of Caseload			
<b>1,554</b>	-150 -8.8%	<b>Adult</b>	685	44%	-15.4% ▼	-125	<b>Adult</b>	47.5%	44.1%
2024		<b>Juvenile</b>	869	56%	-2.8% ▼	-25	<b>Juvenile</b>	52.5%	55.9%
2023		<b>GRAND TOTAL</b>	<b>1,554</b>	100%	-8.8% ▼	-150	<b>GRAND TOTAL</b>	100%	100%

Dispositions by Division & Code

Division	Case Type Description	Code	Summary	Change	% Change	Absolute Change	
<b>Adult</b>	Show Cause	SC	185	▲	+20.1%	+31	
	Other	OT	165	▼	-12.7%	-24	
	Misdemeanor	CM	114	▼	-20.3%	-29	
	Civil Support	VS	76	▼	-14.6%	-13	
	Capias	CA	67	▼	-13.0%	-10	
	Family Abuse - Protective Order	FP	34	▼	-35.8%	-19	
	Felony	CF	24	▼	-68.0%	-51	
	Motion - Protective Order	MP	6	↔		-	
	Non-Family Abuse Protective Order	AP	5	↔		-	
	Remand Support	RS	4	▼	-50.0%	-4	
	Bond Forfeiture	BF	2	▼	-71.4%	-5	
	Restricted License for Non-Support	SL	2	↔		-	
	Violation of Protective Order	PV	1	▼	-50.0%	-1	
		<b>Total</b>		<b>685</b>	▼	<b>-15.4%</b>	<b>-125</b>
<b>Juvenile</b>	Custody Visitation	CV	444	▼	-7.9%	-38	
	Permanency Planning	PH	59	▼	-33.0%	-29	
	Child at Risk	RI	52	▲	+333.3%	+40	
	Terminate Parental Rights	TP	50	▲	+127.3%	+28	
	Foster Care Review	FC	42	▼	-28.8%	-17	
	Truancy	TR	38	▼	-20.8%	-10	
	Abuse and Neglect	AN	33	▲	+10.0%	+3	
	Initial Foster Care	IF	29	↔		-	
	Motion - Protective Order	MP	26	▲	+420.0%	+21	
	Misdemeanor	DM	18	↔		-	
	Traffic	T	17	▼	-50.0%	-17	
	Entrustment	ET	10	▲	+400.0%	+8	
	Status	ST	8	▼	-33.3%	-4	
	Voluntary Continuing Services and Support Agreen	VA	7	▲	+600.0%	+6	
	Child In Need of Services	CS	5	▼	-28.6%	-2	
	Non-Family Abuse Protective Order	AP	5	▼	-28.6%	-2	
	Paternity	PT	5	▲	+66.7%	+2	
	Remand Custody	RC	4	▼	-63.6%	-7	
	Remand Visitation	RV	4	▼	-69.2%	-9	
	Felony	DF	3	↔		-	
	Relief of Custody	CR	3	↔		-	
	Civil Violation	CI	2	▲	-	+2	
	Emancipation	EP	2	▲	+100.0%	+1	
	Capias	CA	1	▲	-	+1	
	Show Cause	SC	1	▲	-	+1	
	Temporary Detention Order	TD	1	▲	-	+1	
	Family Abuse - Protective Order	FP	0	▼	-100.0%	-2	
	Other	OT	0	▼	-100.0%	-2	
		<b>Total</b>		<b>869</b>	▼	<b>-2.8%</b>	<b>-25</b>
	<b>GRAND TOTAL</b>			<b>1,554</b>	▼	<b>-8.8%</b>	<b>-150</b>

\* Compared to same time period as previous year  
 \*\* Case Type Categories are defined in the 2017 Virginia Judicial Workload Assessment  
 The data reported reflect the case management system. The case types reported may not necessitate judicial involvement.



**Dispositions by Major Case Category\*\***

Category	Summary	Change	% Change	Absolute Change
Adult Criminal	338	▼	-18.2%	-75
Child Dependency	285	▲	+15.9%	+39
Child in Need of Services/Supervision	43	▼	-21.8%	-12
Custody and Visitation	449	▲	-7.4%	-36
Delinquency	23	▲	+9.5%	+2
Juvenile Miscellaneous	10	▲	-23.1%	-3
New to Workload Study	2	▲	-	+2
Other	178	▲	-20.2%	-45
Protective Orders	76	▲	-2.6%	-2
Support	133	▲	-2.2%	-3
Traffic	17	▼	-50.0%	-17
<b>GRAND TOTAL</b>	<b>1,554</b>	▼	-8.8%	-150

\* Compared to same time period as previous year

\*\* Case Type Categories are defined in the 2017 Virginia Judicial Workload Assessment

The data reported reflect the case management system. The case types reported may not necessitate judicial involvement.

2024 Overall GRAND TOTAL		Distribution of Caseload		Change*		Percentage (%) of Caseload		
<b>867</b>	-262 -23.2%	<b>Adult</b>	407 47%	-14.0% ▼	-66	<b>Adult</b>	41.9%	46.9%
2024		<b>Juvenile</b>	460 53%	-29.9% ▼	-196	<b>Juvenile</b>	58.1%	53.1%
2023		<b>GRAND TOTAL</b>	<b>867</b> 100%	-23.2% ▼	-262	<b>GRAND TOTAL</b>	100%	100%

Dispositions by Division & Code

Division	Case Type Description	Code	Summary	Change	% Change	Absolute Change
<b>Adult</b>	Other	OT	84	▼	+3.7%	+3
	Civil Support	VS	81	▼	-33.1%	-40
	Misdemeanor	CM	78	▼	-7.1%	-6
	Show Cause	SC	70	▲	+1.4%	+1
	Family Abuse - Protective Order	FP	39	▼	-18.8%	-9
	Capias	CA	36	▲	-7.7%	-3
	Felony	CF	9	▼	-60.9%	-14
	Motion - Protective Order	MP	6	▲	+20.0%	+1
	Non-Family Abuse Protective Order	AP	2	▲	+100.0%	+1
	Protective Order	PC	1	▲	-	+1
	Remand Support	RS	1	▼	-50.0%	-1
	<b>Total</b>		<b>407</b>	▼	<b>-14.0%</b>	<b>-66</b>
<b>Juvenile</b>	Custody Visitation	CV	340	▼	-24.3%	-109
	Misdemeanor	DM	29	▼	-29.3%	-12
	Permanency Planning	PH	14	▼	-65.9%	-27
	Truancy	TR	10	▲	+11.1%	+1
	Initial Foster Care	IF	9	▼	-10.0%	-1
	Entrustment	ET	8	↔	-	-
	Felony	DF	7	▼	-63.2%	-12
	Child In Need of Services	CS	6	▼	-33.3%	-3
	Paternity	PT	6	▲	+50.0%	+2
	Foster Care Review	FC	5	▼	-54.5%	-6
	Status	ST	5	▼	-37.5%	-3
	Terminate Parental Rights	TP	4	▼	-20.0%	-1
	Traffic	T	4	▼	-81.0%	-17
	Abuse and Neglect	AN	3	▼	-62.5%	-5
	Child at Risk	RI	3	▲	-	+3
	Voluntary Continuing Services and Support Agree	VA	2	▲	-	+2
	Civil Violation	CI	1	▲	-	+1
	Motion - Protective Order	MP	1	↔	-	-
	Other	OT	1	▲	-	-
	Relief of Custody	CR	1	▼	-50.0%	-1
	Show Cause	SC	1	▼	-50.0%	-1
	Emergency Custody Order	EC	0	▼	-100.0%	-2
	Mental Commitment	MC	0	▼	-100.0%	-1
	Non-Family Abuse Protective Order	AP	0	▼	-100.0%	-1
	Qualified Residential Treatment	QR	0	▼	-100.0%	-1
	Remand Custody	RC	0	▼	-100.0%	-1
	Temporary Detention Order	TD	0	▼	-100.0%	-1
		<b>Total</b>		<b>460</b>	▼	<b>-29.9%</b>
<b>GRAND TOTAL</b>			<b>867</b>	▼	<b>-23.2%</b>	<b>-262</b>

Dispositions by Major Case Category\*\*

Category	Summary	Change	% Change	Absolute Change
Adult Criminal	150	▲	-21.1%	-40
Child Dependency	49	▲	-43.0%	-37
Child in Need of Services/Supervision	16	▼	-15.8%	-3

\* Compared to same time period as previous year  
 \*\* Case Type Categories are defined in the 2017 Virginia Judicial Workload Assessment  
 The data reported reflect the case management system. The case types reported may not necessitate judicial involvement.


**CPSS - JCMS CASELOAD STATISTICS OF THE JUVENILE & DOMESTIC RELATIONS DISTRICT COURTS**  
 January 2024 thru November 2024 Dispositions (Compared to January 2023 thru November 2023)

Custody and Visitation	346	▲	-23.6%	-107
Delinquency	37	▼	-39.3%	-24
Juvenile Miscellaneous	5	▼	-44.4%	-4
New to Workload Study	1	▲	-	+1
Other	86	▲	-2.3%	-2
Protective Orders	48	▲	-14.3%	-8
Support	125	▲	-14.4%	-21
Traffic	4	▼	-81.0%	-17
<b>GRAND TOTAL</b>	<b>867</b>	▼	-23.2%	-262

\* Compared to same time period as previous year

\*\* Case Type Categories are defined in the 2017 Virginia Judicial Workload Assessment

The data reported reflect the case management system. The case types reported may not necessitate judicial involvement.

2024 Overall GRAND TOTAL		Distribution of Caseload		Change*		Percentage (%) of Caseload			
<b>2,116</b> -58 -2.7% 		<b>Adult</b>	1,179	56%	-9.9% ▼	-129	<b>Adult</b>	60.2%	55.7%
		<b>Juvenile</b>	937	44%	8.2% ▲	+71	<b>Juvenile</b>	39.8%	44.3%
		<b>GRAND TOTAL</b>	<b>2,116</b>	100%	-2.7% ▼	-58	<b>GRAND TOTAL</b>	100%	100%

Dispositions by Division & Code

Division	Case Type Description	Code	Summary	Change	% Change	Absolute Change	
<b>Adult</b>	Show Cause	SC	366	▼	-30.0%	-157	
	Misdemeanor	CM	212	▼	-1.4%	-3	
	Other	OT	209	▲	+11.2%	+21	
	Civil Support	VS	128	▼	-5.2%	-7	
	Felony	CF	74	▲	+45.1%	+23	
	Capias	CA	67	▼	-6.9%	-5	
	Family Abuse - Protective Order	FP	64	▼	-11.1%	-8	
	Remand Support	RS	18	▲	+5.9%	+1	
	Motion - Protective Order	MP	17	▲	+41.7%	+5	
	Violation of Protective Order	PV	9	▲	+80.0%	+4	
	Bond Forfeiture	BF	8	▼	-38.5%	-5	
	Non-Family Abuse Protective Order	AP	7	▲	+40.0%	+2	
		<b>Total</b>		<b>1,179</b>	▼	<b>-9.9%</b>	<b>-129</b>
<b>Juvenile</b>	Custody Visitation	CV	428	▼	-16.6%	-85	
	Misdemeanor	DM	75	▲	+141.9%	+44	
	Permanency Planning	PH	63	▼	-24.1%	-20	
	Foster Care Review	FC	46	▲	+35.3%	+12	
	Abuse and Neglect	AN	39	▲	+44.4%	+12	
	Terminate Parental Rights	TP	34	▲	+240.0%	+24	
	Entrustment	ET	33	▲	+135.7%	+19	
	Initial Foster Care	IF	33	▲	+83.3%	+15	
	Traffic	T	29	▲	+52.6%	+10	
	Remand Custody	RC	24	▲	+60.0%	+9	
	Remand Visitation	RV	24	▲	+60.0%	+9	
	Truancy	TR	24	▲	+166.7%	+15	
	Motion - Protective Order	MP	19	↔		-	
	Felony	DF	15	▲	+50.0%	+5	
	Relief of Custody	CR	7	▲	+250.0%	+5	
	Temporary Detention Order	TD	7	▲	+133.3%	+4	
	Paternity	PT	5	▼	-37.5%	-3	
	Show Cause	SC	5	▲	+150.0%	+3	
	Capias	CA	4	▲	+100.0%	+2	
	Child In Need of Services	CS	4	↔		-	
	Other	OT	4	▲	+100.0%	+2	
	Status	ST	4	▼	-66.7%	-8	
	Voluntary Continuing Services and Support Agree	VA	4	▼	-20.0%	-1	
	Civil Violation	CI	2	↔		-	
	Emergency Custody Order	EC	2	▼	-33.3%	-1	
	Mental Commitment	MC	2	▲	-	+2	
	Non-Family Abuse Protective Order	AP	1	▼	-66.7%	-2	
	Qualified Residential Treatment	QR	0	▼	-100.0%	-1	
		<b>Total</b>		<b>937</b>	▲	<b>8.2%</b>	<b>+71</b>
	<b>GRAND TOTAL</b>			<b>2,116</b>	▼	<b>-2.7%</b>	<b>-58</b>

\* Compared to same time period as previous year

\*\* Case Type Categories are defined in the 2017 Virginia Judicial Workload Assessment

The data reported reflect the case management system. The case types reported may not necessitate judicial involvement.

Dispositions by Major Case Category\*\*

Category	Summary	Change	% Change	Absolute Change
Adult Criminal	636	▲	-21.1%	-170
Child Dependency	259	▲	+33.5%	+65
Child in Need of Services/Supervision	31	▲	+106.7%	+16
Custody and Visitation	433	▼	-16.9%	-88
Delinquency	96	▲	+123.3%	+53
Juvenile Miscellaneous	4	▼	-66.7%	-8
New to Workload Study	2	↔		0
Other	290	▲	+19.3%	+47
Protective Orders	108	▲	-2.7%	-3
Support	228	▲	+9.6%	+20
Traffic	29	▲	+52.6%	+10
<b>GRAND TOTAL</b>	<b>2,116</b>	▼	-2.7%	-58

\* Compared to same time period as previous year

\*\* Case Type Categories are defined in the 2017 Virginia Judicial Workload Assessment

The data reported reflect the case management system. The case types reported may not necessitate judicial involvement.

2024 Overall GRAND TOTAL		Distribution of Caseload			Change*		Percentage (%) of Caseload		
<b>2,918</b> -84 -2.8% 		<b>Adult</b>	1,603	55%	13.8% ▲	+195	<b>Adult</b>	46.9%	54.9%
		<b>Juvenile</b>	1,315	45%	-17.5% ▼	-279	<b>Juvenile</b>	53.1%	45.1%
		<b>GRAND TOTAL</b>	<b>2,918</b>	100%	-2.8% ▼	-84	<b>GRAND TOTAL</b>	100%	100%

Dispositions by Division & Code

Division	Case Type Description	Code	Summary	Change	% Change	Absolute Change	
<b>Adult</b>	Misdemeanor	CM	452	▲	+56.9%	+164	
	Other	OT	315	▲	-6.5%	-22	
	Show Cause	SC	235	▲	+6.3%	+14	
	Civil Support	VS	200	▲	+13.0%	+23	
	Felony	CF	169	▲	+29.0%	+38	
	Capias	CA	100	▼	-9.1%	-10	
	Family Abuse - Protective Order	FP	91	▼	-15.7%	-17	
	Motion - Protective Order	MP	21	▲	+23.5%	+4	
	Remand Support	RS	10	▼	-16.7%	-2	
	Non-Family Abuse Protective Order	AP	7	↔	-	-	
	Restricted License for Non-Support	SL	2	▲	-	+2	
	Violation Family Abuse Protective Order	PS	1	▲	-	+1	
		<b>Total</b>		<b>1,603</b>	<b>▲</b>	<b>13.8%</b>	<b>+195</b>
<b>Juvenile</b>	Custody Visitation	CV	776	▼	-15.7%	-144	
	Motion - Protective Order	MP	77	▼	-20.6%	-20	
	Misdemeanor	DM	73	▼	-18.0%	-16	
	Abuse and Neglect	AN	55	▼	-55.6%	-69	
	Traffic	T	52	↔	-	-	
	Foster Care Review	FC	36	▲	+100.0%	+18	
	Remand Custody	RC	36	▲	+12.5%	+4	
	Permanency Planning	PH	34	▼	-41.4%	-24	
	Status	ST	28	▲	+100.0%	+14	
	Felony	DF	25	▲	+78.6%	+11	
	Initial Foster Care	IF	21	▼	-8.7%	-2	
	Terminate Parental Rights	TP	18	▼	-21.7%	-5	
	Truancy	TR	15	▼	-40.0%	-10	
	Paternity	PT	13	▼	-43.5%	-10	
	Other	OT	10	▲	+42.9%	+3	
	Show Cause	SC	10	▲	+100.0%	+5	
	Child In Need of Services	CS	7	▲	+75.0%	+3	
	Voluntary Continuing Services and Support Agreen	VA	7	▲	+40.0%	+2	
	Relief of Custody	CR	6	▲	+50.0%	+2	
	Entrustment	ET	4	▼	-80.0%	-16	
	Non-Family Abuse Protective Order	AP	3	▼	-76.9%	-10	
	Temporary Detention Order	TD	3	▼	-70.0%	-7	
	Child at Risk	RI	2	▲	-	+2	
	Civil Violation	CI	1	↔	-	-	
	Emergency Custody Order	EC	1	▼	-83.3%	-5	
	Family Abuse - Protective Order	FP	1	↔	-	-	
	Mental Commitment	MC	1	▼	-50.0%	-1	
	Capias	CA	0	▼	-100.0%	-1	
	Juvenile Support	JS	0	▼	-100.0%	-1	
	Protective Order	PC	0	▼	-100.0%	-1	
	Qualified Residential Treatment	QR	0	▼	-100.0%	-1	
		<b>Total</b>		<b>1,315</b>	<b>▼</b>	<b>-17.5%</b>	<b>-279</b>
		<b>GRAND TOTAL</b>		<b>2,918</b>	<b>▼</b>	<b>-2.8%</b>	<b>-84</b>

\* Compared to same time period as previous year

\*\* Case Type Categories are defined in the 2017 Virginia Judicial Workload Assessment

The data reported reflect the case management system. The case types reported may not necessitate judicial involvement.

Dispositions by Major Case Category\*\*

Category	Summary	Change	% Change	Absolute Change
Adult Criminal	881	▲	+28.1%	+193
Child Dependency	183	▲	-33.7%	-93
Child in Need of Services/Supervision	23	▲	-20.7%	-6
Custody and Visitation	789	▼	-16.3%	-154
Delinquency	107	▼	-2.7%	-3
Juvenile Miscellaneous	28	▲	+100.0%	+14
New to Workload Study	1	↔		0
Other	376	▼	-7.4%	-30
Protective Orders	200	▼	-17.7%	-43
Support	278	▲	+15.8%	+38
Traffic	52	↔		0
<b>GRAND TOTAL</b>	<b>2,918</b>	▼	-2.8%	-84

\* Compared to same time period as previous year

\*\* Case Type Categories are defined in the 2017 Virginia Judicial Workload Assessment

The data reported reflect the case management system. The case types reported may not necessitate judicial involvement.

2024 Overall GRAND TOTAL		Distribution of Caseload		Change*		Percentage (%) of Caseload		
<b>1,590</b> +29 1.9% 	Adult Juvenile GRAND TOTAL	758	48%	-3.6% ▼	-28	50.4%	47.7%	
		832	52%	7.4% ▲	+57	49.6%	52.3%	
		<b>1,590</b>	100%	1.9% ▲	+29	<b>100%</b>	<b>100%</b>	

Dispositions by Division & Code

Division	Case Type Description	Code	Summary	Change	% Change	Absolute Change	
<b>Adult</b>	Other	OT	170	▲	-2.3%	-4	
	Show Cause	SC	150	▲	+8.7%	+12	
	Misdemeanor	CM	148	▼	-16.4%	-29	
	Civil Support	VS	80	▼	-17.5%	-17	
	Capias	CA	68	▲	+7.9%	+5	
	Family Abuse - Protective Order	FP	62	▼	-16.2%	-12	
	Felony	CF	31	▲	+55.0%	+11	
	Remand Support	RS	20	▲	+17.6%	+3	
	Non-Family Abuse Protective Order	AP	16	▲	+60.0%	+6	
	Motion - Protective Order	MP	10	▼	-9.1%	-1	
	Protective Order	PC	1	↔		-	
	Restricted License for Non-Support	SL	1	▼	-50.0%	-1	
	Return of Desposit (Bondsman)	RD	1	▲	-	+1	
	Bond Forfeiture	BF	0	▼	-100.0%	-2	
	<b>Total</b>		<b>758</b>	▼	<b>-3.6%</b>	<b>-28</b>	
<b>Juvenile</b>	Custody Visitation	CV	377	▲	+0.5%	+2	
	Traffic	T	66	▲	+29.4%	+15	
	Misdemeanor	DM	62	▲	+129.6%	+35	
	Permanency Planning	PH	60	↔		-	
	Foster Care Review	FC	53	▲	+47.2%	+17	
	Abuse and Neglect	AN	51	▼	-10.5%	-6	
	Remand Custody	RC	32	▲	+14.3%	+4	
	Initial Foster Care	IF	29	▲	+7.4%	+2	
	Truancy	TR	24	▲	+84.6%	+11	
	Terminate Parental Rights	TP	17	▼	-55.3%	-21	
	Remand Visitation	RV	12	▲	+50.0%	+4	
	Show Cause	SC	8	▲	+100.0%	+4	
	Paternity	PT	7	▲	+40.0%	+2	
	Non-Family Abuse Protective Order	AP	6	▲	+50.0%	+2	
	Felony	DF	5	▼	-16.7%	-1	
	Entrustment	ET	4	▲	-	+4	
	Other	OT	4	▲	+33.3%	+1	
	Relief of Custody	CR	4	↔		-	
	Voluntary Continuing Services and Support Agreen	VA	3	▲	-	+3	
	Emergency Custody Order	EC	2	↔		-	
	Status	ST	2	▼	-80.0%	-8	
	Child In Need of Services	CS	1	▼	-87.5%	-7	
	Emancipation	EP	1	▲	-	+1	
	Restoration of Parental Rights	RR	1	▲	-	+1	
	Temporary Detention Order	TD	1	▼	-50.0%	-1	
	Capias	CA	0	▼	-100.0%	-1	
	Civil Violation	CI	0	▼	-100.0%	-3	
	Family Abuse - Protective Order	FP	0	▼	-100.0%	-1	
	Qualified Residential Treatment	QR	0	▼	-100.0%	-2	
		<b>Total</b>		<b>832</b>	▲	<b>7.4%</b>	<b>+57</b>
	<b>GRAND TOTAL</b>			<b>1,590</b>	▲	1.9%	+29

\* Compared to same time period as previous year

\*\* Case Type Categories are defined in the 2017 Virginia Judicial Workload Assessment

The data reported reflect the case management system. The case types reported may not necessitate judicial involvement.



**Dispositions by Major Case Category\*\***

Category	Summary	Change	% Change	Absolute Change
Adult Criminal	302	▼	-10.4%	-35
Child Dependency	221	▲	-1.3%	-3
Child in Need of Services/Supervision	29	▲	+38.1%	+8
Custody and Visitation	384	▲	+1.1%	+4
Delinquency	71	▲	+86.8%	+33
Juvenile Miscellaneous	3	▲	-70.0%	-7
New to Workload Study	0	▼	-100.0%	-3
Other	243	▲	+3.8%	+9
Protective Orders	94	▼	-6.0%	-6
Support	177	▲	+8.6%	+14
Traffic	66	▲	+29.4%	+15
<b>GRAND TOTAL</b>	<b>1,590</b>	▲	1.9%	+29

\* Compared to same time period as previous year

\*\* Case Type Categories are defined in the 2017 Virginia Judicial Workload Assessment

The data reported reflect the case management system. The case types reported may not necessitate judicial involvement.

2024 Overall GRAND TOTAL		Distribution of Caseload			Change*		Percentage (%) of Caseload		
<b>1,333</b> +28 2.1% 		<b>Adult</b>	534	40%	-4.6% ▼	-26	<b>Adult</b>	42.9%	40.1%
		<b>Juvenile</b>	799	60%	7.2% ▲	+54	<b>Juvenile</b>	57.1%	59.9%
		<b>GRAND TOTAL</b>	<b>1,333</b>	100%	2.1% ▲	+28	<b>GRAND TOTAL</b>	100%	100%

Dispositions by Division & Code

Division	Case Type Description	Code	Summary	Change	% Change	Absolute Change	
<b>Adult</b>	Misdemeanor	CM	110	▼	-32.5%	-53	
	Other	OT	109	▲	+32.9%	+27	
	Felony	CF	85	▲	+44.1%	+26	
	Show Cause	SC	71	▲	-2.7%	-2	
	Civil Support	VS	70	▲	+42.9%	+21	
	Capias	CA	33	▼	-34.0%	-17	
	Family Abuse - Protective Order	FP	33	▼	-35.3%	-18	
	Remand Support	RS	10	▼	-41.2%	-7	
	Motion - Protective Order	MP	8	▼	-20.0%	-2	
	Non-Family Abuse Protective Order	AP	5	↔		-	
	Restricted License for Non-Support	SL	0	▼	-100.0%	-1	
	<b>Total</b>		<b>534</b>	▼	<b>-4.6%</b>	<b>-26</b>	
<b>Juvenile</b>	Custody Visitation	CV	286	▼	-17.3%	-60	
	Misdemeanor	DM	181	▲	+147.9%	+108	
	Traffic	T	80	▲	+21.2%	+14	
	Felony	DF	39	▲	+290.0%	+29	
	Permanency Planning	PH	35	▼	-5.4%	-2	
	Foster Care Review	FC	28	▼	-3.4%	-1	
	Terminate Parental Rights	TP	24	▲	+100.0%	+12	
	Truancy	TR	22	▼	-26.7%	-8	
	Remand Custody	RC	20	▼	-28.6%	-8	
	Remand Visitation	RV	20	▼	-28.6%	-8	
	Abuse and Neglect	AN	14	▼	-36.4%	-8	
	Initial Foster Care	IF	13	▼	-43.5%	-10	
	Child In Need of Services	CS	10	▼	-9.1%	-1	
	Paternity	PT	7	▲	+40.0%	+2	
	Entrustment	ET	4	▲	-	+4	
	Voluntary Continuing Services and Support Agree	VA	4	▲	+33.3%	+1	
	Capias	CA	3	▲	+200.0%	+2	
	Status	ST	3	▼	-50.0%	-3	
	Non-Family Abuse Protective Order	AP	2	▼	-33.3%	-1	
	Civil Violation	CI	1	↔		-	
	Emergency Custody Order	EC	1	↔		-	
	Show Cause	SC	1	▼	-66.7%	-2	
	Temporary Detention Order	TD	1	↔		-	
	Other	OT	0	▼	-100.0%	-2	
	Relief of Custody	CR	0	▼	-100.0%	-4	
		<b>Total</b>		<b>799</b>	▲	<b>7.2%</b>	<b>+54</b>
		<b>GRAND TOTAL</b>		<b>1,333</b>	▲	<b>2.1%</b>	<b>+28</b>

Dispositions by Major Case Category\*\*

Category	Summary	Change	% Change	Absolute Change
Adult Criminal	261	▼	-17.4%	-55
Child Dependency	122	▲	-6.2%	-8
Child in Need of Services/Supervision	32	▼	-22.0%	-9
Custody and Visitation	294	▲	-16.2%	-57
Delinquency	223	▲	+156.3%	+136

\* Compared to same time period as previous year  
 \*\* Case Type Categories are defined in the 2017 Virginia Judicial Workload Assessment  
 The data reported reflect the case management system. The case types reported may not necessitate judicial involvement.

**CPSS - JCMS CASELOAD STATISTICS OF THE JUVENILE & DOMESTIC RELATIONS DISTRICT COURTS**  
 January 2024 thru November 2024 Dispositions (Compared to January 2023 thru November 2023)

**Scott**




District: 30 FIPS: 169

Juvenile Miscellaneous	3	▼	-50.0%	-3
New to Workload Study	1	↔		0
Other	161	▲	+1.3%	+2
Protective Orders	48	▼	-30.4%	-21
Support	108	▼	+36.7%	+29
Traffic	80	▲	+21.2%	+14
<b>GRAND TOTAL</b>	<b>1,333</b>	▲	2.1%	+28

\* Compared to same time period as previous year

\*\* Case Type Categories are defined in the 2017 Virginia Judicial Workload Assessment

The data reported reflect the case management system. The case types reported may not necessitate judicial involvement.

2024 Overall GRAND TOTAL		Distribution of Caseload			Change*		Percentage (%) of Caseload		
<b>3,390</b>	-140 -4.0%	<b>Adult</b>	1,660	49%	-1.1% ▼	-18	<b>Adult</b>	47.5%	49.0%
2024 		<b>Juvenile</b>	1,730	51%	-6.6% ▼	-122	<b>Juvenile</b>	52.5%	51.0%
2023 		<b>GRAND TOTAL</b>	<b>3,390</b>	100%	-4.0% ▼	-140	<b>GRAND TOTAL</b>	100%	100%

Dispositions by Division & Code

Division	Case Type Description	Code	Summary	Change	% Change	Absolute Change	
<b>Adult</b>	Misdemeanor	CM	431	▼	-15.0%	-76	
	Other	OT	385	▲	+1.6%	+6	
	Show Cause	SC	224	▲	-3.4%	-8	
	Civil Support	VS	198	▼	-1.0%	-2	
	Family Abuse - Protective Order	FP	169	▲	+48.2%	+55	
	Felony	CF	131	▲	+42.4%	+39	
	Capias	CA	77	▲	-20.6%	-20	
	Non-Family Abuse Protective Order	AP	21	▲	+5.0%	+1	
	Motion - Protective Order	MP	20	▼	-35.5%	-11	
	Remand Support	RS	3	↔		-	
	Restricted License for Non-Support	SL	1	▼	-50.0%	-1	
	Protective Order	PC	0	▼	-100.0%	-1	
	Total			<b>1,660</b>	▼	-1.1%	-18
	<b>Juvenile</b>	Custody Visitation	CV	1,123	▼	-3.4%	-39
Misdemeanor		DM	123	▼	-28.1%	-48	
Foster Care Review		FC	59	▼	-13.2%	-9	
Abuse and Neglect		AN	56	▼	-9.7%	-6	
Permanency Planning		PH	56	▲	+24.4%	+11	
Terminate Parental Rights		TP	46	▲	+24.3%	+9	
Truancy		TR	44	▲	+2.3%	+1	
Initial Foster Care		IF	37	▼	-26.0%	-13	
Non-Family Abuse Protective Order		AP	32	▲	+255.6%	+23	
Traffic		T	29	▼	-40.8%	-20	
Child at Risk		RI	28	▼	-24.3%	-9	
Entrustment		ET	19	▲	+72.7%	+8	
Felony		DF	18	▼	-25.0%	-6	
Relief of Custody		CR	14	▲	+100.0%	+7	
Other		OT	12	▲	+1,100.0%	+11	
Status		ST	11	▼	-80.4%	-45	
Show Cause		SC	6	▲	-14.3%	-1	
Voluntary Continuing Services and Support Agree		VA	5	▼	-28.6%	-2	
Child In Need of Services		CS	4	▲	+100.0%	+2	
Capias		CA	3	▲	+200.0%	+2	
Family Abuse - Protective Order		FP	2	▲	-	+2	
Motion - Protective Order		MP	1	▲	-	+1	
Paternity		PT	1	▲	-	+1	
Remand Visitation		RV	1	▲	-	+1	
Civil Violation		CI	0	▼	-100.0%	-1	
Emancipation		EP	0	▼	-100.0%	-2	
Total			<b>1,730</b>	▼	-6.6%	-122	
<b>GRAND TOTAL</b>			<b>3,390</b>	▼	-4.0%	-140	

Dispositions by Major Case Category\*\*

Category	Summary	Change	% Change	Absolute Change
Adult Criminal	762	▼	-10.8%	-92
Child Dependency	320	▲	-1.2%	-4
Child in Need of Services/Supervision	50	▲	+11.1%	+5

\* Compared to same time period as previous year  
 \*\* Case Type Categories are defined in the 2017 Virginia Judicial Workload Assessment  
 The data reported reflect the case management system. The case types reported may not necessitate judicial involvement.

**CPSS - JCMS CASELOAD STATISTICS OF THE JUVENILE & DOMESTIC RELATIONS DISTRICT COURTS**  
 January 2024 thru November 2024 Dispositions (Compared to January 2023 thru November 2023)

Custody and Visitation	1,124	▲	-3.3%	-38
Delinquency	148	▲	-27.1%	-55
Juvenile Miscellaneous	11	▼	-81.0%	-47
New to Workload Study	0	▼	-100.0%	-1
Other	401	▲	+4.7%	+18
Protective Orders	245	▲	+40.8%	+71
Support	300	▲	+8.3%	+23
Traffic	29	▼	-40.8%	-20
<b>GRAND TOTAL</b>	<b>3,390</b>	▼	-4.0%	-140

\* Compared to same time period as previous year  
 \*\* Case Type Categories are defined in the 2017 Virginia Judicial Workload Assessment  
 The data reported reflect the case management system. The case types reported may not necessitate judicial involvement.

2024 Overall GRAND TOTAL		Distribution of Caseload		Change*		Percentage (%) of Caseload			
<b>18,225</b>	+1,918 11.8%	<b>Adult</b>	9,595	53%	10.6% ▲	+918	<b>Adult</b>	53.2%	52.6%
2024		<b>Juvenile</b>	8,630	47%	13.1% ▲	+1,000	<b>Juvenile</b>	46.8%	47.4%
2023		<b>GRAND TOTAL</b>	<b>18,225</b>	100%	11.8% ▲	+1,918	<b>GRAND TOTAL</b>	100%	100%

Dispositions by Division & Code

Division	Case Type Description	Code	Summary	Change	% Change	Absolute Change
<b>Adult</b>	Misdemeanor	CM	2,655	▲	+21.1%	+462
	Other	OT	1,662	▼	-8.0%	-144
	Civil Support	VS	1,499	▲	+14.8%	+193
	Show Cause	SC	1,250	▲	+6.8%	+80
	Felony	CF	885	▲	+27.3%	+190
	Capias	CA	803	▲	+10.8%	+78
	Family Abuse - Protective Order	FP	640	▲	+7.7%	+46
	Remand Support	RS	56	↔		-
	Non-Family Abuse Protective Order	AP	46	▲	+48.4%	+15
	Motion - Protective Order	MP	41	▼	-25.5%	-14
	Violation of Protective Order	PV	32	▲	+3.2%	+1
	Protective Order	PC	18	▲	+125.0%	+10
	Restricted License for Non-Support	SL	6	▲	+100.0%	+3
	Bond Forfeiture	BF	1	▼	-50.0%	-1
	Criminal Support	CS	1	↔		-
Violation Family Abuse Protective Order	PS	0	▼	-100.0%	-1	
	<b>Total</b>		<b>9,595</b>	<b>▲</b>	<b>10.6%</b>	<b>+918</b>
<b>Juvenile</b>	Custody Visitation	CV	4,419	▲	+3.0%	+128
	Misdemeanor	DM	1,604	▲	+47.0%	+513
	Traffic	T	942	▲	+24.6%	+186
	Felony	DF	520	▲	+29.4%	+118
	Truancy	TR	133	▲	+38.5%	+37
	Motion - Protective Order	MP	123	▼	-25.5%	-42
	Status	ST	123	▲	+61.8%	+47
	Abuse and Neglect	AN	121	▲	+12.0%	+13
	Remand Custody	RC	92	▼	-4.2%	-4
	Non-Family Abuse Protective Order	AP	91	▲	+225.0%	+63
	Remand Visitation	RV	87	▼	-8.4%	-8
	Permanency Planning	PH	82	▲	+12.3%	+9
	Paternity	PT	72	▼	-24.2%	-23
	Child In Need of Services	CS	59	▲	+13.5%	+7
	Foster Care Review	FC	54	▼	-14.3%	-9
	Initial Foster Care	IF	35	↔		-
	Terminate Parental Rights	TP	28	▼	-44.0%	-22
	Voluntary Continuing Services and Support Agreem	VA	11	▼	-15.4%	-2
	Other	OT	6	▲	-45.5%	-5
	Family Abuse - Protective Order	FP	5	▲	+150.0%	+3
	Show Cause	SC	4	▲	-	+4
	Violation Family Abuse Protective Order	PS	4	▲	-	+4
	Mental Commitment	MC	3	▼	-62.5%	-5
	Temporary Detention Order	TD	3	▼	-62.5%	-5
	Capias	CA	2	▲	+100.0%	+1
	Emancipation	EP	2	▲	+100.0%	+1
	Relief of Custody	CR	2	↔		-
	Child at Risk	RI	1	▼	-83.3%	-5
	Civil Violation	CI	1	▼	-50.0%	-1
	Juvenile Support	JS	1	▲	-	+1
	Entrustment	ET	0	▼	-100.0%	-2
	Qualified Residential Treatment	QR	0	▼	-100.0%	-2
	<b>Total</b>		<b>8,630</b>	<b>▲</b>	<b>13.1%</b>	<b>+1,000</b>

\* Compared to same time period as previous year      \*\* Case Type Categories are defined in the 2017 Virginia Judicial Workload Assessment  
 The data reported reflect the case management system. The case types reported may not necessitate judicial involvement.

	Summary	Change	% Change	Absolute Change
<b>GRAND TOTAL</b>	<b>18,225</b>	▲	11.8%	+1,918

Dispositions by Major Case Category\*\*

Category	Summary	Change	% Change	Absolute Change
Adult Criminal	5,231	▲	+17.5%	+779
Child Dependency	334	▼	-5.6%	-20
Child in Need of Services/Supervision	196	▲	+32.4%	+48
Custody and Visitation	4,491	▼	+2.4%	+105
Delinquency	2,130	▲	+42.6%	+636
Juvenile Miscellaneous	126	▲	+63.6%	+49
New to Workload Study	1	▼	-50.0%	-1
Other	1,908	▼	-8.3%	-172
Protective Orders	946	▲	+8.1%	+71
Support	1,920	▲	+14.1%	+237
Traffic	942	▲	+24.6%	+186
<b>GRAND TOTAL</b>	<b>18,225</b>	▲	11.8%	+1,918

\* Compared to same time period as previous year

\*\* Case Type Categories are defined in the 2017 Virginia Judicial Workload Assessment

The data reported reflect the case management system. The case types reported may not necessitate judicial involvement.

2024 Overall GRAND TOTAL		Distribution of Caseload			Change*		Percentage (%) of Caseload		
<b>1,417</b> +34 2.5% 	2024 2023	<b>Adult</b>	689	49%	-4.8% ▼	-35	<b>Adult</b>	52.3%	48.6%
		<b>Juvenile</b>	728	51%	10.5% ▲	+69	<b>Juvenile</b>	47.7%	51.4%
<b>GRAND TOTAL</b>		<b>1,417</b>	100%	2.5% ▲	+34	<b>GRAND TOTAL</b>	100%	100%	

Dispositions by Division & Code

Division	Case Type Description	Code	Summary	Change	% Change	Absolute Change	
<b>Adult</b>	Misdemeanor	CM	177	▼	-5.3%	-10	
	Other	OT	132	▼	-7.0%	-10	
	Show Cause	SC	107	▼	-21.9%	-30	
	Civil Support	VS	103	▼	-12.0%	-14	
	Felony	CF	71	▲	+121.9%	+39	
	Family Abuse - Protective Order	FP	55	▲	+17.0%	+8	
	Capias	CA	35	▼	-27.1%	-13	
	Non-Family Abuse Protective Order	AP	5	▼	-58.3%	-7	
	Remand Support	RS	3	▲	-	+3	
	Motion - Protective Order	MP	1	▼	-50.0%	-1	
	<b>Total</b>			<b>689</b>	▼	<b>-4.8%</b>	<b>-35</b>
<b>Juvenile</b>	Custody Visitation	CV	444	▲	+13.3%	+52	
	Misdemeanor	DM	80	▲	+21.2%	+14	
	Traffic	T	64	▲	+77.8%	+28	
	Felony	DF	20	▲	+42.9%	+6	
	Abuse and Neglect	AN	14	▼	-26.3%	-5	
	Permanency Planning	PH	12	▲	+140.0%	+7	
	Other	OT	11	▲	+266.7%	+8	
	Foster Care Review	FC	10	▲	+66.7%	+4	
	Terminate Parental Rights	TP	10	▲	+233.3%	+7	
	Truancy	TR	10	▲	+233.3%	+7	
	Paternity	PT	8	▲	+33.3%	+2	
	Remand Visitation	RV	8	▲	+100.0%	+4	
	Status	ST	8	▼	-86.4%	-51	
	Remand Custody	RC	7	▲	+75.0%	+3	
	Temporary Detention Order	TD	6	▼	-14.3%	-1	
	Initial Foster Care	IF	4	▼	-50.0%	-4	
	Emergency Custody Order	EC	2	▲	-	+2	
	Family Abuse - Protective Order	FP	2	▲	-	+2	
	Non-Family Abuse Protective Order	AP	2	▼	-60.0%	-3	
	Relief of Custody	CR	2	▼	-33.3%	-1	
	Special Immigrant Juvenile Status	SI	2	▼	-77.8%	-7	
	Show Cause	SC	1	▲	-75.0%	-3	
	Voluntary Continuing Services and Support Agreen	VA	1	↔	-	-	
	Child In Need of Services	CS	0	▼	-100.0%	-1	
	Emancipation	EP	0	▼	-100.0%	-1	
	<b>Total</b>			<b>728</b>	▲	<b>10.5%</b>	<b>+69</b>
	<b>GRAND TOTAL</b>			<b>1,417</b>	▲	<b>2.5%</b>	<b>+34</b>

Dispositions by Major Case Category\*\*

Category	Summary	Change	% Change	Absolute Change
Adult Criminal	350	▲	-2.0%	-7
Child Dependency	53	▲	+17.8%	+8
Child in Need of Services/Supervision	11	▲	+175.0%	+7
Custody and Visitation	452	▲	+13.6%	+54
Delinquency	100	▼	+19.0%	+16
Juvenile Miscellaneous	8	▼	-86.7%	-52

\* Compared to same time period as previous year  
 \*\* Case Type Categories are defined in the 2017 Virginia Judicial Workload Assessment  
 The data reported reflect the case management system. The case types reported may not necessitate judicial involvement.



**CPSS - JCMS CASELOAD STATISTICS OF THE JUVENILE & DOMESTIC RELATIONS DISTRICT COURTS**  
 January 2024 thru November 2024 Dispositions (Compared to January 2023 thru November 2023)

New to Workload Study	2	▼	-77.8%	-7
Other	169	▲	+5.6%	+9
Protective Orders	65	▲	-1.5%	-1
Support	143	▼	-12.8%	-21
Traffic	64	▲	+77.8%	+28
<b>GRAND TOTAL</b>	<b>1,417</b>	▲	2.5%	+34

\* Compared to same time period as previous year

\*\* Case Type Categories are defined in the 2017 Virginia Judicial Workload Assessment

The data reported reflect the case management system. The case types reported may not necessitate judicial involvement.

2024 Overall GRAND TOTAL		Distribution of Caseload		Change*		Percentage (%) of Caseload		
<b>683</b>	+105 18.2%	<b>Adult</b>	320 47%	25.0% ▲	+64	<b>Adult</b>	44.3%	46.9%
2024		<b>Juvenile</b>	363 53%	12.7% ▲	+41	<b>Juvenile</b>	55.7%	53.1%
2023		<b>GRAND TOTAL</b>	<b>683</b> 100%	18.2% ▲	+105	<b>GRAND TOTAL</b>	100%	100%

**Dispositions by Division & Code**

Division	Case Type Description	Code	Summary	Change	% Change	Absolute Change
<b>Adult</b>	Misdemeanor	CM	98	▲	+55.6%	+35
	Other	OT	76	▲	+26.7%	+16
	Civil Support	VS	45	▼	-2.2%	-1
	Show Cause	SC	42	▲	+23.5%	+8
	Felony	CF	23	▲	+27.8%	+5
	Family Abuse - Protective Order	FP	20	▲	+33.3%	+5
	Capias	CA	11	▲	+10.0%	+1
	Motion - Protective Order	MP	2	▼	-33.3%	-1
	Non-Family Abuse Protective Order	AP	2	▼	-33.3%	-1
	Remand Support	RS	1	▼	-75.0%	-3
	<b>Total</b>		<b>320</b>	▲	<b>25.0%</b>	<b>+64</b>
<b>Juvenile</b>	Custody Visitation	CV	160	▲	+34.5%	+41
	Misdemeanor	DM	97	▲	+31.1%	+23
	Traffic	T	42	▼	-6.7%	-3
	Abuse and Neglect	AN	16	▲	-	+16
	Felony	DF	15	▲	+7.1%	+1
	Truancy	TR	6	▼	-66.7%	-12
	Remand Custody	RC	5	▼	-28.6%	-2
	Remand Visitation	RV	5	▼	-28.6%	-2
	Paternity	PT	4	▼	-20.0%	-1
	Child In Need of Services	CS	3	▲	+200.0%	+2
	Status	ST	3	▼	-76.9%	-10
	Foster Care Review	FC	2	▼	-77.8%	-7
	Initial Foster Care	IF	2	↔	-	-
	Mental Commitment	MC	1	▲	-	+1
	Special Immigrant Juvenile Status	SI	1	▲	-	+1
	Temporary Detention Order	TD	1	▼	-50.0%	-1
	Family Abuse - Protective Order	FP	0	▼	-100.0%	-2
	Other	OT	0	▼	-100.0%	-3
	Terminate Parental Rights	TP	0	▼	-100.0%	-1
		<b>Total</b>		<b>363</b>	▲	<b>12.7%</b>
<b>GRAND TOTAL</b>			<b>683</b>	▲	<b>18.2%</b>	<b>+105</b>

**Dispositions by Major Case Category\*\***

Category	Summary	Change	% Change	Absolute Change
Adult Criminal	159	▲	+37.1%	+43
Child Dependency	20	▲	+66.7%	+8
Child in Need of Services/Supervision	9	▲	-52.6%	-10
Custody and Visitation	164	▲	+32.3%	+40
Delinquency	112	▲	+27.3%	+24
Juvenile Miscellaneous	3	▼	-76.9%	-10
New to Workload Study	1	▲	-	+1
Other	89	▲	+7.2%	+6
Protective Orders	24	▼	+4.3%	+1
Support	60	▲	+9.1%	+5
Traffic	42	▼	-6.7%	-3

\* Compared to same time period as previous year  
 \*\* Case Type Categories are defined in the 2017 Virginia Judicial Workload Assessment  
 The data reported reflect the case management system. The case types reported may not necessitate judicial involvement.

**GRAND TOTAL**

**683**



18.2%

+105

\* Compared to same time period as previous year

\*\* Case Type Categories are defined in the 2017 Virginia Judicial Workload Assessment

The data reported reflect the case management system. The case types reported may not necessitate judicial involvement.