

2024 Overall GRAND TOTAL		Distribution of Caseload		Change*		Percentage (%) of Caseload			
371,656 +540 0.1% 		Adult	194,001	52%	0.9% ▲	+1,762	Adult	51.8%	52.2%
		Juvenile	177,655	48%	-0.7% ▼	-1,222	Juvenile	48.2%	47.8%
		GRAND TOTAL	371,656	100%	0.1% ▲	+540	GRAND TOTAL	100%	100%

Dispositions by Division & Code

Division	Case Type Description	Code	Summary	Change	% Change	Absolute Change
Adult	Misdemeanor	CM	44,072	▲	+2.9%	+1,250
	Civil Support	VS	34,372	▲	+0.7%	+238
	Show Cause	SC	33,594	▲	+4.0%	+1,295
	Other	OT	32,496	▼	-4.4%	-1,489
	Family Abuse - Protective Order	FP	14,464	▲	+0.6%	+84
	Felony	CF	14,097	▲	+6.1%	+816
	Capias	CA	13,578	▲	+0.5%	+66
	Remand Support	RS	2,810	▼	-12.8%	-414
	Motion - Protective Order	MP	1,905	▼	-2.9%	-57
	Non-Family Abuse Protective Order	AP	1,241	▼	-2.3%	-29
	Violation of Protective Order	PV	908	▲	+0.9%	+8
	Protective Order	PC	161	▼	-1.8%	-3
	Restricted License for Non-Support	SL	148	▲	+10.4%	+14
	Bond Forfeiture	BF	67	▼	-24.7%	-22
	Violation Family Abuse Protective Order	PS	55	▲	+14.6%	+7
	Criminal Support	CS	16	▼	-36.0%	-9
	Emergency Custody Order	EC	7	▲	+600.0%	+6
	Return of Desposit (Bondsman)	RD	6	▲	+200.0%	+4
	Emergency Substantial Risk Order	SR	2	▼	-50.0%	-2
	Mental Commitment	MC	1	↔		-
Temporary Detention Order	TD	1	▼	-50.0%	-1	
	Total		194,001	▲	0.9%	+1,762
Juvenile	Custody Visitation	CV	98,316	▼	-4.3%	-4,448
	Misdemeanor	DM	18,873	▲	+18.0%	+2,873
	Traffic	T	9,051	▼	-0.2%	-14
	Felony	DF	6,785	▲	+10.8%	+660
	Status	ST	4,558	▼	-6.6%	-324
	Abuse and Neglect	AN	4,313	▼	-7.5%	-349
	Remand Custody	RC	3,973	▼	-13.5%	-620
	Remand Visitation	RV	3,629	▼	-12.2%	-502
	Permanency Planning	PH	3,525	▲	+3.7%	+125
	Foster Care Review	FC	3,234	▲	+1.7%	+55
	Paternity	PT	3,082	▼	-3.5%	-113
	Truancy	TR	2,285	▲	+18.3%	+353
	Initial Foster Care	IF	1,882	▲	+10.8%	+184
	Motion - Protective Order	MP	1,680	▲	+5.9%	+93
	Terminate Parental Rights	TP	1,527	▲	+1.5%	+23
	Show Cause	SC	1,433	▲	+18.2%	+221
	Non-Family Abuse Protective Order	AP	1,392	▲	+9.0%	+115
	Special Immigrant Juvenile Status	SI	1,256	▲	+62.5%	+483
	Temporary Detention Order	TD	1,188	▼	-16.9%	-242
	Child In Need of Services	CS	1,127	▲	+10.9%	+111
	Civil Violation	CI	756	▲	+16.3%	+106
	Mental Commitment	MC	711	▼	-12.9%	-105
	Voluntary Continuing Services and Support Agree	VA	535	▲	+18.4%	+83
	Other	OT	523	▲	+9.9%	+47
	Emergency Custody Order	EC	515	▼	-18.6%	-118
	Capias	CA	371	▲	+10.7%	+36
	Relief of Custody	CR	332	▲	+12.5%	+37
	Entrustment	ET	299	▲	+33.5%	+75
	Child at Risk	RI	241	▲	+17.6%	+36

* Compared to same time period as previous year

** Case Type Categories are defined in the 2017 Virginia Judicial Workload Assessment

The data reported reflect the case management system. The case types reported may not necessitate judicial involvement.

			Summary	Change	% Change	Absolute Change
Juvenile	Family Abuse - Protective Order	FP	170	▲	+40.5%	+49
	Emancipation	EP	40	▼	-23.1%	-12
	Juvenile Support	JS	16	▲	+60.0%	+6
	Violation Family Abuse Protective Order	PS	12	▲	+300.0%	+9
	Restoration of Parental Rights	RR	11	▲	+120.0%	+6
	Protective Order	PC	5	▼	-37.5%	-3
	Qualified Residential Treatment	QR	4	▼	-97.5%	-153
	Restricted Operators License	RL	3	▼	-40.0%	-2
	Violation of Protective Order	PV	2	▼	-60.0%	-3
	Total		177,655	▼	-0.7%	-1,222
GRAND TOTAL			371,656	▲	0.1%	+540

Dispositions by Major Case Category**

Category			Summary	Change	% Change	Absolute Change
Adult Criminal			91,811	▼	+2.3%	+2,025
Child Dependency			15,892	▼	+0.7%	+116
Child in Need of Services/Supervision			3,564	▲	+16.3%	+500
Custody and Visitation			101,416	▲	-4.3%	-4,555
Delinquency			27,311	▲	+15.9%	+3,751
Juvenile Miscellaneous			4,608	▲	-6.7%	-330
New to Workload Study			2,014	▲	+41.1%	+587
Other			45,861	▲	-7.0%	-3,434
Protective Orders			20,852	▲	+1.2%	+255
Support			49,273	▲	+3.4%	+1,641
Traffic			9,054	▼	-0.2%	-16
GRAND TOTAL			371,656	▲	0.1%	+540

* Compared to same time period as previous year
 ** Case Type Categories are defined in the 2017 Virginia Judicial Workload Assessment
 The data reported reflect the case management system. The case types reported may not necessitate judicial involvement.

2024 Overall GRAND TOTAL		Distribution of Caseload			Change*		Percentage (%) of Caseload		
12,874	-225 -1.7%	Adult	7,345	57%	3.7% ▲	+260	Adult	54.1%	57.1%
2024		Juvenile	5,529	43%	-8.1% ▼	-485	Juvenile	45.9%	42.9%
2023		GRAND TOTAL	12,874	100%	-1.7% ▼	-225	GRAND TOTAL	100%	100%

Dispositions by Division & Code

Division	Case Type Description	Code	Summary	Change	% Change	Absolute Change	
Adult	Misdemeanor	CM	1,677	▲	+6.1%	+96	
	Show Cause	SC	1,319	▼	-5.7%	-80	
	Civil Support	VS	1,262	▼	-3.3%	-43	
	Other	OT	1,047	▲	+13.8%	+127	
	Felony	CF	464	▲	+14.6%	+59	
	Capias	CA	458	▼	-0.4%	-2	
	Remand Support	RS	448	▲	+22.1%	+81	
	Family Abuse - Protective Order	FP	423	▼	-7.2%	-33	
	Non-Family Abuse Protective Order	AP	150	▲	+47.1%	+48	
	Motion - Protective Order	MP	61	▼	-7.6%	-5	
	Violation Family Abuse Protective Order	PS	18	▲	-	+18	
	Violation of Protective Order	PV	14	▼	-36.4%	-8	
	Restricted License for Non-Support	SL	4	▲	+300.0%	+3	
	Protective Order	PC	0	▼	-100.0%	-1	
	Total		7,345	▲	3.7%	+260	
Juvenile	Custody Visitation	CV	3,729	▼	-13.1%	-560	
	Remand Custody	RC	351	▲	+5.4%	+18	
	Misdemeanor	DM	346	▲	+25.8%	+71	
	Felony	DF	239	▲	+9.1%	+20	
	Remand Visitation	RV	214	▲	+8.1%	+16	
	Truancy	TR	106	▲	+15.2%	+14	
	Traffic	T	101	▲	+18.8%	+16	
	Non-Family Abuse Protective Order	AP	92	▲	+17.9%	+14	
	Paternity	PT	64	▼	-39.6%	-42	
	Other	OT	37	▲	+8.8%	+3	
	Show Cause	SC	35	▼	+16.7%	+5	
	Permanency Planning	PH	32	▼	-20.0%	-8	
	Abuse and Neglect	AN	26	▼	-27.8%	-10	
	Foster Care Review	FC	25	▼	-24.2%	-8	
	Motion - Protective Order	MP	19	▼	-5.0%	-1	
	Child In Need of Services	CS	17	▲	+41.7%	+5	
	Status	ST	17	▼	+41.7%	+5	
	Relief of Custody	CR	12	▲	+140.0%	+7	
	Mental Commitment	MC	10	▼	-16.7%	-2	
	Terminate Parental Rights	TP	10	▼	-41.2%	-7	
	Initial Foster Care	IF	9	▼	-55.0%	-11	
	Special Immigrant Juvenile Status	SI	9	▲	+50.0%	+3	
	Temporary Detention Order	TD	9	▼	-50.0%	-9	
	Emergency Custody Order	EC	8	▼	-70.4%	-19	
	Civil Violation	CI	5	▼	-28.6%	-2	
	Voluntary Continuing Services and Support Agreem	VA	5	↔	-	-	
	Juvenile Support	JS	1	▲	-	+1	
	Violation Family Abuse Protective Order	PS	1	▲	-	+1	
	Capias	CA	0	▼	-100.0%	-1	
	Family Abuse - Protective Order	FP	0	▼	-100.0%	-4	
		Total		5,529	▼	-8.1%	-485
	GRAND TOTAL			12,874	▼	-1.7%	-225

* Compared to same time period as previous year

** Case Type Categories are defined in the 2017 Virginia Judicial Workload Assessment

The data reported reflect the case management system. The case types reported may not necessitate judicial involvement.




Dispositions by Major Case Category**

Category	Summary	Change	% Change	Absolute Change
Adult Criminal	3,509	▲	+2.7%	+93
Child Dependency	119	▼	-23.7%	-37
Child in Need of Services/Supervision	125	▲	+16.8%	+18
Custody and Visitation	3,793	▼	-13.7%	-603
Delinquency	619	▲	+18.8%	+98
Juvenile Miscellaneous	17	▼	+41.7%	+5
New to Workload Study	14	▲	+7.7%	+1
Other	2,124	▲	+11.3%	+215
Protective Orders	745	▼	+2.6%	+19
Support	1,708	▲	-2.8%	-50
Traffic	101	▲	+18.8%	+16
GRAND TOTAL	12,874	▼	-1.7%	-225

* Compared to same time period as previous year

** Case Type Categories are defined in the 2017 Virginia Judicial Workload Assessment

The data reported reflect the case management system. The case types reported may not necessitate judicial involvement.

2024 Overall GRAND TOTAL		Distribution of Caseload			Change*		Percentage (%) of Caseload		
22,691	-1,672 -6.9%	Adult	11,722	52%	-5.6% ▼	-693	Adult	51.0%	51.7%
2024 		Juvenile	10,969	48%	-8.2% ▼	-979	Juvenile	49.0%	48.3%
2023 		GRAND TOTAL	22,691	100%	-6.9% ▼	-1,672	GRAND TOTAL	100%	100%

Dispositions by Division & Code

Division	Case Type Description	Code	Summary	Change	% Change	Absolute Change
Adult	Misdemeanor	CM	2,478	↔		-
	Civil Support	VS	2,228	▼	-9.9%	-244
	Show Cause	SC	2,142	▲	+7.9%	+157
	Other	OT	1,865	▼	-12.5%	-267
	Family Abuse - Protective Order	FP	793	▲	+1.1%	+9
	Remand Support	RS	735	▼	-26.4%	-263
	Capias	CA	692	▲	-19.8%	-171
	Felony	CF	572	▲	+11.1%	+57
	Motion - Protective Order	MP	110	▲	+14.6%	+14
	Non-Family Abuse Protective Order	AP	50	▼	-12.3%	-7
	Violation of Protective Order	PV	39	▲	+129.4%	+22
	Bond Forfeiture	BF	10	↔		-
	Restricted License for Non-Support	SL	4	▲	+100.0%	+2
	Return of Desposit (Bondsman)	RD	3	▲	-	+3
	Mental Commitment	MC	1	↔		-
	Criminal Support	CS	0	▼	-100.0%	-1
	Protective Order	PC	0	▼	-100.0%	-3
Violation Family Abuse Protective Order	PS	0	▼	-100.0%	-1	
	Total		11,722	▼	-5.6%	-693
Juvenile	Custody Visitation	CV	5,698	▼	-8.1%	-504
	Remand Visitation	RV	1,078	▼	-21.0%	-287
	Remand Custody	RC	1,066	▼	-20.3%	-272
	Misdemeanor	DM	858	▲	+8.9%	+70
	Traffic	T	444	▼	-2.4%	-11
	Felony	DF	310	▼	-14.4%	-52
	Motion - Protective Order	MP	287	▼	-5.0%	-15
	Abuse and Neglect	AN	270	▲	+9.8%	+24
	Paternity	PT	150	▲	+61.3%	+57
	Permanency Planning	PH	129	▲	+10.3%	+12
	Foster Care Review	FC	110	▲	+5.8%	+6
	Non-Family Abuse Protective Order	AP	85	▲	+4.9%	+4
	Show Cause	SC	85	▲	+34.9%	+22
	Status	ST	84	▲	-10.6%	-10
	Initial Foster Care	IF	66	▲	+10.0%	+6
	Terminate Parental Rights	TP	50	▼	-24.2%	-16
	Truancy	TR	50	▲	+127.3%	+28
	Civil Violation	CI	33	▼	-8.3%	-3
	Other	OT	21	▼	-27.6%	-8
	Child In Need of Services	CS	20	▼	-4.8%	-1
	Special Immigrant Juvenile Status	SI	14	▲	+600.0%	+12
	Relief of Custody	CR	12	↔		-
	Capias	CA	10	▼	-67.7%	-21
	Family Abuse - Protective Order	FP	10	▲	+25.0%	+2
	Voluntary Continuing Services and Support Agreem	VA	9	▼	-47.1%	-8
	Entrustment	ET	6	▼	-33.3%	-3
	Emancipation	EP	5	▲	+25.0%	+1
	Mental Commitment	MC	5	▼	-58.3%	-7
	Temporary Detention Order	TD	2	▼	-60.0%	-3
	Juvenile Support	JS	1	▲	-	+1
	Violation Family Abuse Protective Order	PS	1	▼	-50.0%	-1
	Qualified Residential Treatment	QR	0	▼	-100.0%	-1

* Compared to same time period as previous year

** Case Type Categories are defined in the 2017 Virginia Judicial Workload Assessment

The data reported reflect the case management system. The case types reported may not necessitate judicial involvement.

		Summary	Change	% Change	Absolute Change	
Juvenile	Violation of Protective Order	PV	0	▼	-100.0%	-1
	Total		10,969	▼	-8.2%	-979
GRAND TOTAL			22,691	▼	-6.9%	-1,672

Dispositions by Major Case Category**

Category	Summary	Change	% Change	Absolute Change
Adult Criminal	5,349	▼	+0.7%	+38
Child Dependency	652	▼	+3.2%	+20
Child in Need of Services/Supervision	91	▲	+78.4%	+40
Custody and Visitation	5,848	▲	-7.1%	-447
Delinquency	1,243	▼	+0.3%	+4
Juvenile Miscellaneous	89	▲	-9.2%	-9
New to Workload Study	47	▲	+23.7%	+9
Other	4,776	▲	-18.8%	-1,104
Protective Orders	1,335	▲	+0.5%	+7
Support	2,817	▲	-7.2%	-219
Traffic	444	▼	-2.4%	-11
GRAND TOTAL	22,691	▼	-6.9%	-1,672

* Compared to same time period as previous year
 ** Case Type Categories are defined in the 2017 Virginia Judicial Workload Assessment
 The data reported reflect the case management system. The case types reported may not necessitate judicial involvement.

2024 Overall GRAND TOTAL		Distribution of Caseload		Change*		Percentage (%) of Caseload			
8,093 	-69 -0.8%	Adult	5,039	62%	-2.8% ▼	-143	Adult	63.5%	62.3%
		Juvenile	3,054	38%	2.5% ▲	+74	Juvenile	36.5%	37.7%
		GRAND TOTAL	8,093	100%	-0.8% ▼	-69	GRAND TOTAL	100%	100%

Dispositions by Division & Code

Division	Case Type Description	Code	Summary	Change	% Change	Absolute Change	
Adult	Show Cause	SC	1,119	▲	+9.1%	+93	
	Misdemeanor	CM	1,054	▼	-8.6%	-99	
	Other	OT	877	▲	-3.7%	-34	
	Civil Support	VS	856	▼	-2.4%	-21	
	Capias	CA	428	▲	+16.9%	+62	
	Family Abuse - Protective Order	FP	305	▲	+18.2%	+47	
	Felony	CF	213	▼	-44.4%	-170	
	Non-Family Abuse Protective Order	AP	73	▼	-9.9%	-8	
	Remand Support	RS	59	▼	-9.2%	-6	
	Motion - Protective Order	MP	42	▼	-17.6%	-9	
	Restricted License for Non-Support	SL	7	▲	+40.0%	+2	
	Violation of Protective Order	PV	5	▲	+25.0%	+1	
	Bond Forfeiture	BF	1	▲	-	+1	
	Protective Order	PC	0	▼	-100.0%	-2	
	Total		5,039	▼	-2.8%	-143	
Juvenile	Custody Visitation	CV	2,197	▼	-1.5%	-33	
	Misdemeanor	DM	239	▲	+33.5%	+60	
	Felony	DF	115	▲	+6.5%	+7	
	Paternity	PT	104	▲	+16.9%	+15	
	Remand Custody	RC	81	▼	-11.0%	-10	
	Remand Visitation	RV	81	▼	-11.0%	-10	
	Status	ST	43	▲	+30.3%	+10	
	Non-Family Abuse Protective Order	AP	38	↔	-	-	
	Traffic	T	35	▲	+16.7%	+5	
	Permanency Planning	PH	17	▲	+13.3%	+2	
	Terminate Parental Rights	TP	16	▲	-	+16	
	Family Abuse - Protective Order	FP	15	▲	+275.0%	+11	
	Emergency Custody Order	EC	13	▲	+18.2%	+2	
	Show Cause	SC	13	▼	+44.4%	+4	
	Foster Care Review	FC	10	↔	-	-	
	Initial Foster Care	IF	7	▲	+16.7%	+1	
	Abuse and Neglect	AN	6	▲	+100.0%	+3	
	Civil Violation	CI	6	▲	+100.0%	+3	
	Mental Commitment	MC	4	▼	-33.3%	-2	
	Temporary Detention Order	TD	4	▼	-33.3%	-2	
	Child In Need of Services	CS	3	▼	-25.0%	-1	
	Motion - Protective Order	MP	2	↔	-	-	
	Other	OT	2	▼	-60.0%	-3	
	Voluntary Continuing Services and Support Agreem	VA	2	▼	-50.0%	-2	
	Relief of Custody	CR	1	▼	-50.0%	-1	
	Juvenile Support	JS	0	▼	-100.0%	-1	
		Total		3,054	▲	2.5%	+74
		GRAND TOTAL		8,093	▼	-0.8%	-69

* Compared to same time period as previous year

** Case Type Categories are defined in the 2017 Virginia Judicial Workload Assessment

The data reported reflect the case management system. The case types reported may not necessitate judicial involvement.

Dispositions by Major Case Category**

Category	Summary	Change	% Change	Absolute Change
Adult Criminal	2,420	▲	-5.4%	-138
Child Dependency	59	▲	+47.5%	+19
Child in Need of Services/Supervision	3	▼	-40.0%	-2
Custody and Visitation	2,301	▲	-0.8%	-18
Delinquency	367	▲	+24.4%	+72
Juvenile Miscellaneous	43	▲	+30.3%	+10
New to Workload Study	6	▲	+100.0%	+3
Other	1,121	▲	-5.5%	-65
Protective Orders	475	▲	+9.4%	+41
Support	1,263	▼	+0.3%	+4
Traffic	35	▲	+16.7%	+5
GRAND TOTAL	8,093	▼	-0.8%	-69

* Compared to same time period as previous year

** Case Type Categories are defined in the 2017 Virginia Judicial Workload Assessment

The data reported reflect the case management system. The case types reported may not necessitate judicial involvement.

2024 Overall GRAND TOTAL		Distribution of Caseload			Change*		Percentage (%) of Caseload		
15,029 +1,154 8.3% 	Adult	9,046	60%	13.0% ▲	+1,041	Adult	2023	2024	
	Juvenile	5,983	40%	1.9% ▲	+113	Juvenile	57.7%	60.2%	
GRAND TOTAL		15,029	100%	8.3% ▲	+1,154	GRAND TOTAL	100%	100%	

Dispositions by Division & Code

Division	Case Type Description	Code	Summary	Change	% Change	Absolute Change	
Adult	Misdemeanor	CM	2,361	▲	+19.5%	+386	
	Other	OT	1,903	▲	+14.1%	+235	
	Civil Support	VS	1,545	▲	+9.7%	+137	
	Show Cause	SC	1,302	▲	+18.6%	+204	
	Capias	CA	729	▲	+20.7%	+125	
	Family Abuse - Protective Order	FP	603	▲	+13.3%	+71	
	Felony	CF	424	▼	-19.1%	-100	
	Remand Support	RS	64	▼	-3.0%	-2	
	Non-Family Abuse Protective Order	AP	44	▼	-6.4%	-3	
	Motion - Protective Order	MP	35	▼	-27.1%	-13	
	Protective Order	PC	18	▲	+100.0%	+9	
	Violation of Protective Order	PV	16	▼	-27.3%	-6	
	Criminal Support	CS	1	▲	-	+1	
	Violation Family Abuse Protective Order	PS	1	▲	-	+1	
Bond Forfeiture	BF	0	▼	-100.0%	-4		
Total			9,046	▲	13.0%	+1,041	
Juvenile	Custody Visitation	CV	3,452	▲	+4.3%	+141	
	Misdemeanor	DM	426	▼	-5.3%	-24	
	Felony	DF	284	▼	-21.5%	-78	
	Abuse and Neglect	AN	260	▼	-27.2%	-97	
	Permanency Planning	PH	180	▲	+16.1%	+25	
	Mental Commitment	MC	147	▲	+18.5%	+23	
	Paternity	PT	132	▲	+8.2%	+10	
	Foster Care Review	FC	130	▲	+9.2%	+11	
	Non-Family Abuse Protective Order	AP	126	▲	+50.0%	+42	
	Status	ST	112	▼	-28.7%	-45	
	Remand Visitation	RV	88	▼	-8.3%	-8	
	Initial Foster Care	IF	87	▼	-7.4%	-7	
	Other	OT	86	▲	+68.6%	+35	
	Remand Custody	RC	86	▼	-12.2%	-12	
	Traffic	T	78	▲	+4.0%	+3	
	Terminate Parental Rights	TP	62	▲	+40.9%	+18	
	Show Cause	SC	52	▲	+36.8%	+14	
	Motion - Protective Order	MP	38	▲	+31.0%	+9	
	Emergency Custody Order	EC	35	▲	+66.7%	+14	
	Relief of Custody	CR	35	▲	+45.8%	+11	
	Child In Need of Services	CS	31	▲	+82.4%	+14	
	Temporary Detention Order	TD	21	▼	-12.5%	-3	
	Family Abuse - Protective Order	FP	11	▲	+120.0%	+6	
	Special Immigrant Juvenile Status	SI	8	▲	-	+8	
	Voluntary Continuing Services and Support Agree	VA	8	▼	-11.1%	-1	
	Truancy	TR	4	▲	-	+4	
	Capias	CA	2	▲	+100.0%	+1	
	Emancipation	EP	2	▼	-33.3%	-1	
	Total			5,983	▲	1.9%	+113
	GRAND TOTAL			15,029	▲	8.3%	+1,154

* Compared to same time period as previous year

** Case Type Categories are defined in the 2017 Virginia Judicial Workload Assessment

The data reported reflect the case management system. The case types reported may not necessitate judicial involvement.

Dispositions by Major Case Category**

Category	Summary	Change	% Change	Absolute Change
Adult Criminal	4,249	▲	+14.3%	+533
Child Dependency	762	▲	-5.0%	-40
Child in Need of Services/Supervision	59	▲	+73.5%	+25
Custody and Visitation	3,584	▲	+4.4%	+151
Delinquency	740	▲	-11.3%	-94
Juvenile Miscellaneous	114	▼	-28.8%	-46
New to Workload Study	8	▲	-	+8
Other	2,430	▲	+13.1%	+282
Protective Orders	857	▲	+15.0%	+112
Support	2,148	▲	+11.4%	+220
Traffic	78	▲	+4.0%	+3
GRAND TOTAL	15,029	▲	8.3%	+1,154

* Compared to same time period as previous year

** Case Type Categories are defined in the 2017 Virginia Judicial Workload Assessment

The data reported reflect the case management system. The case types reported may not necessitate judicial involvement.

2024 Overall GRAND TOTAL		Distribution of Caseload		Change*		Percentage (%) of Caseload			
818	+17 2.1%	Adult	458	56%	7.5% ▲	+32	Adult	53.2%	56.0%
2024		Juvenile	360	44%	-4.0% ▼	-15	Juvenile	46.8%	44.0%
2023		GRAND TOTAL	818	100%	2.1% ▲	+17	GRAND TOTAL	100%	100%

Dispositions by Division & Code

Division	Case Type Description	Code	Summary	Change	% Change	Absolute Change	
Adult	Misdemeanor	CM	151	▲	+43.8%	+46	
	Other	OT	100	▼	+12.4%	+11	
	Show Cause	SC	60	▼	-11.8%	-8	
	Civil Support	VS	45	▼	-44.4%	-36	
	Felony	CF	39	▲	+77.3%	+17	
	Capias	CA	35	▲	+20.7%	+6	
	Family Abuse - Protective Order	FP	19	▼	-13.6%	-3	
	Remand Support	RS	4	▲	+100.0%	+2	
	Non-Family Abuse Protective Order	AP	2	▲	+100.0%	+1	
	Violation of Protective Order	PV	2	▲	-	+2	
	Motion - Protective Order	MP	1	▼	-80.0%	-4	
	Violation Family Abuse Protective Order	PS	0	▼	-100.0%	-2	
		Total		458	▲	7.5%	+32
Juvenile	Custody Visitation	CV	183	▼	-14.9%	-32	
	Misdemeanor	DM	45	▼	-2.2%	-1	
	Felony	DF	22	▲	+22.2%	+4	
	Permanency Planning	PH	17	▲	+30.8%	+4	
	Foster Care Review	FC	14	▲	+27.3%	+3	
	Abuse and Neglect	AN	13	↔	-	-	
	Status	ST	10	▲	+66.7%	+4	
	Truancy	TR	10	▲	+400.0%	+8	
	Terminate Parental Rights	TP	8	▲	+166.7%	+5	
	Traffic	T	6	▼	-62.5%	-10	
	Remand Custody	RC	5	▼	-16.7%	-1	
	Remand Visitation	RV	5	↔	-	-	
	Non-Family Abuse Protective Order	AP	4	▲	+300.0%	+3	
	Paternity	PT	4	↔	-	-	
	Civil Violation	CI	3	▲	-	+3	
	Emergency Custody Order	EC	2	↔	-	-	
	Show Cause	SC	2	▲	-33.3%	-1	
	Temporary Detention Order	TD	2	▼	-60.0%	-3	
	Child In Need of Services	CS	1	▲	-	+1	
	Initial Foster Care	IF	1	▼	-66.7%	-2	
	Other	OT	1	▲	-	+1	
	Relief of Custody	CR	1	▲	-	+1	
	Voluntary Continuing Services and Support Agree	VA	1	↔	-	-	
	Family Abuse - Protective Order	FP	0	▼	-100.0%	-1	
	Qualified Residential Treatment	QR	0	▼	-100.0%	-1	
		Total		360	▼	-4.0%	-15
	GRAND TOTAL			818	▲	2.1%	+17

Dispositions by Major Case Category**

Category	Summary	Change	% Change	Absolute Change
Adult Criminal	269	▲	+28.7%	+60
Child Dependency	55	▲	+22.2%	+10
Child in Need of Services/Supervision	13	▲	+550.0%	+11
Custody and Visitation	187	▼	-14.6%	-32

* Compared to same time period as previous year
 ** Case Type Categories are defined in the 2017 Virginia Judicial Workload Assessment
 The data reported reflect the case management system. The case types reported may not necessitate judicial involvement.

Delinquency	67	▼		0
Juvenile Miscellaneous	10	▲	+66.7%	+4
New to Workload Study	3	▲	-	+3
Other	119	▲	+9.2%	+10
Protective Orders	26	▲	-13.3%	-4
Support	63	▼	-35.7%	-35
Traffic	6	▼	-62.5%	-10
GRAND TOTAL	818	▲	2.1%	+17

* Compared to same time period as previous year
 ** Case Type Categories are defined in the 2017 Virginia Judicial Workload Assessment
 The data reported reflect the case management system. The case types reported may not necessitate judicial involvement.
 11/15/2024 11:03:03AM Source: SCV-SQL-Information

2024 Overall GRAND TOTAL		Distribution of Caseload		Change*		Percentage (%) of Caseload			
1,637	+191 13.2%	Adult	924	56%	25.0% ▲	+185	Adult	51.1%	56.4%
2024		Juvenile	713	44%	0.8% ▲	+6	Juvenile	48.9%	43.6%
		GRAND TOTAL	1,637	100%	13.2% ▲	+191	GRAND TOTAL	100%	100%

Dispositions by Division & Code

Division	Case Type Description	Code	Summary	Change	% Change	Absolute Change
Adult	Misdemeanor	CM	207	▲	+73.9%	+88
	Show Cause	SC	187	▲	+12.0%	+20
	Civil Support	VS	160	▼	-10.1%	-18
	Other	OT	117	▲	+24.5%	+23
	Family Abuse - Protective Order	FP	78	▲	+44.4%	+24
	Felony	CF	61	▲	+45.2%	+19
	Capias	CA	58	▲	-3.3%	-2
	Remand Support	RS	28	▲	+100.0%	+14
	Motion - Protective Order	MP	17	▲	+88.9%	+8
	Non-Family Abuse Protective Order	AP	9	▲	+800.0%	+8
	Violation Family Abuse Protective Order	PS	2	▲	-	+2
	Protective Order	PC	0	▼	-100.0%	-1
	Total		924	▲	25.0%	+185
Juvenile	Custody Visitation	CV	472	▲	+1.3%	+6
	Remand Custody	RC	37	▲	+23.3%	+7
	Traffic	T	37	▼	-7.5%	-3
	Misdemeanor	DM	36	▼	-25.0%	-12
	Remand Visitation	RV	36	▲	+20.0%	+6
	Paternity	PT	16	▲	+77.8%	+7
	Felony	DF	14	▼	-41.7%	-10
	Truancy	TR	12	▲	+500.0%	+10
	Foster Care Review	FC	8	▲	+100.0%	+4
	Temporary Detention Order	TD	7	▼	-30.0%	-3
	Permanency Planning	PH	6	▼	-57.1%	-8
	Initial Foster Care	IF	5	▲	+150.0%	+3
	Show Cause	SC	5	▲	+150.0%	+3
	Abuse and Neglect	AN	4	▼	-50.0%	-4
	Terminate Parental Rights	TP	4	▲	+100.0%	+2
	Voluntary Continuing Services and Support Agreem	VA	4	▲	-	+4
	Emergency Custody Order	EC	3	▲	-	+3
	Capias	CA	2	↔	-	-
	Non-Family Abuse Protective Order	AP	2	↔	-	-
	Status	ST	2	▼	-75.0%	-6
	Relief of Custody	CR	1	▼	-50.0%	-1
Child In Need of Services	CS	0	▼	-100.0%	-2	
	Total		713	▲	0.8%	+6
	GRAND TOTAL		1,637	▲	13.2%	+191

Dispositions by Major Case Category**

Category	Summary	Change	% Change	Absolute Change
Adult Criminal	446	▲	+34.3%	+114
Child Dependency	32	▲	-	0
Child in Need of Services/Supervision	13	▲	+225.0%	+9
Custody and Visitation	488	▲	+2.7%	+13
Delinquency	56	▲	-26.3%	-20
Juvenile Miscellaneous	2	▼	-75.0%	-6

* Compared to same time period as previous year
 ** Case Type Categories are defined in the 2017 Virginia Judicial Workload Assessment
 The data reported reflect the case management system. The case types reported may not necessitate judicial involvement.

Other	228	▲	+28.1%	+50
Protective Orders	106	▲	+60.6%	+40
Support	229	▲	-2.6%	-6
Traffic	37	▼	-7.5%	-3
GRAND TOTAL	1,637	▲	13.2%	+191

* Compared to same time period as previous year
 ** Case Type Categories are defined in the 2017 Virginia Judicial Workload Assessment
 The data reported reflect the case management system. The case types reported may not necessitate judicial involvement.
 11/15/2024 11:03:03AM Source: SCV-SQL-Information

2024 Overall GRAND TOTAL		Distribution of Caseload			Change*		Percentage (%) of Caseload		
763	-59 -7.2%	Adult	412	54%	-12.0% ▼	-56	Adult	56.9%	54.0%
2024		Juvenile	351	46%	-0.8% ▼	-3	Juvenile	43.1%	46.0%
2023		GRAND TOTAL	763	100%	-7.2% ▼	-59	GRAND TOTAL	100%	100%

Dispositions by Division & Code

Division	Case Type Description	Code	Summary	Change	% Change	Absolute Change
Adult	Misdemeanor	CM	87	▲	+16.0%	+12
	Civil Support	VS	78	▲	+8.3%	+6
	Other	OT	74	▼	-5.1%	-4
	Show Cause	SC	73	▼	-34.2%	-38
	Family Abuse - Protective Order	FP	29	▼	-14.7%	-5
	Capias	CA	20	▲	-28.6%	-8
	Felony	CF	19	▼	-58.7%	-27
	Remand Support	RS	17	▲	+54.5%	+6
	Motion - Protective Order	MP	7	▲	+600.0%	+6
	Non-Family Abuse Protective Order	AP	4	▲	+100.0%	+2
	Violation of Protective Order	PV	4	▼	-33.3%	-2
	Violation Family Abuse Protective Order	PS	0	▼	-100.0%	-4
	Total			412	▼	-12.0%
Juvenile	Custody Visitation	CV	188	▼	-10.5%	-22
	Remand Custody	RC	34	▲	+161.5%	+21
	Remand Visitation	RV	34	▲	+161.5%	+21
	Misdemeanor	DM	30	▼	-16.7%	-6
	Traffic	T	23	▼	-37.8%	-14
	Temporary Detention Order	TD	7	▲	+16.7%	+1
	Non-Family Abuse Protective Order	AP	6	▲	+100.0%	+3
	Emergency Custody Order	EC	5	▲	+66.7%	+2
	Other	OT	5	▲	+66.7%	+2
	Paternity	PT	4	↔	-	-
	Family Abuse - Protective Order	FP	3	▲	-	+3
	Foster Care Review	FC	3	▲	-	+3
	Abuse and Neglect	AN	2	▼	-77.8%	-7
	Felony	DF	2	▼	-80.0%	-8
	Initial Foster Care	IF	1	↔	-	-
	Motion - Protective Order	MP	1	▼	-50.0%	-1
	Permanency Planning	PH	1	▲	-	+1
	Show Cause	SC	1	▲	-	+1
	Status	ST	1	▲	-	+1
	Child In Need of Services	CS	0	▼	-100.0%	-1
Civil Violation	CI	0	▼	-100.0%	-2	
Relief of Custody	CR	0	▼	-100.0%	-1	
Total			351	▼	-0.8%	-3
GRAND TOTAL			763	▼	-7.2%	-59

Dispositions by Major Case Category**

Category	Summary	Change	% Change	Absolute Change
Adult Criminal	181	▼	-27.6%	-69
Child Dependency	7	▲	-36.4%	-4
Child in Need of Services/Supervision	0	▼	-100.0%	-1
Custody and Visitation	192	▼	-10.3%	-22
Delinquency	33	▲	-28.3%	-13
Juvenile Miscellaneous	1	▲	-	+1

* Compared to same time period as previous year
 ** Case Type Categories are defined in the 2017 Virginia Judicial Workload Assessment
 The data reported reflect the case management system. The case types reported may not necessitate judicial involvement.

New to Workload Study	0	▼	-100.0%	-2
Other	176	▲	+38.6%	+49
Protective Orders	50	▲	+19.0%	+8
Support	100	▲	+8.7%	+8
Traffic	23	▼	-37.8%	-14
GRAND TOTAL	763	▼	-7.2%	-59

* Compared to same time period as previous year

** Case Type Categories are defined in the 2017 Virginia Judicial Workload Assessment

The data reported reflect the case management system. The case types reported may not necessitate judicial involvement.

2024 Overall GRAND TOTAL		Distribution of Caseload		Change*		Percentage (%) of Caseload			
5,177	-1,161 -18.3%	Adult	2,940	57%	-14.4% ▼	-494	Adult	54.2%	56.8%
		Juvenile	2,237	43%	-23.0% ▼	-667	Juvenile	45.8%	43.2%
		GRAND TOTAL	5,177	100%	-18.3% ▼	-1,161	GRAND TOTAL	100%	100%

Dispositions by Division & Code

Division	Case Type Description	Code	Summary	Change	% Change	Absolute Change	
Adult	Show Cause	SC	648	▼	-4.4%	-30	
	Civil Support	VS	637	▲	+5.3%	+32	
	Misdemeanor	CM	539	▼	-10.6%	-64	
	Other	OT	430	▼	-40.0%	-287	
	Family Abuse - Protective Order	FP	238	▲	+6.7%	+15	
	Capias	CA	167	▼	-5.6%	-10	
	Felony	CF	161	▲	+1.9%	+3	
	Remand Support	RS	83	▼	-64.4%	-150	
	Motion - Protective Order	MP	22	▲	+15.8%	+3	
	Non-Family Abuse Protective Order	AP	7	▼	-65.0%	-13	
	Restricted License for Non-Support	SL	4	▲	+300.0%	+3	
	Violation of Protective Order	PV	4	▲	-	+4	
		Total		2,940	▼	-14.4%	-494
Juvenile	Custody Visitation	CV	1,250	▼	-5.2%	-68	
	Misdemeanor	DM	255	▼	-17.7%	-55	
	Remand Visitation	RV	126	▼	-55.0%	-154	
	Remand Custody	RC	123	▼	-57.0%	-163	
	Felony	DF	108	▼	-37.6%	-65	
	Status	ST	52	▼	-27.8%	-20	
	Traffic	T	48	▲	+4.3%	+2	
	Paternity	PT	39	▲	+18.2%	+6	
	Non-Family Abuse Protective Order	AP	37	▲	+42.3%	+11	
	Emergency Custody Order	EC	33	▼	-71.8%	-84	
	Temporary Detention Order	TD	26	▼	-79.2%	-99	
	Foster Care Review	FC	25	▲	+177.8%	+16	
	Permanency Planning	PH	20	▲	+5.3%	+1	
	Initial Foster Care	IF	18	▲	+350.0%	+14	
	Abuse and Neglect	AN	14	▲	+250.0%	+10	
	Terminate Parental Rights	TP	14	▲	+100.0%	+7	
	Other	OT	11	▼	-68.6%	-24	
	Capias	CA	10	▲	+42.9%	+3	
	Relief of Custody	CR	10	▲	+233.3%	+7	
	Show Cause	SC	6	▲	+100.0%	+3	
	Mental Commitment	MC	4	▼	-55.6%	-5	
	Family Abuse - Protective Order	FP	3	▼	-25.0%	-1	
	Child In Need of Services	CS	2	▲	-	+2	
	Voluntary Continuing Services and Support Agree	VA	2	▼	-71.4%	-5	
	Civil Violation	CI	1	▲	-	+1	
	Child at Risk	RI	0	▼	-100.0%	-5	
	Motion - Protective Order	MP	0	▼	-100.0%	-2	
		Total		2,237	▼	-23.0%	-667
		GRAND TOTAL		5,177	▼	-18.3%	-1,161

Dispositions by Major Case Category**

Category	Summary	Change	% Change	Absolute Change
Adult Criminal	1,278	▲	-5.3%	-71
Child Dependency	103	▲	+77.6%	+45

* Compared to same time period as previous year
 ** Case Type Categories are defined in the 2017 Virginia Judicial Workload Assessment
 The data reported reflect the case management system. The case types reported may not necessitate judicial involvement.

CPSS - JCMS CASELOAD STATISTICS OF THE JUVENILE & DOMESTIC RELATIONS DISTRICT COURTS
 January 2024 thru October 2024 Dispositions (Compared to January 2023 thru October 2023)

Child in Need of Services/Supervision	4	▲	-	+4
Custody and Visitation	1,289	▲	-4.6%	-62
Delinquency	377	▲	-23.5%	-116
Juvenile Miscellaneous	52	▼	-27.8%	-20
New to Workload Study	1	▲	-	+1
Other	836	▼	-53.6%	-966
Protective Orders	307	▼	+4.4%	+13
Support	882	▲	+1.0%	+9
Traffic	48	▲	+4.3%	+2
GRAND TOTAL	5,177	▼	-18.3%	-1,161

* Compared to same time period as previous year

** Case Type Categories are defined in the 2017 Virginia Judicial Workload Assessment

The data reported reflect the case management system. The case types reported may not necessitate judicial involvement.

2024 Overall GRAND TOTAL		Distribution of Caseload		Change*		Percentage (%) of Caseload			
814 	+94 13.1%	Adult	421	52%	15.7% ▲	+57	Adult	50.6%	51.7%
		Juvenile	393	48%	10.4% ▲	+37	Juvenile	49.4%	48.3%
		GRAND TOTAL	814	100%	13.1% ▲	+94	GRAND TOTAL	100%	100%

Dispositions by Division & Code

Division	Case Type Description	Code	Summary	Change	% Change	Absolute Change
Adult	Misdemeanor	CM	104	▲	+57.6%	+38
	Other	OT	73	▲	+15.9%	+10
	Civil Support	VS	72	▼	-4.0%	-3
	Show Cause	SC	69	▲	-1.4%	-1
	Capias	CA	36	▲	+50.0%	+12
	Felony	CF	29	▲	+70.6%	+12
	Family Abuse - Protective Order	FP	27	▼	-34.1%	-14
	Non-Family Abuse Protective Order	AP	5	▲	-	+5
	Motion - Protective Order	MP	2	▼	-33.3%	-1
	Emergency Substantial Risk Order	SR	1	▲	-	+1
	Remand Support	RS	1	▼	-80.0%	-4
	Restricted License for Non-Support	SL	1	▲	-	+1
	Violation of Protective Order	PV	1	▲	-	+1
	Total		421	▲	15.7%	+57
Juvenile	Custody Visitation	CV	183	▼	-2.1%	-4
	Misdemeanor	DM	64	▼	-5.9%	-4
	Traffic	T	51	▲	+13.3%	+6
	Abuse and Neglect	AN	24	▲	+100.0%	+12
	Felony	DF	20	▲	+185.7%	+13
	Non-Family Abuse Protective Order	AP	11	▲	+1,000.0%	+10
	Paternity	PT	7	▲	+133.3%	+4
	Show Cause	SC	7	▼	-	-
	Foster Care Review	FC	6	▲	+200.0%	+4
	Capias	CA	4	▲	+300.0%	+3
	Civil Violation	CI	4	▲	+100.0%	+2
	Permanency Planning	PH	3	▼	-25.0%	-1
	Emergency Custody Order	EC	2	▲	-	+2
	Initial Foster Care	IF	2	▼	-50.0%	-2
	Remand Custody	RC	2	▼	-50.0%	-2
	Remand Visitation	RV	2	↔	-	-
	Child In Need of Services	CS	1	▲	-	+1
	Child at Risk	RI	0	▼	-100.0%	-1
	Family Abuse - Protective Order	FP	0	▼	-100.0%	-1
	Other	OT	0	▼	-100.0%	-1
	Relief of Custody	CR	0	▼	-100.0%	-1
	Status	ST	0	▼	-100.0%	-1
	Terminate Parental Rights	TP	0	▼	-100.0%	-2
	Total		393	▲	10.4%	+37
GRAND TOTAL			814	▲	13.1%	+94

Dispositions by Major Case Category**

Category	Summary	Change	% Change	Absolute Change
Adult Criminal	189	▲	+36.0%	+50
Child Dependency	35	▼	+34.6%	+9
Child in Need of Services/Supervision	1	▲	-	0
Custody and Visitation	190	▲	-	0
Delinquency	95	▲	+15.9%	+13

* Compared to same time period as previous year
 ** Case Type Categories are defined in the 2017 Virginia Judicial Workload Assessment
 The data reported reflect the case management system. The case types reported may not necessitate judicial involvement.

CPSS - JCMS CASELOAD STATISTICS OF THE JUVENILE & DOMESTIC RELATIONS DISTRICT COURTS
 January 2024 thru October 2024 Dispositions (Compared to January 2023 thru October 2023)

Juvenile Miscellaneous	0	▼	-100.0%	-1
New to Workload Study	5	▲	+150.0%	+3
Other	80	▲	+6.7%	+5
Protective Orders	45	▲	-2.2%	-1
Support	123	▲	+8.8%	+10
Traffic	51	▲	+13.3%	+6
GRAND TOTAL	814	▲	13.1%	+94

* Compared to same time period as previous year

** Case Type Categories are defined in the 2017 Virginia Judicial Workload Assessment

The data reported reflect the case management system. The case types reported may not necessitate judicial involvement.

2024 Overall GRAND TOTAL		Distribution of Caseload		Change*		Percentage (%) of Caseload			
548 	+20 3.8%	Adult	315	57%	18.0% ▲	+48	Adult	50.6%	57.5%
		Juvenile	233	43%	-10.7% ▼	-28	Juvenile	49.4%	42.5%
		GRAND TOTAL	548	100%	3.8% ▲	+20	GRAND TOTAL	100%	100%

Dispositions by Division & Code

Division	Case Type Description	Code	Summary	Change	% Change	Absolute Change
Adult	Misdemeanor	CM	85	▲	+77.1%	+37
	Show Cause	SC	59	▲	+3.5%	+2
	Other	OT	50	▼	-	-
	Civil Support	VS	46	▼	-11.5%	-6
	Felony	CF	24	▲	+26.3%	+5
	Capias	CA	23	▲	+9.5%	+2
	Family Abuse - Protective Order	FP	20	▲	+33.3%	+5
	Non-Family Abuse Protective Order	AP	6	▲	+200.0%	+4
	Motion - Protective Order	MP	2	▲	-	+2
	Restricted License for Non-Support	SL	0	▼	-100.0%	-2
	Violation Family Abuse Protective Order	PS	0	▼	-100.0%	-1
	Total		315	▲	18.0%	+48
Juvenile	Custody Visitation	CV	119	▼	-7.8%	-10
	Misdemeanor	DM	35	▼	-28.6%	-14
	Traffic	T	12	▼	-42.9%	-9
	Felony	DF	11	▲	+175.0%	+7
	Foster Care Review	FC	10	▲	+100.0%	+5
	Paternity	PT	8	↔	-	-
	Abuse and Neglect	AN	7	▼	-22.2%	-2
	Permanency Planning	PH	6	▼	-33.3%	-3
	Status	ST	6	▲	-	+6
	Terminate Parental Rights	TP	6	▲	+100.0%	+3
	Initial Foster Care	IF	4	▼	-55.6%	-5
	Voluntary Continuing Services and Support Agreem	VA	3	▲	+50.0%	+1
	Capias	CA	2	▲	+100.0%	+1
	Civil Violation	CI	1	▲	-	+1
	Remand Custody	RC	1	▲	-	+1
	Show Cause	SC	1	▼	-80.0%	-4
	Temporary Detention Order	TD	1	↔	-	-
	Child In Need of Services	CS	0	▼	-100.0%	-1
	Non-Family Abuse Protective Order	AP	0	▼	-100.0%	-2
	Special Immigrant Juvenile Status	SI	0	▼	-100.0%	-1
Truancy	TR	0	▼	-100.0%	-2	
	Total		233	▼	-10.7%	-28
GRAND TOTAL			548	▲	3.8%	+20

Dispositions by Major Case Category**

Category	Summary	Change	% Change	Absolute Change
Adult Criminal	160	▲	+46.8%	+51
Child Dependency	36	▲	-2.7%	-1
Child in Need of Services/Supervision	0	▼	-100.0%	-3
Custody and Visitation	127	▼	-7.3%	-10
Delinquency	49	▲	-16.9%	-10
Juvenile Miscellaneous	6	▲	-	+6
New to Workload Study	1	▲	-	0
Other	52	▲	+2.0%	+1

* Compared to same time period as previous year

** Case Type Categories are defined in the 2017 Virginia Judicial Workload Assessment

The data reported reflect the case management system. The case types reported may not necessitate judicial involvement.

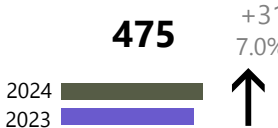
CPSS - JCMS CASELOAD STATISTICS OF THE JUVENILE & DOMESTIC RELATIONS DISTRICT COURTS
 January 2024 thru October 2024 Dispositions (Compared to January 2023 thru October 2023)

Protective Orders	28	▲	+47.4%	+9
Support	77	▼	-15.4%	-14
Traffic	12	▼	-42.9%	-9
GRAND TOTAL	548	▲	3.8%	+20

* Compared to same time period as previous year

** Case Type Categories are defined in the 2017 Virginia Judicial Workload Assessment

The data reported reflect the case management system. The case types reported may not necessitate judicial involvement.

2024 Overall GRAND TOTAL		Distribution of Caseload		Change*		Percentage (%) of Caseload			
475 	+31	Adult	253	53%	29.1% ▲	+57	Adult	44.1%	53.3%
	7.0%	Juvenile	222	47%	-10.5% ▼	-26	Juvenile	55.9%	46.7%
		GRAND TOTAL	475	100%	7.0% ▲	+31	GRAND TOTAL	100%	100%

Dispositions by Division & Code

Division	Case Type Description	Code	Summary	Change	% Change	Absolute Change
Adult	Other	OT	48	▲	+50.0%	+16
	Misdemeanor	CM	47	▲	+51.6%	+16
	Show Cause	SC	44	▲		-
	Civil Support	VS	39	▼	-4.9%	-2
	Felony	CF	37	▲	+516.7%	+31
	Capias	CA	23	▼	-32.4%	-11
	Family Abuse - Protective Order	FP	13	▲	+116.7%	+7
	Remand Support	RS	1	▲	-	+1
	Restricted License for Non-Support	SL	1	↔		-
	Non-Family Abuse Protective Order	AP	0	▼	-100.0%	-1
	Total		253	▲	29.1%	+57
Juvenile	Custody Visitation	CV	97	▼	-18.5%	-22
	Misdemeanor	DM	49	▲	+53.1%	+17
	Felony	DF	15	▲	+66.7%	+6
	Traffic	T	15	▼	-28.6%	-6
	Foster Care Review	FC	14	▼	-6.7%	-1
	Emergency Custody Order	EC	5	▼	-58.3%	-7
	Permanency Planning	PH	4	▲	+33.3%	+1
	Status	ST	4	▲	+100.0%	+2
	Remand Visitation	RV	3	▲	-	+3
	Temporary Detention Order	TD	3	▼	-57.1%	-4
	Abuse and Neglect	AN	2	▼	-33.3%	-1
	Non-Family Abuse Protective Order	AP	2	▲	-	+2
	Paternity	PT	2	▼	-60.0%	-3
	Remand Custody	RC	2	▲	-	+2
	Show Cause	SC	2	▲	+100.0%	+1
	Child In Need of Services	CS	1	▼	-75.0%	-3
	Initial Foster Care	IF	1	▼	-50.0%	-1
	Truancy	TR	1	▲	-	+1
	Qualified Residential Treatment	QR	0	▼	-100.0%	-1
	Terminate Parental Rights	TP	0	▼	-100.0%	-12
	Total		222	▼	-10.5%	-26
GRAND TOTAL			475	▲	7.0%	+31

Dispositions by Major Case Category**

Category	Summary	Change	% Change	Absolute Change
Adult Criminal	131	▲	+44.0%	+40
Child Dependency	21	▼	-41.7%	-15
Child in Need of Services/Supervision	2	▲	-50.0%	-2
Custody and Visitation	99	▼	-20.2%	-25
Delinquency	66	▲	+57.1%	+24
Juvenile Miscellaneous	4	▲	+100.0%	+2
Other	62	▲	+21.6%	+11
Protective Orders	15	▲	+114.3%	+8
Support	60	▼	-9.1%	-6
Traffic	15	▼	-28.6%	-6

* Compared to same time period as previous year

** Case Type Categories are defined in the 2017 Virginia Judicial Workload Assessment

The data reported reflect the case management system. The case types reported may not necessitate judicial involvement.

GRAND TOTAL

475

▲

7.0%

+31

* Compared to same time period as previous year

** Case Type Categories are defined in the 2017 Virginia Judicial Workload Assessment

The data reported reflect the case management system. The case types reported may not necessitate judicial involvement.

2024 Overall GRAND TOTAL		Distribution of Caseload			Change*		Percentage (%) of Caseload		
1,939	-203 -9.5%	Adult	1,046	54%	-0.8% ▼	-8	Adult	49.2%	53.9%
2024		Juvenile	893	46%	-17.9% ▼	-195	Juvenile	50.8%	46.1%
2023		GRAND TOTAL	1,939	100%	-9.5% ▼	-203	GRAND TOTAL	100%	100%

Dispositions by Division & Code

Division	Case Type Description	Code	Summary	Change	% Change	Absolute Change	
Adult	Misdemeanor	CM	212	▼	-9.0%	-21	
	Civil Support	VS	203	▲	+15.3%	+27	
	Show Cause	SC	202	▼	-14.4%	-34	
	Other	OT	120	▼	-9.8%	-13	
	Family Abuse - Protective Order	FP	115	▲	+3.6%	+4	
	Capias	CA	89	▼	+3.5%	+3	
	Felony	CF	76	▲	+40.7%	+22	
	Motion - Protective Order	MP	16	▲	+77.8%	+7	
	Violation of Protective Order	PV	8	▲	+700.0%	+7	
	Violation Family Abuse Protective Order	PS	2	▲	-	+2	
	Bond Forfeiture	BF	1	▲	-	+1	
	Non-Family Abuse Protective Order	AP	1	▼	-85.7%	-6	
	Restricted License for Non-Support	SL	1	↔	-	-	
	Emergency Substantial Risk Order	SR	0	▼	-100.0%	-4	
	Protective Order	PC	0	▼	-100.0%	-1	
Remand Support	RS	0	▼	-100.0%	-2		
Total			1,046	▼	-0.8%	-8	
Juvenile	Custody Visitation	CV	505	▼	-21.2%	-136	
	Misdemeanor	DM	88	▼	-30.2%	-38	
	Traffic	T	54	▲	+25.6%	+11	
	Foster Care Review	FC	46	▲	+48.4%	+15	
	Felony	DF	42	▼	-4.5%	-2	
	Abuse and Neglect	AN	26	▼	-33.3%	-13	
	Permanency Planning	PH	18	↔	-	-	
	Initial Foster Care	IF	15	▼	-11.8%	-2	
	Non-Family Abuse Protective Order	AP	13	▼	-27.8%	-5	
	Show Cause	SC	13	▲	-13.3%	-2	
	Paternity	PT	11	▲	+175.0%	+7	
	Truancy	TR	11	▼	-21.4%	-3	
	Emergency Custody Order	EC	10	▼	-9.1%	-1	
	Status	ST	8	▼	-42.9%	-6	
	Temporary Detention Order	TD	7	↔	-	-	
	Mental Commitment	MC	6	▲	+100.0%	+3	
	Terminate Parental Rights	TP	6	▼	-70.0%	-14	
	Capias	CA	4	▲	-	+4	
	Civil Violation	CI	2	↔	-	-	
	Relief of Custody	CR	2	↔	-	-	
	Remand Custody	RC	2	▼	-33.3%	-1	
	Remand Visitation	RV	2	▼	-33.3%	-1	
	Voluntary Continuing Services and Support Agreen	VA	2	↔	-	-	
	Child In Need of Services	CS	0	▼	-100.0%	-1	
	Family Abuse - Protective Order	FP	0	▼	-100.0%	-1	
	Motion - Protective Order	MP	0	▼	-100.0%	-3	
	Qualified Residential Treatment	QR	0	▼	-100.0%	-3	
	Special Immigrant Juvenile Status	SI	0	▼	-100.0%	-3	
	Total			893	▼	-17.9%	-195
	GRAND TOTAL			1,939	▼	-9.5%	-203

* Compared to same time period as previous year

** Case Type Categories are defined in the 2017 Virginia Judicial Workload Assessment

The data reported reflect the case management system. The case types reported may not necessitate judicial involvement.

Dispositions by Major Case Category**

Category	Summary	Change	% Change	Absolute Change
Adult Criminal	492	▲	-4.3%	-22
Child Dependency	115	▼	-12.9%	-17
Child in Need of Services/Supervision	16	▲	+6.7%	+1
Custody and Visitation	516	▲	-20.0%	-129
Delinquency	142	▲	-23.2%	-43
Juvenile Miscellaneous	8	▼	-42.9%	-6
New to Workload Study	2	▼	-77.8%	-7
Other	147	▼	-9.3%	-15
Protective Orders	145	▼	-2.7%	-4
Support	302	▲	+10.2%	+28
Traffic	54	▲	+25.6%	+11
GRAND TOTAL	1,939	▼	-9.5%	-203

* Compared to same time period as previous year

** Case Type Categories are defined in the 2017 Virginia Judicial Workload Assessment

The data reported reflect the case management system. The case types reported may not necessitate judicial involvement.

2024 Overall GRAND TOTAL		Distribution of Caseload			Change*		Percentage (%) of Caseload		
1,704 +214 14.4% 	2024 2023	Adult	866	51%	11.6% ▲	+90	Adult	2023	2024
		Juvenile	838	49%	17.4% ▲	+124	Juvenile	47.9%	50.8%
GRAND TOTAL		1,704	100%	14.4% ▲	+214	GRAND TOTAL	100%	100%	

Dispositions by Division & Code

Division	Case Type Description	Code	Summary	Change	% Change	Absolute Change
Adult	Misdemeanor	CM	219	▲	+20.3%	+37
	Civil Support	VS	154	▼	-11.5%	-20
	Other	OT	149	▲	+50.5%	+50
	Family Abuse - Protective Order	FP	119	▲	+36.8%	+32
	Show Cause	SC	107	▲	+16.3%	+15
	Capias	CA	50	▼	-19.4%	-12
	Felony	CF	47	▼	-24.2%	-15
	Motion - Protective Order	MP	10	▼	-16.7%	-2
	Non-Family Abuse Protective Order	AP	8	▲	+100.0%	+4
	Remand Support	RS	3	▲	-	+3
	Protective Order	PC	0	▼	-100.0%	-2
Total			866	▲	11.6%	+90
Juvenile	Custody Visitation	CV	490	▲	+6.8%	+31
	Misdemeanor	DM	129	▲	+46.6%	+41
	Felony	DF	61	▲	+22.0%	+11
	Traffic	T	52	▲	+26.8%	+11
	Non-Family Abuse Protective Order	AP	24	▲	+26.3%	+5
	Show Cause	SC	16	▲	+166.7%	+10
	Civil Violation	CI	15	▲	+66.7%	+6
	Family Abuse - Protective Order	FP	12	▲	+1,100.0%	+11
	Foster Care Review	FC	12	▲	+71.4%	+5
	Capias	CA	8	▲	+166.7%	+5
	Terminate Parental Rights	TP	6	▲	-	+6
	Paternity	PT	3	▼	-25.0%	-1
	Remand Custody	RC	3	▲	-	+3
	Abuse and Neglect	AN	2	▼	-81.8%	-9
	Initial Foster Care	IF	2	▼	-75.0%	-6
	Permanency Planning	PH	1	▼	-66.7%	-2
	Remand Visitation	RV	1	▲	-	+1
	Special Immigrant Juvenile Status	SI	1	▲	-	+1
	Restoration of Parental Rights	RR	0	▼	-100.0%	-2
	Status	ST	0	▼	-100.0%	-2
Truancy	TR	0	▼	-100.0%	-1	
Total			838	▲	17.4%	+124
GRAND TOTAL			1,704	▲	14.4%	+214

Dispositions by Major Case Category**

Category	Summary	Change	% Change	Absolute Change
Adult Criminal	398	▼	+3.9%	+15
Child Dependency	23	▲	-20.7%	-6
Child in Need of Services/Supervision	0	▼	-100.0%	-1
Custody and Visitation	493	▼	+6.5%	+30
Delinquency	214	▲	+45.6%	+67
Juvenile Miscellaneous	0	▼	-100.0%	-2
New to Workload Study	16	▲	+77.8%	+7
Other	156	▲	+54.5%	+55

* Compared to same time period as previous year
 ** Case Type Categories are defined in the 2017 Virginia Judicial Workload Assessment
 The data reported reflect the case management system. The case types reported may not necessitate judicial involvement.

Protective Orders	173	▲	+40.7%	+50
Support	179	▲	-6.3%	-12
Traffic	52	▲	+26.8%	+11
GRAND TOTAL	1,704	▲	14.4%	+214

* Compared to same time period as previous year

** Case Type Categories are defined in the 2017 Virginia Judicial Workload Assessment

The data reported reflect the case management system. The case types reported may not necessitate judicial involvement.

2024 Overall GRAND TOTAL		Distribution of Caseload		Change*		Percentage (%) of Caseload			
224 +66 41.8% 		Adult	137	61%	31.7% ▲	+33	Adult	65.8%	61.2%
		Juvenile	87	39%	61.1% ▲	+33	Juvenile	34.2%	38.8%
		GRAND TOTAL	224	100%	41.8% ▲	+66	GRAND TOTAL	100%	100%

Dispositions by Division & Code

Division	Case Type Description	Code	Summary	Change	% Change	Absolute Change
Adult	Civil Support	VS	35	▲	+66.7%	+14
	Misdemeanor	CM	29	▲	+16.0%	+4
	Show Cause	SC	21	▲	+75.0%	+9
	Other	OT	19	▼	-29.6%	-8
	Family Abuse - Protective Order	FP	17	▲	+112.5%	+9
	Capias	CA	10	▲	+150.0%	+6
	Felony	CF	5	↔		-
	Motion - Protective Order	MP	1	↔		-
	Non-Family Abuse Protective Order	AP	0	▼	-100.0%	-1
	Total		137	▲	31.7%	+33
Juvenile	Custody Visitation	CV	74	▲	+80.5%	+33
	Traffic	T	4	▼	-50.0%	-4
	Foster Care Review	FC	2	▲	+100.0%	+1
	Misdemeanor	DM	2	▲	+100.0%	+1
	Non-Family Abuse Protective Order	AP	2	▲	-	+2
	Paternity	PT	2	↔		-
	Child In Need of Services	CS	1	▲	-	+1
	Felony	DF	0	▼	-100.0%	-1
	Total		87	▲	61.1%	+33
GRAND TOTAL			224	▲	41.8%	+66

Dispositions by Major Case Category**

Category	Summary	Change	% Change	Absolute Change
Adult Criminal	48	▲	+29.7%	+11
Child Dependency	2	▲	+100.0%	+1
Child in Need of Services/Supervision	1	▲	-	+1
Custody and Visitation	76	▲	+76.7%	+33
Delinquency	2	↔		0
Other	19	▼	-29.6%	-8
Protective Orders	20	▲	+100.0%	+10
Support	52	▲	+73.3%	+22
Traffic	4	▼	-50.0%	-4
GRAND TOTAL	224	▲	41.8%	+66

* Compared to same time period as previous year

** Case Type Categories are defined in the 2017 Virginia Judicial Workload Assessment

The data reported reflect the case management system. The case types reported may not necessitate judicial involvement.

2024 Overall GRAND TOTAL		Distribution of Caseload		Change*		Percentage (%) of Caseload		
539 -35 -6.1% 		Adult	247	46%	-11.8%	▼	-33	
		Juvenile	292	54%	-0.7%	▼	-2	
		GRAND TOTAL	539	100%	-6.1%	▼	-35	
		Adult						2023 48.8%
		Juvenile						2024 54.2%
		GRAND TOTAL						100%

Dispositions by Division & Code

Division	Case Type Description	Code	Summary	Change	% Change	Absolute Change
Adult	Show Cause	SC	55	▼	-8.3%	-5
	Misdemeanor	CM	52	▼	-38.1%	-32
	Civil Support	VS	49	▲	+14.0%	+6
	Other	OT	35	▲	+288.9%	+26
	Family Abuse - Protective Order	FP	34	▲	+13.3%	+4
	Capias	CA	11	▼	-62.1%	-18
	Felony	CF	10	▼	-56.5%	-13
	Motion - Protective Order	MP	1	↔		-
	Restricted License for Non-Support	SL	0	▼	-100.0%	-1
	Total		247	▼	-11.8%	-33
Juvenile	Custody Visitation	CV	131	▲	+79.5%	+58
	Traffic	T	45	▼	-2.2%	-1
	Misdemeanor	DM	28	▼	-49.1%	-27
	Permanency Planning	PH	23	▲	+666.7%	+20
	Foster Care Review	FC	22	▼	-54.2%	-26
	Felony	DF	16	▲	+77.8%	+7
	Abuse and Neglect	AN	12	▼	-57.1%	-16
	Paternity	PT	4	▲	-	+4
	Status	ST	3	▲	-50.0%	-3
	Special Immigrant Juvenile Status	SI	2	▲	-	+2
	Temporary Detention Order	TD	2	▲	-	+2
	Capias	CA	1	▲	-	+1
	Child In Need of Services	CS	1	▼	-66.7%	-2
	Show Cause	SC	1	▲	-	-
	Terminate Parental Rights	TP	1	▼	-66.7%	-2
	Civil Violation	CI	0	▼	-100.0%	-1
	Emergency Custody Order	EC	0	▼	-100.0%	-1
	Family Abuse - Protective Order	FP	0	▼	-100.0%	-2
	Initial Foster Care	IF	0	▼	-100.0%	-7
	Non-Family Abuse Protective Order	AP	0	▼	-100.0%	-4
	Other	OT	0	▼	-100.0%	-1
Remand Custody	RC	0	▼	-100.0%	-1	
Remand Visitation	RV	0	▼	-100.0%	-1	
Truancy	TR	0	▼	-100.0%	-1	
	Total		292	▼	-0.7%	-2
GRAND TOTAL			539	▼	-6.1%	-35

Dispositions by Major Case Category**

Category	Summary	Change	% Change	Absolute Change
Adult Criminal	116	▼	-25.2%	-39
Child Dependency	58	▲	-34.8%	-31
Child in Need of Services/Supervision	2	▲	-50.0%	-2
Custody and Visitation	135	▲	+84.9%	+62
Delinquency	45	▲	-30.8%	-20
Juvenile Miscellaneous	3	▲	-50.0%	-3
New to Workload Study	2	▲	+100.0%	+1

* Compared to same time period as previous year


** Case Type Categories are defined in the 2017 Virginia Judicial Workload Assessment

The data reported reflect the case management system. The case types reported may not necessitate judicial involvement.

CPSS - JCMS CASELOAD STATISTICS OF THE JUVENILE & DOMESTIC RELATIONS DISTRICT COURTS
 January 2024 thru October 2024 Dispositions (Compared to January 2023 thru October 2023)

Other	37	▲	+184.6%	+24
Protective Orders	35	▼	-5.4%	-2
Support	61	▼	-28.2%	-24
Traffic	45	▼	-2.2%	-1
GRAND TOTAL	539	▼	-6.1%	-35

* Compared to same time period as previous year
 ** Case Type Categories are defined in the 2017 Virginia Judicial Workload Assessment
 The data reported reflect the case management system. The case types reported may not necessitate judicial involvement.
 11/15/2024 11:03:03AM Source: SCV-SQL-Information

2024 Overall GRAND TOTAL		Distribution of Caseload			Change*		Percentage (%) of Caseload		
12,693 +809 6.8% 		Adult	8,063	64%	6.0% ▲	+453	Adult	64.0%	63.5%
		Juvenile	4,630	36%	8.3% ▲	+356	Juvenile	36.0%	36.5%
		GRAND TOTAL	12,693	100%	6.8% ▲	+809	GRAND TOTAL	100%	100%

Dispositions by Division & Code

Division	Case Type Description	Code	Summary	Change	% Change	Absolute Change	
Adult	Misdemeanor	CM	2,170	▲	+13.9%	+264	
	Other	OT	1,400	▼	+1.7%	+24	
	Show Cause	SC	1,279	▼	+1.5%	+19	
	Civil Support	VS	1,107	▲	+8.7%	+89	
	Felony	CF	779	▲	+25.0%	+156	
	Capias	CA	720	▼	-16.4%	-141	
	Family Abuse - Protective Order	FP	517	▲	+9.5%	+45	
	Non-Family Abuse Protective Order	AP	26	▲	+8.3%	+2	
	Violation of Protective Order	PV	24	▼	-7.7%	-2	
	Motion - Protective Order	MP	19	▼	-9.5%	-2	
	Remand Support	RS	16	▼	-11.1%	-2	
	Bond Forfeiture	BF	3	▲	+50.0%	+1	
	Protective Order	PC	2	▲	-	+2	
	Restricted License for Non-Support	SL	1	▼	-66.7%	-2	
	Total		8,063	▲	6.0%	+453	
Juvenile	Custody Visitation	CV	2,495	▼	-6.2%	-166	
	Misdemeanor	DM	642	▲	+66.8%	+257	
	Felony	DF	247	▲	+36.5%	+66	
	Civil Violation	CI	139	▲	+90.4%	+66	
	Mental Commitment	MC	132	▼	-2.2%	-3	
	Truancy	TR	128	▲	+11.3%	+13	
	Status	ST	116	▼	+23.4%	+22	
	Traffic	T	99	▲	+26.9%	+21	
	Foster Care Review	FC	90	▲	+38.5%	+25	
	Non-Family Abuse Protective Order	AP	82	▲	+100.0%	+41	
	Abuse and Neglect	AN	70	▼	-1.4%	-1	
	Paternity	PT	69	▼	-16.9%	-14	
	Permanency Planning	PH	64	▲	+10.3%	+6	
	Initial Foster Care	IF	54	▲	+68.8%	+22	
	Show Cause	SC	54	▲	+285.7%	+40	
	Child In Need of Services	CS	44	▲	+33.3%	+11	
	Terminate Parental Rights	TP	29	▼	-29.3%	-12	
	Remand Custody	RC	26	▼	-23.5%	-8	
	Other	OT	17	▲	-19.0%	-4	
	Special Immigrant Juvenile Status	SI	11	▲	+266.7%	+8	
	Voluntary Continuing Services and Support Agree	VA	8	▲	+60.0%	+3	
	Family Abuse - Protective Order	FP	5	▲	+25.0%	+1	
	Temporary Detention Order	TD	5	▼	-83.9%	-26	
	Emergency Custody Order	EC	2	▼	-87.5%	-14	
	Capias	CA	1	▲	-	+1	
	Remand Visitation	RV	1	▲	-	+1	
		Total		4,630	▲	8.3%	+356
		GRAND TOTAL		12,693	▲	6.8%	+809

* Compared to same time period as previous year
 ** Case Type Categories are defined in the 2017 Virginia Judicial Workload Assessment
 The data reported reflect the case management system. The case types reported may not necessitate judicial involvement.

Dispositions by Major Case Category**

Category	Summary	Change	% Change	Absolute Change
Adult Criminal	4,567	▲	+8.7%	+365
Child Dependency	315	▲	+15.8%	+43
Child in Need of Services/Supervision	172	▲	+16.2%	+24
Custody and Visitation	2,564	▼	-6.6%	-180
Delinquency	944	▲	+62.8%	+364
Juvenile Miscellaneous	118	▲	+25.5%	+24
New to Workload Study	150	▲	+97.4%	+74
Other	1,597	▲	-2.1%	-34
Protective Orders	649	▲	+15.5%	+87
Support	1,518	▼	+1.4%	+21
Traffic	99	▲	+26.9%	+21
GRAND TOTAL	12,693	▲	6.8%	+809

* Compared to same time period as previous year

** Case Type Categories are defined in the 2017 Virginia Judicial Workload Assessment

The data reported reflect the case management system. The case types reported may not necessitate judicial involvement.

2024 Overall GRAND TOTAL		Distribution of Caseload			Change*		Percentage (%) of Caseload		
9,309 +267 3.0% 	2024 2023	Adult	5,177	56%	1.5% ▲	+76	Adult	56.4%	55.6%
		Juvenile	4,132	44%	4.8% ▲	+191	Juvenile	43.6%	44.4%
GRAND TOTAL		9,309	100%		3.0% ▲	+267	GRAND TOTAL	100%	100%

Dispositions by Division & Code

Division	Case Type Description	Code	Summary	Change	% Change	Absolute Change
Adult	Misdemeanor	CM	1,152	▲	+7.0%	+75
	Show Cause	SC	1,055	▼	-2.3%	-25
	Other	OT	900	▼	-8.4%	-83
	Civil Support	VS	740	▲	+10.4%	+70
	Capias	CA	510	▼	-0.2%	-1
	Family Abuse - Protective Order	FP	361	▼	-0.3%	-1
	Felony	CF	320	▲	+3.6%	+11
	Remand Support	RS	76	▲	+38.2%	+21
	Non-Family Abuse Protective Order	AP	21	▲	+75.0%	+9
	Violation of Protective Order	PV	18	▼	-25.0%	-6
	Motion - Protective Order	MP	17	▲	+41.7%	+5
	Restricted License for Non-Support	SL	4	▼	-20.0%	-1
	Bond Forfeiture	BF	1	↔	-	-
	Criminal Support	CS	1	▲	-	+1
	Return of Desposit (Bondsman)	RD	1	▲	-	+1
Total			5,177	▲	1.5%	+76
Juvenile	Custody Visitation	CV	2,501	▲	+1.2%	+29
	Misdemeanor	DM	399	▲	+26.3%	+83
	Felony	DF	156	▲	+4.0%	+6
	Truancy	TR	126	▲	+6.8%	+8
	Status	ST	110	▼	-28.1%	-43
	Paternity	PT	108	▲	+17.4%	+16
	Remand Visitation	RV	102	▲	+43.7%	+31
	Remand Custody	RC	100	▲	+38.9%	+28
	Traffic	T	75	▲	+27.1%	+16
	Permanency Planning	PH	66	▲	+4.8%	+3
	Foster Care Review	FC	59	▲	+68.6%	+24
	Temporary Detention Order	TD	54	▼	-29.9%	-23
	Abuse and Neglect	AN	38	▼	-49.3%	-37
	Terminate Parental Rights	TP	33	▲	+83.3%	+15
	Non-Family Abuse Protective Order	AP	32	▲	+23.1%	+6
	Show Cause	SC	29	▼	+16.0%	+4
	Voluntary Continuing Services and Support Agreem	VA	28	▲	+100.0%	+14
	Emergency Custody Order	EC	26	▲	+100.0%	+13
	Initial Foster Care	IF	22	▼	-42.1%	-16
	Family Abuse - Protective Order	FP	17	▲	+750.0%	+15
	Other	OT	14	▲	+250.0%	+10
	Capias	CA	11	▼	-21.4%	-3
	Civil Violation	CI	6	▼	-62.5%	-10
	Entrustment	ET	6	▲	+50.0%	+2
	Child In Need of Services	CS	5	▼	-28.6%	-2
	Relief of Custody	CR	4	↔	-	-
	Mental Commitment	MC	2	▲	+100.0%	+1
	Special Immigrant Juvenile Status	SI	2	▲	+100.0%	+1
	Juvenile Support	JS	1	▲	-	+1
	Emancipation	EP	0	▼	-100.0%	-1
	Total			4,132	▲	4.8%
GRAND TOTAL			9,309	▲	3.0%	+267

* Compared to same time period as previous year

** Case Type Categories are defined in the 2017 Virginia Judicial Workload Assessment

The data reported reflect the case management system. The case types reported may not necessitate judicial involvement.

Dispositions by Major Case Category**

Category	Summary	Change	% Change	Absolute Change
Adult Criminal	2,715	▼	+1.9%	+50
Child Dependency	256	▲	+2.0%	+5
Child in Need of Services/Supervision	131	▼	-0.8%	-1
Custody and Visitation	2,609	▲	+1.8%	+45
Delinquency	595	▲	+19.5%	+97
Juvenile Miscellaneous	110	▼	-28.6%	-44
New to Workload Study	8	▲	-52.9%	-9
Other	1,275	▲	-0.1%	-1
Protective Orders	448	▲	+8.2%	+34
Support	1,087	▲	+7.4%	+75
Traffic	75	▲	+27.1%	+16
GRAND TOTAL	9,309	▲	3.0%	+267

* Compared to same time period as previous year

** Case Type Categories are defined in the 2017 Virginia Judicial Workload Assessment

The data reported reflect the case management system. The case types reported may not necessitate judicial involvement.

2024 Overall GRAND TOTAL		Distribution of Caseload		Change*		Percentage (%) of Caseload			
233 +8 3.6% 	Adult	131	56%	-9.0%	▼	-13	Adult	2023 64.0%	2024 56.2%
	Juvenile	102	44%	25.9%	▲	+21	Juvenile	36.0%	43.8%
GRAND TOTAL		233	100%	3.6%	▲	+8	GRAND TOTAL	100%	100%


Dispositions by Division & Code

Division	Case Type Description	Code	Summary	Change	% Change	Absolute Change
Adult	Civil Support	VS	30	▲	+50.0%	+10
	Other	OT	25	▲	+13.6%	+3
	Misdemeanor	CM	23	▼	-20.7%	-6
	Show Cause	SC	21	▲	+16.7%	+3
	Family Abuse - Protective Order	FP	12	▼	-29.4%	-5
	Capias	CA	9	▼	-30.8%	-4
	Felony	CF	7	▼	-65.0%	-13
	Bond Forfeiture	BF	1	▼	-50.0%	-1
	Motion - Protective Order	MP	1	↔		-
	Remand Support	RS	1	↔		-
	Violation of Protective Order	PV	1	↔		-
Total			131	▼	-9.0%	-13
Juvenile	Custody Visitation	CV	69	▲	+6.2%	+4
	Abuse and Neglect	AN	12	▲	+500.0%	+10
	Misdemeanor	DM	6	▲	+200.0%	+4
	Motion - Protective Order	MP	4	▲	-	+4
	Traffic	T	3	▲	+200.0%	+2
	Paternity	PT	2	▲	-	+2
	Show Cause	SC	2	▲	-	+2
	Truancy	TR	2	▲	+100.0%	+1
	Child In Need of Services	CS	1	▲	-	+1
	Felony	DF	1	▲	-	+1
	Foster Care Review	FC	0	▼	-100.0%	-1
	Non-Family Abuse Protective Order	AP	0	▼	-100.0%	-2
	Remand Custody	RC	0	▼	-100.0%	-3
	Remand Visitation	RV	0	▼	-100.0%	-3
	Temporary Detention Order	TD	0	▼	-100.0%	-1
	Total			102	▲	25.9%
GRAND TOTAL			233	▲	3.6%	+8

Dispositions by Major Case Category**

Category	Summary	Change	% Change	Absolute Change	
Adult Criminal	52	▼	-28.8%	-21	
Child Dependency	12	▲	+300.0%	+9	
Child in Need of Services/Supervision	3	▲	+200.0%	+2	
Custody and Visitation	71	▲	+9.2%	+6	
Delinquency	9	▲	+350.0%	+7	
Other	26	▲	-13.3%	-4	
Protective Orders	17	▲	-15.0%	-3	
Support	40	▲	+33.3%	+10	
Traffic	3	▲	+200.0%	+2	
GRAND TOTAL		233	▲	3.6%	+8

* Compared to same time period as previous year
 ** Case Type Categories are defined in the 2017 Virginia Judicial Workload Assessment
 The data reported reflect the case management system. The case types reported may not necessitate judicial involvement.

2024 Overall GRAND TOTAL		Distribution of Caseload			Change*		Percentage (%) of Caseload		
1,870 -36 -1.9% 		Adult	1,010	54%	-2.6% ▼	-27	Adult	54.4%	54.0%
		Juvenile	860	46%	-1.0% ▼	-9	Juvenile	45.6%	46.0%
		GRAND TOTAL	1,870	100%	-1.9% ▼	-36	GRAND TOTAL	100%	100%

Dispositions by Division & Code

Division	Case Type Description	Code	Summary	Change	% Change	Absolute Change	
Adult	Misdemeanor	CM	240	▲	+13.2%	+28	
	Show Cause	SC	205	▲	+19.2%	+33	
	Other	OT	183	▲	-10.7%	-22	
	Civil Support	VS	138	▼	-18.8%	-32	
	Family Abuse - Protective Order	FP	88	▼	-17.0%	-18	
	Felony	CF	43	▼	-14.0%	-7	
	Capias	CA	30	▼	-60.5%	-46	
	Remand Support	RS	28	▲	+154.5%	+17	
	Motion - Protective Order	MP	25	▲	+47.1%	+8	
	Violation of Protective Order	PV	22	▲	+120.0%	+12	
	Non-Family Abuse Protective Order	AP	7	▲	+75.0%	+3	
	Restricted License for Non-Support	SL	1	▼	-50.0%	-1	
	Bond Forfeiture	BF	0	▼	-100.0%	-1	
	Protective Order	PC	0	▼	-100.0%	-1	
	Total		1,010	▼	-2.6%	-27	
Juvenile	Custody Visitation	CV	534	▼	-9.8%	-58	
	Misdemeanor	DM	79	▲	+29.5%	+18	
	Remand Custody	RC	44	▲	+158.8%	+27	
	Remand Visitation	RV	43	▲	+126.3%	+24	
	Traffic	T	33	▼	-8.3%	-3	
	Status	ST	32	▲	+52.4%	+11	
	Foster Care Review	FC	12	▲	+33.3%	+3	
	Motion - Protective Order	MP	12	▲	+33.3%	+3	
	Temporary Detention Order	TD	10	▲	+25.0%	+2	
	Felony	DF	9	▼	-71.9%	-23	
	Permanency Planning	PH	9	↔		-	
	Child In Need of Services	CS	8	▲	+166.7%	+5	
	Non-Family Abuse Protective Order	AP	6	↔		-	
	Other	OT	5	▲	-	+5	
	Paternity	PT	5	▼	-16.7%	-1	
	Abuse and Neglect	AN	4	▼	-50.0%	-4	
	Initial Foster Care	IF	4	▼	-33.3%	-2	
	Truancy	TR	3	▼	-50.0%	-3	
	Entrustment	ET	2	▲	-	+2	
	Show Cause	SC	2	▼	-80.0%	-8	
	Civil Violation	CI	1	▼	-85.7%	-6	
	Emergency Custody Order	EC	1	↔		-	
	Relief of Custody	CR	1	▲	-	+1	
	Voluntary Continuing Services and Support Agreem	VA	1	▲	-	+1	
	Terminate Parental Rights	TP	0	▼	-100.0%	-3	
		Total		860	▼	-1.0%	-9
		GRAND TOTAL		1,870	▼	-1.9%	-36

Dispositions by Major Case Category**

Category	Summary	Change	% Change	Absolute Change
Adult Criminal	493	▼	+2.9%	+14
Child Dependency	33	▲	-5.7%	-2

* Compared to same time period as previous year
 ** Case Type Categories are defined in the 2017 Virginia Judicial Workload Assessment
 The data reported reflect the case management system. The case types reported may not necessitate judicial involvement.

Child in Need of Services/Supervision	11	▲	+22.2%	+2
Custody and Visitation	539	▼	-9.9%	-59
Delinquency	90	▼	-12.6%	-13
Juvenile Miscellaneous	32	▲	+52.4%	+11
New to Workload Study	1	▼	-85.7%	-6
Other	314	▲	+20.3%	+53
Protective Orders	138	▲	-2.8%	-4
Support	186	▼	-13.5%	-29
Traffic	33	▼	-8.3%	-3
GRAND TOTAL	1,870	▼	-1.9%	-36

* Compared to same time period as previous year

** Case Type Categories are defined in the 2017 Virginia Judicial Workload Assessment

The data reported reflect the case management system. The case types reported may not necessitate judicial involvement.

2024 Overall GRAND TOTAL		Distribution of Caseload		Change*		Percentage (%) of Caseload			
400	-18 -4.3%	Adult	185 46%	-6.6%	▼	-13	Adult	47.4%	46.3%
		Juvenile	215 54%	-2.3%	▼	-5	Juvenile	52.6%	53.8%
		GRAND TOTAL	400 100%	-4.3%	▼	-18	GRAND TOTAL	100%	100%

Dispositions by Division & Code

Division	Case Type Description	Code	Summary	Change	% Change	Absolute Change
Adult	Misdemeanor	CM	52	▲	+20.9%	+9
	Other	OT	37	▼	-40.3%	-25
	Civil Support	VS	31	▼	-11.4%	-4
	Show Cause	SC	25	▲	+78.6%	+11
	Family Abuse - Protective Order	FP	22	▲	+22.2%	+4
	Capias	CA	7	▲	+250.0%	+5
	Felony	CF	4	▼	-63.6%	-7
	Motion - Protective Order	MP	3	▼	-25.0%	-1
	Violation of Protective Order	PV	3	▼	-50.0%	-3
	Restricted License for Non-Support	SL	1	▲	-	+1
	Non-Family Abuse Protective Order	AP	0	▼	-100.0%	-3
	Total		185	▼	-6.6%	-13
Juvenile	Custody Visitation	CV	113	▼	-13.1%	-17
	Misdemeanor	DM	27	▲	+8.0%	+2
	Traffic	T	17	▼	-61.4%	-27
	Abuse and Neglect	AN	12	▲	+1,100.0%	+11
	Foster Care Review	FC	11	▲	-	+11
	Non-Family Abuse Protective Order	AP	8	▲	-	+8
	Paternity	PT	5	▲	+66.7%	+2
	Permanency Planning	PH	5	▲	-	+5
	Felony	DF	4	▼	-20.0%	-1
	Initial Foster Care	IF	3	▲	+200.0%	+2
	Other	OT	3	▲	-	+3
	Show Cause	SC	2	▼	-33.3%	-1
	Status	ST	2	▲	-	+2
	Capias	CA	1	▲	-	+1
	Child In Need of Services	CS	1	↔	-	-
	Truancy	TR	1	▼	-50.0%	-1
	Civil Violation	CI	0	▼	-100.0%	-2
	Entrustment	ET	0	▼	-100.0%	-1
	Temporary Detention Order	TD	0	▼	-100.0%	-1
	Voluntary Continuing Services and Support Agree	VA	0	▼	-100.0%	-1
	Total		215	▼	-2.3%	-5
GRAND TOTAL			400	▼	-4.3%	-18

Dispositions by Major Case Category**

Category	Summary	Change	% Change	Absolute Change
Adult Criminal	79	▲	+12.9%	+9
Child Dependency	31	▲	+675.0%	+27
Child in Need of Services/Supervision	2	▼	-33.3%	-1
Custody and Visitation	118	▲	-11.3%	-15
Delinquency	34	▲	+3.0%	+1
Juvenile Miscellaneous	2	▲	-	+2
New to Workload Study	0	▼	-100.0%	-2
Other	40	▲	-36.5%	-23
Protective Orders	33	▲	+32.0%	+8

* Compared to same time period as previous year
 ** Case Type Categories are defined in the 2017 Virginia Judicial Workload Assessment
 The data reported reflect the case management system. The case types reported may not necessitate judicial involvement.

Support	44	▲	+7.3%	+3
Traffic	17	▼	-61.4%	-27
GRAND TOTAL	400	▼	-4.3%	-18

* Compared to same time period as previous year
 ** Case Type Categories are defined in the 2017 Virginia Judicial Workload Assessment
 The data reported reflect the case management system. The case types reported may not necessitate judicial involvement.

2024 Overall GRAND TOTAL		Distribution of Caseload			Change*		Percentage (%) of Caseload		
964 +87 9.9% 	2024 2023	Adult	579	60%	25.6% ▲	+118	Adult	52.6%	60.1%
		Juvenile	385	40%	-7.5% ▼	-31	Juvenile	47.4%	39.9%
GRAND TOTAL		964	100%	9.9% ▲	+87	GRAND TOTAL	100%	100%	

Dispositions by Division & Code

Division	Case Type Description	Code	Summary	Change	% Change	Absolute Change
Adult	Other	OT	133	▲	+47.8%	+43
	Misdemeanor	CM	121	▲	+15.2%	+16
	Show Cause	SC	99	▲	+70.7%	+41
	Civil Support	VS	93	▲	+6.9%	+6
	Family Abuse - Protective Order	FP	56	▲	+24.4%	+11
	Capias	CA	28	▼	-6.7%	-2
	Felony	CF	28	▲	+64.7%	+11
	Motion - Protective Order	MP	8	▼	-20.0%	-2
	Remand Support	RS	5	▲	+66.7%	+2
	Violation of Protective Order	PV	5	↔		-
	Criminal Support	CS	2	▲	-	+2
	Non-Family Abuse Protective Order	AP	1	▼	-88.9%	-8
	Protective Order	PC	0	▼	-100.0%	-1
	Restricted License for Non-Support	SL	0	▼	-100.0%	-1
Total			579	▲	25.6%	+118
Juvenile	Custody Visitation	CV	247	▼	-19.8%	-61
	Misdemeanor	DM	46	▲	+21.1%	+8
	Traffic	T	29	▼	-6.5%	-2
	Truancy	TR	9	▲	+125.0%	+5
	Paternity	PT	8	▲	+100.0%	+4
	Felony	DF	7	▲	+133.3%	+4
	Terminate Parental Rights	TP	6	▲	-	+6
	Remand Custody	RC	5	▲	+66.7%	+2
	Remand Visitation	RV	5	▲	-	+5
	Show Cause	SC	5	↔		-
	Foster Care Review	FC	4	▼	-20.0%	-1
	Non-Family Abuse Protective Order	AP	4	▲	+100.0%	+2
	Child In Need of Services	CS	3	▲	+50.0%	+1
	Status	ST	2	↔		-
	Abuse and Neglect	AN	1	▼	-50.0%	-1
	Emergency Custody Order	EC	1	▲	-	+1
	Other	OT	1	▲	-	+1
	Permanency Planning	PH	1	▼	-75.0%	-3
	Temporary Detention Order	TD	1	▲	-	+1
	Civil Violation	CI	0	▼	-100.0%	-1
	Family Abuse - Protective Order	FP	0	▼	-100.0%	-1
	Qualified Residential Treatment	QR	0	▼	-100.0%	-1
	Total			385	▼	-7.5%
GRAND TOTAL			964	▲	9.9%	+87

Dispositions by Major Case Category**

Category	Summary	Change	% Change	Absolute Change
Adult Criminal	233	▼	+14.8%	+30
Child Dependency	12	▲		0
Child in Need of Services/Supervision	12	▲	+100.0%	+6
Custody and Visitation	255	▲	-18.3%	-57
Delinquency	58	▲	+26.1%	+12

* Compared to same time period as previous year
 ** Case Type Categories are defined in the 2017 Virginia Judicial Workload Assessment
 The data reported reflect the case management system. The case types reported may not necessitate judicial involvement.

Juvenile Miscellaneous	2	↔		0
New to Workload Study	0	▼	-100.0%	-1
Other	151	▲	+57.3%	+55
Protective Orders	69	▼	+3.0%	+2
Support	143	▲	+41.6%	+42
Traffic	29	▼	-6.5%	-2
GRAND TOTAL	964	▲	9.9%	+87

* Compared to same time period as previous year

** Case Type Categories are defined in the 2017 Virginia Judicial Workload Assessment

The data reported reflect the case management system. The case types reported may not necessitate judicial involvement.

2024 Overall GRAND TOTAL		Distribution of Caseload		Change*		Percentage (%) of Caseload		
385 +34 9.7% 	Adult Juvenile GRAND TOTAL	170	44%	6.9% ▲	+11	Adult Juvenile GRAND TOTAL	2023 45.3% 54.7% 100%	2024 44.2% 55.8% 100%
		215	56%	12.0% ▲	+23	9.7% ▲ +34	100% 100%	

Dispositions by Division & Code

Division	Case Type Description	Code	Summary	Change	% Change	Absolute Change
Adult	Misdemeanor	CM	47	▲	+74.1%	+20
	Other	OT	28	▼	-3.4%	-1
	Civil Support	VS	27	▼	-27.0%	-10
	Show Cause	SC	25	▼	-30.6%	-11
	Family Abuse - Protective Order	FP	15	▲	+66.7%	+6
	Capias	CA	10	▼	-9.1%	-1
	Violation of Protective Order	PV	10	▲	-	+10
	Felony	CF	5	▼	-37.5%	-3
	Motion - Protective Order	MP	1	▲	-	+1
	Non-Family Abuse Protective Order	AP	1	↔	-	-
	Restricted License for Non-Support	SL	1	▲	-	+1
	Remand Support	RS	0	▼	-100.0%	-1
	Total			170	▲	6.9%
Juvenile	Custody Visitation	CV	123	▲	+9.8%	+11
	Misdemeanor	DM	15	▲	+25.0%	+3
	Status	ST	15	▲	+400.0%	+12
	Traffic	T	14	▲	+75.0%	+6
	Abuse and Neglect	AN	13	▼	-18.8%	-3
	Permanency Planning	PH	7	▲	+600.0%	+6
	Felony	DF	6	▲	+20.0%	+1
	Initial Foster Care	IF	6	▼	-25.0%	-2
	Show Cause	SC	4	▲	+300.0%	+3
	Terminate Parental Rights	TP	4	▲	-	+4
	Truancy	TR	3	▼	-50.0%	-3
	Child In Need of Services	CS	1	▼	-66.7%	-2
	Entrustment	ET	1	↔	-	-
	Foster Care Review	FC	1	▼	-75.0%	-3
	Other	OT	1	▲	-	+1
	Paternity	PT	1	▼	-50.0%	-1
	Civil Violation	CI	0	▼	-100.0%	-1
	Emergency Custody Order	EC	0	▼	-100.0%	-1
	Motion - Protective Order	MP	0	▼	-100.0%	-2
	Remand Custody	RC	0	▼	-100.0%	-2
	Remand Visitation	RV	0	▼	-100.0%	-2
	Temporary Detention Order	TD	0	▼	-100.0%	-1
	Voluntary Continuing Services and Support Agreem	VA	0	▼	-100.0%	-1
Total			215	▲	12.0%	+23
GRAND TOTAL			385	▲	9.7%	+34

Dispositions by Major Case Category**

Category	Summary	Change	% Change	Absolute Change
Adult Criminal	94	▲	+40.3%	+27
Child Dependency	32	▲	+3.2%	+1
Child in Need of Services/Supervision	4	▼	-55.6%	-5
Custody and Visitation	124	▼	+8.8%	+10
Delinquency	25	▲	+38.9%	+7
Juvenile Miscellaneous	15	▲	+400.0%	+12

* Compared to same time period as previous year

** Case Type Categories are defined in the 2017 Virginia Judicial Workload Assessment

The data reported reflect the case management system. The case types reported may not necessitate judicial involvement.

CPSS - JCMS CASELOAD STATISTICS OF THE JUVENILE & DOMESTIC RELATIONS DISTRICT COURTS
 January 2024 thru October 2024 Dispositions (Compared to January 2023 thru October 2023)

New to Workload Study	0	▼	-100.0%	-1
Other	29	▲	-19.4%	-7
Protective Orders	17	▲	+41.7%	+5
Support	31	▲	-40.4%	-21
Traffic	14	▲	+75.0%	+6
GRAND TOTAL	385	▲	9.7%	+34

* Compared to same time period as previous year

** Case Type Categories are defined in the 2017 Virginia Judicial Workload Assessment

The data reported reflect the case management system. The case types reported may not necessitate judicial involvement.

2024 Overall GRAND TOTAL		Distribution of Caseload		Change*		Percentage (%) of Caseload			
544 +22 4.2% 	2024 2023	Adult	287	53%	12.5% ▲	+32	Adult	48.9%	52.8%
		Juvenile	257	47%	-3.7% ▼	-10	Juvenile	51.1%	47.2%
GRAND TOTAL		544	100%	4.2% ▲	+22	GRAND TOTAL	100%	100%	

Dispositions by Division & Code

Division	Case Type Description	Code	Summary	Change	% Change	Absolute Change
Adult	Misdemeanor	CM	59	▲	+28.3%	+13
	Show Cause	SC	59	▲	+13.5%	+7
	Other	OT	47	▲	-9.6%	-5
	Civil Support	VS	29	▼	-29.3%	-12
	Felony	CF	26	▲	+160.0%	+16
	Family Abuse - Protective Order	FP	22	↔		-
	Capias	CA	20	▲	+17.6%	+3
	Violation of Protective Order	PV	14	▲	+133.3%	+8
	Motion - Protective Order	MP	6	▲	+50.0%	+2
	Non-Family Abuse Protective Order	AP	3	▲	-	+3
	Remand Support	RS	2	▼	-33.3%	-1
	Restricted License for Non-Support	SL	0	▼	-100.0%	-1
	Temporary Detention Order	TD	0	▼	-100.0%	-1
Total			287	▲	12.5%	+32
Juvenile	Custody Visitation	CV	156	▲	+8.3%	+12
	Misdemeanor	DM	23	▼	-45.2%	-19
	Status	ST	18	▲	+200.0%	+12
	Initial Foster Care	IF	8	▲	-	+8
	Felony	DF	7	▼	-36.4%	-4
	Traffic	T	7	▼	-58.8%	-10
	Child In Need of Services	CS	5	▲	+400.0%	+4
	Abuse and Neglect	AN	4	▼	-50.0%	-4
	Foster Care Review	FC	4	▲	-	+4
	Relief of Custody	CR	4	▲	-	+4
	Paternity	PT	3	▼	-57.1%	-4
	Remand Visitation	RV	3	▲	+200.0%	+2
	Truancy	TR	3	▼	-40.0%	-2
	Other	OT	2	▲	-	+2
	Permanency Planning	PH	2	▲	-	+2
	Remand Custody	RC	2	▲	+100.0%	+1
	Show Cause	SC	2	▼	-83.3%	-10
	Civil Violation	CI	1	▼	-66.7%	-2
	Motion - Protective Order	MP	1	▼	-80.0%	-4
	Non-Family Abuse Protective Order	AP	1	▲	-	+1
	Temporary Detention Order	TD	1	▼	-66.7%	-2
Child at Risk	RI	0	▼	-100.0%	-1	
Total			257	▼	-3.7%	-10
GRAND TOTAL			544	▲	4.2%	+22

Dispositions by Major Case Category**

Category	Summary	Change	% Change	Absolute Change
Adult Criminal	163	▲	+35.8%	+43
Child Dependency	22	▲	+144.4%	+13
Child in Need of Services/Supervision	8	▲	+33.3%	+2
Custody and Visitation	159	▼	+5.3%	+8
Delinquency	32	▼	-50.8%	-33
Juvenile Miscellaneous	18	▲	+200.0%	+12

* Compared to same time period as previous year
 ** Case Type Categories are defined in the 2017 Virginia Judicial Workload Assessment
 The data reported reflect the case management system. The case types reported may not necessitate judicial involvement.

CPSS - JCMS CASELOAD STATISTICS OF THE JUVENILE & DOMESTIC RELATIONS DISTRICT COURTS
 January 2024 thru October 2024 Dispositions (Compared to January 2023 thru October 2023)

Middlesex

District: 9 FIPS: 119

New to Workload Study	1	▼	-66.7%	-2
Other	57	▲	-6.6%	-4
Protective Orders	33	▲	+6.5%	+2
Support	44	▼	-17.0%	-9
Traffic	7	▼	-58.8%	-10
GRAND TOTAL	544	▲	4.2%	+22

* Compared to same time period as previous year

** Case Type Categories are defined in the 2017 Virginia Judicial Workload Assessment

The data reported reflect the case management system. The case types reported may not necessitate judicial involvement.

2024 Overall GRAND TOTAL		Distribution of Caseload		Change*		Percentage (%) of Caseload			
962	-142 -12.9%	Adult	446 46%	-14.7%	▼	-77	Adult	47.4%	46.4%
2024		Juvenile	516 54%	-11.2%	▼	-65	Juvenile	52.6%	53.6%
2023		GRAND TOTAL	962 100%	-12.9%	▼	-142	GRAND TOTAL	100%	100%

Dispositions by Division & Code

Division	Case Type Description	Code	Summary	Change	% Change	Absolute Change	
Adult	Civil Support	VS	99	▼	-1.0%	-1	
	Misdemeanor	CM	97	▼	-22.4%	-28	
	Show Cause	SC	82	▲	+100.0%	+41	
	Other	OT	62	▲	-1.6%	-1	
	Family Abuse - Protective Order	FP	52	▲	+13.0%	+6	
	Felony	CF	28	▼	-65.4%	-53	
	Capias	CA	11	▼	-75.6%	-34	
	Motion - Protective Order	MP	5	▼	-54.5%	-6	
	Remand Support	RS	4	▼	-20.0%	-1	
	Violation of Protective Order	PV	4	↔		-	
	Non-Family Abuse Protective Order	AP	2	▲	+100.0%	+1	
	Violation Family Abuse Protective Order	PS	0	▼	-100.0%	-1	
		Total		446	▼	-14.7%	-77
Juvenile	Custody Visitation	CV	316	▼	-3.1%	-10	
	Misdemeanor	DM	70	▼	-24.7%	-23	
	Traffic	T	38	▼	-36.7%	-22	
	Felony	DF	29	▲	+16.0%	+4	
	Paternity	PT	9	▲	+80.0%	+4	
	Show Cause	SC	6	↔		-	
	Status	ST	6	▼	-62.5%	-10	
	Permanency Planning	PH	5	▲	+25.0%	+1	
	Temporary Detention Order	TD	5	▲	+400.0%	+4	
	Initial Foster Care	IF	4	▲	+300.0%	+3	
	Non-Family Abuse Protective Order	AP	4	▼	-42.9%	-3	
	Abuse and Neglect	AN	3	▼	-40.0%	-2	
	Mental Commitment	MC	3	▲	+50.0%	+1	
	Foster Care Review	FC	2	▼	-33.3%	-1	
	Motion - Protective Order	MP	2	▲	-	+2	
	Relief of Custody	CR	2	▲	-	+2	
	Remand Custody	RC	2	▼	-71.4%	-5	
	Remand Visitation	RV	2	▼	-71.4%	-5	
	Terminate Parental Rights	TP	2	▲	+100.0%	+1	
	Child In Need of Services	CS	1	▼	-66.7%	-2	
	Emergency Custody Order	EC	1	▲	-	+1	
	Entrustment	ET	1	↔		-	
	Other	OT	1	▼	-66.7%	-2	
	Truancy	TR	1	↔		-	
	Voluntary Continuing Services and Support Agreem	VA	1	▼	-50.0%	-1	
	Capias	CA	0	▼	-100.0%	-1	
	Family Abuse - Protective Order	FP	0	▼	-100.0%	-1	
		Total		516	▼	-11.2%	-65
		GRAND TOTAL		962	▼	-12.9%	-142

Dispositions by Major Case Category**

Category	Summary	Change	% Change	Absolute Change
Adult Criminal	167	▼	-37.5%	-100
Child Dependency	20	▲	+17.6%	+3

* Compared to same time period as previous year

** Case Type Categories are defined in the 2017 Virginia Judicial Workload Assessment

The data reported reflect the case management system. The case types reported may not necessitate judicial involvement.

CPSS - JCMS CASELOAD STATISTICS OF THE JUVENILE & DOMESTIC RELATIONS DISTRICT COURTS
 January 2024 thru October 2024 Dispositions (Compared to January 2023 thru October 2023)

New Kent

District: 9 FIPS: 127

Child in Need of Services/Supervision	2	▼	-50.0%	-2
Custody and Visitation	325	▲	-1.8%	-6
Delinquency	105	▼	-16.0%	-20
Juvenile Miscellaneous	6	▼	-62.5%	-10
Other	80	▲	-9.1%	-8
Protective Orders	65	▲	-1.5%	-1
Support	154	▲	+18.5%	+24
Traffic	38	▼	-36.7%	-22
GRAND TOTAL	962	▼	-12.9%	-142

* Compared to same time period as previous year

** Case Type Categories are defined in the 2017 Virginia Judicial Workload Assessment

The data reported reflect the case management system. The case types reported may not necessitate judicial involvement.

2024 Overall GRAND TOTAL		Distribution of Caseload		Change*		Percentage (%) of Caseload			
3,632	-1 0.0%	Adult	2,070	57%	11.1% ▲	+206	Adult	51.3%	57.0%
2024		Juvenile	1,562	43%	-11.7% ▼	-207	Juvenile	48.7%	43.0%
2023		GRAND TOTAL	3,632	100%	0.0% ▼	-1	GRAND TOTAL	100%	100%

Dispositions by Division & Code

Division	Case Type Description	Code	Summary	Change	% Change	Absolute Change	
Adult	Misdemeanor	CM	473	▲	+24.5%	+93	
	Show Cause	SC	417	▼	+4.8%	+19	
	Other	OT	333	▲	-11.4%	-43	
	Civil Support	VS	245	▼	-6.1%	-16	
	Felony	CF	208	▲	+71.9%	+87	
	Capias	CA	183	▲	+69.4%	+75	
	Family Abuse - Protective Order	FP	93	▼	-7.9%	-8	
	Remand Support	RS	61	▼	-14.1%	-10	
	Motion - Protective Order	MP	33	▲	+135.7%	+19	
	Violation of Protective Order	PV	17	▼	-22.7%	-5	
	Non-Family Abuse Protective Order	AP	3	▼	-40.0%	-2	
	Bond Forfeiture	BF	2	▼	-33.3%	-1	
	Restricted License for Non-Support	SL	2	▼	-33.3%	-1	
	Return of Desposit (Bondsman)	RD	0	▼	-100.0%	-1	
	Total		2,070	▲	11.1%	+206	
Juvenile	Custody Visitation	CV	779	▼	-23.6%	-240	
	Misdemeanor	DM	184	▲	+36.3%	+49	
	Remand Custody	RC	97	▲	+5.4%	+5	
	Remand Visitation	RV	96	↔		-	
	Show Cause	SC	78	▲	+8.3%	+6	
	Traffic	T	48	▲	+45.5%	+15	
	Status	ST	44	▲	+33.3%	+11	
	Felony	DF	39	▲	+105.3%	+20	
	Truancy	TR	34	▼	-20.9%	-9	
	Permanency Planning	PH	21	▲	+90.9%	+10	
	Terminate Parental Rights	TP	21	▲	+320.0%	+16	
	Motion - Protective Order	MP	19	↔		-	
	Paternity	PT	18	▼	-35.7%	-10	
	Special Immigrant Juvenile Status	SI	16	▼	-5.9%	-1	
	Abuse and Neglect	AN	13	▼	-71.7%	-33	
	Temporary Detention Order	TD	13	▲	+85.7%	+6	
	Other	OT	12	▲	+33.3%	+3	
	Foster Care Review	FC	8	▼	-66.7%	-16	
	Non-Family Abuse Protective Order	AP	7	▼	-53.3%	-8	
	Civil Violation	CI	4	▼	-63.6%	-7	
	Emergency Custody Order	EC	4	↔		-	
	Capias	CA	2	▼	-33.3%	-1	
	Family Abuse - Protective Order	FP	1	↔		-	
	Initial Foster Care	IF	1	▼	-94.4%	-17	
	Juvenile Support	JS	1	▲	-	+1	
	Violation of Protective Order	PV	1	▲	-	+1	
	Voluntary Continuing Services and Support Agree	VA	1	▼	-50.0%	-1	
	Child In Need of Services	CS	0	▼	-100.0%	-3	
	Entrustment	ET	0	▼	-100.0%	-4	
		Total		1,562	▼	-11.7%	-207
		GRAND TOTAL		3,632	▼	0.0%	-1

* Compared to same time period as previous year
 ** Case Type Categories are defined in the 2017 Virginia Judicial Workload Assessment
 The data reported reflect the case management system. The case types reported may not necessitate judicial involvement.
 11/15/2024 11:03:03AM Source: SCV-SQL-Information

Dispositions by Major Case Category**

Category	Summary	Change	% Change	Absolute Change
Adult Criminal	1,222	▲	+29.4%	+278
Child Dependency	65	▲	-40.9%	-45
Child in Need of Services/Supervision	34	▼	-26.1%	-12
Custody and Visitation	797	▼	-23.9%	-250
Delinquency	304	▲	+32.8%	+75
Juvenile Miscellaneous	44	▲	+33.3%	+11
New to Workload Study	20	▼	-28.6%	-8
Other	616	▲	-6.1%	-40
Protective Orders	156	▲	+0.6%	+1
Support	326	▲	-7.4%	-26
Traffic	48	▲	+45.5%	+15
GRAND TOTAL	3,632	▼	0.0%	-1

* Compared to same time period as previous year

** Case Type Categories are defined in the 2017 Virginia Judicial Workload Assessment

The data reported reflect the case management system. The case types reported may not necessitate judicial involvement.

2024 Overall GRAND TOTAL		Distribution of Caseload		Change*		Percentage (%) of Caseload			
3,521	+710 25.3%	Adult	1,939	55%	28.6% ▲	+431	Adult	53.6%	55.1%
2024		Juvenile	1,582	45%	21.4% ▲	+279	Juvenile	46.4%	44.9%
2023		GRAND TOTAL	3,521	100%	25.3% ▲	+710	GRAND TOTAL	100%	100%

Dispositions by Division & Code

Division	Case Type Description	Code	Summary	Change	% Change	Absolute Change
Adult	Misdemeanor	CM	488	▲	+41.0%	+142
	Show Cause	SC	322	▲	+45.7%	+101
	Civil Support	VS	291	▲	+24.9%	+58
	Other	OT	260	▲	+1.2%	+3
	Felony	CF	231	▲	+17.9%	+35
	Family Abuse - Protective Order	FP	140	▲	+15.7%	+19
	Capias	CA	101	▲	+53.0%	+35
	Remand Support	RS	62	▲	+31.9%	+15
	Motion - Protective Order	MP	25	▲	+127.3%	+14
	Non-Family Abuse Protective Order	AP	16	▲	+100.0%	+8
	Restricted License for Non-Support	SL	3	▲	+50.0%	+1
	Total		1,939	▲	28.6%	+431
Juvenile	Custody Visitation	CV	876	▲	+7.0%	+57
	Misdemeanor	DM	216	▲	+52.1%	+74
	Remand Custody	RC	84	▲	+47.4%	+27
	Remand Visitation	RV	83	▲	+48.2%	+27
	Traffic	T	67	▼	-10.7%	-8
	Felony	DF	66	▲	+153.8%	+40
	Abuse and Neglect	AN	26	▲	+188.9%	+17
	Foster Care Review	FC	19	▲	+137.5%	+11
	Non-Family Abuse Protective Order	AP	19	▲	+375.0%	+15
	Truancy	TR	19	▼	-9.5%	-2
	Other	OT	17	▲	+750.0%	+15
	Permanency Planning	PH	13	▼	-18.8%	-3
	Terminate Parental Rights	TP	12	▲	+100.0%	+6
	Paternity	PT	11	▲	+10.0%	+1
	Show Cause	SC	10	↔		-
	Status	ST	9	▲	-10.0%	-1
	Temporary Detention Order	TD	9	▲	+200.0%	+6
	Capias	CA	4	▲	-	+4
	Civil Violation	CI	3	▼	-57.1%	-4
	Emergency Custody Order	EC	3	▲	-	+3
	Initial Foster Care	IF	3	▼	-40.0%	-2
	Child at Risk	RI	2	↔		-
	Child In Need of Services	CS	2	▼	-33.3%	-1
	Entrustment	ET	2	▲	-	+2
	Family Abuse - Protective Order	FP	2	▼	-66.7%	-4
	Voluntary Continuing Services and Support Agreem	VA	2	▲	-	+2
	Juvenile Support	JS	1	▲	-	+1
	Motion - Protective Order	MP	1	▲	-	+1
	Qualified Residential Treatment	QR	1	▼	-50.0%	-1
	Emancipation	EP	0	▼	-100.0%	-2
	Mental Commitment	MC	0	▼	-100.0%	-1
	Special Immigrant Juvenile Status	SI	0	▼	-100.0%	-1
		Total		1,582	▲	21.4%
GRAND TOTAL			3,521	▲	25.3%	+710

* Compared to same time period as previous year

** Case Type Categories are defined in the 2017 Virginia Judicial Workload Assessment

The data reported reflect the case management system. The case types reported may not necessitate judicial involvement.

Dispositions by Major Case Category**

Category	Summary	Change	% Change	Absolute Change
Adult Criminal	1,042	▲	+32.7%	+257
Child Dependency	80	▲	+66.7%	+32
Child in Need of Services/Supervision	21	▼	-12.5%	-3
Custody and Visitation	887	▲	+7.0%	+58
Delinquency	296	▲	+66.3%	+118
Juvenile Miscellaneous	9	▼	-25.0%	-3
New to Workload Study	3	▼	-62.5%	-5
Other	518	▲	+22.5%	+95
Protective Orders	203	▲	+35.3%	+53
Support	395	▲	+41.6%	+116
Traffic	67	▼	-10.7%	-8
GRAND TOTAL	3,521	▲	25.3%	+710

* Compared to same time period as previous year

** Case Type Categories are defined in the 2017 Virginia Judicial Workload Assessment

The data reported reflect the case management system. The case types reported may not necessitate judicial involvement.

2024 Overall GRAND TOTAL		Distribution of Caseload		Change*		Percentage (%) of Caseload		
1,172	+102 9.5%	Adult	573 49%	9.1% ▲	+48	Adult	49.1%	48.9%
2024		Juvenile	599 51%	9.9% ▲	+54	Juvenile	50.9%	51.1%
2023		GRAND TOTAL	1,172 100%	9.5% ▲	+102	GRAND TOTAL	100%	100%

Dispositions by Division & Code

Division	Case Type Description	Code	Summary	Change	% Change	Absolute Change	
Adult	Misdemeanor	CM	115	▲	+16.2%	+16	
	Civil Support	VS	98	▼	-2.0%	-2	
	Felony	CF	91	▲	+82.0%	+41	
	Other	OT	90	▼	-10.9%	-11	
	Show Cause	SC	76	▼	-8.4%	-7	
	Family Abuse - Protective Order	FP	48	▼	-5.9%	-3	
	Capias	CA	30	▲	+66.7%	+12	
	Motion - Protective Order	MP	14	▲	+27.3%	+3	
	Non-Family Abuse Protective Order	AP	5	▼	-16.7%	-1	
	Violation of Protective Order	PV	4	▲	+300.0%	+3	
	Remand Support	RS	2	↔		-	
	Restricted License for Non-Support	SL	0	▼	-100.0%	-2	
	Violation Family Abuse Protective Order	PS	0	▼	-100.0%	-1	
	Total		573	▲	9.1%	+48	
Juvenile	Custody Visitation	CV	295	▲	+1.4%	+4	
	Misdemeanor	DM	78	▲	+66.0%	+31	
	Truancy	TR	55	▲	+27.9%	+12	
	Status	ST	34	▲	+3,300.0%	+33	
	Traffic	T	32	▲	+10.3%	+3	
	Permanency Planning	PH	13	▲	+8.3%	+1	
	Foster Care Review	FC	12	▼	-20.0%	-3	
	Felony	DF	9	▼	-62.5%	-15	
	Remand Custody	RC	9	↔		-	
	Remand Visitation	RV	9	▲	+12.5%	+1	
	Initial Foster Care	IF	8	▼	-11.1%	-1	
	Non-Family Abuse Protective Order	AP	8	▼	-11.1%	-1	
	Child In Need of Services	CS	7	▼	-36.4%	-4	
	Abuse and Neglect	AN	5	▼	-58.3%	-7	
	Paternity	PT	5	▲	+66.7%	+2	
	Relief of Custody	CR	5	▲	+400.0%	+4	
	Terminate Parental Rights	TP	5	↔		-	
	Other	OT	3	▲	-	+3	
	Family Abuse - Protective Order	FP	2	▲	-	+2	
	Temporary Detention Order	TD	2	▼	-60.0%	-3	
	Capias	CA	1	▲	-	+1	
	Emergency Custody Order	EC	1	▲	-	+1	
	Voluntary Continuing Services and Support Agree	VA	1	▼	-75.0%	-3	
	Motion - Protective Order	MP	0	▼	-100.0%	-5	
	Show Cause	SC	0	▼	-100.0%	-1	
	Special Immigrant Juvenile Status	SI	0	▼	-100.0%	-1	
		Total		599	▲	9.9%	+54
	GRAND TOTAL			1,172	▲	9.5%	+102

Dispositions by Major Case Category**

Category	Summary	Change	% Change	Absolute Change
Adult Criminal	281	▲	+33.8%	+71
Child Dependency	49	▲	-15.5%	-9

* Compared to same time period as previous year
 ** Case Type Categories are defined in the 2017 Virginia Judicial Workload Assessment
 The data reported reflect the case management system. The case types reported may not necessitate judicial involvement.

Child in Need of Services/Supervision	62	▼	+14.8%	+8
Custody and Visitation	300	▲	+2.0%	+6
Delinquency	88	▲	+22.2%	+16
Juvenile Miscellaneous	34	▲	+3,300.0%	+33
New to Workload Study	0	▼	-100.0%	-1
Other	116	▲	-7.2%	-9
Protective Orders	77	▲	-6.1%	-5
Support	133	▼	-7.6%	-11
Traffic	32	▲	+10.3%	+3
GRAND TOTAL	1,172	▲	9.5%	+102

* Compared to same time period as previous year

** Case Type Categories are defined in the 2017 Virginia Judicial Workload Assessment

The data reported reflect the case management system. The case types reported may not necessitate judicial involvement.

2024 Overall GRAND TOTAL		Distribution of Caseload		Change*		Percentage (%) of Caseload		
822	+68 9.0%	Adult	469 57%	18.7% ▲	+74	Adult	52.4%	57.1%
2024		Juvenile	353 43%	-1.7% ▼	-6	Juvenile	47.6%	42.9%
2023		GRAND TOTAL	822 100%	9.0% ▲	+68	GRAND TOTAL	100%	100%

Dispositions by Division & Code

Division	Case Type Description	Code	Summary	Change	% Change	Absolute Change
Adult	Other	OT	102	▲	+45.7%	+32
	Misdemeanor	CM	93	▲	+1.1%	+1
	Show Cause	SC	88	▲	+1.1%	+1
	Civil Support	VS	75	▲	+11.9%	+8
	Family Abuse - Protective Order	FP	48	▲	+50.0%	+16
	Felony	CF	35	▲	+218.2%	+24
	Capias	CA	17	▼	-22.7%	-5
	Motion - Protective Order	MP	3	↔		-
	Non-Family Abuse Protective Order	AP	3	▲	+50.0%	+1
	Protective Order	PC	2	▼	-77.8%	-7
	Restricted License for Non-Support	SL	2	▲	-	+2
	Remand Support	RS	1	▲	-	+1
	Total		469	▲	18.7%	+74
Juvenile	Custody Visitation	CV	226	▼	-0.4%	-1
	Traffic	T	40	▲	+207.7%	+27
	Misdemeanor	DM	20	▼	-53.5%	-23
	Truancy	TR	16	▼	-11.1%	-2
	Foster Care Review	FC	11	▲	+37.5%	+3
	Abuse and Neglect	AN	8	↔		-
	Show Cause	SC	7	▲	+600.0%	+6
	Initial Foster Care	IF	6	▲	+200.0%	+4
	Felony	DF	5	▼	-72.2%	-13
	Paternity	PT	5	▲	+25.0%	+1
	Temporary Detention Order	TD	3	▼	-40.0%	-2
	Civil Violation	CI	2	▲	-	+2
	Child In Need of Services	CS	1	↔		-
	Other	OT	1	▲	-	+1
	Permanency Planning	PH	1	▼	-66.7%	-2
	Remand Custody	RC	1	▼	-75.0%	-3
	Motion - Protective Order	MP	0	▼	-100.0%	-1
	Non-Family Abuse Protective Order	AP	0	▼	-100.0%	-1
	Terminate Parental Rights	TP	0	▼	-100.0%	-2
		Total		353	▼	-1.7%
GRAND TOTAL			822	▲	9.0%	+68

Dispositions by Major Case Category**

Category	Summary	Change	% Change	Absolute Change
Adult Criminal	197	▲	+7.7%	+14
Child Dependency	26	▲	+13.0%	+3
Child in Need of Services/Supervision	22	▲	+15.8%	+3
Custody and Visitation	231	▲		0
Delinquency	27	▼	-56.5%	-35
New to Workload Study	2	▲	-	+2
Other	108	▲	+36.7%	+29
Protective Orders	54	▼	+38.5%	+15
Support	115	▲	+9.5%	+10

* Compared to same time period as previous year
 ** Case Type Categories are defined in the 2017 Virginia Judicial Workload Assessment
 The data reported reflect the case management system. The case types reported may not necessitate judicial involvement.

Traffic	40	▲	+207.7%	+27
GRAND TOTAL	822	▲	9.0%	+68

* Compared to same time period as previous year
 ** Case Type Categories are defined in the 2017 Virginia Judicial Workload Assessment
 The data reported reflect the case management system. The case types reported may not necessitate judicial involvement.

2024 Overall GRAND TOTAL		Distribution of Caseload		Change*		Percentage (%) of Caseload			
527 -41 -7.2% 		Adult	267	51%	-22.8% ▼	-79	Adult	60.9%	50.7%
		Juvenile	260	49%	17.1% ▲	+38	Juvenile	39.1%	49.3%
		GRAND TOTAL	527	100%	-7.2% ▼	-41	GRAND TOTAL	100%	100%

Dispositions by Division & Code

Division	Case Type Description	Code	Summary	Change	% Change	Absolute Change
Adult	Other	OT	58	▼	-9.4%	-6
	Civil Support	VS	57	▼	-10.9%	-7
	Misdemeanor	CM	42	▼	-56.7%	-55
	Family Abuse - Protective Order	FP	40	↔		-
	Show Cause	SC	36	▲	+12.5%	+4
	Felony	CF	14	▼	-41.7%	-10
	Capias	CA	8	▼	-33.3%	-4
	Motion - Protective Order	MP	7	▲	+16.7%	+1
	Non-Family Abuse Protective Order	AP	2	▼	-71.4%	-5
	Violation Family Abuse Protective Order	PS	2	▲		+2
	Violation of Protective Order	PV	1	▲		+1
	Total		267	▼	-22.8%	-79
Juvenile	Custody Visitation	CV	162	▲	+11.0%	+16
	Misdemeanor	DM	27	▲	+28.6%	+6
	Traffic	T	10	▼	-9.1%	-1
	Abuse and Neglect	AN	8	▲	+700.0%	+7
	Motion - Protective Order	MP	6	▲		+6
	Non-Family Abuse Protective Order	AP	6	▲	+50.0%	+2
	Truancy	TR	6	▲	+500.0%	+5
	Felony	DF	4	▼	-42.9%	-3
	Initial Foster Care	IF	4	▲	+300.0%	+3
	Relief of Custody	CR	4	▲		+4
	Child In Need of Services	CS	3	▲		+3
	Other	OT	3	▲	+200.0%	+2
	Paternity	PT	3	▼	-57.1%	-4
	Permanency Planning	PH	3	▼	-50.0%	-3
	Temporary Detention Order	TD	3	▲	+200.0%	+2
	Foster Care Review	FC	2	▼	-77.8%	-7
	Status	ST	2	▲		+2
	Terminate Parental Rights	TP	2	↔		-
	Emergency Custody Order	EC	1	▲		+1
	Voluntary Continuing Services and Support Agree	VA	1	↔		-
	Civil Violation	CI	0	▼	-100.0%	-1
Emancipation	EP	0	▼	-100.0%	-1	
Qualified Residential Treatment	QR	0	▼	-100.0%	-1	
	Total		260	▲	17.1%	+38
	GRAND TOTAL		527	▼	-7.2%	-41

Dispositions by Major Case Category**

Category	Summary	Change	% Change	Absolute Change
Adult Criminal	97	▲	-38.6%	-61
Child Dependency	24	▲	+14.3%	+3
Child in Need of Services/Supervision	9	▲	+800.0%	+8
Custody and Visitation	165	▼	+7.8%	+12
Delinquency	31	▼	+10.7%	+3
Juvenile Miscellaneous	2	▲	+100.0%	+1

* Compared to same time period as previous year
 ** Case Type Categories are defined in the 2017 Virginia Judicial Workload Assessment
 The data reported reflect the case management system. The case types reported may not necessitate judicial involvement.

CPSS - JCMS CASELOAD STATISTICS OF THE JUVENILE & DOMESTIC RELATIONS DISTRICT COURTS
 January 2024 thru October 2024 Dispositions (Compared to January 2023 thru October 2023)

Charlotte

District: 10 FIPS: 037

New to Workload Study	0	▼	-100.0%	-1
Other	65	▲	-1.5%	-1
Protective Orders	61	▲	+7.0%	+4
Support	63	▼	-11.3%	-8
Traffic	10	▼	-9.1%	-1
GRAND TOTAL	527	▼	-7.2%	-41

* Compared to same time period as previous year
 ** Case Type Categories are defined in the 2017 Virginia Judicial Workload Assessment
 The data reported reflect the case management system. The case types reported may not necessitate judicial involvement.
 11/15/2024 11:03:03AM Source: SCV-SQL-Information

2024 Overall GRAND TOTAL		Distribution of Caseload			Change*		Percentage (%) of Caseload		
414 -79 -16.0% 		Adult	237	57%	-12.9% ▼	-35	Adult	55.2%	57.2%
		Juvenile	177	43%	-19.9% ▼	-44	Juvenile	44.8%	42.8%
		GRAND TOTAL	414	100%	-16.0% ▼	-79	GRAND TOTAL	100%	100%

Dispositions by Division & Code

Division	Case Type Description	Code	Summary	Change	% Change	Absolute Change
Adult	Civil Support	VS	49	▲	+4.3%	+2
	Show Cause	SC	42	▼	-27.6%	-16
	Other	OT	40	▼	-21.6%	-11
	Misdemeanor	CM	37	▼	-40.3%	-25
	Family Abuse - Protective Order	FP	27	▲	+80.0%	+12
	Capias	CA	17	▲	-10.5%	-2
	Felony	CF	12	▲	+9.1%	+1
	Motion - Protective Order	MP	6	▲	+100.0%	+3
	Non-Family Abuse Protective Order	AP	5	▲	+400.0%	+4
	Violation of Protective Order	PV	2	▼	-50.0%	-2
	Restricted License for Non-Support	SL	0	▼	-100.0%	-1
	Total		237	▼	-12.9%	-35
Juvenile	Custody Visitation	CV	109	▼	-18.0%	-24
	Misdemeanor	DM	21	▲	+200.0%	+14
	Motion - Protective Order	MP	11	▲	+37.5%	+3
	Traffic	T	10	▼	-54.5%	-12
	Abuse and Neglect	AN	6	▼	-80.0%	-24
	Non-Family Abuse Protective Order	AP	4	▲	-	+4
	Truancy	TR	4	▲	-	+4
	Family Abuse - Protective Order	FP	2	▲	-	+2
	Remand Visitation	RV	2	▲	-	+2
	Status	ST	2	▲	-	-
	Child In Need of Services	CS	1	↔	-	-
	Emergency Custody Order	EC	1	▲	-	+1
	Felony	DF	1	▲	-	+1
	Paternity	PT	1	↔	-	-
	Relief of Custody	CR	1	↔	-	-
	Temporary Detention Order	TD	1	↔	-	-
	Civil Violation	CI	0	▼	-100.0%	-1
	Foster Care Review	FC	0	▼	-100.0%	-6
	Permanency Planning	PH	0	▼	-100.0%	-4
	Show Cause	SC	0	▼	-100.0%	-3
	Voluntary Continuing Services and Support Agreem	VA	0	▼	-100.0%	-1
	Total		177	▼	-19.9%	-44
GRAND TOTAL			414	▼	-16.0%	-79


Dispositions by Major Case Category**

Category	Summary	Change	% Change	Absolute Change
Adult Criminal	88	▼	-35.8%	-49
Child Dependency	7	▼	-83.3%	-35
Child in Need of Services/Supervision	5	▲	+400.0%	+4
Custody and Visitation	110	▼	-17.9%	-24
Delinquency	22	▲	+120.0%	+12
Juvenile Miscellaneous	2	▲	-	0
New to Workload Study	0	▼	-100.0%	-1
Other	44	▲	-15.4%	-8

* Compared to same time period as previous year
 ** Case Type Categories are defined in the 2017 Virginia Judicial Workload Assessment
 The data reported reflect the case management system. The case types reported may not necessitate judicial involvement.

Protective Orders	55	▲	+103.7%	+28
Support	71	▲	+9.2%	+6
Traffic	10	▼	-54.5%	-12
GRAND TOTAL	414	▼	-16.0%	-79

* Compared to same time period as previous year
 ** Case Type Categories are defined in the 2017 Virginia Judicial Workload Assessment
 The data reported reflect the case management system. The case types reported may not necessitate judicial involvement.

2024 Overall GRAND TOTAL		Distribution of Caseload			Change*		Percentage (%) of Caseload		
1,702	-155 -8.3%	Adult	972	57%	-14.7% ▼	-167	Adult	61.3%	57.1%
2024 		Juvenile	730	43%	1.7% ▲	+12	Juvenile	38.7%	42.9%
2023		GRAND TOTAL	1,702	100%	-8.3% ▼	-155	GRAND TOTAL	100%	100%

Dispositions by Division & Code

Division	Case Type Description	Code	Summary	Change	% Change	Absolute Change	
Adult	Misdemeanor	CM	238	▼	-8.5%	-22	
	Civil Support	VS	202	▼	-18.5%	-46	
	Show Cause	SC	166	▼	-33.9%	-85	
	Other	OT	141	▼	-19.0%	-33	
	Family Abuse - Protective Order	FP	90	▲	+12.5%	+10	
	Felony	CF	60	↔		-	
	Capias	CA	46	▼	-2.1%	-1	
	Non-Family Abuse Protective Order	AP	9	▲	+80.0%	+4	
	Remand Support	RS	9	▲	+200.0%	+6	
	Violation of Protective Order	PV	4	▲	+100.0%	+2	
	Violation Family Abuse Protective Order	PS	3	▲	-	+3	
	Motion - Protective Order	MP	2	▼	-33.3%	-1	
	Restricted License for Non-Support	SL	2	↔		-	
	Criminal Support	CS	0	▼	-100.0%	-4	
	Total		972	▼	-14.7%	-167	
Juvenile	Custody Visitation	CV	434	▲	+4.3%	+18	
	Misdemeanor	DM	87	▲	+2.4%	+2	
	Traffic	T	39	▼	-9.3%	-4	
	Felony	DF	31	▼	-6.1%	-2	
	Paternity	PT	28	▼	-17.6%	-6	
	Motion - Protective Order	MP	17	▲	+41.7%	+5	
	Voluntary Continuing Services and Support Agree	VA	11	▲	+22.2%	+2	
	Remand Custody	RC	10	▲	+25.0%	+2	
	Remand Visitation	RV	10	▲	+150.0%	+6	
	Truancy	TR	8	▲	+100.0%	+4	
	Child In Need of Services	CS	6	▲	+500.0%	+5	
	Civil Violation	CI	6	▲	+100.0%	+3	
	Temporary Detention Order	TD	6	▼	-14.3%	-1	
	Terminate Parental Rights	TP	6	▲	+100.0%	+3	
	Non-Family Abuse Protective Order	AP	5	▼	-16.7%	-1	
	Permanency Planning	PH	5	▼	-54.5%	-6	
	Emergency Custody Order	EC	4	▲	+100.0%	+2	
	Other	OT	4	↔		-	
	Capias	CA	3	▲	+200.0%	+2	
	Foster Care Review	FC	3	▼	-70.0%	-7	
	Relief of Custody	CR	3	↔		-	
	Abuse and Neglect	AN	1	▼	-87.5%	-7	
	Family Abuse - Protective Order	FP	1	▲	-	+1	
	Initial Foster Care	IF	1	▲	-	+1	
	Qualified Residential Treatment	QR	1	↔		-	
	Child at Risk	RI	0	▼	-100.0%	-1	
	Show Cause	SC	0	▼	-100.0%	-2	
	Status	ST	0	▼	-100.0%	-7	
		Total		730	▲	1.7%	+12
	GRAND TOTAL			1,702	▼	-8.3%	-155

* Compared to same time period as previous year

** Case Type Categories are defined in the 2017 Virginia Judicial Workload Assessment

The data reported reflect the case management system. The case types reported may not necessitate judicial involvement.


Dispositions by Major Case Category**

Category	Summary	Change	% Change	Absolute Change
Adult Criminal	457	▲	-12.8%	-67
Child Dependency	31	▲	-32.6%	-15
Child in Need of Services/Supervision	14	▲	+180.0%	+9
Custody and Visitation	462	▼	+2.7%	+12
Delinquency	121	▲		0
Juvenile Miscellaneous	0	▼	-100.0%	-7
New to Workload Study	6	▲	+100.0%	+3
Other	184	▲	-8.9%	-18
Protective Orders	124	▲	+17.0%	+18
Support	264	▼	-24.6%	-86
Traffic	39	▼	-9.3%	-4
GRAND TOTAL	1,702	▼	-8.3%	-155

* Compared to same time period as previous year

** Case Type Categories are defined in the 2017 Virginia Judicial Workload Assessment

The data reported reflect the case management system. The case types reported may not necessitate judicial involvement.

2024 Overall GRAND TOTAL		Distribution of Caseload			Change*		Percentage (%) of Caseload		
643 -13 -2.0% 	Adult	325	51%	-9.7% ▼	-35	Adult	2023	2024	
	Juvenile	318	49%	7.4% ▲	+22	Juvenile	54.9%	50.5%	
GRAND TOTAL		643	100%	-2.0% ▼	-13	GRAND TOTAL	100%	100%	

Dispositions by Division & Code

Division	Case Type Description	Code	Summary	Change	% Change	Absolute Change
Adult	Civil Support	VS	81	▼	-13.8%	-13
	Misdemeanor	CM	79	▲	+17.9%	+12
	Other	OT	50	▼	-9.1%	-5
	Show Cause	SC	44	▼	-47.0%	-39
	Family Abuse - Protective Order	FP	35	▲	+25.0%	+7
	Felony	CF	15	▲	+25.0%	+3
	Capias	CA	10	▼	-37.5%	-6
	Violation of Protective Order	PV	5	▲	-	+5
	Motion - Protective Order	MP	4	▲	+33.3%	+1
	Non-Family Abuse Protective Order	AP	2	↔	-	-
Total			325	▼	-9.7%	-35
Juvenile	Custody Visitation	CV	170	▼	-2.9%	-5
	Misdemeanor	DM	57	▲	+90.0%	+27
	Felony	DF	13	▼	-40.9%	-9
	Status	ST	11	▲	+120.0%	+6
	Traffic	T	9	▲	+12.5%	+1
	Abuse and Neglect	AN	7	▼	-12.5%	-1
	Permanency Planning	PH	7	▲	-	+7
	Truancy	TR	7	▼	-41.7%	-5
	Entrustment	ET	5	▲	+400.0%	+4
	Paternity	PT	5	▼	-16.7%	-1
	Child In Need of Services	CS	4	▼	-20.0%	-1
	Non-Family Abuse Protective Order	AP	4	▲	+33.3%	+1
	Civil Violation	CI	3	▲	-	+3
	Foster Care Review	FC	3	▼	-62.5%	-5
	Temporary Detention Order	TD	3	↔	-	-
	Terminate Parental Rights	TP	3	▲	-	+3
	Show Cause	SC	2	▲	-	+2
	Capias	CA	1	▲	-	+1
	Family Abuse - Protective Order	FP	1	▲	-	+1
	Initial Foster Care	IF	1	▼	-75.0%	-3
	Motion - Protective Order	MP	1	▲	-	+1
	Voluntary Continuing Services and Support Agreem	VA	1	↔	-	-
	Other	OT	0	▼	-100.0%	-3
Relief of Custody	CR	0	▼	-100.0%	-2	
Total			318	▲	7.4%	+22
GRAND TOTAL			643	▼	-2.0%	-13

Dispositions by Major Case Category**

Category	Summary	Change	% Change	Absolute Change
Adult Criminal	143	▲	-10.1%	-16
Child Dependency	27	▲	+12.5%	+3
Child in Need of Services/Supervision	11	▼	-35.3%	-6
Custody and Visitation	175	▼	-3.3%	-6
Delinquency	73	▲	+40.4%	+21
Juvenile Miscellaneous	11	▲	+120.0%	+6

* Compared to same time period as previous year
 ** Case Type Categories are defined in the 2017 Virginia Judicial Workload Assessment
 The data reported reflect the case management system. The case types reported may not necessitate judicial involvement.

CPSS - JCMS CASELOAD STATISTICS OF THE JUVENILE & DOMESTIC RELATIONS DISTRICT COURTS
 January 2024 thru October 2024 Dispositions (Compared to January 2023 thru October 2023)

Lunenburg

District: 10 FIPS: 111

New to Workload Study	3	▲	-	+3
Other	53	▼	-13.1%	-8
Protective Orders	47	▲	+30.6%	+11
Support	91	▼	-19.5%	-22
Traffic	9	▲	+12.5%	+1
GRAND TOTAL	643	▼	-2.0%	-13

* Compared to same time period as previous year

** Case Type Categories are defined in the 2017 Virginia Judicial Workload Assessment

The data reported reflect the case management system. The case types reported may not necessitate judicial involvement.

2024 Overall GRAND TOTAL		Distribution of Caseload			Change*		Percentage (%) of Caseload			
1,633	-203 -11.1%	Adult	809	50%	-8.2%	▼	-72	Adult	48.0%	49.5%
2024		Juvenile	824	50%	-13.7%	▼	-131	Juvenile	52.0%	50.5%
2023		GRAND TOTAL	1,633	100%	-11.1%	▼	-203	GRAND TOTAL	100%	100%

Dispositions by Division & Code

Division	Case Type Description	Code	Summary	Change	% Change	Absolute Change	
Adult	Civil Support	VS	184	▼	-14.4%	-31	
	Show Cause	SC	159	▲	+1.9%	+3	
	Misdemeanor	CM	143	▼	-12.3%	-20	
	Other	OT	114	▲	-17.4%	-24	
	Family Abuse - Protective Order	FP	78	▲	+4.0%	+3	
	Felony	CF	65	▲	+14.0%	+8	
	Capias	CA	27	▼	-27.0%	-10	
	Motion - Protective Order	MP	15	▲	+15.4%	+2	
	Remand Support	RS	9	↔		-	
	Non-Family Abuse Protective Order	AP	6	▲	+50.0%	+2	
	Violation of Protective Order	PV	4	▼	-55.6%	-5	
	Protective Order	PC	3	▲	-	+3	
	Restricted License for Non-Support	SL	1	▼	-50.0%	-1	
	Violation Family Abuse Protective Order	PS	1	▲	-	+1	
	Bond Forfeiture	BF	0	▼	-100.0%	-2	
Criminal Support	CS	0	▼	-100.0%	-1		
	Total		809	▼	-8.2%	-72	
Juvenile	Custody Visitation	CV	403	▼	-13.1%	-61	
	Misdemeanor	DM	116	▲	+3.6%	+4	
	Motion - Protective Order	MP	63	▼	-12.5%	-9	
	Traffic	T	61	▲	+17.3%	+9	
	Paternity	PT	48	▲	+23.1%	+9	
	Abuse and Neglect	AN	18	▼	-14.3%	-3	
	Felony	DF	16	▼	-68.0%	-34	
	Remand Custody	RC	15	▼	-16.7%	-3	
	Remand Visitation	RV	15	▲	+15.4%	+2	
	Permanency Planning	PH	11	▼	-8.3%	-1	
	Child In Need of Services	CS	10	▼	-23.1%	-3	
	Truancy	TR	10	▲	+233.3%	+7	
	Foster Care Review	FC	8	▼	-11.1%	-1	
	Terminate Parental Rights	TP	8	▼	-20.0%	-2	
	Initial Foster Care	IF	6	▼	-60.0%	-9	
	Status	ST	5	▼	-81.5%	-22	
	Emergency Custody Order	EC	3	▲	-	+3	
	Civil Violation	CI	2	▲	-	+2	
	Temporary Detention Order	TD	2	▼	-60.0%	-3	
	Entrustment	ET	1	▼	-75.0%	-3	
	Non-Family Abuse Protective Order	AP	1	▼	-80.0%	-4	
	Relief of Custody	CR	1	▼	-85.7%	-6	
	Voluntary Continuing Services and Support Agree	VA	1	↔		-	
	Child at Risk	RI	0	▼	-100.0%	-1	
	Other	OT	0	▼	-100.0%	-1	
	Qualified Residential Treatment	QR	0	▼	-100.0%	-1	
		Total		824	▼	-13.7%	-131
	GRAND TOTAL			1,633	▼	-11.1%	-203

* Compared to same time period as previous year

** Case Type Categories are defined in the 2017 Virginia Judicial Workload Assessment

The data reported reflect the case management system. The case types reported may not necessitate judicial involvement.

Dispositions by Major Case Category**

Category	Summary	Change	% Change	Absolute Change
Adult Criminal	342	▲	-4.5%	-16
Child Dependency	54	▼	-33.3%	-27
Child in Need of Services/Supervision	20	▲	+25.0%	+4
Custody and Visitation	451	▲	-10.3%	-52
Delinquency	132	▼	-18.5%	-30
Juvenile Miscellaneous	5	▼	-81.5%	-22
New to Workload Study	2	▲	-	+2
Other	158	▲	-14.1%	-26
Protective Orders	163	▼	-3.6%	-6
Support	245	▼	-13.7%	-39
Traffic	61	▲	+17.3%	+9
GRAND TOTAL	1,633	▼	-11.1%	-203

* Compared to same time period as previous year

** Case Type Categories are defined in the 2017 Virginia Judicial Workload Assessment

The data reported reflect the case management system. The case types reported may not necessitate judicial involvement.

2024 Overall GRAND TOTAL		Distribution of Caseload		Change*		Percentage (%) of Caseload			
935	-89 -8.7%	Adult	498	53%	-17.7% ▼	-107	Adult	59.1%	53.3%
2024		Juvenile	437	47%	4.3% ▲	+18	Juvenile	40.9%	46.7%
2023		GRAND TOTAL	935	100%	-8.7% ▼	-89	GRAND TOTAL	100%	100%

Dispositions by Division & Code

Division	Case Type Description	Code	Summary	Change	% Change	Absolute Change
Adult	Civil Support	VS	113	▼	-22.6%	-33
	Misdemeanor	CM	100	▼	-4.8%	-5
	Other	OT	83	▼	-25.9%	-29
	Show Cause	SC	80	▼	-45.2%	-66
	Family Abuse - Protective Order	FP	48	▲	+37.1%	+13
	Capias	CA	30	▲	+20.0%	+5
	Felony	CF	30	▲	+42.9%	+9
	Motion - Protective Order	MP	8	▲	+14.3%	+1
	Non-Family Abuse Protective Order	AP	5	▼	-37.5%	-3
	Protective Order	PC	1	▲	-	+1
	Total		498	▼	-17.7%	-107
Juvenile	Custody Visitation	CV	302	▲	+3.4%	+10
	Misdemeanor	DM	34	▲	+30.8%	+8
	Traffic	T	29	▼	-32.6%	-14
	Paternity	PT	11	▲	+120.0%	+6
	Child In Need of Services	CS	10	▲	+233.3%	+7
	Felony	DF	10	▼	-47.4%	-9
	Motion - Protective Order	MP	9	▲	+800.0%	+8
	Temporary Detention Order	TD	7	▲	+75.0%	+3
	Abuse and Neglect	AN	6	▼	-40.0%	-4
	Capias	CA	3	▲	+200.0%	+2
	Truancy	TR	3	↔	-	-
	Emergency Custody Order	EC	2	▲	+100.0%	+1
	Non-Family Abuse Protective Order	AP	2	▲	+100.0%	+1
	Permanency Planning	PH	2	▲	-	+2
	Remand Custody	RC	2	▲	+100.0%	+1
	Civil Violation	CI	1	▲	-	+1
	Foster Care Review	FC	1	▼	-80.0%	-4
	Remand Visitation	RV	1	▲	-	+1
	Show Cause	SC	1	▼	-50.0%	-1
	Status	ST	1	▲	-	+1
Terminate Parental Rights	TP	0	▼	-100.0%	-2	
	Total		437	▲	4.3%	+18
GRAND TOTAL			935	▼	-8.7%	-89

Dispositions by Major Case Category**

Category	Summary	Change	% Change	Absolute Change
Adult Criminal	203	▲	-9.4%	-21
Child Dependency	9	▲	-47.1%	-8
Child in Need of Services/Supervision	13	▲	+85.7%	+6
Custody and Visitation	313	▲	+5.4%	+16
Delinquency	48	▲	+2.1%	+1
Juvenile Miscellaneous	1	▲	-	+1
New to Workload Study	1	▲	-	+1
Other	95	▲	-19.5%	-23
Protective Orders	72	▲	+38.5%	+20

* Compared to same time period as previous year
 ** Case Type Categories are defined in the 2017 Virginia Judicial Workload Assessment
 The data reported reflect the case management system. The case types reported may not necessitate judicial involvement.

Support	151	▼	-31.1%	-68
Traffic	29	▼	-32.6%	-14
GRAND TOTAL	935	▼	-8.7%	-89

* Compared to same time period as previous year
 ** Case Type Categories are defined in the 2017 Virginia Judicial Workload Assessment
 The data reported reflect the case management system. The case types reported may not necessitate judicial involvement.

2024 Overall GRAND TOTAL		Distribution of Caseload		Change*		Percentage (%) of Caseload			
708	+82 13.1%	Adult	394	56%	32.2% ▲	+96	Adult	47.6%	55.6%
2024	↑	Juvenile	314	44%	-4.3% ▼	-14	Juvenile	52.4%	44.4%
2023		GRAND TOTAL	708	100%	13.1% ▲	+82	GRAND TOTAL	100%	100%

Dispositions by Division & Code

Division	Case Type Description	Code	Summary	Change	% Change	Absolute Change
Adult	Misdemeanor	CM	98	▲	+84.9%	+45
	Civil Support	VS	75	▲	+27.1%	+16
	Other	OT	71	▲	+36.5%	+19
	Show Cause	SC	63	▼	+5.0%	+3
	Felony	CF	30	▲	+233.3%	+21
	Capias	CA	23	▼	-20.7%	-6
	Family Abuse - Protective Order	FP	23	▼	-8.0%	-2
	Motion - Protective Order	MP	4	↔		-
	Remand Support	RS	4	▲	+33.3%	+1
	Non-Family Abuse Protective Order	AP	3	▲	+50.0%	+1
	Protective Order	PC	0	▼	-100.0%	-1
	Restricted License for Non-Support	SL	0	▼	-100.0%	-1
	Total		394	▲	32.2%	+96
Juvenile	Custody Visitation	CV	165	▼	-21.8%	-46
	Show Cause	SC	61	▲	+117.9%	+33
	Misdemeanor	DM	24	▲	+41.2%	+7
	Truancy	TR	22	▲	+144.4%	+13
	Remand Custody	RC	9	▼	-10.0%	-1
	Traffic	T	6	▼	-60.0%	-9
	Felony	DF	4	▼	-33.3%	-2
	Terminate Parental Rights	TP	4	▲	-	+4
	Foster Care Review	FC	3	▲	+200.0%	+2
	Non-Family Abuse Protective Order	AP	2	↔		-
	Paternity	PT	2	▼	-60.0%	-3
	Remand Visitation	RV	2	▲	-	+2
	Special Immigrant Juvenile Status	SI	2	▲	-	+2
	Temporary Detention Order	TD	2	▲	+100.0%	+1
	Voluntary Continuing Services and Support Agree	VA	2	↔		-
	Child In Need of Services	CS	1	▼	-50.0%	-1
	Emergency Custody Order	EC	1	▲	-	+1
	Initial Foster Care	IF	1	▲	-	+1
	Permanency Planning	PH	1	▼	-87.5%	-7
	Capias	CA	0	▼	-100.0%	-1
	Motion - Protective Order	MP	0	▼	-100.0%	-3
	Other	OT	0	▼	-100.0%	-2
	Qualified Residential Treatment	QR	0	▼	-100.0%	-4
	Relief of Custody	CR	0	▼	-100.0%	-1
	Total		314	▼	-4.3%	-14
GRAND TOTAL			708	▲	13.1%	+82

Dispositions by Major Case Category**

Category	Summary	Change	% Change	Absolute Change
Adult Criminal	202	▲	+56.6%	+73
Child Dependency	11	▲	-31.3%	-5
Child in Need of Services/Supervision	23	▲	+109.1%	+12
Custody and Visitation	167	▼	-22.7%	-49
Delinquency	89	▲	+71.2%	+37

* Compared to same time period as previous year
 ** Case Type Categories are defined in the 2017 Virginia Judicial Workload Assessment
 The data reported reflect the case management system. The case types reported may not necessitate judicial involvement.

CPSS - JCMS CASELOAD STATISTICS OF THE JUVENILE & DOMESTIC RELATIONS DISTRICT COURTS
 January 2024 thru October 2024 Dispositions (Compared to January 2023 thru October 2023)

New to Workload Study	2	▲	-	+2
Other	89	▲	+30.9%	+21
Protective Orders	32	▼	-11.1%	-4
Support	87	▼	+4.8%	+4
Traffic	6	▼	-60.0%	-9
GRAND TOTAL	708	▲	13.1%	+82

* Compared to same time period as previous year

** Case Type Categories are defined in the 2017 Virginia Judicial Workload Assessment

The data reported reflect the case management system. The case types reported may not necessitate judicial involvement.

2024 Overall GRAND TOTAL		Distribution of Caseload			Change*		Percentage (%) of Caseload		
1,723	+137 8.6%	Adult	895	52%	3.8% ▲	+33	Adult	54.4%	51.9%
2024		Juvenile	828	48%	14.4% ▲	+104	Juvenile	45.6%	48.1%
2023		GRAND TOTAL	1,723	100%	8.6% ▲	+137	GRAND TOTAL	100%	100%

Dispositions by Division & Code

Division	Case Type Description	Code	Summary	Change	% Change	Absolute Change	
Adult	Misdemeanor	CM	195	▼	-14.1%	-32	
	Other	OT	174	▼	-4.4%	-8	
	Civil Support	VS	162	▲	+1.9%	+3	
	Show Cause	SC	137	▲	+23.4%	+26	
	Felony	CF	94	▲	+51.6%	+32	
	Capias	CA	68	▲	+106.1%	+35	
	Family Abuse - Protective Order	FP	53	▼	-17.2%	-11	
	Non-Family Abuse Protective Order	AP	6	▼	-40.0%	-4	
	Motion - Protective Order	MP	5	▼	-61.5%	-8	
	Criminal Support	CS	1	▲	-	+1	
	Restricted License for Non-Support	SL	0	▼	-100.0%	-1	
		Total		895	▲	3.8%	+33
Juvenile	Custody Visitation	CV	481	▲	+2.1%	+10	
	Misdemeanor	DM	119	▲	+98.3%	+59	
	Traffic	T	53	▼	-11.7%	-7	
	Felony	DF	36	▲	+16.1%	+5	
	Abuse and Neglect	AN	26	▲	+225.0%	+18	
	Permanency Planning	PH	20	▲	+5.3%	+1	
	Foster Care Review	FC	17	▲	+30.8%	+4	
	Terminate Parental Rights	TP	14	▲	+16.7%	+2	
	Initial Foster Care	IF	13	▲	+116.7%	+7	
	Paternity	PT	10	▼	-16.7%	-2	
	Child In Need of Services	CS	6	▲	+100.0%	+3	
	Emergency Custody Order	EC	6	▲	+500.0%	+5	
	Temporary Detention Order	TD	6	▼	-14.3%	-1	
	Capias	CA	4	▲	+33.3%	+1	
	Other	OT	4	▲	+300.0%	+3	
	Show Cause	SC	4	▼	-55.6%	-5	
	Non-Family Abuse Protective Order	AP	2	▲	+100.0%	+1	
	Truancy	TR	2	▼	-50.0%	-2	
	Civil Violation	CI	1	▲	-	+1	
	Relief of Custody	CR	1	↔	-	-	
	Restricted Operators License	RL	1	▲	-	+1	
	Special Immigrant Juvenile Status	SI	1	↔	-	-	
	Voluntary Continuing Services and Support Agreem	VA	1	▲	-	+1	
	Emancipation	EP	0	▼	-100.0%	-1	
		Total		828	▲	14.4%	+104
	GRAND TOTAL			1,723	▲	8.6%	+137

Dispositions by Major Case Category**

Category	Summary	Change	% Change	Absolute Change
Adult Criminal	421	▲	+9.6%	+37
Child Dependency	92	▲	+55.9%	+33
Child in Need of Services/Supervision	8	▲	+14.3%	+1
Custody and Visitation	491	▼	+1.7%	+8
Delinquency	163	▲	+58.3%	+60
Juvenile Miscellaneous	0	▼	-100.0%	-1

* Compared to same time period as previous year

** Case Type Categories are defined in the 2017 Virginia Judicial Workload Assessment

The data reported reflect the case management system. The case types reported may not necessitate judicial involvement.

CPSS - JCMS CASELOAD STATISTICS OF THE JUVENILE & DOMESTIC RELATIONS DISTRICT COURTS
 January 2024 thru October 2024 Dispositions (Compared to January 2023 thru October 2023)

New to Workload Study	2	▲	+100.0%	+1
Other	190	▲	-0.5%	-1
Protective Orders	66	▼	-25.0%	-22
Support	236	▲	+12.9%	+27
Traffic	54	▲	-10.0%	-6
GRAND TOTAL	1,723	▲	8.6%	+137

* Compared to same time period as previous year

** Case Type Categories are defined in the 2017 Virginia Judicial Workload Assessment

The data reported reflect the case management system. The case types reported may not necessitate judicial involvement.

2024 Overall GRAND TOTAL		Distribution of Caseload		Change*		Percentage (%) of Caseload			
745	-113 -13.2%	Adult	417	56%	-5.0% ▼	-22	Adult	51.2%	56.0%
2024		Juvenile	328	44%	-21.7% ▼	-91	Juvenile	48.8%	44.0%
2023		GRAND TOTAL	745	100%	-13.2% ▼	-113	GRAND TOTAL	100%	100%

Dispositions by Division & Code

Division	Case Type Description	Code	Summary	Change	% Change	Absolute Change
Adult	Show Cause	SC	91	▲	+30.0%	+21
	Other	OT	83	▼	-1.2%	-1
	Misdemeanor	CM	78	▼	-18.8%	-18
	Civil Support	VS	68	▼	-26.9%	-25
	Capias	CA	42	▲	+35.5%	+11
	Felony	CF	21	▼	-22.2%	-6
	Family Abuse - Protective Order	FP	18	▼	-33.3%	-9
	Motion - Protective Order	MP	7	▲	+75.0%	+3
	Violation of Protective Order	PV	3	▼	-50.0%	-3
	Non-Family Abuse Protective Order	AP	2	▲	+100.0%	+1
	Remand Support	RS	2	▲	-	+2
	Emergency Substantial Risk Order	SR	1	▲	-	+1
Protective Order	PC	1	▲	-	+1	
	Total		417	▼	-5.0%	-22
Juvenile	Custody Visitation	CV	166	▼	-27.8%	-64
	Show Cause	SC	32	▲	+45.5%	+10
	Misdemeanor	DM	29	▼	-47.3%	-26
	Abuse and Neglect	AN	27	▲	+285.7%	+20
	Truancy	TR	21	▲	+61.5%	+8
	Traffic	T	15	▼	-34.8%	-8
	Felony	DF	8	▼	-42.9%	-6
	Motion - Protective Order	MP	5	▲	+400.0%	+4
	Civil Violation	CI	4	▲	-	+4
	Status	ST	4	▲	+300.0%	+3
	Paternity	PT	3	▼	-70.0%	-7
	Voluntary Continuing Services and Support Agree	VA	3	▼	-57.1%	-4
	Child In Need of Services	CS	2	▼	-33.3%	-1
	Temporary Detention Order	TD	2	▲	+100.0%	+1
	Foster Care Review	FC	1	▼	-75.0%	-3
	Initial Foster Care	IF	1	↔	-	-
	Non-Family Abuse Protective Order	AP	1	▼	-66.7%	-2
	Other	OT	1	▼	-85.7%	-6
	Remand Custody	RC	1	▼	-50.0%	-1
	Remand Visitation	RV	1	▲	-	+1
	Terminate Parental Rights	TP	1	▼	-75.0%	-3
	Permanency Planning	PH	0	▼	-100.0%	-10
Qualified Residential Treatment	QR	0	▼	-100.0%	-1	
	Total		328	▼	-21.7%	-91
	GRAND TOTAL		745	▼	-13.2%	-113

Dispositions by Major Case Category**

Category	Summary	Change	% Change	Absolute Change
Adult Criminal	184	▲	-4.2%	-8
Child Dependency	33	▼	-2.9%	-1
Child in Need of Services/Supervision	23	▲	+43.8%	+7
Custody and Visitation	169	▼	-29.6%	-71
Delinquency	69	▼	-24.2%	-22

* Compared to same time period as previous year
 ** Case Type Categories are defined in the 2017 Virginia Judicial Workload Assessment
 The data reported reflect the case management system. The case types reported may not necessitate judicial involvement.

CPSS - JCMS CASELOAD STATISTICS OF THE JUVENILE & DOMESTIC RELATIONS DISTRICT COURTS
 January 2024 thru October 2024 Dispositions (Compared to January 2023 thru October 2023)

Juvenile Miscellaneous	4	▲	+300.0%	+3
New to Workload Study	5	▲	-	+5
Other	90	▲	-4.3%	-4
Protective Orders	33	▲	-8.3%	-3
Support	120	▲	-8.4%	-11
Traffic	15	▼	-34.8%	-8
GRAND TOTAL	745	▼	-13.2%	-113

* Compared to same time period as previous year
 ** Case Type Categories are defined in the 2017 Virginia Judicial Workload Assessment
 The data reported reflect the case management system. The case types reported may not necessitate judicial involvement.

2024 Overall GRAND TOTAL		Distribution of Caseload			Change*		Percentage (%) of Caseload		
2,849 	+86	Adult	1,916	67%	6.6% ▲	+118	Adult	65.1%	67.3%
	3.1%	Juvenile	933	33%	-3.3% ▼	-32	Juvenile	34.9%	32.7%
		GRAND TOTAL	2,849	100%	3.1% ▲	+86	GRAND TOTAL	100%	100%

Dispositions by Division & Code

Division	Case Type Description	Code	Summary	Change	% Change	Absolute Change	
Adult	Misdemeanor	CM	516	▲	+9.1%	+43	
	Other	OT	455	▲	+11.0%	+45	
	Civil Support	VS	322	▲	+51.9%	+110	
	Show Cause	SC	206	▼	-17.9%	-45	
	Capias	CA	174	▼	-12.6%	-25	
	Felony	CF	120	▼	-9.8%	-13	
	Family Abuse - Protective Order	FP	98	▲	+14.0%	+12	
	Motion - Protective Order	MP	9	▼	-30.8%	-4	
	Violation of Protective Order	PV	7	▼	-12.5%	-1	
	Bond Forfeiture	BF	3	▼	-62.5%	-5	
	Non-Family Abuse Protective Order	AP	3	▲	+200.0%	+2	
	Protective Order	PC	2	▲	-	+2	
	Restricted License for Non-Support	SL	1	▼	-66.7%	-2	
	Remand Support	RS	0	▼	-100.0%	-1	
Total			1,916	▲	6.6%	+118	
Juvenile	Custody Visitation	CV	527	▼	-0.8%	-4	
	Mental Commitment	MC	89	▼	-32.1%	-42	
	Misdemeanor	DM	85	▲	+34.9%	+22	
	Felony	DF	56	▲	+107.4%	+29	
	Permanency Planning	PH	22	▲	+266.7%	+16	
	Traffic	T	21	▼	-40.0%	-14	
	Truancy	TR	21	▲	+133.3%	+12	
	Show Cause	SC	20	▲	+66.7%	+8	
	Paternity	PT	18	▼	-21.7%	-5	
	Foster Care Review	FC	12	▼	-42.9%	-9	
	Temporary Detention Order	TD	10	▲	+11.1%	+1	
	Emergency Custody Order	EC	9	▲	+125.0%	+5	
	Abuse and Neglect	AN	8	▼	-69.2%	-18	
	Initial Foster Care	IF	6	▼	-62.5%	-10	
	Status	ST	6	▲	+50.0%	+2	
	Special Immigrant Juvenile Status	SI	5	▼	-16.7%	-1	
	Child In Need of Services	CS	4	↔	-	-	
	Other	OT	4	▲	+100.0%	+2	
	Terminate Parental Rights	TP	4	▼	-60.0%	-6	
	Voluntary Continuing Services and Support Agreem	VA	2	▲	-	+2	
	Civil Violation	CI	1	▲	-	+1	
	Emancipation	EP	1	▲	-	+1	
	Family Abuse - Protective Order	FP	1	▼	-50.0%	-1	
	Non-Family Abuse Protective Order	AP	1	▼	-93.3%	-14	
	Qualified Residential Treatment	QR	0	▼	-100.0%	-1	
	Relief of Custody	CR	0	▼	-100.0%	-2	
	Remand Custody	RC	0	▼	-100.0%	-4	
	Remand Visitation	RV	0	▼	-100.0%	-2	
	Total			933	▼	-3.3%	-32
	GRAND TOTAL			2,849	▲	3.1%	+86

* Compared to same time period as previous year
 ** Case Type Categories are defined in the 2017 Virginia Judicial Workload Assessment
 The data reported reflect the case management system. The case types reported may not necessitate judicial involvement.

Dispositions by Major Case Category**

Category	Summary	Change	% Change	Absolute Change
Adult Criminal	866	▲	-1.3%	-11
Child Dependency	54	▲	-34.1%	-28
Child in Need of Services/Supervision	27	▲	+107.7%	+14
Custody and Visitation	545	▼	-1.6%	-9
Delinquency	159	▲	+55.9%	+57
Juvenile Miscellaneous	7	▲	+75.0%	+3
New to Workload Study	6	▲		0
Other	567	▼	+0.7%	+4
Protective Orders	112	▲	-4.3%	-5
Support	485	▼	+18.3%	+75
Traffic	21	▼	-40.0%	-14
GRAND TOTAL	2,849	▲	3.1%	+86

* Compared to same time period as previous year

** Case Type Categories are defined in the 2017 Virginia Judicial Workload Assessment

The data reported reflect the case management system. The case types reported may not necessitate judicial involvement.

2024 Overall GRAND TOTAL		Distribution of Caseload		Change*		Percentage (%) of Caseload		
983	+169 20.8%	Adult	551 56%	20.8% ▲	+95	Adult	2023 56.0%	2024 56.1%
2024		Juvenile	432 44%	20.7% ▲	+74	Juvenile	44.0%	43.9%
2023		GRAND TOTAL	983 100%	20.8% ▲	+169	GRAND TOTAL	100%	100%

Dispositions by Division & Code

Division	Case Type Description	Code	Summary	Change	% Change	Absolute Change
Adult	Show Cause	SC	119	▲	+15.5%	+16
	Civil Support	VS	115	▲	+27.8%	+25
	Misdemeanor	CM	106	▲	+17.8%	+16
	Other	OT	77	▲	+14.9%	+10
	Family Abuse - Protective Order	FP	42	▲	+35.5%	+11
	Felony	CF	41	▲	+105.0%	+21
	Capias	CA	32	▲	+10.3%	+3
	Remand Support	RS	8	▼	-33.3%	-4
	Motion - Protective Order	MP	6	▼	-25.0%	-2
	Non-Family Abuse Protective Order	AP	3	▼	-40.0%	-2
	Violation Family Abuse Protective Order	PS	1	▲	-	+1
	Violation of Protective Order	PV	1	↔	-	-
	Total		551	▲	20.8%	+95
Juvenile	Custody Visitation	CV	291	▲	+50.8%	+98
	Misdemeanor	DM	29	▲	+26.1%	+6
	Traffic	T	22	▼	-8.3%	-2
	Felony	DF	19	▲	+216.7%	+13
	Show Cause	SC	15	▼	-61.5%	-24
	Child In Need of Services	CS	8	▼	-11.1%	-1
	Civil Violation	CI	6	▲	-	+6
	Abuse and Neglect	AN	5	▼	-54.5%	-6
	Remand Custody	RC	5	▼	-50.0%	-5
	Remand Visitation	RV	5	▼	-50.0%	-5
	Truancy	TR	5	▼	-58.3%	-7
	Non-Family Abuse Protective Order	AP	4	▲	+100.0%	+2
	Other	OT	4	▲	+300.0%	+3
	Permanency Planning	PH	4	▲	+33.3%	+1
	Status	ST	4	↔	-	-
	Foster Care Review	FC	2	▼	-66.7%	-4
	Temporary Detention Order	TD	2	▲	-	+2
	Initial Foster Care	IF	1	▼	-50.0%	-1
	Qualified Residential Treatment	QR	1	↔	-	-
Paternity	PT	0	▼	-100.0%	-2	
	Total		432	▲	20.7%	+74
GRAND TOTAL			983	▲	20.8%	+169

Dispositions by Major Case Category**

Category	Summary	Change	% Change	Absolute Change
Adult Criminal	250	▲	+23.8%	+48
Child Dependency	13	▼	-43.5%	-10
Child in Need of Services/Supervision	13	▼	-38.1%	-8
Custody and Visitation	291	▼	+49.2%	+96
Delinquency	63	▲	-7.4%	-5
Juvenile Miscellaneous	4	↔	-	0
New to Workload Study	6	▲	-	+6
Other	101	▲	+1.0%	+1

* Compared to same time period as previous year
 ** Case Type Categories are defined in the 2017 Virginia Judicial Workload Assessment
 The data reported reflect the case management system. The case types reported may not necessitate judicial involvement.

CPSS - JCMS CASELOAD STATISTICS OF THE JUVENILE & DOMESTIC RELATIONS DISTRICT COURTS
 January 2024 thru October 2024 Dispositions (Compared to January 2023 thru October 2023)

Protective Orders	55	▲	+19.6%	+9
Support	165	▲	+26.0%	+34
Traffic	22	▼	-8.3%	-2
GRAND TOTAL	983	▲	20.8%	+169

* Compared to same time period as previous year
 ** Case Type Categories are defined in the 2017 Virginia Judicial Workload Assessment
 The data reported reflect the case management system. The case types reported may not necessitate judicial involvement.
 11/15/2024 11:03:03AM Source: SCV-SQL-Information

2024 Overall GRAND TOTAL		Distribution of Caseload			Change*		Percentage (%) of Caseload		
16,578	-566 -3.3%	Adult	8,633	52%	2.4% ▲	+204	Adult	49.2%	52.1%
2024		Juvenile	7,945	48%	-8.8% ▼	-770	Juvenile	50.8%	47.9%
2023		GRAND TOTAL	16,578	100%	-3.3% ▼	-566	GRAND TOTAL	100%	100%

Dispositions by Division & Code

Division	Case Type Description	Code	Summary	Change	% Change	Absolute Change	
Adult	Civil Support	VS	1,862	▲	+2.0%	+37	
	Misdemeanor	CM	1,825	▼	-1.2%	-23	
	Show Cause	SC	1,539	▲	+6.8%	+98	
	Other	OT	1,256	▼	+4.0%	+48	
	Family Abuse - Protective Order	FP	746	▼	-3.7%	-29	
	Felony	CF	563	▲	+11.7%	+59	
	Capias	CA	521	▲	+20.0%	+87	
	Remand Support	RS	130	▼	-24.9%	-43	
	Motion - Protective Order	MP	95	▼	-31.2%	-43	
	Violation of Protective Order	PV	52	▲	+10.6%	+5	
	Non-Family Abuse Protective Order	AP	42	▲	+31.3%	+10	
	Return of Desposit (Bondsman)	RD	1	▲	-	+1	
	Temporary Detention Order	TD	1	▲	-	+1	
	Criminal Support	CS	0	▼	-100.0%	-2	
	Violation Family Abuse Protective Order	PS	0	▼	-100.0%	-2	
	Total		8,633	▲	2.4%	+204	
Juvenile	Custody Visitation	CV	4,876	▼	-9.4%	-506	
	Misdemeanor	DM	1,172	▲	+12.3%	+128	
	Traffic	T	469	▼	-19.8%	-116	
	Felony	DF	383	▲	+1.9%	+7	
	Remand Custody	RC	184	▼	-47.7%	-168	
	Remand Visitation	RV	179	▼	-30.1%	-77	
	Status	ST	121	▼	-16.0%	-23	
	Special Immigrant Juvenile Status	SI	118	▲	+31.1%	+28	
	Paternity	PT	57	▼	-3.4%	-2	
	Permanency Planning	PH	53	▼	-18.5%	-12	
	Foster Care Review	FC	45	▲	+2.3%	+1	
	Child In Need of Services	CS	41	▼	-19.6%	-10	
	Non-Family Abuse Protective Order	AP	35	▲	+2.9%	+1	
	Temporary Detention Order	TD	35	▼	-31.4%	-16	
	Abuse and Neglect	AN	32	▲	+10.3%	+3	
	Terminate Parental Rights	TP	29	▼	-3.3%	-1	
	Truancy	TR	23	▲	+64.3%	+9	
	Initial Foster Care	IF	21	▼	-19.2%	-5	
	Emergency Custody Order	EC	15	▼	-16.7%	-3	
	Show Cause	SC	14	▼	+40.0%	+4	
	Voluntary Continuing Services and Support Agree	VA	11	▲	+83.3%	+5	
	Civil Violation	CI	10	▲	+900.0%	+9	
	Family Abuse - Protective Order	FP	7	▲	+40.0%	+2	
	Motion - Protective Order	MP	7	▲	+16.7%	+1	
	Relief of Custody	CR	7	▼	-66.7%	-14	
	Capias	CA	1	↔	-	-	
	Emancipation	EP	0	▼	-100.0%	-1	
	Juvenile Support	JS	0	▼	-100.0%	-1	
	Other	OT	0	▼	-100.0%	-10	
	Qualified Residential Treatment	QR	0	▼	-100.0%	-3	
		Total		7,945	▼	-8.8%	-770
		GRAND TOTAL		16,578	▼	-3.3%	-566

* Compared to same time period as previous year

** Case Type Categories are defined in the 2017 Virginia Judicial Workload Assessment

The data reported reflect the case management system. The case types reported may not necessitate judicial involvement.

Dispositions by Major Case Category**

Category	Summary	Change	% Change	Absolute Change
Adult Criminal	3,885	▼	+4.7%	+175
Child Dependency	198	▼	-11.6%	-26
Child in Need of Services/Supervision	64	▼	-3.0%	-2
Custody and Visitation	4,933	▼	-9.3%	-508
Delinquency	1,570	▲	+9.8%	+140
Juvenile Miscellaneous	121	▼	-16.6%	-24
New to Workload Study	128	▲	+40.7%	+37
Other	1,801	▲	-12.9%	-267
Protective Orders	932	▲	-5.9%	-58
Support	2,477	▼	+3.5%	+83
Traffic	469	▼	-19.8%	-116
GRAND TOTAL	16,578	▼	-3.3%	-566

* Compared to same time period as previous year
 ** Case Type Categories are defined in the 2017 Virginia Judicial Workload Assessment
 The data reported reflect the case management system. The case types reported may not necessitate judicial involvement.

2024 Overall GRAND TOTAL		Distribution of Caseload		Change*		Percentage (%) of Caseload		
1,244	-132 -9.6%	Adult	669 54%	-6.6% ▼	-47	Adult	52.0%	53.8%
2024		Juvenile	575 46%	-12.9% ▼	-85	Juvenile	48.0%	46.2%
2023		GRAND TOTAL	1,244 100%	-9.6% ▼	-132	GRAND TOTAL	100%	100%

Dispositions by Division & Code

Division	Case Type Description	Code	Summary	Change	% Change	Absolute Change
Adult	Misdemeanor	CM	132	▼	-29.8%	-56
	Civil Support	VS	127	▲	+19.8%	+21
	Other	OT	122	▲	-9.6%	-13
	Show Cause	SC	103	▲	-	-
	Family Abuse - Protective Order	FP	71	▲	+47.9%	+23
	Capias	CA	64	▲	+30.6%	+15
	Felony	CF	43	▼	-37.7%	-26
	Motion - Protective Order	MP	5	▼	-44.4%	-4
	Non-Family Abuse Protective Order	AP	1	▼	-85.7%	-6
	Remand Support	RS	1	↔	-	-
	Restricted License for Non-Support	SL	0	▼	-100.0%	-1
		Total		669	▼	-6.6%
Juvenile	Custody Visitation	CV	348	▲	+7.4%	+24
	Misdemeanor	DM	100	▼	-15.3%	-18
	Felony	DF	22	▼	-51.1%	-23
	Traffic	T	21	▼	-63.2%	-36
	Status	ST	20	▲	-39.4%	-13
	Truancy	TR	12	▲	+9.1%	+1
	Terminate Parental Rights	TP	8	▼	-27.3%	-3
	Foster Care Review	FC	7	▼	-22.2%	-2
	Abuse and Neglect	AN	5	▼	-37.5%	-3
	Non-Family Abuse Protective Order	AP	5	▲	+66.7%	+2
	Child In Need of Services	CS	4	▲	+33.3%	+1
	Permanency Planning	PH	4	▼	-60.0%	-6
	Show Cause	SC	4	▲	+300.0%	+3
	Emergency Custody Order	EC	3	▲	+200.0%	+2
	Paternity	PT	3	▲	+50.0%	+1
	Temporary Detention Order	TD	3	▼	-50.0%	-3
	Remand Visitation	RV	2	▲	+100.0%	+1
	Capias	CA	1	▼	-66.7%	-2
	Family Abuse - Protective Order	FP	1	▲	-	+1
	Other	OT	1	▲	-	+1
	Remand Custody	RC	1	▼	-50.0%	-1
	Initial Foster Care	IF	0	▼	-100.0%	-8
	Qualified Residential Treatment	QR	0	▼	-100.0%	-2
	Special Immigrant Juvenile Status	SI	0	▼	-100.0%	-1
	Voluntary Continuing Services and Support Agree	VA	0	▼	-100.0%	-1
		Total		575	▼	-12.9%
GRAND TOTAL			1,244	▼	-9.6%	-132

Dispositions by Major Case Category**

Category	Summary	Change	% Change	Absolute Change
Adult Criminal	281	▼	-25.7%	-97
Child Dependency	24	▼	-51.0%	-25
Child in Need of Services/Supervision	17	▲	+13.3%	+2
Custody and Visitation	351	▲	+7.7%	+25
Delinquency	126	▲	-24.1%	-40

* Compared to same time period as previous year
 ** Case Type Categories are defined in the 2017 Virginia Judicial Workload Assessment
 The data reported reflect the case management system. The case types reported may not necessitate judicial involvement.

Juvenile Miscellaneous	20	▲	-39.4%	-13
New to Workload Study	0	▼	-100.0%	-1
Other	133	▲	-8.9%	-13
Protective Orders	83	▲	+23.9%	+16
Support	188	▲	+36.2%	+50
Traffic	21	▼	-63.2%	-36
GRAND TOTAL	1,244	▼	-9.6%	-132

* Compared to same time period as previous year

** Case Type Categories are defined in the 2017 Virginia Judicial Workload Assessment

The data reported reflect the case management system. The case types reported may not necessitate judicial involvement.

2024 Overall GRAND TOTAL		Distribution of Caseload			Change*		Percentage (%) of Caseload		
11,884	+103 0.9%	Adult	6,834	58%	2.6% ▲	+173	Adult	56.5%	57.5%
2024	↑	Juvenile	5,050	42%	-1.4% ▼	-70	Juvenile	43.5%	42.5%
2023		GRAND TOTAL	11,884	100%	0.9% ▲	+103	GRAND TOTAL	100%	100%

Dispositions by Division & Code

Division	Case Type Description	Code	Summary	Change	% Change	Absolute Change	
Adult	Other	OT	1,435	▲	+10.1%	+132	
	Misdemeanor	CM	1,414	▲	+6.5%	+86	
	Show Cause	SC	1,397	▲	+2.3%	+31	
	Civil Support	VS	893	▼	-9.7%	-96	
	Capias	CA	799	▲	-0.1%	-1	
	Family Abuse - Protective Order	FP	456	▼	-3.6%	-17	
	Felony	CF	380	▲	+7.3%	+26	
	Non-Family Abuse Protective Order	AP	25	▲	+31.6%	+6	
	Motion - Protective Order	MP	16	▼	-23.8%	-5	
	Restricted License for Non-Support	SL	7	▲	+250.0%	+5	
	Remand Support	RS	6	▲	+500.0%	+5	
	Violation of Protective Order	PV	5	▲	+25.0%	+1	
	Criminal Support	CS	1	▲	-	+1	
	Violation Family Abuse Protective Order	PS	0	▼	-100.0%	-1	
	Total		6,834	▲	2.6%	+173	
Juvenile	Custody Visitation	CV	2,938	▼	-9.8%	-319	
	Misdemeanor	DM	488	▲	+17.0%	+71	
	Felony	DF	292	▲	+19.7%	+48	
	Paternity	PT	236	▼	-16.6%	-47	
	Permanency Planning	PH	182	▲	+31.9%	+44	
	Foster Care Review	FC	170	▲	+10.4%	+16	
	Abuse and Neglect	AN	125	▲	+14.7%	+16	
	Traffic	T	107	▲	+30.5%	+25	
	Special Immigrant Juvenile Status	SI	103	▼	-4.6%	-5	
	Initial Foster Care	IF	84	▲	+61.5%	+32	
	Temporary Detention Order	TD	51	▲	+82.1%	+23	
	Terminate Parental Rights	TP	47	▼	-4.1%	-2	
	Status	ST	43	▲	+87.0%	+20	
	Mental Commitment	MC	35	▼	-16.7%	-7	
	Show Cause	SC	26	▼	-16.1%	-5	
	Child In Need of Services	CS	24	▼	-14.3%	-4	
	Truancy	TR	23	▲	+21.1%	+4	
	Voluntary Continuing Services and Support Agreem	VA	17	▼	-10.5%	-2	
	Remand Custody	RC	11	▲	+450.0%	+9	
	Remand Visitation	RV	11	▲	-	+11	
	Non-Family Abuse Protective Order	AP	9	▼	-10.0%	-1	
	Other	OT	8	▲	-	+8	
	Emergency Custody Order	EC	5	▲	+66.7%	+2	
	Family Abuse - Protective Order	FP	5	▲	+66.7%	+2	
	Relief of Custody	CR	5	▼	-50.0%	-5	
	Civil Violation	CI	2	▲	-	+2	
	Juvenile Support	JS	2	▲	+100.0%	+1	
	Qualified Residential Treatment	QR	1	▼	-85.7%	-6	
	Capias	CA	0	▼	-100.0%	-1	
		Total		5,050	▼	-1.4%	-70
	GRAND TOTAL			11,884	▲	0.9%	+103

* Compared to same time period as previous year

** Case Type Categories are defined in the 2017 Virginia Judicial Workload Assessment

The data reported reflect the case management system. The case types reported may not necessitate judicial involvement.

Dispositions by Major Case Category**

Category	Summary	Change	% Change	Absolute Change
Adult Criminal	2,907	▼	+2.6%	+74
Child Dependency	631	▼	+17.3%	+93
Child in Need of Services/Supervision	47	▼	-6.0%	-3
Custody and Visitation	3,174	▼	-10.3%	-366
Delinquency	806	▼	+16.8%	+116
Juvenile Miscellaneous	45	▲	+95.7%	+22
New to Workload Study	105	▲	-2.8%	-3
Other	1,560	▲	+13.1%	+181
Protective Orders	511	▲	-2.9%	-15
Support	1,991	▲	-1.0%	-21
Traffic	107	▲	+30.5%	+25
GRAND TOTAL	11,884	▲	0.9%	+103

* Compared to same time period as previous year

** Case Type Categories are defined in the 2017 Virginia Judicial Workload Assessment

The data reported reflect the case management system. The case types reported may not necessitate judicial involvement.

2024 Overall GRAND TOTAL	Distribution of Caseload	Change*	Percentage (%) of Caseload																								
15,592 +2,144 15.9% 	<table border="1"> <tr> <td>Adult</td> <td>8,057</td> <td>52%</td> <td>11.9% ▲</td> <td>+859</td> </tr> <tr> <td>Juvenile</td> <td>7,535</td> <td>48%</td> <td>20.6% ▲</td> <td>+1,285</td> </tr> <tr> <td>GRAND TOTAL</td> <td>15,592</td> <td>100%</td> <td>15.9% ▲</td> <td>+2,144</td> </tr> </table>	Adult	8,057	52%	11.9% ▲	+859	Juvenile	7,535	48%	20.6% ▲	+1,285	GRAND TOTAL	15,592	100%	15.9% ▲	+2,144		<table border="1"> <tr> <td>Adult</td> <td>2023: 53.5%</td> <td>2024: 51.7%</td> </tr> <tr> <td>Juvenile</td> <td>2023: 46.5%</td> <td>2024: 48.3%</td> </tr> <tr> <td>GRAND TOTAL</td> <td>100%</td> <td>100%</td> </tr> </table>	Adult	2023: 53.5%	2024: 51.7%	Juvenile	2023: 46.5%	2024: 48.3%	GRAND TOTAL	100%	100%
Adult	8,057	52%	11.9% ▲	+859																							
Juvenile	7,535	48%	20.6% ▲	+1,285																							
GRAND TOTAL	15,592	100%	15.9% ▲	+2,144																							
Adult	2023: 53.5%	2024: 51.7%																									
Juvenile	2023: 46.5%	2024: 48.3%																									
GRAND TOTAL	100%	100%																									

Dispositions by Division & Code

Division	Case Type Description	Code	Summary	Change	% Change	Absolute Change	
Adult	Show Cause	SC	1,736	▲	+16.7%	+249	
	Civil Support	VS	1,597	▲	+50.7%	+537	
	Misdemeanor	CM	1,357	▼	-11.1%	-169	
	Capias	CA	1,001	▲	+30.0%	+231	
	Other	OT	970	▲	+3.6%	+34	
	Felony	CF	604	▼	-1.5%	-9	
	Family Abuse - Protective Order	FP	563	▼	-4.9%	-29	
	Motion - Protective Order	MP	92	▼	-14.0%	-15	
	Remand Support	RS	66	▲	+175.0%	+42	
	Violation of Protective Order	PV	31	▼	-26.2%	-11	
	Non-Family Abuse Protective Order	AP	24	▼	-29.4%	-10	
	Restricted License for Non-Support	SL	13	▲	+116.7%	+7	
	Protective Order	PC	3	▲	-	+3	
	Temporary Detention Order	TD	0	▼	-100.0%	-1	
	Total		8,057	▲	11.9%	+859	
Juvenile	Custody Visitation	CV	4,788	▲	+21.5%	+846	
	Misdemeanor	DM	868	▲	+17.8%	+131	
	Traffic	T	477	▲	+2.8%	+13	
	Felony	DF	285	↔	-	-	
	Foster Care Review	FC	113	▲	+16.5%	+16	
	Permanency Planning	PH	111	▲	+58.6%	+41	
	Special Immigrant Juvenile Status	SI	109	▲	+62.7%	+42	
	Paternity	PT	106	▲	+35.9%	+28	
	Show Cause	SC	106	▼	+73.8%	+45	
	Abuse and Neglect	AN	99	▲	+13.8%	+12	
	Initial Foster Care	IF	83	▲	+62.7%	+32	
	Child In Need of Services	CS	63	▲	+37.0%	+17	
	Remand Visitation	RV	55	▲	+243.8%	+39	
	Remand Custody	RC	51	▲	+292.3%	+38	
	Status	ST	50	▲	+28.2%	+11	
	Terminate Parental Rights	TP	41	▲	+70.8%	+17	
	Temporary Detention Order	TD	37	▼	-39.3%	-24	
	Capias	CA	32	▲	+33.3%	+8	
	Non-Family Abuse Protective Order	AP	22	▼	-43.6%	-17	
	Mental Commitment	MC	6	▼	-53.8%	-7	
	Truancy	TR	5	▲	+66.7%	+2	
	Emancipation	EP	4	▲	-	+4	
	Family Abuse - Protective Order	FP	4	▲	+300.0%	+3	
	Motion - Protective Order	MP	4	▲	+100.0%	+2	
	Other	OT	4	▼	-60.0%	-6	
	Relief of Custody	CR	4	▼	-20.0%	-1	
	Voluntary Continuing Services and Support Agree	VA	4	▼	-33.3%	-2	
	Emergency Custody Order	EC	2	▼	-66.7%	-4	
	Civil Violation	CI	1	↔	-	-	
	Violation Family Abuse Protective Order	PS	1	▲	-	+1	
	Child at Risk	RI	0	▼	-100.0%	-2	
		Total		7,535	▲	20.6%	+1,285
		GRAND TOTAL		15,592	▲	15.9%	+2,144

* Compared to same time period as previous year

** Case Type Categories are defined in the 2017 Virginia Judicial Workload Assessment

The data reported reflect the case management system. The case types reported may not necessitate judicial involvement.

Dispositions by Major Case Category**

Category	Summary	Change	% Change	Absolute Change
Adult Criminal	3,352	▲	+2.0%	+65
Child Dependency	455	▲	+33.0%	+113
Child in Need of Services/Supervision	68	▲	+28.3%	+15
Custody and Visitation	4,894	▲	+21.7%	+874
Delinquency	1,292	▲	+17.1%	+189
Juvenile Miscellaneous	54	▲	+35.0%	+14
New to Workload Study	110	▲	+61.8%	+42
Other	1,191	▲	+10.4%	+112
Protective Orders	709	▲	-8.5%	-66
Support	2,990	▲	+34.9%	+773
Traffic	477	▲	+2.8%	+13
GRAND TOTAL	15,592	▲	15.9%	+2,144

* Compared to same time period as previous year

** Case Type Categories are defined in the 2017 Virginia Judicial Workload Assessment

The data reported reflect the case management system. The case types reported may not necessitate judicial involvement.

2024 Overall GRAND TOTAL		Distribution of Caseload		Change*		Percentage (%) of Caseload			
2,015 	+164 8.9%	Adult	1,088	54%	13.3% ▲	+128	Adult	51.9%	54.0%
		Juvenile	927	46%	4.0% ▲	+36	Juvenile	48.1%	46.0%
		GRAND TOTAL	2,015	100%	8.9% ▲	+164	GRAND TOTAL	100%	100%

Dispositions by Division & Code

Division	Case Type Description	Code	Summary	Change	% Change	Absolute Change	
Adult	Misdemeanor	CM	252	▲	+22.9%	+47	
	Civil Support	VS	218	▲	+2.3%	+5	
	Show Cause	SC	187	▲	+24.7%	+37	
	Other	OT	148	▲	+85.0%	+68	
	Family Abuse - Protective Order	FP	83	▼	-42.0%	-60	
	Felony	CF	83	▲	+3.8%	+3	
	Capias	CA	74	▲	+48.0%	+24	
	Motion - Protective Order	MP	14	▼	-17.6%	-3	
	Remand Support	RS	12	▲	+500.0%	+10	
	Non-Family Abuse Protective Order	AP	10	↔		-	
	Violation of Protective Order	PV	5	▼	-28.6%	-2	
	Restricted License for Non-Support	SL	1	▼	-66.7%	-2	
	Violation Family Abuse Protective Order	PS	1	▲	-	+1	
		Total		1,088	▲	13.3%	+128
Juvenile	Custody Visitation	CV	702	▲	+7.7%	+50	
	Misdemeanor	DM	43	▲	+43.3%	+13	
	Felony	DF	26	▼	-25.7%	-9	
	Traffic	T	25	▼	-41.9%	-18	
	Child In Need of Services	CS	17	↔		-	
	Paternity	PT	15	▼	-28.6%	-6	
	Remand Visitation	RV	15	▲	+1,400.0%	+14	
	Remand Custody	RC	14	▲	+1,300.0%	+13	
	Non-Family Abuse Protective Order	AP	10	▼	-41.2%	-7	
	Truancy	TR	10	▲	+233.3%	+7	
	Other	OT	7	▼	-22.2%	-2	
	Special Immigrant Juvenile Status	SI	7	▲	+250.0%	+5	
	Show Cause	SC	5	▲	-16.7%	-1	
	Status	ST	5	▲	-37.5%	-3	
	Temporary Detention Order	TD	5	▼	-37.5%	-3	
	Emergency Custody Order	EC	4	↔		-	
	Initial Foster Care	IF	4	↔		-	
	Abuse and Neglect	AN	3	▲	+50.0%	+1	
	Foster Care Review	FC	3	▼	-66.7%	-6	
	Capias	CA	2	↔		-	
	Civil Violation	CI	2	▲	-	+2	
	Voluntary Continuing Services and Support Agree	VA	2	▲	+100.0%	+1	
	Permanency Planning	PH	1	▲	-	+1	
	Entrustment	ET	0	▼	-100.0%	-7	
	Family Abuse - Protective Order	FP	0	▼	-100.0%	-2	
	Protective Order	PC	0	▼	-100.0%	-1	
	Relief of Custody	CR	0	▼	-100.0%	-4	
	Terminate Parental Rights	TP	0	▼	-100.0%	-2	
		Total		927	▲	4.0%	+36
		GRAND TOTAL		2,015	▲	8.9%	+164

* Compared to same time period as previous year

** Case Type Categories are defined in the 2017 Virginia Judicial Workload Assessment

The data reported reflect the case management system. The case types reported may not necessitate judicial involvement.

Dispositions by Major Case Category**

Category	Summary	Change	% Change	Absolute Change
Adult Criminal	449	▲	+25.1%	+90
Child Dependency	13	▲	-55.2%	-16
Child in Need of Services/Supervision	29	▲	+45.0%	+9
Custody and Visitation	717	▼	+6.5%	+44
Delinquency	74	▼		0
Juvenile Miscellaneous	5	▲	-37.5%	-3
New to Workload Study	9	▲	+350.0%	+7
Other	205	▲	+95.2%	+100
Protective Orders	117	▼	-38.1%	-72
Support	372	▼	+6.6%	+23
Traffic	25	▼	-41.9%	-18
GRAND TOTAL	2,015	▲	8.9%	+164

* Compared to same time period as previous year

** Case Type Categories are defined in the 2017 Virginia Judicial Workload Assessment

The data reported reflect the case management system. The case types reported may not necessitate judicial involvement.

2024 Overall GRAND TOTAL		Distribution of Caseload		Change*		Percentage (%) of Caseload			
578 	+74 14.7%	Adult	347	60%	31.4% ▲	+83	Adult	52.4%	60.0%
		Juvenile	231	40%	-3.8% ▼	-9	Juvenile	47.6%	40.0%
		GRAND TOTAL	578	100%	14.7% ▲	+74	GRAND TOTAL	100%	100%

Dispositions by Division & Code

Division	Case Type Description	Code	Summary	Change	% Change	Absolute Change
Adult	Misdemeanor	CM	110	▲	+86.4%	+51
	Other	OT	66	▲	+34.7%	+17
	Civil Support	VS	64	▲	+4.9%	+3
	Show Cause	SC	47	▲	+34.3%	+12
	Felony	CF	26	▲	+4.0%	+1
	Family Abuse - Protective Order	FP	16	▼	-30.4%	-7
	Capias	CA	11	▲	+57.1%	+4
	Motion - Protective Order	MP	6	▲	+20.0%	+1
	Non-Family Abuse Protective Order	AP	1	▲	-	+1
		Total		347	▲	31.4%
Juvenile	Custody Visitation	CV	126	▲	+26.0%	+26
	Misdemeanor	DM	31	▼	-35.4%	-17
	Traffic	T	26	▼	-39.5%	-17
	Show Cause	SC	15	▲	+1,400.0%	+14
	Felony	DF	10	▲	+233.3%	+7
	Status	ST	8	↔	-	-
	Mental Commitment	MC	4	▲	+100.0%	+2
	Abuse and Neglect	AN	2	▼	-66.7%	-4
	Foster Care Review	FC	2	▼	-33.3%	-1
	Permanency Planning	PH	2	▼	-75.0%	-6
	Voluntary Continuing Services and Support Agree	VA	2	▲	+100.0%	+1
	Child In Need of Services	CS	1	↔	-	-
	Emergency Custody Order	EC	1	▲	-	+1
	Paternity	PT	1	▼	-80.0%	-4
	Child at Risk	RI	0	▼	-100.0%	-3
	Civil Violation	CI	0	▼	-100.0%	-1
	Initial Foster Care	IF	0	▼	-100.0%	-1
	Motion - Protective Order	MP	0	▼	-100.0%	-1
	Terminate Parental Rights	TP	0	▼	-100.0%	-5
		Total		231	▼	-3.8%
GRAND TOTAL			578	▲	14.7%	+74

Dispositions by Major Case Category**

Category	Summary	Change	% Change	Absolute Change
Adult Criminal	175	▲	+60.6%	+66
Child Dependency	8	▼	-70.4%	-19
Child in Need of Services/Supervision	1	↔	-	0
Custody and Visitation	127	▼	+21.0%	+22
Delinquency	56	▲	+7.7%	+4
Juvenile Miscellaneous	8	↔	-	0
New to Workload Study	0	▼	-100.0%	-1
Other	71	▲	+39.2%	+20
Protective Orders	23	▲	-20.7%	-6
Support	83	▼	+6.4%	+5
Traffic	26	▼	-39.5%	-17

* Compared to same time period as previous year
 ** Case Type Categories are defined in the 2017 Virginia Judicial Workload Assessment
 The data reported reflect the case management system. The case types reported may not necessitate judicial involvement.

GRAND TOTAL

578

▲

14.7%

+74

* Compared to same time period as previous year

** Case Type Categories are defined in the 2017 Virginia Judicial Workload Assessment

The data reported reflect the case management system. The case types reported may not necessitate judicial involvement.

2024 Overall GRAND TOTAL		Distribution of Caseload			Change*		Percentage (%) of Caseload		
1,937	-23 -1.2%	Adult	966	50%	9.5% ▲	+84	Adult	45.0%	49.9%
2024		Juvenile	971	50%	-9.9% ▼	-107	Juvenile	55.0%	50.1%
2023		GRAND TOTAL	1,937	100%	-1.2% ▼	-23	GRAND TOTAL	100%	100%

Dispositions by Division & Code

Division	Case Type Description	Code	Summary	Change	% Change	Absolute Change
Adult	Misdemeanor	CM	249	▲	+36.1%	+66
	Other	OT	186	▲	+30.1%	+43
	Civil Support	VS	142	▼	-23.2%	-43
	Show Cause	SC	134	▼	-19.8%	-33
	Felony	CF	91	▲	+97.8%	+45
	Family Abuse - Protective Order	FP	84	▲	+44.8%	+26
	Capias	CA	48	▼	-22.6%	-14
	Motion - Protective Order	MP	11	▼	-35.3%	-6
	Non-Family Abuse Protective Order	AP	9	↔		-
	Violation of Protective Order	PV	8	▲	+33.3%	+2
	Remand Support	RS	4	↔		-
	Restricted License for Non-Support	SL	0	▼	-100.0%	-2
		Total		966	▲	9.5%
Juvenile	Custody Visitation	CV	492	▼	-27.3%	-185
	Misdemeanor	DM	108	▲	+36.7%	+29
	Traffic	T	58	▼	-21.6%	-16
	Felony	DF	52	▲	+300.0%	+39
	Foster Care Review	FC	35	▲	+118.8%	+19
	Abuse and Neglect	AN	33	▲	+65.0%	+13
	Mental Commitment	MC	28	▼	-26.3%	-10
	Permanency Planning	PH	28	▲	+100.0%	+14
	Terminate Parental Rights	TP	23	▲	+187.5%	+15
	Paternity	PT	20	▼	-39.4%	-13
	Initial Foster Care	IF	19	▲	+46.2%	+6
	Status	ST	11	↔		-
	Emergency Custody Order	EC	8	▼	-27.3%	-3
	Remand Custody	RC	8	↔		-
	Remand Visitation	RV	8	▼	-20.0%	-2
	Child In Need of Services	CS	6	▼	-25.0%	-2
	Show Cause	SC	5	▼		-
	Special Immigrant Juvenile Status	SI	5	▲		+5
	Non-Family Abuse Protective Order	AP	4	▼	-42.9%	-3
	Relief of Custody	CR	4	▲	+300.0%	+3
	Civil Violation	CI	3	▲	+50.0%	+1
	Temporary Detention Order	TD	3	▼	-57.1%	-4
	Truancy	TR	3	▼	-66.7%	-6
	Motion - Protective Order	MP	2	▲	+100.0%	+1
	Restoration of Parental Rights	RR	2	▲		+2
	Capias	CA	1	▼	-66.7%	-2
	Entrustment	ET	1	▼	-50.0%	-1
	Family Abuse - Protective Order	FP	1	▲		+1
	Child at Risk	RI	0	▼	-100.0%	-1
	Other	OT	0	▼	-100.0%	-3
	Qualified Residential Treatment	QR	0	▼	-100.0%	-2
	Voluntary Continuing Services and Support Agreem	VA	0	▼	-100.0%	-2
		Total		971	▼	-9.9%
GRAND TOTAL			1,937	▼	-1.2%	-23

* Compared to same time period as previous year

** Case Type Categories are defined in the 2017 Virginia Judicial Workload Assessment

The data reported reflect the case management system. The case types reported may not necessitate judicial involvement.

Dispositions by Major Case Category**

Category	Summary	Change	% Change	Absolute Change
Adult Criminal	490	▲	+20.7%	+84
Child Dependency	143	▲	+81.0%	+64
Child in Need of Services/Supervision	9	▼	-50.0%	-9
Custody and Visitation	512	▼	-27.9%	-198
Delinquency	166	▲	+67.7%	+67
Juvenile Miscellaneous	11	↔		0
New to Workload Study	8	▲	+300.0%	+6
Other	247	▲	+10.3%	+23
Protective Orders	111	▲	+20.7%	+19
Support	182	▼	-25.7%	-63
Traffic	58	▼	-21.6%	-16
GRAND TOTAL	1,937	▼	-1.2%	-23

* Compared to same time period as previous year

** Case Type Categories are defined in the 2017 Virginia Judicial Workload Assessment

The data reported reflect the case management system. The case types reported may not necessitate judicial involvement.

2024 Overall GRAND TOTAL		Distribution of Caseload		Change*		Percentage (%) of Caseload			
3,423	-147 -4.1%	Adult	1,685	49%	-7.9% ▼	-145	Adult	51.3%	49.2%
2024		Juvenile	1,738	51%	-0.1% ▼	-2	Juvenile	48.7%	50.8%
2023		GRAND TOTAL	3,423	100%	-4.1% ▼	-147	GRAND TOTAL	100%	100%

Dispositions by Division & Code

Division	Case Type Description	Code	Summary	Change	% Change	Absolute Change
Adult	Civil Support	VS	380	▲	+7.0%	+25
	Misdemeanor	CM	317	▼	-10.7%	-38
	Show Cause	SC	303	▲	+12.2%	+33
	Other	OT	242	▼	-23.7%	-75
	Family Abuse - Protective Order	FP	161	▼	-2.4%	-4
	Capias	CA	111	▼	-21.3%	-30
	Felony	CF	101	▼	-28.9%	-41
	Non-Family Abuse Protective Order	AP	30	▲	+36.4%	+8
	Motion - Protective Order	MP	22	▼	-21.4%	-6
	Violation of Protective Order	PV	11	▼	-64.5%	-20
	Remand Support	RS	5	▲	+25.0%	+1
	Violation Family Abuse Protective Order	PS	2	▲	-	+2
	Total			1,685	▼	-7.9%
Juvenile	Custody Visitation	CV	1,141	▼	-3.8%	-45
	Misdemeanor	DM	165	▲	+17.9%	+25
	Traffic	T	138	▲	+26.6%	+29
	Felony	DF	61	▲	+103.3%	+31
	Foster Care Review	FC	37	▼	-5.1%	-2
	Show Cause	SC	31	▼	-48.3%	-29
	Permanency Planning	PH	23	▼	-34.3%	-12
	Child In Need of Services	CS	19	▲	+111.1%	+10
	Paternity	PT	13	▼	-23.5%	-4
	Remand Custody	RC	13	▲	+116.7%	+7
	Remand Visitation	RV	13	▲	+116.7%	+7
	Non-Family Abuse Protective Order	AP	11	▼	-42.1%	-8
	Status	ST	10	▲	+66.7%	+4
	Initial Foster Care	IF	9	↔	-	-
	Capias	CA	8	▼	-20.0%	-2
	Voluntary Continuing Services and Support Agreem	VA	8	▲	+166.7%	+5
	Abuse and Neglect	AN	7	▼	-70.8%	-17
	Other	OT	6	▲	+200.0%	+4
	Truancy	TR	6	▼	-45.5%	-5
	Terminate Parental Rights	TP	4	▲	+300.0%	+3
	Entrustment	ET	3	▲	+200.0%	+2
	Temporary Detention Order	TD	3	↔	-	-
	Civil Violation	CI	2	▲	+100.0%	+1
	Family Abuse - Protective Order	FP	2	▲	+100.0%	+1
	Emancipation	EP	1	↔	-	-
	Motion - Protective Order	MP	1	▼	-66.7%	-2
	Protective Order	PC	1	▲	-	+1
	Relief of Custody	CR	1	▼	-50.0%	-1
	Special Immigrant Juvenile Status	SI	1	▼	-50.0%	-1
	Emergency Custody Order	EC	0	▼	-100.0%	-2
	Qualified Residential Treatment	QR	0	▼	-100.0%	-2
	Total			1,738	▼	-0.1%
GRAND TOTAL			3,423	▼	-4.1%	-147

* Compared to same time period as previous year

** Case Type Categories are defined in the 2017 Virginia Judicial Workload Assessment

The data reported reflect the case management system. The case types reported may not necessitate judicial involvement.

Dispositions by Major Case Category**

Category	Summary	Change	% Change	Absolute Change
Adult Criminal	642	▲	-17.2%	-133
Child Dependency	92	▲	-20.7%	-24
Child in Need of Services/Supervision	27	▼	-18.2%	-6
Custody and Visitation	1,154	▼	-4.1%	-49
Delinquency	264	▲	+16.3%	+37
Juvenile Miscellaneous	11	▲	+57.1%	+4
New to Workload Study	3	▲		0
Other	282	▲	-17.1%	-58
Protective Orders	227	▲	-4.6%	-11
Support	583	▲	+12.3%	+64
Traffic	138	▲	+26.6%	+29
GRAND TOTAL	3,423	▼	-4.1%	-147

* Compared to same time period as previous year

** Case Type Categories are defined in the 2017 Virginia Judicial Workload Assessment

The data reported reflect the case management system. The case types reported may not necessitate judicial involvement.

2024 Overall GRAND TOTAL		Distribution of Caseload			Change*		Percentage (%) of Caseload		
	1,211	Adult	549	45%	2.0% ▲	+11	Adult	45.1%	45.3%
		Juvenile	662	55%	1.2% ▲	+8	Juvenile	54.9%	54.7%
		GRAND TOTAL	1,211	100%	1.6% ▲	+19	GRAND TOTAL	100%	100%

Dispositions by Division & Code

Division	Case Type Description	Code	Summary	Change	% Change	Absolute Change
Adult	Civil Support	VS	137	▼	-17.5%	-29
	Misdemeanor	CM	94	▼	-13.0%	-14
	Show Cause	SC	87	▲	-1.1%	-1
	Other	OT	79	▲	+9.7%	+7
	Felony	CF	59	▲	+126.9%	+33
	Family Abuse - Protective Order	FP	41	▲	+17.1%	+6
	Capias	CA	24	▲	+20.0%	+4
	Motion - Protective Order	MP	12	↔		-
	Remand Support	RS	9	▲	+80.0%	+4
	Non-Family Abuse Protective Order	AP	4	▲	+100.0%	+2
	Violation of Protective Order	PV	3	▼	-25.0%	-1
	Total		549	▲	2.0%	+11
Juvenile	Custody Visitation	CV	422	▲	+5.2%	+21
	Misdemeanor	DM	64	▲	+33.3%	+16
	Traffic	T	29	▼	-49.1%	-28
	Felony	DF	24	▲	+50.0%	+8
	Abuse and Neglect	AN	17	▲	+240.0%	+12
	Paternity	PT	15	▼	-60.5%	-23
	Permanency Planning	PH	14	▲	+180.0%	+9
	Child In Need of Services	CS	11	▲	+1,000.0%	+10
	Remand Custody	RC	11	▲	+37.5%	+3
	Remand Visitation	RV	11	▲	+37.5%	+3
	Truancy	TR	9	▲	+125.0%	+5
	Civil Violation	CI	8	▼	-57.9%	-11
	Initial Foster Care	IF	5	↔		-
	Non-Family Abuse Protective Order	AP	4	▼	-42.9%	-3
	Status	ST	4	▲	+100.0%	+2
	Foster Care Review	FC	3	▼	-25.0%	-1
	Voluntary Continuing Services and Support Agreem	VA	3	↔		-
	Capias	CA	2	▲	-	+2
	Motion - Protective Order	MP	2	▲	+100.0%	+1
	Other	OT	1	▼	-85.7%	-6
	Special Immigrant Juvenile Status	SI	1	▲	-	+1
	Temporary Detention Order	TD	1	▼	-88.9%	-8
	Terminate Parental Rights	TP	1	↔		-
	Relief of Custody	CR	0	▼	-100.0%	-2
	Show Cause	SC	0	▼	-100.0%	-3
		Total		662	▲	1.2%
GRAND TOTAL			1,211	▲	1.6%	+19

Dispositions by Major Case Category**

Category	Summary	Change	% Change	Absolute Change
Adult Criminal	243	▲	+7.0%	+16
Child Dependency	43	▲	+72.0%	+18
Child in Need of Services/Supervision	20	▲	+300.0%	+15
Custody and Visitation	437	▼	-0.5%	-2
Delinquency	90	▲	+34.3%	+23


* Compared to same time period as previous year
 ** Case Type Categories are defined in the 2017 Virginia Judicial Workload Assessment
 The data reported reflect the case management system. The case types reported may not necessitate judicial involvement.

Juvenile Miscellaneous	4	▲	+100.0%	+2
New to Workload Study	9	▲	-52.6%	-10
Other	112	▼	+2.8%	+3
Protective Orders	63	▲	+10.5%	+6
Support	161	▲	-13.0%	-24
Traffic	29	▼	-49.1%	-28
GRAND TOTAL	1,211	▲	1.6%	+19

* Compared to same time period as previous year

** Case Type Categories are defined in the 2017 Virginia Judicial Workload Assessment

The data reported reflect the case management system. The case types reported may not necessitate judicial involvement.

2024 Overall GRAND TOTAL		Distribution of Caseload		Change*		Percentage (%) of Caseload			
421 -24 -5.4% 		Adult	273	65%	6.6% ▲	+17	Adult	57.5%	64.8%
		Juvenile	148	35%	-21.7% ▼	-41	Juvenile	42.5%	35.2%
		GRAND TOTAL	421	100%	-5.4% ▼	-24	GRAND TOTAL	100%	100%

Dispositions by Division & Code

Division	Case Type Description	Code	Summary	Change	% Change	Absolute Change
Adult	Other	OT	58	▲	+48.7%	+19
	Civil Support	VS	54	▲	+17.4%	+8
	Misdemeanor	CM	49	▼	-15.5%	-9
	Show Cause	SC	49	▲	+11.4%	+5
	Capias	CA	24	▲	+41.2%	+7
	Felony	CF	16	▼	-38.5%	-10
	Family Abuse - Protective Order	FP	12	▼	-29.4%	-5
	Motion - Protective Order	MP	4	▲	+300.0%	+3
	Non-Family Abuse Protective Order	AP	4	▼	-42.9%	-3
	Criminal Support	CS	1	▲	-	+1
	Remand Support	RS	1	▲	-	+1
	Violation of Protective Order	PV	1	▲	-	+1
	Violation Family Abuse Protective Order	PS	0	▼	-100.0%	-1
		Total		273	▲	6.6%
Juvenile	Custody Visitation	CV	80	▼	-25.9%	-28
	Misdemeanor	DM	26	▼	-10.3%	-3
	Traffic	T	7	▼	-76.7%	-23
	Remand Custody	RC	6	▲	+200.0%	+4
	Remand Visitation	RV	6	▲	+200.0%	+4
	Truancy	TR	6	▲	+100.0%	+3
	Child In Need of Services	CS	5	↔	-	-
	Paternity	PT	5	▲	+150.0%	+3
	Temporary Detention Order	TD	2	▲	+100.0%	+1
	Emancipation	EP	1	▲	-	+1
	Felony	DF	1	↔	-	-
	Foster Care Review	FC	1	▼	-66.7%	-2
	Non-Family Abuse Protective Order	AP	1	▲	-	+1
	Terminate Parental Rights	TP	1	▲	-	+1
	Show Cause	SC	0	▼	-100.0%	-1
	Status	ST	0	▼	-100.0%	-1
	Voluntary Continuing Services and Support Agreen	VA	0	▼	-100.0%	-1
		Total		148	▼	-21.7%
	GRAND TOTAL		421	▼	-5.4%	-24

Dispositions by Major Case Category**

Category	Summary	Change	% Change	Absolute Change
Adult Criminal	112	▲	-13.2%	-17
Child Dependency	2	▲	-50.0%	-2
Child in Need of Services/Supervision	11	↔	+22.2%	+2
Custody and Visitation	85	▲	-22.7%	-25
Delinquency	27	▼	-10.0%	-3
Juvenile Miscellaneous	1	▲	-	0
Other	73	▲	+65.9%	+29
Protective Orders	21	▲	-16.0%	-4
Support	82	▲	+30.2%	+19
Traffic	7	▼	-76.7%	-23

* Compared to same time period as previous year
 ** Case Type Categories are defined in the 2017 Virginia Judicial Workload Assessment
 The data reported reflect the case management system. The case types reported may not necessitate judicial involvement.

GRAND TOTAL

421



-5.4%

-24

* Compared to same time period as previous year

** Case Type Categories are defined in the 2017 Virginia Judicial Workload Assessment

The data reported reflect the case management system. The case types reported may not necessitate judicial involvement.

2024 Overall GRAND TOTAL		Distribution of Caseload		Change*		Percentage (%) of Caseload		
459	-48 -9.5%	Adult	255 56%	-12.7% ▼	-37	Adult	57.6%	55.6%
2024		Juvenile	204 44%	-5.1% ▼	-11	Juvenile	42.4%	44.4%
2023		GRAND TOTAL	459 100%	-9.5% ▼	-48	GRAND TOTAL	100%	100%

Dispositions by Division & Code

Division	Case Type Description	Code	Summary	Change	% Change	Absolute Change
Adult	Misdemeanor	CM	80	▲	+1.3%	+1
	Other	OT	44	▲	-13.7%	-7
	Show Cause	SC	40	▼	-9.1%	-4
	Civil Support	VS	35	▼	-16.7%	-7
	Family Abuse - Protective Order	FP	20	▲	+5.3%	+1
	Capias	CA	15	▼	-11.8%	-2
	Felony	CF	13	▼	-43.5%	-10
	Motion - Protective Order	MP	4	▼	-20.0%	-1
	Non-Family Abuse Protective Order	AP	2	↔		-
	Violation of Protective Order	PV	2	▼	-50.0%	-2
	Remand Support	RS	0	▼	-100.0%	-3
	Violation Family Abuse Protective Order	PS	0	▼	-100.0%	-3
	Total			255	▼	-12.7%
Juvenile	Custody Visitation	CV	129	▲	+4.9%	+6
	Misdemeanor	DM	18	▼	-5.3%	-1
	Child In Need of Services	CS	11	▼	-8.3%	-1
	Felony	DF	10	▲	+66.7%	+4
	Truancy	TR	10	▼	-16.7%	-2
	Traffic	T	8	▼	-50.0%	-8
	Foster Care Review	FC	4	▲	+300.0%	+3
	Paternity	PT	3	▼	-50.0%	-3
	Show Cause	SC	3	▼	-57.1%	-4
	Terminate Parental Rights	TP	2	▲	-	+2
	Abuse and Neglect	AN	1	▲	-	+1
	Initial Foster Care	IF	1	▲	-	+1
	Non-Family Abuse Protective Order	AP	1	↔		-
	Other	OT	1	▲	-	+1
	Status	ST	1	↔		-
	Temporary Detention Order	TD	1	↔		-
	Capias	CA	0	▼	-100.0%	-1
	Remand Custody	RC	0	▼	-100.0%	-5
	Remand Visitation	RV	0	▼	-100.0%	-4
	Total			204	▼	-5.1%
GRAND TOTAL			459	▼	-9.5%	-48

Dispositions by Major Case Category**

Category	Summary	Change	% Change	Absolute Change
Adult Criminal	132	▼	-10.8%	-16
Child Dependency	8	▲	+700.0%	+7
Child in Need of Services/Supervision	21	▼	-19.2%	-5
Custody and Visitation	132	▼	+2.3%	+3
Delinquency	31	▼		0
Juvenile Miscellaneous	1	↔		0
Other	46	▲	-28.1%	-18
Protective Orders	27	▼		0
Support	53	▼	-17.2%	-11

* Compared to same time period as previous year
 ** Case Type Categories are defined in the 2017 Virginia Judicial Workload Assessment
 The data reported reflect the case management system. The case types reported may not necessitate judicial involvement.

Traffic	8	▼	-50.0%	-8
GRAND TOTAL	459	▼	-9.5%	-48

* Compared to same time period as previous year
 ** Case Type Categories are defined in the 2017 Virginia Judicial Workload Assessment
 The data reported reflect the case management system. The case types reported may not necessitate judicial involvement.

2024 Overall GRAND TOTAL		Distribution of Caseload		Change*		Percentage (%) of Caseload			
269	-31 -10.3%	Adult	146 54%	-8.2%	▼	-13	Adult	53.0%	54.3%
2024		Juvenile	123 46%	-12.8%	▼	-18	Juvenile	47.0%	45.7%
2023		GRAND TOTAL	269 100%	-10.3%	▼	-31	GRAND TOTAL	100%	100%

Dispositions by Division & Code

Division	Case Type Description	Code	Summary	Change	% Change	Absolute Change
Adult	Misdemeanor	CM	43	▼	-21.8%	-12
	Other	OT	24	▼	-29.4%	-10
	Show Cause	SC	20	▲	+25.0%	+4
	Civil Support	VS	18	▼	-45.5%	-15
	Capias	CA	14	▲	+180.0%	+9
	Felony	CF	13	▲	+160.0%	+8
	Family Abuse - Protective Order	FP	12	▲	+71.4%	+5
	Non-Family Abuse Protective Order	AP	1	▲	-	+1
	Restricted License for Non-Support	SL	1	▲	-	+1
	Motion - Protective Order	MP	0	▼	-100.0%	-2
	Remand Support	RS	0	▼	-100.0%	-1
	Violation Family Abuse Protective Order	PS	0	▼	-100.0%	-1
	Total			146	▼	-8.2%
Juvenile	Custody Visitation	CV	75	▼	-6.3%	-5
	Misdemeanor	DM	13	▼	-7.1%	-1
	Traffic	T	13	▼	-31.6%	-6
	Child In Need of Services	CS	5	▲	+150.0%	+3
	Felony	DF	4	▼	-33.3%	-2
	Show Cause	SC	4	▲	+33.3%	+1
	Status	ST	4	▲	+300.0%	+3
	Truancy	TR	4	▲	+300.0%	+3
	Abuse and Neglect	AN	1	▲	-	+1
	Capias	CA	0	▼	-100.0%	-2
	Foster Care Review	FC	0	▼	-100.0%	-1
	Non-Family Abuse Protective Order	AP	0	▼	-100.0%	-2
	Paternity	PT	0	▼	-100.0%	-7
	Permanency Planning	PH	0	▼	-100.0%	-3
	Total			123	▼	-12.8%
GRAND TOTAL			269	▼	-10.3%	-31

Dispositions by Major Case Category**

Category	Summary	Change	% Change	Absolute Change	
Adult Criminal	78	▲	+8.3%	+6	
Child Dependency	1	▲	-75.0%	-3	
Child in Need of Services/Supervision	11	▲	+266.7%	+8	
Custody and Visitation	75	▼	-13.8%	-12	
Delinquency	19	▼	-24.0%	-6	
Juvenile Miscellaneous	4	▲	+300.0%	+3	
Other	24	▼	-31.4%	-11	
Protective Orders	13	▲	+18.2%	+2	
Support	31	▲	-27.9%	-12	
Traffic	13	▼	-31.6%	-6	
GRAND TOTAL		269	▼	-10.3%	-31

* Compared to same time period as previous year
 ** Case Type Categories are defined in the 2017 Virginia Judicial Workload Assessment
 The data reported reflect the case management system. The case types reported may not necessitate judicial involvement.

2024 Overall GRAND TOTAL		Distribution of Caseload			Change*		Percentage (%) of Caseload		
7,451 +226 3.1% 		Adult	3,914	53%	10.2% ▲	+363	Adult	49.1%	52.5%
		Juvenile	3,537	47%	-3.7% ▼	-137	Juvenile	50.9%	47.5%
GRAND TOTAL		7,451	100%	3.1% ▲	+226	GRAND TOTAL	100%	100%	

Dispositions by Division & Code

Division	Case Type Description	Code	Summary	Change	% Change	Absolute Change	
Adult	Civil Support	VS	836	▲	+10.3%	+78	
	Show Cause	SC	813	▲	+4.8%	+37	
	Misdemeanor	CM	648	▲	+10.8%	+63	
	Other	OT	603	▲	+9.6%	+53	
	Felony	CF	341	▲	+24.9%	+68	
	Family Abuse - Protective Order	FP	298	▲	+23.1%	+56	
	Capias	CA	174	▼	+1.2%	+2	
	Remand Support	RS	70	▲	+4.5%	+3	
	Motion - Protective Order	MP	68	▲	+13.3%	+8	
	Non-Family Abuse Protective Order	AP	36	▲	+16.1%	+5	
	Violation of Protective Order	PV	15	▼	-37.5%	-9	
	Restricted License for Non-Support	SL	6	▲	+200.0%	+4	
	Criminal Support	CS	5	▼	-37.5%	-3	
	Protective Order	PC	1	▲	-	+1	
Violation Family Abuse Protective Order	PS	0	▼	-100.0%	-3		
Total			3,914	▲	10.2%	+363	
Juvenile	Custody Visitation	CV	2,277	▼	-9.8%	-247	
	Misdemeanor	DM	346	▲	+27.2%	+74	
	Felony	DF	109	▲	+43.4%	+33	
	Remand Custody	RC	107	▲	+12.6%	+12	
	Remand Visitation	RV	104	▲	+8.3%	+8	
	Paternity	PT	103	▲	+22.6%	+19	
	Traffic	T	85	▼	-6.6%	-6	
	Show Cause	SC	48	▲	+23.1%	+9	
	Foster Care Review	FC	44	▼	-29.0%	-18	
	Abuse and Neglect	AN	38	▼	-5.0%	-2	
	Non-Family Abuse Protective Order	AP	38	▼	-34.5%	-20	
	Truancy	TR	36	▲	+38.5%	+10	
	Permanency Planning	PH	34	▲	+30.8%	+8	
	Status	ST	26	▲	+85.7%	+12	
	Voluntary Continuing Services and Support Agree	VA	26	▲	+18.2%	+4	
	Child In Need of Services	CS	24	▲	+26.3%	+5	
	Initial Foster Care	IF	14	▼	-30.0%	-6	
	Terminate Parental Rights	TP	13	▼	-27.8%	-5	
	Child at Risk	RI	12	▼	-47.8%	-11	
	Temporary Detention Order	TD	11	▼	-54.2%	-13	
	Other	OT	10	▼	-28.6%	-4	
	Special Immigrant Juvenile Status	SI	10	▲	+400.0%	+8	
	Relief of Custody	CR	7	▼	-46.2%	-6	
	Emergency Custody Order	EC	6	↔		-	
	Motion - Protective Order	MP	3	↔		-	
	Capias	CA	2	▲	+100.0%	+1	
	Violation Family Abuse Protective Order	PS	2	▲	-	+2	
	Entrustment	ET	1	▲	-	+1	
	Family Abuse - Protective Order	FP	1	▼	-50.0%	-1	
	Emancipation	EP	0	▼	-100.0%	-1	
	Qualified Residential Treatment	QR	0	▼	-100.0%	-3	
	Total			3,537	▼	-3.7%	-137
	GRAND TOTAL			7,451	▲	3.1%	+226

* Compared to same time period as previous year
 ** Case Type Categories are defined in the 2017 Virginia Judicial Workload Assessment
 The data reported reflect the case management system. The case types reported may not necessitate judicial involvement.

Dispositions by Major Case Category**

Category	Summary	Change	% Change	Absolute Change
Adult Criminal	1,496	▲	+11.5%	+154
Child Dependency	189	▲	-16.7%	-38
Child in Need of Services/Supervision	61	▲	+32.6%	+15
Custody and Visitation	2,380	▲	-8.7%	-228
Delinquency	506	▲	+30.7%	+119
Juvenile Miscellaneous	26	▼	+62.5%	+10
New to Workload Study	10	▲	+400.0%	+8
Other	911	▲	+7.1%	+60
Protective Orders	444	▼	+12.1%	+48
Support	1,343	▲	+6.7%	+84
Traffic	85	▼	-6.6%	-6
GRAND TOTAL	7,451	▲	3.1%	+226

* Compared to same time period as previous year

** Case Type Categories are defined in the 2017 Virginia Judicial Workload Assessment

The data reported reflect the case management system. The case types reported may not necessitate judicial involvement.

2024 Overall GRAND TOTAL		Distribution of Caseload			Change*		Percentage (%) of Caseload		
7,320	-52 -0.7%	Adult	3,650	50%	-2.1% ▼	-77	Adult	50.6%	49.9%
2024		Juvenile	3,670	50%	0.7% ▲	+25	Juvenile	49.4%	50.1%
2023		GRAND TOTAL	7,320	100%	-0.7% ▼	-52	GRAND TOTAL	100%	100%

Dispositions by Division & Code

Division	Case Type Description	Code	Summary	Change	% Change	Absolute Change	
Adult	Misdemeanor	CM	810	▼	-4.7%	-40	
	Civil Support	VS	749	▼	-2.9%	-22	
	Other	OT	605	▼	-9.0%	-60	
	Show Cause	SC	513	▲	+0.2%	+1	
	Felony	CF	359	▲	+12.9%	+41	
	Capias	CA	282	▲	-7.5%	-23	
	Family Abuse - Protective Order	FP	251	▲	+9.6%	+22	
	Non-Family Abuse Protective Order	AP	34	▲	+70.0%	+14	
	Motion - Protective Order	MP	18	▲	+12.5%	+2	
	Remand Support	RS	15	↔		-	
	Violation of Protective Order	PV	5	▼	-68.8%	-11	
	Violation Family Abuse Protective Order	PS	3	▲	+50.0%	+1	
	Criminal Support	CS	2	▼	-33.3%	-1	
	Emergency Custody Order	EC	2	▲	-	+2	
	Restricted License for Non-Support	SL	2	▼	-60.0%	-3	
	Total		3,650	▼	-2.1%	-77	
Juvenile	Custody Visitation	CV	2,168	▼	-2.4%	-54	
	Paternity	PT	392	▼	-0.3%	-1	
	Misdemeanor	DM	340	▲	+6.6%	+21	
	Traffic	T	160	↔		-	
	Felony	DF	132	▼	-2.9%	-4	
	Status	ST	58	▲	+31.8%	+14	
	Foster Care Review	FC	45	▲	+21.6%	+8	
	Special Immigrant Juvenile Status	SI	42	▲	+200.0%	+28	
	Permanency Planning	PH	41	▲	+20.6%	+7	
	Show Cause	SC	38	▲	+137.5%	+22	
	Civil Violation	CI	29	▲	+7.4%	+2	
	Child In Need of Services	CS	26	▼	-3.7%	-1	
	Initial Foster Care	IF	25	▲	+31.6%	+6	
	Other	OT	22	▲	+69.2%	+9	
	Temporary Detention Order	TD	22	▲	+10.0%	+2	
	Capias	CA	21	▼	-25.0%	-7	
	Abuse and Neglect	AN	18	▼	-47.1%	-16	
	Terminate Parental Rights	TP	18	▲	+5.9%	+1	
	Truancy	TR	16	▲	+433.3%	+13	
	Non-Family Abuse Protective Order	AP	15	▲	+150.0%	+9	
	Remand Custody	RC	12	▼	-50.0%	-12	
	Remand Visitation	RV	12	▼	-50.0%	-12	
	Emergency Custody Order	EC	6	▼	-60.0%	-9	
	Child at Risk	RI	3	▲	-	+3	
	Motion - Protective Order	MP	3	▲	-	+3	
	Family Abuse - Protective Order	FP	2	▼	-50.0%	-2	
	Relief of Custody	CR	2	▲	-	+2	
	Juvenile Support	JS	1	▲	-	+1	
	Voluntary Continuing Services and Support Agree	VA	1	▲	-	+1	
	Emancipation	EP	0	▼	-100.0%	-2	
	Entrustment	ET	0	▼	-100.0%	-2	
	Qualified Residential Treatment	QR	0	▼	-100.0%	-4	
	Violation Family Abuse Protective Order	PS	0	▼	-100.0%	-1	
		Total		3,670	▲	0.7%	+25

* Compared to same time period as previous year

** Case Type Categories are defined in the 2017 Virginia Judicial Workload Assessment

The data reported reflect the case management system. The case types reported may not necessitate judicial involvement.

	Summary	Change	% Change	Absolute Change
GRAND TOTAL	7,320	▼	-0.7%	-52

Dispositions by Major Case Category**

Category	Summary	Change	% Change	Absolute Change
Adult Criminal	1,806	▼	-2.6%	-49
Child Dependency	153	▲	+4.1%	+6
Child in Need of Services/Supervision	46	▲	+53.3%	+16
Custody and Visitation	2,560	▼	-2.1%	-56
Delinquency	527	▼	+5.6%	+28
Juvenile Miscellaneous	58	▲	+26.1%	+12
New to Workload Study	71	▲	+73.2%	+30
Other	696	▲	-10.3%	-80
Protective Orders	323	▲	+17.5%	+48
Support	920	▲	-0.8%	-7
Traffic	160	↔		0
GRAND TOTAL	7,320	▼	-0.7%	-52

* Compared to same time period as previous year

** Case Type Categories are defined in the 2017 Virginia Judicial Workload Assessment

The data reported reflect the case management system. The case types reported may not necessitate judicial involvement.

2024 Overall GRAND TOTAL		Distribution of Caseload			Change*		Percentage (%) of Caseload		
1,143	-79 -6.5%	Adult	580	51%	-4.3% ▼	-26	Adult	49.6%	50.7%
2024		Juvenile	563	49%	-8.6% ▼	-53	Juvenile	50.4%	49.3%
2023		GRAND TOTAL	1,143	100%	-6.5% ▼	-79	GRAND TOTAL	100%	100%

Dispositions by Division & Code

Division	Case Type Description	Code	Summary	Change	% Change	Absolute Change	
Adult	Other	OT	122	▲	+20.8%	+21	
	Show Cause	SC	110	▼	-8.3%	-10	
	Civil Support	VS	106	▼	-17.2%	-22	
	Misdemeanor	CM	99	▼	-18.9%	-23	
	Family Abuse - Protective Order	FP	57	▲	+14.0%	+7	
	Felony	CF	45	▲	+104.5%	+23	
	Capias	CA	20	▲	-16.7%	-4	
	Motion - Protective Order	MP	11	▼	-15.4%	-2	
	Non-Family Abuse Protective Order	AP	3	▼	-62.5%	-5	
	Remand Support	RS	3	▼	-75.0%	-9	
	Violation of Protective Order	PV	3	↔		-	
	Restricted License for Non-Support	SL	1	▼	-50.0%	-1	
	Violation Family Abuse Protective Order	PS	0	▼	-100.0%	-1	
	Total			580	▼	-4.3%	-26
Juvenile	Custody Visitation	CV	365	▼	-14.1%	-60	
	Misdemeanor	DM	57	▲	+62.9%	+22	
	Show Cause	SC	28	▼	-9.7%	-3	
	Traffic	T	25	▲	+78.6%	+11	
	Child In Need of Services	CS	14	▲	+75.0%	+6	
	Truancy	TR	14	▲	+27.3%	+3	
	Paternity	PT	10	▼	-47.4%	-9	
	Remand Custody	RC	9	▼	-40.0%	-6	
	Remand Visitation	RV	9	▼	-30.8%	-4	
	Child at Risk	RI	7	▲	-	+7	
	Foster Care Review	FC	4	▼	-33.3%	-2	
	Permanency Planning	PH	4	▼	-42.9%	-3	
	Abuse and Neglect	AN	3	▲	-	+3	
	Motion - Protective Order	MP	3	▲	+50.0%	+1	
	Non-Family Abuse Protective Order	AP	3	↔		-	
	Civil Violation	CI	2	▲	-	+2	
	Other	OT	2	▼	-33.3%	-1	
	Emergency Custody Order	EC	1	↔		-	
	Initial Foster Care	IF	1	▼	-50.0%	-1	
	Temporary Detention Order	TD	1	▼	-80.0%	-4	
	Voluntary Continuing Services and Support Agreem	VA	1	▼	-80.0%	-4	
	Capias	CA	0	▼	-100.0%	-1	
	Felony	DF	0	▼	-100.0%	-5	
	Relief of Custody	CR	0	▼	-100.0%	-1	
	Status	ST	0	▼	-100.0%	-3	
	Terminate Parental Rights	TP	0	▼	-100.0%	-1	
	Total			563	▼	-8.6%	-53
	GRAND TOTAL			1,143	▼	-6.5%	-79

Dispositions by Major Case Category**

Category	Summary	Change	% Change	Absolute Change
Adult Criminal	241	▼	-5.9%	-15
Child Dependency	20	▲	-9.1%	-2

* Compared to same time period as previous year
 ** Case Type Categories are defined in the 2017 Virginia Judicial Workload Assessment
 The data reported reflect the case management system. The case types reported may not necessitate judicial involvement.

Child in Need of Services/Supervision	28	▲	+47.4%	+9
Custody and Visitation	375	▼	-15.5%	-69
Delinquency	85	▼	+18.1%	+13
Juvenile Miscellaneous	0	▼	-100.0%	-3
New to Workload Study	2	▲	-	+2
Other	147	▼	-2.0%	-3
Protective Orders	77	▼	+1.3%	+1
Support	143	▲	-13.9%	-23
Traffic	25	▲	+78.6%	+11
GRAND TOTAL	1,143	▼	-6.5%	-79

* Compared to same time period as previous year

** Case Type Categories are defined in the 2017 Virginia Judicial Workload Assessment

The data reported reflect the case management system. The case types reported may not necessitate judicial involvement.

2024 Overall GRAND TOTAL		Distribution of Caseload			Change*		Percentage (%) of Caseload		
2,959	-14 -0.5%	Adult	1,472	50%	3.7% ▲	+53	Adult	47.7%	49.7%
2024		Juvenile	1,487	50%	-4.3% ▼	-67	Juvenile	52.3%	50.3%
2023		GRAND TOTAL	2,959	100%	-0.5% ▼	-14	GRAND TOTAL	100%	100%

Dispositions by Division & Code

Division	Case Type Description	Code	Summary	Change	% Change	Absolute Change	
Adult	Show Cause	SC	343	▲	+14.7%	+44	
	Misdemeanor	CM	308	▲	+10.0%	+28	
	Other	OT	278	▲	+36.3%	+74	
	Civil Support	VS	204	▼	-9.7%	-22	
	Family Abuse - Protective Order	FP	107	▲	+84.5%	+49	
	Felony	CF	73	▼	-33.0%	-36	
	Capias	CA	72	▼	-18.2%	-16	
	Non-Family Abuse Protective Order	AP	34	▼	-53.4%	-39	
	Motion - Protective Order	MP	27	▼	-40.0%	-18	
	Violation of Protective Order	PV	18	▼	-35.7%	-10	
	Remand Support	RS	7	↔		-	
	Violation Family Abuse Protective Order	PS	1	↔		-	
	Restricted License for Non-Support	SL	0	▼	-100.0%	-1	
	Total		1,472	▲	3.7%	+53	
Juvenile	Custody Visitation	CV	718	▼	-14.7%	-124	
	Misdemeanor	DM	122	▲	+22.0%	+22	
	Traffic	T	112	▼	-6.7%	-8	
	Abuse and Neglect	AN	75	▼	-9.6%	-8	
	Foster Care Review	FC	57	▲	+26.7%	+12	
	Permanency Planning	PH	56	▼	-8.2%	-5	
	Initial Foster Care	IF	47	▲	+95.8%	+23	
	Felony	DF	40	▼	-50.0%	-40	
	Special Immigrant Juvenile Status	SI	36	▼	-18.2%	-8	
	Motion - Protective Order	MP	35	▲	+45.8%	+11	
	Paternity	PT	25	▲	+66.7%	+10	
	Child In Need of Services	CS	22	▲	+4.8%	+1	
	Truancy	TR	21	▲	+90.9%	+10	
	Terminate Parental Rights	TP	18	↔		-	
	Non-Family Abuse Protective Order	AP	17	▲	+240.0%	+12	
	Remand Custody	RC	12	▲	-	+12	
	Status	ST	12	▼	-14.3%	-2	
	Temporary Detention Order	TD	12	▼	-20.0%	-3	
	Remand Visitation	RV	11	▲	-	+11	
	Relief of Custody	CR	9	▲	+200.0%	+6	
	Emergency Custody Order	EC	7	▼	-22.2%	-2	
	Family Abuse - Protective Order	FP	5	▲	+400.0%	+4	
	Other	OT	5	▼	-16.7%	-1	
	Show Cause	SC	5	▲	+25.0%	+1	
	Voluntary Continuing Services and Support Agreem	VA	4	▼	-20.0%	-1	
	Civil Violation	CI	2	▼	-33.3%	-1	
	Restoration of Parental Rights	RR	2	▲	-	+2	
	Qualified Residential Treatment	QR	0	▼	-100.0%	-1	
		Total		1,487	▼	-4.3%	-67
	GRAND TOTAL			2,959	▼	-0.5%	-14

* Compared to same time period as previous year
 ** Case Type Categories are defined in the 2017 Virginia Judicial Workload Assessment
 The data reported reflect the case management system. The case types reported may not necessitate judicial involvement.

Dispositions by Major Case Category**

Category	Summary	Change	% Change	Absolute Change
Adult Criminal	697	▼	+4.2%	+28
Child Dependency	266	▲	+10.8%	+26
Child in Need of Services/Supervision	43	▲	+34.4%	+11
Custody and Visitation	743	▲	-13.3%	-114
Delinquency	167	▼	-9.2%	-17
Juvenile Miscellaneous	12	▼	-20.0%	-3
New to Workload Study	38	▼	-19.1%	-9
Other	334	▲	+39.2%	+94
Protective Orders	225	▲	+9.2%	+19
Support	322	▼	-11.3%	-41
Traffic	112	▼	-6.7%	-8
GRAND TOTAL	2,959	▼	-0.5%	-14

* Compared to same time period as previous year

** Case Type Categories are defined in the 2017 Virginia Judicial Workload Assessment

The data reported reflect the case management system. The case types reported may not necessitate judicial involvement.

2024 Overall GRAND TOTAL		Distribution of Caseload			Change*		Percentage (%) of Caseload		
1,562	-168 -9.7%	Adult	960	61%	-6.5% ▼	-67	Adult	59.4%	61.5%
2024		Juvenile	602	39%	-14.4% ▼	-101	Juvenile	40.6%	38.5%
2023		GRAND TOTAL	1,562	100%	-9.7% ▼	-168	GRAND TOTAL	100%	100%

Dispositions by Division & Code

Division	Case Type Description	Code	Summary	Change	% Change	Absolute Change
Adult	Show Cause	SC	243	▲	+15.2%	+32
	Misdemeanor	CM	193	▼	-11.5%	-25
	Other	OT	188	▼	-20.3%	-48
	Civil Support	VS	115	▲	+9.5%	+10
	Capias	CA	107	▼	+5.9%	+6
	Family Abuse - Protective Order	FP	47	▼	-23.0%	-14
	Felony	CF	41	▼	-19.6%	-10
	Motion - Protective Order	MP	11	▼	-31.3%	-5
	Violation of Protective Order	PV	10	▼	-23.1%	-3
	Non-Family Abuse Protective Order	AP	4	▼	-55.6%	-5
	Remand Support	RS	1	▼	-75.0%	-3
	Restricted License for Non-Support	SL	0	▼	-100.0%	-2
	Total			960	▼	-6.5%
Juvenile	Custody Visitation	CV	227	▼	-31.6%	-105
	Misdemeanor	DM	88	▲	+8.6%	+7
	Abuse and Neglect	AN	52	▲	+44.4%	+16
	Initial Foster Care	IF	44	▲	+214.3%	+30
	Traffic	T	37	▲	+8.8%	+3
	Foster Care Review	FC	36	▲	+71.4%	+15
	Felony	DF	31	▼	-8.8%	-3
	Permanency Planning	PH	21	▼	-25.0%	-7
	Paternity	PT	11	▼	-15.4%	-2
	Special Immigrant Juvenile Status	SI	11	▲	+57.1%	+4
	Terminate Parental Rights	TP	7	▲	+75.0%	+3
	Temporary Detention Order	TD	5	▼	-80.8%	-21
	Child In Need of Services	CS	4	▼	-42.9%	-3
	Emergency Custody Order	EC	4	▼	-63.6%	-7
	Non-Family Abuse Protective Order	AP	4	▼	-66.7%	-8
	Truancy	TR	4	▲	+100.0%	+2
	Motion - Protective Order	MP	3	▼	-50.0%	-3
	Other	OT	3	▲	-62.5%	-5
	Show Cause	SC	3	▼	-40.0%	-2
	Voluntary Continuing Services and Support Agreem	VA	3	▼	-40.0%	-2
	Family Abuse - Protective Order	FP	2	▲	-	+2
	Status	ST	2	▼	-84.6%	-11
	Relief of Custody	CR	0	▼	-100.0%	-3
	Remand Custody	RC	0	▼	-100.0%	-1
	Total			602	▼	-14.4%
GRAND TOTAL			1,562	▼	-9.7%	-168

Dispositions by Major Case Category**

Category	Summary	Change	% Change	Absolute Change
Adult Criminal	467	▼	+0.6%	+3
Child Dependency	163	▲	+46.8%	+52
Child in Need of Services/Supervision	8	▲	-11.1%	-1
Custody and Visitation	238	▼	-31.0%	-107
Delinquency	122	▼	+1.7%	+2

* Compared to same time period as previous year
 ** Case Type Categories are defined in the 2017 Virginia Judicial Workload Assessment
 The data reported reflect the case management system. The case types reported may not necessitate judicial involvement.

Juvenile Miscellaneous	3	▲	-76.9%	-10
New to Workload Study	11	▲	+57.1%	+4
Other	200	▼	-30.1%	-86
Protective Orders	71	▲	-31.7%	-33
Support	242	▼	+2.1%	+5
Traffic	37	▲	+8.8%	+3
GRAND TOTAL	1,562	▼	-9.7%	-168

* Compared to same time period as previous year

** Case Type Categories are defined in the 2017 Virginia Judicial Workload Assessment

The data reported reflect the case management system. The case types reported may not necessitate judicial involvement.

2024 Overall GRAND TOTAL		Distribution of Caseload		Change*		Percentage (%) of Caseload			
2,886	-137 -4.5%	Adult	1,525	53%	-7.0% ▼	-115	Adult	54.3%	52.8%
		Juvenile	1,361	47%	-1.6% ▼	-22	Juvenile	45.7%	47.2%
		GRAND TOTAL	2,886	100%	-4.5% ▼	-137	GRAND TOTAL	100%	100%

Dispositions by Division & Code

Division	Case Type Description	Code	Summary	Change	% Change	Absolute Change	
Adult	Show Cause	SC	421	▲	-18.6%	-96	
	Misdemeanor	CM	287	▲	+5.1%	+14	
	Civil Support	VS	273	▼	-7.5%	-22	
	Other	OT	163	▼	+0.6%	+1	
	Capias	CA	129	▲	+22.9%	+24	
	Family Abuse - Protective Order	FP	107	▼	-5.3%	-6	
	Felony	CF	66	▼	-34.7%	-35	
	Motion - Protective Order	MP	40	▲	+21.2%	+7	
	Remand Support	RS	15	▲	+25.0%	+3	
	Violation of Protective Order	PV	11	▼	-8.3%	-1	
	Non-Family Abuse Protective Order	AP	8	↔		-	
	Restricted License for Non-Support	SL	5	▼	-16.7%	-1	
	Return of Desposit (Bondsman)	RD	0	▼	-100.0%	-1	
	Violation Family Abuse Protective Order	PS	0	▼	-100.0%	-2	
	Total		1,525	▼	-7.0%	-115	
Juvenile	Custody Visitation	CV	806	▼	-6.8%	-59	
	Misdemeanor	DM	167	▲	+17.6%	+25	
	Traffic	T	83	▼	-4.6%	-4	
	Felony	DF	51	▲	+70.0%	+21	
	Special Immigrant Juvenile Status	SI	48	▲	+140.0%	+28	
	Child In Need of Services	CS	28	▲	+7.7%	+2	
	Remand Custody	RC	22	▲	+15.8%	+3	
	Remand Visitation	RV	22	▲	+15.8%	+3	
	Show Cause	SC	22	▲	+214.3%	+15	
	Paternity	PT	16	▼	-11.1%	-2	
	Permanency Planning	PH	13	▼	-7.1%	-1	
	Status	ST	10	▼	-9.1%	-1	
	Child at Risk	RI	9	▼	-18.2%	-2	
	Non-Family Abuse Protective Order	AP	8	▼	-68.0%	-17	
	Temporary Detention Order	TD	8	▼	-11.1%	-1	
	Civil Violation	CI	7	▲	+16.7%	+1	
	Truancy	TR	7	↔		-	
	Abuse and Neglect	AN	6	▼	-25.0%	-2	
	Initial Foster Care	IF	6	▲	+20.0%	+1	
	Motion - Protective Order	MP	6	▼	-14.3%	-1	
	Foster Care Review	FC	3	▼	-80.0%	-12	
	Capias	CA	2	↔		-	
	Emergency Custody Order	EC	2	▼	-33.3%	-1	
	Family Abuse - Protective Order	FP	2	▲	+100.0%	+1	
	Terminate Parental Rights	TP	2	↔		-	
	Emancipation	EP	1	↔		-	
	Entrustment	ET	1	↔		-	
	Other	OT	1	▼	-87.5%	-7	
	Relief of Custody	CR	1	▼	-83.3%	-5	
	Voluntary Continuing Services and Support Agree	VA	1	▼	-75.0%	-3	
	Violation of Protective Order	PV	0	▼	-100.0%	-4	
		Total		1,361	▼	-1.6%	-22
		GRAND TOTAL		2,886	▼	-4.5%	-137

* Compared to same time period as previous year

** Case Type Categories are defined in the 2017 Virginia Judicial Workload Assessment

The data reported reflect the case management system. The case types reported may not necessitate judicial involvement.

Dispositions by Major Case Category**

Category	Summary	Change	% Change	Absolute Change
Adult Criminal	739	▼	-17.5%	-157
Child Dependency	42	▼	-36.4%	-24
Child in Need of Services/Supervision	49	▲	+36.1%	+13
Custody and Visitation	822	▼	-6.9%	-61
Delinquency	228	▲	+25.3%	+46
Juvenile Miscellaneous	11	▼	-8.3%	-1
New to Workload Study	55	▲	+111.5%	+29
Other	233	▼		0
Protective Orders	171	▲	-8.6%	-16
Support	453	▲	+9.2%	+38
Traffic	83	▼	-4.6%	-4
GRAND TOTAL	2,886	▼	-4.5%	-137

* Compared to same time period as previous year

** Case Type Categories are defined in the 2017 Virginia Judicial Workload Assessment

The data reported reflect the case management system. The case types reported may not necessitate judicial involvement.

2024 Overall GRAND TOTAL		Distribution of Caseload			Change*		Percentage (%) of Caseload		
1,042 +134 14.8% 	Adult Juvenile GRAND TOTAL	524	50%	34.0% ▲	+133	43.1%	50.3%		
		518	50%	0.2% ▲	+1	56.9%	49.7%		
		1,042	100%	14.8% ▲	+134	100%	100%		

Dispositions by Division & Code

Division	Case Type Description	Code	Summary	Change	% Change	Absolute Change
Adult	Show Cause	SC	128	▲	+60.0%	+48
	Civil Support	VS	97	▲	+19.8%	+16
	Other	OT	74	▲	+27.6%	+16
	Misdemeanor	CM	73	▲	+30.4%	+17
	Felony	CF	48	▲	+108.7%	+25
	Family Abuse - Protective Order	FP	37	▲	+19.4%	+6
	Capias	CA	24	▼	+20.0%	+4
	Remand Support	RS	21	▲	+31.3%	+5
	Motion - Protective Order	MP	12	▲	+9.1%	+1
	Non-Family Abuse Protective Order	AP	5	▼	-44.4%	-4
	Violation of Protective Order	PV	4	↔		-
	Bond Forfeiture	BF	1	▲	-	+1
	Protective Order	PC	0	▼	-100.0%	-2
	Total		524	▲	34.0%	+133
Juvenile	Custody Visitation	CV	303	▼	-10.6%	-36
	Misdemeanor	DM	47	▲	+74.1%	+20
	Permanency Planning	PH	27	▲	+200.0%	+18
	Traffic	T	26	▼	-31.6%	-12
	Remand Custody	RC	17	▲	+6.3%	+1
	Remand Visitation	RV	17	▲	+88.9%	+8
	Foster Care Review	FC	14	▲	+16.7%	+2
	Felony	DF	13	▲	+62.5%	+5
	Abuse and Neglect	AN	10	▼	-33.3%	-5
	Child In Need of Services	CS	7	▼	-22.2%	-2
	Initial Foster Care	IF	7	▼	-22.2%	-2
	Truancy	TR	7	▲	+75.0%	+3
	Non-Family Abuse Protective Order	AP	5	▼	-16.7%	-1
	Temporary Detention Order	TD	5	▲	+66.7%	+2
	Voluntary Continuing Services and Support Agreem	VA	5	▲	+150.0%	+3
	Other	OT	4	▲	+100.0%	+2
	Paternity	PT	2	▲	+100.0%	+1
	Show Cause	SC	2	▲	+100.0%	+1
	Capias	CA	0	▼	-100.0%	-1
	Emergency Custody Order	EC	0	▼	-100.0%	-2
	Motion - Protective Order	MP	0	▼	-100.0%	-1
	Relief of Custody	CR	0	▼	-100.0%	-1
	Terminate Parental Rights	TP	0	▼	-100.0%	-2
	Total		518	▲	0.2%	+1
GRAND TOTAL			1,042	▲	14.8%	+134

Dispositions by Major Case Category**

Category	Summary	Change	% Change	Absolute Change
Adult Criminal	245	▲	+56.1%	+88
Child Dependency	63	▲	+26.0%	+13
Child in Need of Services/Supervision	14	▲	+7.7%	+1
Custody and Visitation	305	▲	-10.3%	-35
Delinquency	62	▲	+67.6%	+25

* Compared to same time period as previous year
 ** Case Type Categories are defined in the 2017 Virginia Judicial Workload Assessment
 The data reported reflect the case management system. The case types reported may not necessitate judicial involvement.

CPSS - JCMS CASELOAD STATISTICS OF THE JUVENILE & DOMESTIC RELATIONS DISTRICT COURTS
 January 2024 thru October 2024 Dispositions (Compared to January 2023 thru October 2023)

Fluvanna

District: 16 FIPS: 065

Other	138	▲	+30.2%	+32
Protective Orders	59	▼	+1.7%	+1
Support	130	▼	+19.3%	+21
Traffic	26	▼	-31.6%	-12
GRAND TOTAL	1,042	▲	14.8%	+134

* Compared to same time period as previous year
 ** Case Type Categories are defined in the 2017 Virginia Judicial Workload Assessment
 The data reported reflect the case management system. The case types reported may not necessitate judicial involvement.
 11/15/2024 11:03:03AM Source: SCV-SQL-Information

2024 Overall GRAND TOTAL		Distribution of Caseload		Change*		Percentage (%) of Caseload			
635	-72 -10.2%	Adult	248	39%	-14.2% ▼	-41	Adult	40.9%	39.1%
2024		Juvenile	387	61%	-7.4% ▼	-31	Juvenile	59.1%	60.9%
2023		GRAND TOTAL	635	100%	-10.2% ▼	-72	GRAND TOTAL	100%	100%

Dispositions by Division & Code

Division	Case Type Description	Code	Summary	Change	% Change	Absolute Change	
Adult	Misdemeanor	CM	63	▼	-26.7%	-23	
	Other	OT	51	▲	+2.0%	+1	
	Show Cause	SC	39	▲	-11.4%	-5	
	Civil Support	VS	35	▼	-22.2%	-10	
	Felony	CF	21	▲	+250.0%	+15	
	Capias	CA	17	▲	+6.3%	+1	
	Family Abuse - Protective Order	FP	17	▲	+13.3%	+2	
	Violation of Protective Order	PV	4	▼	-66.7%	-8	
	Remand Support	RS	1	▼	-85.7%	-6	
	Motion - Protective Order	MP	0	▼	-100.0%	-2	
	Violation Family Abuse Protective Order	PS	0	▼	-100.0%	-6	
	Total		248	▼	-14.2%	-41	
Juvenile	Custody Visitation	CV	165	▼	-12.2%	-23	
	Misdemeanor	DM	86	▲	+3.6%	+3	
	Traffic	T	69	▼	-6.8%	-5	
	Felony	DF	18	▲	+125.0%	+10	
	Permanency Planning	PH	8	▲	+60.0%	+3	
	Abuse and Neglect	AN	5	▼	-44.4%	-4	
	Motion - Protective Order	MP	5	▲	-	+5	
	Capias	CA	4	▲	-	+4	
	Status	ST	4	↔	-	-	
	Emergency Custody Order	EC	3	▲	+200.0%	+2	
	Remand Custody	RC	3	▼	-75.0%	-9	
	Remand Visitation	RV	3	▼	-72.7%	-8	
	Voluntary Continuing Services and Support Agree	VA	3	▲	+200.0%	+2	
	Child In Need of Services	CS	2	▼	-66.7%	-4	
	Non-Family Abuse Protective Order	AP	2	▲	-	+2	
	Special Immigrant Juvenile Status	SI	2	▲	-	+2	
	Civil Violation	CI	1	▲	-	+1	
	Foster Care Review	FC	1	▼	-80.0%	-4	
	Initial Foster Care	IF	1	▼	-80.0%	-4	
	Other	OT	1	▲	-	+1	
	Truancy	TR	1	▲	-	+1	
	Child at Risk	RI	0	▼	-100.0%	-1	
	Family Abuse - Protective Order	FP	0	▼	-100.0%	-1	
	Paternity	PT	0	▼	-100.0%	-1	
	Show Cause	SC	0	▼	-100.0%	-1	
	Temporary Detention Order	TD	0	▼	-100.0%	-2	
		Total		387	▼	-7.4%	-31
	GRAND TOTAL			635	▼	-10.2%	-72

Dispositions by Major Case Category**

Category	Summary	Change	% Change	Absolute Change
Adult Criminal	129	▲	-18.9%	-30
Child Dependency	18	▼	-30.8%	-8
Child in Need of Services/Supervision	3	▲	-57.1%	-4
Custody and Visitation	166	▲	-12.2%	-23

* Compared to same time period as previous year
 ** Case Type Categories are defined in the 2017 Virginia Judicial Workload Assessment
 The data reported reflect the case management system. The case types reported may not necessitate judicial involvement.

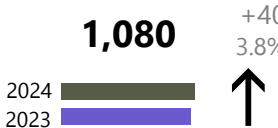
CPSS - JCMS CASELOAD STATISTICS OF THE JUVENILE & DOMESTIC RELATIONS DISTRICT COURTS
 January 2024 thru October 2024 Dispositions (Compared to January 2023 thru October 2023)

Delinquency	107	▲	+17.6%	+16
Juvenile Miscellaneous	4	↔		0
New to Workload Study	3	▲	-	+3
Other	62	▲	-25.3%	-21
Protective Orders	24	▲	+33.3%	+6
Support	50	▲	-10.7%	-6
Traffic	69	▼	-6.8%	-5
GRAND TOTAL	635	▼	-10.2%	-72

* Compared to same time period as previous year

** Case Type Categories are defined in the 2017 Virginia Judicial Workload Assessment

The data reported reflect the case management system. The case types reported may not necessitate judicial involvement.

2024 Overall GRAND TOTAL		Distribution of Caseload		Change*		Percentage (%) of Caseload			
1,080 	+40	Adult	522	48%	4.2% ▲	+21	Adult	48.2%	48.3%
	3.8%	Juvenile	558	52%	3.5% ▲	+19	Juvenile	51.8%	51.7%
GRAND TOTAL 1,080		GRAND TOTAL 1,080		100%	3.8% ▲	+40	GRAND TOTAL 100%		100%

Dispositions by Division & Code

Division	Case Type Description	Code	Summary	Change	% Change	Absolute Change
Adult	Misdemeanor	CM	114	▲	+3.6%	+4
	Show Cause	SC	111	▲	+35.4%	+29
	Civil Support	VS	98	▲	+10.1%	+9
	Other	OT	72	▲	+14.3%	+9
	Family Abuse - Protective Order	FP	54	▲	+14.9%	+7
	Capias	CA	28	▲	+100.0%	+14
	Felony	CF	20	▼	-9.1%	-2
	Violation of Protective Order	PV	10	▼	-80.4%	-41
	Motion - Protective Order	MP	8	▼	-55.6%	-10
	Non-Family Abuse Protective Order	AP	5	▲	+66.7%	+2
Remand Support	RS	2	↔		-	
Total			522	▲	4.2%	+21
Juvenile	Custody Visitation	CV	335	▲	+10.2%	+31
	Traffic	T	46	▲	+31.4%	+11
	Misdemeanor	DM	34	▼	-38.2%	-21
	Foster Care Review	FC	16	▲	+6.7%	+1
	Non-Family Abuse Protective Order	AP	15	▲	+650.0%	+13
	Child In Need of Services	CS	13	▲	+44.4%	+4
	Abuse and Neglect	AN	12	▼	-25.0%	-4
	Permanency Planning	PH	12	▼	-53.8%	-14
	Special Immigrant Juvenile Status	SI	10	▲	+100.0%	+5
	Entrustment	ET	9	▲	-	+9
	Felony	DF	7	▼	-46.2%	-6
	Initial Foster Care	IF	6	▼	-40.0%	-4
	Paternity	PT	6	▲	+50.0%	+2
	Show Cause	SC	6	▲	-	+6
	Status	ST	5	▲	-	+5
	Other	OT	4	▲	+300.0%	+3
	Terminate Parental Rights	TP	4	▼	-73.3%	-11
	Motion - Protective Order	MP	3	▲	+50.0%	+1
	Voluntary Continuing Services and Support Agree	VA	3	↔		-
	Remand Custody	RC	2	▼	-50.0%	-2
	Remand Visitation	RV	2	▼	-50.0%	-2
	Truancy	TR	2	▼	-33.3%	-1
	Capias	CA	1	▲	-	+1
	Child at Risk	RI	1	▼	-66.7%	-2
	Emergency Custody Order	EC	1	▼	-66.7%	-2
	Family Abuse - Protective Order	FP	1	↔		-
	Relief of Custody	CR	1	▲	-	+1
	Temporary Detention Order	TD	1	▼	-75.0%	-3
	Civil Violation	CI	0	▼	-100.0%	-1
	Qualified Residential Treatment	QR	0	▼	-100.0%	-1
Total			558	▲	3.5%	+19
GRAND TOTAL			1,080	▲	3.8%	+40

* Compared to same time period as previous year

** Case Type Categories are defined in the 2017 Virginia Judicial Workload Assessment

The data reported reflect the case management system. The case types reported may not necessitate judicial involvement.

Dispositions by Major Case Category**

Category	Summary	Change	% Change	Absolute Change
Adult Criminal	231	▲	-9.4%	-24
Child Dependency	64	▲	-28.1%	-25
Child in Need of Services/Supervision	15	▲	+25.0%	+3
Custody and Visitation	341	▲	+10.7%	+33
Delinquency	48	▲	-29.4%	-20
Juvenile Miscellaneous	5	▲	-	+5
New to Workload Study	10	↔	+66.7%	+4
Other	84	▲	+3.7%	+3
Protective Orders	86	▲	+17.8%	+13
Support	150	▲	+32.7%	+37
Traffic	46	▲	+31.4%	+11
GRAND TOTAL	1,080	▲	3.8%	+40

* Compared to same time period as previous year

** Case Type Categories are defined in the 2017 Virginia Judicial Workload Assessment

The data reported reflect the case management system. The case types reported may not necessitate judicial involvement.

2024 Overall GRAND TOTAL		Distribution of Caseload			Change*		Percentage (%) of Caseload		
1,897	-16 -0.8%	Adult	1,028	54%	2.3% ▲	+23	Adult	2023 52.5%	2024 54.2%
2024		Juvenile	869	46%	-4.3% ▼	-39	Juvenile	47.5%	45.8%
2023		GRAND TOTAL	1,897	100%	-0.8% ▼	-16	GRAND TOTAL	100%	100%

Dispositions by Division & Code

Division	Case Type Description	Code	Summary	Change	% Change	Absolute Change	
Adult	Misdemeanor	CM	239	▲	+22.6%	+44	
	Other	OT	217	▼	+7.4%	+15	
	Show Cause	SC	177	▲	+12.7%	+20	
	Civil Support	VS	143	▼	-7.7%	-12	
	Felony	CF	88	▼	-30.2%	-38	
	Family Abuse - Protective Order	FP	60	▲	+9.1%	+5	
	Capias	CA	52	▼	-11.9%	-7	
	Violation of Protective Order	PV	22	▲	+15.8%	+3	
	Motion - Protective Order	MP	13	▲	+18.2%	+2	
	Remand Support	RS	9	▼	-18.2%	-2	
	Restricted License for Non-Support	SL	4	▲	-	+4	
	Non-Family Abuse Protective Order	AP	3	▼	-76.9%	-10	
	Bond Forfeiture	BF	1	↔	-	-	
	Criminal Support	CS	0	▼	-100.0%	-1	
	Total		1,028	▲	2.3%	+23	
Juvenile	Custody Visitation	CV	555	▼	-13.8%	-89	
	Traffic	T	79	▲	+132.4%	+45	
	Misdemeanor	DM	60	▲	+1.7%	+1	
	Permanency Planning	PH	20	▲	+100.0%	+10	
	Remand Custody	RC	18	▲	+20.0%	+3	
	Remand Visitation	RV	18	▲	+20.0%	+3	
	Paternity	PT	14	▲	+55.6%	+5	
	Child In Need of Services	CS	13	▲	+62.5%	+5	
	Abuse and Neglect	AN	10	▼	-37.5%	-6	
	Felony	DF	10	▼	-44.4%	-8	
	Motion - Protective Order	MP	10	▲	+25.0%	+2	
	Foster Care Review	FC	8	▼	-20.0%	-2	
	Temporary Detention Order	TD	7	▲	+75.0%	+3	
	Truancy	TR	7	▼	-50.0%	-7	
	Civil Violation	CI	6	▼	-40.0%	-4	
	Initial Foster Care	IF	5	▼	-44.4%	-4	
	Terminate Parental Rights	TP	5	▲	+66.7%	+2	
	Capias	CA	4	▲	+300.0%	+3	
	Non-Family Abuse Protective Order	AP	4	▼	-42.9%	-3	
	Show Cause	SC	4	▲	+100.0%	+2	
	Voluntary Continuing Services and Support Agree	VA	4	▲	+33.3%	+1	
	Emergency Custody Order	EC	3	▲	-	+3	
	Entrustment	ET	3	▲	-	+3	
	Other	OT	1	▼	-66.7%	-2	
	Status	ST	1	▼	-75.0%	-3	
	Family Abuse - Protective Order	FP	0	▼	-100.0%	-2	
		Total		869	▼	-4.3%	-39
		GRAND TOTAL		1,897	▼	-0.8%	-16

* Compared to same time period as previous year

** Case Type Categories are defined in the 2017 Virginia Judicial Workload Assessment

The data reported reflect the case management system. The case types reported may not necessitate judicial involvement.

Dispositions by Major Case Category**

Category	Summary	Change	% Change	Absolute Change
Adult Criminal	477	▲	+0.8%	+4
Child Dependency	55	▲	+7.8%	+4
Child in Need of Services/Supervision	20	▲	-9.1%	-2
Custody and Visitation	569	▲	-12.9%	-84
Delinquency	78	▲	-2.5%	-2
Juvenile Miscellaneous	1	▼	-75.0%	-3
New to Workload Study	6	▼	-40.0%	-4
Other	273	▲	+9.2%	+23
Protective Orders	90	▼	-6.3%	-6
Support	249	▲	+3.8%	+9
Traffic	79	▲	+132.4%	+45
GRAND TOTAL	1,897	▼	-0.8%	-16

* Compared to same time period as previous year

** Case Type Categories are defined in the 2017 Virginia Judicial Workload Assessment

The data reported reflect the case management system. The case types reported may not necessitate judicial involvement.

2024 Overall GRAND TOTAL		Distribution of Caseload		Change*		Percentage (%) of Caseload			
717 +165 29.9% 		Adult	300	42%	24.0% ▲	+58	Adult	43.8%	41.8%
		Juvenile	417	58%	34.5% ▲	+107	Juvenile	56.2%	58.2%
		GRAND TOTAL	717	100%	29.9% ▲	+165	GRAND TOTAL	100%	100%

Dispositions by Division & Code

Division	Case Type Description	Code	Summary	Change	% Change	Absolute Change
Adult	Show Cause	SC	82	▲	+78.3%	+36
	Misdemeanor	CM	59	▲	+37.2%	+16
	Civil Support	VS	53	▲	+8.2%	+4
	Other	OT	31	▼	-20.5%	-8
	Family Abuse - Protective Order	FP	23	▲	+4.5%	+1
	Felony	CF	23	▲	+109.1%	+12
	Capias	CA	15	▲	+25.0%	+3
	Motion - Protective Order	MP	6	↔		-
	Non-Family Abuse Protective Order	AP	4	▼	-55.6%	-5
	Violation of Protective Order	PV	4	▼	-20.0%	-1
	Total		300	▲	24.0%	+58
Juvenile	Custody Visitation	CV	241	▲	+23.6%	+46
	Initial Foster Care	IF	29	▲	+222.2%	+20
	Misdemeanor	DM	27	▲	+28.6%	+6
	Abuse and Neglect	AN	23	▲	+27.8%	+5
	Permanency Planning	PH	22	▲	+83.3%	+10
	Traffic	T	12	▼	-14.3%	-2
	Foster Care Review	FC	10	▲	+42.9%	+3
	Terminate Parental Rights	TP	10	▲	+400.0%	+8
	Child In Need of Services	CS	7	▲	+600.0%	+6
	Civil Violation	CI	7	▲	-	+7
	Paternity	PT	7	▲	+75.0%	+3
	Felony	DF	6	↔		-
	Entrustment	ET	4	▲	-	+4
	Motion - Protective Order	MP	4	▲	+100.0%	+2
	Status	ST	3	▼	-66.7%	-6
	Non-Family Abuse Protective Order	AP	2	▼	-66.7%	-4
	Family Abuse - Protective Order	FP	1	▲	-	+1
	Mental Commitment	MC	1	▲	-	+1
	Relief of Custody	CR	1	▲	-	+1
	Emancipation	EP	0	▼	-100.0%	-1
	Show Cause	SC	0	▼	-100.0%	-1
	Truancy	TR	0	▼	-100.0%	-1
Voluntary Continuing Services and Support Agreen	VA	0	▼	-100.0%	-1	
	Total		417	▲	34.5%	+107
GRAND TOTAL			717	▲	29.9%	+165

Dispositions by Major Case Category**

Category	Summary	Change	% Change	Absolute Change
Adult Criminal	128	▲	+24.3%	+25
Child Dependency	99	▲	+102.0%	+50
Child in Need of Services/Supervision	7	▲	+133.3%	+4
Custody and Visitation	248	▲	+24.6%	+49
Delinquency	33	▲	+22.2%	+6
Juvenile Miscellaneous	3	▼	-70.0%	-7
New to Workload Study	7	▲	-	+7

* Compared to same time period as previous year

** Case Type Categories are defined in the 2017 Virginia Judicial Workload Assessment

The data reported reflect the case management system. The case types reported may not necessitate judicial involvement.

CPSS - JCMS CASELOAD STATISTICS OF THE JUVENILE & DOMESTIC RELATIONS DISTRICT COURTS
 January 2024 thru October 2024 Dispositions (Compared to January 2023 thru October 2023)

Madison

District: 16 FIPS: 113

Other	32	▲	-17.9%	-7
Protective Orders	40	▲	-11.1%	-5
Support	108	▲	+71.4%	+45
Traffic	12	▼	-14.3%	-2
GRAND TOTAL	717	▲	29.9%	+165

* Compared to same time period as previous year

** Case Type Categories are defined in the 2017 Virginia Judicial Workload Assessment

The data reported reflect the case management system. The case types reported may not necessitate judicial involvement.

2024 Overall GRAND TOTAL		Distribution of Caseload			Change*		Percentage (%) of Caseload		
1,947	-71 -3.5%	Adult	1,016	52%	2.4% ▲	+24	Adult	2023 49.2%	2024 52.2%
2024		Juvenile	931	48%	-9.3% ▼	-95	Juvenile	50.8%	47.8%
2023		GRAND TOTAL	1,947	100%	-3.5% ▼	-71	GRAND TOTAL	100%	100%

Dispositions by Division & Code

Division	Case Type Description	Code	Summary	Change	% Change	Absolute Change	
Adult	Show Cause	SC	244	▲	+3.8%	+9	
	Civil Support	VS	223	▲	+13.2%	+26	
	Misdemeanor	CM	178	▲	+0.6%	+1	
	Other	OT	128	▼	-24.3%	-41	
	Family Abuse - Protective Order	FP	86	▲	+32.3%	+21	
	Felony	CF	64	▲	+77.8%	+28	
	Capias	CA	55	▼	-23.6%	-17	
	Motion - Protective Order	MP	15	▲	+36.4%	+4	
	Remand Support	RS	9	▼	-18.2%	-2	
	Violation of Protective Order	PV	8	▲	+60.0%	+3	
	Non-Family Abuse Protective Order	AP	5	▼	-44.4%	-4	
	Bond Forfeiture	BF	1	▼	-50.0%	-1	
	Protective Order	PC	0	▼	-100.0%	-1	
	Restricted License for Non-Support	SL	0	▼	-100.0%	-2	
Total			1,016	▲	2.4%	+24	
Juvenile	Custody Visitation	CV	592	▼	-16.5%	-117	
	Misdemeanor	DM	64	▲	+16.4%	+9	
	Felony	DF	35	▲	+75.0%	+15	
	Child In Need of Services	CS	27	▲	+22.7%	+5	
	Permanency Planning	PH	24	▼	-35.1%	-13	
	Status	ST	23	▲	+64.3%	+9	
	Traffic	T	23	▼	-4.2%	-1	
	Foster Care Review	FC	20	▲	+66.7%	+8	
	Terminate Parental Rights	TP	14	▲	+75.0%	+6	
	Voluntary Continuing Services and Support Agree	VA	14	▲	+180.0%	+9	
	Civil Violation	CI	11	▲	+37.5%	+3	
	Remand Visitation	RV	11	▼	-31.3%	-5	
	Remand Custody	RC	10	▼	-37.5%	-6	
	Truancy	TR	10	▼	-33.3%	-5	
	Abuse and Neglect	AN	9	▼	-18.2%	-2	
	Initial Foster Care	IF	9	▲	+50.0%	+3	
	Paternity	PT	9	▼	-10.0%	-1	
	Other	OT	7	▲	+75.0%	+3	
	Temporary Detention Order	TD	6	▼	-50.0%	-6	
	Non-Family Abuse Protective Order	AP	4	▼	-63.6%	-7	
	Emergency Custody Order	EC	2	▲	+100.0%	+1	
	Motion - Protective Order	MP	2	▼	-33.3%	-1	
	Special Immigrant Juvenile Status	SI	2	▲	-	+2	
	Capias	CA	1	▲	-	+1	
	Emancipation	EP	1	▲	-	+1	
	Family Abuse - Protective Order	FP	1	↔	-	-	
	Qualified Residential Treatment	QR	0	▼	-100.0%	-6	
	Total			931	▼	-9.3%	-95
	GRAND TOTAL			1,947	▼	-3.5%	-71

* Compared to same time period as previous year
 ** Case Type Categories are defined in the 2017 Virginia Judicial Workload Assessment
 The data reported reflect the case management system. The case types reported may not necessitate judicial involvement.

Dispositions by Major Case Category**

Category	Summary	Change	% Change	Absolute Change
Adult Criminal	465	▼	+3.8%	+17
Child Dependency	90	▲	+5.9%	+5
Child in Need of Services/Supervision	37	▼		0
Custody and Visitation	601	▼	-16.4%	-118
Delinquency	100	▲	+33.3%	+25
Juvenile Miscellaneous	24	▲	+71.4%	+10
New to Workload Study	13	▲	+62.5%	+5
Other	173	▲	-24.5%	-56
Protective Orders	113	▼	+13.0%	+13
Support	308	▼	+10.4%	+29
Traffic	23	▼	-4.2%	-1
GRAND TOTAL	1,947	▼	-3.5%	-71

* Compared to same time period as previous year

** Case Type Categories are defined in the 2017 Virginia Judicial Workload Assessment

The data reported reflect the case management system. The case types reported may not necessitate judicial involvement.

2024 Overall GRAND TOTAL		Distribution of Caseload			Change*		Percentage (%) of Caseload		
3,914 	+44	Adult	1,821	47%	0.7% ▲	+12	Adult	46.7%	46.5%
	1.1%	Juvenile	2,093	53%	1.6% ▲	+32	Juvenile	53.3%	53.5%
		GRAND TOTAL	3,914	100%	1.1% ▲	+44	GRAND TOTAL	100%	100%

Dispositions by Division & Code

Division	Case Type Description	Code	Summary	Change	% Change	Absolute Change	
Adult	Misdemeanor	CM	444	▲	+3.7%	+16	
	Civil Support	VS	336	▼	-5.4%	-19	
	Show Cause	SC	282	▲	+20.5%	+48	
	Other	OT	246	▼	-13.4%	-38	
	Capias	CA	183	▲	-0.5%	-1	
	Felony	CF	180	▲	+14.6%	+23	
	Family Abuse - Protective Order	FP	122	▼	-18.7%	-28	
	Motion - Protective Order	MP	18	▲	+350.0%	+14	
	Non-Family Abuse Protective Order	AP	7	↔	-	-	
	Protective Order	PC	1	▲	-	+1	
	Restricted License for Non-Support	SL	1	▼	-66.7%	-2	
	Violation of Protective Order	PV	1	▲	-	+1	
	Emergency Custody Order	EC	0	▼	-100.0%	-1	
	Violation Family Abuse Protective Order	PS	0	▼	-100.0%	-2	
Total			1,821	▲	0.7%	+12	
Juvenile	Custody Visitation	CV	701	▼	-4.9%	-36	
	Misdemeanor	DM	273	▲	+17.2%	+40	
	Felony	DF	207	▲	+162.0%	+128	
	Civil Violation	CI	187	▲	+34.5%	+48	
	Status	ST	123	▼	-62.4%	-204	
	Show Cause	SC	83	▼	+3.8%	+3	
	Abuse and Neglect	AN	80	▼	-39.4%	-52	
	Traffic	T	68	▼	-12.8%	-10	
	Truancy	TR	58	▲	+52.6%	+20	
	Special Immigrant Juvenile Status	SI	48	▲	+4,700.0%	+47	
	Child In Need of Services	CS	46	▲	+7.0%	+3	
	Permanency Planning	PH	44	▲	+63.0%	+17	
	Non-Family Abuse Protective Order	AP	37	▲	+117.6%	+20	
	Paternity	PT	37	▲	+32.1%	+9	
	Initial Foster Care	IF	27	▲	+58.8%	+10	
	Foster Care Review	FC	26	▼	-16.1%	-5	
	Terminate Parental Rights	TP	18	▲	+200.0%	+12	
	Capias	CA	10	▼	-44.4%	-8	
	Voluntary Continuing Services and Support Agreen	VA	5	▲	+150.0%	+3	
	Entrustment	ET	4	▲	+100.0%	+2	
	Motion - Protective Order	MP	3	▼	-40.0%	-2	
	Temporary Detention Order	TD	2	▼	-86.7%	-13	
	Emancipation	EP	1	▲	-	+1	
	Emergency Custody Order	EC	1	▼	-66.7%	-2	
	Family Abuse - Protective Order	FP	1	▲	-	+1	
	Mental Commitment	MC	1	▲	-	+1	
	Relief of Custody	CR	1	▲	-	+1	
	Remand Custody	RC	1	▲	-	+1	
	Other	OT	0	▼	-100.0%	-2	
	Qualified Residential Treatment	QR	0	▼	-100.0%	-1	
	Total			2,093	▲	1.6%	+32
	GRAND TOTAL			3,914	▲	1.1%	+44

* Compared to same time period as previous year

** Case Type Categories are defined in the 2017 Virginia Judicial Workload Assessment

The data reported reflect the case management system. The case types reported may not necessitate judicial involvement.

Dispositions by Major Case Category**

Category	Summary	Change	% Change	Absolute Change
Adult Criminal	959	▲	+6.3%	+57
Child Dependency	205	▲	-6.0%	-13
Child in Need of Services/Supervision	113	▲	+14.1%	+14
Custody and Visitation	738	▲	-3.5%	-27
Delinquency	564	▲	+43.9%	+172
Juvenile Miscellaneous	124	▲	-62.1%	-203
New to Workload Study	235	▲	+67.9%	+95
Other	251	▲	-17.7%	-54
Protective Orders	188	▲	+2.7%	+5
Support	469	▼	+1.7%	+8
Traffic	68	▼	-12.8%	-10
GRAND TOTAL	3,914	▲	1.1%	+44

* Compared to same time period as previous year

** Case Type Categories are defined in the 2017 Virginia Judicial Workload Assessment

The data reported reflect the case management system. The case types reported may not necessitate judicial involvement.

2024 Overall GRAND TOTAL		Distribution of Caseload		Change*		Percentage (%) of Caseload			
107	-15 -12.3%	Adult	56	52%	5.7% ▲	+3	Adult	43.4%	52.3%
2024		Juvenile	51	48%	-26.1% ▼	-18	Juvenile	56.6%	47.7%
2023		GRAND TOTAL	107	100%	-12.3% ▼	-15	GRAND TOTAL	100%	100%

Dispositions by Division & Code

Division	Case Type Description	Code	Summary	Change	% Change	Absolute Change
Adult	Misdemeanor	CM	12	▲	+33.3%	+3
	Other	OT	12	▲	+33.3%	+3
	Felony	CF	11	▲	+120.0%	+6
	Family Abuse - Protective Order	FP	6	▲	-	+6
	Civil Support	VS	5	▼	-64.3%	-9
	Capias	CA	4	▼	-33.3%	-2
	Show Cause	SC	4	▲	-60.0%	-6
	Motion - Protective Order	MP	2	▲	-	+2
	Total		56	▲	5.7%	+3
Juvenile	Misdemeanor	DM	11	▼	-35.3%	-6
	Abuse and Neglect	AN	10	▲	+900.0%	+9
	Traffic	T	9	▼	-30.8%	-4
	Felony	DF	6	▲	+50.0%	+2
	Status	ST	6	▼	-45.5%	-5
	Custody Visitation	CV	4	▼	-71.4%	-10
	Child In Need of Services	CS	1	↔	-	-
	Foster Care Review	FC	1	▲	-	+1
	Paternity	PT	1	▲	-	+1
	Special Immigrant Juvenile Status	SI	1	▼	-66.7%	-2
	Truancy	TR	1	↔	-	-
	Non-Family Abuse Protective Order	AP	0	▼	-100.0%	-3
	Permanency Planning	PH	0	▼	-100.0%	-1
		Total		51	▼	-26.1%
GRAND TOTAL			107	▼	-12.3%	-15

Dispositions by Major Case Category**

Category	Summary	Change	% Change	Absolute Change	
Adult Criminal	30	▲		0	
Child Dependency	11	▲	+450.0%	+9	
Child in Need of Services/Supervision	2	↔		0	
Custody and Visitation	5	▲	-64.3%	-9	
Delinquency	17	▲	-19.0%	-4	
Juvenile Miscellaneous	6	▼	-45.5%	-5	
New to Workload Study	1	▼	-66.7%	-2	
Other	12	▲	+33.3%	+3	
Protective Orders	8	▲	+166.7%	+5	
Support	6	▲	-57.1%	-8	
Traffic	9	▼	-30.8%	-4	
GRAND TOTAL		107	▼	-12.3%	-15

* Compared to same time period as previous year
 ** Case Type Categories are defined in the 2017 Virginia Judicial Workload Assessment
 The data reported reflect the case management system. The case types reported may not necessitate judicial involvement.

2024 Overall GRAND TOTAL		Distribution of Caseload			Change*		Percentage (%) of Caseload		
3,595	-228 -6.0%	Adult	1,851	51%	-3.4% ▼	-65	Adult	50.1%	51.5%
2024		Juvenile	1,744	49%	-8.5% ▼	-163	Juvenile	49.9%	48.5%
2023		GRAND TOTAL	3,595	100%	-6.0% ▼	-228	GRAND TOTAL	100%	100%

Dispositions by Division & Code

Division	Case Type Description	Code	Summary	Change	% Change	Absolute Change
Adult	Misdemeanor	CM	492	▼	-3.7%	-19
	Other	OT	434	▼	-18.6%	-99
	Civil Support	VS	349	▲	+7.4%	+24
	Family Abuse - Protective Order	FP	154	▲	+16.7%	+22
	Felony	CF	133	▼	-7.6%	-11
	Capias	CA	114	▲	+22.6%	+21
	Show Cause	SC	113	▲	+2.7%	+3
	Protective Order	PC	18	▼	-48.6%	-17
	Bond Forfeiture	BF	15	▲	-	+15
	Motion - Protective Order	MP	13	▲	+8.3%	+1
	Violation of Protective Order	PV	8	▼	-27.3%	-3
	Non-Family Abuse Protective Order	AP	5	▼	-28.6%	-2
	Remand Support	RS	2	▲	+100.0%	+1
	Restricted License for Non-Support	SL	1	▼	-50.0%	-1
Total			1,851	▼	-3.4%	-65
Juvenile	Custody Visitation	CV	855	▼	-12.9%	-127
	Misdemeanor	DM	231	▲	+0.9%	+2
	Status	ST	137	▼	-32.5%	-66
	Felony	DF	118	▼	-3.3%	-4
	Traffic	T	43	▼	-6.5%	-3
	Motion - Protective Order	MP	42	▲	+162.5%	+26
	Foster Care Review	FC	38	▼	-22.4%	-11
	Permanency Planning	PH	38	▲	+8.6%	+3
	Paternity	PT	35	▲	+59.1%	+13
	Other	OT	31	▲	+63.2%	+12
	Special Immigrant Juvenile Status	SI	23	▲	+666.7%	+20
	Truancy	TR	22	↔	-	-
	Non-Family Abuse Protective Order	AP	21	▲	+50.0%	+7
	Abuse and Neglect	AN	19	▼	-62.7%	-32
	Initial Foster Care	IF	16	▼	-27.3%	-6
	Temporary Detention Order	TD	15	▲	+15.4%	+2
	Terminate Parental Rights	TP	12	▲	+50.0%	+4
	Show Cause	SC	9	▲	+80.0%	+4
	Voluntary Continuing Services and Support Agreen	VA	9	▲	+80.0%	+4
	Civil Violation	CI	8	▼	-27.3%	-3
	Emergency Custody Order	EC	7	▼	-46.2%	-6
	Relief of Custody	CR	4	▲	+100.0%	+2
	Child In Need of Services	CS	3	▲	+50.0%	+1
	Entrustment	ET	2	▼	-33.3%	-1
	Family Abuse - Protective Order	FP	2	▲	-	+2
	Mental Commitment	MC	2	▲	-	+2
	Emancipation	EP	1	↔	-	-
	Protective Order	PC	1	▼	-50.0%	-1
	Capias	CA	0	▼	-100.0%	-1
	Juvenile Support	JS	0	▼	-100.0%	-1
	Qualified Residential Treatment	QR	0	▼	-100.0%	-3
	Remand Custody	RC	0	▼	-100.0%	-1
	Remand Visitation	RV	0	▼	-100.0%	-1
	Total			1,744	▼	-8.5%
GRAND TOTAL			3,595	▼	-6.0%	-228

* Compared to same time period as previous year

** Case Type Categories are defined in the 2017 Virginia Judicial Workload Assessment

The data reported reflect the case management system. The case types reported may not necessitate judicial involvement.

Dispositions by Major Case Category**

Category	Summary	Change	% Change	Absolute Change
Adult Criminal	841	▲	-0.1%	-1
Child Dependency	138	▼	-22.5%	-40
Child in Need of Services/Supervision	25	▼	-3.8%	-1
Custody and Visitation	890	▲	-11.4%	-114
Delinquency	359	▲	+0.6%	+2
Juvenile Miscellaneous	138	▼	-32.4%	-66
New to Workload Study	31	▲	+121.4%	+17
Other	491	▲	-15.5%	-90
Protective Orders	237	▲	+30.9%	+56
Support	402	▼	+3.1%	+12
Traffic	43	▼	-6.5%	-3
GRAND TOTAL	3,595	▼	-6.0%	-228

* Compared to same time period as previous year

** Case Type Categories are defined in the 2017 Virginia Judicial Workload Assessment

The data reported reflect the case management system. The case types reported may not necessitate judicial involvement.

2024 Overall GRAND TOTAL		Distribution of Caseload			Change*		Percentage (%) of Caseload		
21,666	-1,426 -6.2%	Adult	10,314	48%	-10.8% ▼	-1,255	Adult	50.1%	47.6%
		Juvenile	11,352	52%	-1.5% ▼	-171	Juvenile	49.9%	52.4%
		GRAND TOTAL	21,666	100%	-6.2% ▼	-1,426	GRAND TOTAL	100%	100%

Dispositions by Division & Code

Division	Case Type Description	Code	Summary	Change	% Change	Absolute Change
Adult	Misdemeanor	CM	2,732	▼	-2.0%	-57
	Civil Support	VS	1,925	▼	-13.4%	-299
	Other	OT	1,808	▼	-34.4%	-946
	Show Cause	SC	1,110	▼	-2.6%	-30
	Felony	CF	1,046	▲	+21.1%	+182
	Family Abuse - Protective Order	FP	962	▲	+5.7%	+52
	Capias	CA	569	▼	-20.2%	-144
	Protective Order	PC	53	▲	+43.2%	+16
	Remand Support	RS	47	▼	-11.3%	-6
	Non-Family Abuse Protective Order	AP	39	↔		-
	Violation of Protective Order	PV	13	▼	-31.6%	-6
	Violation Family Abuse Protective Order	PS	6	▲	+50.0%	+2
	Motion - Protective Order	MP	2	▼	-33.3%	-1
	Bond Forfeiture	BF	1	▼	-95.0%	-19
Restricted License for Non-Support	SL	1	▲	-	+1	
	Total		10,314	▼	-10.8%	-1,255
Juvenile	Custody Visitation	CV	4,747	▼	-9.8%	-514
	Status	ST	1,580	▼	-13.4%	-245
	Misdemeanor	DM	1,342	▲	+7.2%	+90
	Traffic	T	985	▲	+15.7%	+134
	Felony	DF	730	▲	+27.4%	+157
	Special Immigrant Juvenile Status	SI	397	▲	+90.9%	+189
	Paternity	PT	220	▲	+6.3%	+13
	Temporary Detention Order	TD	205	▲	+3.0%	+6
	Abuse and Neglect	AN	165	▼	-9.3%	-17
	Show Cause	SC	152	▲	+4.1%	+6
	Capias	CA	145	▲	+16.9%	+21
	Permanency Planning	PH	119	▲	+19.0%	+19
	Foster Care Review	FC	108	▲	+0.9%	+1
	Initial Foster Care	IF	71	↔		-
	Civil Violation	CI	58	▲	+13.7%	+7
	Remand Custody	RC	56	▲	+12.0%	+6
	Remand Visitation	RV	56	▲	+12.0%	+6
	Non-Family Abuse Protective Order	AP	55	▼	-16.7%	-11
	Terminate Parental Rights	TP	43	▲	+26.5%	+9
	Truancy	TR	38	▼	-26.9%	-14
	Emergency Custody Order	EC	24	▼	-20.0%	-6
	Voluntary Continuing Services and Support Agreem	VA	21	▼	-8.7%	-2
	Other	OT	11	▲	+83.3%	+5
	Child In Need of Services	CS	8	▼	-27.3%	-3
	Family Abuse - Protective Order	FP	4	▼	-77.8%	-14
	Motion - Protective Order	MP	4	▼	-55.6%	-5
	Violation Family Abuse Protective Order	PS	3	▲	-	+3
	Emancipation	EP	2	▼	-66.7%	-4
	Protective Order	PC	2	▼	-50.0%	-2
	Entrustment	ET	1	▼	-50.0%	-1
	Child at Risk	RI	0	▼	-100.0%	-1
	Qualified Residential Treatment	QR	0	▼	-100.0%	-3
	Relief of Custody	CR	0	▼	-100.0%	-1
		Total		11,352	▼	-1.5%

* Compared to same time period as previous year

** Case Type Categories are defined in the 2017 Virginia Judicial Workload Assessment

The data reported reflect the case management system. The case types reported may not necessitate judicial involvement.

	Summary	Change	% Change	Absolute Change
GRAND TOTAL	21,666	▼	-6.2%	-1,426

Dispositions by Major Case Category**

Category	Summary	Change	% Change	Absolute Change
Adult Criminal	4,878	▼	-1.6%	-80
Child Dependency	528	▼	+0.8%	+4
Child in Need of Services/Supervision	54	▼	-22.9%	-16
Custody and Visitation	4,982	▲	-9.1%	-496
Delinquency	2,351	▲	+12.9%	+269
Juvenile Miscellaneous	1,582	▼	-13.6%	-249
New to Workload Study	455	▲	+75.7%	+196
Other	2,207	▼	-29.8%	-935
Protective Orders	1,066	▼	+2.0%	+21
Support	2,578	▲	-9.6%	-274
Traffic	985	▲	+15.7%	+134
GRAND TOTAL	21,666	▼	-6.2%	-1,426

* Compared to same time period as previous year

** Case Type Categories are defined in the 2017 Virginia Judicial Workload Assessment

The data reported reflect the case management system. The case types reported may not necessitate judicial involvement.

2024 Overall GRAND TOTAL		Distribution of Caseload			Change*		Percentage (%) of Caseload		
2,294 +195 9.3% 	2024 2023	Adult	1,013	44%	-4.8% ▼	-51	Adult	50.7%	44.2%
		Juvenile	1,281	56%	23.8% ▲	+246	Juvenile	49.3%	55.8%
GRAND TOTAL		2,294	100%	9.3% ▲	+195	GRAND TOTAL	100%	100%	

Dispositions by Division & Code

Division	Case Type Description	Code	Summary	Change	% Change	Absolute Change	
Adult	Civil Support	VS	229	▼	-9.5%	-24	
	Misdemeanor	CM	209	▼	-16.7%	-42	
	Show Cause	SC	192	▲	+17.1%	+28	
	Other	OT	99	▲	-18.9%	-23	
	Family Abuse - Protective Order	FP	86	▼	-3.4%	-3	
	Felony	CF	79	▼	-3.7%	-3	
	Capias	CA	56	▼	-1.8%	-1	
	Motion - Protective Order	MP	26	▼	-3.7%	-1	
	Remand Support	RS	24	▲	+166.7%	+15	
	Violation of Protective Order	PV	9	▲	+350.0%	+7	
	Non-Family Abuse Protective Order	AP	2	▼	-71.4%	-5	
	Protective Order	PC	1	▲	-	+1	
	Restricted License for Non-Support	SL	1	▲	-	+1	
	Criminal Support	CS	0	▼	-100.0%	-1	
Total			1,013	▼	-4.8%	-51	
Juvenile	Custody Visitation	CV	744	▲	+15.2%	+98	
	Misdemeanor	DM	130	▲	+35.4%	+34	
	Traffic	T	109	▲	+6.9%	+7	
	Abuse and Neglect	AN	51	▲	+183.3%	+33	
	Motion - Protective Order	MP	31	▲	+210.0%	+21	
	Felony	DF	29	▲	+16.0%	+4	
	Remand Custody	RC	27	▲	+145.5%	+16	
	Remand Visitation	RV	26	▲	+136.4%	+15	
	Foster Care Review	FC	20	↔	-	-	
	Terminate Parental Rights	TP	19	▲	+90.0%	+9	
	Initial Foster Care	IF	18	▲	+63.6%	+7	
	Permanency Planning	PH	11	▼	-42.1%	-8	
	Child In Need of Services	CS	10	▲	+25.0%	+2	
	Truancy	TR	8	▲	+14.3%	+1	
	Status	ST	6	▼	-25.0%	-2	
	Voluntary Continuing Services and Support Agree	VA	6	▲	+500.0%	+5	
	Entrustment	ET	5	▲	+66.7%	+2	
	Paternity	PT	5	▲	+25.0%	+1	
	Child at Risk	RI	4	▲	-	+4	
	Non-Family Abuse Protective Order	AP	4	↔	-	-	
	Other	OT	4	▲	+300.0%	+3	
	Relief of Custody	CR	4	▲	+300.0%	+3	
	Family Abuse - Protective Order	FP	3	▲	-	+3	
	Temporary Detention Order	TD	3	▼	-50.0%	-3	
	Civil Violation	CI	2	▼	-71.4%	-5	
	Emergency Custody Order	EC	1	▼	-50.0%	-1	
	Violation of Protective Order	PV	1	▲	-	+1	
	Emancipation	EP	0	▼	-100.0%	-1	
	Juvenile Support	JS	0	▼	-100.0%	-1	
	Mental Commitment	MC	0	▼	-100.0%	-1	
	Qualified Residential Treatment	QR	0	▼	-100.0%	-1	
	Total			1,281	▲	23.8%	+246
	GRAND TOTAL			2,294	▲	9.3%	+195

* Compared to same time period as previous year

** Case Type Categories are defined in the 2017 Virginia Judicial Workload Assessment

The data reported reflect the case management system. The case types reported may not necessitate judicial involvement.

Dispositions by Major Case Category**

Category	Summary	Change	% Change	Absolute Change
Adult Criminal	472	▲	-4.8%	-24
Child Dependency	138	▲	+64.3%	+54
Child in Need of Services/Supervision	18	▲	+20.0%	+3
Custody and Visitation	749	▲	+15.2%	+99
Delinquency	160	▲	+32.2%	+39
Juvenile Miscellaneous	6	▼	-33.3%	-3
New to Workload Study	2	▼	-71.4%	-5
Other	184	▲	+12.9%	+21
Protective Orders	152	▲	+10.9%	+15
Support	304	▲	-3.5%	-11
Traffic	109	▲	+6.9%	+7
GRAND TOTAL	2,294	▲	9.3%	+195

* Compared to same time period as previous year

** Case Type Categories are defined in the 2017 Virginia Judicial Workload Assessment

The data reported reflect the case management system. The case types reported may not necessitate judicial involvement.

2024 Overall GRAND TOTAL		Distribution of Caseload			Change*		Percentage (%) of Caseload		
6,127 +331 5.7% 	2024 2023	Adult	2,869	47%	-3.5% ▼	-105	Adult	51.3%	46.8%
		Juvenile	3,258	53%	15.5% ▲	+436	Juvenile	48.7%	53.2%
GRAND TOTAL		6,127	100%	5.7% ▲	+331	GRAND TOTAL	100%	100%	

Dispositions by Division & Code

Division	Case Type Description	Code	Summary	Change	% Change	Absolute Change	
Adult	Misdemeanor	CM	690	▼	-1.3%	-9	
	Civil Support	VS	479	▼	-11.3%	-61	
	Show Cause	SC	458	▲	+1.8%	+8	
	Other	OT	417	▼	-10.7%	-50	
	Felony	CF	280	▲	+8.5%	+22	
	Family Abuse - Protective Order	FP	255	▼	-12.4%	-36	
	Capias	CA	170	▼	+11.1%	+17	
	Motion - Protective Order	MP	48	▲	+2.1%	+1	
	Violation of Protective Order	PV	43	▲	+290.9%	+32	
	Remand Support	RS	21	▼	-55.3%	-26	
	Non-Family Abuse Protective Order	AP	6	▼	-40.0%	-4	
	Restricted License for Non-Support	SL	2	▲	+100.0%	+1	
	Total			2,869	▼	-3.5%	-105
Juvenile	Custody Visitation	CV	1,480	▲	+7.9%	+108	
	Misdemeanor	DM	612	▲	+54.2%	+215	
	Traffic	T	561	▼	-2.8%	-16	
	Felony	DF	203	▲	+70.6%	+84	
	Foster Care Review	FC	38	▲	+123.5%	+21	
	Temporary Detention Order	TD	37	▼	-9.8%	-4	
	Mental Commitment	MC	35	▲	+20.7%	+6	
	Abuse and Neglect	AN	28	▲	+40.0%	+8	
	Status	ST	28	▲	+27.3%	+6	
	Permanency Planning	PH	26	▼	-13.3%	-4	
	Terminate Parental Rights	TP	26	▲	+225.0%	+18	
	Initial Foster Care	IF	24	▲	+166.7%	+15	
	Remand Custody	RC	23	▼	-37.8%	-14	
	Remand Visitation	RV	23	▼	-37.8%	-14	
	Paternity	PT	19	▼	-9.5%	-2	
	Show Cause	SC	19	▲	+46.2%	+6	
	Truancy	TR	17	▲	+466.7%	+14	
	Emergency Custody Order	EC	15	↔		-	
	Motion - Protective Order	MP	13	▲	+333.3%	+10	
	Non-Family Abuse Protective Order	AP	11	▼	-52.2%	-12	
	Capias	CA	7	▲	+75.0%	+3	
	Child In Need of Services	CS	5	▼	-28.6%	-2	
	Civil Violation	CI	2	▼	-50.0%	-2	
	Relief of Custody	CR	2	▲	+100.0%	+1	
	Voluntary Continuing Services and Support Agreem	VA	2	▲	+100.0%	+1	
	Family Abuse - Protective Order	FP	1	↔		-	
	Other	OT	1	▼	-66.7%	-2	
	Entrustment	ET	0	▼	-100.0%	-4	
	Qualified Residential Treatment	QR	0	▼	-100.0%	-4	
	Total			3,258	▲	15.5%	+436
	GRAND TOTAL			6,127	▲	5.7%	+331

* Compared to same time period as previous year

** Case Type Categories are defined in the 2017 Virginia Judicial Workload Assessment

The data reported reflect the case management system. The case types reported may not necessitate judicial involvement.

Dispositions by Major Case Category**

Category	Summary	Change	% Change	Absolute Change
Adult Criminal	1,468	▲	+3.2%	+46
Child Dependency	146	▲	+55.3%	+52
Child in Need of Services/Supervision	22	▲	+120.0%	+12
Custody and Visitation	1,499	▼	+7.6%	+106
Delinquency	841	▲	+57.8%	+308
Juvenile Miscellaneous	28	▲	+27.3%	+6
New to Workload Study	2	▼	-50.0%	-2
Other	572	▼	-15.4%	-104
Protective Orders	334	▲	-10.9%	-41
Support	654	▲	-5.2%	-36
Traffic	561	▼	-2.8%	-16
GRAND TOTAL	6,127	▲	5.7%	+331

* Compared to same time period as previous year

** Case Type Categories are defined in the 2017 Virginia Judicial Workload Assessment

The data reported reflect the case management system. The case types reported may not necessitate judicial involvement.

2024 Overall GRAND TOTAL	Distribution of Caseload	Change*	Percentage (%) of Caseload																							
264 2024: 264 2023: 256 Change: +8 (3.1%)	<table border="1"> <tr> <td>Adult</td> <td>99</td> <td>38%</td> <td>-17.5% ▼</td> <td>-21</td> </tr> <tr> <td>Juvenile</td> <td>165</td> <td>63%</td> <td>21.3% ▲</td> <td>+29</td> </tr> <tr> <td>GRAND TOTAL</td> <td>264</td> <td>100%</td> <td>3.1% ▲</td> <td>+8</td> </tr> </table>	Adult	99	38%	-17.5% ▼	-21	Juvenile	165	63%	21.3% ▲	+29	GRAND TOTAL	264	100%	3.1% ▲	+8	<table border="1"> <tr> <td>Adult</td> <td>46.9%</td> <td>37.5%</td> </tr> <tr> <td>Juvenile</td> <td>53.1%</td> <td>62.5%</td> </tr> <tr> <td>GRAND TOTAL</td> <td>100%</td> <td>100%</td> </tr> </table>	Adult	46.9%	37.5%	Juvenile	53.1%	62.5%	GRAND TOTAL	100%	100%
Adult	99	38%	-17.5% ▼	-21																						
Juvenile	165	63%	21.3% ▲	+29																						
GRAND TOTAL	264	100%	3.1% ▲	+8																						
Adult	46.9%	37.5%																								
Juvenile	53.1%	62.5%																								
GRAND TOTAL	100%	100%																								

Dispositions by Division & Code

Division	Case Type Description	Code	Summary	Change	% Change	Absolute Change	
Adult	Civil Support	VS	26	▲	+62.5%	+10	
	Felony	CF	17	▲	+21.4%	+3	
	Misdemeanor	CM	16	▼	-50.0%	-16	
	Show Cause	SC	14	▲	-17.6%	-3	
	Other	OT	13	▼	-50.0%	-13	
	Family Abuse - Protective Order	FP	5	▼	-37.5%	-3	
	Remand Support	RS	3	▲	+50.0%	+1	
	Capias	CA	2	▲	+100.0%	+1	
	Motion - Protective Order	MP	2	▲	-	+2	
	Non-Family Abuse Protective Order	AP	1	▼	-50.0%	-1	
	Protective Order	PC	0	▼	-100.0%	-1	
	Violation of Protective Order	PV	0	▼	-100.0%	-1	
	Total			99	▼	-17.5%	-21
Juvenile	Custody Visitation	CV	78	▼	-15.2%	-14	
	Misdemeanor	DM	33	▲	+106.3%	+17	
	Traffic	T	33	▲	+135.7%	+19	
	Remand Custody	RC	6	▲	+200.0%	+4	
	Remand Visitation	RV	6	▲	+200.0%	+4	
	Child In Need of Services	CS	2	▲	+100.0%	+1	
	Felony	DF	2	▼	-50.0%	-2	
	Status	ST	2	▲	-	-	
	Civil Violation	CI	1	▲	-	+1	
	Foster Care Review	FC	1	▲	-	+1	
	Initial Foster Care	IF	1	▲	-	+1	
	Show Cause	SC	0	▼	-100.0%	-1	
	Special Immigrant Juvenile Status	SI	0	▼	-100.0%	-2	
	Total			165	▲	21.3%	+29
	GRAND TOTAL			264	▲	3.1%	+8

Dispositions by Major Case Category**

Category	Summary	Change	% Change	Absolute Change
Adult Criminal	43	▼	-33.8%	-22
Child Dependency	2	▲	-	+2
Child in Need of Services/Supervision	2	▲	+100.0%	+1
Custody and Visitation	78	▼	-15.2%	-14
Delinquency	35	▼	+66.7%	+14
Juvenile Miscellaneous	2	▲	-	0
New to Workload Study	1	▲	-50.0%	-1
Other	28	▲	-12.5%	-4
Protective Orders	8	▲	-20.0%	-2
Support	32	▲	+88.2%	+15
Traffic	33	▲	+135.7%	+19
GRAND TOTAL	264	▲	3.1%	+8

* Compared to same time period as previous year
 ** Case Type Categories are defined in the 2017 Virginia Judicial Workload Assessment
 The data reported reflect the case management system. The case types reported may not necessitate judicial involvement.

2024 Overall GRAND TOTAL		Distribution of Caseload			Change*		Percentage (%) of Caseload		
3,327 -68 -2.0% 		Adult	1,591	48%	-8.0% ▼	-139	Adult	51.0%	47.8%
		Juvenile	1,736	52%	4.3% ▲	+71	Juvenile	49.0%	52.2%
		GRAND TOTAL	3,327	100%	-2.0% ▼	-68	GRAND TOTAL	100%	100%

Dispositions by Division & Code

Division	Case Type Description	Code	Summary	Change	% Change	Absolute Change
Adult	Civil Support	VS	359	▼	-20.6%	-93
	Misdemeanor	CM	321	▲	+10.3%	+30
	Show Cause	SC	290	▼	-12.9%	-43
	Other	OT	203	▼	-17.5%	-43
	Capias	CA	126	▲	+8.6%	+10
	Family Abuse - Protective Order	FP	117	▼	-16.4%	-23
	Felony	CF	112	↔		-
	Motion - Protective Order	MP	25	▲	+13.6%	+3
	Violation of Protective Order	PV	11	▲	+83.3%	+5
	Protective Order	PC	8	▼	-11.1%	-1
	Remand Support	RS	6	▲	+500.0%	+5
	Restricted License for Non-Support	SL	6	▲	-	+6
	Non-Family Abuse Protective Order	AP	5	▲	+150.0%	+3
	Bond Forfeiture	BF	2	▲	-	+2
	Total		1,591	▼	-8.0%	-139
Juvenile	Custody Visitation	CV	1,128	▼	-5.2%	-62
	Misdemeanor	DM	97	▲	+34.7%	+25
	Status	ST	61	▲	+90.6%	+29
	Abuse and Neglect	AN	59	▲	+1.7%	+1
	Foster Care Review	FC	59	▲	+34.1%	+15
	Traffic	T	58	▲	+81.3%	+26
	Paternity	PT	56	▼	-9.7%	-6
	Permanency Planning	PH	56	▲	+27.3%	+12
	Felony	DF	36	▲	+38.5%	+10
	Initial Foster Care	IF	25	▼	-10.7%	-3
	Temporary Detention Order	TD	24	▲	+118.2%	+13
	Terminate Parental Rights	TP	17	▲	+30.8%	+4
	Remand Custody	RC	11	▲	+450.0%	+9
	Remand Visitation	RV	11	▲	+450.0%	+9
	Special Immigrant Juvenile Status	SI	8	▲	+166.7%	+5
	Relief of Custody	CR	7	▼	-46.2%	-6
	Emergency Custody Order	EC	5	▲	+66.7%	+2
	Capias	CA	3	▲	-	+3
	Non-Family Abuse Protective Order	AP	3	▲	+200.0%	+2
	Truancy	TR	3	▼	-70.0%	-7
	Child In Need of Services	CS	2	▼	-66.7%	-4
	Juvenile Support	JS	2	▲	-	+2
	Emancipation	EP	1	▲	-	+1
	Mental Commitment	MC	1	▲	-	+1
	Motion - Protective Order	MP	1	▼	-85.7%	-6
	Other	OT	1	▼	-50.0%	-1
	Show Cause	SC	1	▲	-	+1
	Child at Risk	RI	0	▼	-100.0%	-1
	Qualified Residential Treatment	QR	0	▼	-100.0%	-1
	Voluntary Continuing Services and Support Agreem	VA	0	▼	-100.0%	-2
		Total		1,736	▲	4.3%
	GRAND TOTAL		3,327	▼	-2.0%	-68

* Compared to same time period as previous year

** Case Type Categories are defined in the 2017 Virginia Judicial Workload Assessment

The data reported reflect the case management system. The case types reported may not necessitate judicial involvement.

Dispositions by Major Case Category**

Category	Summary	Change	% Change	Absolute Change
Adult Criminal	740	▲	+8.7%	+59
Child Dependency	223	▼	+9.3%	+19
Child in Need of Services/Supervision	5	▼	-68.8%	-11
Custody and Visitation	1,184	▼	-5.4%	-68
Delinquency	137	▲	+39.8%	+39
Juvenile Miscellaneous	62	▲	+93.8%	+30
New to Workload Study	8	▲	+166.7%	+5
Other	262	▲	-1.9%	-5
Protective Orders	151	▲	-12.2%	-21
Support	497	▲	-22.1%	-141
Traffic	58	▲	+81.3%	+26
GRAND TOTAL	3,327	▼	-2.0%	-68

* Compared to same time period as previous year

** Case Type Categories are defined in the 2017 Virginia Judicial Workload Assessment

The data reported reflect the case management system. The case types reported may not necessitate judicial involvement.

2024 Overall GRAND TOTAL		Distribution of Caseload		Change*		Percentage (%) of Caseload			
983	-191 -16.3%	Adult	497	51%	-31.1% ▼	-224	Adult	2023 61.4%	2024 50.6%
2024		Juvenile	486	49%	7.3% ▲	+33	Juvenile	38.6%	49.4%
2023		GRAND TOTAL	983	100%	-16.3% ▼	-191	GRAND TOTAL	100%	100%

Dispositions by Division & Code

Division	Case Type Description	Code	Summary	Change	% Change	Absolute Change	
Adult	Show Cause	SC	124	▼	-29.5%	-52	
	Civil Support	VS	114	▼	-39.0%	-73	
	Misdemeanor	CM	103	▼	-9.6%	-11	
	Other	OT	79	▼	-4.8%	-4	
	Capias	CA	24	▼	-53.8%	-28	
	Family Abuse - Protective Order	FP	24	▼	-29.4%	-10	
	Felony	CF	17	▼	-73.0%	-46	
	Motion - Protective Order	MP	5	▲	+25.0%	+1	
	Violation of Protective Order	PV	5	▲	+25.0%	+1	
	Protective Order	PC	1	▲	-	+1	
	Restricted License for Non-Support	SL	1	▼	-50.0%	-1	
	Non-Family Abuse Protective Order	AP	0	▼	-100.0%	-1	
	Remand Support	RS	0	▼	-100.0%	-1	
		Total		497	▼	-31.1%	-224
Juvenile	Custody Visitation	CV	294	▲	+0.7%	+2	
	Misdemeanor	DM	50	▲	+100.0%	+25	
	Felony	DF	27	▲	+125.0%	+15	
	Traffic	T	27	▲	+3.8%	+1	
	Child at Risk	RI	13	▲	+8.3%	+1	
	Paternity	PT	12	▲	+50.0%	+4	
	Permanency Planning	PH	11	▲	+10.0%	+1	
	Temporary Detention Order	TD	9	▲	+28.6%	+2	
	Truancy	TR	9	▲	+28.6%	+2	
	Abuse and Neglect	AN	7	▼	-22.2%	-2	
	Emergency Custody Order	EC	6	▲	+20.0%	+1	
	Foster Care Review	FC	3	▼	-40.0%	-2	
	Motion - Protective Order	MP	3	▲	-	+3	
	Relief of Custody	CR	3	▼	-25.0%	-1	
	Capias	CA	2	↔	-	-	
	Child In Need of Services	CS	2	▲	+100.0%	+1	
	Initial Foster Care	IF	2	↔	-	-	
	Civil Violation	CI	1	▼	-66.7%	-2	
	Remand Custody	RC	1	▼	-90.9%	-10	
	Remand Visitation	RV	1	▼	-90.0%	-9	
	Special Immigrant Juvenile Status	SI	1	▲	-	+1	
	Terminate Parental Rights	TP	1	▲	-	+1	
	Voluntary Continuing Services and Support Agree	VA	1	↔	-	-	
	Qualified Residential Treatment	QR	0	▼	-100.0%	-1	
		Total		486	▲	7.3%	+33
	GRAND TOTAL			983	▼	-16.3%	-191

Dispositions by Major Case Category**

Category	Summary	Change	% Change	Absolute Change
Adult Criminal	208	▲	-35.0%	-112
Child Dependency	41	▲	-6.8%	-3
Child in Need of Services/Supervision	11	▲	+37.5%	+3
Custody and Visitation	306	▲	+2.0%	+6

* Compared to same time period as previous year

** Case Type Categories are defined in the 2017 Virginia Judicial Workload Assessment

The data reported reflect the case management system. The case types reported may not necessitate judicial involvement.

CPSS - JCMS CASELOAD STATISTICS OF THE JUVENILE & DOMESTIC RELATIONS DISTRICT COURTS
 January 2024 thru October 2024 Dispositions (Compared to January 2023 thru October 2023)

Martinsville

District: 21 FIPS: 690

Delinquency	79	▲	+102.6%	+40
New to Workload Study	2	▲	-33.3%	-1
Other	96	▼	-17.9%	-21
Protective Orders	32	▲	-17.9%	-7
Support	181	▼	-34.9%	-97
Traffic	27	▲	+3.8%	+1
GRAND TOTAL	983	▼	-16.3%	-191

* Compared to same time period as previous year

** Case Type Categories are defined in the 2017 Virginia Judicial Workload Assessment

The data reported reflect the case management system. The case types reported may not necessitate judicial involvement.

2024 Overall GRAND TOTAL		Distribution of Caseload		Change*		Percentage (%) of Caseload		
1,164	+187 19.1%	Adult	476 41%	11.7% ▲	+50	Adult	2023 43.6%	2024 40.9%
2024		Juvenile	688 59%	24.9% ▲	+137	Juvenile	56.4%	59.1%
		GRAND TOTAL	1,164 100%	19.1% ▲	+187	GRAND TOTAL	100%	100%

Dispositions by Division & Code

Division	Case Type Description	Code	Summary	Change	% Change	Absolute Change	
Adult	Civil Support	VS	103	▲	+2.0%	+2	
	Misdemeanor	CM	96	▲	+9.1%	+8	
	Show Cause	SC	85	▲	+23.2%	+16	
	Felony	CF	59	▲	+25.5%	+12	
	Other	OT	57	▲	+78.1%	+25	
	Family Abuse - Protective Order	FP	41	▼	-10.9%	-5	
	Capias	CA	14	▼	-36.4%	-8	
	Motion - Protective Order	MP	12	↔		-	
	Remand Support	RS	7	▲	+75.0%	+3	
	Non-Family Abuse Protective Order	AP	2	▼	-33.3%	-1	
	Restricted License for Non-Support	SL	0	▼	-100.0%	-2	
	Total		476	▲	11.7%	+50	
Juvenile	Custody Visitation	CV	376	▲	+14.3%	+47	
	Abuse and Neglect	AN	83	▲	+29.7%	+19	
	Permanency Planning	PH	59	▲	+110.7%	+31	
	Foster Care Review	FC	30	▲	+100.0%	+15	
	Terminate Parental Rights	TP	23	▲	+475.0%	+19	
	Initial Foster Care	IF	19	▼	-9.5%	-2	
	Misdemeanor	DM	17	▲	+6.3%	+1	
	Remand Custody	RC	17	▲	+54.5%	+6	
	Remand Visitation	RV	16	▲	+77.8%	+7	
	Traffic	T	13	▲	+18.2%	+2	
	Paternity	PT	12	▼	-20.0%	-3	
	Felony	DF	4	▼	-78.9%	-15	
	Motion - Protective Order	MP	3	▲	+200.0%	+2	
	Non-Family Abuse Protective Order	AP	3	▲	+200.0%	+2	
	Child In Need of Services	CS	2	▲	+100.0%	+1	
	Status	ST	2	▲	-	+2	
	Temporary Detention Order	TD	2	↔		-	
	Voluntary Continuing Services and Support Agreem	VA	2	▲	-	+2	
	Capias	CA	1	▲	-	+1	
	Emergency Custody Order	EC	1	▼	-50.0%	-1	
	Family Abuse - Protective Order	FP	1	▲	-	+1	
	Relief of Custody	CR	1	↔		-	
	Show Cause	SC	1	▲	-	+1	
	Child at Risk	RI	0	▼	-100.0%	-1	
		Total		688	▲	24.9%	+137
		GRAND TOTAL		1,164	▲	19.1%	+187

Dispositions by Major Case Category**

Category	Summary	Change	% Change	Absolute Change
Adult Criminal	230	▲	+16.2%	+32
Child Dependency	217	▲	+61.9%	+83
Child in Need of Services/Supervision	2	▲	+100.0%	+1
Custody and Visitation	388	▼	+12.8%	+44
Delinquency	23	▲	-34.3%	-12
Juvenile Miscellaneous	2	▲	-	+2

* Compared to same time period as previous year

** Case Type Categories are defined in the 2017 Virginia Judicial Workload Assessment

The data reported reflect the case management system. The case types reported may not necessitate judicial involvement.

CPSS - JCMS CASELOAD STATISTICS OF THE JUVENILE & DOMESTIC RELATIONS DISTRICT COURTS
 January 2024 thru October 2024 Dispositions (Compared to January 2023 thru October 2023)

Other	100	▲	+66.7%	+40
Protective Orders	62	▲	-1.6%	-1
Support	127	▼	-3.1%	-4
Traffic	13	▲	+18.2%	+2
GRAND TOTAL	1,164	▲	19.1%	+187

* Compared to same time period as previous year

** Case Type Categories are defined in the 2017 Virginia Judicial Workload Assessment

The data reported reflect the case management system. The case types reported may not necessitate judicial involvement.

2024 Overall GRAND TOTAL		Distribution of Caseload			Change*		Percentage (%) of Caseload		
3,501	-5 -0.1%	Adult	2,388	68%	-3.3% ▼	-82	Adult	70.5%	68.2%
2024		Juvenile	1,113	32%	7.4% ▲	+77	Juvenile	29.5%	31.8%
2023		GRAND TOTAL	3,501	100%	-0.1% ▼	-5	GRAND TOTAL	100%	100%

Dispositions by Division & Code

Division	Case Type Description	Code	Summary	Change	% Change	Absolute Change	
Adult	Misdemeanor	CM	592	▼	-5.0%	-31	
	Other	OT	492	▲	+2.7%	+13	
	Capias	CA	398	▲	+9.9%	+36	
	Show Cause	SC	342	▼	-21.0%	-91	
	Civil Support	VS	326	▼	-2.4%	-8	
	Family Abuse - Protective Order	FP	115	▲	+4.5%	+5	
	Felony	CF	107	▼	-1.8%	-2	
	Non-Family Abuse Protective Order	AP	8	▼	-27.3%	-3	
	Motion - Protective Order	MP	4	↔	-	-	
	Violation of Protective Order	PV	3	↔	-	-	
	Remand Support	RS	1	▲	-	+1	
	Restricted License for Non-Support	SL	0	▼	-100.0%	-2	
	Total			2,388	▼	-3.3%	-82
	Juvenile	Custody Visitation	CV	470	▼	-2.3%	-11
Misdemeanor		DM	191	▲	+2.1%	+4	
Truancy		TR	108	▲	+86.2%	+50	
Felony		DF	106	▲	+20.5%	+18	
Status		ST	59	▼	+3.5%	+2	
Permanency Planning		PH	28	▼	-6.7%	-2	
Abuse and Neglect		AN	21	▲	+950.0%	+19	
Traffic		T	20	▼	-16.7%	-4	
Foster Care Review		FC	18	▼	-5.3%	-1	
Paternity		PT	18	↔	-	-	
Initial Foster Care		IF	14	▲	+27.3%	+3	
Non-Family Abuse Protective Order		AP	13	▲	+116.7%	+7	
Child In Need of Services		CS	12	▼	-7.7%	-1	
Terminate Parental Rights		TP	6	▼	-53.8%	-7	
Mental Commitment		MC	5	▼	-50.0%	-5	
Other		OT	5	▲	-	+5	
Temporary Detention Order		TD	4	▼	-42.9%	-3	
Voluntary Continuing Services and Support Agree		VA	4	▲	+33.3%	+1	
Civil Violation		CI	3	▲	+50.0%	+1	
Entrustment		ET	3	▲	+200.0%	+2	
Emergency Custody Order		EC	2	▼	-50.0%	-2	
Emancipation		EP	1	▲	-	+1	
Family Abuse - Protective Order		FP	1	↔	-	-	
Special Immigrant Juvenile Status		SI	1	▲	-	+1	
Relief of Custody		CR	0	▼	-100.0%	-1	
Total			1,113	▲	7.4%	+77	
GRAND TOTAL			3,501	▼	-0.1%	-5	

Dispositions by Major Case Category**

Category	Summary	Change	% Change	Absolute Change
Adult Criminal	1,349	▼	-4.6%	-65
Child Dependency	94	▲	+17.5%	+14
Child in Need of Services/Supervision	120	▲	+69.0%	+49
Custody and Visitation	488	▼	-2.2%	-11

* Compared to same time period as previous year
 ** Case Type Categories are defined in the 2017 Virginia Judicial Workload Assessment
 The data reported reflect the case management system. The case types reported may not necessitate judicial involvement.

CPSS - JCMS CASELOAD STATISTICS OF THE JUVENILE & DOMESTIC RELATIONS DISTRICT COURTS
 January 2024 thru October 2024 Dispositions (Compared to January 2023 thru October 2023)

Danville

District: 22 FIPS: 590

Delinquency	297	▲	+8.0%	+22
Juvenile Miscellaneous	60	▲	+5.3%	+3
New to Workload Study	4	▲	+100.0%	+2
Other	509	▲	+1.8%	+9
Protective Orders	141	▲	+6.8%	+9
Support	419	▼	-7.3%	-33
Traffic	20	▼	-16.7%	-4
GRAND TOTAL	3,501	▼	-0.1%	-5

* Compared to same time period as previous year

** Case Type Categories are defined in the 2017 Virginia Judicial Workload Assessment

The data reported reflect the case management system. The case types reported may not necessitate judicial involvement.

2024 Overall GRAND TOTAL		Distribution of Caseload		Change*		Percentage (%) of Caseload		
3,241	-134 -4.0%	Adult	1,334 41%	2.5% ▲	+32	Adult	2023 38.6%	2024 41.2%
2024		Juvenile	1,907 59%	-8.0% ▼	-166	Juvenile	61.4%	58.8%
2023		GRAND TOTAL	3,241 100%	-4.0% ▼	-134	GRAND TOTAL	100%	100%

Dispositions by Division & Code

Division	Case Type Description	Code	Summary	Change	% Change	Absolute Change	
Adult	Civil Support	VS	353	▲	+13.9%	+43	
	Misdemeanor	CM	311	▲	+19.6%	+51	
	Other	OT	224	▼	-1.8%	-4	
	Show Cause	SC	182	▼	-6.7%	-13	
	Family Abuse - Protective Order	FP	107	▲	+44.6%	+33	
	Capias	CA	53	▼	-22.1%	-15	
	Felony	CF	36	▼	-28.0%	-14	
	Non-Family Abuse Protective Order	AP	30	▼	-56.5%	-39	
	Motion - Protective Order	MP	18	▼	-25.0%	-6	
	Violation of Protective Order	PV	12	▲	+300.0%	+9	
	Remand Support	RS	6	▼	-70.0%	-14	
	Restricted License for Non-Support	SL	2	▲	-	+2	
	Bond Forfeiture	BF	0	▼	-100.0%	-1	
	Total		1,334	▲	2.5%	+32	
Juvenile	Custody Visitation	CV	1,034	▼	-5.3%	-58	
	Misdemeanor	DM	269	▲	+12.6%	+30	
	Abuse and Neglect	AN	133	▲	+8.1%	+10	
	Status	ST	59	▲	-16.9%	-12	
	Traffic	T	52	▲	+4.0%	+2	
	Motion - Protective Order	MP	47	▲	+17.5%	+7	
	Permanency Planning	PH	44	▲	+15.8%	+6	
	Child In Need of Services	CS	41	▼	-8.9%	-4	
	Foster Care Review	FC	36	▼	-36.8%	-21	
	Remand Visitation	RV	36	▼	-45.5%	-30	
	Felony	DF	35	▼	-34.0%	-18	
	Remand Custody	RC	34	▼	-55.8%	-43	
	Truancy	TR	22	▼	-15.4%	-4	
	Initial Foster Care	IF	20	▼	-25.9%	-7	
	Relief of Custody	CR	11	▲	+450.0%	+9	
	Paternity	PT	10	▼	-60.0%	-15	
	Terminate Parental Rights	TP	10	▼	-28.6%	-4	
	Entrustment	ET	4	▼	-33.3%	-2	
	Non-Family Abuse Protective Order	AP	4	▼	-42.9%	-3	
	Civil Violation	CI	3	↔	-	-	
	Capias	CA	1	↔	-	-	
	Special Immigrant Juvenile Status	SI	1	▲	-	+1	
	Voluntary Continuing Services and Support Agree	VA	1	▼	-80.0%	-4	
	Emergency Custody Order	EC	0	▼	-100.0%	-1	
	Qualified Residential Treatment	QR	0	▼	-100.0%	-5	
		Total		1,907	▼	-8.0%	-166
	GRAND TOTAL			3,241	▼	-4.0%	-134

Dispositions by Major Case Category**

Category	Summary	Change	% Change	Absolute Change
Adult Criminal	487	▲	-0.6%	-3
Child Dependency	259	▲	-6.5%	-18
Child in Need of Services/Supervision	63	▼	-11.3%	-8

* Compared to same time period as previous year
 ** Case Type Categories are defined in the 2017 Virginia Judicial Workload Assessment
 The data reported reflect the case management system. The case types reported may not necessitate judicial involvement.

Custody and Visitation	1,044	▼	-6.5%	-73
Delinquency	305	▼	+4.1%	+12
Juvenile Miscellaneous	59	▲	-16.9%	-12
New to Workload Study	4	▲	+33.3%	+1
Other	300	▼	-23.5%	-92
Protective Orders	206	▼	-3.7%	-8
Support	462	▲	+16.4%	+65
Traffic	52	▲	+4.0%	+2
GRAND TOTAL	3,241	▼	-4.0%	-134

* Compared to same time period as previous year

** Case Type Categories are defined in the 2017 Virginia Judicial Workload Assessment

The data reported reflect the case management system. The case types reported may not necessitate judicial involvement.

2024 Overall GRAND TOTAL		Distribution of Caseload			Change*		Percentage (%) of Caseload		
3,075 +66 2.2% 	2024 2023	Adult	1,519	49%	10.5% ▲	+144	Adult	45.7%	49.4%
		Juvenile	1,556	51%	-4.8% ▼	-78	Juvenile	54.3%	50.6%
GRAND TOTAL		3,075	100%	2.2% ▲	+66	GRAND TOTAL	100%	100%	

Dispositions by Division & Code

Division	Case Type Description	Code	Summary	Change	% Change	Absolute Change	
Adult	Civil Support	VS	397	▲	+14.7%	+51	
	Misdemeanor	CM	366	▼	-3.7%	-14	
	Other	OT	262	▲	+10.5%	+25	
	Show Cause	SC	208	▲	+18.9%	+33	
	Family Abuse - Protective Order	FP	124	▼	-1.6%	-2	
	Capias	CA	64	▲	+56.1%	+23	
	Felony	CF	55	▲	+12.2%	+6	
	Motion - Protective Order	MP	16	▲	+23.1%	+3	
	Violation of Protective Order	PV	13	▲	+550.0%	+11	
	Non-Family Abuse Protective Order	AP	11	▲	+450.0%	+9	
	Violation Family Abuse Protective Order	PS	2	▲	+100.0%	+1	
	Remand Support	RS	1	▼	-66.7%	-2	
	Total			1,519	▲	10.5%	+144
Juvenile	Custody Visitation	CV	1,030	▼	-8.2%	-92	
	Abuse and Neglect	AN	78	▲	+81.4%	+35	
	Misdemeanor	DM	72	▼	-30.1%	-31	
	Traffic	T	59	▼	-22.4%	-17	
	Initial Foster Care	IF	42	▲	+162.5%	+26	
	Permanency Planning	PH	37	▼	-17.8%	-8	
	Child at Risk	RI	35	▲	+34.6%	+9	
	Child In Need of Services	CS	31	▼	-8.8%	-3	
	Foster Care Review	FC	28	↔		-	
	Voluntary Continuing Services and Support Agreem	VA	25	▲	+108.3%	+13	
	Paternity	PT	23	▲	+53.3%	+8	
	Temporary Detention Order	TD	18	▲	+63.6%	+7	
	Status	ST	14	▼		-	
	Felony	DF	13	▼	-48.0%	-12	
	Non-Family Abuse Protective Order	AP	11	▲	+83.3%	+5	
	Terminate Parental Rights	TP	10	▲	+25.0%	+2	
	Relief of Custody	CR	7	▲	+133.3%	+4	
	Truancy	TR	7	▼	-56.3%	-9	
	Emergency Custody Order	EC	5	▲	+25.0%	+1	
	Entrustment	ET	4	▲	-	+4	
	Emancipation	EP	2	▲	-	+2	
	Motion - Protective Order	MP	2	▼	-66.7%	-4	
	Civil Violation	CI	1	▼	-66.7%	-2	
	Family Abuse - Protective Order	FP	1	▼	-50.0%	-1	
	Other	OT	1	▲	-	+1	
	Qualified Residential Treatment	QR	0	▼	-100.0%	-7	
	Remand Custody	RC	0	▼	-100.0%	-3	
	Remand Visitation	RV	0	▼	-100.0%	-3	
	Show Cause	SC	0	▼	-100.0%	-3	
	Total			1,556	▼	-4.8%	-78
	GRAND TOTAL			3,075	▲	2.2%	+66

* Compared to same time period as previous year

** Case Type Categories are defined in the 2017 Virginia Judicial Workload Assessment

The data reported reflect the case management system. The case types reported may not necessitate judicial involvement.

Dispositions by Major Case Category**

Category	Summary	Change	% Change	Absolute Change
Adult Criminal	667	▲	+11.0%	+66
Child Dependency	266	▲	+41.5%	+78
Child in Need of Services/Supervision	38	▼	-24.0%	-12
Custody and Visitation	1,053	▲	-7.4%	-84
Delinquency	85	▼	-35.1%	-46
Juvenile Miscellaneous	16	▲	+14.3%	+2
New to Workload Study	1	▼	-66.7%	-2
Other	287	▲	+10.0%	+26
Protective Orders	165	▲	+6.5%	+10
Support	438	▲	+11.5%	+45
Traffic	59	▼	-22.4%	-17
GRAND TOTAL	3,075	▲	2.2%	+66

* Compared to same time period as previous year

** Case Type Categories are defined in the 2017 Virginia Judicial Workload Assessment

The data reported reflect the case management system. The case types reported may not necessitate judicial involvement.

2024 Overall GRAND TOTAL		Distribution of Caseload		Change*		Percentage (%) of Caseload		
8,152	-392 -4.6%	Adult	3,815 47%	-3.9% ▼	-153	Adult	2023 46.4%	2024 46.8%
2024		Juvenile	4,337 53%	-5.2% ▼	-239	Juvenile	53.6%	53.2%
2023		GRAND TOTAL	8,152 100%	-4.6% ▼	-392	GRAND TOTAL	100%	100%

Dispositions by Division & Code

Division	Case Type Description	Code	Summary	Change	% Change	Absolute Change
Adult	Misdemeanor	CM	1,063	▼	-6.3%	-71
	Civil Support	VS	739	▲	+0.5%	+4
	Other	OT	705	▼	-12.5%	-101
	Show Cause	SC	626	▲	+20.6%	+107
	Family Abuse - Protective Order	FP	361	▼	-17.6%	-77
	Felony	CF	168	▲	+28.2%	+37
	Motion - Protective Order	MP	48	▲	+37.1%	+13
	Capias	CA	33	▼	-40.0%	-22
	Non-Family Abuse Protective Order	AP	26	▼	-60.0%	-39
	Violation of Protective Order	PV	21	▼	-12.5%	-3
	Remand Support	RS	18	▼	-14.3%	-3
	Restricted License for Non-Support	SL	5	▲	+150.0%	+3
	Bond Forfeiture	BF	2	▼	-33.3%	-1
	Total		3,815	▼	-3.9%	-153
Juvenile	Custody Visitation	CV	2,268	▼	-17.2%	-471
	Misdemeanor	DM	350	▲	+36.7%	+94
	Abuse and Neglect	AN	210	▼	-10.6%	-25
	Permanency Planning	PH	190	▼	-18.5%	-43
	Foster Care Review	FC	174	▲	+28.9%	+39
	Traffic	T	142	▲	+31.5%	+34
	Truancy	TR	127	▲	+44.3%	+39
	Initial Foster Care	IF	95	▲	+15.9%	+13
	Temporary Detention Order	TD	93	▲	+32.9%	+23
	Status	ST	87	▲	+625.0%	+75
	Motion - Protective Order	MP	84	▼	-23.6%	-26
	Terminate Parental Rights	TP	82	▼	-38.3%	-51
	Felony	DF	80	▲	+8.1%	+6
	Mental Commitment	MC	58	▲	+11.5%	+6
	Special Immigrant Juvenile Status	SI	57	▲	+256.3%	+41
	Remand Custody	RC	39	▲	+95.0%	+19
	Paternity	PT	32	▼	-41.8%	-23
	Relief of Custody	CR	31	▲	+181.8%	+20
	Remand Visitation	RV	31	▲	+72.2%	+13
	Non-Family Abuse Protective Order	AP	21	▼	-58.0%	-29
	Emergency Custody Order	EC	18	▲	+157.1%	+11
	Voluntary Continuing Services and Support Agree	VA	18	▲	+28.6%	+4
	Entrustment	ET	15	▲	+25.0%	+3
	Child In Need of Services	CS	14	▼	-17.6%	-3
	Capias	CA	10	▲	+42.9%	+3
	Family Abuse - Protective Order	FP	6	▲	+200.0%	+4
	Other	OT	2	▲	-	-
	Restoration of Parental Rights	RR	2	▲	-	+2
	Restricted Operators License	RL	1	▼	-50.0%	-1
	Child at Risk	RI	0	▼	-100.0%	-2
	Emancipation	EP	0	▼	-100.0%	-3
	Juvenile Support	JS	0	▼	-100.0%	-1
	Qualified Residential Treatment	QR	0	▼	-100.0%	-9
	Show Cause	SC	0	▼	-100.0%	-1
		Total		4,337	▼	-5.2%
	GRAND TOTAL		8,152	▼	-4.6%	-392

* Compared to same time period as previous year

** Case Type Categories are defined in the 2017 Virginia Judicial Workload Assessment

The data reported reflect the case management system. The case types reported may not necessitate judicial involvement.

Dispositions by Major Case Category**

Category	Summary	Change	% Change	Absolute Change
Adult Criminal	1,532	▼	-2.8%	-44
Child Dependency	815	▲	-5.9%	-51
Child in Need of Services/Supervision	141	▲	+34.3%	+36
Custody and Visitation	2,301	▲	-17.6%	-493
Delinquency	439	▼	+29.9%	+101
Juvenile Miscellaneous	89	▲	+493.3%	+74
New to Workload Study	57	▲	+256.3%	+41
Other	964	▲	-3.2%	-32
Protective Orders	546	▲	-22.0%	-154
Support	1,125	▼	+9.4%	+97
Traffic	143	▼	+30.0%	+33
GRAND TOTAL	8,152	▼	-4.6%	-392

* Compared to same time period as previous year

** Case Type Categories are defined in the 2017 Virginia Judicial Workload Assessment

The data reported reflect the case management system. The case types reported may not necessitate judicial involvement.

2024 Overall GRAND TOTAL		Distribution of Caseload		Change*		Percentage (%) of Caseload			
4,036	+188 4.9%	Adult	1,685	42%	-6.3% ▼	-114	Adult	46.8%	41.7%
2024		Juvenile	2,351	58%	14.7% ▲	+302	Juvenile	53.2%	58.3%
2023		GRAND TOTAL	4,036	100%	4.9% ▲	+188	GRAND TOTAL	100%	100%

Dispositions by Division & Code

Division	Case Type Description	Code	Summary	Change	% Change	Absolute Change	
Adult	Misdemeanor	CM	386	▼	-18.6%	-88	
	Civil Support	VS	381	▼	-1.0%	-4	
	Show Cause	SC	297	▲	+29.1%	+67	
	Other	OT	252	▼	-26.7%	-92	
	Family Abuse - Protective Order	FP	172	▲	+7.5%	+12	
	Felony	CF	80	▼	-28.6%	-32	
	Capias	CA	44	▲	+41.9%	+13	
	Non-Family Abuse Protective Order	AP	23	▲	+27.8%	+5	
	Motion - Protective Order	MP	22	▲	+100.0%	+11	
	Remand Support	RS	22	▼	-26.7%	-8	
	Violation of Protective Order	PV	5	▲	+66.7%	+2	
	Restricted License for Non-Support Protective Order	SL PC	1 0	▲ ▼	- -100.0%	+1 -1	
		Total		1,685	▼	-6.3%	-114
Juvenile	Custody Visitation	CV	1,234	▲	+16.2%	+172	
	Misdemeanor	DM	262	▲	+48.9%	+86	
	Traffic	T	121	▼	-5.5%	-7	
	Abuse and Neglect	AN	114	▼	-19.1%	-27	
	Felony	DF	107	▲	+161.0%	+66	
	Status	ST	107	▲	+9.2%	+9	
	Permanency Planning	PH	80	▼	-11.1%	-10	
	Foster Care Review	FC	42	▼	-12.5%	-6	
	Initial Foster Care	IF	42	▲	+75.0%	+18	
	Terminate Parental Rights	TP	38	▲	+171.4%	+24	
	Truancy	TR	38	▲	+52.0%	+13	
	Voluntary Continuing Services and Support Agree	VA	34	▲	+41.7%	+10	
	Motion - Protective Order	MP	27	▼	-15.6%	-5	
	Non-Family Abuse Protective Order	AP	21	▲	+50.0%	+7	
	Remand Custody	RC	17	▼	-64.6%	-31	
	Paternity	PT	16	▼	-20.0%	-4	
	Child In Need of Services	CS	13	▲	+85.7%	+6	
	Special Immigrant Juvenile Status	SI	10	▲	+233.3%	+7	
	Temporary Detention Order	TD	10	▼	-44.4%	-8	
	Relief of Custody	CR	6	▼	-53.8%	-7	
	Civil Violation	CI	5	▲	+25.0%	+1	
	Entrustment	ET	3	▼	-40.0%	-2	
	Capias	CA	1	▼	-80.0%	-4	
	Emancipation	EP	1	↔	-	-	
	Family Abuse - Protective Order	FP	1	▲	-	+1	
	Show Cause	SC	1	↔	-	-	
	Emergency Custody Order	EC	0	▼	-100.0%	-2	
	Qualified Residential Treatment	QR	0	▼	-100.0%	-3	
	Remand Visitation	RV	0	▼	-100.0%	-2	
		Total		2,351	▲	14.7%	+302
	GRAND TOTAL			4,036	▲	4.9%	+188

* Compared to same time period as previous year ** Case Type Categories are defined in the 2017 Virginia Judicial Workload Assessment
 The data reported reflect the case management system. The case types reported may not necessitate judicial involvement.

Dispositions by Major Case Category**

Category	Summary	Change	% Change	Absolute Change
Adult Criminal	689	▼	-8.5%	-64
Child Dependency	359	▲	-0.8%	-3
Child in Need of Services/Supervision	51	▲	+59.4%	+19
Custody and Visitation	1,250	▼	+15.5%	+168
Delinquency	371	▲	+66.4%	+148
Juvenile Miscellaneous	108	▲	+9.1%	+9
New to Workload Study	15	▲	+114.3%	+8
Other	301	▼	-32.2%	-143
Protective Orders	266	▲	+13.2%	+31
Support	505	▲	+4.6%	+22
Traffic	121	▼	-5.5%	-7
GRAND TOTAL	4,036	▲	4.9%	+188

* Compared to same time period as previous year

** Case Type Categories are defined in the 2017 Virginia Judicial Workload Assessment

The data reported reflect the case management system. The case types reported may not necessitate judicial involvement.

2024 Overall GRAND TOTAL		Distribution of Caseload		Change*		Percentage (%) of Caseload		
1,373	-191 -12.2%	Adult	657 48%	-4.8% ▼	-33	Adult	44.1%	47.9%
2024		Juvenile	716 52%	-18.1% ▼	-158	Juvenile	55.9%	52.1%
2023		GRAND TOTAL	1,373 100%	-12.2% ▼	-191	GRAND TOTAL	100%	100%

Dispositions by Division & Code

Division	Case Type Description	Code	Summary	Change	% Change	Absolute Change	
Adult	Misdemeanor	CM	209	▲	+1.0%	+2	
	Civil Support	VS	117	▼	-8.6%	-11	
	Show Cause	SC	96	▼	-2.0%	-2	
	Other	OT	95	▲	-11.2%	-12	
	Family Abuse - Protective Order	FP	46	↔		-	
	Capias	CA	40	▲	+60.0%	+15	
	Felony	CF	40	▼	-29.8%	-17	
	Remand Support	RS	9	▼	-10.0%	-1	
	Motion - Protective Order	MP	3	▼	-50.0%	-3	
	Non-Family Abuse Protective Order	AP	1	↔		-	
	Violation of Protective Order	PV	1	▼	-66.7%	-2	
	Bond Forfeiture	BF	0	▼	-100.0%	-1	
	Protective Order	PC	0	▼	-100.0%	-1	
		Total		657	▼	-4.8%	-33
Juvenile	Custody Visitation	CV	255	▼	-24.6%	-83	
	Misdemeanor	DM	121	▼	-3.2%	-4	
	Traffic	T	71	▼	-18.4%	-16	
	Abuse and Neglect	AN	59	▲	+47.5%	+19	
	Status	ST	33	▲	+57.1%	+12	
	Mental Commitment	MC	29	▼	-35.6%	-16	
	Foster Care Review	FC	22	▲	+46.7%	+7	
	Permanency Planning	PH	21	▼	-27.6%	-8	
	Felony	DF	19	▼	-56.8%	-25	
	Remand Custody	RC	15	▼	-11.8%	-2	
	Remand Visitation	RV	15	▼	-11.8%	-2	
	Initial Foster Care	IF	13	▲	+18.2%	+2	
	Voluntary Continuing Services and Support Agree	VA	11	▼	-8.3%	-1	
	Temporary Detention Order	TD	10	▼	-9.1%	-1	
	Motion - Protective Order	MP	9	▼	-55.0%	-11	
	Paternity	PT	3	▼	-50.0%	-3	
	Relief of Custody	CR	2	▲	+100.0%	+1	
	Show Cause	SC	2	▲	-	+2	
	Child In Need of Services	CS	1	▲	-	+1	
	Civil Violation	CI	1	↔		-	
	Emergency Custody Order	EC	1	▼	-80.0%	-4	
	Non-Family Abuse Protective Order	AP	1	▼	-66.7%	-2	
	Other	OT	1	▼	-75.0%	-3	
	Truancy	TR	1	▼	-50.0%	-1	
	Emancipation	EP	0	▼	-100.0%	-1	
	Entrustment	ET	0	▼	-100.0%	-9	
	Qualified Residential Treatment	QR	0	▼	-100.0%	-2	
	Special Immigrant Juvenile Status	SI	0	▼	-100.0%	-1	
	Terminate Parental Rights	TP	0	▼	-100.0%	-7	
		Total		716	▼	-18.1%	-158
	GRAND TOTAL			1,373	▼	-12.2%	-191

* Compared to same time period as previous year

** Case Type Categories are defined in the 2017 Virginia Judicial Workload Assessment

The data reported reflect the case management system. The case types reported may not necessitate judicial involvement.

Dispositions by Major Case Category**

Category	Summary	Change	% Change	Absolute Change
Adult Criminal	343	▼	-2.6%	-9
Child Dependency	128	▼	+1.6%	+2
Child in Need of Services/Supervision	2	▲		0
Custody and Visitation	258	▼	-25.0%	-86
Delinquency	142	▲	-16.0%	-27
Juvenile Miscellaneous	33	▼	+50.0%	+11
New to Workload Study	1	▼	-50.0%	-1
Other	175	▼	-19.0%	-41
Protective Orders	60	▼	-21.1%	-16
Support	160	▼	-4.8%	-8
Traffic	71	▼	-18.4%	-16
GRAND TOTAL	1,373	▼	-12.2%	-191

* Compared to same time period as previous year

** Case Type Categories are defined in the 2017 Virginia Judicial Workload Assessment

The data reported reflect the case management system. The case types reported may not necessitate judicial involvement.

2024 Overall GRAND TOTAL		Distribution of Caseload		Change*		Percentage (%) of Caseload			
1,921	-89 -4.4%	Adult	1,001	52%	-2.0% ▼	-20	Adult	50.8%	52.1%
2024		Juvenile	920	48%	-7.0% ▼	-69	Juvenile	49.2%	47.9%
2023		GRAND TOTAL	1,921	100%	-4.4% ▼	-89	GRAND TOTAL	100%	100%

Dispositions by Division & Code

Division	Case Type Description	Code	Summary	Change	% Change	Absolute Change	
Adult	Misdemeanor	CM	208	▲	+9.5%	+18	
	Civil Support	VS	186	▼	-12.3%	-26	
	Show Cause	SC	152	▼	-23.2%	-46	
	Other	OT	151	▼	-14.7%	-26	
	Felony	CF	118	▲	+122.6%	+65	
	Family Abuse - Protective Order	FP	93	▼	-7.0%	-7	
	Capias	CA	35	▲	+12.9%	+4	
	Motion - Protective Order	MP	24	▼	-35.1%	-13	
	Violation of Protective Order	PV	16	▲	+6.7%	+1	
	Non-Family Abuse Protective Order	AP	8	▲	+33.3%	+2	
	Remand Support	RS	7	▲	+600.0%	+6	
	Restricted License for Non-Support	SL	3	▲	+200.0%	+2	
	Total			1,001	▼	-2.0%	-20
Juvenile	Custody Visitation	CV	602	▼	-2.4%	-15	
	Misdemeanor	DM	56	▼	-27.3%	-21	
	Traffic	T	52	↔		-	
	Abuse and Neglect	AN	25	▼	-63.8%	-44	
	Truancy	TR	21	▲	+16.7%	+3	
	Paternity	PT	19	▼	-24.0%	-6	
	Felony	DF	18	▲	+12.5%	+2	
	Remand Custody	RC	16	▲	+77.8%	+7	
	Remand Visitation	RV	16	▲	-	+16	
	Temporary Detention Order	TD	16	▲	+77.8%	+7	
	Foster Care Review	FC	14	▼	-26.3%	-5	
	Permanency Planning	PH	12	▼	-14.3%	-2	
	Status	ST	10	▲	-28.6%	-4	
	Entrustment	ET	9	▲	+350.0%	+7	
	Non-Family Abuse Protective Order	AP	9	▼	-18.2%	-2	
	Child In Need of Services	CS	6	▲	+50.0%	+2	
	Initial Foster Care	IF	6	▼	-25.0%	-2	
	Motion - Protective Order	MP	5	▼	-37.5%	-3	
	Other	OT	3	▲	+200.0%	+2	
	Voluntary Continuing Services and Support Agreem	VA	2	▲	-	+2	
	Relief of Custody	CR	1	▼	-50.0%	-1	
	Special Immigrant Juvenile Status	SI	1	▲	-	+1	
	Terminate Parental Rights	TP	1	▼	-87.5%	-7	
	Child at Risk	RI	0	▼	-100.0%	-2	
	Emancipation	EP	0	▼	-100.0%	-1	
	Emergency Custody Order	EC	0	▼	-100.0%	-3	
	Total			920	▼	-7.0%	-69
	GRAND TOTAL			1,921	▼	-4.4%	-89

Dispositions by Major Case Category**

Category	Summary	Change	% Change	Absolute Change
Adult Criminal	466	▲	+8.4%	+36
Child Dependency	70	▲	-43.5%	-54
Child in Need of Services/Supervision	27	▲	+22.7%	+5

* Compared to same time period as previous year
 ** Case Type Categories are defined in the 2017 Virginia Judicial Workload Assessment
 The data reported reflect the case management system. The case types reported may not necessitate judicial involvement.

CPSS - JCMS CASELOAD STATISTICS OF THE JUVENILE & DOMESTIC RELATIONS DISTRICT COURTS
 January 2024 thru October 2024 Dispositions (Compared to January 2023 thru October 2023)

Custody and Visitation	621	▼	-3.3%	-21
Delinquency	74	▼	-20.4%	-19
Juvenile Miscellaneous	10	▼	-33.3%	-5
New to Workload Study	1	▲	-	+1
Other	209	▲	+4.5%	+9
Protective Orders	139	▼	-14.2%	-23
Support	252	▲	-6.7%	-18
Traffic	52	↔		0
GRAND TOTAL	1,921	▼	-4.4%	-89

* Compared to same time period as previous year

** Case Type Categories are defined in the 2017 Virginia Judicial Workload Assessment

The data reported reflect the case management system. The case types reported may not necessitate judicial involvement.

2024 Overall GRAND TOTAL		Distribution of Caseload		Change*		Percentage (%) of Caseload			
3,711	-481 -11.5%	Adult	1,605	43%	-16.1% ▼	-307	Adult	45.6%	43.2%
2024		Juvenile	2,106	57%	-7.6% ▼	-174	Juvenile	54.4%	56.8%
2023		GRAND TOTAL	3,711	100%	-11.5% ▼	-481	GRAND TOTAL	100%	100%

Dispositions by Division & Code

Division	Case Type Description	Code	Summary	Change	% Change	Absolute Change
Adult	Civil Support	VS	447	▲	+8.5%	+35
	Show Cause	SC	305	▲	+2.0%	+6
	Misdemeanor	CM	283	▼	-30.8%	-126
	Other	OT	177	▼	-26.3%	-63
	Family Abuse - Protective Order	FP	134	▼	-19.3%	-32
	Capias	CA	67	▼	-23.9%	-21
	Felony	CF	65	▼	-65.8%	-125
	Motion - Protective Order	MP	52	▲	+85.7%	+24
	Remand Support	RS	51	▲	+10.9%	+5
	Violation of Protective Order	PV	16	▼	-20.0%	-4
	Non-Family Abuse Protective Order	AP	6	▼	-45.5%	-5
	Restricted License for Non-Support	SL	1	▼	-66.7%	-2
	Violation Family Abuse Protective Order	PS	1	▲	-	+1
	Total		1,605	▼	-16.1%	-307
Juvenile	Custody Visitation	CV	1,294	▲	+0.1%	+1
	Remand Custody	RC	89	▼	-4.3%	-4
	Remand Visitation	RV	85	▼	-5.6%	-5
	Abuse and Neglect	AN	67	▼	-59.1%	-97
	Foster Care Review	FC	66	▼	-4.3%	-3
	Motion - Protective Order	MP	63	▲	+75.0%	+27
	Misdemeanor	DM	62	▼	-50.0%	-62
	Status	ST	58	▲	+13.7%	+7
	Permanency Planning	PH	54	▲	+25.6%	+11
	Traffic	T	44	▼	-39.7%	-29
	Truancy	TR	43	▲	+48.3%	+14
	Voluntary Continuing Services and Support Agree	VA	23	▲	+4.5%	+1
	Paternity	PT	19	▼	-34.5%	-10
	Terminate Parental Rights	TP	18	↔	-	-
	Child In Need of Services	CS	17	▲	+30.8%	+4
	Entrustment	ET	16	▲	+23.1%	+3
	Initial Foster Care	IF	16	▼	-42.9%	-12
	Temporary Detention Order	TD	16	▲	+60.0%	+6
	Felony	DF	15	▼	-73.7%	-42
	Non-Family Abuse Protective Order	AP	15	▲	+275.0%	+11
	Relief of Custody	CR	11	▲	+175.0%	+7
	Emergency Custody Order	EC	5	▲	+150.0%	+3
	Show Cause	SC	4	▲	-	-
	Other	OT	3	↔	-	-
	Emancipation	EP	2	▲	-	+2
	Juvenile Support	JS	1	↔	-	-
	Capias	CA	0	▼	-100.0%	-1
	Civil Violation	CI	0	▼	-100.0%	-2
	Family Abuse - Protective Order	FP	0	▼	-100.0%	-1
	Qualified Residential Treatment	QR	0	▼	-100.0%	-1
	Restoration of Parental Rights	RR	0	▼	-100.0%	-1
	Special Immigrant Juvenile Status	SI	0	▼	-100.0%	-1
		Total		2,106	▼	-7.6%
	GRAND TOTAL		3,711	▼	-11.5%	-481

* Compared to same time period as previous year
 ** Case Type Categories are defined in the 2017 Virginia Judicial Workload Assessment
 The data reported reflect the case management system. The case types reported may not necessitate judicial involvement.

Dispositions by Major Case Category**

Category	Summary	Change	% Change	Absolute Change
Adult Criminal	607	▲	-33.9%	-312
Child Dependency	271	▲	-25.1%	-91
Child in Need of Services/Supervision	61	▲	+32.6%	+15
Custody and Visitation	1,313	▼	-0.7%	-9
Delinquency	80	▲	-56.0%	-102
Juvenile Miscellaneous	60	▲	+17.6%	+9
New to Workload Study	0	▼	-100.0%	-3
Other	426	▲	-12.2%	-59
Protective Orders	270	▲	+9.8%	+24
Support	579	▼	+15.1%	+76
Traffic	44	▼	-39.7%	-29
GRAND TOTAL	3,711	▼	-11.5%	-481

* Compared to same time period as previous year

** Case Type Categories are defined in the 2017 Virginia Judicial Workload Assessment

The data reported reflect the case management system. The case types reported may not necessitate judicial involvement.

2024 Overall GRAND TOTAL		Distribution of Caseload			Change*		Percentage (%) of Caseload		
2,806 	+41 1.5%	Adult	1,364	49%	-8.3% ▼	-124	Adult	53.8%	48.6%
		Juvenile	1,442	51%	12.9% ▲	+165	Juvenile	46.2%	51.4%
		GRAND TOTAL	2,806	100%	1.5% ▲	+41	GRAND TOTAL	100%	100%

Dispositions by Division & Code

Division	Case Type Description	Code	Summary	Change	% Change	Absolute Change
Adult	Civil Support	VS	393	▲	+5.4%	+20
	Show Cause	SC	245	▲	+2.1%	+5
	Misdemeanor	CM	231	▼	-23.5%	-71
	Other	OT	216	▼	-7.3%	-17
	Family Abuse - Protective Order	FP	112	▼	-22.8%	-33
	Capias	CA	75	▲	+1.4%	+1
	Felony	CF	68	▼	-25.3%	-23
	Motion - Protective Order	MP	17	▼	-5.6%	-1
	Non-Family Abuse Protective Order	AP	6	▼	-40.0%	-4
	Remand Support	RS	1	▲	-	+1
	Restricted License for Non-Support	SL	0	▼	-100.0%	-2
	Total		1,364	▼	-8.3%	-124
Juvenile	Custody Visitation	CV	952	▲	+15.0%	+124
	Misdemeanor	DM	121	▲	+53.2%	+42
	Abuse and Neglect	AN	48	▼	-7.7%	-4
	Traffic	T	48	▼	-9.4%	-5
	Status	ST	37	▼	-36.2%	-21
	Foster Care Review	FC	35	▲	+84.2%	+16
	Permanency Planning	PH	31	▲	+82.4%	+14
	Terminate Parental Rights	TP	27	▲	+68.8%	+11
	Truancy	TR	27	▲	+12.5%	+3
	Felony	DF	20	▼	-13.0%	-3
	Motion - Protective Order	MP	20	▼	-13.0%	-3
	Initial Foster Care	IF	19	▲	+5.6%	+1
	Paternity	PT	13	▼	-40.9%	-9
	Non-Family Abuse Protective Order	AP	12	▲	+50.0%	+4
	Temporary Detention Order	TD	9	▼	-43.8%	-7
	Child In Need of Services	CS	7	▼	-53.3%	-8
	Other	OT	3	▲	-	+3
	Remand Custody	RC	3	▲	-	+3
	Remand Visitation	RV	3	▲	-	+3
	Civil Violation	CI	2	▲	+100.0%	+1
	Relief of Custody	CR	2	▲	-	+2
	Emergency Custody Order	EC	1	▼	-75.0%	-3
	Special Immigrant Juvenile Status	SI	1	▲	-	+1
	Voluntary Continuing Services and Support Agreem	VA	1	▲	-	+1
	Qualified Residential Treatment	QR	0	▼	-100.0%	-1
	Total		1,442	▲	12.9%	+165
	GRAND TOTAL		2,806	▲	1.5%	+41

Dispositions by Major Case Category**

Category	Summary	Change	% Change	Absolute Change
Adult Criminal	527	▼	-13.7%	-84
Child Dependency	163	▲	+32.5%	+40
Child in Need of Services/Supervision	34	▼	-12.8%	-5
Custody and Visitation	965	▼	+13.5%	+115
Delinquency	141	▲	+38.2%	+39

* Compared to same time period as previous year

** Case Type Categories are defined in the 2017 Virginia Judicial Workload Assessment

The data reported reflect the case management system. The case types reported may not necessitate judicial involvement.

CPSS - JCMS CASELOAD STATISTICS OF THE JUVENILE & DOMESTIC RELATIONS DISTRICT COURTS
 January 2024 thru October 2024 Dispositions (Compared to January 2023 thru October 2023)

Juvenile Miscellaneous	37	▼	-36.2%	-21
New to Workload Study	3	▲	+200.0%	+2
Other	236	▲	-6.7%	-17
Protective Orders	167	▼	-18.1%	-37
Support	485	▼	+3.0%	+14
Traffic	48	▼	-9.4%	-5
GRAND TOTAL	2,806	▲	1.5%	+41

* Compared to same time period as previous year

** Case Type Categories are defined in the 2017 Virginia Judicial Workload Assessment

The data reported reflect the case management system. The case types reported may not necessitate judicial involvement.

2024 Overall GRAND TOTAL		Distribution of Caseload		Change*		Percentage (%) of Caseload			
5,593 	+42 0.8%	Adult	2,897	52%	1.9% ▲	+55	Adult	51.2%	51.8%
		Juvenile	2,696	48%	-0.5% ▼	-13	Juvenile	48.8%	48.2%
		GRAND TOTAL	5,593	100%	0.8% ▲	+42	GRAND TOTAL	100%	100%

Dispositions by Division & Code

Division	Case Type Description	Code	Summary	Change	% Change	Absolute Change	
Adult	Misdemeanor	CM	668	▼	-8.6%	-63	
	Other	OT	543	▲	+7.1%	+36	
	Show Cause	SC	483	▲	+9.3%	+41	
	Civil Support	VS	481	▲	+8.8%	+39	
	Felony	CF	288	▲	+22.6%	+53	
	Family Abuse - Protective Order	FP	190	▼	-13.2%	-29	
	Capias	CA	167	▲	-21.6%	-46	
	Motion - Protective Order	MP	51	▲	+50.0%	+17	
	Non-Family Abuse Protective Order	AP	11	▲	+10.0%	+1	
	Remand Support	RS	11	▲	+175.0%	+7	
	Restricted License for Non-Support	SL	4	▲	+300.0%	+3	
	Protective Order	PC	0	▼	-100.0%	-3	
	Violation of Protective Order	PV	0	▼	-100.0%	-1	
	Total		2,897	▲	1.9%	+55	
Juvenile	Custody Visitation	CV	1,134	▼	-8.0%	-98	
	Misdemeanor	DM	309	▲	+33.2%	+77	
	Permanency Planning	PH	134	▼	-19.8%	-33	
	Foster Care Review	FC	132	▲	+0.8%	+1	
	Abuse and Neglect	AN	125	▼	-20.4%	-32	
	Terminate Parental Rights	TP	115	▼	-7.3%	-9	
	Felony	DF	83	▼	-23.9%	-26	
	Truancy	TR	69	▲	+19.0%	+11	
	Traffic	T	64	▲	+23.1%	+12	
	Initial Foster Care	IF	61	▲	+74.3%	+26	
	Entrustment	ET	56	▲	+133.3%	+32	
	Mental Commitment	MC	52	▼	-23.5%	-16	
	Paternity	PT	52	▼	-22.4%	-15	
	Emergency Custody Order	EC	48	▼	-12.7%	-7	
	Temporary Detention Order	TD	47	▲	+2.2%	+1	
	Child at Risk	RI	42	▲	+200.0%	+28	
	Status	ST	37	▼	+60.9%	+14	
	Child In Need of Services	CS	36	▲	+56.5%	+13	
	Remand Custody	RC	22	▲	+69.2%	+9	
	Voluntary Continuing Services and Support Agreen	VA	15	▲	+25.0%	+3	
	Motion - Protective Order	MP	14	▲	+100.0%	+7	
	Non-Family Abuse Protective Order	AP	13	▼	-18.8%	-3	
	Other	OT	12	▼	-42.9%	-9	
	Remand Visitation	RV	12	▲	+100.0%	+6	
	Special Immigrant Juvenile Status	SI	9	▼	-10.0%	-1	
	Civil Violation	CI	2	↔		-	
	Protective Order	PC	1	▲	-	+1	
	Capias	CA	0	▼	-100.0%	-1	
	Qualified Residential Treatment	QR	0	▼	-100.0%	-4	
		Total		2,696	▼	-0.5%	-13
	GRAND TOTAL			5,593	▲	0.8%	+42

* Compared to same time period as previous year
 ** Case Type Categories are defined in the 2017 Virginia Judicial Workload Assessment
 The data reported reflect the case management system. The case types reported may not necessitate judicial involvement.

Dispositions by Major Case Category**

Category	Summary	Change	% Change	Absolute Change
Adult Criminal	1,439	▼	-4.7%	-71
Child Dependency	680	▲	+1.8%	+12
Child in Need of Services/Supervision	105	▲	+29.6%	+24
Custody and Visitation	1,186	▼	-8.7%	-113
Delinquency	393	▲	+14.9%	+51
Juvenile Miscellaneous	37	▼	+60.9%	+14
New to Workload Study	11	▼	-8.3%	-1
Other	747	▲	+3.8%	+27
Protective Orders	279	▲	-2.4%	-7
Support	652	▲	+16.8%	+94
Traffic	64	▲	+23.1%	+12
GRAND TOTAL	5,593	▲	0.8%	+42

* Compared to same time period as previous year

** Case Type Categories are defined in the 2017 Virginia Judicial Workload Assessment

The data reported reflect the case management system. The case types reported may not necessitate judicial involvement.

2024 Overall GRAND TOTAL		Distribution of Caseload		Change*		Percentage (%) of Caseload			
946 -20 -2.1% 	Adult	576	61%	-2.5%	▼	-15	Adult	2023: 61.2%	2024: 60.9%
	Juvenile	370	39%	-1.3%	▼	-5	Juvenile	38.8%	39.1%
	GRAND TOTAL	946	100%	-2.1%	▼	-20	GRAND TOTAL	100%	100%

Dispositions by Division & Code

Division	Case Type Description	Code	Summary	Change	% Change	Absolute Change	
Adult	Misdemeanor	CM	232	▲	+34.1%	+59	
	Show Cause	SC	93	▲	+6.9%	+6	
	Civil Support	VS	78	▲	+4.0%	+3	
	Other	OT	58	▼	-40.8%	-40	
	Felony	CF	36	▼	-59.1%	-52	
	Capias	CA	31	▲	+19.2%	+5	
	Family Abuse - Protective Order	FP	24	▼	-20.0%	-6	
	Violation of Protective Order	PV	12	▲	+140.0%	+7	
	Motion - Protective Order	MP	9	▲	+80.0%	+4	
	Non-Family Abuse Protective Order	AP	2	▲	+100.0%	+1	
	Protective Order	PC	1	↔		-	
	Remand Support	RS	0	▼	-100.0%	-2	
	Total			576	▼	-2.5%	-15
Juvenile	Custody Visitation	CV	189	▲	+5.6%	+10	
	Misdemeanor	DM	34	▼	-15.0%	-6	
	Truancy	TR	19	↔		-	
	Terminate Parental Rights	TP	18	▲	+12.5%	+2	
	Traffic	T	15	▼	-31.8%	-7	
	Status	ST	14	▲	+250.0%	+10	
	Motion - Protective Order	MP	12	▲	+300.0%	+9	
	Permanency Planning	PH	12	▼	-53.8%	-14	
	Abuse and Neglect	AN	9	▼	-43.8%	-7	
	Felony	DF	9	▲	+125.0%	+5	
	Foster Care Review	FC	7	▼	-41.7%	-5	
	Child In Need of Services	CS	6	▲	+100.0%	+3	
	Entrustment	ET	6	▼	-25.0%	-2	
	Paternity	PT	5	▲	+400.0%	+4	
	Child at Risk	RI	4	▲	+300.0%	+3	
	Initial Foster Care	IF	3	▼	-25.0%	-1	
	Voluntary Continuing Services and Support Agree	VA	2	▲	-	+2	
	Civil Violation	CI	1	↔		-	
	Mental Commitment	MC	1	▲	-	+1	
	Other	OT	1	▲	-	+1	
	Relief of Custody	CR	1	▼	-50.0%	-1	
	Restricted Operators License	RL	1	▼	-66.7%	-2	
	Temporary Detention Order	TD	1	▼	-66.7%	-2	
	Non-Family Abuse Protective Order	AP	0	▼	-100.0%	-1	
	Qualified Residential Treatment	QR	0	▼	-100.0%	-1	
	Remand Custody	RC	0	▼	-100.0%	-3	
	Remand Visitation	RV	0	▼	-100.0%	-3	
	Total			370	▼	-1.3%	-5
	GRAND TOTAL			946	▼	-2.1%	-20

Dispositions by Major Case Category**

Category	Summary	Change	% Change	Absolute Change
Adult Criminal	366	▲	+2.5%	+9
Child Dependency	62	▲	-27.9%	-24

* Compared to same time period as previous year
 ** Case Type Categories are defined in the 2017 Virginia Judicial Workload Assessment
 The data reported reflect the case management system. The case types reported may not necessitate judicial involvement.

CPSS - JCMS CASELOAD STATISTICS OF THE JUVENILE & DOMESTIC RELATIONS DISTRICT COURTS
 January 2024 thru October 2024 Dispositions (Compared to January 2023 thru October 2023)

Child in Need of Services/Supervision	25	▲	+13.6%	+3
Custody and Visitation	194	▲	+7.8%	+14
Delinquency	43	▲	-2.3%	-1
Juvenile Miscellaneous	14	▲	+250.0%	+10
New to Workload Study	1	↔		0
Other	61	▲	-44.0%	-48
Protective Orders	47	▲	+17.5%	+7
Support	117	▲	+19.4%	+19
Traffic	16	▼	-36.0%	-9
GRAND TOTAL	946	▼	-2.1%	-20

* Compared to same time period as previous year

** Case Type Categories are defined in the 2017 Virginia Judicial Workload Assessment

The data reported reflect the case management system. The case types reported may not necessitate judicial involvement.

2024 Overall GRAND TOTAL		Distribution of Caseload			Change*		Percentage (%) of Caseload		
1,440 +73 5.3% 	2024 2023	Adult	758	53%	-1.7% ▼	-13	Adult	2023: 56.4%	2024: 52.6%
		Juvenile	682	47%	14.4% ▲	+86	Juvenile	43.6%	47.4%
GRAND TOTAL		1,440	100%	5.3% ▲	+73	GRAND TOTAL	100%	100%	

Dispositions by Division & Code

Division	Case Type Description	Code	Summary	Change	% Change	Absolute Change	
Adult	Misdemeanor	CM	169	▼	-10.1%	-19	
	Other	OT	136	▼	-0.7%	-1	
	Show Cause	SC	129	▲	+22.9%	+24	
	Civil Support	VS	125	▼	-9.4%	-13	
	Felony	CF	82	▲	+2.5%	+2	
	Family Abuse - Protective Order	FP	54	▲	+5.9%	+3	
	Capias	CA	28	▼	-31.7%	-13	
	Motion - Protective Order	MP	11	▲	+57.1%	+4	
	Violation of Protective Order	PV	11	▲	+22.2%	+2	
	Remand Support	RS	7	▼	-22.2%	-2	
	Non-Family Abuse Protective Order	AP	2	▼	-60.0%	-3	
	Restricted License for Non-Support	SL	2	▲	+100.0%	+1	
	Protective Order	PC	1	▲	-	+1	
	Violation Family Abuse Protective Order	PS	1	▲	-	+1	
Total			758	▼	-1.7%	-13	
Juvenile	Custody Visitation	CV	363	▲	+8.4%	+28	
	Abuse and Neglect	AN	53	▲	+194.4%	+35	
	Status	ST	53	▲	+60.6%	+20	
	Traffic	T	40	▲	+42.9%	+12	
	Felony	DF	25	▲	+400.0%	+20	
	Misdemeanor	DM	25	▼	-13.8%	-4	
	Truancy	TR	20	▼	-31.0%	-9	
	Initial Foster Care	IF	17	▲	+1,600.0%	+16	
	Motion - Protective Order	MP	14	▲	+16.7%	+2	
	Child In Need of Services	CS	11	▲	+37.5%	+3	
	Remand Custody	RC	10	▼	-37.5%	-6	
	Non-Family Abuse Protective Order	AP	9	▼	-10.0%	-1	
	Foster Care Review	FC	7	▲	+40.0%	+2	
	Permanency Planning	PH	7	▼	-63.2%	-12	
	Paternity	PT	6	▲	+50.0%	+2	
	Temporary Detention Order	TD	5	▼	-28.6%	-2	
	Emergency Custody Order	EC	4	↔	-	-	
	Other	OT	4	▼	-66.7%	-8	
	Relief of Custody	CR	3	▲	+200.0%	+2	
	Civil Violation	CI	2	▲	-	+2	
	Emancipation	EP	2	▲	-	+2	
	Show Cause	SC	2	▼	-71.4%	-5	
	Family Abuse - Protective Order	FP	0	▼	-100.0%	-4	
	Juvenile Support	JS	0	▼	-100.0%	-1	
	Qualified Residential Treatment	QR	0	▼	-100.0%	-1	
	Terminate Parental Rights	TP	0	▼	-100.0%	-6	
	Voluntary Continuing Services and Support Agree	VA	0	▼	-100.0%	-1	
	Total			682	▲	14.4%	+86
	GRAND TOTAL			1,440	▲	5.3%	+73

* Compared to same time period as previous year

** Case Type Categories are defined in the 2017 Virginia Judicial Workload Assessment

The data reported reflect the case management system. The case types reported may not necessitate judicial involvement.

Dispositions by Major Case Category**

Category	Summary	Change	% Change	Absolute Change
Adult Criminal	366	▲	-3.4%	-13
Child Dependency	87	▲	+67.3%	+35
Child in Need of Services/Supervision	32	▼	-17.9%	-7
Custody and Visitation	369	▲	+8.8%	+30
Delinquency	51	▲	+30.8%	+12
Juvenile Miscellaneous	55	▲	+66.7%	+22
New to Workload Study	2	▲	-	+2
Other	166	▼	-10.3%	-19
Protective Orders	90	▼	+1.1%	+1
Support	182	▲	-1.1%	-2
Traffic	40	▲	+42.9%	+12
GRAND TOTAL	1,440	▲	5.3%	+73

* Compared to same time period as previous year

** Case Type Categories are defined in the 2017 Virginia Judicial Workload Assessment

The data reported reflect the case management system. The case types reported may not necessitate judicial involvement.

2024 Overall GRAND TOTAL		Distribution of Caseload		Change*		Percentage (%) of Caseload		
3,563	-544 -13.2%	Adult	1,633 46%	-12.2% ▼	-227	Adult	45.3%	45.8%
2024		Juvenile	1,930 54%	-14.1% ▼	-317	Juvenile	54.7%	54.2%
2023		GRAND TOTAL	3,563 100%	-13.2% ▼	-544	GRAND TOTAL	100%	100%

Dispositions by Division & Code

Division	Case Type Description	Code	Summary	Change	% Change	Absolute Change	
Adult	Show Cause	SC	316	▲	+10.9%	+31	
	Misdemeanor	CM	304	▼	-18.9%	-71	
	Civil Support	VS	284	▼	-17.7%	-61	
	Other	OT	231	▲	-4.9%	-12	
	Family Abuse - Protective Order	FP	151	▼	-6.2%	-10	
	Capias	CA	125	▲	+5.0%	+6	
	Felony	CF	119	▼	-4.8%	-6	
	Remand Support	RS	45	▼	-70.8%	-109	
	Motion - Protective Order	MP	29	↔		-	
	Non-Family Abuse Protective Order	AP	25	▲	+108.3%	+13	
	Restricted License for Non-Support	SL	2	▼	-60.0%	-3	
	Violation of Protective Order	PV	2	▼	-71.4%	-5	
		Total		1,633	▼	-12.2%	-227
Juvenile	Custody Visitation	CV	1,063	▲	+8.4%	+82	
	Misdemeanor	DM	173	▲	+4.2%	+7	
	Traffic	T	91	▼	-22.9%	-27	
	Abuse and Neglect	AN	90	▲	+45.2%	+28	
	Foster Care Review	FC	72	▼	-29.4%	-30	
	Remand Visitation	RV	65	▼	-72.3%	-170	
	Remand Custody	RC	64	▼	-72.6%	-170	
	Truancy	TR	53	▲	+76.7%	+23	
	Felony	DF	31	▼	-31.1%	-14	
	Permanency Planning	PH	30	▼	-9.1%	-3	
	Temporary Detention Order	TD	27	▲	+12.5%	+3	
	Emergency Custody Order	EC	26	▼	-7.1%	-2	
	Child In Need of Services	CS	21	▼	-8.7%	-2	
	Motion - Protective Order	MP	21	▼	-48.8%	-20	
	Initial Foster Care	IF	19	▼	-20.8%	-5	
	Voluntary Continuing Services and Support Agreem	VA	16	▲	+60.0%	+6	
	Paternity	PT	14	▼	-12.5%	-2	
	Terminate Parental Rights	TP	13	▼	-45.8%	-11	
	Status	ST	11	▼	-8.3%	-1	
	Non-Family Abuse Protective Order	AP	7	▼	-50.0%	-7	
	Civil Violation	CI	5	↔		-	
	Family Abuse - Protective Order	FP	4	▲	-	+4	
	Show Cause	SC	4	▼	-20.0%	-1	
	Special Immigrant Juvenile Status	SI	4	↔		-	
	Other	OT	2	▲	-33.3%	-1	
	Relief of Custody	CR	2	↔		-	
	Emancipation	EP	1	↔		-	
	Restoration of Parental Rights	RR	1	▲	-	+1	
	Capias	CA	0	▼	-100.0%	-1	
	Qualified Residential Treatment	QR	0	▼	-100.0%	-4	
		Total		1,930	▼	-14.1%	-317
	GRAND TOTAL			3,563	▼	-13.2%	-544

* Compared to same time period as previous year

** Case Type Categories are defined in the 2017 Virginia Judicial Workload Assessment

The data reported reflect the case management system. The case types reported may not necessitate judicial involvement.

Dispositions by Major Case Category**

Category	Summary	Change	% Change	Absolute Change
Adult Criminal	685	▼	-13.8%	-110
Child Dependency	242	▼	-7.3%	-19
Child in Need of Services/Supervision	74	▲	+39.6%	+21
Custody and Visitation	1,077	▼	+8.0%	+80
Delinquency	208	▼	-4.1%	-9
Juvenile Miscellaneous	13	▲		0
New to Workload Study	9	↔		0
Other	460	▲	-50.1%	-461
Protective Orders	237	▲	-7.8%	-20
Support	467	▼	+0.2%	+1
Traffic	91	▼	-22.9%	-27
GRAND TOTAL	3,563	▼	-13.2%	-544

* Compared to same time period as previous year

** Case Type Categories are defined in the 2017 Virginia Judicial Workload Assessment

The data reported reflect the case management system. The case types reported may not necessitate judicial involvement.

2024 Overall GRAND TOTAL		Distribution of Caseload		Change*		Percentage (%) of Caseload		
201	-9 -4.3%	Adult	96 48%	26.3% ▲	+20	Adult	36.2%	47.8%
2024		Juvenile	105 52%	-21.6% ▼	-29	Juvenile	63.8%	52.2%
2023		GRAND TOTAL	201 100%	-4.3% ▼	-9	GRAND TOTAL	100%	100%

Dispositions by Division & Code

Division	Case Type Description	Code	Summary	Change	% Change	Absolute Change
Adult	Felony	CF	23	▲	+187.5%	+15
	Misdemeanor	CM	19	▼	-32.1%	-9
	Civil Support	VS	18	▲	+38.5%	+5
	Other	OT	17	▲	+70.0%	+7
	Family Abuse - Protective Order	FP	8	▲	+100.0%	+4
	Show Cause	SC	4	▼	-33.3%	-2
	Capias	CA	3	▲	+50.0%	+1
	Motion - Protective Order	MP	2	▲	+100.0%	+1
	Remand Support	RS	2	▼	-50.0%	-2
		Total		96	▲	26.3%
Juvenile	Custody Visitation	CV	66	▲	+1.5%	+1
	Traffic	T	15	▼	-46.4%	-13
	Misdemeanor	DM	8	↔		-
	Abuse and Neglect	AN	7	▲	+133.3%	+4
	Civil Violation	CI	3	▲	+200.0%	+2
	Child In Need of Services	CS	2	▲	-	+2
	Emergency Custody Order	EC	1	▼	-50.0%	-1
	Felony	DF	1	↔		-
	Motion - Protective Order	MP	1	▲	-	+1
	Other	OT	1	▲	-	+1
	Non-Family Abuse Protective Order	AP	0	▼	-100.0%	-5
	Paternity	PT	0	▼	-100.0%	-1
	Remand Custody	RC	0	▼	-100.0%	-10
	Remand Visitation	RV	0	▼	-100.0%	-4
	Status	ST	0	▼	-100.0%	-4
	Truancy	TR	0	▼	-100.0%	-2
	Total		105	▼	-21.6%	-29
GRAND TOTAL			201	▼	-4.3%	-9

Dispositions by Major Case Category**

Category	Summary	Change	% Change	Absolute Change
Adult Criminal	45	▲	+15.4%	+6
Child Dependency	7	▲	+133.3%	+4
Child in Need of Services/Supervision	2	▲		0
Custody and Visitation	66	▼		0
Delinquency	9	↔		0
Juvenile Miscellaneous	0	▼	-100.0%	-4
New to Workload Study	3	▲	+200.0%	+2
Other	21	▲	-30.0%	-9
Protective Orders	11	▲	+10.0%	+1
Support	22	▲	+22.2%	+4
Traffic	15	▼	-46.4%	-13
GRAND TOTAL	201	▼	-4.3%	-9

* Compared to same time period as previous year

** Case Type Categories are defined in the 2017 Virginia Judicial Workload Assessment

The data reported reflect the case management system. The case types reported may not necessitate judicial involvement.

2024 Overall GRAND TOTAL		Distribution of Caseload			Change*		Percentage (%) of Caseload		
1,101	-13 -1.2%	Adult	543	49%	-6.2% ▼	-36	Adult	52.0%	49.3%
2024		Juvenile	558	51%	4.3% ▲	+23	Juvenile	48.0%	50.7%
2023		GRAND TOTAL	1,101	100%	-1.2% ▼	-13	GRAND TOTAL	100%	100%

Dispositions by Division & Code

Division	Case Type Description	Code	Summary	Change	% Change	Absolute Change	
Adult	Misdemeanor	CM	130	▲	+9.2%	+11	
	Other	OT	119	▲	+8.2%	+9	
	Civil Support	VS	111	▼	-10.5%	-13	
	Show Cause	SC	49	▼	-45.6%	-41	
	Family Abuse - Protective Order	FP	39	↔		-	
	Felony	CF	34	▼	-29.2%	-14	
	Remand Support	RS	29	▲	+123.1%	+16	
	Motion - Protective Order	MP	13	▼	-18.8%	-3	
	Non-Family Abuse Protective Order	AP	11	▲	+175.0%	+7	
	Capias	CA	7	▼	-50.0%	-7	
	Protective Order	PC	1	▲	-	+1	
	Criminal Support	CS	0	▼	-100.0%	-2	
		Total		543	▼	-6.2%	-36
Juvenile	Custody Visitation	CV	227	▼	-13.4%	-35	
	Remand Custody	RC	64	▲	+178.3%	+41	
	Traffic	T	64	▼	-19.0%	-15	
	Remand Visitation	RV	56	▲	+273.3%	+41	
	Misdemeanor	DM	46	▼	-27.0%	-17	
	Abuse and Neglect	AN	20	▲	+33.3%	+5	
	Civil Violation	CI	14	▼	-17.6%	-3	
	Child In Need of Services	CS	12	▲	+100.0%	+6	
	Permanency Planning	PH	8	▲	+100.0%	+4	
	Emergency Custody Order	EC	7	▲	+250.0%	+5	
	Felony	DF	6	▼	-73.9%	-17	
	Motion - Protective Order	MP	6	▲	+200.0%	+4	
	Truancy	TR	6	▲	+100.0%	+3	
	Status	ST	4	▲	+300.0%	+3	
	Family Abuse - Protective Order	FP	3	▲	-	+3	
	Foster Care Review	FC	3	▼	-25.0%	-1	
	Initial Foster Care	IF	2	▲	-	+2	
	Mental Commitment	MC	2	↔		-	
	Restoration of Parental Rights	RR	2	▲	-	+2	
	Temporary Detention Order	TD	2	▲	+100.0%	+1	
	Relief of Custody	CR	1	▲	-	+1	
	Show Cause	SC	1	▼	-80.0%	-4	
	Terminate Parental Rights	TP	1	↔		-	
	Voluntary Continuing Services and Support Agree	VA	1	▲	-	+1	
	Non-Family Abuse Protective Order	AP	0	▼	-100.0%	-3	
	Paternity	PT	0	▼	-100.0%	-3	
	Special Immigrant Juvenile Status	SI	0	▼	-100.0%	-1	
		Total		558	▲	4.3%	+23
	GRAND TOTAL			1,101	▼	-1.2%	-13

Dispositions by Major Case Category**

Category	Summary	Change	% Change	Absolute Change
Adult Criminal	196	▲	-8.4%	-18
Child Dependency	36	▲	+50.0%	+12

* Compared to same time period as previous year
 ** Case Type Categories are defined in the 2017 Virginia Judicial Workload Assessment
 The data reported reflect the case management system. The case types reported may not necessitate judicial involvement.

CPSS - JCMS CASELOAD STATISTICS OF THE JUVENILE & DOMESTIC RELATIONS DISTRICT COURTS
 January 2024 thru October 2024 Dispositions (Compared to January 2023 thru October 2023)

Child in Need of Services/Supervision	18	▲	+100.0%	+9
Custody and Visitation	227	▼	-14.3%	-38
Delinquency	53	▼	-41.8%	-38
Juvenile Miscellaneous	4	▲	+300.0%	+3
New to Workload Study	14	▼	-22.2%	-4
Other	281	▲	+69.3%	+115
Protective Orders	72	▲	+12.5%	+8
Support	136	▼	-25.7%	-47
Traffic	64	▼	-19.0%	-15
GRAND TOTAL	1,101	▼	-1.2%	-13

* Compared to same time period as previous year

** Case Type Categories are defined in the 2017 Virginia Judicial Workload Assessment

The data reported reflect the case management system. The case types reported may not necessitate judicial involvement.

2024 Overall GRAND TOTAL		Distribution of Caseload		Change*		Percentage (%) of Caseload			
450 +59 15.1% 	Adult Juvenile GRAND TOTAL	240	53%	25.7% ▲	+49	Adult Juvenile GRAND TOTAL	2023	2024	
		210	47%	5.0% ▲	+10		48.8%	53.3%	
		450	100%	15.1% ▲	+59			100%	100%

Dispositions by Division & Code

Division	Case Type Description	Code	Summary	Change	% Change	Absolute Change
Adult	Misdemeanor	CM	56	▲	+7.7%	+4
	Civil Support	VS	53	▲	+89.3%	+25
	Other	OT	42	↔	-16.0%	-8
	Show Cause	SC	39	▲	+254.5%	+28
	Family Abuse - Protective Order	FP	22	▲	+46.7%	+7
	Felony	CF	18	▼	-18.2%	-4
	Capias	CA	5	▲	+25.0%	+1
	Remand Support	RS	3	▲	+50.0%	+1
	Motion - Protective Order	MP	2	▼	-50.0%	-2
	Non-Family Abuse Protective Order	AP	0	▼	-100.0%	-3
	Total		240	▲	25.7%	+49
Juvenile	Custody Visitation	CV	97	↔		-
	Permanency Planning	PH	15	▲	+275.0%	+11
	Truancy	TR	14	▲	+55.6%	+5
	Abuse and Neglect	AN	13	▼	-13.3%	-2
	Misdemeanor	DM	12	▼	-53.8%	-14
	Foster Care Review	FC	8	▼	-20.0%	-2
	Initial Foster Care	IF	8	▼	-20.0%	-2
	Motion - Protective Order	MP	8	▲	+300.0%	+6
	Remand Custody	RC	7	▲	+250.0%	+5
	Child In Need of Services	CS	5	▲	+400.0%	+4
	Traffic	T	4	▼	-33.3%	-2
	Civil Violation	CI	3	▼	-40.0%	-2
	Remand Visitation	RV	3	▲	+200.0%	+2
	Status	ST	3	▲		-
	Felony	DF	2	▼	-50.0%	-2
	Non-Family Abuse Protective Order	AP	2	▲	-	+2
	Child at Risk	RI	1	▲	-	+1
	Emancipation	EP	1	▲	-	+1
	Emergency Custody Order	EC	1	▲	-	+1
	Show Cause	SC	1	▲	-	+1
	Temporary Detention Order	TD	1	▲	-	+1
	Voluntary Continuing Services and Support Agreem	VA	1	▼	-50.0%	-1
Other	OT	0	▼	-100.0%	-1	
Paternity	PT	0	▼	-100.0%	-2	
	Total		210	▲	5.0%	+10
GRAND TOTAL			450	▲	15.1%	+59

Dispositions by Major Case Category**

Category	Summary	Change	% Change	Absolute Change
Adult Criminal	90	▲	+11.1%	+9
Child Dependency	46	▲	+12.2%	+5
Child in Need of Services/Supervision	20	▲	+100.0%	+10
Custody and Visitation	97	▼	-2.0%	-2
Delinquency	14	▼	-53.3%	-16
Juvenile Miscellaneous	4	▲	+33.3%	+1

* Compared to same time period as previous year
 ** Case Type Categories are defined in the 2017 Virginia Judicial Workload Assessment
 The data reported reflect the case management system. The case types reported may not necessitate judicial involvement.

New to Workload Study	3	▼	-40.0%	-2
Other	57	▲	+1.8%	+1
Protective Orders	34	▲	+41.7%	+10
Support	81	▲	+125.0%	+45
Traffic	4	▼	-33.3%	-2
GRAND TOTAL	450	▲	15.1%	+59

* Compared to same time period as previous year
 ** Case Type Categories are defined in the 2017 Virginia Judicial Workload Assessment
 The data reported reflect the case management system. The case types reported may not necessitate judicial involvement.
 11/15/2024 11:03:03AM Source: SCV-SQL-Information

2024 Overall GRAND TOTAL		Distribution of Caseload		Change*		Percentage (%) of Caseload		
191	-46 -19.4%	Adult	113 59%	16.5% ▲	+16	Adult	2023 40.9%	2024 59.2%
2024		Juvenile	78 41%	-44.3% ▼	-62	Juvenile	59.1%	40.8%
2023		GRAND TOTAL	191 100%	-19.4% ▼	-46	GRAND TOTAL	100%	100%

Dispositions by Division & Code

Division	Case Type Description	Code	Summary	Change	% Change	Absolute Change
Adult	Misdemeanor	CM	29	▲	+38.1%	+8
	Civil Support	VS	23	▲	+21.1%	+4
	Show Cause	SC	18	▲	+5.9%	+1
	Other	OT	16	▲	-23.8%	-5
	Felony	CF	13	▲	+550.0%	+11
	Family Abuse - Protective Order	FP	7	↔		-
	Motion - Protective Order	MP	3	▼	-25.0%	-1
	Non-Family Abuse Protective Order	AP	2	▲	+100.0%	+1
	Remand Support	RS	1	↔		-
	Violation Family Abuse Protective Order	PS	1	▲	-	+1
	Capias	CA	0	▼	-100.0%	-4
	Total		113	▲	16.5%	+16
Juvenile	Custody Visitation	CV	19	▼	-79.3%	-73
	Traffic	T	10	▲	+150.0%	+6
	Abuse and Neglect	AN	7	▲	+250.0%	+5
	Remand Custody	RC	7	▲	-	+7
	Initial Foster Care	IF	6	▲	+500.0%	+5
	Remand Visitation	RV	5	▲	-	+5
	Misdemeanor	DM	4	▼	-20.0%	-1
	Permanency Planning	PH	4	▼	-20.0%	-1
	Foster Care Review	FC	3	↔		-
	Truancy	TR	3	▼	-25.0%	-1
	Motion - Protective Order	MP	2	▼	-33.3%	-1
	Temporary Detention Order	TD	2	▲	-	+2
	Felony	DF	1	▼	-66.7%	-2
	Non-Family Abuse Protective Order	AP	1	▲	-	+1
	Show Cause	SC	1	▼	-50.0%	-1
	Status	ST	1	▲	-	+1
	Terminate Parental Rights	TP	1	▼	-92.3%	-12
	Voluntary Continuing Services and Support Agreem	VA	1	↔		-
	Entrustment	ET	0	▼	-100.0%	-1
	Qualified Residential Treatment	QR	0	▼	-100.0%	-1
	Total		78	▼	-44.3%	-62
GRAND TOTAL			191	▼	-19.4%	-46

Dispositions by Major Case Category**

Category	Summary	Change	% Change	Absolute Change
Adult Criminal	52	▲	+23.8%	+10
Child Dependency	22	▲	-18.5%	-5
Child in Need of Services/Supervision	3	▼	-25.0%	-1
Custody and Visitation	19	▼	-79.3%	-73
Delinquency	6	▼	-40.0%	-4
Juvenile Miscellaneous	1	▲	-	+1
Other	31	▲	+40.9%	+9
Protective Orders	15	▲		0
Support	32	▲	+52.4%	+11

* Compared to same time period as previous year

** Case Type Categories are defined in the 2017 Virginia Judicial Workload Assessment

The data reported reflect the case management system. The case types reported may not necessitate judicial involvement.

CPSS - JCMS CASELOAD STATISTICS OF THE JUVENILE & DOMESTIC RELATIONS DISTRICT COURTS
 January 2024 thru October 2024 Dispositions (Compared to January 2023 thru October 2023)

Craig

District: 25 FIPS: 045

Traffic	10	▲	+150.0%	+6
GRAND TOTAL	191	▼	-19.4%	-46

2024 Overall GRAND TOTAL		Distribution of Caseload		Change*		Percentage (%) of Caseload			
82	-8 -8.9%	Adult	40 49%	-16.7%	▼	-8	Adult	53.3%	48.8%
2024		Juvenile	42 51%	0.0%	▼	0	Juvenile	46.7%	51.2%
2023		GRAND TOTAL	82 100%	-8.9%	▼	-8	GRAND TOTAL	100%	100%

Dispositions by Division & Code

Division	Case Type Description	Code	Summary	Change	% Change	Absolute Change
Adult	Misdemeanor	CM	13	▼	-43.5%	-10
	Felony	CF	9	▲	+200.0%	+6
	Non-Family Abuse Protective Order	AP	5	▲	+400.0%	+4
	Other	OT	4	▲	-33.3%	-2
	Show Cause	SC	3	▲	+50.0%	+1
	Capias	CA	2	▼	-50.0%	-2
	Civil Support	VS	2	▼	-50.0%	-2
	Remand Support	RS	2	▲	-	+2
	Family Abuse - Protective Order	FP	0	▼	-100.0%	-5
	Total		40	▼	-16.7%	-8
Juvenile	Custody Visitation	CV	15	▼	-40.0%	-10
	Traffic	T	12	▲	+200.0%	+8
	Misdemeanor	DM	4	▼	-33.3%	-2
	Remand Custody	RC	4	▲	-	+4
	Remand Visitation	RV	4	▲	-	+4
	Paternity	PT	3	▲	-	+3
	Abuse and Neglect	AN	0	▼	-100.0%	-5
	Foster Care Review	FC	0	▼	-100.0%	-1
	Initial Foster Care	IF	0	▼	-100.0%	-1
	Total		42		0.0%	0
GRAND TOTAL			82	▼	-8.9%	-8

Dispositions by Major Case Category**

Category	Summary	Change	% Change	Absolute Change	
Adult Criminal	24	▲	-20.0%	-6	
Child Dependency	0	▼	-100.0%	-7	
Custody and Visitation	18	▲	-28.0%	-7	
Delinquency	4	▼	-33.3%	-2	
Other	14	▲	+133.3%	+8	
Protective Orders	5	▲	-16.7%	-1	
Support	5	▲	-16.7%	-1	
Traffic	12	▲	+200.0%	+8	
GRAND TOTAL		82	▼	-8.9%	-8

* Compared to same time period as previous year
 ** Case Type Categories are defined in the 2017 Virginia Judicial Workload Assessment
 The data reported reflect the case management system. The case types reported may not necessitate judicial involvement.

2024 Overall GRAND TOTAL		Distribution of Caseload		Change*		Percentage (%) of Caseload			
1,179 +63 5.6% 		Adult	619	53%	13.0% ▲	+71	Adult	49.1%	52.5%
		Juvenile	560	47%	-1.4% ▼	-8	Juvenile	50.9%	47.5%
		GRAND TOTAL	1,179	100%	5.6% ▲	+63	GRAND TOTAL	100%	100%

Dispositions by Division & Code

Division	Case Type Description	Code	Summary	Change	% Change	Absolute Change	
Adult	Misdemeanor	CM	153	▲	+22.4%	+28	
	Civil Support	VS	120	▲	+22.4%	+22	
	Other	OT	100	▲	-8.3%	-9	
	Show Cause	SC	78	▲	+1.3%	+1	
	Felony	CF	70	▲	+48.9%	+23	
	Family Abuse - Protective Order	FP	50	▲	+8.7%	+4	
	Capias	CA	17	▼	-34.6%	-9	
	Motion - Protective Order	MP	12	▲	+33.3%	+3	
	Non-Family Abuse Protective Order	AP	11	▲	+450.0%	+9	
	Violation of Protective Order	PV	4	▲	-	+4	
	Remand Support	RS	2	▼	-75.0%	-6	
	Violation Family Abuse Protective Order	PS	2	▲	+100.0%	+1	
		Total		619	▲	13.0%	+71
Juvenile	Custody Visitation	CV	311	▼	-4.6%	-15	
	Misdemeanor	DM	65	▲	+35.4%	+17	
	Traffic	T	37	▲	+85.0%	+17	
	Truancy	TR	26	▲	+30.0%	+6	
	Abuse and Neglect	AN	19	▼	-34.5%	-10	
	Motion - Protective Order	MP	14	▲	+40.0%	+4	
	Felony	DF	13	▼	-45.8%	-11	
	Permanency Planning	PH	11	▲	+37.5%	+3	
	Show Cause	SC	11	▲	+83.3%	+5	
	Status	ST	10	▲	+66.7%	+4	
	Paternity	PT	8	↔	-	-	
	Child In Need of Services	CS	6	▲	+50.0%	+2	
	Foster Care Review	FC	6	▲	+20.0%	+1	
	Initial Foster Care	IF	6	▼	-25.0%	-2	
	Civil Violation	CI	4	▼	-33.3%	-2	
	Non-Family Abuse Protective Order	AP	3	▼	-62.5%	-5	
	Relief of Custody	CR	3	▼	-62.5%	-5	
	Temporary Detention Order	TD	3	▼	-25.0%	-1	
	Emergency Custody Order	EC	2	▲	-	+2	
	Family Abuse - Protective Order	FP	1	▲	-	+1	
	Other	OT	1	▲	-	+1	
	Child at Risk	RI	0	▼	-100.0%	-1	
	Emancipation	EP	0	▼	-100.0%	-1	
	Qualified Residential Treatment	QR	0	▼	-100.0%	-2	
	Remand Custody	RC	0	▼	-100.0%	-7	
	Remand Visitation	RV	0	▼	-100.0%	-7	
	Special Immigrant Juvenile Status	SI	0	▼	-100.0%	-1	
	Voluntary Continuing Services and Support Agreem	VA	0	▼	-100.0%	-1	
		Total		560	▼	-1.4%	-8
	GRAND TOTAL			1,179	▲	5.6%	+63

* Compared to same time period as previous year

** Case Type Categories are defined in the 2017 Virginia Judicial Workload Assessment

The data reported reflect the case management system. The case types reported may not necessitate judicial involvement.




Dispositions by Major Case Category**

Category	Summary	Change	% Change	Absolute Change
Adult Criminal	287	▲	+16.2%	+40
Child Dependency	45	▼	-27.4%	-17
Child in Need of Services/Supervision	33	▲	+37.5%	+9
Custody and Visitation	319	▼	-4.5%	-15
Delinquency	88	▲	+12.8%	+10
Juvenile Miscellaneous	10	▼	+42.9%	+3
New to Workload Study	4	▼	-42.9%	-3
Other	108	▲	-20.0%	-27
Protective Orders	91	▲	+21.3%	+16
Support	157	▲	+23.6%	+30
Traffic	37	▲	+85.0%	+17
GRAND TOTAL	1,179	▲	5.6%	+63

* Compared to same time period as previous year

** Case Type Categories are defined in the 2017 Virginia Judicial Workload Assessment

The data reported reflect the case management system. The case types reported may not necessitate judicial involvement.

2024 Overall GRAND TOTAL		Distribution of Caseload			Change*		Percentage (%) of Caseload		
1,763	-155 -8.1%	Adult	1,016	58%	-2.3% ▼	-24	Adult	54.2%	57.6%
2024 		Juvenile	747	42%	-14.9% ▼	-131	Juvenile	45.8%	42.4%
2023 		GRAND TOTAL	1,763	100%	-8.1% ▼	-155	GRAND TOTAL	100%	100%

Dispositions by Division & Code

Division	Case Type Description	Code	Summary	Change	% Change	Absolute Change	
Adult	Show Cause	SC	230	▲	+79.7%	+102	
	Misdemeanor	CM	188	▼	-19.0%	-44	
	Felony	CF	178	▼	-19.5%	-43	
	Civil Support	VS	130	▼	-10.3%	-15	
	Other	OT	99	▼	-24.4%	-32	
	Capias	CA	78	▲	+16.4%	+11	
	Family Abuse - Protective Order	FP	77	↔		-	
	Remand Support	RS	13	▼	-13.3%	-2	
	Motion - Protective Order	MP	9	▼	-47.1%	-8	
	Violation of Protective Order	PV	7	▲	+133.3%	+4	
	Non-Family Abuse Protective Order	AP	4	▲	+100.0%	+2	
	Restricted License for Non-Support	SL	3	▲	+200.0%	+2	
	Criminal Support	CS	0	▼	-100.0%	-1	
	Total		1,016	▼	-2.3%	-24	
Juvenile	Custody Visitation	CV	349	▼	-26.8%	-128	
	Abuse and Neglect	AN	78	▲	+90.2%	+37	
	Misdemeanor	DM	49	▼	-5.8%	-3	
	Mental Commitment	MC	42	▼	-27.6%	-16	
	Foster Care Review	FC	41	▲	+10.8%	+4	
	Traffic	T	29	▼	-35.6%	-16	
	Initial Foster Care	IF	23	▲	+109.1%	+12	
	Remand Custody	RC	16	▼	-15.8%	-3	
	Remand Visitation	RV	16	▼	-5.9%	-1	
	Motion - Protective Order	MP	14	▲	+27.3%	+3	
	Permanency Planning	PH	13	▼	-7.1%	-1	
	Temporary Detention Order	TD	12	▼	-7.7%	-1	
	Terminate Parental Rights	TP	12	▲	+20.0%	+2	
	Child In Need of Services	CS	10	▲	+66.7%	+4	
	Felony	DF	9	▼	-64.0%	-16	
	Paternity	PT	9	▼	-10.0%	-1	
	Emergency Custody Order	EC	6	▲	+20.0%	+1	
	Non-Family Abuse Protective Order	AP	6	▲	+20.0%	+1	
	Special Immigrant Juvenile Status	SI	4	▲	+33.3%	+1	
	Truancy	TR	4	▼	-60.0%	-6	
	Show Cause	SC	2	▲	-	+2	
	Status	ST	2	▼	-60.0%	-3	
	Voluntary Continuing Services and Support Agree	VA	1	▼	-50.0%	-1	
	Civil Violation	CI	0	▼	-100.0%	-2	
		Total		747	▼	-14.9%	-131
		GRAND TOTAL		1,763	▼	-8.1%	-155

Dispositions by Major Case Category**

Category	Summary	Change	% Change	Absolute Change
Adult Criminal	567	▲	-5.3%	-32
Child Dependency	168	▲	+46.1%	+53
Child in Need of Services/Supervision	14	▲	-12.5%	-2
Custody and Visitation	358	▼	-26.5%	-129

* Compared to same time period as previous year
 ** Case Type Categories are defined in the 2017 Virginia Judicial Workload Assessment
 The data reported reflect the case management system. The case types reported may not necessitate judicial involvement.

CPSS - JCMS CASELOAD STATISTICS OF THE JUVENILE & DOMESTIC RELATIONS DISTRICT COURTS
 January 2024 thru October 2024 Dispositions (Compared to January 2023 thru October 2023)

Staunton

District: 25 FIPS: 790

Delinquency	60	▲	-22.1%	-17
Juvenile Miscellaneous	2	▼	-60.0%	-3
New to Workload Study	4	▼	-20.0%	-1
Other	204	▼	-20.9%	-54
Protective Orders	110	▲	-1.8%	-2
Support	247	▲	+24.1%	+48
Traffic	29	▼	-35.6%	-16
GRAND TOTAL	1,763	▼	-8.1%	-155

* Compared to same time period as previous year

** Case Type Categories are defined in the 2017 Virginia Judicial Workload Assessment

The data reported reflect the case management system. The case types reported may not necessitate judicial involvement.

2024 Overall GRAND TOTAL		Distribution of Caseload		Change*		Percentage (%) of Caseload		
1,732	+23 1.3%	Adult	931 54%	9.4% ▲	+80	Adult	49.8%	53.8%
2024		Juvenile	801 46%	-6.6% ▼	-57	Juvenile	50.2%	46.2%
		GRAND TOTAL	1,732 100%	1.3% ▲	+23	GRAND TOTAL	100%	100%

Dispositions by Division & Code

Division	Case Type Description	Code	Summary	Change	% Change	Absolute Change	
Adult	Show Cause	SC	204	▲	+28.3%	+45	
	Civil Support	VS	201	▲	+9.8%	+18	
	Misdemeanor	CM	130	▼	-20.7%	-34	
	Other	OT	121	▼	-6.9%	-9	
	Capias	CA	101	▲	+53.0%	+35	
	Felony	CF	67	▲	+24.1%	+13	
	Family Abuse - Protective Order	FP	66	▲	+15.8%	+9	
	Remand Support	RS	14	▲	+40.0%	+4	
	Motion - Protective Order	MP	11	▼	-52.2%	-12	
	Non-Family Abuse Protective Order	AP	10	▲	+400.0%	+8	
	Restricted License for Non-Support	SL	5	▲	+66.7%	+2	
	Violation of Protective Order	PV	1	▲	-	+1	
		Total		931	▲	9.4%	+80
Juvenile	Custody Visitation	CV	409	▼	-14.3%	-68	
	Misdemeanor	DM	80	▲	+40.4%	+23	
	Foster Care Review	FC	53	▲	+6.0%	+3	
	Felony	DF	51	▲	+155.0%	+31	
	Permanency Planning	PH	28	▼	-12.5%	-4	
	Remand Custody	RC	21	▲	+10.5%	+2	
	Remand Visitation	RV	21	▲	+10.5%	+2	
	Temporary Detention Order	TD	20	▲	+53.8%	+7	
	Abuse and Neglect	AN	18	▼	-40.0%	-12	
	Traffic	T	17	▲	+41.7%	+5	
	Terminate Parental Rights	TP	14	▼	-30.0%	-6	
	Truancy	TR	14	▼	-30.0%	-6	
	Initial Foster Care	IF	13	▲	+8.3%	+1	
	Paternity	PT	9	▼	-10.0%	-1	
	Child In Need of Services	CS	7	▼	-36.4%	-4	
	Show Cause	SC	6	▼	+20.0%	+1	
	Motion - Protective Order	MP	5	▼	-77.3%	-17	
	Voluntary Continuing Services and Support Agree	VA	5	▲	+25.0%	+1	
	Non-Family Abuse Protective Order	AP	4	▼	-42.9%	-3	
	Emergency Custody Order	EC	3	▼	-25.0%	-1	
	Status	ST	3	▲	+200.0%	+2	
	Child at Risk	RI	0	▼	-100.0%	-11	
	Other	OT	0	▼	-100.0%	-2	
		Total		801	▼	-6.6%	-57
		GRAND TOTAL		1,732	▲	1.3%	+23




Dispositions by Major Case Category**

Category	Summary	Change	% Change	Absolute Change
Adult Criminal	383	▲	+0.3%	+1
Child Dependency	131	▼	-17.6%	-28
Child in Need of Services/Supervision	21	▼	-34.4%	-11
Custody and Visitation	418	▼	-14.2%	-69
Delinquency	137	▲	+69.1%	+56
Juvenile Miscellaneous	3	▲	+200.0%	+2

* Compared to same time period as previous year
 ** Case Type Categories are defined in the 2017 Virginia Judicial Workload Assessment
 The data reported reflect the case management system. The case types reported may not necessitate judicial involvement.

Other	200	▼	+1.5%	+3
Protective Orders	96	▲	-13.5%	-15
Support	326	▲	+32.0%	+79
Traffic	17	▲	+41.7%	+5
GRAND TOTAL	1,732	▲	1.3%	+23

* Compared to same time period as previous year
 ** Case Type Categories are defined in the 2017 Virginia Judicial Workload Assessment
 The data reported reflect the case management system. The case types reported may not necessitate judicial involvement.

2024 Overall GRAND TOTAL		Distribution of Caseload		Change*		Percentage (%) of Caseload					
2024  2023 	472 +66 16.3% 	Adult	200	42%	11.1% ▲	+20	Adult	2023	44.3%	2024	42.4%
		Juvenile	272	58%	20.4% ▲	+46	Juvenile	55.7%	57.6%		
		GRAND TOTAL	472	100%	16.3% ▲	+66	GRAND TOTAL	100%	100%		

Dispositions by Division & Code

Division	Case Type Description	Code	Summary	Change	% Change	Absolute Change
Adult	Show Cause	SC	48	▲	+23.1%	+9
	Misdemeanor	CM	39	▲	+30.0%	+9
	Civil Support	VS	38	▼	-15.6%	-7
	Other	OT	27	▼	-28.9%	-11
	Capias	CA	16	▲	+77.8%	+7
	Family Abuse - Protective Order	FP	11	▲	+22.2%	+2
	Remand Support	RS	8	▲	+100.0%	+4
	Felony	CF	5	▲	+25.0%	+1
	Motion - Protective Order	MP	5	▲	+400.0%	+4
	Violation of Protective Order	PV	2	▲	-	+2
	Non-Family Abuse Protective Order	AP	1	↔	-	-
Total			200	▲	11.1%	+20
Juvenile	Custody Visitation	CV	122	▼	-3.2%	-4
	Misdemeanor	DM	30	▲	+3.4%	+1
	Civil Violation	CI	14	▲	+40.0%	+4
	Traffic	T	14	▲	+133.3%	+8
	Remand Custody	RC	13	▲	+85.7%	+6
	Remand Visitation	RV	13	▲	+85.7%	+6
	Abuse and Neglect	AN	9	↔	-	-
	Paternity	PT	9	▲	+28.6%	+2
	Foster Care Review	FC	6	▲	+100.0%	+3
	Permanency Planning	PH	6	▲	+100.0%	+3
	Status	ST	6	▲	-	+6
	Emergency Custody Order	EC	4	▼	-20.0%	-1
	Motion - Protective Order	MP	4	▲	-	+4
	Show Cause	SC	4	▲	-	+4
	Truancy	TR	4	▲	-	+4
	Felony	DF	3	▲	+200.0%	+2
	Temporary Detention Order	TD	3	▼	-25.0%	-1
	Initial Foster Care	IF	2	▲	+100.0%	+1
	Special Immigrant Juvenile Status	SI	2	↔	-	-
	Capias	CA	1	▲	-	+1
	Entrustment	ET	1	▲	-	+1
	Non-Family Abuse Protective Order	AP	1	▲	-	+1
	Other	OT	1	▲	-	+1
	Terminate Parental Rights	TP	0	▼	-100.0%	-6
	Total			272	▲	20.4%
GRAND TOTAL			472	▲	16.3%	+66

Dispositions by Major Case Category**

Category	Summary	Change	% Change	Absolute Change
Adult Criminal	95	▲	+55.7%	+34
Child Dependency	24	▲	+9.1%	+2
Child in Need of Services/Supervision	4	▲	-	+4
Custody and Visitation	131	▲	-1.5%	-2
Delinquency	38	▲	+26.7%	+8
Juvenile Miscellaneous	6	▲	-	+6

* Compared to same time period as previous year

** Case Type Categories are defined in the 2017 Virginia Judicial Workload Assessment

The data reported reflect the case management system. The case types reported may not necessitate judicial involvement.

CPSS - JCMS CASELOAD STATISTICS OF THE JUVENILE & DOMESTIC RELATIONS DISTRICT COURTS
 January 2024 thru October 2024 Dispositions (Compared to January 2023 thru October 2023)

New to Workload Study	16	▲	+33.3%	+4
Other	69	▲	+6.2%	+4
Protective Orders	22	▲	+100.0%	+11
Support	53	▲	-19.7%	-13
Traffic	14	▲	+133.3%	+8
GRAND TOTAL	472	▲	16.3%	+66

* Compared to same time period as previous year
 ** Case Type Categories are defined in the 2017 Virginia Judicial Workload Assessment
 The data reported reflect the case management system. The case types reported may not necessitate judicial involvement.

2024 Overall GRAND TOTAL		Distribution of Caseload			Change*		Percentage (%) of Caseload		
3,359 +6 0.2% 	Adult	1,586	47%	8.5% ▲	+124	Adult	2023	2024	
	Juvenile	1,773	53%	-6.2% ▼	-118	Juvenile	43.6%	47.2%	
	GRAND TOTAL	3,359	100%	0.2% ▲	+6	GRAND TOTAL	100%	100%	

Dispositions by Division & Code

Division	Case Type Description	Code	Summary	Change	% Change	Absolute Change	
Adult	Misdemeanor	CM	363	▲	+26.5%	+76	
	Show Cause	SC	344	▲	+15.4%	+46	
	Civil Support	VS	295	▼	-14.0%	-48	
	Other	OT	208	▲	+8.3%	+16	
	Capias	CA	133	▲	+70.5%	+55	
	Family Abuse - Protective Order	FP	106	▼	-15.2%	-19	
	Felony	CF	61	▲	+7.0%	+4	
	Remand Support	RS	40	▼	-9.1%	-4	
	Violation of Protective Order	PV	14	▼	-6.7%	-1	
	Motion - Protective Order	MP	11	▲	+37.5%	+3	
	Non-Family Abuse Protective Order	AP	6	↔		-	
	Protective Order	PC	4	▼	-42.9%	-3	
	Violation Family Abuse Protective Order	PS	1	↔		-	
	Bond Forfeiture	BF	0	▼	-100.0%	-1	
	Total		1,586	▲	8.5%	+124	
Juvenile	Custody Visitation	CV	1,059	▼	-10.0%	-118	
	Misdemeanor	DM	171	▲	+19.6%	+28	
	Traffic	T	107	▲	+46.6%	+34	
	Remand Custody	RC	71	▲	+2.9%	+2	
	Remand Visitation	RV	71	▼	-5.3%	-4	
	Felony	DF	43	▲	+43.3%	+13	
	Paternity	PT	34	▼	-5.6%	-2	
	Status	ST	28	▼	-3.4%	-1	
	Abuse and Neglect	AN	27	▼	-46.0%	-23	
	Foster Care Review	FC	26	▼	-21.2%	-7	
	Truancy	TR	22	▼	-31.3%	-10	
	Motion - Protective Order	MP	18	▲	+157.1%	+11	
	Permanency Planning	PH	18	▼	-33.3%	-9	
	Special Immigrant Juvenile Status	SI	18	▼	-5.3%	-1	
	Initial Foster Care	IF	12	↔		-	
	Terminate Parental Rights	TP	12	▲	+9.1%	+1	
	Emergency Custody Order	EC	7	▼	-12.5%	-1	
	Non-Family Abuse Protective Order	AP	6	▼	-64.7%	-11	
	Temporary Detention Order	TD	6	▼	-62.5%	-10	
	Civil Violation	CI	5	▼	-28.6%	-2	
	Family Abuse - Protective Order	FP	4	▲	+100.0%	+2	
	Other	OT	4	▼	-42.9%	-3	
	Show Cause	SC	2	▲	-	+2	
	Child In Need of Services	CS	1	▼	-66.7%	-2	
	Voluntary Continuing Services and Support Agreen	VA	1	▼	-66.7%	-2	
	Child at Risk	RI	0	▼	-100.0%	-1	
	Emancipation	EP	0	▼	-100.0%	-1	
	Qualified Residential Treatment	QR	0	▼	-100.0%	-3	
		Total		1,773	▼	-6.2%	-118
	GRAND TOTAL			3,359	▲	0.2%	+6

* Compared to same time period as previous year

** Case Type Categories are defined in the 2017 Virginia Judicial Workload Assessment

The data reported reflect the case management system. The case types reported may not necessitate judicial involvement.

Dispositions by Major Case Category**

Category	Summary	Change	% Change	Absolute Change
Adult Criminal	800	▼	+24.6%	+158
Child Dependency	96	▼	-31.4%	-44
Child in Need of Services/Supervision	24	▲	-31.4%	-11
Custody and Visitation	1,093	▼	-9.9%	-120
Delinquency	215	▲	+24.3%	+42
Juvenile Miscellaneous	28	▼	-6.7%	-2
New to Workload Study	23	▼	-11.5%	-3
Other	407	▲	-1.0%	-4
Protective Orders	151	▲	-8.5%	-14
Support	415	▲	-6.7%	-30
Traffic	107	▲	+46.6%	+34
GRAND TOTAL	3,359	▲	0.2%	+6

* Compared to same time period as previous year

** Case Type Categories are defined in the 2017 Virginia Judicial Workload Assessment

The data reported reflect the case management system. The case types reported may not necessitate judicial involvement.

2024 Overall GRAND TOTAL		Distribution of Caseload		Change*		Percentage (%) of Caseload			
1,399	-231 -14.2%	Adult	631	45%	-15.3% ▼	-114	Adult	45.7%	45.1%
2024		Juvenile	768	55%	-13.2% ▼	-117	Juvenile	54.3%	54.9%
2023		GRAND TOTAL	1,399	100%	-14.2% ▼	-231	GRAND TOTAL	100%	100%

Dispositions by Division & Code

Division	Case Type Description	Code	Summary	Change	% Change	Absolute Change	
Adult	Misdemeanor	CM	129	↔		-	
	Show Cause	SC	110	▼	-34.5%	-58	
	Other	OT	106	▲	+6.0%	+6	
	Civil Support	VS	104	▼	-19.4%	-25	
	Family Abuse - Protective Order	FP	56	▼	-24.3%	-18	
	Felony	CF	55	▲	+22.2%	+10	
	Capias	CA	53	▼	-26.4%	-19	
	Motion - Protective Order	MP	10	▼	-52.4%	-11	
	Non-Family Abuse Protective Order	AP	3	▼	-40.0%	-2	
	Remand Support	RS	3	▲	+50.0%	+1	
	Restricted License for Non-Support	SL	1	▲	-	+1	
	Violation of Protective Order	PV	1	▲	-	+1	
	Total			631	▼	-15.3%	-114
Juvenile	Custody Visitation	CV	478	▼	-12.3%	-67	
	Misdemeanor	DM	69	▼	-14.8%	-12	
	Traffic	T	43	▼	-40.3%	-29	
	Permanency Planning	PH	28	▲	+3.7%	+1	
	Status	ST	28	▲	-17.6%	-6	
	Foster Care Review	FC	18	▼	-10.0%	-2	
	Initial Foster Care	IF	13	▲	+8.3%	+1	
	Truancy	TR	12	▲	+300.0%	+9	
	Abuse and Neglect	AN	10	▼	-37.5%	-6	
	Show Cause	SC	9	▼	-18.2%	-2	
	Felony	DF	7	▲	+16.7%	+1	
	Motion - Protective Order	MP	7	▲	+133.3%	+4	
	Capias	CA	5	▲	+400.0%	+4	
	Child In Need of Services	CS	5	↔		-	
	Non-Family Abuse Protective Order	AP	5	▼	-28.6%	-2	
	Remand Custody	RC	5	▲	-	+5	
	Remand Visitation	RV	5	▲	-	+5	
	Other	OT	4	▲	+33.3%	+1	
	Paternity	PT	4	▼	-66.7%	-8	
	Terminate Parental Rights	TP	4	▼	-75.0%	-12	
	Voluntary Continuing Services and Support Agreen	VA	4	↔		-	
	Emergency Custody Order	EC	2	↔		-	
	Family Abuse - Protective Order	FP	1	▲	-	+1	
	Special Immigrant Juvenile Status	SI	1	▲	-	+1	
	Temporary Detention Order	TD	1	▲	-	+1	
	Child at Risk	RI	0	▼	-100.0%	-1	
	Civil Violation	CI	0	▼	-100.0%	-1	
	Emancipation	EP	0	▼	-100.0%	-1	
	Qualified Residential Treatment	QR	0	▼	-100.0%	-2	
	Total			768	▼	-13.2%	-117
	GRAND TOTAL			1,399	▼	-14.2%	-231

* Compared to same time period as previous year
 ** Case Type Categories are defined in the 2017 Virginia Judicial Workload Assessment
 The data reported reflect the case management system. The case types reported may not necessitate judicial involvement.



Dispositions by Major Case Category**

Category	Summary	Change	% Change	Absolute Change
Adult Criminal	296	▲	-16.1%	-57
Child Dependency	77	▼	-21.4%	-21
Child in Need of Services/Supervision	17	▲	+112.5%	+9
Custody and Visitation	482	▼	-13.5%	-75
Delinquency	90	▲	-9.1%	-9
Juvenile Miscellaneous	28	▲	-20.0%	-7
New to Workload Study	1	▲		0
Other	126	▲	+17.8%	+19
Protective Orders	82	▲	-25.5%	-28
Support	157	▲	-17.4%	-33
Traffic	43	▼	-40.3%	-29
GRAND TOTAL	1,399	▼	-14.2%	-231

* Compared to same time period as previous year

** Case Type Categories are defined in the 2017 Virginia Judicial Workload Assessment

The data reported reflect the case management system. The case types reported may not necessitate judicial involvement.

2024 Overall GRAND TOTAL		Distribution of Caseload			Change*		Percentage (%) of Caseload		
2024  2023 	5,664								
	+456	Adult	2,569	45%	12.0% ▲	+276	Adult	44.0%	45.4%
	8.8%	Juvenile	3,095	55%	6.2% ▲	+180	Juvenile	56.0%	54.6%
		GRAND TOTAL	5,664	100%	8.8% ▲	+456	GRAND TOTAL	100%	100%

Dispositions by Division & Code

Division	Case Type Description	Code	Summary	Change	% Change	Absolute Change	
Adult	Misdemeanor	CM	571	▲	+30.4%	+133	
	Civil Support	VS	495	▲	+9.3%	+42	
	Show Cause	SC	462	▲	+37.1%	+125	
	Other	OT	360	▲	-2.4%	-9	
	Felony	CF	238	▲	+15.5%	+32	
	Family Abuse - Protective Order	FP	230	▲	+8.0%	+17	
	Capias	CA	138	▼	-16.4%	-27	
	Remand Support	RS	24	▼	-22.6%	-7	
	Motion - Protective Order	MP	22	▼	-38.9%	-14	
	Non-Family Abuse Protective Order	AP	16	▲	+60.0%	+6	
	Violation of Protective Order	PV	9	▼	-64.0%	-16	
	Violation Family Abuse Protective Order	PS	2	↔	-	-	
	Bond Forfeiture	BF	1	▼	-50.0%	-1	
	Return of Desposit (Bondsman)	RD	1	▲	-	+1	
	Restricted License for Non-Support	SL	0	▼	-100.0%	-6	
	Total		2,569	▲	12.0%	+276	
Juvenile	Custody Visitation	CV	1,360	▲	+8.7%	+109	
	Misdemeanor	DM	350	▼	-7.9%	-30	
	Traffic	T	252	▼	-16.6%	-50	
	Abuse and Neglect	AN	235	▲	+23.0%	+44	
	Permanency Planning	PH	105	▼	-7.1%	-8	
	Motion - Protective Order	MP	102	▲	+20.0%	+17	
	Felony	DF	86	▲	+115.0%	+46	
	Foster Care Review	FC	73	↔	-	-	
	Initial Foster Care	IF	60	▲	+76.5%	+26	
	Special Immigrant Juvenile Status	SI	58	▲	+23.4%	+11	
	Paternity	PT	56	▲	+24.4%	+11	
	Remand Custody	RC	53	▼	-13.1%	-8	
	Remand Visitation	RV	49	▼	-16.9%	-10	
	Show Cause	SC	37	▲	+12.1%	+4	
	Truancy	TR	34	▼	-15.0%	-6	
	Status	ST	31	▼	+14.8%	+4	
	Terminate Parental Rights	TP	30	▼	-16.7%	-6	
	Entrustment	ET	26	▲	+136.4%	+15	
	Non-Family Abuse Protective Order	AP	22	▲	+120.0%	+12	
	Child In Need of Services	CS	17	▲	+41.7%	+5	
	Voluntary Continuing Services and Support Agree	VA	17	▲	+30.8%	+4	
	Civil Violation	CI	10	▼	-28.6%	-4	
	Relief of Custody	CR	8	▼	-33.3%	-4	
	Temporary Detention Order	TD	7	▲	+40.0%	+2	
	Capias	CA	6	▲	+100.0%	+3	
	Other	OT	5	▲	-	+5	
	Emergency Custody Order	EC	4	↔	-	-	
	Family Abuse - Protective Order	FP	1	▲	-	+1	
	Mental Commitment	MC	1	↔	-	-	
	Juvenile Support	JS	0	▼	-100.0%	-1	
	Qualified Residential Treatment	QR	0	▼	-100.0%	-11	
	Restoration of Parental Rights	RR	0	▼	-100.0%	-1	
		Total		3,095	▲	6.2%	+180
		GRAND TOTAL		5,664	▲	8.8%	+456

* Compared to same time period as previous year ** Case Type Categories are defined in the 2017 Virginia Judicial Workload Assessment
 The data reported reflect the case management system. The case types reported may not necessitate judicial involvement.

Dispositions by Major Case Category**

Category	Summary	Change	% Change	Absolute Change
Adult Criminal	1,185	▼	+20.5%	+202
Child Dependency	554	▲	+12.1%	+60
Child in Need of Services/Supervision	62	▲	+5.1%	+3
Custody and Visitation	1,416	▲	+9.3%	+120
Delinquency	468	▲	+4.2%	+19
Juvenile Miscellaneous	31	▼	+14.8%	+4
New to Workload Study	68	▼	+11.5%	+7
Other	504	▲	-5.1%	-27
Protective Orders	393	▲	+11.0%	+39
Support	731	▼	+12.1%	+79
Traffic	252	▼	-16.6%	-50
GRAND TOTAL	5,664	▲	8.8%	+456

* Compared to same time period as previous year

** Case Type Categories are defined in the 2017 Virginia Judicial Workload Assessment

The data reported reflect the case management system. The case types reported may not necessitate judicial involvement.

2024 Overall GRAND TOTAL		Distribution of Caseload			Change*		Percentage (%) of Caseload		
2,429	-68 -2.7%	Adult	1,078	44%	-7.7% ▼	-90	Adult	46.8%	44.4%
2024		Juvenile	1,351	56%	1.7% ▲	+22	Juvenile	53.2%	55.6%
2023		GRAND TOTAL	2,429	100%	-2.7% ▼	-68	GRAND TOTAL	100%	100%

Dispositions by Division & Code

Division	Case Type Description	Code	Summary	Change	% Change	Absolute Change
Adult	Show Cause	SC	221	▲	-3.5%	-8
	Civil Support	VS	211	▲	+17.2%	+31
	Misdemeanor	CM	187	▼	-24.6%	-61
	Other	OT	153	▲	-9.5%	-16
	Felony	CF	116	▼	-5.7%	-7
	Family Abuse - Protective Order	FP	71	▼	-11.3%	-9
	Capias	CA	69	▲	-24.2%	-22
	Motion - Protective Order	MP	18	▲	+12.5%	+2
	Remand Support	RS	12	↔		-
	Non-Family Abuse Protective Order	AP	10	▼	-16.7%	-2
	Violation of Protective Order	PV	5	▲	+25.0%	+1
	Emergency Custody Order	EC	3	▲	-	+3
	Restricted License for Non-Support	SL	2	▼	-50.0%	-2
	Total		1,078	▼	-7.7%	-90
Juvenile	Custody Visitation	CV	773	▼	-7.1%	-59
	Misdemeanor	DM	151	▲	+36.0%	+40
	Status	ST	53	▲	+55.9%	+19
	Traffic	T	49	▲	+40.0%	+14
	Show Cause	SC	38	▲	-5.0%	-2
	Remand Custody	RC	33	▲	+10.0%	+3
	Remand Visitation	RV	33	▲	+10.0%	+3
	Truancy	TR	30	▼	-14.3%	-5
	Permanency Planning	PH	27	▲	+92.9%	+13
	Child In Need of Services	CS	25	▼	-24.2%	-8
	Felony	DF	24	▲	+20.0%	+4
	Abuse and Neglect	AN	23	▲	+27.8%	+5
	Civil Violation	CI	13	↔		-
	Paternity	PT	13	▼	-40.9%	-9
	Motion - Protective Order	MP	11	▲	+120.0%	+6
	Foster Care Review	FC	9	▼	-47.1%	-8
	Non-Family Abuse Protective Order	AP	9	▲	+200.0%	+6
	Special Immigrant Juvenile Status	SI	9	▲	+200.0%	+6
	Initial Foster Care	IF	7	↔		-
	Other	OT	4	▲	-	+4
	Relief of Custody	CR	4	▲	+33.3%	+1
	Emergency Custody Order	EC	2	↔		-
	Entrustment	ET	2	▼	-66.7%	-4
	Terminate Parental Rights	TP	2	▲	+100.0%	+1
	Voluntary Continuing Services and Support Agreem	VA	2	↔		-
	Capias	CA	1	▲	-	+1
	Child at Risk	RI	1	▲	-	+1
	Emancipation	EP	1	▲	-	+1
	Juvenile Support	JS	1	▲	-	+1
	Temporary Detention Order	TD	1	▼	-90.0%	-9
	Qualified Residential Treatment	QR	0	▼	-100.0%	-2
	Restoration of Parental Rights	RR	0	▼	-100.0%	-1
		Total		1,351	▲	1.7%
	GRAND TOTAL		2,429	▼	-2.7%	-68

* Compared to same time period as previous year
 ** Case Type Categories are defined in the 2017 Virginia Judicial Workload Assessment
 The data reported reflect the case management system. The case types reported may not necessitate judicial involvement.

Dispositions by Major Case Category**

Category	Summary	Change	% Change	Absolute Change
Adult Criminal	534	▼	-16.4%	-105
Child Dependency	77	▲	+10.0%	+7
Child in Need of Services/Supervision	68	▲	-1.4%	-1
Custody and Visitation	786	▼	-8.0%	-68
Delinquency	201	▲	+18.2%	+31
Juvenile Miscellaneous	54	▲	+58.8%	+20
New to Workload Study	22	▲	+37.5%	+6
Other	241	▲	-5.1%	-13
Protective Orders	119	▲	+2.6%	+3
Support	278	▲	+15.8%	+38
Traffic	49	▲	+40.0%	+14
GRAND TOTAL	2,429	▼	-2.7%	-68

* Compared to same time period as previous year

** Case Type Categories are defined in the 2017 Virginia Judicial Workload Assessment

The data reported reflect the case management system. The case types reported may not necessitate judicial involvement.

2024 Overall GRAND TOTAL		Distribution of Caseload			Change*		Percentage (%) of Caseload		
2,284 	+18	Adult	980	43%	-3.0% ▼	-30	Adult	44.6%	42.9%
	0.8%	Juvenile	1,304	57%	3.8% ▲	+48	Juvenile	55.4%	57.1%
		GRAND TOTAL	2,284	100%	0.8% ▲	+18	GRAND TOTAL	100%	100%

Dispositions by Division & Code

Division	Case Type Description	Code	Summary	Change	% Change	Absolute Change	
Adult	Misdemeanor	CM	211	▲	+55.1%	+75	
	Civil Support	VS	181	▼	-8.6%	-17	
	Other	OT	146	▲	+7.4%	+10	
	Show Cause	SC	133	▼	-33.2%	-66	
	Felony	CF	116	▼	-20.0%	-29	
	Family Abuse - Protective Order	FP	80	▲	+6.7%	+5	
	Capias	CA	57	▼	-19.7%	-14	
	Motion - Protective Order	MP	18	▲	+12.5%	+2	
	Remand Support	RS	15	▼	-37.5%	-9	
	Violation of Protective Order	PV	13	▲	+116.7%	+7	
	Non-Family Abuse Protective Order	AP	7	▲	+133.3%	+4	
	Restricted License for Non-Support	SL	2	▲	-	+2	
Bond Forfeiture	BF	1	↔	-	-		
Total			980	▼	-3.0%	-30	
Juvenile	Custody Visitation	CV	571	▼	-23.6%	-176	
	Misdemeanor	DM	237	▲	+132.4%	+135	
	Status	ST	68	▲	+183.3%	+44	
	Permanency Planning	PH	61	▲	+662.5%	+53	
	Traffic	T	56	▲	+24.4%	+11	
	Remand Custody	RC	42	▼	-14.3%	-7	
	Remand Visitation	RV	41	▼	-25.5%	-14	
	Truancy	TR	36	▲	+33.3%	+9	
	Felony	DF	28	▲	+154.5%	+17	
	Paternity	PT	26	▲	+8.3%	+2	
	Foster Care Review	FC	23	▼	-25.8%	-8	
	Show Cause	SC	20	▲	+5.3%	+1	
	Terminate Parental Rights	TP	19	▲	+850.0%	+17	
	Initial Foster Care	IF	15	▼	-46.4%	-13	
	Non-Family Abuse Protective Order	AP	14	▲	+75.0%	+6	
	Abuse and Neglect	AN	9	▼	-72.7%	-24	
	Child In Need of Services	CS	9	▲	+200.0%	+6	
	Capias	CA	7	▲	+40.0%	+2	
	Temporary Detention Order	TD	6	▲	+20.0%	+1	
	Emergency Custody Order	EC	4	↔	-	-	
	Civil Violation	CI	3	▼	-57.1%	-4	
	Relief of Custody	CR	3	▲	+200.0%	+2	
	Special Immigrant Juvenile Status	SI	3	↔	-	-	
	Motion - Protective Order	MP	1	▼	-90.9%	-10	
	Other	OT	1	▲	-	+1	
	Voluntary Continuing Services and Support Agree	VA	1	▼	-50.0%	-1	
	Child at Risk	RI	0	▼	-100.0%	-1	
	Qualified Residential Treatment	QR	0	▼	-100.0%	-1	
	Total			1,304	▲	3.8%	+48
	GRAND TOTAL			2,284	▲	0.8%	+18

* Compared to same time period as previous year

** Case Type Categories are defined in the 2017 Virginia Judicial Workload Assessment

The data reported reflect the case management system. The case types reported may not necessitate judicial involvement.

Dispositions by Major Case Category**

Category	Summary	Change	% Change	Absolute Change
Adult Criminal	478	▲	-2.8%	-14
Child Dependency	131	▲	+22.4%	+24
Child in Need of Services/Supervision	45	▲	+50.0%	+15
Custody and Visitation	597	▼	-22.6%	-174
Delinquency	292	▲	+113.1%	+155
Juvenile Miscellaneous	68	▲	+183.3%	+44
New to Workload Study	6	▼	-40.0%	-4
Other	255	▲	-6.6%	-18
Protective Orders	120	▲	+6.2%	+7
Support	236	▲	-10.6%	-28
Traffic	56	▲	+24.4%	+11
GRAND TOTAL	2,284	▲	0.8%	+18

* Compared to same time period as previous year

** Case Type Categories are defined in the 2017 Virginia Judicial Workload Assessment

The data reported reflect the case management system. The case types reported may not necessitate judicial involvement.

2024 Overall GRAND TOTAL		Distribution of Caseload			Change*		Percentage (%) of Caseload		
1,881	-62 -3.2%	Adult	886	47%	4.2% ▲	+36	Adult	43.7%	47.1%
2024		Juvenile	995	53%	-9.0% ▼	-98	Juvenile	56.3%	52.9%
2023		GRAND TOTAL	1,881	100%	-3.2% ▼	-62	GRAND TOTAL	100%	100%

Dispositions by Division & Code

Division	Case Type Description	Code	Summary	Change	% Change	Absolute Change	
Adult	Misdemeanor	CM	222	▲	+13.8%	+27	
	Other	OT	173	▲	+10.9%	+17	
	Show Cause	SC	146	▼	-3.9%	-6	
	Civil Support	VS	129	▲	+9.3%	+11	
	Felony	CF	63	▲	+14.5%	+8	
	Capias	CA	57	▲	+3.6%	+2	
	Family Abuse - Protective Order	FP	49	▼	-31.9%	-23	
	Protective Order	PC	16	▼	-15.8%	-3	
	Violation of Protective Order	PV	11	▲	+57.1%	+4	
	Remand Support	RS	9	▲	+80.0%	+4	
	Motion - Protective Order	MP	7	▼	-22.2%	-2	
	Non-Family Abuse Protective Order	AP	2	▼	-66.7%	-4	
	Restricted License for Non-Support	SL	2	▲	-	+2	
	Violation Family Abuse Protective Order	PS	0	▼	-100.0%	-1	
	Total		886	▲	4.2%	+36	
Juvenile	Custody Visitation	CV	463	▼	-16.0%	-88	
	Misdemeanor	DM	188	▲	+42.4%	+56	
	Felony	DF	51	▲	+54.5%	+18	
	Abuse and Neglect	AN	45	▼	-8.2%	-4	
	Traffic	T	42	▼	-14.3%	-7	
	Status	ST	23	▼	+4.5%	+1	
	Permanency Planning	PH	21	▼	-12.5%	-3	
	Foster Care Review	FC	20	▼	-16.7%	-4	
	Paternity	PT	17	▼	-60.5%	-26	
	Truancy	TR	17	▼	-15.0%	-3	
	Special Immigrant Juvenile Status	SI	13	▼	-40.9%	-9	
	Temporary Detention Order	TD	12	▼	-7.7%	-1	
	Initial Foster Care	IF	11	▼	-26.7%	-4	
	Civil Violation	CI	10	↔	-	-	
	Emergency Custody Order	EC	10	▲	+11.1%	+1	
	Terminate Parental Rights	TP	10	▼	-68.8%	-22	
	Motion - Protective Order	MP	9	▼	-43.8%	-7	
	Remand Custody	RC	9	▲	+28.6%	+2	
	Remand Visitation	RV	9	▲	+28.6%	+2	
	Show Cause	SC	4	▲	-	+4	
	Voluntary Continuing Services and Support Agree	VA	4	▲	+300.0%	+3	
	Non-Family Abuse Protective Order	AP	3	▼	-70.0%	-7	
	Other	OT	2	▲	+100.0%	+1	
	Capias	CA	1	▲	-	+1	
	Child In Need of Services	CS	1	▲	-	+1	
	Entrustment	ET	0	▼	-100.0%	-2	
	Relief of Custody	CR	0	▼	-100.0%	-1	
		Total		995	▼	-9.0%	-98
	GRAND TOTAL			1,881	▼	-3.2%	-62

* Compared to same time period as previous year

** Case Type Categories are defined in the 2017 Virginia Judicial Workload Assessment

The data reported reflect the case management system. The case types reported may not necessitate judicial involvement.

Dispositions by Major Case Category**

Category	Summary	Change	% Change	Absolute Change
Adult Criminal	472	▼	+7.5%	+33
Child Dependency	111	▼	-25.0%	-37
Child in Need of Services/Supervision	18	▲	-10.0%	-2
Custody and Visitation	480	▼	-19.2%	-114
Delinquency	244	▲	+47.9%	+79
Juvenile Miscellaneous	23	▼	+4.5%	+1
New to Workload Study	23	▼	-28.1%	-9
Other	224	▲	+13.1%	+26
Protective Orders	70	▼	-38.1%	-43
Support	174	▲	+6.7%	+11
Traffic	42	▼	-14.3%	-7
GRAND TOTAL	1,881	▼	-3.2%	-62

* Compared to same time period as previous year

** Case Type Categories are defined in the 2017 Virginia Judicial Workload Assessment

The data reported reflect the case management system. The case types reported may not necessitate judicial involvement.

2024 Overall GRAND TOTAL		Distribution of Caseload		Change*		Percentage (%) of Caseload		
195	-31 -13.7%	Adult	102 52%	10.9% ▲	+10	Adult	40.7%	52.3%
2024		Juvenile	93 48%	-30.6% ▼	-41	Juvenile	59.3%	47.7%
2023		GRAND TOTAL	195 100%	-13.7% ▼	-31	GRAND TOTAL	100%	100%

Dispositions by Division & Code

Division	Case Type Description	Code	Summary	Change	% Change	Absolute Change
Adult	Misdemeanor	CM	31	▲	+34.8%	+8
	Felony	CF	23	▲	+155.6%	+14
	Show Cause	SC	13	▲	+8.3%	+1
	Civil Support	VS	12	↔		-
	Other	OT	11	▼	-42.1%	-8
	Family Abuse - Protective Order	FP	8	▼	-50.0%	-8
	Bond Forfeiture	BF	1	▲	-	+1
	Capias	CA	1	↔		-
	Non-Family Abuse Protective Order	AP	1	▲	-	+1
	Restricted License for Non-Support	SL	1	▲	-	+1
	Total		102	▲	10.9%	+10
Juvenile	Custody Visitation	CV	59	▼	-33.0%	-29
	Misdemeanor	DM	10	▲	+25.0%	+2
	Abuse and Neglect	AN	6	▲	+500.0%	+5
	Status	ST	4	▲	-	+4
	Traffic	T	4	▼	-81.0%	-17
	Felony	DF	3	↔		-
	Permanency Planning	PH	3	▲	+50.0%	+1
	Voluntary Continuing Services and Support Agreen	VA	2	▲	+100.0%	+1
	Child In Need of Services	CS	1	▲	-	+1
	Foster Care Review	FC	1	▼	-66.7%	-2
	Capias	CA	0	▼	-100.0%	-1
	Entrustment	ET	0	▼	-100.0%	-1
	Initial Foster Care	IF	0	▼	-100.0%	-1
	Qualified Residential Treatment	QR	0	▼	-100.0%	-1
	Temporary Detention Order	TD	0	▼	-100.0%	-3
	Total		93	▼	-30.6%	-41
GRAND TOTAL			195	▼	-13.7%	-31

Dispositions by Major Case Category**

Category	Summary	Change	% Change	Absolute Change
Adult Criminal	62	▲	+63.2%	+24
Child Dependency	12	▲	+20.0%	+2
Child in Need of Services/Supervision	1	▲	-	+1
Custody and Visitation	59	▼	-33.0%	-29
Delinquency	13	▼	+8.3%	+1
Juvenile Miscellaneous	4	▲	-	+4
Other	11	▼	-50.0%	-11
Protective Orders	9	▲	-43.8%	-7
Support	20	▲	+5.3%	+1
Traffic	4	▼	-81.0%	-17
GRAND TOTAL		195	▼	-13.7%

* Compared to same time period as previous year

** Case Type Categories are defined in the 2017 Virginia Judicial Workload Assessment

The data reported reflect the case management system. The case types reported may not necessitate judicial involvement.

2024 Overall GRAND TOTAL		Distribution of Caseload		Change*		Percentage (%) of Caseload			
1,463	-292 -16.6%	Adult	624	43%	-21.4%	-170	Adult	45.2%	42.7%
2024		Juvenile	839	57%	-12.7%	-122	Juvenile	54.8%	57.3%
2023		GRAND TOTAL	1,463	100%	-16.6%	-292	GRAND TOTAL	100%	100%

Dispositions by Division & Code

Division	Case Type Description	Code	Summary	Change	% Change	Absolute Change	
Adult	Misdemeanor	CM	138	▼	-21.1%	-37	
	Show Cause	SC	119	▲	+3.5%	+4	
	Other	OT	112	▼	-17.6%	-24	
	Civil Support	VS	95	▼	-6.9%	-7	
	Capias	CA	57	▼	-20.8%	-15	
	Family Abuse - Protective Order	FP	52	▼	-35.8%	-29	
	Felony	CF	37	▼	-21.3%	-10	
	Violation of Protective Order	PV	4	▼	-66.7%	-8	
	Motion - Protective Order	MP	3	▼	-76.9%	-10	
	Non-Family Abuse Protective Order	AP	3	▼	-50.0%	-3	
	Remand Support	RS	3	▼	-91.4%	-32	
	Restricted License for Non-Support	SL	1	▲	-	+1	
	Total			624	▼	-21.4%	-170
Juvenile	Custody Visitation	CV	502	▲	+0.2%	+1	
	Traffic	T	56	▼	-13.8%	-9	
	Misdemeanor	DM	48	▲	+17.1%	+7	
	Motion - Protective Order	MP	42	▲	+61.5%	+16	
	Abuse and Neglect	AN	37	▲	+105.6%	+19	
	Permanency Planning	PH	22	▼	-38.9%	-14	
	Status	ST	22	▼	-26.7%	-8	
	Foster Care Review	FC	21	▼	-16.0%	-4	
	Paternity	PT	16	↔	-	-	
	Initial Foster Care	IF	11	▲	+120.0%	+6	
	Felony	DF	10	▼	-16.7%	-2	
	Remand Custody	RC	9	▼	-86.8%	-59	
	Remand Visitation	RV	9	▼	-85.2%	-52	
	Terminate Parental Rights	TP	9	▼	-35.7%	-5	
	Relief of Custody	CR	6	▲	+100.0%	+3	
	Temporary Detention Order	TD	4	▼	-42.9%	-3	
	Truancy	TR	4	▲	+33.3%	+1	
	Voluntary Continuing Services and Support Agreen	VA	4	↔	-	-	
	Other	OT	3	▲	-	+3	
	Special Immigrant Juvenile Status	SI	2	▲	-	+2	
	Emergency Custody Order	EC	1	▲	-	+1	
	Entrustment	ET	1	▼	-66.7%	-2	
	Capias	CA	0	▼	-100.0%	-1	
	Child In Need of Services	CS	0	▼	-100.0%	-1	
	Civil Violation	CI	0	▼	-100.0%	-8	
	Emancipation	EP	0	▼	-100.0%	-1	
	Non-Family Abuse Protective Order	AP	0	▼	-100.0%	-3	
	Qualified Residential Treatment	QR	0	▼	-100.0%	-6	
	Show Cause	SC	0	▼	-100.0%	-3	
	Total			839	▼	-12.7%	-122
	GRAND TOTAL			1,463	▼	-16.6%	-292

* Compared to same time period as previous year

** Case Type Categories are defined in the 2017 Virginia Judicial Workload Assessment

The data reported reflect the case management system. The case types reported may not necessitate judicial involvement.

Dispositions by Major Case Category**

Category	Summary	Change	% Change	Absolute Change
Adult Criminal	316	▼	-21.2%	-85
Child Dependency	111	▲	-2.6%	-3
Child in Need of Services/Supervision	4	▼		0
Custody and Visitation	518	▲	+0.2%	+1
Delinquency	58	▼	+1.8%	+1
Juvenile Miscellaneous	22	▼	-29.0%	-9
New to Workload Study	2	▲	-75.0%	-6
Other	141	▲	-54.1%	-166
Protective Orders	100	▼	-22.5%	-29
Support	135	▲	+10.7%	+13
Traffic	56	▼	-13.8%	-9
GRAND TOTAL	1,463	▼	-16.6%	-292

* Compared to same time period as previous year

** Case Type Categories are defined in the 2017 Virginia Judicial Workload Assessment

The data reported reflect the case management system. The case types reported may not necessitate judicial involvement.

2024 Overall GRAND TOTAL		Distribution of Caseload		Change*		Percentage (%) of Caseload			
633 -66 -9.4% 		Adult	256	40%	5.3% ▲	+13	Adult	34.8%	40.4%
		Juvenile	377	60%	-17.3% ▼	-79	Juvenile	65.2%	59.6%
		GRAND TOTAL	633	100%	-9.4% ▼	-66	GRAND TOTAL	100%	100%

Dispositions by Division & Code

Division	Case Type Description	Code	Summary	Change	% Change	Absolute Change
Adult	Misdemeanor	CM	63	▲	+65.8%	+25
	Other	OT	51	▲	+15.9%	+7
	Civil Support	VS	49	▼	-16.9%	-10
	Show Cause	SC	35	▼	-31.4%	-16
	Family Abuse - Protective Order	FP	19	▼	-17.4%	-4
	Felony	CF	14	▲	+250.0%	+10
	Motion - Protective Order	MP	12	▲	+33.3%	+3
	Remand Support	RS	8	▼	-27.3%	-3
	Capias	CA	4	▲	+300.0%	+3
	Non-Family Abuse Protective Order	AP	1	▼	-66.7%	-2
		Total		256	▲	5.3%
Juvenile	Custody Visitation	CV	203	▼	-19.8%	-50
	Traffic	T	32	▲	+6.7%	+2
	Remand Custody	RC	19	▲	+5.6%	+1
	Remand Visitation	RV	19	▲	+5.6%	+1
	Motion - Protective Order	MP	15	▲	+114.3%	+8
	Abuse and Neglect	AN	14	▼	-50.0%	-14
	Misdemeanor	DM	14	▼	-36.4%	-8
	Status	ST	12	▲	+71.4%	+5
	Terminate Parental Rights	TP	12	▲	+500.0%	+10
	Permanency Planning	PH	7	▼	-22.2%	-2
	Foster Care Review	FC	6	▼	-53.8%	-7
	Temporary Detention Order	TD	5	▲	+25.0%	+1
	Initial Foster Care	IF	4	▼	-33.3%	-2
	Civil Violation	CI	3	▼	-70.0%	-7
	Emergency Custody Order	EC	3	▲	-	+3
	Felony	DF	3	▼	-72.7%	-8
	Paternity	PT	3	▼	-50.0%	-3
	Entrustment	ET	1	▲	-	+1
	Non-Family Abuse Protective Order	AP	1	↔	-	-
	Other	OT	1	↔	-	-
	Child In Need of Services	CS	0	▼	-100.0%	-1
	Emancipation	EP	0	▼	-100.0%	-1
	Qualified Residential Treatment	QR	0	▼	-100.0%	-1
	Show Cause	SC	0	▼	-100.0%	-2
	Truancy	TR	0	▼	-100.0%	-2
	Voluntary Continuing Services and Support Agree	VA	0	▼	-100.0%	-3
		Total		377	▼	-17.3%
GRAND TOTAL			633	▼	-9.4%	-66

Dispositions by Major Case Category**

Category	Summary	Change	% Change	Absolute Change
Adult Criminal	97	▲	+26.0%	+20
Child Dependency	44	▲	-29.0%	-18
Child in Need of Services/Supervision	0	▼	-100.0%	-3
Custody and Visitation	206	▼	-20.5%	-53
Delinquency	17	▼	-51.4%	-18

* Compared to same time period as previous year
 ** Case Type Categories are defined in the 2017 Virginia Judicial Workload Assessment
 The data reported reflect the case management system. The case types reported may not necessitate judicial involvement.

CPSS - JCMS CASELOAD STATISTICS OF THE JUVENILE & DOMESTIC RELATIONS DISTRICT COURTS
 January 2024 thru October 2024 Dispositions (Compared to January 2023 thru October 2023)

Juvenile Miscellaneous	12	▼	+50.0%	+4
New to Workload Study	3	▼	-70.0%	-7
Other	106	▲	+10.4%	+10
Protective Orders	48	▲	+11.6%	+5
Support	68	▼	-10.5%	-8
Traffic	32	▲	+6.7%	+2
GRAND TOTAL	633	▼	-9.4%	-66

* Compared to same time period as previous year

** Case Type Categories are defined in the 2017 Virginia Judicial Workload Assessment

The data reported reflect the case management system. The case types reported may not necessitate judicial involvement.

2024 Overall GRAND TOTAL		Distribution of Caseload			Change*		Percentage (%) of Caseload		
594 	-35 -5.6%	Adult	266	45%	-13.1% ▼	-40	Adult	48.6%	44.8%
		Juvenile	328	55%	1.5% ▲	+5	Juvenile	51.4%	55.2%
		GRAND TOTAL	594	100%	-5.6% ▼	-35	GRAND TOTAL	100%	100%

Dispositions by Division & Code

Division	Case Type Description	Code	Summary	Change	% Change	Absolute Change	
Adult	Misdemeanor	CM	66	▼	-14.3%	-11	
	Other	OT	54	▲	-5.3%	-3	
	Civil Support	VS	51	▲	+112.5%	+27	
	Felony	CF	29	▲	+11.5%	+3	
	Show Cause	SC	29	▼	-52.5%	-32	
	Family Abuse - Protective Order	FP	15	▼	-40.0%	-10	
	Capias	CA	12	▼	-50.0%	-12	
	Violation of Protective Order	PV	4	↔	-	-	
	Emergency Custody Order	EC	2	▲	-	+2	
	Motion - Protective Order	MP	2	▼	-75.0%	-6	
	Non-Family Abuse Protective Order	AP	1	▲	-	+1	
	Protective Order	PC	1	▲	-	+1	
		Total		266	▼	-13.1%	-40
Juvenile	Custody Visitation	CV	147	▼	-10.4%	-17	
	Misdemeanor	DM	33	▲	+83.3%	+15	
	Abuse and Neglect	AN	31	▲	+138.5%	+18	
	Permanency Planning	PH	27	▲	+12.5%	+3	
	Terminate Parental Rights	TP	21	▲	+110.0%	+11	
	Traffic	T	16	▼	-33.3%	-8	
	Motion - Protective Order	MP	11	↔	-	-	
	Foster Care Review	FC	8	▼	-68.0%	-17	
	Initial Foster Care	IF	6	▼	-40.0%	-4	
	Temporary Detention Order	TD	6	▲	+200.0%	+4	
	Voluntary Continuing Services and Support Agreem	VA	4	▲	+100.0%	+2	
	Child In Need of Services	CS	3	▲	+200.0%	+2	
	Non-Family Abuse Protective Order	AP	3	▲	-	+3	
	Paternity	PT	3	▲	+50.0%	+1	
	Civil Violation	CI	2	▼	-33.3%	-1	
	Emergency Custody Order	EC	2	▲	-	+2	
	Special Immigrant Juvenile Status	SI	2	▲	-	+2	
	Felony	DF	1	▲	-	+1	
	Other	OT	1	▲	-	+1	
	Relief of Custody	CR	1	↔	-	-	
	Emancipation	EP	0	▼	-100.0%	-1	
	Qualified Residential Treatment	QR	0	▼	-100.0%	-2	
	Show Cause	SC	0	▼	-100.0%	-4	
	Status	ST	0	▼	-100.0%	-4	
	Truancy	TR	0	▼	-100.0%	-2	
		Total		328	▲	1.5%	+5
		GRAND TOTAL		594	▼	-5.6%	-35

Dispositions by Major Case Category**

Category	Summary	Change	% Change	Absolute Change
Adult Criminal	126	▲	-23.6%	-39
Child Dependency	98	▲	+12.6%	+11
Child in Need of Services/Supervision	3	▲	-	0
Custody and Visitation	150	▲	-9.6%	-16

* Compared to same time period as previous year
 ** Case Type Categories are defined in the 2017 Virginia Judicial Workload Assessment
 The data reported reflect the case management system. The case types reported may not necessitate judicial involvement.

CPSS - JCMS CASELOAD STATISTICS OF THE JUVENILE & DOMESTIC RELATIONS DISTRICT COURTS
 January 2024 thru October 2024 Dispositions (Compared to January 2023 thru October 2023)

Delinquency	34	▲	+54.5%	+12
Juvenile Miscellaneous	0	▼	-100.0%	-5
New to Workload Study	4	▲	+33.3%	+1
Other	65	▲	+10.2%	+6
Protective Orders	32	▲	-27.3%	-12
Support	66	▲	+29.4%	+15
Traffic	16	▼	-33.3%	-8
GRAND TOTAL	594	▼	-5.6%	-35

* Compared to same time period as previous year

** Case Type Categories are defined in the 2017 Virginia Judicial Workload Assessment

The data reported reflect the case management system. The case types reported may not necessitate judicial involvement.

2024 Overall GRAND TOTAL		Distribution of Caseload		Change*		Percentage (%) of Caseload			
1,095 +43 4.1% 		Adult	422	39%	2.7% ▲	+11	Adult	39.1%	38.5%
		Juvenile	673	61%	5.0% ▲	+32	Juvenile	60.9%	61.5%
		GRAND TOTAL	1,095	100%	4.1% ▲	+43	GRAND TOTAL	100%	100%

Dispositions by Division & Code

Division	Case Type Description	Code	Summary	Change	% Change	Absolute Change	
Adult	Show Cause	SC	116	▲	+75.8%	+50	
	Civil Support	VS	90	▲	+18.4%	+14	
	Misdemeanor	CM	65	▼	-33.7%	-33	
	Other	OT	54	▲	+3.8%	+2	
	Family Abuse - Protective Order	FP	41	▼	-19.6%	-10	
	Capias	CA	23	▲	+43.8%	+7	
	Felony	CF	10	▼	-33.3%	-5	
	Motion - Protective Order	MP	8	▼	-42.9%	-6	
	Violation of Protective Order	PV	7	▼	-41.7%	-5	
	Remand Support	RS	4	▼	-42.9%	-3	
	Non-Family Abuse Protective Order	AP	3	▲	+50.0%	+1	
	Bond Forfeiture	BF	1	▲	-	+1	
	Violation Family Abuse Protective Order	PS	0	▼	-100.0%	-2	
		Total		422	▲	2.7%	+11
Juvenile	Custody Visitation	CV	470	▲	+4.2%	+19	
	Motion - Protective Order	MP	33	▲	+3,200.0%	+32	
	Misdemeanor	DM	28	▲	+64.7%	+11	
	Felony	DF	16	▲	+14.3%	+2	
	Permanency Planning	PH	15	▲	+7.1%	+1	
	Abuse and Neglect	AN	14	▲	+27.3%	+3	
	Remand Custody	RC	13	↔	-	-	
	Remand Visitation	RV	12	▼	-14.3%	-2	
	Traffic	T	12	▼	-58.6%	-17	
	Foster Care Review	FC	8	▼	-46.7%	-7	
	Paternity	PT	7	▼	-61.1%	-11	
	Relief of Custody	CR	7	▲	+133.3%	+4	
	Initial Foster Care	IF	6	▼	-33.3%	-3	
	Temporary Detention Order	TD	6	▲	+100.0%	+3	
	Terminate Parental Rights	TP	6	▼	-33.3%	-3	
	Non-Family Abuse Protective Order	AP	4	▲	+300.0%	+3	
	Other	OT	4	▲	+300.0%	+3	
	Child In Need of Services	CS	3	▲	+50.0%	+1	
	Truancy	TR	3	▲	+50.0%	+1	
	Entrustment	ET	2	▲	+100.0%	+1	
	Voluntary Continuing Services and Support Agree	VA	2	▲	+100.0%	+1	
	Family Abuse - Protective Order	FP	1	▲	-	+1	
	Show Cause	SC	1	↔	-	-	
	Emergency Custody Order	EC	0	▼	-100.0%	-1	
	Qualified Residential Treatment	QR	0	▼	-100.0%	-3	
	Status	ST	0	▼	-100.0%	-7	
		Total		673	▲	5.0%	+32
	GRAND TOTAL			1,095	▲	4.1%	+43

Dispositions by Major Case Category**

Category	Summary	Change	% Change	Absolute Change
Adult Criminal	171	▲	-4.5%	-8
Child Dependency	60	▲	-9.1%	-6

* Compared to same time period as previous year
 ** Case Type Categories are defined in the 2017 Virginia Judicial Workload Assessment
 The data reported reflect the case management system. The case types reported may not necessitate judicial involvement.

CPSS - JCMS CASELOAD STATISTICS OF THE JUVENILE & DOMESTIC RELATIONS DISTRICT COURTS
 January 2024 thru October 2024 Dispositions (Compared to January 2023 thru October 2023)

Child in Need of Services/Supervision	6	▲	+50.0%	+2
Custody and Visitation	477	▼	+1.7%	+8
Delinquency	45	▲	+40.6%	+13
Juvenile Miscellaneous	1	▲	-85.7%	-6
Other	92	▲	+1.1%	+1
Protective Orders	90	▲	+30.4%	+21
Support	141	▲	+33.0%	+35
Traffic	12	▼	-58.6%	-17
GRAND TOTAL	1,095	▲	4.1%	+43

* Compared to same time period as previous year

** Case Type Categories are defined in the 2017 Virginia Judicial Workload Assessment

The data reported reflect the case management system. The case types reported may not necessitate judicial involvement.

2024 Overall GRAND TOTAL		Distribution of Caseload		Change*		Percentage (%) of Caseload		
732 	+23 3.2%	Adult	345 47%	-1.7% ▼	-6	Adult	49.5%	47.1%
		Juvenile	387 53%	8.1% ▲	+29	Juvenile	50.5%	52.9%
		GRAND TOTAL	732 100%	3.2% ▲	+23	GRAND TOTAL	100%	100%

Dispositions by Division & Code

Division	Case Type Description	Code	Summary	Change	% Change	Absolute Change
Adult	Civil Support	VS	78	▲	+56.0%	+28
	Misdemeanor	CM	68	▼	-31.3%	-31
	Show Cause	SC	65	▲	+41.3%	+19
	Other	OT	51	▲	+200.0%	+34
	Capias	CA	28	▲	+64.7%	+11
	Felony	CF	24	▼	-4.0%	-1
	Family Abuse - Protective Order	FP	23	▼	-72.3%	-60
	Remand Support	RS	3	▲	+200.0%	+2
	Motion - Protective Order	MP	2	▼	-75.0%	-6
	Bond Forfeiture	BF	1	▲	-	+1
	Violation Family Abuse Protective Order	PS	1	▲	-	+1
	Violation of Protective Order	PV	1	↔	-	-
	Non-Family Abuse Protective Order	AP	0	▼	-100.0%	-3
	Protective Order	PC	0	▼	-100.0%	-1
	Total		345	▼	-1.7%	-6
Juvenile	Custody Visitation	CV	257	▲	+22.4%	+47
	Misdemeanor	DM	21	▼	-30.0%	-9
	Foster Care Review	FC	16	▲	+60.0%	+6
	Initial Foster Care	IF	14	▲	+7.7%	+1
	Permanency Planning	PH	13	▲	+18.2%	+2
	Abuse and Neglect	AN	11	▼	-42.1%	-8
	Traffic	T	11	▼	-50.0%	-11
	Felony	DF	10	▲	+11.1%	+1
	Motion - Protective Order	MP	7	▲	+600.0%	+6
	Terminate Parental Rights	TP	6	▼	-60.0%	-9
	Civil Violation	CI	3	▲	+50.0%	+1
	Paternity	PT	3	▼	-25.0%	-1
	Remand Custody	RC	3	↔	-	-
	Child In Need of Services	CS	2	↔	-	-
	Non-Family Abuse Protective Order	AP	2	▲	-	+2
	Status	ST	2	▼	-33.3%	-1
	Emergency Custody Order	EC	1	↔	-	-
	Family Abuse - Protective Order	FP	1	▲	-	+1
	Juvenile Support	JS	1	▲	-	+1
	Relief of Custody	CR	1	↔	-	-
	Remand Visitation	RV	1	▲	-	+1
	Temporary Detention Order	TD	1	↔	-	-
	Truancy	TR	0	▼	-100.0%	-1
	Total		387	▲	8.1%	+29
	GRAND TOTAL		732	▲	3.2%	+23

Dispositions by Major Case Category**

Category	Summary	Change	% Change	Absolute Change
Adult Criminal	153	▲	-9.5%	-16
Child Dependency	61	▼	-11.6%	-8
Child in Need of Services/Supervision	2	▼	-33.3%	-1
Custody and Visitation	260	▼	+21.5%	+46

* Compared to same time period as previous year
 ** Case Type Categories are defined in the 2017 Virginia Judicial Workload Assessment
 The data reported reflect the case management system. The case types reported may not necessitate judicial involvement.

CPSS - JCMS CASELOAD STATISTICS OF THE JUVENILE & DOMESTIC RELATIONS DISTRICT COURTS
 January 2024 thru October 2024 Dispositions (Compared to January 2023 thru October 2023)

Delinquency	31	▼	-20.5%	-8
Juvenile Miscellaneous	2	▼	-33.3%	-1
New to Workload Study	3	▲	+50.0%	+1
Other	60	▲	+160.9%	+37
Protective Orders	35	▲	-63.2%	-60
Support	114	▲	+62.9%	+44
Traffic	11	▼	-50.0%	-11
GRAND TOTAL	732	▲	3.2%	+23

* Compared to same time period as previous year

** Case Type Categories are defined in the 2017 Virginia Judicial Workload Assessment

The data reported reflect the case management system. The case types reported may not necessitate judicial involvement.

2024 Overall GRAND TOTAL		Distribution of Caseload		Change*		Percentage (%) of Caseload			
3,376	+581 20.8%	Adult	1,739	52%	11.1% ▲	+174	Adult	56.0%	51.5%
2024		Juvenile	1,637	48%	33.1% ▲	+407	Juvenile	44.0%	48.5%
2023		GRAND TOTAL	3,376	100%	20.8% ▲	+581	GRAND TOTAL	100%	100%

Dispositions by Division & Code

Division	Case Type Description	Code	Summary	Change	% Change	Absolute Change
Adult	Misdemeanor	CM	414	▼	-2.1%	-9
	Other	OT	321	▲	+15.9%	+44
	Show Cause	SC	315	▲	+12.9%	+36
	Civil Support	VS	280	▲	+9.8%	+25
	Felony	CF	174	▲	+27.9%	+38
	Family Abuse - Protective Order	FP	126	▲	+8.6%	+10
	Capias	CA	47	▲	+11.9%	+5
	Remand Support	RS	20	▲	+122.2%	+11
	Non-Family Abuse Protective Order	AP	16	▲	+220.0%	+11
	Motion - Protective Order	MP	15	▲	+15.4%	+2
	Violation of Protective Order	PV	9	▲	+80.0%	+4
	Bond Forfeiture	BF	1	▲	-	+1
	Restricted License for Non-Support	SL	1	▼	-80.0%	-4
	Total		1,739	▲	11.1%	+174
Juvenile	Custody Visitation	CV	885	▲	+30.9%	+209
	Misdemeanor	DM	224	▲	+62.3%	+86
	Felony	DF	97	▲	+9.0%	+8
	Traffic	T	60	▼	-6.3%	-4
	Remand Custody	RC	56	▲	+211.1%	+38
	Abuse and Neglect	AN	55	▲	+41.0%	+16
	Motion - Protective Order	MP	54	▲	+92.9%	+26
	Truancy	TR	24	▲	+60.0%	+9
	Show Cause	SC	23	▲	+91.7%	+11
	Non-Family Abuse Protective Order	AP	19	▲	+90.0%	+9
	Civil Violation	CI	17	▲	+142.9%	+10
	Initial Foster Care	IF	14	▲	+55.6%	+5
	Paternity	PT	14	▲	+100.0%	+7
	Status	ST	12	▲	+50.0%	+4
	Temporary Detention Order	TD	12	▼	-47.8%	-11
	Remand Visitation	RV	11	▲	+120.0%	+6
	Child In Need of Services	CS	10	▲	+25.0%	+2
	Foster Care Review	FC	9	▼	-25.0%	-3
	Emergency Custody Order	EC	8	▼	-42.9%	-6
	Permanency Planning	PH	8	↔	-	-
	Relief of Custody	CR	7	▲	+16.7%	+1
	Other	OT	4	▼	-20.0%	-1
	Voluntary Continuing Services and Support Agree	VA	4	▼	-20.0%	-1
	Special Immigrant Juvenile Status	SI	3	↔	-	-
	Terminate Parental Rights	TP	3	▼	-83.3%	-15
	Juvenile Support	JS	2	▲	-	+2
	Capias	CA	1	▲	-	+1
	Emancipation	EP	1	↔	-	-
	Mental Commitment	MC	0	▼	-100.0%	-2
		Total		1,637	▲	33.1%
	GRAND TOTAL		3,376	▲	20.8%	+581

* Compared to same time period as previous year
 ** Case Type Categories are defined in the 2017 Virginia Judicial Workload Assessment
 The data reported reflect the case management system. The case types reported may not necessitate judicial involvement.

Dispositions by Major Case Category**

Category	Summary	Change	% Change	Absolute Change
Adult Criminal	842	▲	+10.5%	+80
Child Dependency	100	▼	+3.1%	+3
Child in Need of Services/Supervision	34	▲	+47.8%	+11
Custody and Visitation	899	▲	+31.6%	+216
Delinquency	345	▲	+44.4%	+106
Juvenile Miscellaneous	13	▲	+44.4%	+4
New to Workload Study	20	▲	+100.0%	+10
Other	432	▲	+22.4%	+79
Protective Orders	230	▲	+33.7%	+58
Support	401	▲	+4.7%	+18
Traffic	60	▼	-6.3%	-4
GRAND TOTAL	3,376	▲	20.8%	+581

* Compared to same time period as previous year

** Case Type Categories are defined in the 2017 Virginia Judicial Workload Assessment

The data reported reflect the case management system. The case types reported may not necessitate judicial involvement.

2024 Overall GRAND TOTAL		Distribution of Caseload			Change*		Percentage (%) of Caseload		
2,064	-149 -6.7%	Adult	1,057	51%	-8.8% ▼	-102	Adult	52.4%	51.2%
2024		Juvenile	1,007	49%	-4.5% ▼	-47	Juvenile	47.6%	48.8%
2023		GRAND TOTAL	2,064	100%	-6.7% ▼	-149	GRAND TOTAL	100%	100%

Dispositions by Division & Code

Division	Case Type Description	Code	Summary	Change	% Change	Absolute Change
Adult	Civil Support	VS	207	▲	+11.3%	+21
	Misdemeanor	CM	205	▼	-7.2%	-16
	Other	OT	202	▲	-10.6%	-24
	Show Cause	SC	192	▼	-10.3%	-22
	Family Abuse - Protective Order	FP	99	▲	+3.1%	+3
	Felony	CF	62	▼	-38.6%	-39
	Capias	CA	51	▼	-17.7%	-11
	Violation of Protective Order	PV	17	▼	-39.3%	-11
	Motion - Protective Order	MP	16	▼	-15.8%	-3
	Non-Family Abuse Protective Order	AP	4	▲	+100.0%	+2
	Criminal Support	CS	1	▲	-	+1
	Remand Support	RS	1	▼	-75.0%	-3
		Total		1,057	▼	-8.8%
Juvenile	Custody Visitation	CV	646	▲	+3.9%	+24
	Misdemeanor	DM	97	▼	-12.6%	-14
	Traffic	T	43	▲	+65.4%	+17
	Child at Risk	RI	24	▲	+41.2%	+7
	Truancy	TR	24	▼	-14.3%	-4
	Permanency Planning	PH	21	▼	-46.2%	-18
	Foster Care Review	FC	17	▼	-26.1%	-6
	Abuse and Neglect	AN	16	▼	-5.9%	-1
	Initial Foster Care	IF	16	↔	-	-
	Felony	DF	14	▼	-51.7%	-15
	Motion - Protective Order	MP	14	▼	-26.3%	-5
	Voluntary Continuing Services and Support Agree	VA	13	▲	+1,200.0%	+12
	Non-Family Abuse Protective Order	AP	10	▼	-41.2%	-7
	Paternity	PT	10	▼	-9.1%	-1
	Terminate Parental Rights	TP	10	▼	-33.3%	-5
	Temporary Detention Order	TD	7	▼	-53.3%	-8
	Child In Need of Services	CS	5	▼	-28.6%	-2
	Civil Violation	CI	4	▲	+300.0%	+3
	Entrustment	ET	3	▲	+50.0%	+1
	Family Abuse - Protective Order	FP	3	▲	+50.0%	+1
	Emergency Custody Order	EC	2	▼	-60.0%	-3
	Other	OT	2	▼	-71.4%	-5
	Status	ST	2	▼	-33.3%	-1
	Emancipation	EP	1	▼	-50.0%	-1
	Relief of Custody	CR	1	▼	-75.0%	-3
	Remand Custody	RC	1	▼	-75.0%	-3
	Remand Visitation	RV	1	▼	-75.0%	-3
	Mental Commitment	MC	0	▼	-100.0%	-1
	Qualified Residential Treatment	QR	0	▼	-100.0%	-3
	Show Cause	SC	0	▼	-100.0%	-3
	Total		1,007	▼	-4.5%	-47
GRAND TOTAL			2,064	▼	-6.7%	-149

* Compared to same time period as previous year

** Case Type Categories are defined in the 2017 Virginia Judicial Workload Assessment

The data reported reflect the case management system. The case types reported may not necessitate judicial involvement.

Dispositions by Major Case Category**

Category	Summary	Change	% Change	Absolute Change
Adult Criminal	449	▼	-18.4%	-101
Child Dependency	121	▲	-11.7%	-16
Child in Need of Services/Supervision	29	▼	-17.1%	-6
Custody and Visitation	656	▼	+3.6%	+23
Delinquency	111	▼	-22.4%	-32
Juvenile Miscellaneous	3	▼	-40.0%	-2
New to Workload Study	4	▲	+300.0%	+3
Other	216	▲	-18.8%	-50
Protective Orders	146	▲	-5.8%	-9
Support	286	▲	+9.2%	+24
Traffic	43	▲	+65.4%	+17
GRAND TOTAL	2,064	▼	-6.7%	-149

* Compared to same time period as previous year

** Case Type Categories are defined in the 2017 Virginia Judicial Workload Assessment

The data reported reflect the case management system. The case types reported may not necessitate judicial involvement.

2024 Overall GRAND TOTAL		Distribution of Caseload		Change*		Percentage (%) of Caseload		
795	-88 -10.0%	Adult	379 48%	3.3% ▲	+12	Adult	2023 41.6%	2024 47.7%
2024		Juvenile	416 52%	-19.4% ▼	-100	Juvenile	58.4%	52.3%
2023		GRAND TOTAL	795 100%	-10.0% ▼	-88	GRAND TOTAL	100%	100%

Dispositions by Division & Code

Division	Case Type Description	Code	Summary	Change	% Change	Absolute Change	
Adult	Misdemeanor	CM	112	▲	+15.5%	+15	
	Other	OT	83	▲	+66.0%	+33	
	Civil Support	VS	60	▼	-21.1%	-16	
	Show Cause	SC	52	▼	-18.8%	-12	
	Family Abuse - Protective Order	FP	33	↔		-	
	Felony	CF	17	▼	-5.6%	-1	
	Capias	CA	8	▼	-38.5%	-5	
	Motion - Protective Order	MP	6	▲	+50.0%	+2	
	Remand Support	RS	2	▲	+100.0%	+1	
	Restricted License for Non-Support	SL	2	▲	-	+2	
	Violation of Protective Order	PV	2	▼	-77.8%	-7	
	Bond Forfeiture	BF	1	▲	-	+1	
	Non-Family Abuse Protective Order	AP	1	▼	-50.0%	-1	
		Total		379	▲	3.3%	+12
Juvenile	Custody Visitation	CV	269	▼	-20.2%	-68	
	Misdemeanor	DM	22	▼	-46.3%	-19	
	Abuse and Neglect	AN	16	▼	-20.0%	-4	
	Truancy	TR	13	▲	+116.7%	+7	
	Foster Care Review	FC	12	▼	-14.3%	-2	
	Motion - Protective Order	MP	11	▼	-35.3%	-6	
	Civil Violation	CI	10	▲	+25.0%	+2	
	Temporary Detention Order	TD	9	▲	+125.0%	+5	
	Traffic	T	8	▲	+100.0%	+4	
	Felony	DF	7	▼	-46.2%	-6	
	Initial Foster Care	IF	6	▲	+50.0%	+2	
	Remand Custody	RC	6	▼	-25.0%	-2	
	Paternity	PT	4	▼	-50.0%	-4	
	Permanency Planning	PH	4	▼	-42.9%	-3	
	Emergency Custody Order	EC	3	▲	-	+3	
	Terminate Parental Rights	TP	3	▼	-40.0%	-2	
	Entrustment	ET	2	▲	-	+2	
	Other	OT	2	▲	-	+2	
	Relief of Custody	CR	2	▲	+100.0%	+1	
	Remand Visitation	RV	2	▼	-75.0%	-6	
	Voluntary Continuing Services and Support Agreem	VA	2	↔		-	
	Emancipation	EP	1	↔		-	
	Non-Family Abuse Protective Order	AP	1	▼	-50.0%	-1	
	Show Cause	SC	1	↔		-	
	Child In Need of Services	CS	0	▼	-100.0%	-3	
	Special Immigrant Juvenile Status	SI	0	▼	-100.0%	-1	
	Status	ST	0	▼	-100.0%	-1	
		Total		416	▼	-19.4%	-100
	GRAND TOTAL			795	▼	-10.0%	-88

* Compared to same time period as previous year

** Case Type Categories are defined in the 2017 Virginia Judicial Workload Assessment

The data reported reflect the case management system. The case types reported may not necessitate judicial involvement.

Dispositions by Major Case Category**

Category	Summary	Change	% Change	Absolute Change
Adult Criminal	174	▲	+0.6%	+1
Child Dependency	47	▲	-11.3%	-6
Child in Need of Services/Supervision	13	▲	+44.4%	+4
Custody and Visitation	273	▼	-20.9%	-72
Delinquency	30	▼	-45.5%	-25
Juvenile Miscellaneous	1	▼	-50.0%	-1
New to Workload Study	10	▼	+11.1%	+1
Other	107	▲	+50.7%	+36
Protective Orders	52	▼	-10.3%	-6
Support	80	▲	-23.1%	-24
Traffic	8	▲	+100.0%	+4
GRAND TOTAL	795	▼	-10.0%	-88

* Compared to same time period as previous year

** Case Type Categories are defined in the 2017 Virginia Judicial Workload Assessment

The data reported reflect the case management system. The case types reported may not necessitate judicial involvement.

2024 Overall GRAND TOTAL		Distribution of Caseload			Change*		Percentage (%) of Caseload		
2,041	+151 8.0%	Adult	991	49%	16.7% ▲	+142	Adult	44.9%	48.6%
2024		Juvenile	1,050	51%	0.9% ▲	+9	Juvenile	55.1%	51.4%
2023		GRAND TOTAL	2,041	100%	8.0% ▲	+151	GRAND TOTAL	100%	100%

Dispositions by Division & Code

Division	Case Type Description	Code	Summary	Change	% Change	Absolute Change	
Adult	Other	OT	226	▲	+46.8%	+72	
	Misdemeanor	CM	220	▲	+8.4%	+17	
	Civil Support	VS	157	▲	+7.5%	+11	
	Show Cause	SC	143	▼	-15.9%	-27	
	Felony	CF	87	▲	+77.6%	+38	
	Family Abuse - Protective Order	FP	84	▲	+20.0%	+14	
	Violation of Protective Order	PV	37	▲	+146.7%	+22	
	Capias	CA	17	▼	-34.6%	-9	
	Motion - Protective Order	MP	12	▲	+20.0%	+2	
	Remand Support	RS	6	▲	+200.0%	+4	
	Non-Family Abuse Protective Order	AP	2	▼	-50.0%	-2	
	Total		991	▲	16.7%	+142	
Juvenile	Custody Visitation	CV	659	▲	+5.8%	+36	
	Misdemeanor	DM	73	▼	-9.9%	-8	
	Status	ST	56	▲	+24.4%	+11	
	Abuse and Neglect	AN	49	▲	+14.0%	+6	
	Traffic	T	40	▼	-40.3%	-27	
	Permanency Planning	PH	27	▲	+92.9%	+13	
	Foster Care Review	FC	26	▼	-7.1%	-2	
	Paternity	PT	17	▲	+70.0%	+7	
	Felony	DF	15	▲	+36.4%	+4	
	Motion - Protective Order	MP	13	▲	+1,200.0%	+12	
	Initial Foster Care	IF	12	▼	-50.0%	-12	
	Terminate Parental Rights	TP	12	▲	+33.3%	+3	
	Remand Custody	RC	11	▲	+83.3%	+5	
	Temporary Detention Order	TD	9	↔		-	
	Truancy	TR	7	▼	-65.0%	-13	
	Child In Need of Services	CS	4	▼	-20.0%	-1	
	Emergency Custody Order	EC	4	▼	-33.3%	-2	
	Show Cause	SC	4	▼	-20.0%	-1	
	Non-Family Abuse Protective Order	AP	3	▼	-50.0%	-3	
	Entrustment	ET	2	▼	-66.7%	-4	
	Relief of Custody	CR	2	↔		-	
	Voluntary Continuing Services and Support Agreen	VA	2	▼	-50.0%	-2	
	Family Abuse - Protective Order	FP	1	▲	-	+1	
	Other	OT	1	▼	-50.0%	-1	
	Restoration of Parental Rights	RR	1	▲	-	+1	
	Child at Risk	RI	0	▼	-100.0%	-8	
	Emancipation	EP	0	▼	-100.0%	-1	
	Mental Commitment	MC	0	▼	-100.0%	-4	
	Qualified Residential Treatment	QR	0	▼	-100.0%	-1	
		Total		1,050	▲	0.9%	+9
	GRAND TOTAL			2,041	▲	8.0%	+151

* Compared to same time period as previous year

** Case Type Categories are defined in the 2017 Virginia Judicial Workload Assessment

The data reported reflect the case management system. The case types reported may not necessitate judicial involvement.

Dispositions by Major Case Category**

Category	Summary	Change	% Change	Absolute Change
Adult Criminal	434	▲	+7.7%	+31
Child Dependency	132	▼	-5.0%	-7
Child in Need of Services/Supervision	12	▼	-53.8%	-14
Custody and Visitation	676	▲	+6.8%	+43
Delinquency	91	▲	-5.2%	-5
Juvenile Miscellaneous	56	▼	+21.7%	+10
Other	258	▲	+41.0%	+75
Protective Orders	115	▲	+26.4%	+24
Support	227	▼	+10.2%	+21
Traffic	40	▼	-40.3%	-27
GRAND TOTAL	2,041	▲	8.0%	+151

* Compared to same time period as previous year

** Case Type Categories are defined in the 2017 Virginia Judicial Workload Assessment

The data reported reflect the case management system. The case types reported may not necessitate judicial involvement.

2024 Overall GRAND TOTAL		Distribution of Caseload			Change*		Percentage (%) of Caseload		
1,655	+152 10.1%	Adult	845	51%	10.3% ▲	+79	Adult	2023 51.0%	2024 51.1%
2024		Juvenile	810	49%	9.9% ▲	+73	Juvenile	49.0%	48.9%
2023		GRAND TOTAL	1,655	100%	10.1% ▲	+152	GRAND TOTAL	100%	100%

Dispositions by Division & Code

Division	Case Type Description	Code	Summary	Change	% Change	Absolute Change	
Adult	Misdemeanor	CM	269	▲	+35.9%	+71	
	Other	OT	143	▼	-18.3%	-32	
	Show Cause	SC	118	▲	+35.6%	+31	
	Capias	CA	77	▲	+20.3%	+13	
	Civil Support	VS	75	▼	-17.6%	-16	
	Felony	CF	62	▼	-26.2%	-22	
	Family Abuse - Protective Order	FP	59	▲	+25.5%	+12	
	Remand Support	RS	22	▲	+120.0%	+12	
	Motion - Protective Order	MP	8	▲	+300.0%	+6	
	Violation of Protective Order	PV	7	▲	+250.0%	+5	
	Non-Family Abuse Protective Order	AP	2	↔		-	
	Protective Order	PC	1	▼	-75.0%	-3	
	Restricted License for Non-Support	SL	1	▲	-	+1	
	Violation Family Abuse Protective Order	PS	1	▲	-	+1	
	Total		845	▲	10.3%	+79	
Juvenile	Custody Visitation	CV	360	▼	-4.5%	-17	
	Status	ST	83	▲	+29.7%	+19	
	Misdemeanor	DM	68	▲	+112.5%	+36	
	Remand Custody	RC	43	▲	+207.1%	+29	
	Foster Care Review	FC	41	▼	-6.8%	-3	
	Remand Visitation	RV	41	▲	+192.9%	+27	
	Traffic	T	38	▲	+35.7%	+10	
	Permanency Planning	PH	31	▼	-34.0%	-16	
	Initial Foster Care	IF	25	▲	+108.3%	+13	
	Abuse and Neglect	AN	20	▲	+42.9%	+6	
	Felony	DF	15	▲	+36.4%	+4	
	Paternity	PT	10	▼	-64.3%	-18	
	Entrustment	ET	7	▲	-	+7	
	Truancy	TR	6	▲	+20.0%	+1	
	Voluntary Continuing Services and Support Agree	VA	6	▲	+20.0%	+1	
	Temporary Detention Order	TD	4	▲	+300.0%	+3	
	Terminate Parental Rights	TP	4	▼	-81.8%	-18	
	Non-Family Abuse Protective Order	AP	3	↔		-	
	Civil Violation	CI	2	▼	-33.3%	-1	
	Child In Need of Services	CS	1	▼	-50.0%	-1	
	Emergency Custody Order	EC	1	▲	-	+1	
	Other	OT	1	▼	-66.7%	-2	
	Emancipation	EP	0	▼	-100.0%	-1	
	Family Abuse - Protective Order	FP	0	▼	-100.0%	-5	
	Qualified Residential Treatment	QR	0	▼	-100.0%	-2	
		Total		810	▲	9.9%	+73
		GRAND TOTAL		1,655	▲	10.1%	+152

Dispositions by Major Case Category**

Category	Summary	Change	% Change	Absolute Change
Adult Criminal	482	▲	+13.4%	+57
Child Dependency	134	▲	-8.2%	-12

* Compared to same time period as previous year
 ** Case Type Categories are defined in the 2017 Virginia Judicial Workload Assessment
 The data reported reflect the case management system. The case types reported may not necessitate judicial involvement.

CPSS - JCMS CASELOAD STATISTICS OF THE JUVENILE & DOMESTIC RELATIONS DISTRICT COURTS
 January 2024 thru October 2024 Dispositions (Compared to January 2023 thru October 2023)

Child in Need of Services/Supervision	7	▼		0
Custody and Visitation	370	▼	-8.6%	-35
Delinquency	83	▲	+93.0%	+40
Juvenile Miscellaneous	83	▼	+27.7%	+18
New to Workload Study	2	▼	-33.3%	-1
Other	255	▲	+17.5%	+38
Protective Orders	72	▲	+22.0%	+13
Support	129	▲	+22.9%	+24
Traffic	38	▲	+35.7%	+10
GRAND TOTAL	1,655	▲	10.1%	+152

* Compared to same time period as previous year

** Case Type Categories are defined in the 2017 Virginia Judicial Workload Assessment

The data reported reflect the case management system. The case types reported may not necessitate judicial involvement.

2024 Overall GRAND TOTAL		Distribution of Caseload			Change*		Percentage (%) of Caseload		
2,750	-108 -3.8%	Adult	1,431	52%	10.8% ▲	+140	Adult	45.2%	52.0%
2024		Juvenile	1,319	48%	-15.8% ▼	-248	Juvenile	54.8%	48.0%
2023		GRAND TOTAL	2,750	100%	-3.8% ▼	-108	GRAND TOTAL	100%	100%

Dispositions by Division & Code

Division	Case Type Description	Code	Summary	Change	% Change	Absolute Change	
Adult	Show Cause	SC	423	▲	+43.4%	+128	
	Misdemeanor	CM	276	▼	-1.1%	-3	
	Other	OT	252	▲	+21.7%	+45	
	Civil Support	VS	186	▲	+28.3%	+41	
	Capias	CA	136	▲	+5.4%	+7	
	Family Abuse - Protective Order	FP	68	▼	-25.3%	-23	
	Felony	CF	51	▼	-41.4%	-36	
	Remand Support	RS	20	▼	-23.1%	-6	
	Motion - Protective Order	MP	8	▼	-46.7%	-7	
	Violation of Protective Order	PV	8	▼	-27.3%	-3	
	Non-Family Abuse Protective Order	AP	3	▼	-40.0%	-2	
	Protective Order	PC	0	▼	-100.0%	-1	
		Total		1,431	▲	10.8%	+140
Juvenile	Custody Visitation	CV	723	▼	-24.5%	-234	
	Status	ST	144	▲	+15.2%	+19	
	Misdemeanor	DM	108	▲	+45.9%	+34	
	Permanency Planning	PH	44	▲	+109.5%	+23	
	Traffic	T	44	▲	+69.2%	+18	
	Paternity	PT	40	▲	+42.9%	+12	
	Motion - Protective Order	MP	33	▼	-45.0%	-27	
	Remand Custody	RC	33	▼	-13.2%	-5	
	Remand Visitation	RV	33	▼	-13.2%	-5	
	Foster Care Review	FC	30	▼	-37.5%	-18	
	Felony	DF	24	▲	+200.0%	+16	
	Abuse and Neglect	AN	17	▼	-73.4%	-47	
	Show Cause	SC	11	▲	+22.2%	+2	
	Temporary Detention Order	TD	9	↔		-	
	Truancy	TR	6	▼	-33.3%	-3	
	Initial Foster Care	IF	4	▼	-78.9%	-15	
	Non-Family Abuse Protective Order	AP	4	↔		-	
	Terminate Parental Rights	TP	4	▼	-69.2%	-9	
	Emergency Custody Order	EC	3	▼	-40.0%	-2	
	Relief of Custody	CR	3	▲	+200.0%	+2	
	Child In Need of Services	CS	2	▲	+100.0%	+1	
	Emancipation	EP	0	▼	-100.0%	-1	
	Entrustment	ET	0	▼	-100.0%	-2	
	Family Abuse - Protective Order	FP	0	▼	-100.0%	-3	
	Mental Commitment	MC	0	▼	-100.0%	-1	
	Other	OT	0	▼	-100.0%	-1	
	Qualified Residential Treatment	QR	0	▼	-100.0%	-1	
	Voluntary Continuing Services and Support Agreem	VA	0	▼	-100.0%	-1	
		Total		1,319	▼	-15.8%	-248
	GRAND TOTAL			2,750	▼	-3.8%	-108

* Compared to same time period as previous year
 ** Case Type Categories are defined in the 2017 Virginia Judicial Workload Assessment
 The data reported reflect the case management system. The case types reported may not necessitate judicial involvement.

Dispositions by Major Case Category**

Category	Summary	Change	% Change	Absolute Change
Adult Criminal	802	▼	+8.5%	+63
Child Dependency	102	▼	-40.0%	-68
Child in Need of Services/Supervision	8	▲	-20.0%	-2
Custody and Visitation	763	▲	-22.5%	-222
Delinquency	143	▲	+57.1%	+52
Juvenile Miscellaneous	144	▼	+14.3%	+18
Other	350	▲	+7.7%	+25
Protective Orders	116	▼	-34.8%	-62
Support	278	▲	+33.7%	+70
Traffic	44	▲	+69.2%	+18
GRAND TOTAL	2,750	▼	-3.8%	-108

* Compared to same time period as previous year

** Case Type Categories are defined in the 2017 Virginia Judicial Workload Assessment

The data reported reflect the case management system. The case types reported may not necessitate judicial involvement.

2024 Overall GRAND TOTAL		Distribution of Caseload			Change*		Percentage (%) of Caseload		
2,900 -38 -1.3% 		Adult	1,380	48%	-7.1% ▼	-106	Adult	50.6%	47.6%
		Juvenile	1,520	52%	4.7% ▲	+68	Juvenile	49.4%	52.4%
		GRAND TOTAL	2,900	100%	-1.3% ▼	-38	GRAND TOTAL	100%	100%

Dispositions by Division & Code

Division	Case Type Description	Code	Summary	Change	% Change	Absolute Change	
Adult	Misdemeanor	CM	387	▲	+4.6%	+17	
	Other	OT	258	▲	-23.2%	-78	
	Felony	CF	176	▼	-4.9%	-9	
	Show Cause	SC	136	▲	+8.8%	+11	
	Civil Support	VS	127	▼	-23.5%	-39	
	Family Abuse - Protective Order	FP	120	▼	-8.4%	-11	
	Capias	CA	100	▲	-12.3%	-14	
	Violation of Protective Order	PV	30	▲	+172.7%	+19	
	Motion - Protective Order	MP	24	▼	-22.6%	-7	
	Remand Support	RS	13	▲	+85.7%	+6	
	Bond Forfeiture	BF	4	▲	+33.3%	+1	
	Protective Order	PC	3	▲	+200.0%	+2	
	Restricted License for Non-Support	SL	2	↔	-	-	
	Non-Family Abuse Protective Order	AP	0	▼	-100.0%	-4	
	Total		1,380	▼	-7.1%	-106	
Juvenile	Custody Visitation	CV	838	▲	+4.8%	+38	
	Permanency Planning	PH	97	▲	+49.2%	+32	
	Status	ST	69	▲	+60.5%	+26	
	Traffic	T	61	▼	-11.6%	-8	
	Remand Visitation	RV	58	↔	-	-	
	Foster Care Review	FC	55	▼	-5.2%	-3	
	Remand Custody	RC	54	▼	-5.3%	-3	
	Misdemeanor	DM	48	▼	-12.7%	-7	
	Abuse and Neglect	AN	46	▼	-9.8%	-5	
	Felony	DF	36	▲	+56.5%	+13	
	Initial Foster Care	IF	35	▼	-7.9%	-3	
	Terminate Parental Rights	TP	34	▲	+9.7%	+3	
	Paternity	PT	25	▲	+13.6%	+3	
	Truancy	TR	13	▲	+44.4%	+4	
	Motion - Protective Order	MP	11	▼	-21.4%	-3	
	Temporary Detention Order	TD	9	▼	-18.2%	-2	
	Non-Family Abuse Protective Order	AP	7	▼	-22.2%	-2	
	Voluntary Continuing Services and Support Agreem	VA	7	↔	-	-	
	Other	OT	5	▼	-28.6%	-2	
	Relief of Custody	CR	4	▼	-50.0%	-4	
	Emergency Custody Order	EC	3	↔	-	-	
	Civil Violation	CI	2	▲	-	+2	
	Entrustment	ET	2	▼	-60.0%	-3	
	Child In Need of Services	CS	1	↔	-	-	
	Qualified Residential Treatment	QR	0	▼	-100.0%	-6	
	Show Cause	SC	0	▼	-100.0%	-2	
		Total		1,520	▲	4.7%	+68
		GRAND TOTAL		2,900	▼	-1.3%	-38

* Compared to same time period as previous year
 ** Case Type Categories are defined in the 2017 Virginia Judicial Workload Assessment
 The data reported reflect the case management system. The case types reported may not necessitate judicial involvement.

Dispositions by Major Case Category**

Category	Summary	Change	% Change	Absolute Change
Adult Criminal	807	▲	+2.0%	+16
Child Dependency	280	▼	+4.1%	+11
Child in Need of Services/Supervision	14	▲	+40.0%	+4
Custody and Visitation	863	▲	+5.0%	+41
Delinquency	84	▼	+5.0%	+4
Juvenile Miscellaneous	69	▲	+60.5%	+26
New to Workload Study	2	▲	-	+2
Other	400	▲	-16.5%	-79
Protective Orders	162	▼	-14.3%	-27
Support	158	▲	-15.1%	-28
Traffic	61	▼	-11.6%	-8
GRAND TOTAL	2,900	▼	-1.3%	-38

* Compared to same time period as previous year

** Case Type Categories are defined in the 2017 Virginia Judicial Workload Assessment

The data reported reflect the case management system. The case types reported may not necessitate judicial involvement.

2024 Overall GRAND TOTAL		Distribution of Caseload		Change*		Percentage (%) of Caseload			
1,407	-162 -10.3%	Adult	649	46%	-13.2% ▼	-99	Adult	47.7%	46.1%
2024		Juvenile	758	54%	-7.7% ▼	-63	Juvenile	52.3%	53.9%
2023		GRAND TOTAL	1,407	100%	-10.3% ▼	-162	GRAND TOTAL	100%	100%

Dispositions by Division & Code

Division	Case Type Description	Code	Summary	Change	% Change	Absolute Change	
Adult	Show Cause	SC	171	▲	+21.3%	+30	
	Other	OT	160	▼	-10.6%	-19	
	Misdemeanor	CM	107	▼	-21.3%	-29	
	Civil Support	VS	69	▼	-15.9%	-13	
	Capias	CA	67	▲	+1.5%	+1	
	Family Abuse - Protective Order	FP	33	▼	-34.0%	-17	
	Felony	CF	24	▼	-64.2%	-43	
	Non-Family Abuse Protective Order	AP	5	↔		-	
	Motion - Protective Order	MP	4	▼	-20.0%	-1	
	Remand Support	RS	4	▼	-42.9%	-3	
	Bond Forfeiture	BF	2	▼	-66.7%	-4	
	Restricted License for Non-Support	SL	2	↔		-	
	Violation of Protective Order	PV	1	▼	-50.0%	-1	
		Total		649	▼	-13.2%	-99
Juvenile	Custody Visitation	CV	381	▼	-14.6%	-65	
	Permanency Planning	PH	53	▼	-30.3%	-23	
	Child at Risk	RI	51	▲	+363.6%	+40	
	Terminate Parental Rights	TP	50	▲	+177.8%	+32	
	Truancy	TR	38	▼	-17.4%	-8	
	Foster Care Review	FC	35	▼	-37.5%	-21	
	Abuse and Neglect	AN	26	▼	-3.7%	-1	
	Initial Foster Care	IF	22	▼	-24.1%	-7	
	Motion - Protective Order	MP	18	▲	+260.0%	+13	
	Traffic	T	17	▼	-45.2%	-14	
	Misdemeanor	DM	15	▲	+7.1%	+1	
	Entrustment	ET	10	▲	-	+10	
	Voluntary Continuing Services and Support Agree	VA	7	▲	+600.0%	+6	
	Paternity	PT	5	▲	+66.7%	+2	
	Status	ST	5	▼	-58.3%	-7	
	Child In Need of Services	CS	4	▼	-42.9%	-3	
	Non-Family Abuse Protective Order	AP	4	▼	-42.9%	-3	
	Remand Custody	RC	4	▼	-60.0%	-6	
	Remand Visitation	RV	4	▼	-66.7%	-8	
	Relief of Custody	CR	3	↔		-	
	Emancipation	EP	2	▲	+100.0%	+1	
	Felony	DF	2	▼	-33.3%	-1	
	Capias	CA	1	▲	-	+1	
	Civil Violation	CI	1	▲	-	+1	
	Family Abuse - Protective Order	FP	0	▼	-100.0%	-2	
	Other	OT	0	▼	-100.0%	-1	
		Total		758	▼	-7.7%	-63
	GRAND TOTAL			1,407	▼	-10.3%	-162

Dispositions by Major Case Category**

Category	Summary	Change	% Change	Absolute Change
Adult Criminal	323	▼	-15.0%	-57
Child Dependency	257	▲	+16.3%	+36

* Compared to same time period as previous year
 ** Case Type Categories are defined in the 2017 Virginia Judicial Workload Assessment
 The data reported reflect the case management system. The case types reported may not necessitate judicial involvement.

CPSS - JCMS CASELOAD STATISTICS OF THE JUVENILE & DOMESTIC RELATIONS DISTRICT COURTS
 January 2024 thru October 2024 Dispositions (Compared to January 2023 thru October 2023)

Buchanan

District: 29 FIPS: 027

Child in Need of Services/Supervision	42	▼	-20.8%	-11
Custody and Visitation	386	▲	-14.0%	-63
Delinquency	18	▲	+5.9%	+1
Juvenile Miscellaneous	7	▼	-46.2%	-6
New to Workload Study	1	▲	-	+1
Other	172	▼	-17.7%	-37
Protective Orders	64	▲	-13.5%	-10
Support	120	▲	-1.6%	-2
Traffic	17	▼	-45.2%	-14
GRAND TOTAL	1,407	▼	-10.3%	-162

* Compared to same time period as previous year

** Case Type Categories are defined in the 2017 Virginia Judicial Workload Assessment

The data reported reflect the case management system. The case types reported may not necessitate judicial involvement.

2024 Overall GRAND TOTAL		Distribution of Caseload		Change*		Percentage (%) of Caseload			
808	-209 -20.6%	Adult	368 46%	-12.2%	▼	-51	Adult	41.2%	45.5%
2024		Juvenile	440 54%	-26.4%	▼	-158	Juvenile	58.8%	54.5%
2023		GRAND TOTAL	808 100%	-20.6%	▼	-209	GRAND TOTAL	100%	100%

Dispositions by Division & Code

Division	Case Type Description	Code	Summary	Change	% Change	Absolute Change	
Adult	Misdemeanor	CM	76	▲	+5.6%	+4	
	Other	OT	76	▼	+4.1%	+3	
	Civil Support	VS	70	▼	-36.9%	-41	
	Show Cause	SC	60	▲	-	-	
	Family Abuse - Protective Order	FP	36	▼	-20.0%	-9	
	Capias	CA	32	▲	+10.3%	+3	
	Felony	CF	9	▼	-60.9%	-14	
	Motion - Protective Order	MP	5	▲	+66.7%	+2	
	Non-Family Abuse Protective Order	AP	2	▲	+100.0%	+1	
	Protective Order	PC	1	▲	-	+1	
	Remand Support	RS	1	▼	-50.0%	-1	
		Total		368	▼	-12.2%	-51
Juvenile	Custody Visitation	CV	324	▼	-20.4%	-83	
	Misdemeanor	DM	28	▼	-24.3%	-9	
	Permanency Planning	PH	14	▼	-64.1%	-25	
	Truancy	TR	10	▲	+25.0%	+2	
	Initial Foster Care	IF	9	▼	-10.0%	-1	
	Entrustment	ET	8	↔	-	-	
	Felony	DF	7	▼	-63.2%	-12	
	Paternity	PT	6	▲	+50.0%	+2	
	Child In Need of Services	CS	5	▼	-37.5%	-3	
	Status	ST	5	▼	-37.5%	-3	
	Foster Care Review	FC	4	▼	-55.6%	-5	
	Terminate Parental Rights	TP	4	▼	-20.0%	-1	
	Traffic	T	4	▼	-76.5%	-13	
	Abuse and Neglect	AN	3	▼	-57.1%	-4	
	Child at Risk	RI	2	▲	-	+2	
	Voluntary Continuing Services and Support Agree	VA	2	▲	-	+2	
	Civil Violation	CI	1	▲	-	+1	
	Motion - Protective Order	MP	1	↔	-	-	
	Other	OT	1	▲	-	-	
	Relief of Custody	CR	1	▼	-50.0%	-1	
	Show Cause	SC	1	▼	-50.0%	-1	
	Emergency Custody Order	EC	0	▼	-100.0%	-2	
	Mental Commitment	MC	0	▼	-100.0%	-1	
	Qualified Residential Treatment	QR	0	▼	-100.0%	-1	
	Remand Custody	RC	0	▼	-100.0%	-1	
	Temporary Detention Order	TD	0	▼	-100.0%	-1	
		Total		440	▼	-26.4%	-158
	GRAND TOTAL			808	▼	-20.6%	-209

Dispositions by Major Case Category**

Category	Summary	Change	% Change	Absolute Change
Adult Criminal	137	▲	-16.0%	-26
Child Dependency	47	▲	-42.0%	-34
Child in Need of Services/Supervision	15	▼	-11.8%	-2
Custody and Visitation	330	▲	-19.7%	-81

* Compared to same time period as previous year
 ** Case Type Categories are defined in the 2017 Virginia Judicial Workload Assessment
 The data reported reflect the case management system. The case types reported may not necessitate judicial involvement.

CPSS - JCMS CASELOAD STATISTICS OF THE JUVENILE & DOMESTIC RELATIONS DISTRICT COURTS
 January 2024 thru October 2024 Dispositions (Compared to January 2023 thru October 2023)

Dickenson

District: 29 FIPS: 051

Delinquency	36	▼	-36.8%	-21
Juvenile Miscellaneous	5	▼	-44.4%	-4
New to Workload Study	1	▲	-	+1
Other	78	▲	-2.5%	-2
Protective Orders	44	▲	-12.0%	-6
Support	111	▲	-15.9%	-21
Traffic	4	▼	-76.5%	-13
GRAND TOTAL	808	▼	-20.6%	-209

* Compared to same time period as previous year

** Case Type Categories are defined in the 2017 Virginia Judicial Workload Assessment

The data reported reflect the case management system. The case types reported may not necessitate judicial involvement.

2024 Overall GRAND TOTAL		Distribution of Caseload		Change*		Percentage (%) of Caseload			
1,925	-106 -5.2%	Adult	1,091	57%	-12.6% ▼	-157	Adult	61.4%	56.7%
2024		Juvenile	834	43%	6.5% ▲	+51	Juvenile	38.6%	43.3%
2023		GRAND TOTAL	1,925	100%	-5.2% ▼	-106	GRAND TOTAL	100%	100%

Dispositions by Division & Code

Division	Case Type Description	Code	Summary	Change	% Change	Absolute Change	
Adult	Show Cause	SC	334	▼	-33.9%	-171	
	Other	OT	195	▲	+8.3%	+15	
	Misdemeanor	CM	192	▼	-6.3%	-13	
	Civil Support	VS	120	▼	-5.5%	-7	
	Felony	CF	71	▲	+47.9%	+23	
	Capias	CA	67	▼	-5.6%	-4	
	Family Abuse - Protective Order	FP	57	▼	-16.2%	-11	
	Remand Support	RS	18	▲	+28.6%	+4	
	Motion - Protective Order	MP	16	▲	+45.5%	+5	
	Bond Forfeiture	BF	8	▼	-27.3%	-3	
	Violation of Protective Order	PV	8	▲	+60.0%	+3	
	Non-Family Abuse Protective Order	AP	5	▲	+66.7%	+2	
	Total			1,091	▼	-12.6%	-157
Juvenile	Custody Visitation	CV	368	▼	-20.3%	-94	
	Misdemeanor	DM	69	▲	+122.6%	+38	
	Permanency Planning	PH	51	▼	-33.8%	-26	
	Foster Care Review	FC	45	▲	+50.0%	+15	
	Terminate Parental Rights	TP	34	▲	+466.7%	+28	
	Entrustment	ET	31	▲	+181.8%	+20	
	Abuse and Neglect	AN	29	▲	+16.0%	+4	
	Initial Foster Care	IF	28	▲	+64.7%	+11	
	Traffic	T	28	▲	+55.6%	+10	
	Remand Custody	RC	23	▲	+76.9%	+10	
	Remand Visitation	RV	23	▲	+76.9%	+10	
	Truancy	TR	21	▲	+200.0%	+14	
	Motion - Protective Order	MP	19	▲	+18.8%	+3	
	Felony	DF	14	▲	+40.0%	+4	
	Relief of Custody	CR	7	▲	+250.0%	+5	
	Temporary Detention Order	TD	7	▲	+133.3%	+4	
	Paternity	PT	5	▼	-37.5%	-3	
	Show Cause	SC	5	▲	+150.0%	+3	
	Capias	CA	4	▲	+100.0%	+2	
	Child In Need of Services	CS	4	▲	+33.3%	+1	
	Other	OT	4	▲	+100.0%	+2	
	Status	ST	4	▼	-66.7%	-8	
	Voluntary Continuing Services and Support Agree	VA	4	↔		-	
	Civil Violation	CI	2	↔		-	
	Emergency Custody Order	EC	2	▼	-33.3%	-1	
	Mental Commitment	MC	2	▲	-	+2	
	Non-Family Abuse Protective Order	AP	1	▼	-66.7%	-2	
	Qualified Residential Treatment	QR	0	▼	-100.0%	-1	
	Total			834	▲	6.5%	+51
	GRAND TOTAL			1,925	▼	-5.2%	-106

* Compared to same time period as previous year

** Case Type Categories are defined in the 2017 Virginia Judicial Workload Assessment

The data reported reflect the case management system. The case types reported may not necessitate judicial involvement.

Dispositions by Major Case Category**

Category	Summary	Change	% Change	Absolute Change
Adult Criminal	592	▲	-23.4%	-181
Child Dependency	229	▲	+32.4%	+56
Child in Need of Services/Supervision	28	▲	+133.3%	+16
Custody and Visitation	373	▼	-20.6%	-97
Delinquency	89	▲	+107.0%	+46
Juvenile Miscellaneous	4	▼	-66.7%	-8
New to Workload Study	2	↔		0
Other	274	▲	+20.2%	+46
Protective Orders	98	▲	-3.0%	-3
Support	208	▲	+4.5%	+9
Traffic	28	▲	+55.6%	+10
GRAND TOTAL	1,925	▼	-5.2%	-106

* Compared to same time period as previous year

** Case Type Categories are defined in the 2017 Virginia Judicial Workload Assessment

The data reported reflect the case management system. The case types reported may not necessitate judicial involvement.

2024 Overall GRAND TOTAL		Distribution of Caseload			Change*		Percentage (%) of Caseload		
2,725 -45 -1.6% 	Adult Juvenile GRAND TOTAL	1,502	55%	16.6% ▲	+214	Adult Juvenile GRAND TOTAL	2023	2024	
		1,223	45%	-17.5% ▼	-259		46.5%	55.1%	
		2,725	100%	-1.6% ▼	-45		100%	100%	

Dispositions by Division & Code

Division	Case Type Description	Code	Summary	Change	% Change	Absolute Change
Adult	Misdemeanor	CM	434	▲	+57.8%	+159
	Other	OT	295	▲	-5.8%	-18
	Show Cause	SC	220	▲	+12.8%	+25
	Civil Support	VS	179	▲	+17.8%	+27
	Felony	CF	162	▲	+32.8%	+40
	Capias	CA	92	▼	-9.8%	-10
	Family Abuse - Protective Order	FP	86	▼	-12.2%	-12
	Motion - Protective Order	MP	17	▲	+6.3%	+1
	Remand Support	RS	9	↔		-
	Non-Family Abuse Protective Order	AP	6	↔		-
	Restricted License for Non-Support	SL	2	▲	-	+2
	Total		1,502	▲	16.6%	+214
Juvenile	Custody Visitation	CV	721	▼	-16.0%	-137
	Motion - Protective Order	MP	72	▼	-20.0%	-18
	Misdemeanor	DM	69	▼	-14.8%	-12
	Traffic	T	50	▼	-2.0%	-1
	Abuse and Neglect	AN	43	▼	-61.6%	-69
	Remand Custody	RC	36	▲	+38.5%	+10
	Foster Care Review	FC	35	▲	+94.4%	+17
	Permanency Planning	PH	33	▼	-40.0%	-22
	Status	ST	28	▲	+100.0%	+14
	Felony	DF	22	▲	+83.3%	+10
	Initial Foster Care	IF	20	▼	-4.8%	-1
	Terminate Parental Rights	TP	18	▼	-18.2%	-4
	Truancy	TR	14	▼	-39.1%	-9
	Paternity	PT	12	▼	-40.0%	-8
	Show Cause	SC	10	▲	+100.0%	+5
	Other	OT	8	▲	+14.3%	+1
	Child In Need of Services	CS	7	▲	+133.3%	+4
	Relief of Custody	CR	6	▲	+50.0%	+2
	Voluntary Continuing Services and Support Agree	VA	5	↔		-
	Entrustment	ET	4	▼	-80.0%	-16
	Non-Family Abuse Protective Order	AP	3	▼	-72.7%	-8
	Temporary Detention Order	TD	3	▼	-70.0%	-7
	Child at Risk	RI	2	▲	-	+2
	Civil Violation	CI	1	↔		-
	Emergency Custody Order	EC	1	▼	-83.3%	-5
	Capias	CA	0	▼	-100.0%	-1
	Family Abuse - Protective Order	FP	0	▼	-100.0%	-1
	Juvenile Support	JS	0	▼	-100.0%	-1
	Mental Commitment	MC	0	▼	-100.0%	-2
	Protective Order	PC	0	▼	-100.0%	-1
	Qualified Residential Treatment	QR	0	▼	-100.0%	-1
	Total		1,223	▼	-17.5%	-259
	GRAND TOTAL		2,725	▼	-1.6%	-45

* Compared to same time period as previous year

** Case Type Categories are defined in the 2017 Virginia Judicial Workload Assessment

The data reported reflect the case management system. The case types reported may not necessitate judicial involvement.

Dispositions by Major Case Category**

Category	Summary	Change	% Change	Absolute Change
Adult Criminal	837	▲	+30.8%	+197
Child Dependency	166	▲	-35.7%	-92
Child in Need of Services/Supervision	22	▲	-15.4%	-4
Custody and Visitation	733	▼	-16.5%	-145
Delinquency	100	▼		0
Juvenile Miscellaneous	28	▲	+100.0%	+14
New to Workload Study	1	↔		0
Other	352	▼	-5.6%	-21
Protective Orders	184	▼	-17.1%	-38
Support	252	▲	+21.7%	+45
Traffic	50	▼	-2.0%	-1
GRAND TOTAL	2,725	▼	-1.6%	-45

* Compared to same time period as previous year

** Case Type Categories are defined in the 2017 Virginia Judicial Workload Assessment

The data reported reflect the case management system. The case types reported may not necessitate judicial involvement.

2024 Overall GRAND TOTAL		Distribution of Caseload			Change*		Percentage (%) of Caseload		
1,451	-31 -2.1%	Adult	659	45%	-13.4% ▼	-102	Adult	51.3%	45.4%
2024		Juvenile	792	55%	9.8% ▲	+71	Juvenile	48.7%	54.6%
2023		GRAND TOTAL	1,451	100%	-2.1% ▼	-31	GRAND TOTAL	100%	100%

Dispositions by Division & Code

Division	Case Type Description	Code	Summary	Change	% Change	Absolute Change	
Adult	Other	OT	149	▲	-10.2%	-17	
	Misdemeanor	CM	128	▼	-26.4%	-46	
	Show Cause	SC	126	▼	-6.0%	-8	
	Civil Support	VS	68	▼	-29.2%	-28	
	Capias	CA	63	▲	+8.6%	+5	
	Family Abuse - Protective Order	FP	55	▼	-23.6%	-17	
	Felony	CF	28	▲	+40.0%	+8	
	Remand Support	RS	20	▲	+17.6%	+3	
	Non-Family Abuse Protective Order	AP	11	▲	+10.0%	+1	
	Motion - Protective Order	MP	10	▲	+11.1%	+1	
	Restricted License for Non-Support	SL	1	▼	-50.0%	-1	
	Bond Forfeiture	BF	0	▼	-100.0%	-2	
	Protective Order	PC	0	▼	-100.0%	-1	
	Total		659	▼	-13.4%	-102	
Juvenile	Custody Visitation	CV	357	▲	+0.6%	+2	
	Traffic	T	64	▲	+30.6%	+15	
	Misdemeanor	DM	60	▲	+160.9%	+37	
	Permanency Planning	PH	54	↔	-	-	
	Foster Care Review	FC	53	▲	+60.6%	+20	
	Abuse and Neglect	AN	50	▼	-2.0%	-1	
	Remand Custody	RC	30	▲	+7.1%	+2	
	Initial Foster Care	IF	29	▲	+38.1%	+8	
	Truancy	TR	22	▲	+100.0%	+11	
	Terminate Parental Rights	TP	17	▼	-55.3%	-21	
	Remand Visitation	RV	11	▲	+37.5%	+3	
	Show Cause	SC	8	▲	+100.0%	+4	
	Non-Family Abuse Protective Order	AP	6	▲	+100.0%	+3	
	Paternity	PT	6	▲	+20.0%	+1	
	Entrustment	ET	4	▲	-	+4	
	Felony	DF	4	▼	-33.3%	-2	
	Other	OT	4	▲	+100.0%	+2	
	Relief of Custody	CR	3	▼	-25.0%	-1	
	Voluntary Continuing Services and Support Agreem	VA	3	▲	-	+3	
	Status	ST	2	▼	-77.8%	-7	
	Child In Need of Services	CS	1	▼	-87.5%	-7	
	Emancipation	EP	1	▲	-	+1	
	Emergency Custody Order	EC	1	▼	-50.0%	-1	
	Restoration of Parental Rights	RR	1	▲	-	+1	
	Temporary Detention Order	TD	1	▼	-50.0%	-1	
	Capias	CA	0	▼	-100.0%	-1	
	Civil Violation	CI	0	▼	-100.0%	-2	
	Qualified Residential Treatment	QR	0	▼	-100.0%	-2	
		Total		792	▲	9.8%	+71
	GRAND TOTAL			1,451	▼	-2.1%	-31

* Compared to same time period as previous year
 ** Case Type Categories are defined in the 2017 Virginia Judicial Workload Assessment
 The data reported reflect the case management system. The case types reported may not necessitate judicial involvement.

Dispositions by Major Case Category**

Category	Summary	Change	% Change	Absolute Change
Adult Criminal	267	▼	-18.3%	-60
Child Dependency	213	▲	+4.9%	+10
Child in Need of Services/Supervision	27	▲	+42.1%	+8
Custody and Visitation	363	▲	+0.8%	+3
Delinquency	68	▲	+100.0%	+34
Juvenile Miscellaneous	3	▲	-66.7%	-6
New to Workload Study	0	▼	-100.0%	-2
Other	217	▲	-3.6%	-8
Protective Orders	82	▲	-12.8%	-12
Support	147	▲	-8.1%	-13
Traffic	64	▲	+30.6%	+15
GRAND TOTAL	1,451	▼	-2.1%	-31

* Compared to same time period as previous year

** Case Type Categories are defined in the 2017 Virginia Judicial Workload Assessment

The data reported reflect the case management system. The case types reported may not necessitate judicial involvement.

2024 Overall GRAND TOTAL		Distribution of Caseload		Change*		Percentage (%) of Caseload			
1,226 +9 0.7% 	2024 2023	Adult	499	41%	-3.7% ▼	-19	Adult	2023 42.6%	2024 40.7%
		Juvenile	727	59%	4.0% ▲	+28	Juvenile	57.4%	59.3%
GRAND TOTAL		1,226	100%	0.7% ▲	+9	GRAND TOTAL	100%	100%	

Dispositions by Division & Code

Division	Case Type Description	Code	Summary	Change	% Change	Absolute Change	
Adult	Misdemeanor	CM	109	▼	-30.1%	-47	
	Other	OT	98	▲	+36.1%	+26	
	Felony	CF	82	▲	+46.4%	+26	
	Civil Support	VS	65	▲	+51.2%	+22	
	Show Cause	SC	64	▼	-7.2%	-5	
	Capias	CA	33	▼	-26.7%	-12	
	Family Abuse - Protective Order	FP	29	▼	-37.0%	-17	
	Motion - Protective Order	MP	7	▼	-12.5%	-1	
	Remand Support	RS	7	▼	-58.8%	-10	
	Non-Family Abuse Protective Order	AP	5	↔		-	
	Restricted License for Non-Support	SL	0	▼	-100.0%	-1	
	Total			499	▼	-3.7%	-19
Juvenile	Custody Visitation	CV	261	▼	-18.7%	-60	
	Misdemeanor	DM	175	▲	+161.2%	+108	
	Traffic	T	75	▲	+17.2%	+11	
	Felony	DF	39	▲	+387.5%	+31	
	Permanency Planning	PH	32	▼	-3.0%	-1	
	Foster Care Review	FC	26	▼	-10.3%	-3	
	Truancy	TR	20	▼	-20.0%	-5	
	Remand Custody	RC	16	▼	-42.9%	-12	
	Remand Visitation	RV	16	▼	-42.9%	-12	
	Abuse and Neglect	AN	14	▼	-33.3%	-7	
	Terminate Parental Rights	TP	14	▲	+16.7%	+2	
	Initial Foster Care	IF	12	▼	-45.5%	-10	
	Child In Need of Services	CS	9	▼	-18.2%	-2	
	Paternity	PT	6	▲	+20.0%	+1	
	Capias	CA	3	▲	+200.0%	+2	
	Voluntary Continuing Services and Support Agree	VA	3	↔		-	
	Non-Family Abuse Protective Order	AP	2	▼	-33.3%	-1	
	Status	ST	2	▼	-66.7%	-4	
	Civil Violation	CI	1	↔		-	
	Show Cause	SC	1	▼	-66.7%	-2	
	Emergency Custody Order	EC	0	▼	-100.0%	-1	
	Other	OT	0	▼	-100.0%	-2	
	Relief of Custody	CR	0	▼	-100.0%	-4	
	Temporary Detention Order	TD	0	▼	-100.0%	-1	
	Total			727	▲	4.0%	+28
	GRAND TOTAL			1,226	▲	0.7%	+9

Dispositions by Major Case Category**

Category	Summary	Change	% Change	Absolute Change
Adult Criminal	256	▼	-14.1%	-42
Child Dependency	101	▼	-18.5%	-23
Child in Need of Services/Supervision	29	▼	-19.4%	-7
Custody and Visitation	268	▲	-17.8%	-58
Delinquency	217	▲	+174.7%	+138
Juvenile Miscellaneous	2	▼	-66.7%	-4

* Compared to same time period as previous year
 ** Case Type Categories are defined in the 2017 Virginia Judicial Workload Assessment
 The data reported reflect the case management system. The case types reported may not necessitate judicial involvement.

CPSS - JCMS CASELOAD STATISTICS OF THE JUVENILE & DOMESTIC RELATIONS DISTRICT COURTS
 January 2024 thru October 2024 Dispositions (Compared to January 2023 thru October 2023)

Scott

District: 30 FIPS: 169

New to Workload Study	1	↔		0
Other	137	▼	-8.1%	-12
Protective Orders	43	▼	-30.6%	-19
Support	97	▼	+34.7%	+25
Traffic	75	▲	+17.2%	+11
GRAND TOTAL	1,226	▲	0.7%	+9

* Compared to same time period as previous year

** Case Type Categories are defined in the 2017 Virginia Judicial Workload Assessment

The data reported reflect the case management system. The case types reported may not necessitate judicial involvement.

2024 Overall GRAND TOTAL		Distribution of Caseload			Change*		Percentage (%) of Caseload		
3,145 -115 -3.5% 		Adult	1,528	49%	-0.4% ▼	-6	Adult	47.1%	48.6%
		Juvenile	1,617	51%	-6.3% ▼	-109	Juvenile	52.9%	51.4%
		GRAND TOTAL	3,145	100%	-3.5% ▼	-115	GRAND TOTAL	100%	100%

Dispositions by Division & Code

Division	Case Type Description	Code	Summary	Change	% Change	Absolute Change
Adult	Misdemeanor	CM	402	▼	-15.9%	-76
	Other	OT	364	▲	+2.8%	+10
	Show Cause	SC	199	▲	-7.0%	-15
	Civil Support	VS	170	▼	-5.0%	-9
	Family Abuse - Protective Order	FP	161	▲	+75.0%	+69
	Felony	CF	120	▲	+39.5%	+34
	Capias	CA	69	▲	-16.9%	-14
	Non-Family Abuse Protective Order	AP	21	▲	+5.0%	+1
	Motion - Protective Order	MP	18	▼	-21.7%	-5
	Remand Support	RS	3	↔		-
	Restricted License for Non-Support	SL	1	↔		-
	Protective Order	PC	0	▼	-100.0%	-1
		Total		1,528	▼	-0.4%
Juvenile	Custody Visitation	CV	1,054	▼	-1.9%	-20
	Misdemeanor	DM	114	▼	-30.5%	-50
	Foster Care Review	FC	58	▼	-10.8%	-7
	Permanency Planning	PH	55	▲	+25.0%	+11
	Abuse and Neglect	AN	48	▼	-14.3%	-8
	Terminate Parental Rights	TP	43	▲	+22.9%	+8
	Truancy	TR	39	▼	-9.3%	-4
	Initial Foster Care	IF	36	▼	-16.3%	-7
	Child at Risk	RI	27	▼	-20.6%	-7
	Traffic	T	27	▼	-42.6%	-20
	Non-Family Abuse Protective Order	AP	26	▲	+188.9%	+17
	Entrustment	ET	19	▲	+72.7%	+8
	Felony	DF	16	▼	-33.3%	-8
	Relief of Custody	CR	14	▲	+180.0%	+9
	Status	ST	11	▼	-78.8%	-41
	Other	OT	9	▲	+800.0%	+8
	Show Cause	SC	5	▲	-28.6%	-2
	Voluntary Continuing Services and Support Agree	VA	5	▼	-28.6%	-2
	Child In Need of Services	CS	4	▲	+300.0%	+3
	Capias	CA	3	▲	+200.0%	+2
	Family Abuse - Protective Order	FP	1	▲	-	+1
	Motion - Protective Order	MP	1	▲	-	+1
	Paternity	PT	1	▲	-	+1
	Remand Visitation	RV	1	▲	-	+1
	Civil Violation	CI	0	▼	-100.0%	-1
	Emancipation	EP	0	▼	-100.0%	-2
		Total		1,617	▼	-6.3%
	GRAND TOTAL		3,145	▼	-3.5%	-115

Dispositions by Major Case Category**

Category	Summary	Change	% Change	Absolute Change
Adult Criminal	702	▼	-12.3%	-98
Child Dependency	305	▲	+1.7%	+5
Child in Need of Services/Supervision	44	▲		0

* Compared to same time period as previous year
 ** Case Type Categories are defined in the 2017 Virginia Judicial Workload Assessment
 The data reported reflect the case management system. The case types reported may not necessitate judicial involvement.

CPSS - JCMS CASELOAD STATISTICS OF THE JUVENILE & DOMESTIC RELATIONS DISTRICT COURTS
 January 2024 thru October 2024 Dispositions (Compared to January 2023 thru October 2023)

Custody and Visitation	1,055	▲	-1.8%	-19
Delinquency	137	▲	-30.1%	-59
Juvenile Miscellaneous	11	▼	-79.6%	-43
New to Workload Study	0	▼	-100.0%	-1
Other	377	▲	+5.3%	+19
Protective Orders	228	▲	+58.3%	+84
Support	259	▲	+7.0%	+17
Traffic	27	▼	-42.6%	-20
GRAND TOTAL	3,145	▼	-3.5%	-115

* Compared to same time period as previous year
 ** Case Type Categories are defined in the 2017 Virginia Judicial Workload Assessment
 The data reported reflect the case management system. The case types reported may not necessitate judicial involvement.

2024 Overall GRAND TOTAL		Distribution of Caseload			Change*		Percentage (%) of Caseload		
16,771	+1,819 12.2%	Adult	8,788	52%	10.8% ▲	+859	Adult	53.0%	52.4%
2024		Juvenile	7,983	48%	13.7% ▲	+960	Juvenile	47.0%	47.6%
2023		GRAND TOTAL	16,771	100%	12.2% ▲	+1,819	GRAND TOTAL	100%	100%

Dispositions by Division & Code

Division	Case Type Description	Code	Summary	Change	% Change	Absolute Change
Adult	Misdemeanor	CM	2,410	▲	+21.2%	+422
	Other	OT	1,534	▼	-6.1%	-99
	Civil Support	VS	1,393	▲	+16.5%	+197
	Show Cause	SC	1,122	▲	+3.6%	+39
	Felony	CF	810	▲	+27.4%	+174
	Capias	CA	730	▲	+11.1%	+73
	Family Abuse - Protective Order	FP	597	▲	+7.6%	+42
	Remand Support	RS	56	↔		-
	Non-Family Abuse Protective Order	AP	42	▲	+50.0%	+14
	Motion - Protective Order	MP	40	▼	-24.5%	-13
	Violation of Protective Order	PV	30	↔		-
	Protective Order	PC	17	▲	+142.9%	+10
	Restricted License for Non-Support	SL	5	▲	+66.7%	+2
	Bond Forfeiture	BF	1	▼	-50.0%	-1
	Criminal Support	CS	1	↔		-
Violation Family Abuse Protective Order	PS	0	▼	-100.0%	-1	
	Total		8,788	▲	10.8%	+859
Juvenile	Custody Visitation	CV	4,070	▲	+3.4%	+135
	Misdemeanor	DM	1,485	▲	+47.8%	+480
	Traffic	T	865	▲	+22.5%	+159
	Felony	DF	485	▲	+31.8%	+117
	Truancy	TR	134	▲	+59.5%	+50
	Status	ST	115	▲	+69.1%	+47
	Motion - Protective Order	MP	114	▼	-26.0%	-40
	Abuse and Neglect	AN	109	▲	+12.4%	+12
	Remand Custody	RC	92	▼	-4.2%	-4
	Remand Visitation	RV	87	▼	-8.4%	-8
	Non-Family Abuse Protective Order	AP	81	▲	+211.5%	+55
	Permanency Planning	PH	74	▲	+7.2%	+5
	Paternity	PT	67	▼	-23.9%	-21
	Child In Need of Services	CS	55	▲	+31.0%	+13
	Foster Care Review	FC	50	▼	-7.4%	-4
	Initial Foster Care	IF	28	▼	-20.0%	-7
	Terminate Parental Rights	TP	27	▼	-40.0%	-18
	Voluntary Continuing Services and Support Agreem	VA	11	▼	-15.4%	-2
	Other	OT	6	▲	-45.5%	-5
	Family Abuse - Protective Order	FP	5	▲	+150.0%	+3
	Show Cause	SC	4	▲	-	+4
	Violation Family Abuse Protective Order	PS	4	▲	-	+4
	Mental Commitment	MC	3	▼	-62.5%	-5
	Temporary Detention Order	TD	3	▼	-62.5%	-5
	Capias	CA	2	▲	+100.0%	+1
	Emancipation	EP	2	▲	+100.0%	+1
	Relief of Custody	CR	2	↔		-
	Child at Risk	RI	1	▼	-80.0%	-4
	Civil Violation	CI	1	↔		-
	Juvenile Support	JS	1	▲	-	+1
	Entrustment	ET	0	▼	-100.0%	-2
	Qualified Residential Treatment	QR	0	▼	-100.0%	-2
	Total		7,983	▲	13.7%	+960

* Compared to same time period as previous year ** Case Type Categories are defined in the 2017 Virginia Judicial Workload Assessment
 The data reported reflect the case management system. The case types reported may not necessitate judicial involvement.

	Summary	Change	% Change	Absolute Change
GRAND TOTAL	16,771	▲	12.2%	+1,819

Dispositions by Major Case Category**

Category	Summary	Change	% Change	Absolute Change
Adult Criminal	4,735	▲	+16.6%	+674
Child Dependency	302	▼	-6.8%	-22
Child in Need of Services/Supervision	193	▲	+53.2%	+67
Custody and Visitation	4,137	▼	+2.8%	+114
Delinquency	1,976	▲	+43.8%	+602
Juvenile Miscellaneous	118	▲	+71.0%	+49
New to Workload Study	1	↔		0
Other	1,780	▼	-6.7%	-127
Protective Orders	879	▲	+7.5%	+61
Support	1,785	▲	+15.7%	+242
Traffic	865	▲	+22.5%	+159
GRAND TOTAL	16,771	▲	12.2%	+1,819

* Compared to same time period as previous year

** Case Type Categories are defined in the 2017 Virginia Judicial Workload Assessment

The data reported reflect the case management system. The case types reported may not necessitate judicial involvement.

2024 Overall GRAND TOTAL		Distribution of Caseload			Change*		Percentage (%) of Caseload		
1,317 +60 4.8% 		Adult	636	48%	-4.8% ▼	-32	Adult	53.1%	48.3%
		Juvenile	681	52%	15.6% ▲	+92	Juvenile	46.9%	51.7%
		GRAND TOTAL	1,317	100%	4.8% ▲	+60	GRAND TOTAL	100%	100%

Dispositions by Division & Code

Division	Case Type Description	Code	Summary	Change	% Change	Absolute Change	
Adult	Misdemeanor	CM	172	▲	+3.6%	+6	
	Other	OT	119	▼	-8.5%	-11	
	Show Cause	SC	96	▼	-25.0%	-32	
	Civil Support	VS	91	▼	-17.3%	-19	
	Felony	CF	71	▲	+136.7%	+41	
	Family Abuse - Protective Order	FP	48	▲	+11.6%	+5	
	Capias	CA	32	▼	-31.9%	-15	
	Non-Family Abuse Protective Order	AP	4	▼	-66.7%	-8	
	Remand Support	RS	3	▲	-	+3	
	Motion - Protective Order	MP	0	▼	-100.0%	-2	
		Total		636	▼	-4.8%	-32
Juvenile	Custody Visitation	CV	411	▲	+20.9%	+71	
	Misdemeanor	DM	72	▲	+18.0%	+11	
	Traffic	T	61	▲	+96.8%	+30	
	Felony	DF	18	▲	+50.0%	+6	
	Abuse and Neglect	AN	14	▼	-22.2%	-4	
	Permanency Planning	PH	12	▲	+140.0%	+7	
	Other	OT	11	▲	+266.7%	+8	
	Foster Care Review	FC	10	▲	+100.0%	+5	
	Terminate Parental Rights	TP	10	▲	+233.3%	+7	
	Truancy	TR	10	▲	+233.3%	+7	
	Paternity	PT	8	▲	+60.0%	+3	
	Remand Visitation	RV	8	▲	+100.0%	+4	
	Remand Custody	RC	7	▲	+75.0%	+3	
	Status	ST	7	▼	-87.9%	-51	
	Temporary Detention Order	TD	6	↔	-	-	
	Initial Foster Care	IF	4	▼	-42.9%	-3	
	Emergency Custody Order	EC	2	▲	-	+2	
	Family Abuse - Protective Order	FP	2	▲	-	+2	
	Non-Family Abuse Protective Order	AP	2	▼	-60.0%	-3	
	Relief of Custody	CR	2	▼	-33.3%	-1	
	Special Immigrant Juvenile Status	SI	2	▼	-77.8%	-7	
	Show Cause	SC	1	▲	-75.0%	-3	
	Voluntary Continuing Services and Support Agreen	VA	1	↔	-	-	
	Child In Need of Services	CS	0	▼	-100.0%	-1	
	Emancipation	EP	0	▼	-100.0%	-1	
		Total		681	▲	15.6%	+92
	GRAND TOTAL			1,317	▲	4.8%	+60

Dispositions by Major Case Category**

Category	Summary	Change	% Change	Absolute Change
Adult Criminal	336	▲	+2.4%	+8
Child Dependency	53	▲	+26.2%	+11
Child in Need of Services/Supervision	11	▲	+175.0%	+7
Custody and Visitation	419	▲	+21.4%	+74
Delinquency	90	▼	+16.9%	+13
Juvenile Miscellaneous	7	▼	-88.1%	-52

* Compared to same time period as previous year
 ** Case Type Categories are defined in the 2017 Virginia Judicial Workload Assessment
 The data reported reflect the case management system. The case types reported may not necessitate judicial involvement.

CPSS - JCMS CASELOAD STATISTICS OF THE JUVENILE & DOMESTIC RELATIONS DISTRICT COURTS
 January 2024 thru October 2024 Dispositions (Compared to January 2023 thru October 2023)

New to Workload Study	2	▼	-77.8%	-7
Other	156	▲	+6.1%	+9
Protective Orders	56	▲	-9.7%	-6
Support	126	▼	-17.6%	-27
Traffic	61	▲	+96.8%	+30
GRAND TOTAL	1,317	▲	4.8%	+60

* Compared to same time period as previous year

** Case Type Categories are defined in the 2017 Virginia Judicial Workload Assessment

The data reported reflect the case management system. The case types reported may not necessitate judicial involvement.

2024 Overall GRAND TOTAL		Distribution of Caseload		Change*		Percentage (%) of Caseload		
658	+144 28.0%	Adult	305 46%	32.0% ▲	+74	Adult	2023 44.9%	2024 46.4%
2024	↑	Juvenile	353 54%	24.7% ▲	+70	Juvenile	55.1%	53.6%
2023		GRAND TOTAL	658 100%	28.0% ▲	+144	GRAND TOTAL	100%	100%

Dispositions by Division & Code

Division	Case Type Description	Code	Summary	Change	% Change	Absolute Change
Adult	Misdemeanor	CM	94	▲	+54.1%	+33
	Other	OT	72	▲	+35.8%	+19
	Show Cause	SC	42	▲	+40.0%	+12
	Civil Support	VS	38	▼	-9.5%	-4
	Felony	CF	23	▲	+43.8%	+7
	Family Abuse - Protective Order	FP	20	▲	+66.7%	+8
	Capias	CA	11	▲	+10.0%	+1
	Motion - Protective Order	MP	2	↔		-
	Non-Family Abuse Protective Order	AP	2	↔		-
	Remand Support	RS	1	▼	-66.7%	-2
	Total		305	▲	32.0%	+74
Juvenile	Custody Visitation	CV	160	▲	+53.8%	+56
	Misdemeanor	DM	90	▲	+57.9%	+33
	Traffic	T	42	↔		-
	Abuse and Neglect	AN	16	▲	-	+16
	Felony	DF	15	▲	+7.1%	+1
	Remand Custody	RC	5	▼	-16.7%	-1
	Remand Visitation	RV	5	▼	-16.7%	-1
	Truancy	TR	5	▼	-70.6%	-12
	Child In Need of Services	CS	3	▲	+200.0%	+2
	Status	ST	3	▼	-75.0%	-9
	Foster Care Review	FC	2	▼	-77.8%	-7
	Initial Foster Care	IF	2	↔		-
	Paternity	PT	2	▼	-60.0%	-3
	Mental Commitment	MC	1	▲	-	+1
	Special Immigrant Juvenile Status	SI	1	▲	-	+1
	Temporary Detention Order	TD	1	▼	-50.0%	-1
	Family Abuse - Protective Order	FP	0	▼	-100.0%	-2
	Other	OT	0	▼	-100.0%	-3
	Terminate Parental Rights	TP	0	▼	-100.0%	-1
		Total		353	▲	24.7%
GRAND TOTAL			658	▲	28.0%	+144

Dispositions by Major Case Category**

Category	Summary	Change	% Change	Absolute Change
Adult Criminal	155	▲	+42.2%	+46
Child Dependency	20	▲	+66.7%	+8
Child in Need of Services/Supervision	8	▲	-55.6%	-10
Custody and Visitation	162	▼	+48.6%	+53
Delinquency	105	▲	+47.9%	+34
Juvenile Miscellaneous	3	▼	-75.0%	-9
New to Workload Study	1	▲	-	+1
Other	85	▲	+16.4%	+12
Protective Orders	24	▼	+33.3%	+6
Support	53	▲	+6.0%	+3
Traffic	42	↔		0

* Compared to same time period as previous year
 ** Case Type Categories are defined in the 2017 Virginia Judicial Workload Assessment
 The data reported reflect the case management system. The case types reported may not necessitate judicial involvement.

GRAND TOTAL

658



28.0%

+144

* Compared to same time period as previous year ** Case Type Categories are defined in the 2017 Virginia Judicial Workload Assessment
The data reported reflect the case management system. The case types reported may not necessitate judicial involvement.