

2024 Overall GRAND TOTAL		Distribution of Caseload			Change*		Percentage (%) of Caseload		
331,872	-273 -0.1%	Adult	173,239	52%	0.7% ▲	+1,183	Adult	51.8%	52.2%
		Juvenile	158,633	48%	-0.9% ▼	-1,456	Juvenile	48.2%	47.8%
		GRAND TOTAL	331,872	100%	-0.1% ▼	-273	GRAND TOTAL	100%	100%

Dispositions by Division & Code

Division	Case Type Description	Code	Summary	Change	% Change	Absolute Change
Adult	Misdemeanor	CM	39,386	▲	+2.5%	+979
	Civil Support	VS	30,706	▲	+0.6%	+182
	Show Cause	SC	29,708	▲	+3.2%	+932
	Other	OT	29,394	▼	-4.1%	-1,254
	Family Abuse - Protective Order	FP	12,783	▼	-0.9%	-120
	Felony	CF	12,556	▲	+5.7%	+681
	Capias	CA	12,156	▲	+1.2%	+140
	Remand Support	RS	2,540	▼	-9.8%	-275
	Motion - Protective Order	MP	1,684	▼	-3.4%	-59
	Non-Family Abuse Protective Order	AP	1,085	▼	-2.2%	-24
	Violation of Protective Order	PV	819	▼	-0.6%	-5
	Protective Order	PC	144	▼	-0.7%	-1
	Restricted License for Non-Support	SL	128	▲	+1.6%	+2
	Bond Forfeiture	BF	65	▼	-16.7%	-13
	Violation Family Abuse Protective Order	PS	52	▲	+40.5%	+15
	Criminal Support	CS	16	▼	-30.4%	-7
	Emergency Custody Order	EC	7	▲	+600.0%	+6
	Return of Desposit (Bondsman)	RD	6	▲	-	+6
	Emergency Substantial Risk Order	SR	2	▼	-50.0%	-2
	Mental Commitment	MC	1	↔	-	-
Temporary Detention Order	TD	1	↔	-	-	
	Total		173,239	▲	0.7%	+1,183
Juvenile	Custody Visitation	CV	87,782	▼	-4.6%	-4,230
	Misdemeanor	DM	16,867	▲	+17.8%	+2,543
	Traffic	T	8,106	▼	-0.8%	-63
	Felony	DF	6,015	▲	+9.8%	+539
	Status	ST	4,092	▼	-7.7%	-342
	Abuse and Neglect	AN	3,847	▼	-7.1%	-292
	Remand Custody	RC	3,584	▼	-11.4%	-461
	Remand Visitation	RV	3,282	▼	-9.0%	-324
	Permanency Planning	PH	3,164	▲	+3.9%	+118
	Foster Care Review	FC	2,824	▲	+1.4%	+38
	Paternity	PT	2,754	▼	-4.0%	-116
	Truancy	TR	2,042	▲	+20.8%	+351
	Initial Foster Care	IF	1,674	▲	+9.4%	+144
	Motion - Protective Order	MP	1,481	▲	+4.3%	+61
	Terminate Parental Rights	TP	1,377	▲	+1.7%	+23
	Show Cause	SC	1,258	▲	+14.5%	+159
	Non-Family Abuse Protective Order	AP	1,219	▲	+7.0%	+80
	Temporary Detention Order	TD	1,069	▼	-17.8%	-232
	Special Immigrant Juvenile Status	SI	1,067	▲	+55.5%	+381
	Child In Need of Services	CS	1,013	▲	+10.8%	+99
	Civil Violation	CI	699	▲	+20.3%	+118
	Mental Commitment	MC	656	▼	-11.4%	-84
	Other	OT	483	▲	+16.1%	+67
	Voluntary Continuing Services and Support Agree	VA	475	▲	+11.5%	+49
	Emergency Custody Order	EC	457	▼	-20.2%	-116
	Capias	CA	335	▲	+13.9%	+41
	Relief of Custody	CR	302	▲	+14.4%	+38
	Entrustment	ET	264	▲	+25.1%	+53
	Child at Risk	RI	216	▲	+13.1%	+25
	Family Abuse - Protective Order	FP	148	▲	+33.3%	+37
	Emancipation	EP	37	▼	-26.0%	-13

* Compared to same time period as previous year
 10/15/2024 1:36:19PM

** Case Type Categories are defined in the 2017 Virginia Judicial Workload Assessment
 Source: SCV-SQL-Information




			Summary	Change	% Change	Absolute Change
Juvenile	Juvenile Support	JS	15	▲	+66.7%	+6
	Violation Family Abuse Protective Order	PS	10	▲	+233.3%	+7
	Restoration of Parental Rights	RR	7	▲	+40.0%	+2
	Protective Order	PC	5	▼	-37.5%	-3
	Qualified Residential Treatment	QR	4	▼	-97.5%	-153
	Restricted Operators License	RL	2	▼	-50.0%	-2
	Violation of Protective Order	PV	1	▼	-80.0%	-4
	Total			158,633	▼	-0.9%
GRAND TOTAL			331,872	▼	-0.1%	-273

Dispositions by Major Case Category**

Category	Summary	Change	% Change	Absolute Change	
Adult Criminal	82,028	▲	+2.2%	+1,796	
Child Dependency	14,147	▼	+0.3%	+43	
Child in Need of Services/Supervision	3,190	▲	+18.0%	+486	
Custody and Visitation	90,553	▲	-4.6%	-4,341	
Delinquency	24,339	▲	+15.4%	+3,241	
Juvenile Miscellaneous	4,138	▲	-7.8%	-348	
New to Workload Study	1,768	▲	+39.1%	+497	
Other	41,478	▲	-6.1%	-2,672	
Protective Orders	18,400	▲	-0.1%	-25	
Support	43,723	▲	+2.6%	+1,115	
Traffic	8,108	▼	-0.8%	-65	
GRAND TOTAL		331,872	▼	-0.1%	-273

* Compared to same time period as previous year
 10/15/2024 1:36:19PM

** Case Type Categories are defined in the 2017 Virginia Judicial Workload Assessment
 Source: SCV-SQL-Information

2024 Overall GRAND TOTAL		Distribution of Caseload			Change*		Percentage (%) of Caseload		
11,555	-225 -1.9%	Adult	6,613	57%	4.2% ▲	+269	Adult	53.9%	57.2%
2024 		Juvenile	4,942	43%	-9.1% ▼	-494	Juvenile	46.1%	42.8%
2023 		GRAND TOTAL	11,555	100%	-1.9% ▼	-225	GRAND TOTAL	100%	100%

Dispositions by Division & Code

Division	Case Type Description	Code	Summary	Change	% Change	Absolute Change	
Adult	Misdemeanor	CM	1,526	▲	+8.5%	+119	
	Show Cause	SC	1,191	▼	-7.0%	-89	
	Civil Support	VS	1,090	▼	-3.8%	-43	
	Other	OT	949	▲	+14.2%	+118	
	Felony	CF	431	▲	+17.4%	+64	
	Remand Support	RS	412	▲	+22.3%	+75	
	Capias	CA	400	▼	-2.9%	-12	
	Family Abuse - Protective Order	FP	386	▼	-5.4%	-22	
	Non-Family Abuse Protective Order	AP	139	▲	+56.2%	+50	
	Motion - Protective Order	MP	55	▼	-5.2%	-3	
	Violation Family Abuse Protective Order	PS	16	▲	-	+16	
	Violation of Protective Order	PV	14	▼	-30.0%	-6	
	Restricted License for Non-Support	SL	4	▲	+300.0%	+3	
	Protective Order	PC	0	▼	-100.0%	-1	
	Total		6,613	▲	4.2%	+269	
Juvenile	Custody Visitation	CV	3,328	▼	-14.9%	-583	
	Remand Custody	RC	316	▲	+2.9%	+9	
	Misdemeanor	DM	304	▲	+24.6%	+60	
	Felony	DF	211	▲	+10.5%	+20	
	Remand Visitation	RV	191	▲	+2.1%	+4	
	Truancy	TR	103	▲	+43.1%	+31	
	Traffic	T	98	▲	+27.3%	+21	
	Non-Family Abuse Protective Order	AP	79	▲	+9.7%	+7	
	Paternity	PT	58	▼	-36.3%	-33	
	Other	OT	37	▲	+42.3%	+11	
	Show Cause	SC	33	▲	+32.0%	+8	
	Permanency Planning	PH	30	▼	-18.9%	-7	
	Abuse and Neglect	AN	22	▼	-24.1%	-7	
	Foster Care Review	FC	20	▼	-9.1%	-2	
	Status	ST	17	▼	+54.5%	+6	
	Motion - Protective Order	MP	14	▼	-12.5%	-2	
	Child In Need of Services	CS	12	▲	+33.3%	+3	
	Relief of Custody	CR	12	▲	+200.0%	+8	
	Terminate Parental Rights	TP	10	▼	-41.2%	-7	
	Mental Commitment	MC	9	▼	-25.0%	-3	
	Temporary Detention Order	TD	8	▼	-55.6%	-10	
	Initial Foster Care	IF	7	▼	-50.0%	-7	
	Emergency Custody Order	EC	6	▼	-76.0%	-19	
	Special Immigrant Juvenile Status	SI	6	▲	+20.0%	+1	
	Civil Violation	CI	5	▼	-16.7%	-1	
	Voluntary Continuing Services and Support Agreement	VA	4	↔	-	-	
	Juvenile Support	JS	1	▲	-	+1	
	Violation Family Abuse Protective Order	PS	1	▲	-	+1	
	Capias	CA	0	▼	-100.0%	-1	
	Family Abuse - Protective Order	FP	0	▼	-100.0%	-3	
		Total		4,942	▼	-9.1%	-494
		GRAND TOTAL		11,555	▼	-1.9%	-225

Dispositions by Major Case Category**

Category	Summary	Change	% Change	Absolute Change
Adult Criminal	3,186	▲	+3.3%	+102
Child Dependency	105	▲	-17.3%	-22
Child in Need of Services/Supervision	117	▲	+39.3%	+33
Custody and Visitation	3,386	▼	-15.4%	-617
Delinquency	547	▲	+19.7%	+90
Juvenile Miscellaneous	17	▼	+54.5%	+6
New to Workload Study	11	▲		0
Other	1,928	▲	+10.6%	+185
Protective Orders	673	▼	+4.2%	+27
Support	1,487	▲	-3.3%	-50
Traffic	98	▲	+27.3%	+21
GRAND TOTAL	11,555	▼	-1.9%	-225

* Compared to same time period as previous year
 10/15/2024 1:36:19PM

** Case Type Categories are defined in the 2017 Virginia Judicial Workload Assessment
 Source: SCV-SQL-Information

2024 Overall GRAND TOTAL		Distribution of Caseload			Change*		Percentage (%) of Caseload		
20,513	-669 -3.2%	Adult	10,528	51%	-3.2% ▼	-343	Adult	51.3%	51.3%
2024		Juvenile	9,985	49%	-3.2% ▼	-326	Juvenile	48.7%	48.7%
2023		GRAND TOTAL	20,513	100%	-3.2% ▼	-669	GRAND TOTAL	100%	100%

Dispositions by Division & Code

Division	Case Type Description	Code	Summary	Change	% Change	Absolute Change
Adult	Misdemeanor	CM	2,192	▲	+2.3%	+49
	Civil Support	VS	2,029	▼	-8.8%	-197
	Show Cause	SC	1,921	▲	+13.1%	+222
	Other	OT	1,672	▼	-13.2%	-255
	Family Abuse - Protective Order	FP	699	▼	-1.8%	-13
	Remand Support	RS	690	▼	-10.3%	-79
	Capias	CA	638	▲	-18.6%	-146
	Felony	CF	502	▲	+11.3%	+51
	Motion - Protective Order	MP	99	▲	+20.7%	+17
	Non-Family Abuse Protective Order	AP	39	▼	-22.0%	-11
	Violation of Protective Order	PV	29	▲	+107.1%	+15
	Bond Forfeiture	BF	10	▲	+25.0%	+2
	Restricted License for Non-Support	SL	4	▲	+100.0%	+2
	Return of Desposit (Bondsman)	RD	3	▲	-	+3
	Mental Commitment	MC	1	↔	-	-
	Criminal Support	CS	0	▼	-100.0%	-1
Protective Order	PC	0	▼	-100.0%	-1	
Violation Family Abuse Protective Order	PS	0	▼	-100.0%	-1	
	Total		10,528	▼	-3.2%	-343
Juvenile	Custody Visitation	CV	5,193	▼	-4.9%	-270
	Remand Visitation	RV	1,012	▼	-5.2%	-56
	Remand Custody	RC	1,001	▼	-4.0%	-42
	Misdemeanor	DM	756	▲	+7.4%	+52
	Traffic	T	403	▲	+0.5%	+2
	Felony	DF	266	▼	-22.7%	-78
	Motion - Protective Order	MP	260	▼	-0.8%	-2
	Abuse and Neglect	AN	235	▲	+9.3%	+20
	Paternity	PT	141	▲	+74.1%	+60
	Permanency Planning	PH	113	▲	+9.7%	+10
	Foster Care Review	FC	101	▲	+13.5%	+12
	Status	ST	83	▲	-2.4%	-2
	Show Cause	SC	74	▲	+25.4%	+15
	Non-Family Abuse Protective Order	AP	71	↔	-	-
	Initial Foster Care	IF	55	▼	-6.8%	-4
	Terminate Parental Rights	TP	49	▼	-21.0%	-13
	Truancy	TR	42	▲	+100.0%	+21
	Civil Violation	CI	30	▼	-11.8%	-4
	Other	OT	21	▼	-27.6%	-8
	Child In Need of Services	CS	18	▼	-5.3%	-1
	Relief of Custody	CR	11	↔	-	-
	Capias	CA	9	▼	-67.9%	-19
	Special Immigrant Juvenile Status	SI	9	▲	+350.0%	+7
	Voluntary Continuing Services and Support Agreen	VA	8	▼	-52.9%	-9
	Family Abuse - Protective Order	FP	7	▼	-12.5%	-1
	Entrustment	ET	6	▼	-33.3%	-3
	Emancipation	EP	5	▲	+25.0%	+1
	Mental Commitment	MC	3	▼	-72.7%	-8
	Temporary Detention Order	TD	2	▼	-60.0%	-3
	Violation Family Abuse Protective Order	PS	1	▼	-50.0%	-1
	Qualified Residential Treatment	QR	0	▼	-100.0%	-1
	Violation of Protective Order	PV	0	▼	-100.0%	-1
		Total		9,985	▼	-3.2%

* Compared to same time period as previous year
 10/15/2024 1:36:19PM

** Case Type Categories are defined in the 2017 Virginia Judicial Workload Assessment
 Source: SCV-SQL-Information




	Summary	Change	% Change	Absolute Change
GRAND TOTAL	20,513	▼	-3.2%	-669

Dispositions by Major Case Category**

Category	Summary	Change	% Change	Absolute Change
Adult Criminal	4,754	▼	+3.7%	+169
Child Dependency	578	▼	+2.1%	+12
Child in Need of Services/Supervision	79	▲	+64.6%	+31
Custody and Visitation	5,334	▲	-3.8%	-210
Delinquency	1,087	▼	-3.8%	-43
Juvenile Miscellaneous	88	▲	-1.1%	-1
New to Workload Study	39	▲	+8.3%	+3
Other	4,405	▲	-9.2%	-448
Protective Orders	1,175	▼	-0.8%	-10
Support	2,571	▲	-6.3%	-174
Traffic	403	▲	+0.5%	+2
GRAND TOTAL	20,513	▼	-3.2%	-669

* Compared to same time period as previous year
 10/15/2024 1:36:19PM

** Case Type Categories are defined in the 2017 Virginia Judicial Workload Assessment
 Source: SCV-SQL-Information

2024 Overall GRAND TOTAL		Distribution of Caseload			Change*		Percentage (%) of Caseload		
7,243	-79 -1.1%	Adult	4,502	62%	-4.3% ▼	-201	Adult	64.2%	62.2%
2024 		Juvenile	2,741	38%	4.7% ▲	+122	Juvenile	35.8%	37.8%
2023 		GRAND TOTAL	7,243	100%	-1.1% ▼	-79	GRAND TOTAL	100%	100%

Dispositions by Division & Code

Division	Case Type Description	Code	Summary	Change	% Change	Absolute Change	
Adult	Show Cause	SC	973	▲	+5.8%	+53	
	Misdemeanor	CM	967	▼	-8.6%	-91	
	Other	OT	787	▲	-2.5%	-20	
	Civil Support	VS	754	▼	-6.2%	-50	
	Capias	CA	397	▲	+22.5%	+73	
	Family Abuse - Protective Order	FP	274	▲	+14.6%	+35	
	Felony	CF	190	▼	-49.1%	-183	
	Non-Family Abuse Protective Order	AP	61	▼	-17.6%	-13	
	Remand Support	RS	52	▼	-5.5%	-3	
	Motion - Protective Order	MP	35	▼	-14.6%	-6	
	Restricted License for Non-Support	SL	7	▲	+133.3%	+4	
	Violation of Protective Order	PV	4	▲	+33.3%	+1	
	Bond Forfeiture	BF	1	▲	-	+1	
	Protective Order	PC	0	▼	-100.0%	-2	
	Total		4,502	▼	-4.3%	-201	
Juvenile	Custody Visitation	CV	1,966	▲	+0.9%	+18	
	Misdemeanor	DM	223	▲	+26.7%	+47	
	Felony	DF	100	▼	-7.4%	-8	
	Paternity	PT	95	▲	+28.4%	+21	
	Remand Custody	RC	71	▼	-4.1%	-3	
	Remand Visitation	RV	71	▼	-4.1%	-3	
	Non-Family Abuse Protective Order	AP	36	▲	+16.1%	+5	
	Status	ST	35	▲	+29.6%	+8	
	Traffic	T	31	▲	+14.8%	+4	
	Permanency Planning	PH	16	▲	+14.3%	+2	
	Family Abuse - Protective Order	FP	15	▲	+400.0%	+12	
	Terminate Parental Rights	TP	14	▲	-	+14	
	Emergency Custody Order	EC	13	▲	+30.0%	+3	
	Show Cause	SC	11	▼	+57.1%	+4	
	Foster Care Review	FC	8	▼	-11.1%	-1	
	Initial Foster Care	IF	7	▲	+40.0%	+2	
	Abuse and Neglect	AN	6	▲	+200.0%	+4	
	Civil Violation	CI	6	▲	+100.0%	+3	
	Mental Commitment	MC	4	↔	-	-	
	Temporary Detention Order	TD	4	▼	-33.3%	-2	
	Child In Need of Services	CS	2	▼	-50.0%	-2	
	Motion - Protective Order	MP	2	↔	-	-	
	Other	OT	2	▼	-60.0%	-3	
	Voluntary Continuing Services and Support Agreem	VA	2	▼	-50.0%	-2	
	Relief of Custody	CR	1	↔	-	-	
	Juvenile Support	JS	0	▼	-100.0%	-1	
		Total		2,741	▲	4.7%	+122
		GRAND TOTAL		7,243	▼	-1.1%	-79

Dispositions by Major Case Category**

Category	Summary	Change	% Change	Absolute Change
Adult Criminal	2,190	▲	-6.3%	-147
Child Dependency	54	▲	+54.3%	+19
Child in Need of Services/Supervision	2	▼	-60.0%	-3

* Compared to same time period as previous year
 10/15/2024 1:36:19PM

** Case Type Categories are defined in the 2017 Virginia Judicial Workload Assessment
 Source: SCV-SQL-Information

Custody and Visitation	2,061	▲	+1.9%	+39
Delinquency	334	▲	+15.2%	+44
Juvenile Miscellaneous	35	▲	+29.6%	+8
New to Workload Study	6	▲	+100.0%	+3
Other	1,004	▲	-3.0%	-31
Protective Orders	423	▲	+8.5%	+33
Support	1,103	▲	-4.2%	-48
Traffic	31	▲	+14.8%	+4
GRAND TOTAL	7,243	▼	-1.1%	-79

2024 Overall GRAND TOTAL		Distribution of Caseload			Change*		Percentage (%) of Caseload		
13,380 	+855	Adult	8,116	61%	13.1% ▲	+937	Adult	57.3%	60.7%
	6.8%	Juvenile	5,264	39%	-1.5% ▼	-82	Juvenile	42.7%	39.3%
2024		GRAND TOTAL	13,380	100%	6.8% ▲	+855	GRAND TOTAL	100%	100%
2023									

Dispositions by Division & Code

Division	Case Type Description	Code	Summary	Change	% Change	Absolute Change	
Adult	Misdemeanor	CM	2,112	▲	+20.5%	+360	
	Other	OT	1,701	▲	+13.0%	+196	
	Civil Support	VS	1,380	▲	+7.7%	+99	
	Show Cause	SC	1,186	▲	+18.6%	+186	
	Capias	CA	669	▲	+27.7%	+145	
	Family Abuse - Protective Order	FP	534	▲	+14.3%	+67	
	Felony	CF	384	▼	-17.4%	-81	
	Remand Support	RS	51	▼	-17.7%	-11	
	Non-Family Abuse Protective Order	AP	36	▼	-21.7%	-10	
	Motion - Protective Order	MP	29	▼	-37.0%	-17	
	Protective Order	PC	18	▲	+100.0%	+9	
	Violation of Protective Order	PV	14	▼	-22.2%	-4	
	Criminal Support	CS	1	▲	-	+1	
	Violation Family Abuse Protective Order	PS	1	▲	-	+1	
Bond Forfeiture	BF	0	▼	-100.0%	-4		
	Total		8,116	▲	13.1%	+937	
Juvenile	Custody Visitation	CV	3,034	▲	+1.7%	+51	
	Misdemeanor	DM	398	▼	-2.5%	-10	
	Felony	DF	258	▼	-25.0%	-86	
	Abuse and Neglect	AN	231	▼	-31.9%	-108	
	Permanency Planning	PH	157	▲	+9.0%	+13	
	Mental Commitment	MC	132	▲	+21.1%	+23	
	Paternity	PT	109	▼	-0.9%	-1	
	Foster Care Review	FC	103	▲	+2.0%	+2	
	Non-Family Abuse Protective Order	AP	102	▲	+29.1%	+23	
	Status	ST	92	▼	-37.4%	-55	
	Other	OT	83	▲	+97.6%	+41	
	Remand Custody	RC	79	▼	-14.1%	-13	
	Remand Visitation	RV	79	▼	-12.2%	-11	
	Initial Foster Care	IF	75	▼	-10.7%	-9	
	Traffic	T	65	▼	-1.5%	-1	
	Terminate Parental Rights	TP	52	▲	+18.2%	+8	
	Show Cause	SC	44	▲	+25.7%	+9	
	Motion - Protective Order	MP	34	▲	+17.2%	+5	
	Emergency Custody Order	EC	32	▲	+60.0%	+12	
	Relief of Custody	CR	29	▲	+20.8%	+5	
	Child In Need of Services	CS	28	▲	+75.0%	+12	
	Temporary Detention Order	TD	19	▼	-13.6%	-3	
	Family Abuse - Protective Order	FP	10	▲	+100.0%	+5	
	Voluntary Continuing Services and Support Agree	VA	7	▼	-22.2%	-2	
	Special Immigrant Juvenile Status	SI	5	▲	-	+5	
	Truancy	TR	3	▲	-	+3	
	Capias	CA	2	▲	+100.0%	+1	
	Emancipation	EP	2	▼	-33.3%	-1	
		Total		5,264	▼	-1.5%	-82
	GRAND TOTAL			13,380	▲	6.8%	+855

* Compared to same time period as previous year
 10/15/2024 1:36:19PM

** Case Type Categories are defined in the 2017 Virginia Judicial Workload Assessment
 Source: SCV-SQL-Information

Dispositions by Major Case Category**

Category	Summary	Change	% Change	Absolute Change
Adult Criminal	3,835	▲	+15.9%	+527
Child Dependency	654	▼	-12.2%	-91
Child in Need of Services/Supervision	50	▲	+61.3%	+19
Custody and Visitation	3,143	▲	+1.6%	+50
Delinquency	683	▲	-11.6%	-90
Juvenile Miscellaneous	94	▼	-37.3%	-56
New to Workload Study	5	▲	-	+5
Other	2,176	▲	+12.0%	+234
Protective Orders	745	▲	+10.9%	+73
Support	1,930	▲	+10.6%	+185
Traffic	65	▼	-1.5%	-1
GRAND TOTAL	13,380	▲	6.8%	+855

* Compared to same time period as previous year
 10/15/2024 1:36:19PM

** Case Type Categories are defined in the 2017 Virginia Judicial Workload Assessment
 Source: SCV-SQL-Information

2024 Overall GRAND TOTAL	Distribution of Caseload	Change*	Percentage (%) of Caseload																							
720 +5 0.7% 	<table border="1"> <tr> <td>Adult</td> <td>405</td> <td>56%</td> <td>9.2% ▲</td> <td>+34</td> </tr> <tr> <td>Juvenile</td> <td>315</td> <td>44%</td> <td>-8.4% ▼</td> <td>-29</td> </tr> <tr> <td>GRAND TOTAL</td> <td>720</td> <td>100%</td> <td>0.7% ▲</td> <td>+5</td> </tr> </table>	Adult	405	56%	9.2% ▲	+34	Juvenile	315	44%	-8.4% ▼	-29	GRAND TOTAL	720	100%	0.7% ▲	+5	<table border="1"> <tr> <td>Adult</td> <td>51.9%</td> <td>56.3%</td> </tr> <tr> <td>Juvenile</td> <td>48.1%</td> <td>43.8%</td> </tr> <tr> <td>GRAND TOTAL</td> <td>100%</td> <td>100%</td> </tr> </table>	Adult	51.9%	56.3%	Juvenile	48.1%	43.8%	GRAND TOTAL	100%	100%
Adult	405	56%	9.2% ▲	+34																						
Juvenile	315	44%	-8.4% ▼	-29																						
GRAND TOTAL	720	100%	0.7% ▲	+5																						
Adult	51.9%	56.3%																								
Juvenile	48.1%	43.8%																								
GRAND TOTAL	100%	100%																								

Dispositions by Division & Code

Division	Case Type Description	Code	Summary	Change	% Change	Absolute Change	
Adult	Misdemeanor	CM	133	▲	+56.5%	+48	
	Other	OT	91	▼	+7.1%	+6	
	Show Cause	SC	51	▼	-13.6%	-8	
	Civil Support	VS	38	▼	-47.2%	-34	
	Felony	CF	38	▲	+90.0%	+18	
	Capias	CA	28	▲	+33.3%	+7	
	Family Abuse - Protective Order	FP	17	▼	-15.0%	-3	
	Remand Support	RS	4	▲	+100.0%	+2	
	Non-Family Abuse Protective Order	AP	2	▲	+100.0%	+1	
	Violation of Protective Order	PV	2	▲	-	+2	
	Motion - Protective Order	MP	1	▼	-75.0%	-3	
	Violation Family Abuse Protective Order	PS	0	▼	-100.0%	-2	
	Total		405	▲	9.2%	+34	
Juvenile	Custody Visitation	CV	166	▼	-18.2%	-37	
	Misdemeanor	DM	41	▲	+10.8%	+4	
	Felony	DF	22	▲	+37.5%	+6	
	Permanency Planning	PH	13	▲	+18.2%	+2	
	Abuse and Neglect	AN	11	▲	+10.0%	+1	
	Foster Care Review	FC	11	↔	-	-	
	Status	ST	8	▲	+100.0%	+4	
	Traffic	T	6	▼	-62.5%	-10	
	Remand Custody	RC	5	▼	-16.7%	-1	
	Remand Visitation	RV	5	↔	-	-	
	Truancy	TR	5	▲	+150.0%	+3	
	Non-Family Abuse Protective Order	AP	4	▲	+300.0%	+3	
	Civil Violation	CI	3	▲	-	+3	
	Paternity	PT	3	▼	-25.0%	-1	
	Emergency Custody Order	EC	2	↔	-	-	
	Temporary Detention Order	TD	2	▼	-60.0%	-3	
	Terminate Parental Rights	TP	2	▼	-33.3%	-1	
	Child In Need of Services	CS	1	▲	-	+1	
	Initial Foster Care	IF	1	▼	-50.0%	-1	
	Other	OT	1	▲	-	+1	
	Relief of Custody	CR	1	▲	-	+1	
	Show Cause	SC	1	▲	-66.7%	-2	
	Voluntary Continuing Services and Support Agree	VA	1	↔	-	-	
	Family Abuse - Protective Order	FP	0	▼	-100.0%	-1	
	Qualified Residential Treatment	QR	0	▼	-100.0%	-1	
		Total		315	▼	-8.4%	-29
		GRAND TOTAL		720	▲	0.7%	+5

Dispositions by Major Case Category**

Category	Summary	Change	% Change	Absolute Change
Adult Criminal	238	▲	+36.0%	+63
Child Dependency	40	▲	+2.6%	+1
Child in Need of Services/Supervision	7	▲	+250.0%	+5
Custody and Visitation	169	▼	-18.4%	-38
Delinquency	63	▼	+12.5%	+7

* Compared to same time period as previous year
 10/15/2024 1:36:19PM

** Case Type Categories are defined in the 2017 Virginia Judicial Workload Assessment
 Source: SCV-SQL-Information

Juvenile Miscellaneous	8	▲	+100.0%	+4
New to Workload Study	3	▲	-	+3
Other	110	▲	+4.8%	+5
Protective Orders	24	▲	-11.1%	-3
Support	52	▼	-38.1%	-32
Traffic	6	▼	-62.5%	-10
GRAND TOTAL	720	▲	0.7%	+5

2024 Overall GRAND TOTAL		Distribution of Caseload		Change*		Percentage (%) of Caseload			
1,454	+188 14.8%	Adult	847	58%	30.5% ▲	+198	Adult	51.3%	58.3%
2024		Juvenile	607	42%	-1.6% ▼	-10	Juvenile	48.7%	41.7%
2023		GRAND TOTAL	1,454	100%	14.8% ▲	+188	GRAND TOTAL	100%	100%

Dispositions by Division & Code

Division	Case Type Description	Code	Summary	Change	% Change	Absolute Change
Adult	Misdemeanor	CM	196	▲	+96.0%	+96
	Show Cause	SC	169	▲	+13.4%	+20
	Civil Support	VS	149	▼	-7.5%	-12
	Other	OT	108	▲	+24.1%	+21
	Family Abuse - Protective Order	FP	72	▲	+44.0%	+22
	Capias	CA	53	▲	+12.8%	+6
	Felony	CF	49	▲	+36.1%	+13
	Remand Support	RS	25	▲	+127.3%	+14
	Motion - Protective Order	MP	16	▲	+128.6%	+9
	Non-Family Abuse Protective Order	AP	8	▲	+700.0%	+7
	Violation Family Abuse Protective Order	PS	2	▲	-	+2
	Total		847	▲	30.5%	+198
Juvenile	Custody Visitation	CV	398	▼	-5.0%	-21
	Remand Custody	RC	34	▲	+47.8%	+11
	Traffic	T	34	▼	-5.6%	-2
	Remand Visitation	RV	33	▲	+43.5%	+10
	Misdemeanor	DM	32	▼	-23.8%	-10
	Paternity	PT	15	▲	+66.7%	+6
	Felony	DF	12	▼	-40.0%	-8
	Truancy	TR	10	▲	+400.0%	+8
	Foster Care Review	FC	6	▲	+100.0%	+3
	Permanency Planning	PH	6	▼	-40.0%	-4
	Temporary Detention Order	TD	5	▼	-37.5%	-3
	Terminate Parental Rights	TP	4	▲	+100.0%	+2
	Initial Foster Care	IF	3	▲	+50.0%	+1
	Voluntary Continuing Services and Support Agree	VA	3	▲	-	+3
	Abuse and Neglect	AN	2	▼	-50.0%	-2
	Capias	CA	2	↔	-	-
	Emergency Custody Order	EC	2	▲	-	+2
	Show Cause	SC	2	▲	+100.0%	+1
	Status	ST	2	▼	-60.0%	-3
	Non-Family Abuse Protective Order	AP	1	▼	-50.0%	-1
	Relief of Custody	CR	1	▼	-50.0%	-1
Child In Need of Services	CS	0	▼	-100.0%	-2	
	Total		607	▼	-1.6%	-10
	GRAND TOTAL		1,454	▲	14.8%	+188

Dispositions by Major Case Category**

Category	Summary	Change	% Change	Absolute Change
Adult Criminal	409	▲	+45.0%	+127
Child Dependency	25	▲	+8.7%	+2
Child in Need of Services/Supervision	10	▲	+150.0%	+6
Custody and Visitation	413	▲	-3.5%	-15
Delinquency	48	▲	-26.2%	-17
Juvenile Miscellaneous	2	▼	-60.0%	-3
Other	207	▲	+36.2%	+55
Protective Orders	97	▲	+61.7%	+37
Support	209	▲	-0.9%	-2

* Compared to same time period as previous year
 10/15/2024 1:36:19PM

** Case Type Categories are defined in the 2017 Virginia Judicial Workload Assessment
 Source: SCV-SQL-Information

Traffic	34	▼	-5.6%	-2
GRAND TOTAL	1,454	▲	14.8%	+188

2024 Overall GRAND TOTAL		Distribution of Caseload		Change*		Percentage (%) of Caseload		
637	-54 -7.8%	Adult	342 54%	-8.3% ▼	-31	Adult	54.0%	53.7%
2024		Juvenile	295 46%	-7.2% ▼	-23	Juvenile	46.0%	46.3%
2023		GRAND TOTAL	637 100%	-7.8% ▼	-54	GRAND TOTAL	100%	100%

Dispositions by Division & Code

Division	Case Type Description	Code	Summary	Change	% Change	Absolute Change
Adult	Other	OT	69	▼	-2.8%	-2
	Civil Support	VS	67	▲	+15.5%	+9
	Misdemeanor	CM	65	▲	+12.1%	+7
	Show Cause	SC	60	▼	-16.7%	-12
	Family Abuse - Protective Order	FP	27	▼	-12.9%	-4
	Capias	CA	15	▼	-44.4%	-12
	Remand Support	RS	15	▲	+36.4%	+4
	Felony	CF	12	▼	-67.6%	-25
	Motion - Protective Order	MP	6	▲	+500.0%	+5
	Violation of Protective Order	PV	4	▼	-20.0%	-1
	Non-Family Abuse Protective Order	AP	2	↔		-
	Total		342	▼	-8.3%	-31
Juvenile	Custody Visitation	CV	156	▼	-16.1%	-30
	Remand Custody	RC	29	▲	+123.1%	+16
	Remand Visitation	RV	29	▲	+123.1%	+16
	Misdemeanor	DM	25	▼	-16.7%	-5
	Traffic	T	22	▼	-40.5%	-15
	Temporary Detention Order	TD	7	▲	+16.7%	+1
	Emergency Custody Order	EC	4	▲	+33.3%	+1
	Other	OT	4	▲	+100.0%	+2
	Family Abuse - Protective Order	FP	3	▲	-	+3
	Foster Care Review	FC	3	▲	-	+3
	Non-Family Abuse Protective Order	AP	3	▲	+50.0%	+1
	Paternity	PT	3	▼	-25.0%	-1
	Felony	DF	2	▼	-71.4%	-5
	Abuse and Neglect	AN	1	▼	-88.9%	-8
	Initial Foster Care	IF	1	↔		-
	Permanency Planning	PH	1	▲	-	+1
	Show Cause	SC	1	▲	-	+1
	Status	ST	1	▲	-	+1
	Child In Need of Services	CS	0	▼	-100.0%	-1
	Civil Violation	CI	0	▼	-100.0%	-2
	Motion - Protective Order	MP	0	▼	-100.0%	-1
Relief of Custody	CR	0	▼	-100.0%	-1	
	Total		295	▼	-7.2%	-23
	GRAND TOTAL		637	▼	-7.8%	-54

Dispositions by Major Case Category**

Category	Summary	Change	% Change	Absolute Change
Adult Criminal	138	▼	-23.8%	-43
Child Dependency	6	▲	-45.5%	-5
Child in Need of Services/Supervision	0	▼	-100.0%	-1
Custody and Visitation	159	▼	-16.3%	-31
Delinquency	28	▲	-24.3%	-9
Juvenile Miscellaneous	1	▲	-	+1
New to Workload Study	0	▼	-100.0%	-2
Other	157	▲	+31.9%	+38
Protective Orders	41	▲	+10.8%	+4

* Compared to same time period as previous year
 10/15/2024 1:36:19PM

** Case Type Categories are defined in the 2017 Virginia Judicial Workload Assessment
 Source: SCV-SQL-Information

Support	85	▲	+11.8%	+9
Traffic	22	▼	-40.5%	-15
GRAND TOTAL	637	▼	-7.8%	-54

2024 Overall GRAND TOTAL		Distribution of Caseload			Change*		Percentage (%) of Caseload		
4,587	-1,215 -20.9%	Adult	2,577	56%	-18.6% ▼	-590	Adult	54.6%	56.2%
2024		Juvenile	2,010	44%	-23.7% ▼	-625	Juvenile	45.4%	43.8%
2023		GRAND TOTAL	4,587	100%	-20.9% ▼	-1,215	GRAND TOTAL	100%	100%

Dispositions by Division & Code

Division	Case Type Description	Code	Summary	Change	% Change	Absolute Change	
Adult	Show Cause	SC	570	▼	-7.5%	-46	
	Civil Support	VS	554	▼	-2.8%	-16	
	Misdemeanor	CM	465	▼	-16.4%	-91	
	Other	OT	390	▼	-41.4%	-275	
	Family Abuse - Protective Order	FP	202	▼	-1.0%	-2	
	Capias	CA	148	▼	-9.2%	-15	
	Felony	CF	140	▲	+3.7%	+5	
	Remand Support	RS	75	▼	-66.8%	-151	
	Motion - Protective Order	MP	20	▲	+53.8%	+7	
	Non-Family Abuse Protective Order	AP	6	▼	-66.7%	-12	
	Violation of Protective Order	PV	4	▲	-	+4	
	Restricted License for Non-Support	SL	3	▲	+200.0%	+2	
		Total		2,577	▼	-18.6%	-590
Juvenile	Custody Visitation	CV	1,119	▼	-4.0%	-47	
	Misdemeanor	DM	227	▼	-18.6%	-52	
	Remand Visitation	RV	114	▼	-58.2%	-159	
	Remand Custody	RC	111	▼	-60.2%	-168	
	Felony	DF	99	▼	-26.1%	-35	
	Traffic	T	46	▲	+7.0%	+3	
	Status	ST	40	▼	-33.3%	-20	
	Paternity	PT	36	▲	+16.1%	+5	
	Non-Family Abuse Protective Order	AP	33	▲	+32.0%	+8	
	Emergency Custody Order	EC	32	▼	-71.9%	-82	
	Temporary Detention Order	TD	25	▼	-79.3%	-96	
	Foster Care Review	FC	23	▲	+187.5%	+15	
	Permanency Planning	PH	19	▲	+5.6%	+1	
	Initial Foster Care	IF	18	▲	+350.0%	+14	
	Abuse and Neglect	AN	14	▲	+250.0%	+10	
	Relief of Custody	CR	10	▲	+233.3%	+7	
	Terminate Parental Rights	TP	10	▲	+66.7%	+4	
	Capias	CA	9	▲	+50.0%	+3	
	Other	OT	9	▼	-73.5%	-25	
	Show Cause	SC	6	▲	+200.0%	+4	
	Mental Commitment	MC	4	▼	-50.0%	-4	
	Child In Need of Services	CS	2	▲	-	+2	
	Family Abuse - Protective Order	FP	2	▼	-33.3%	-1	
	Civil Violation	CI	1	▲	-	+1	
	Voluntary Continuing Services and Support Agreem	VA	1	▼	-85.7%	-6	
	Child at Risk	RI	0	▼	-100.0%	-5	
	Motion - Protective Order	MP	0	▼	-100.0%	-2	
		Total		2,010	▼	-23.7%	-625
		GRAND TOTAL		4,587	▼	-20.9%	-1,215

Dispositions by Major Case Category**

Category	Summary	Change	% Change	Absolute Change
Adult Criminal	1,114	▲	-8.8%	-108
Child Dependency	95	▲	+72.7%	+40
Child in Need of Services/Supervision	4	▲	-	+4
Custody and Visitation	1,155	▲	-3.5%	-42

* Compared to same time period as previous year
 10/15/2024 1:36:19PM

** Case Type Categories are defined in the 2017 Virginia Judicial Workload Assessment
 Source: SCV-SQL-Information

CPSS - JCMS CASELOAD STATISTICS OF THE JUVENILE & DOMESTIC RELATIONS DISTRICT COURTS
 January 2024 thru September 2024 Dispositions (Compared to January 2023 thru September 2023)

Delinquency	339	▲	-19.5%	-82
Juvenile Miscellaneous	40	▼	-33.3%	-20
New to Workload Study	1	▲	-	+1
Other	760	▼	-55.8%	-960
Protective Orders	263	▼	-0.8%	-2
Support	770	▲	-6.0%	-49
Traffic	46	▲	+7.0%	+3
GRAND TOTAL	4,587	▼	-20.9%	-1,215

2024 Overall GRAND TOTAL		Distribution of Caseload			Change*		Percentage (%) of Caseload		
717	+79 12.4%	Adult	381	53%	17.2% ▲	+56	Adult	2023 50.9%	2024 53.1%
2024		Juvenile	336	47%	7.3% ▲	+23	Juvenile	49.1%	46.9%
2023		GRAND TOTAL	717	100%	12.4% ▲	+79	GRAND TOTAL	100%	100%

Dispositions by Division & Code

Division	Case Type Description	Code	Summary	Change	% Change	Absolute Change
Adult	Misdemeanor	CM	98	▲	+66.1%	+39
	Other	OT	67	▲	+15.5%	+9
	Show Cause	SC	62	▲	+3.3%	+2
	Civil Support	VS	60	▼	-11.8%	-8
	Capias	CA	37	▲	+105.6%	+19
	Family Abuse - Protective Order	FP	23	▼	-42.5%	-17
	Felony	CF	23	▲	+53.3%	+8
	Non-Family Abuse Protective Order	AP	5	▲	-	+5
	Motion - Protective Order	MP	2	▼	-33.3%	-1
	Emergency Substantial Risk Order	SR	1	▲	-	+1
	Remand Support	RS	1	▼	-75.0%	-3
	Restricted License for Non-Support	SL	1	▲	-	+1
	Violation of Protective Order	PV	1	▲	-	+1
	Total		381	▲	17.2%	+56
Juvenile	Custody Visitation	CV	160	▼	-6.4%	-11
	Misdemeanor	DM	59	▲	+18.0%	+9
	Traffic	T	35	▼	-18.6%	-8
	Abuse and Neglect	AN	24	▲	+118.2%	+13
	Felony	DF	15	▲	+200.0%	+10
	Paternity	PT	7	▲	+133.3%	+4
	Foster Care Review	FC	6	▲	+200.0%	+4
	Non-Family Abuse Protective Order	AP	6	▲	+500.0%	+5
	Show Cause	SC	5	▼	-16.7%	-1
	Capias	CA	4	▲	+300.0%	+3
	Civil Violation	CI	4	▲	+100.0%	+2
	Permanency Planning	PH	3	▼	-25.0%	-1
	Initial Foster Care	IF	2	▼	-50.0%	-2
	Remand Custody	RC	2	▼	-33.3%	-1
	Remand Visitation	RV	2	↔	-	-
	Child In Need of Services	CS	1	▲	-	+1
	Emergency Custody Order	EC	1	▲	-	+1
	Child at Risk	RI	0	▼	-100.0%	-1
	Family Abuse - Protective Order	FP	0	▼	-100.0%	-1
	Other	OT	0	▼	-100.0%	-1
	Relief of Custody	CR	0	▼	-100.0%	-1
Status	ST	0	▼	-100.0%	-1	
	Total		336	▲	7.3%	+23
GRAND TOTAL			717	▲	12.4%	+79

Dispositions by Major Case Category**

Category	Summary	Change	% Change	Absolute Change
Adult Criminal	174	▲	+42.6%	+52
Child Dependency	35	▲	+52.2%	+12
Child in Need of Services/Supervision	1	▲	-	0
Custody and Visitation	167	▲	-4.0%	-7
Delinquency	83	▲	+36.1%	+22
Juvenile Miscellaneous	0	▼	-100.0%	-1
New to Workload Study	5	▲	+150.0%	+3

* Compared to same time period as previous year
 10/15/2024 1:36:19PM

** Case Type Categories are defined in the 2017 Virginia Judicial Workload Assessment
 Source: SCV-SQL-Information

CPSS - JCMS CASELOAD STATISTICS OF THE JUVENILE & DOMESTIC RELATIONS DISTRICT COURTS
 January 2024 thru September 2024 Dispositions (Compared to January 2023 thru September 2023)

Brunswick

District: 6 FIPS: 025

Other	73	▲	+7.4%	+5
Protective Orders	36	▲	-20.0%	-9
Support	108	▲	+10.2%	+10
Traffic	35	▼	-18.6%	-8
GRAND TOTAL	717	▲	12.4%	+79

2024 Overall GRAND TOTAL		Distribution of Caseload		Change*		Percentage (%) of Caseload			
495 	+9 1.9%	Adult	272	55%	9.7% ▲	+24	Adult	51.0%	54.9%
		Juvenile	223	45%	-6.3% ▼	-15	Juvenile	49.0%	45.1%
		GRAND TOTAL	495	100%	1.9% ▲	+9	GRAND TOTAL	100%	100%

Dispositions by Division & Code

Division	Case Type Description	Code	Summary	Change	% Change	Absolute Change
Adult	Misdemeanor	CM	72	▲	+67.4%	+29
	Show Cause	SC	52	▲	-	-
	Other	OT	45	▼	+2.3%	+1
	Civil Support	VS	40	▼	-21.6%	-11
	Capias	CA	22	▲	+10.0%	+2
	Family Abuse - Protective Order	FP	18	▲	+20.0%	+3
	Felony	CF	15	▼	-16.7%	-3
	Non-Family Abuse Protective Order	AP	6	▲	+200.0%	+4
	Motion - Protective Order	MP	2	▲	-	+2
	Restricted License for Non-Support	SL	0	▼	-100.0%	-2
	Violation Family Abuse Protective Order	PS	0	▼	-100.0%	-1
	Total		272	▲	9.7%	+24
Juvenile	Custody Visitation	CV	115	▼	-8.0%	-10
	Misdemeanor	DM	31	▼	-22.5%	-9
	Traffic	T	12	↔	-	-
	Felony	DF	10	▲	+150.0%	+6
	Foster Care Review	FC	9	▲	+80.0%	+4
	Paternity	PT	8	↔	-	-
	Abuse and Neglect	AN	7	▼	-22.2%	-2
	Permanency Planning	PH	6	▼	-33.3%	-3
	Status	ST	6	▲	-	+6
	Terminate Parental Rights	TP	6	▲	+100.0%	+3
	Initial Foster Care	IF	4	▼	-55.6%	-5
	Voluntary Continuing Services and Support Agreem	VA	3	▲	+50.0%	+1
	Capias	CA	2	▲	+100.0%	+1
	Civil Violation	CI	1	▲	-	+1
	Remand Custody	RC	1	▲	-	+1
	Show Cause	SC	1	▼	-75.0%	-3
	Temporary Detention Order	TD	1	↔	-	-
	Child In Need of Services	CS	0	▼	-100.0%	-1
	Non-Family Abuse Protective Order	AP	0	▼	-100.0%	-2
	Special Immigrant Juvenile Status	SI	0	▼	-100.0%	-1
Truancy	TR	0	▼	-100.0%	-2	
	Total		223	▼	-6.3%	-15
GRAND TOTAL			495	▲	1.9%	+9

Dispositions by Major Case Category**

Category	Summary	Change	% Change	Absolute Change
Adult Criminal	133	▼	+35.7%	+35
Child Dependency	35	▲	-5.4%	-2
Child in Need of Services/Supervision	0	▼	-100.0%	-3
Custody and Visitation	123	▼	-7.5%	-10
Delinquency	44	▲	-10.2%	-5
Juvenile Miscellaneous	6	▲	-	+6
New to Workload Study	1	▲	-	0
Other	47	▲	+4.4%	+2
Protective Orders	26	▲	+36.8%	+7
Support	68	▼	-23.6%	-21

* Compared to same time period as previous year
 10/15/2024 1:36:19PM

** Case Type Categories are defined in the 2017 Virginia Judicial Workload Assessment
 Source: SCV-SQL-Information

Traffic		12	↔		0
	GRAND TOTAL	495	▲	1.9%	+9

2024 Overall GRAND TOTAL		Distribution of Caseload		Change*		Percentage (%) of Caseload			
416 +10 2.5% 		Adult	208	50%	18.2% ▲	+32	Adult	43.3%	50.0%
		Juvenile	208	50%	-9.6% ▼	-22	Juvenile	56.7%	50.0%
		GRAND TOTAL	416	100%	2.5% ▲	+10	GRAND TOTAL	100%	100%

Dispositions by Division & Code

Division	Case Type Description	Code	Summary	Change	% Change	Absolute Change
Adult	Misdemeanor	CM	43	▲	+72.0%	+18
	Other	OT	42	▲	+55.6%	+15
	Felony	CF	36	▲	+620.0%	+31
	Show Cause	SC	31	▼	-26.2%	-11
	Civil Support	VS	30	▼	-25.0%	-10
	Capias	CA	14	▼	-53.3%	-16
	Family Abuse - Protective Order	FP	10	▲	+100.0%	+5
	Remand Support	RS	1	▲	-	+1
	Restricted License for Non-Support	SL	1	↔	-	-
	Non-Family Abuse Protective Order	AP	0	▼	-100.0%	-1
	Total		208	▲	18.2%	+32
Juvenile	Custody Visitation	CV	87	▼	-21.6%	-24
	Misdemeanor	DM	48	▲	+54.8%	+17
	Traffic	T	15	▼	-16.7%	-3
	Foster Care Review	FC	14	▼	-6.7%	-1
	Felony	DF	13	▲	+44.4%	+4
	Emergency Custody Order	EC	4	▼	-63.6%	-7
	Permanency Planning	PH	4	▲	+33.3%	+1
	Status	ST	4	▲	+100.0%	+2
	Remand Visitation	RV	3	▲	-	+3
	Temporary Detention Order	TD	3	▼	-50.0%	-3
	Abuse and Neglect	AN	2	↔	-	-
	Non-Family Abuse Protective Order	AP	2	▲	-	+2
	Paternity	PT	2	▼	-50.0%	-2
	Remand Custody	RC	2	▲	-	+2
	Show Cause	SC	2	▲	+100.0%	+1
	Child In Need of Services	CS	1	▼	-66.7%	-2
	Initial Foster Care	IF	1	↔	-	-
	Truancy	TR	1	▲	-	+1
	Qualified Residential Treatment	QR	0	▼	-100.0%	-1
	Terminate Parental Rights	TP	0	▼	-100.0%	-12
	Total		208	▼	-9.6%	-22
	GRAND TOTAL		416	▲	2.5%	+10

Dispositions by Major Case Category**

Category	Summary	Change	% Change	Absolute Change
Adult Criminal	116	▲	+48.7%	+38
Child Dependency	21	▼	-38.2%	-13
Child in Need of Services/Supervision	2	▲	-33.3%	-1
Custody and Visitation	89	▼	-22.6%	-26
Delinquency	63	▲	+53.7%	+22
Juvenile Miscellaneous	4	▲	+100.0%	+2
Other	55	▲	+25.0%	+11
Protective Orders	12	▲	+100.0%	+6
Support	39	▼	-40.0%	-26
Traffic	15	▼	-16.7%	-3
	GRAND TOTAL	▲	2.5%	+10

* Compared to same time period as previous year
 10/15/2024 1:36:19PM

** Case Type Categories are defined in the 2017 Virginia Judicial Workload Assessment
 Source: SCV-SQL-Information

2024 Overall GRAND TOTAL		Distribution of Caseload			Change*		Percentage (%) of Caseload		
1,717	-214 -11.1%	Adult	940	55%	-0.8% ▼	-8	Adult	49.1%	54.7%
2024		Juvenile	777	45%	-21.0% ▼	-206	Juvenile	50.9%	45.3%
2023		GRAND TOTAL	1,717	100%	-11.1% ▼	-214	GRAND TOTAL	100%	100%

Dispositions by Division & Code

Division	Case Type Description	Code	Summary	Change	% Change	Absolute Change	
Adult	Misdemeanor	CM	190	▼	-13.6%	-30	
	Civil Support	VS	182	▲	+13.8%	+22	
	Show Cause	SC	176	▼	-15.0%	-31	
	Other	OT	113	▼	-11.0%	-14	
	Family Abuse - Protective Order	FP	105	▲	+12.9%	+12	
	Capias	CA	77	▲	+1.3%	+1	
	Felony	CF	72	▲	+71.4%	+30	
	Motion - Protective Order	MP	14	▲	+75.0%	+6	
	Violation of Protective Order	PV	7	▲	+600.0%	+6	
	Violation Family Abuse Protective Order	PS	2	▲	-	+2	
	Bond Forfeiture	BF	1	▲	-	+1	
	Non-Family Abuse Protective Order	AP	1	▼	-83.3%	-5	
	Emergency Substantial Risk Order	SR	0	▼	-100.0%	-4	
	Protective Order	PC	0	▼	-100.0%	-1	
	Remand Support	RS	0	▼	-100.0%	-2	
Restricted License for Non-Support	SL	0	▼	-100.0%	-1		
	Total		940	▼	-0.8%	-8	
Juvenile	Custody Visitation	CV	448	▼	-22.8%	-132	
	Misdemeanor	DM	83	▼	-30.8%	-37	
	Felony	DF	41	↔	-	-	
	Traffic	T	41	▲	+20.6%	+7	
	Foster Care Review	FC	35	▲	+29.6%	+8	
	Abuse and Neglect	AN	18	▼	-41.9%	-13	
	Permanency Planning	PH	14	▼	-22.2%	-4	
	Non-Family Abuse Protective Order	AP	12	▼	-20.0%	-3	
	Truancy	TR	11	▼	-8.3%	-1	
	Initial Foster Care	IF	10	▼	-37.5%	-6	
	Show Cause	SC	10	▲	-28.6%	-4	
	Emergency Custody Order	EC	9	↔	-	-	
	Paternity	PT	9	▲	+200.0%	+6	
	Status	ST	8	▼	-42.9%	-6	
	Temporary Detention Order	TD	7	▲	+16.7%	+1	
	Mental Commitment	MC	4	▲	+33.3%	+1	
	Terminate Parental Rights	TP	4	▼	-80.0%	-16	
	Capias	CA	3	▲	-	+3	
	Civil Violation	CI	2	↔	-	-	
	Relief of Custody	CR	2	↔	-	-	
	Remand Custody	RC	2	▼	-33.3%	-1	
	Remand Visitation	RV	2	▼	-33.3%	-1	
	Voluntary Continuing Services and Support Agreen	VA	2	▲	+100.0%	+1	
	Child In Need of Services	CS	0	▼	-100.0%	-1	
	Motion - Protective Order	MP	0	▼	-100.0%	-2	
	Qualified Residential Treatment	QR	0	▼	-100.0%	-3	
	Special Immigrant Juvenile Status	SI	0	▼	-100.0%	-3	
		Total		777	▼	-21.0%	-206
	GRAND TOTAL			1,717	▼	-11.1%	-214

* Compared to same time period as previous year
 10/15/2024 1:36:19PM

** Case Type Categories are defined in the 2017 Virginia Judicial Workload Assessment
 Source: SCV-SQL-Information

Dispositions by Major Case Category**

Category	Summary	Change	% Change	Absolute Change
Adult Criminal	439	▲	-4.8%	-22
Child Dependency	85	▼	-28.0%	-33
Child in Need of Services/Supervision	14	▲	+7.7%	+1
Custody and Visitation	457	▲	-21.6%	-126
Delinquency	134	▲	-23.4%	-41
Juvenile Miscellaneous	8	▼	-42.9%	-6
New to Workload Study	2	▼	-77.8%	-7
Other	137	▼	-10.5%	-16
Protective Orders	132	▼	+6.5%	+8
Support	268	▼	+8.5%	+21
Traffic	41	▲	+20.6%	+7
GRAND TOTAL	1,717	▼	-11.1%	-214

* Compared to same time period as previous year
 10/15/2024 1:36:19PM

** Case Type Categories are defined in the 2017 Virginia Judicial Workload Assessment
 Source: SCV-SQL-Information

2024 Overall GRAND TOTAL		Distribution of Caseload			Change*		Percentage (%) of Caseload		
1,533	+215 16.3%	Adult	788	51%	11.9% ▲	+84	Adult	53.4%	51.4%
2024		Juvenile	745	49%	21.3% ▲	+131	Juvenile	46.6%	48.6%
		GRAND TOTAL	1,533	100%	16.3% ▲	+215	GRAND TOTAL	100%	100%

Dispositions by Division & Code

Division	Case Type Description	Code	Summary	Change	% Change	Absolute Change
Adult	Misdemeanor	CM	201	▲	+17.5%	+30
	Civil Support	VS	144	▼	-5.9%	-9
	Other	OT	130	▲	+49.4%	+43
	Family Abuse - Protective Order	FP	107	▲	+30.5%	+25
	Show Cause	SC	99	▲	+12.5%	+11
	Felony	CF	46	▼	-14.8%	-8
	Capias	CA	42	▼	-19.2%	-10
	Motion - Protective Order	MP	10	▼	-9.1%	-1
	Non-Family Abuse Protective Order	AP	6	▲	+50.0%	+2
	Remand Support	RS	3	▲	-	+3
	Protective Order	PC	0	▼	-100.0%	-2
	Total		788	▲	11.9%	+84
Juvenile	Custody Visitation	CV	457	▲	+19.3%	+74
	Misdemeanor	DM	98	▲	+19.5%	+16
	Traffic	T	51	▲	+64.5%	+20
	Felony	DF	49	↔	-	-
	Non-Family Abuse Protective Order	AP	22	▲	+29.4%	+5
	Civil Violation	CI	13	▲	+44.4%	+4
	Family Abuse - Protective Order	FP	12	▲	+1,100.0%	+11
	Show Cause	SC	12	▲	+200.0%	+8
	Foster Care Review	FC	10	▲	+42.9%	+3
	Capias	CA	6	▲	+100.0%	+3
	Terminate Parental Rights	TP	6	▲	-	+6
	Paternity	PT	3	▲	+50.0%	+1
	Remand Custody	RC	3	▲	-	+3
	Permanency Planning	PH	1	▼	-66.7%	-2
	Remand Visitation	RV	1	▲	-	+1
	Special Immigrant Juvenile Status	SI	1	▲	-	+1
	Abuse and Neglect	AN	0	▼	-100.0%	-10
	Initial Foster Care	IF	0	▼	-100.0%	-8
	Restoration of Parental Rights	RR	0	▼	-100.0%	-2
	Status	ST	0	▼	-100.0%	-2
Truancy	TR	0	▼	-100.0%	-1	
	Total		745	▲	21.3%	+131
GRAND TOTAL			1,533	▲	16.3%	+215

Dispositions by Major Case Category**

Category	Summary	Change	% Change	Absolute Change
Adult Criminal	366	▼	+4.0%	+14
Child Dependency	17	▲	-39.3%	-11
Child in Need of Services/Supervision	0	▼	-100.0%	-1
Custody and Visitation	460	▲	+19.5%	+75
Delinquency	165	▲	+19.6%	+27
Juvenile Miscellaneous	0	▼	-100.0%	-2
New to Workload Study	14	▲	+55.6%	+5
Other	137	▲	+53.9%	+48
Protective Orders	157	▲	+36.5%	+42
Support	166	▲	-1.2%	-2

* Compared to same time period as previous year
 10/15/2024 1:36:19PM

** Case Type Categories are defined in the 2017 Virginia Judicial Workload Assessment
 Source: SCV-SQL-Information

Traffic	51	▲	+64.5%	+20
GRAND TOTAL	1,533	▲	16.3%	+215

2024 Overall GRAND TOTAL		Distribution of Caseload		Change*		Percentage (%) of Caseload		
195 +47 31.8% 	Adult	115	59%	22.3%	▲	+21	2023	2024
	Juvenile	80	41%	48.1%	▲	+26	63.5%	59.0%
GRAND TOTAL		195	100%	31.8%	▲	+47	100%	100%

Dispositions by Division & Code

Division	Case Type Description	Code	Summary	Change	% Change	Absolute Change
Adult	Civil Support	VS	29	▲	+61.1%	+11
	Misdemeanor	CM	23	▼	-4.2%	-1
	Other	OT	18	▲	-28.0%	-7
	Show Cause	SC	16	▲	+45.5%	+5
	Family Abuse - Protective Order	FP	15	▲	+87.5%	+7
	Capias	CA	9	▲	+200.0%	+6
	Felony	CF	4	↔		-
	Motion - Protective Order	MP	1	↔		-
Total			115	▲	22.3%	+21
Juvenile	Custody Visitation	CV	67	▲	+63.4%	+26
	Traffic	T	4	▼	-50.0%	-4
	Foster Care Review	FC	2	▲	+100.0%	+1
	Misdemeanor	DM	2	▲	+100.0%	+1
	Non-Family Abuse Protective Order	AP	2	▲	-	+2
	Paternity	PT	2	↔		-
	Child In Need of Services	CS	1	▲	-	+1
	Felony	DF	0	▼	-100.0%	-1
Total			80	▲	48.1%	+26
GRAND TOTAL			195	▲	31.8%	+47

Dispositions by Major Case Category**

Category	Summary	Change	% Change	Absolute Change	
Adult Criminal	38	▲	+8.6%	+3	
Child Dependency	2	▲	+100.0%	+1	
Child in Need of Services/Supervision	1	▲	-	+1	
Custody and Visitation	69	▲	+60.5%	+26	
Delinquency	2	↔		0	
Other	18	▲	-28.0%	-7	
Protective Orders	18	▲	+100.0%	+9	
Support	43	▲	+72.0%	+18	
Traffic	4	▼	-50.0%	-4	
GRAND TOTAL		195	▲	31.8%	+47

* Compared to same time period as previous year
 10/15/2024 1:36:19PM

** Case Type Categories are defined in the 2017 Virginia Judicial Workload Assessment
 Source: SCV-SQL-Information

2024 Overall GRAND TOTAL		Distribution of Caseload		Change*		Percentage (%) of Caseload		
476	-17 -3.4%	Adult	209 44%	-16.1% ▼	-40	Adult	50.5%	43.9%
2024		Juvenile	267 56%	9.4% ▲	+23	Juvenile	49.5%	56.1%
2023		GRAND TOTAL	476 100%	-3.4% ▼	-17	GRAND TOTAL	100%	100%

Dispositions by Division & Code

Division	Case Type Description	Code	Summary	Change	% Change	Absolute Change
Adult	Misdemeanor	CM	46	▼	-41.0%	-32
	Show Cause	SC	44	▼	-6.4%	-3
	Civil Support	VS	40	▲	+5.3%	+2
	Family Abuse - Protective Order	FP	34	▲	+17.2%	+5
	Other	OT	26	▲	+188.9%	+17
	Capias	CA	9	▼	-65.4%	-17
	Felony	CF	9	▼	-55.0%	-11
	Motion - Protective Order	MP	1	↔		-
	Restricted License for Non-Support	SL	0	▼	-100.0%	-1
	Total		209	▼	-16.1%	-40
Juvenile	Custody Visitation	CV	123	▲	+98.4%	+61
	Traffic	T	40	▲	+2.6%	+1
	Misdemeanor	DM	24	▼	-55.6%	-30
	Permanency Planning	PH	22	▲	+633.3%	+19
	Foster Care Review	FC	17	▼	-39.3%	-11
	Felony	DF	15	▲	+66.7%	+6
	Abuse and Neglect	AN	12	▼	-36.8%	-7
	Paternity	PT	4	▲	-	+4
	Status	ST	3	▲	-25.0%	-1
	Special Immigrant Juvenile Status	SI	2	▲	-	+2
	Temporary Detention Order	TD	2	▲	-	+2
	Child In Need of Services	CS	1	▼	-66.7%	-2
	Show Cause	SC	1	▲	-	-
	Terminate Parental Rights	TP	1	▼	-66.7%	-2
	Civil Violation	CI	0	▼	-100.0%	-1
	Emergency Custody Order	EC	0	▼	-100.0%	-1
	Family Abuse - Protective Order	FP	0	▼	-100.0%	-2
	Initial Foster Care	IF	0	▼	-100.0%	-7
	Non-Family Abuse Protective Order	AP	0	▼	-100.0%	-4
	Other	OT	0	▼	-100.0%	-1
	Remand Custody	RC	0	▼	-100.0%	-1
Remand Visitation	RV	0	▼	-100.0%	-1	
Truancy	TR	0	▼	-100.0%	-1	
	Total		267	▲	9.4%	+23
GRAND TOTAL			476	▼	-3.4%	-17

Dispositions by Major Case Category**

Category	Summary	Change	% Change	Absolute Change
Adult Criminal	98	▼	-29.0%	-40
Child Dependency	52	▲	-13.3%	-8
Child in Need of Services/Supervision	2	▲	-50.0%	-2
Custody and Visitation	127	▲	+104.8%	+65
Delinquency	39	▼	-39.1%	-25
Juvenile Miscellaneous	3	▲	-25.0%	-1
New to Workload Study	2	▲	+100.0%	+1
Other	28	▲	+115.4%	+15
Protective Orders	35	▼	-2.8%	-1
Support	50	▼	-30.6%	-22

* Compared to same time period as previous year
 10/15/2024 1:36:19PM

** Case Type Categories are defined in the 2017 Virginia Judicial Workload Assessment
 Source: SCV-SQL-Information

CPSS - JCMS CASELOAD STATISTICS OF THE JUVENILE & DOMESTIC RELATIONS DISTRICT COURTS
January 2024 thru September 2024 Dispositions (Compared to January 2023 thru September 2023)

Traffic		40	▲	+2.6%	+1
GRAND TOTAL		476	▼	-3.4%	-17

2024 Overall GRAND TOTAL		Distribution of Caseload			Change*		Percentage (%) of Caseload		
11,246 +717 6.8% 		Adult	7,134	63%	5.3% ▲	+359	Adult	2023: 64.3%	2024: 63.4%
		Juvenile	4,112	37%	9.5% ▲	+358	Juvenile	35.7%	36.6%
GRAND TOTAL		11,246	100%	6.8% ▲	+717	GRAND TOTAL	100%	100%	

Dispositions by Division & Code

Division	Case Type Description	Code	Summary	Change	% Change	Absolute Change	
Adult	Misdemeanor	CM	1,901	▲	+9.3%	+162	
	Other	OT	1,302	▼	+6.0%	+74	
	Show Cause	SC	1,133	▲	+3.2%	+35	
	Civil Support	VS	971	▲	+9.0%	+80	
	Felony	CF	680	▲	+17.9%	+103	
	Capias	CA	619	▼	-15.6%	-114	
	Family Abuse - Protective Order	FP	451	▲	+5.9%	+25	
	Violation of Protective Order	PV	22	▼	-12.0%	-3	
	Non-Family Abuse Protective Order	AP	21	▲	+23.5%	+4	
	Motion - Protective Order	MP	17	▼	-15.0%	-3	
	Remand Support	RS	12	▼	-29.4%	-5	
	Bond Forfeiture	BF	3	▲	+50.0%	+1	
	Protective Order	PC	2	▲	-	+2	
	Restricted License for Non-Support	SL	0	▼	-100.0%	-2	
Total			7,134	▲	5.3%	+359	
Juvenile	Custody Visitation	CV	2,204	▼	-6.5%	-153	
	Misdemeanor	DM	541	▲	+57.3%	+197	
	Felony	DF	218	▲	+38.9%	+61	
	Civil Violation	CI	135	▲	+154.7%	+82	
	Mental Commitment	MC	132	▲	+6.5%	+8	
	Truancy	TR	123	▲	+38.2%	+34	
	Status	ST	88	▼	+3.5%	+3	
	Traffic	T	83	▲	+10.7%	+8	
	Foster Care Review	FC	82	▲	+41.4%	+24	
	Non-Family Abuse Protective Order	AP	71	▲	+115.2%	+38	
	Abuse and Neglect	AN	67	▲	+21.8%	+12	
	Paternity	PT	64	▼	-13.5%	-10	
	Permanency Planning	PH	56	▲	+21.7%	+10	
	Initial Foster Care	IF	53	▲	+103.8%	+27	
	Show Cause	SC	53	▲	+307.7%	+40	
	Child In Need of Services	CS	43	▲	+38.7%	+12	
	Terminate Parental Rights	TP	28	▼	-28.2%	-11	
	Remand Custody	RC	23	▼	-23.3%	-7	
	Other	OT	17	▲	+6.3%	+1	
	Special Immigrant Juvenile Status	SI	9	▲	+350.0%	+7	
	Voluntary Continuing Services and Support Agree	VA	8	▲	+60.0%	+3	
	Family Abuse - Protective Order	FP	5	▲	+25.0%	+1	
	Temporary Detention Order	TD	5	▼	-80.8%	-21	
	Emergency Custody Order	EC	2	▼	-83.3%	-10	
	Capias	CA	1	▲	-	+1	
	Remand Visitation	RV	1	▲	-	+1	
	Total			4,112	▲	9.5%	+358
	GRAND TOTAL			11,246	▲	6.8%	+717

Dispositions by Major Case Category**

Category	Summary	Change	% Change	Absolute Change
Adult Criminal	4,006	▲	+6.0%	+225
Child Dependency	294	▲	+28.4%	+65
Child in Need of Services/Supervision	166	▲	+38.3%	+46

* Compared to same time period as previous year
 10/15/2024 1:36:19PM

** Case Type Categories are defined in the 2017 Virginia Judicial Workload Assessment
 Source: SCV-SQL-Information

Custody and Visitation	2,268	▼	-6.7%	-163
Delinquency	813	▲	+58.2%	+299
Juvenile Miscellaneous	90	▲	+5.9%	+5
New to Workload Study	144	▲	+161.8%	+89
Other	1,492	▲	+2.7%	+39
Protective Orders	565	▲	+13.0%	+65
Support	1,325	▼	+3.0%	+39
Traffic	83	▲	+10.7%	+8
GRAND TOTAL	11,246	▲	6.8%	+717

2024 Overall GRAND TOTAL		Distribution of Caseload		Change*		Percentage (%) of Caseload			
8,326 +262 3.2% 	2024 2023	Adult	4,629	56%	1.8% ▲	+84	Adult	56.4%	55.6%
		Juvenile	3,697	44%	5.1% ▲	+178	Juvenile	43.6%	44.4%
GRAND TOTAL		GRAND TOTAL	8,326	100%	3.2% ▲	+262	GRAND TOTAL	100%	100%

Dispositions by Division & Code

Division	Case Type Description	Code	Summary	Change	% Change	Absolute Change
Adult	Misdemeanor	CM	1,016	▲	+6.1%	+58
	Show Cause	SC	925	▼	-1.5%	-14
	Other	OT	804	▼	-10.4%	-93
	Civil Support	VS	689	▲	+16.2%	+96
	Capias	CA	459	▲	+0.2%	+1
	Family Abuse - Protective Order	FP	317	▼	-2.8%	-9
	Felony	CF	289	▲	+3.6%	+10
	Remand Support	RS	73	▲	+62.2%	+28
	Non-Family Abuse Protective Order	AP	19	▲	+58.3%	+7
	Violation of Protective Order	PV	17	▼	-22.7%	-5
	Motion - Protective Order	MP	15	▲	+50.0%	+5
	Restricted License for Non-Support	SL	3	▼	-40.0%	-2
	Bond Forfeiture	BF	1	↔	-	-
	Criminal Support	CS	1	▲	-	+1
Return of Desposit (Bondsman)	RD	1	▲	-	+1	
Total			4,629	▲	1.8%	+84
Juvenile	Custody Visitation	CV	2,222	▼	-0.4%	-10
	Misdemeanor	DM	364	▲	+28.6%	+81
	Felony	DF	131	▲	+3.1%	+4
	Truancy	TR	109	▼	-2.7%	-3
	Status	ST	101	▼	-26.8%	-37
	Remand Visitation	RV	100	▲	+81.8%	+45
	Remand Custody	RC	98	▲	+75.0%	+42
	Paternity	PT	94	▲	+13.3%	+11
	Traffic	T	67	▲	+28.8%	+15
	Permanency Planning	PH	63	▲	+10.5%	+6
	Temporary Detention Order	TD	53	▼	-26.4%	-19
	Foster Care Review	FC	49	▲	+44.1%	+15
	Abuse and Neglect	AN	37	▼	-38.3%	-23
	Non-Family Abuse Protective Order	AP	29	▲	+38.1%	+8
	Terminate Parental Rights	TP	29	▲	+81.3%	+13
	Voluntary Continuing Services and Support Agree	VA	26	▲	+85.7%	+12
	Show Cause	SC	25	▲	+47.1%	+8
	Emergency Custody Order	EC	22	▲	+100.0%	+11
	Initial Foster Care	IF	22	▼	-31.3%	-10
	Family Abuse - Protective Order	FP	13	▲	+550.0%	+11
	Other	OT	12	▲	+500.0%	+10
	Capias	CA	10	▼	-9.1%	-1
	Entrustment	ET	6	▲	+50.0%	+2
	Civil Violation	CI	5	▼	-66.7%	-10
	Relief of Custody	CR	4	▲	+33.3%	+1
	Child In Need of Services	CS	2	▼	-71.4%	-5
	Mental Commitment	MC	2	▲	+100.0%	+1
	Juvenile Support	JS	1	▲	-	+1
	Special Immigrant Juvenile Status	SI	1	↔	-	-
	Emancipation	EP	0	▼	-100.0%	-1
	Total			3,697	▲	5.1%
GRAND TOTAL			8,326	▲	3.2%	+262

* Compared to same time period as previous year
 10/15/2024 1:36:19PM

** Case Type Categories are defined in the 2017 Virginia Judicial Workload Assessment
 Source: SCV-SQL-Information

Dispositions by Major Case Category**

Category	Summary	Change	% Change	Absolute Change
Adult Criminal	2,414	▼	+2.2%	+52
Child Dependency	236	▲	+7.3%	+16
Child in Need of Services/Supervision	111	▼	-6.7%	-8
Custody and Visitation	2,316	▲	+0.0%	+1
Delinquency	530	▲	+21.0%	+92
Juvenile Miscellaneous	101	▼	-27.3%	-38
New to Workload Study	6	▼	-62.5%	-10
Other	1,165	▲	+2.3%	+26
Protective Orders	393	▲	+5.9%	+22
Support	987	▲	+10.5%	+94
Traffic	67	▲	+28.8%	+15
GRAND TOTAL	8,326	▲	3.2%	+262

* Compared to same time period as previous year
 10/15/2024 1:36:19PM

** Case Type Categories are defined in the 2017 Virginia Judicial Workload Assessment
 Source: SCV-SQL-Information

2024 Overall GRAND TOTAL		Distribution of Caseload		Change*		Percentage (%) of Caseload			
218 	+16 7.9%	Adult	122	56%	-8.3% ▼	-11	Adult	65.8%	56.0%
		Juvenile	96	44%	39.1% ▲	+27	Juvenile	34.2%	44.0%
		GRAND TOTAL	218	100%	7.9% ▲	+16	GRAND TOTAL	100%	100%

Dispositions by Division & Code

Division	Case Type Description	Code	Summary	Change	% Change	Absolute Change
Adult	Civil Support	VS	29	▲	+70.6%	+12
	Other	OT	22	▲	+4.8%	+1
	Misdemeanor	CM	21	▼	-25.0%	-7
	Show Cause	SC	18	▲	+20.0%	+3
	Family Abuse - Protective Order	FP	11	▼	-31.3%	-5
	Capias	CA	10	▲	-16.7%	-2
	Felony	CF	7	▼	-65.0%	-13
	Bond Forfeiture	BF	1	▼	-50.0%	-1
	Motion - Protective Order	MP	1	↔		-
	Remand Support	RS	1	▲	-	+1
	Violation of Protective Order	PV	1	↔		-
		Total		122	▼	-8.3%
Juvenile	Custody Visitation	CV	67	▲	+17.5%	+10
	Abuse and Neglect	AN	8	▲	+300.0%	+6
	Misdemeanor	DM	6	▲	+200.0%	+4
	Motion - Protective Order	MP	4	▲	-	+4
	Traffic	T	3	▲	+200.0%	+2
	Paternity	PT	2	▲	-	+2
	Show Cause	SC	2	▲	-	+2
	Truancy	TR	2	▲	+100.0%	+1
	Child In Need of Services	CS	1	▲	-	+1
	Felony	DF	1	▲	-	+1
	Foster Care Review	FC	0	▼	-100.0%	-1
	Non-Family Abuse Protective Order	AP	0	▼	-100.0%	-2
	Remand Custody	RC	0	▼	-100.0%	-1
	Remand Visitation	RV	0	▼	-100.0%	-1
	Temporary Detention Order	TD	0	▼	-100.0%	-1
		Total		96	▲	39.1%
GRAND TOTAL			218	▲	7.9%	+16

Dispositions by Major Case Category**

Category	Summary	Change	% Change	Absolute Change
Adult Criminal	49	▼	-31.9%	-23
Child Dependency	8	▲	+166.7%	+5
Child in Need of Services/Supervision	3	▲	+200.0%	+2
Custody and Visitation	69	▲	+21.1%	+12
Delinquency	9	▲	+350.0%	+7
Other	23	▲	-4.2%	-1
Protective Orders	16	▲	-15.8%	-3
Support	38	▲	+65.2%	+15
Traffic	3	▲	+200.0%	+2
GRAND TOTAL	218	▲	7.9%	+16

* Compared to same time period as previous year
 10/15/2024 1:36:19PM

** Case Type Categories are defined in the 2017 Virginia Judicial Workload Assessment
 Source: SCV-SQL-Information

2024 Overall GRAND TOTAL		Distribution of Caseload			Change*		Percentage (%) of Caseload		
1,659	-36 -2.1%	Adult	902	54%	-2.0% ▼	-18	Adult	54.3%	54.4%
2024		Juvenile	757	46%	-2.3% ▼	-18	Juvenile	45.7%	45.6%
2023		GRAND TOTAL	1,659	100%	-2.1% ▼	-36	GRAND TOTAL	100%	100%

Dispositions by Division & Code

Division	Case Type Description	Code	Summary	Change	% Change	Absolute Change	
Adult	Misdemeanor	CM	219	▲	+13.5%	+26	
	Show Cause	SC	182	▲	+27.3%	+39	
	Other	OT	163	▲	-8.9%	-16	
	Civil Support	VS	119	▼	-19.0%	-28	
	Family Abuse - Protective Order	FP	79	▼	-19.4%	-19	
	Felony	CF	37	▼	-21.3%	-10	
	Capias	CA	26	▼	-62.3%	-43	
	Remand Support	RS	26	▲	+160.0%	+16	
	Motion - Protective Order	MP	23	▲	+35.3%	+6	
	Violation of Protective Order	PV	21	▲	+133.3%	+12	
	Non-Family Abuse Protective Order	AP	7	▲	+75.0%	+3	
	Bond Forfeiture	BF	0	▼	-100.0%	-1	
	Protective Order	PC	0	▼	-100.0%	-1	
	Restricted License for Non-Support	SL	0	▼	-100.0%	-2	
	Total		902	▼	-2.0%	-18	
Juvenile	Custody Visitation	CV	468	▼	-12.5%	-67	
	Misdemeanor	DM	72	▲	+60.0%	+27	
	Remand Custody	RC	40	▲	+166.7%	+25	
	Remand Visitation	RV	39	▲	+160.0%	+24	
	Traffic	T	31	▼	-8.8%	-3	
	Status	ST	26	▲	+36.8%	+7	
	Motion - Protective Order	MP	11	▲	+120.0%	+6	
	Foster Care Review	FC	10	▲	+25.0%	+2	
	Temporary Detention Order	TD	10	▲	+42.9%	+3	
	Child In Need of Services	CS	6	▲	+100.0%	+3	
	Felony	DF	6	▼	-80.6%	-25	
	Non-Family Abuse Protective Order	AP	6	↔	-	-	
	Permanency Planning	PH	6	▼	-33.3%	-3	
	Other	OT	5	▲	-	+5	
	Paternity	PT	5	▼	-16.7%	-1	
	Abuse and Neglect	AN	4	▼	-50.0%	-4	
	Initial Foster Care	IF	4	▼	-33.3%	-2	
	Show Cause	SC	2	▼	-71.4%	-5	
	Truancy	TR	2	▼	-60.0%	-3	
	Civil Violation	CI	1	▼	-85.7%	-6	
	Emergency Custody Order	EC	1	↔	-	-	
	Relief of Custody	CR	1	▲	-	+1	
	Voluntary Continuing Services and Support Agreem	VA	1	▲	-	+1	
	Terminate Parental Rights	TP	0	▼	-100.0%	-3	
		Total		757	▼	-2.3%	-18
		GRAND TOTAL		1,659	▼	-2.1%	-36

Dispositions by Major Case Category**

Category	Summary	Change	% Change	Absolute Change
Adult Criminal	446	▼	+4.9%	+21
Child Dependency	26	▲	-23.5%	-8
Child in Need of Services/Supervision	8	▲	-	0
Custody and Visitation	473	▼	-12.6%	-68
Delinquency	80	▼	-3.6%	-3

* Compared to same time period as previous year
 10/15/2024 1:36:19PM

** Case Type Categories are defined in the 2017 Virginia Judicial Workload Assessment
 Source: SCV-SQL-Information

Juvenile Miscellaneous	26	▲	+36.8%	+7
New to Workload Study	1	▼	-85.7%	-6
Other	284	▲	+25.1%	+57
Protective Orders	126	▲	-3.1%	-4
Support	158	▼	-15.5%	-29
Traffic	31	▼	-8.8%	-3
GRAND TOTAL	1,659	▼	-2.1%	-36

2024 Overall GRAND TOTAL		Distribution of Caseload			Change*		Percentage (%) of Caseload		
<p>2024 356 +6 1.7%</p> <p>2023 350</p>	Adult	170	48%	4.9% ▲	+8	Adult	46.3%	47.8%	
	Juvenile	186	52%	-1.1% ▼	-2	Juvenile	53.7%	52.2%	
GRAND TOTAL		356	100%	1.7% ▲	+6	GRAND TOTAL	100%	100%	

Dispositions by Division & Code

Division	Case Type Description	Code	Summary	Change	% Change	Absolute Change
Adult	Misdemeanor	CM	48	▲	+60.0%	+18
	Other	OT	34	▼	-42.4%	-25
	Civil Support	VS	30	▲	+3.4%	+1
	Show Cause	SC	21	▲	+110.0%	+11
	Family Abuse - Protective Order	FP	20	▲	+25.0%	+4
	Capias	CA	7	▲	+600.0%	+6
	Felony	CF	4	▼	-55.6%	-5
	Violation of Protective Order	PV	3	▲	+50.0%	+1
	Motion - Protective Order	MP	2	▼	-50.0%	-2
	Restricted License for Non-Support	SL	1	▲	-	+1
	Non-Family Abuse Protective Order	AP	0	▼	-100.0%	-2
Total			170	▲	4.9%	+8
Juvenile	Custody Visitation	CV	92	▼	-19.3%	-22
	Misdemeanor	DM	23	↔	-	-
	Traffic	T	16	▼	-54.3%	-19
	Abuse and Neglect	AN	12	▲	+1,100.0%	+11
	Foster Care Review	FC	11	▲	-	+11
	Non-Family Abuse Protective Order	AP	8	▲	-	+8
	Permanency Planning	PH	5	▲	-	+5
	Felony	DF	4	▼	-20.0%	-1
	Initial Foster Care	IF	3	▲	+200.0%	+2
	Other	OT	3	▲	-	+3
	Paternity	PT	3	▲	-	+3
	Show Cause	SC	2	▲	+100.0%	+1
	Capias	CA	1	▲	-	+1
	Child In Need of Services	CS	1	↔	-	-
	Status	ST	1	▲	-	+1
	Truancy	TR	1	▼	-50.0%	-1
	Civil Violation	CI	0	▼	-100.0%	-2
	Entrustment	ET	0	▼	-100.0%	-1
	Temporary Detention Order	TD	0	▼	-100.0%	-1
	Voluntary Continuing Services and Support Agree	VA	0	▼	-100.0%	-1
Total			186	▼	-1.1%	-2
GRAND TOTAL			356	▲	1.7%	+6

Dispositions by Major Case Category**

Category	Summary	Change	% Change	Absolute Change
Adult Criminal	74	▲	+51.0%	+25
Child Dependency	31	▲	+675.0%	+27
Child in Need of Services/Supervision	2	▼	-33.3%	-1
Custody and Visitation	95	▲	-16.7%	-19
Delinquency	30	▲	+3.4%	+1
Juvenile Miscellaneous	1	▲	-	+1
New to Workload Study	0	▼	-100.0%	-2
Other	37	▲	-38.3%	-23
Protective Orders	30	▲	+36.4%	+8
Support	40	▲	+25.0%	+8

* Compared to same time period as previous year
 10/15/2024 1:36:19PM

** Case Type Categories are defined in the 2017 Virginia Judicial Workload Assessment
 Source: SCV-SQL-Information

Traffic		16	▼	-54.3%	-19
	GRAND TOTAL	356	▲	1.7%	+6

2024 Overall GRAND TOTAL		Distribution of Caseload		Change*		Percentage (%) of Caseload		
886	+138 18.4%	Adult	527 59%	36.9% ▲	+142	Adult	2023 51.5%	2024 59.5%
2024		Juvenile	359 41%	-1.1% ▼	-4	Juvenile	48.5%	40.5%
2023		GRAND TOTAL	886 100%	18.4% ▲	+138	GRAND TOTAL	100%	100%

Dispositions by Division & Code

Division	Case Type Description	Code	Summary	Change	% Change	Absolute Change
Adult	Other	OT	123	▲	+51.9%	+42
	Misdemeanor	CM	116	▲	+39.8%	+33
	Civil Support	VS	88	▲	+23.9%	+17
	Show Cause	SC	75	▲	+66.7%	+30
	Family Abuse - Protective Order	FP	51	▲	+21.4%	+9
	Felony	CF	28	▲	+154.5%	+17
	Capias	CA	25	▼	-10.7%	-3
	Motion - Protective Order	MP	8	↔		-
	Remand Support	RS	5	▲	+66.7%	+2
	Violation of Protective Order	PV	5	▲	+66.7%	+2
	Criminal Support	CS	2	▲	-	+2
	Non-Family Abuse Protective Order	AP	1	▼	-88.9%	-8
	Restricted License for Non-Support	SL	0	▼	-100.0%	-1
	Total		527	▲	36.9%	+142
Juvenile	Custody Visitation	CV	226	▼	-15.0%	-40
	Misdemeanor	DM	46	▲	+27.8%	+10
	Traffic	T	28	▲	+7.7%	+2
	Paternity	PT	8	▲	+166.7%	+5
	Truancy	TR	8	▲	+300.0%	+6
	Felony	DF	6	▲	+100.0%	+3
	Terminate Parental Rights	TP	6	▲	-	+6
	Remand Custody	RC	5	▲	+66.7%	+2
	Remand Visitation	RV	5	▲	-	+5
	Show Cause	SC	5	↔		-
	Foster Care Review	FC	4	▼	-20.0%	-1
	Non-Family Abuse Protective Order	AP	4	▲	+100.0%	+2
	Child In Need of Services	CS	2	↔		-
	Abuse and Neglect	AN	1	▼	-50.0%	-1
	Emergency Custody Order	EC	1	▲	-	+1
	Other	OT	1	▲	-	+1
	Permanency Planning	PH	1	▼	-75.0%	-3
	Status	ST	1	▼	-50.0%	-1
	Temporary Detention Order	TD	1	▲	-	+1
	Civil Violation	CI	0	▼	-100.0%	-1
Qualified Residential Treatment	QR	0	▼	-100.0%	-1	
	Total		359	▼	-1.1%	-4
GRAND TOTAL			886	▲	18.4%	+138

Dispositions by Major Case Category**

Category	Summary	Change	% Change	Absolute Change
Adult Criminal	219	▲	+36.9%	+59
Child Dependency	12	▲		0
Child in Need of Services/Supervision	10	▲	+150.0%	+6
Custody and Visitation	234	▲	-13.0%	-35
Delinquency	57	▲	+29.5%	+13
Juvenile Miscellaneous	1	▼	-50.0%	-1
New to Workload Study	0	▼	-100.0%	-1
Other	141	▲	+62.1%	+54

* Compared to same time period as previous year
 10/15/2024 1:36:19PM

** Case Type Categories are defined in the 2017 Virginia Judicial Workload Assessment
 Source: SCV-SQL-Information

Protective Orders	64	▲	+4.9%	+3
Support	120	▲	+46.3%	+38
Traffic	28	▲	+7.7%	+2
GRAND TOTAL	886	▲	18.4%	+138

2024 Overall GRAND TOTAL		Distribution of Caseload		Change*		Percentage (%) of Caseload				
329 	+10	Adult	143	43%	-1.4%	▼	-2	Adult	45.5%	43.5%
	3.1%	Juvenile	186	57%	6.9%	▲	+12	Juvenile	54.5%	56.5%
		GRAND TOTAL	329	100%	3.1%	▲	+10	GRAND TOTAL	100%	100%

Dispositions by Division & Code

Division	Case Type Description	Code	Summary	Change	% Change	Absolute Change
Adult	Misdemeanor	CM	41	▲	+64.0%	+16
	Other	OT	24	▼	-11.1%	-3
	Civil Support	VS	23	▼	-32.4%	-11
	Show Cause	SC	20	▼	-33.3%	-10
	Family Abuse - Protective Order	FP	10	▲	+11.1%	+1
	Violation of Protective Order	PV	10	▲	-	+10
	Capias	CA	7	▼	-36.4%	-4
	Felony	CF	5	▼	-28.6%	-2
	Motion - Protective Order	MP	1	▲	-	+1
	Non-Family Abuse Protective Order	AP	1	↔	-	-
	Restricted License for Non-Support	SL	1	▲	-	+1
	Remand Support	RS	0	▼	-100.0%	-1
	Total			143	▼	-1.4%
Juvenile	Custody Visitation	CV	109	▲	+4.8%	+5
	Misdemeanor	DM	14	▲	+55.6%	+5
	Abuse and Neglect	AN	11	▼	-31.3%	-5
	Traffic	T	11	▲	+57.1%	+4
	Status	ST	8	▲	+166.7%	+5
	Permanency Planning	PH	7	▲	+600.0%	+6
	Felony	DF	6	▲	+200.0%	+4
	Initial Foster Care	IF	5	▼	-37.5%	-3
	Show Cause	SC	4	▲	-	+4
	Terminate Parental Rights	TP	4	▲	-	+4
	Truancy	TR	3	▼	-40.0%	-2
	Child In Need of Services	CS	1	▼	-66.7%	-2
	Foster Care Review	FC	1	▼	-75.0%	-3
	Other	OT	1	▲	-	+1
	Paternity	PT	1	▼	-50.0%	-1
	Emergency Custody Order	EC	0	▼	-100.0%	-1
	Entrustment	ET	0	▼	-100.0%	-1
	Motion - Protective Order	MP	0	▼	-100.0%	-2
	Remand Custody	RC	0	▼	-100.0%	-2
	Remand Visitation	RV	0	▼	-100.0%	-2
	Temporary Detention Order	TD	0	▼	-100.0%	-1
Voluntary Continuing Services and Support Agreem	VA	0	▼	-100.0%	-1	
Total			186	▲	6.9%	+12
GRAND TOTAL			329	▲	3.1%	+10

Dispositions by Major Case Category**

Category	Summary	Change	% Change	Absolute Change
Adult Criminal	80	▲	+35.6%	+21
Child Dependency	28	▲	-9.7%	-3
Child in Need of Services/Supervision	4	▼	-50.0%	-4
Custody and Visitation	110	▼	+3.8%	+4
Delinquency	24	▲	+118.2%	+13
Juvenile Miscellaneous	8	▲	+166.7%	+5
Other	25	▲	-26.5%	-9
Protective Orders	12	▲	-	0

* Compared to same time period as previous year
 10/15/2024 1:36:19PM

** Case Type Categories are defined in the 2017 Virginia Judicial Workload Assessment
 Source: SCV-SQL-Information

CPSS - JCMS CASELOAD STATISTICS OF THE JUVENILE & DOMESTIC RELATIONS DISTRICT COURTS
 January 2024 thru September 2024 Dispositions (Compared to January 2023 thru September 2023)

Support	27	▲	-43.8%	-21
Traffic	11	▲	+57.1%	+4
GRAND TOTAL	329	▲	3.1%	+10

2024 Overall GRAND TOTAL		Distribution of Caseload		Change*		Percentage (%) of Caseload			
451 	+5	Adult	237	53%	9.7% ▲	+21	Adult	48.4%	52.5%
	1.1%	Juvenile	214	47%	-7.0% ▼	-16	Juvenile	51.6%	47.5%
GRAND TOTAL		451	100%	1.1% ▲	+5	GRAND TOTAL		100%	100%

Dispositions by Division & Code

Division	Case Type Description	Code	Summary	Change	% Change	Absolute Change
Adult	Show Cause	SC	47	▲	+4.4%	+2
	Misdemeanor	CM	44	▲	+10.0%	+4
	Other	OT	44	▲	-2.2%	-1
	Civil Support	VS	25	▼	-32.4%	-12
	Felony	CF	25	▲	+400.0%	+20
	Family Abuse - Protective Order	FP	22	▲	+29.4%	+5
	Capias	CA	14	↔		-
	Motion - Protective Order	MP	6	▲	+100.0%	+3
	Violation of Protective Order	PV	5	↔		-
	Non-Family Abuse Protective Order	AP	3	▲	-	+3
	Remand Support	RS	2	▼	-33.3%	-1
	Restricted License for Non-Support	SL	0	▼	-100.0%	-1
	Temporary Detention Order	TD	0	▼	-100.0%	-1
Total			237	▲	9.7%	+21
Juvenile	Custody Visitation	CV	118	▲	+0.9%	+1
	Misdemeanor	DM	19	▼	-50.0%	-19
	Status	ST	18	▲	+200.0%	+12
	Initial Foster Care	IF	8	▲	-	+8
	Traffic	T	7	▼	-53.3%	-8
	Felony	DF	6	▼	-45.5%	-5
	Child In Need of Services	CS	5	▲	+400.0%	+4
	Abuse and Neglect	AN	4	▼	-50.0%	-4
	Foster Care Review	FC	4	▲	-	+4
	Relief of Custody	CR	4	▲	-	+4
	Paternity	PT	3	▼	-50.0%	-3
	Remand Visitation	RV	3	▲	+200.0%	+2
	Truancy	TR	3	▲	+50.0%	+1
	Other	OT	2	▲	-	+2
	Permanency Planning	PH	2	▲	-	+2
	Remand Custody	RC	2	▲	+100.0%	+1
	Show Cause	SC	2	▼	-83.3%	-10
	Civil Violation	CI	1	▼	-66.7%	-2
	Motion - Protective Order	MP	1	▼	-80.0%	-4
	Non-Family Abuse Protective Order	AP	1	▲	-	+1
	Temporary Detention Order	TD	1	▼	-66.7%	-2
Child at Risk	RI	0	▼	-100.0%	-1	
Total			214	▼	-7.0%	-16
GRAND TOTAL			451	▲	1.1%	+5

Dispositions by Major Case Category**

Category	Summary	Change	% Change	Absolute Change
Adult Criminal	124	▲	+25.3%	+25
Child Dependency	22	▲	+144.4%	+13
Child in Need of Services/Supervision	8	▲	+166.7%	+5
Custody and Visitation	121	▼	-1.6%	-2
Delinquency	27	▼	-55.7%	-34
Juvenile Miscellaneous	18	▲	+200.0%	+12
New to Workload Study	1	▼	-66.7%	-2

* Compared to same time period as previous year
 10/15/2024 1:36:19PM

** Case Type Categories are defined in the 2017 Virginia Judicial Workload Assessment
 Source: SCV-SQL-Information

CPSS - JCMS CASELOAD STATISTICS OF THE JUVENILE & DOMESTIC RELATIONS DISTRICT COURTS
 January 2024 thru September 2024 Dispositions (Compared to January 2023 thru September 2023)

Middlesex

District: 9 FIPS: 119

Other	54	▲		0
Protective Orders	33	▲	+32.0%	+8
Support	36	▼	-25.0%	-12
Traffic	7	▼	-53.3%	-8
GRAND TOTAL	451	▲	1.1%	+5

2024 Overall GRAND TOTAL		Distribution of Caseload		Change*		Percentage (%) of Caseload		
849	-159 -15.8%	Adult	388 46%	-19.3% ▼	-93	Adult	47.7%	45.7%
2024		Juvenile	461 54%	-12.5% ▼	-66	Juvenile	52.3%	54.3%
2023		GRAND TOTAL	849 100%	-15.8% ▼	-159	GRAND TOTAL	100%	100%

Dispositions by Division & Code

Division	Case Type Description	Code	Summary	Change	% Change	Absolute Change
Adult	Civil Support	VS	91	▼	-4.2%	-4
	Misdemeanor	CM	76	▼	-34.5%	-40
	Show Cause	SC	75	▲	+82.9%	+34
	Other	OT	54	▼	-6.9%	-4
	Family Abuse - Protective Order	FP	46	▲	+12.2%	+5
	Felony	CF	27	▼	-64.5%	-49
	Capias	CA	6	▼	-82.9%	-29
	Motion - Protective Order	MP	5	▼	-44.4%	-4
	Remand Support	RS	4	↔		-
	Violation of Protective Order	PV	3	▼	-25.0%	-1
	Non-Family Abuse Protective Order	AP	1	↔		-
	Violation Family Abuse Protective Order	PS	0	▼	-100.0%	-1
		Total		388	▼	-19.3%
Juvenile	Custody Visitation	CV	288	▼	-1.4%	-4
	Misdemeanor	DM	66	▼	-25.0%	-22
	Traffic	T	36	▼	-29.4%	-15
	Felony	DF	18	▼	-28.0%	-7
	Paternity	PT	7	▲	+40.0%	+2
	Show Cause	SC	6	↔		-
	Status	ST	6	▼	-62.5%	-10
	Initial Foster Care	IF	4	▲	+300.0%	+3
	Non-Family Abuse Protective Order	AP	4	▼	-33.3%	-2
	Temporary Detention Order	TD	4	▲	+300.0%	+3
	Abuse and Neglect	AN	3	▼	-25.0%	-1
	Mental Commitment	MC	3	▲	+50.0%	+1
	Permanency Planning	PH	3	▼	-25.0%	-1
	Motion - Protective Order	MP	2	▲	-	+2
	Relief of Custody	CR	2	▲	-	+2
	Remand Custody	RC	2	▼	-60.0%	-3
	Remand Visitation	RV	2	▼	-60.0%	-3
	Child In Need of Services	CS	1	▼	-66.7%	-2
	Emergency Custody Order	EC	1	▲	-	+1
	Other	OT	1	▼	-66.7%	-2
	Terminate Parental Rights	TP	1	↔		-
	Voluntary Continuing Services and Support Agreem	VA	1	▼	-50.0%	-1
	Capias	CA	0	▼	-100.0%	-1
	Entrustment	ET	0	▼	-100.0%	-1
	Family Abuse - Protective Order	FP	0	▼	-100.0%	-1
	Foster Care Review	FC	0	▼	-100.0%	-3
	Truancy	TR	0	▼	-100.0%	-1
		Total		461	▼	-12.5%
	GRAND TOTAL		849	▼	-15.8%	-159

Dispositions by Major Case Category**

Category	Summary	Change	% Change	Absolute Change
Adult Criminal	134	▼	-44.9%	-109
Child Dependency	14	▲	-12.5%	-2
Child in Need of Services/Supervision	1	▼	-75.0%	-3
Custody and Visitation	295	▲	-0.7%	-2

* Compared to same time period as previous year
 10/15/2024 1:36:19PM

** Case Type Categories are defined in the 2017 Virginia Judicial Workload Assessment
 Source: SCV-SQL-Information

CPSS - JCMS CASELOAD STATISTICS OF THE JUVENILE & DOMESTIC RELATIONS DISTRICT COURTS
 January 2024 thru September 2024 Dispositions (Compared to January 2023 thru September 2023)

New Kent

District: 9 FIPS: 127

Delinquency	90	▼	-25.0%	-30
Juvenile Miscellaneous	6	▼	-62.5%	-10
Other	71	▲	-9.0%	-7
Protective Orders	58	▲		0
Support	144	▼	+15.2%	+19
Traffic	36	▼	-29.4%	-15
GRAND TOTAL	849	▼	-15.8%	-159

2024 Overall GRAND TOTAL		Distribution of Caseload		Change*		Percentage (%) of Caseload			
3,219 +23 0.7% 		Adult	1,840	57%	13.0% ▲	+212	Adult	50.9%	57.2%
		Juvenile	1,379	43%	-12.1% ▼	-189	Juvenile	49.1%	42.8%
		GRAND TOTAL	3,219	100%	0.7% ▲	+23	GRAND TOTAL	100%	100%

Dispositions by Division & Code

Division	Case Type Description	Code	Summary	Change	% Change	Absolute Change	
Adult	Misdemeanor	CM	435	▲	+32.6%	+107	
	Show Cause	SC	377	▲	+7.7%	+27	
	Other	OT	294	▲	-6.7%	-21	
	Civil Support	VS	204	▼	-10.9%	-25	
	Felony	CF	191	▲	+80.2%	+85	
	Capias	CA	153	▲	+53.0%	+53	
	Family Abuse - Protective Order	FP	84	▼	-6.7%	-6	
	Remand Support	RS	50	▼	-24.2%	-16	
	Motion - Protective Order	MP	28	▲	+115.4%	+15	
	Violation of Protective Order	PV	17	▼	-15.0%	-3	
	Non-Family Abuse Protective Order	AP	3	▼	-40.0%	-2	
	Bond Forfeiture	BF	2	▼	-33.3%	-1	
	Restricted License for Non-Support	SL	2	▼	-33.3%	-1	
	Total		1,840	▲	13.0%	+212	
Juvenile	Custody Visitation	CV	689	▼	-22.8%	-204	
	Misdemeanor	DM	160	▲	+33.3%	+40	
	Remand Custody	RC	83	▼	-7.8%	-7	
	Remand Visitation	RV	82	▼	-12.8%	-12	
	Show Cause	SC	69	▲	+19.0%	+11	
	Status	ST	42	▲	+44.8%	+13	
	Felony	DF	38	▲	+111.1%	+20	
	Traffic	T	35	▲	+9.4%	+3	
	Truancy	TR	33	▲	+10.0%	+3	
	Permanency Planning	PH	21	▲	+90.9%	+10	
	Terminate Parental Rights	TP	21	▲	+320.0%	+16	
	Paternity	PT	17	▼	-37.0%	-10	
	Special Immigrant Juvenile Status	SI	16	↔		-	
	Motion - Protective Order	MP	15	▼	-16.7%	-3	
	Abuse and Neglect	AN	13	▼	-70.5%	-31	
	Temporary Detention Order	TD	12	▲	+200.0%	+8	
	Foster Care Review	FC	8	▼	-50.0%	-8	
	Non-Family Abuse Protective Order	AP	7	▼	-53.3%	-8	
	Other	OT	5	↔		-	
	Civil Violation	CI	3	▼	-70.0%	-7	
	Emergency Custody Order	EC	3	▼	-25.0%	-1	
	Capias	CA	2	↔		-	
	Family Abuse - Protective Order	FP	1	↔		-	
	Initial Foster Care	IF	1	▼	-94.4%	-17	
	Juvenile Support	JS	1	▲	-	+1	
	Violation of Protective Order	PV	1	▲	-	+1	
	Voluntary Continuing Services and Support Agree	VA	1	▼	-50.0%	-1	
	Child In Need of Services	CS	0	▼	-100.0%	-2	
	Entrustment	ET	0	▼	-100.0%	-4	
		Total		1,379	▼	-12.1%	-189
		GRAND TOTAL		3,219	▲	0.7%	+23

* Compared to same time period as previous year
 10/15/2024 1:36:19PM

** Case Type Categories are defined in the 2017 Virginia Judicial Workload Assessment
 Source: SCV-SQL-Information

Dispositions by Major Case Category**

Category	Summary	Change	% Change	Absolute Change
Adult Criminal	1,108	▲	+33.2%	+276
Child Dependency	65	▲	-35.0%	-35
Child in Need of Services/Supervision	33	▼	+3.1%	+1
Custody and Visitation	706	▼	-23.3%	-214
Delinquency	270	▲	+36.4%	+72
Juvenile Miscellaneous	42	▲	+44.8%	+13
New to Workload Study	19	▼	-26.9%	-7
Other	529	▲	-8.5%	-49
Protective Orders	138	▼	-2.8%	-4
Support	274	▲	-10.7%	-33
Traffic	35	▲	+9.4%	+3
GRAND TOTAL	3,219	▲	0.7%	+23

* Compared to same time period as previous year
 10/15/2024 1:36:19PM

** Case Type Categories are defined in the 2017 Virginia Judicial Workload Assessment
 Source: SCV-SQL-Information

2024 Overall GRAND TOTAL		Distribution of Caseload		Change*		Percentage (%) of Caseload			
3,051	+563 22.6%	Adult	1,613	53%	20.6% ▲	+276	Adult	53.7%	52.9%
2024		Juvenile	1,438	47%	24.9% ▲	+287	Juvenile	46.3%	47.1%
2023		GRAND TOTAL	3,051	100%	22.6% ▲	+563	GRAND TOTAL	100%	100%

Dispositions by Division & Code

Division	Case Type Description	Code	Summary	Change	% Change	Absolute Change
Adult	Misdemeanor	CM	398	▲	+34.5%	+102
	Civil Support	VS	256	▲	+23.1%	+48
	Show Cause	SC	254	▲	+25.7%	+52
	Other	OT	221	▲	-2.6%	-6
	Felony	CF	173	▼	-1.7%	-3
	Family Abuse - Protective Order	FP	126	▲	+14.5%	+16
	Capias	CA	89	▲	+53.4%	+31
	Remand Support	RS	60	▲	+39.5%	+17
	Motion - Protective Order	MP	23	▲	+155.6%	+14
	Non-Family Abuse Protective Order	AP	11	▲	+83.3%	+5
	Restricted License for Non-Support	SL	2	↔		-
	Total		1,613	▲	20.6%	+276
Juvenile	Custody Visitation	CV	786	▲	+11.2%	+79
	Misdemeanor	DM	201	▲	+51.1%	+68
	Remand Custody	RC	79	▲	+58.0%	+29
	Remand Visitation	RV	78	▲	+59.2%	+29
	Felony	DF	62	▲	+148.0%	+37
	Traffic	T	60	▼	-16.7%	-12
	Abuse and Neglect	AN	27	▲	+200.0%	+18
	Foster Care Review	FC	19	▲	+137.5%	+11
	Other	OT	17	▲	+1,600.0%	+16
	Non-Family Abuse Protective Order	AP	14	▲	+600.0%	+12
	Truancy	TR	14	▼	-26.3%	-5
	Permanency Planning	PH	12	↔		-
	Terminate Parental Rights	TP	12	▲	+100.0%	+6
	Paternity	PT	11	▲	+22.2%	+2
	Show Cause	SC	8	▼	-11.1%	-1
	Temporary Detention Order	TD	8	▲	+166.7%	+5
	Status	ST	7	▼	-30.0%	-3
	Emergency Custody Order	EC	3	▲	-	+3
	Initial Foster Care	IF	3	▼	-25.0%	-1
	Capias	CA	2	▲	-	+2
	Child at Risk	RI	2	↔		-
	Child In Need of Services	CS	2	↔		-
	Civil Violation	CI	2	▼	-71.4%	-5
	Entrustment	ET	2	▲	-	+2
	Family Abuse - Protective Order	FP	2	▼	-66.7%	-4
	Voluntary Continuing Services and Support Agreem	VA	2	▲	-	+2
	Juvenile Support	JS	1	▲	-	+1
	Motion - Protective Order	MP	1	▲	-	+1
	Qualified Residential Treatment	QR	1	▼	-50.0%	-1
	Emancipation	EP	0	▼	-100.0%	-2
	Mental Commitment	MC	0	▼	-100.0%	-1
	Special Immigrant Juvenile Status	SI	0	▼	-100.0%	-1
		Total		1,438	▲	24.9%
	GRAND TOTAL		3,051	▲	22.6%	+563

* Compared to same time period as previous year
 10/15/2024 1:36:19PM

** Case Type Categories are defined in the 2017 Virginia Judicial Workload Assessment
 Source: SCV-SQL-Information

Dispositions by Major Case Category**

Category	Summary	Change	% Change	Absolute Change
Adult Criminal	829	▲	+19.8%	+137
Child Dependency	80	▲	+86.0%	+37
Child in Need of Services/Supervision	16	▼	-23.8%	-5
Custody and Visitation	797	▲	+11.3%	+81
Delinquency	273	▲	+63.5%	+106
Juvenile Miscellaneous	7	▼	-41.7%	-5
New to Workload Study	2	▼	-75.0%	-6
Other	466	▲	+24.6%	+92
Protective Orders	177	▲	+33.1%	+44
Support	344	▲	+37.6%	+94
Traffic	60	▼	-16.7%	-12
GRAND TOTAL	3,051	▲	22.6%	+563

* Compared to same time period as previous year
 10/15/2024 1:36:19PM

** Case Type Categories are defined in the 2017 Virginia Judicial Workload Assessment
 Source: SCV-SQL-Information

2024 Overall GRAND TOTAL		Distribution of Caseload		Change*		Percentage (%) of Caseload			
1,064	+112 11.8%	Adult	511	48%	12.3% ▲	+56	Adult	47.8%	48.0%
2024		Juvenile	553	52%	11.3% ▲	+56	Juvenile	52.2%	52.0%
		GRAND TOTAL	1,064	100%	11.8% ▲	+112	GRAND TOTAL	100%	100%

Dispositions by Division & Code

Division	Case Type Description	Code	Summary	Change	% Change	Absolute Change
Adult	Misdemeanor	CM	103	▲	+35.5%	+27
	Civil Support	VS	93	▲	+5.7%	+5
	Felony	CF	87	▲	+112.2%	+46
	Other	OT	72	▼	-25.0%	-24
	Show Cause	SC	66	▼	-15.4%	-12
	Family Abuse - Protective Order	FP	42	↔		-
	Capias	CA	28	▲	+100.0%	+14
	Motion - Protective Order	MP	12	▲	+33.3%	+3
	Non-Family Abuse Protective Order	AP	4	▼	-20.0%	-1
	Violation of Protective Order	PV	3	▲	+200.0%	+2
	Remand Support	RS	1	▼	-50.0%	-1
	Restricted License for Non-Support	SL	0	▼	-100.0%	-2
	Violation Family Abuse Protective Order	PS	0	▼	-100.0%	-1
	Total		511	▲	12.3%	+56
Juvenile	Custody Visitation	CV	286	▲	+4.8%	+13
	Misdemeanor	DM	72	▲	+80.0%	+32
	Truancy	TR	52	▲	+40.5%	+15
	Status	ST	33	▲	+3,200.0%	+32
	Traffic	T	29	▲	+52.6%	+10
	Permanency Planning	PH	12	↔		-
	Foster Care Review	FC	9	▼	-40.0%	-6
	Felony	DF	8	▼	-65.2%	-15
	Non-Family Abuse Protective Order	AP	7	▼	-12.5%	-1
	Child In Need of Services	CS	6	▼	-40.0%	-4
	Initial Foster Care	IF	6	▼	-14.3%	-1
	Abuse and Neglect	AN	5	▼	-54.5%	-6
	Paternity	PT	5	▲	+66.7%	+2
	Relief of Custody	CR	5	▲	+400.0%	+4
	Terminate Parental Rights	TP	5	↔		-
	Remand Custody	RC	4	▼	-50.0%	-4
	Remand Visitation	RV	4	▼	-50.0%	-4
	Other	OT	3	▲	-	+3
	Temporary Detention Order	TD	1	▼	-80.0%	-4
	Voluntary Continuing Services and Support Agreen	VA	1	▼	-75.0%	-3
	Motion - Protective Order	MP	0	▼	-100.0%	-5
	Show Cause	SC	0	▼	-100.0%	-1
	Special Immigrant Juvenile Status	SI	0	▼	-100.0%	-1
		Total		553	▲	11.3%
	GRAND TOTAL		1,064	▲	11.8%	+112

Dispositions by Major Case Category**

Category	Summary	Change	% Change	Absolute Change
Adult Criminal	259	▲	+51.5%	+88
Child Dependency	43	▲	-21.8%	-12
Child in Need of Services/Supervision	58	▲	+23.4%	+11
Custody and Visitation	291	▲	+5.4%	+15
Delinquency	80	▼	+25.0%	+16
Juvenile Miscellaneous	33	▲	+3,200.0%	+32

* Compared to same time period as previous year
 10/15/2024 1:36:19PM

** Case Type Categories are defined in the 2017 Virginia Judicial Workload Assessment
 Source: SCV-SQL-Information

New to Workload Study	0	▼	-100.0%	-1
Other	85	▲	-28.6%	-34
Protective Orders	65	▼	-5.8%	-4
Support	121	▼	-6.9%	-9
Traffic	29	▲	+52.6%	+10
GRAND TOTAL	1,064	▲	11.8%	+112

2024 Overall GRAND TOTAL		Distribution of Caseload		Change*		Percentage (%) of Caseload			
	705	Adult	396	56%	5.9% ▲	+22	Adult	53.4%	56.2%
		Juvenile	309	44%	-5.5% ▼	-18	Juvenile	46.6%	43.8%
		GRAND TOTAL	705	100%	0.6% ▲	+4	GRAND TOTAL	100%	100%

Dispositions by Division & Code

Division	Case Type Description	Code	Summary	Change	% Change	Absolute Change
Adult	Other	OT	93	▲	+38.8%	+26
	Misdemeanor	CM	75	▼	-14.8%	-13
	Show Cause	SC	74	▼	-10.8%	-9
	Civil Support	VS	63	▼	-1.6%	-1
	Family Abuse - Protective Order	FP	41	▲	+41.4%	+12
	Felony	CF	25	▲	+177.8%	+16
	Capias	CA	15	▼	-28.6%	-6
	Motion - Protective Order	MP	3	↔		-
	Non-Family Abuse Protective Order	AP	3	▲	+200.0%	+2
	Restricted License for Non-Support	SL	2	▲	-	+2
	Protective Order	PC	1	▼	-88.9%	-8
	Remand Support	RS	1	▲	-	+1
		Total		396	▲	5.9%
Juvenile	Custody Visitation	CV	199	▼	-4.8%	-10
	Traffic	T	38	▲	+216.7%	+26
	Misdemeanor	DM	19	▼	-54.8%	-23
	Truancy	TR	10	▼	-37.5%	-6
	Foster Care Review	FC	9	▲	+80.0%	+4
	Abuse and Neglect	AN	7	▼	-12.5%	-1
	Initial Foster Care	IF	6	▲	+200.0%	+4
	Felony	DF	5	▼	-72.2%	-13
	Paternity	PT	4	↔		-
	Show Cause	SC	4	▲	+300.0%	+3
	Temporary Detention Order	TD	3	▼	-25.0%	-1
	Civil Violation	CI	2	▲	-	+2
	Child In Need of Services	CS	1	▲	-	+1
	Other	OT	1	▲	-	+1
	Permanency Planning	PH	1	↔		-
	Motion - Protective Order	MP	0	▼	-100.0%	-1
	Remand Custody	RC	0	▼	-100.0%	-4
		Total		309	▼	-5.5%
GRAND TOTAL			705	▲	0.6%	+4

Dispositions by Major Case Category**

Category	Summary	Change	% Change	Absolute Change	
Adult Criminal	160	▲	-7.0%	-12	
Child Dependency	23	▲	+43.8%	+7	
Child in Need of Services/Supervision	15	▲	-6.3%	-1	
Custody and Visitation	203	▼	-4.7%	-10	
Delinquency	24	▼	-60.7%	-37	
New to Workload Study	2	▲	-	+2	
Other	98	▲	+30.7%	+23	
Protective Orders	47	▲	+38.2%	+13	
Support	95	▲	-6.9%	-7	
Traffic	38	▲	+216.7%	+26	
GRAND TOTAL		705	▲	0.6%	+4

* Compared to same time period as previous year
 10/15/2024 1:36:19PM

** Case Type Categories are defined in the 2017 Virginia Judicial Workload Assessment
 Source: SCV-SQL-Information

2024 Overall GRAND TOTAL		Distribution of Caseload			Change*		Percentage (%) of Caseload		
459 -66 -12.6% 		Adult	234	51%	-25.9% ▼	-82	Adult	60.2%	51.0%
		Juvenile	225	49%	7.7% ▲	+16	Juvenile	39.8%	49.0%
		GRAND TOTAL	459	100%	-12.6% ▼	-66	GRAND TOTAL	100%	100%

Dispositions by Division & Code

Division	Case Type Description	Code	Summary	Change	% Change	Absolute Change
Adult	Other	OT	55	▼	-9.8%	-6
	Civil Support	VS	50	▼	-13.8%	-8
	Family Abuse - Protective Order	FP	33	▼	-8.3%	-3
	Misdemeanor	CM	32	▼	-64.0%	-57
	Show Cause	SC	32	▼	+14.3%	+4
	Felony	CF	12	▼	-42.9%	-9
	Capias	CA	8	▼	-33.3%	-4
	Motion - Protective Order	MP	7	▲	+16.7%	+1
	Non-Family Abuse Protective Order	AP	2	▼	-60.0%	-3
	Violation Family Abuse Protective Order	PS	2	▲	-	+2
	Violation of Protective Order	PV	1	▲	-	+1
	Total		234	▼	-25.9%	-82
Juvenile	Custody Visitation	CV	139	▲	+3.0%	+4
	Misdemeanor	DM	21	↔	-	-
	Traffic	T	10	▼	-9.1%	-1
	Motion - Protective Order	MP	6	▲	-	+6
	Non-Family Abuse Protective Order	AP	6	▲	+50.0%	+2
	Truancy	TR	6	▲	+500.0%	+5
	Abuse and Neglect	AN	5	▲	+400.0%	+4
	Felony	DF	4	▼	-42.9%	-3
	Relief of Custody	CR	4	▲	-	+4
	Child In Need of Services	CS	3	▲	-	+3
	Other	OT	3	▲	+200.0%	+2
	Paternity	PT	3	▼	-57.1%	-4
	Permanency Planning	PH	3	▼	-40.0%	-2
	Temporary Detention Order	TD	3	▲	+200.0%	+2
	Foster Care Review	FC	2	▼	-77.8%	-7
	Status	ST	2	▲	-	+2
	Terminate Parental Rights	TP	2	↔	-	-
	Emergency Custody Order	EC	1	▲	-	+1
	Initial Foster Care	IF	1	↔	-	-
	Voluntary Continuing Services and Support Agree	VA	1	↔	-	-
	Emancipation	EP	0	▼	-100.0%	-1
Qualified Residential Treatment	QR	0	▼	-100.0%	-1	
	Total		225	▲	7.7%	+16
	GRAND TOTAL		459	▼	-12.6%	-66

Dispositions by Major Case Category**

Category	Summary	Change	% Change	Absolute Change
Adult Criminal	83	▲	-42.0%	-60
Child Dependency	18	▲	-10.0%	-2
Child in Need of Services/Supervision	9	▲	+800.0%	+8
Custody and Visitation	142	▼	-	0
Delinquency	25	▼	-10.7%	-3
Juvenile Miscellaneous	2	▲	+100.0%	+1
Other	62	▲	-1.6%	-1
Protective Orders	54	▲	+5.9%	+3
Support	54	▼	-16.9%	-11

* Compared to same time period as previous year
 10/15/2024 1:36:19PM

** Case Type Categories are defined in the 2017 Virginia Judicial Workload Assessment
 Source: SCV-SQL-Information

Traffic	10	▼	-9.1%	-1
GRAND TOTAL	459	▼	-12.6%	-66

2024 Overall GRAND TOTAL		Distribution of Caseload		Change*		Percentage (%) of Caseload			
385	-57 -12.9%	Adult	220 57%	-11.6%	▼	-29	Adult	56.3%	57.1%
2024		Juvenile	165 43%	-14.5%	▼	-28	Juvenile	43.7%	42.9%
2023		GRAND TOTAL	385 100%	-12.9%	▼	-57	GRAND TOTAL	100%	100%

Dispositions by Division & Code

Division	Case Type Description	Code	Summary	Change	% Change	Absolute Change
Adult	Civil Support	VS	48	▲	+4.3%	+2
	Show Cause	SC	41	▼	-25.5%	-14
	Other	OT	38	▼	-15.6%	-7
	Misdemeanor	CM	28	▼	-46.2%	-24
	Family Abuse - Protective Order	FP	25	▲	+78.6%	+11
	Capias	CA	16	▲	-15.8%	-3
	Felony	CF	11	▲	+10.0%	+1
	Motion - Protective Order	MP	6	▲	+100.0%	+3
	Non-Family Abuse Protective Order	AP	5	▲	+400.0%	+4
	Violation of Protective Order	PV	2	▼	-33.3%	-1
	Restricted License for Non-Support	SL	0	▼	-100.0%	-1
	Total		220	▼	-11.6%	-29
Juvenile	Custody Visitation	CV	106	▼	-6.2%	-7
	Misdemeanor	DM	21	▲	+320.0%	+16
	Traffic	T	8	▼	-60.0%	-12
	Motion - Protective Order	MP	6	▼	-25.0%	-2
	Abuse and Neglect	AN	4	▼	-84.6%	-22
	Non-Family Abuse Protective Order	AP	4	▲	-	+4
	Truancy	TR	4	▲	-	+4
	Family Abuse - Protective Order	FP	2	▲	-	+2
	Remand Visitation	RV	2	▲	-	+2
	Status	ST	2	▲	-	-
	Child In Need of Services	CS	1	↔	-	-
	Emergency Custody Order	EC	1	▲	-	+1
	Felony	DF	1	▲	-	+1
	Paternity	PT	1	↔	-	-
	Relief of Custody	CR	1	↔	-	-
	Temporary Detention Order	TD	1	↔	-	-
	Civil Violation	CI	0	▼	-100.0%	-1
	Foster Care Review	FC	0	▼	-100.0%	-6
	Permanency Planning	PH	0	▼	-100.0%	-4
	Show Cause	SC	0	▼	-100.0%	-3
	Voluntary Continuing Services and Support Agreem	VA	0	▼	-100.0%	-1
	Total		165	▼	-14.5%	-28
GRAND TOTAL			385	▼	-12.9%	-57

Dispositions by Major Case Category**

Category	Summary	Change	% Change	Absolute Change
Adult Criminal	76	▼	-38.2%	-47
Child Dependency	5	▼	-86.8%	-33
Child in Need of Services/Supervision	5	▲	+400.0%	+4
Custody and Visitation	107	▼	-6.1%	-7
Delinquency	22	▲	+175.0%	+14
Juvenile Miscellaneous	2	▲	-	0
New to Workload Study	0	▼	-100.0%	-1
Other	42	▲	-8.7%	-4
Protective Orders	48	▲	+84.6%	+22
Support	70	▲	+11.1%	+7

* Compared to same time period as previous year
 10/15/2024 1:36:19PM

** Case Type Categories are defined in the 2017 Virginia Judicial Workload Assessment
 Source: SCV-SQL-Information

CPSS - JCMS CASELOAD STATISTICS OF THE JUVENILE & DOMESTIC RELATIONS DISTRICT COURTS
January 2024 thru September 2024 Dispositions (Compared to January 2023 thru September 2023)

Cumberland
District: 10 FIPS: 049

Traffic		8	▼	-60.0%	-12
	GRAND TOTAL	385	▼	-12.9%	-57

2024 Overall GRAND TOTAL		Distribution of Caseload			Change*		Percentage (%) of Caseload		
1,521	-144 -8.6%	Adult	883	58%	-14.4% ▼	-149	Adult	62.0%	58.1%
2024		Juvenile	638	42%	0.8% ▲	+5	Juvenile	38.0%	41.9%
2023		GRAND TOTAL	1,521	100%	-8.6% ▼	-144	GRAND TOTAL	100%	100%

Dispositions by Division & Code

Division	Case Type Description	Code	Summary	Change	% Change	Absolute Change	
Adult	Misdemeanor	CM	223	▼	-7.5%	-18	
	Civil Support	VS	189	▼	-13.3%	-29	
	Show Cause	SC	144	▼	-36.3%	-82	
	Other	OT	141	▼	-11.3%	-18	
	Family Abuse - Protective Order	FP	75	▲	+7.1%	+5	
	Felony	CF	52	▼	-5.5%	-3	
	Capias	CA	40	▼	-13.0%	-6	
	Non-Family Abuse Protective Order	AP	4	↔		-	
	Remand Support	RS	4	▲	+33.3%	+1	
	Violation of Protective Order	PV	4	▲	+100.0%	+2	
	Violation Family Abuse Protective Order	PS	3	▲	-	+3	
	Motion - Protective Order	MP	2	↔		-	
	Restricted License for Non-Support	SL	2	↔		-	
	Criminal Support	CS	0	▼	-100.0%	-4	
	Total		883	▼	-14.4%	-149	
Juvenile	Custody Visitation	CV	369	▲	+6.0%	+21	
	Misdemeanor	DM	83	▲	+1.2%	+1	
	Traffic	T	36	▼	-7.7%	-3	
	Felony	DF	29	▼	-9.4%	-3	
	Paternity	PT	26	▼	-23.5%	-8	
	Motion - Protective Order	MP	15	▲	+25.0%	+3	
	Voluntary Continuing Services and Support Agreen	VA	10	▲	+11.1%	+1	
	Truancy	TR	8	▲	+100.0%	+4	
	Civil Violation	CI	6	▲	+100.0%	+3	
	Temporary Detention Order	TD	6	↔		-	
	Terminate Parental Rights	TP	6	▲	+100.0%	+3	
	Non-Family Abuse Protective Order	AP	5	▼	-16.7%	-1	
	Permanency Planning	PH	5	▼	-37.5%	-3	
	Remand Custody	RC	5	▼	-28.6%	-2	
	Remand Visitation	RV	5	▲	+66.7%	+2	
	Child In Need of Services	CS	4	▲	+300.0%	+3	
	Emergency Custody Order	EC	4	▲	+100.0%	+2	
	Other	OT	4	↔		-	
	Capias	CA	3	▲	+200.0%	+2	
	Relief of Custody	CR	3	↔		-	
	Foster Care Review	FC	2	▼	-77.8%	-7	
	Abuse and Neglect	AN	1	▼	-83.3%	-5	
	Family Abuse - Protective Order	FP	1	▲	-	+1	
	Initial Foster Care	IF	1	▲	-	+1	
	Qualified Residential Treatment	QR	1	↔		-	
	Child at Risk	RI	0	▼	-100.0%	-1	
	Show Cause	SC	0	▼	-100.0%	-2	
	Status	ST	0	▼	-100.0%	-7	
		Total		638	▲	0.8%	+5
	GRAND TOTAL			1,521	▼	-8.6%	-144

* Compared to same time period as previous year
 10/15/2024 1:36:19PM

** Case Type Categories are defined in the 2017 Virginia Judicial Workload Assessment
 Source: SCV-SQL-Information

Dispositions by Major Case Category**

Category	Summary	Change	% Change	Absolute Change
Adult Criminal	417	▲	-12.6%	-60
Child Dependency	29	▲	-27.5%	-11
Child in Need of Services/Supervision	12	▲	+140.0%	+7
Custody and Visitation	395	▼	+3.4%	+13
Delinquency	115	▲	-1.7%	-2
Juvenile Miscellaneous	0	▼	-100.0%	-7
New to Workload Study	6	▲	+100.0%	+3
Other	169	▲	-8.2%	-15
Protective Orders	102	▲	+8.5%	+8
Support	240	▼	-24.3%	-77
Traffic	36	▼	-7.7%	-3
GRAND TOTAL	1,521	▼	-8.6%	-144

* Compared to same time period as previous year
 10/15/2024 1:36:19PM

** Case Type Categories are defined in the 2017 Virginia Judicial Workload Assessment
 Source: SCV-SQL-Information

2024 Overall GRAND TOTAL		Distribution of Caseload		Change*		Percentage (%) of Caseload		
581	-6 -1.0%	Adult	286 49%	-11.7% ▼	-38	Adult	55.2%	49.2%
2024		Juvenile	295 51%	12.2% ▲	+32	Juvenile	44.8%	50.8%
2023		GRAND TOTAL	581 100%	-1.0% ▼	-6	GRAND TOTAL	100%	100%

Dispositions by Division & Code

Division	Case Type Description	Code	Summary	Change	% Change	Absolute Change
Adult	Civil Support	VS	74	▼	-18.7%	-17
	Misdemeanor	CM	67	▲	+17.5%	+10
	Other	OT	44	▼	-12.0%	-6
	Show Cause	SC	39	▼	-42.6%	-29
	Family Abuse - Protective Order	FP	30	▲	+15.4%	+4
	Felony	CF	14	▲	+27.3%	+3
	Capias	CA	8	▼	-50.0%	-8
	Violation of Protective Order	PV	5	▲	-	+5
	Motion - Protective Order	MP	3	↔	-	-
	Non-Family Abuse Protective Order	AP	2	↔	-	-
	Total		286	▼	-11.7%	-38
Juvenile	Custody Visitation	CV	161	▲	+4.5%	+7
	Misdemeanor	DM	50	▲	+78.6%	+22
	Felony	DF	12	▼	-40.0%	-8
	Status	ST	11	▲	+266.7%	+8
	Traffic	T	9	▲	+28.6%	+2
	Abuse and Neglect	AN	7	▼	-12.5%	-1
	Permanency Planning	PH	6	▲	-	+6
	Truancy	TR	6	▼	-50.0%	-6
	Entrustment	ET	5	▲	+400.0%	+4
	Paternity	PT	5	↔	-	-
	Child In Need of Services	CS	4	▼	-20.0%	-1
	Non-Family Abuse Protective Order	AP	4	▲	+33.3%	+1
	Civil Violation	CI	3	▲	-	+3
	Terminate Parental Rights	TP	3	▲	-	+3
	Show Cause	SC	2	▲	-	+2
	Temporary Detention Order	TD	2	↔	-	-
	Capias	CA	1	▲	-	+1
	Family Abuse - Protective Order	FP	1	▲	-	+1
	Foster Care Review	FC	1	▼	-80.0%	-4
	Initial Foster Care	IF	1	▼	-75.0%	-3
Voluntary Continuing Services and Support Agree	VA	1	↔	-	-	
Other	OT	0	▼	-100.0%	-3	
Relief of Custody	CR	0	▼	-100.0%	-2	
	Total		295	▲	12.2%	+32
GRAND TOTAL			581	▼	-1.0%	-6

Dispositions by Major Case Category**

Category	Summary	Change	% Change	Absolute Change
Adult Criminal	124	▲	-6.8%	-9
Child Dependency	24	▲	+14.3%	+3
Child in Need of Services/Supervision	10	▼	-41.2%	-7
Custody and Visitation	166	▲	+4.4%	+7
Delinquency	65	▲	+35.4%	+17
Juvenile Miscellaneous	11	▲	+266.7%	+8
New to Workload Study	3	▲	-	+3
Other	46	▼	-16.4%	-9
Protective Orders	40	▲	+17.6%	+6

* Compared to same time period as previous year
 10/15/2024 1:36:19PM

** Case Type Categories are defined in the 2017 Virginia Judicial Workload Assessment
 Source: SCV-SQL-Information

CPSS - JCMS CASELOAD STATISTICS OF THE JUVENILE & DOMESTIC RELATIONS DISTRICT COURTS
January 2024 thru September 2024 Dispositions (Compared to January 2023 thru September 2023)

Lunenburg

District: 10 FIPS: 111

Support	83	▼	-24.5%	-27
Traffic	9	▲	+28.6%	+2
GRAND TOTAL	581	▼	-1.0%	-6

2024 Overall GRAND TOTAL		Distribution of Caseload			Change*		Percentage (%) of Caseload			
1,452	-217 -13.0%	Adult	727	50%	-10.6%	▼	-86	Adult	48.7%	50.1%
2024		Juvenile	725	50%	-15.3%	▼	-131	Juvenile	51.3%	49.9%
2023		GRAND TOTAL	1,452	100%	-13.0%	▼	-217	GRAND TOTAL	100%	100%

Dispositions by Division & Code

Division	Case Type Description	Code	Summary	Change	% Change	Absolute Change	
Adult	Civil Support	VS	168	▼	-15.2%	-30	
	Show Cause	SC	138	▼	-6.1%	-9	
	Misdemeanor	CM	133	▼	-13.1%	-20	
	Other	OT	105	▲	-16.7%	-21	
	Family Abuse - Protective Order	FP	69	▲	+3.0%	+2	
	Felony	CF	55	▲	+5.8%	+3	
	Capias	CA	27	▼	-18.2%	-6	
	Motion - Protective Order	MP	11	▼	-15.4%	-2	
	Remand Support	RS	7	↔		-	
	Non-Family Abuse Protective Order	AP	6	▲	+100.0%	+3	
	Protective Order	PC	3	▲	-	+3	
	Violation of Protective Order	PV	3	▼	-66.7%	-6	
	Restricted License for Non-Support	SL	1	▼	-50.0%	-1	
	Violation Family Abuse Protective Order	PS	1	▲	-	+1	
	Bond Forfeiture	BF	0	▼	-100.0%	-2	
Criminal Support	CS	0	▼	-100.0%	-1		
	Total		727	▼	-10.6%	-86	
Juvenile	Custody Visitation	CV	360	▼	-17.1%	-74	
	Misdemeanor	DM	100	▲	+8.7%	+8	
	Traffic	T	55	▲	+19.6%	+9	
	Motion - Protective Order	MP	54	▼	-21.7%	-15	
	Paternity	PT	42	▲	+10.5%	+4	
	Abuse and Neglect	AN	18	▲	+28.6%	+4	
	Felony	DF	12	▼	-74.5%	-35	
	Permanency Planning	PH	11	▲	+10.0%	+1	
	Remand Custody	RC	11	▼	-8.3%	-1	
	Remand Visitation	RV	11	↔		-	
	Child In Need of Services	CS	9	▼	-25.0%	-3	
	Foster Care Review	FC	8	▼	-11.1%	-1	
	Terminate Parental Rights	TP	8	▲	+14.3%	+1	
	Truancy	TR	7	▲	+133.3%	+4	
	Initial Foster Care	IF	6	▼	-50.0%	-6	
	Status	ST	4	▼	-77.8%	-14	
	Emergency Custody Order	EC	3	▲	-	+3	
	Temporary Detention Order	TD	2	▼	-33.3%	-1	
	Civil Violation	CI	1	▲	-	+1	
	Entrustment	ET	1	▼	-66.7%	-2	
	Non-Family Abuse Protective Order	AP	1	▼	-80.0%	-4	
	Voluntary Continuing Services and Support Agreem	VA	1	↔		-	
	Child at Risk	RI	0	▼	-100.0%	-1	
	Other	OT	0	▼	-100.0%	-1	
	Qualified Residential Treatment	QR	0	▼	-100.0%	-1	
	Relief of Custody	CR	0	▼	-100.0%	-7	
		Total		725	▼	-15.3%	-131
	GRAND TOTAL			1,452	▼	-13.0%	-217

* Compared to same time period as previous year
 10/15/2024 1:36:19PM

** Case Type Categories are defined in the 2017 Virginia Judicial Workload Assessment
 Source: SCV-SQL-Information

Dispositions by Major Case Category**

Category	Summary	Change	% Change	Absolute Change
Adult Criminal	308	▲	-8.3%	-28
Child Dependency	53	▼	-18.5%	-12
Child in Need of Services/Supervision	16	▲	+6.7%	+1
Custody and Visitation	402	▼	-14.8%	-70
Delinquency	112	▼	-19.4%	-27
Juvenile Miscellaneous	4	▼	-77.8%	-14
New to Workload Study	1	▲	-	+1
Other	139	▲	-13.1%	-21
Protective Orders	141	▼	-10.2%	-16
Support	221	▼	-15.3%	-40
Traffic	55	▲	+19.6%	+9
GRAND TOTAL	1,452	▼	-13.0%	-217

* Compared to same time period as previous year
 10/15/2024 1:36:19PM

** Case Type Categories are defined in the 2017 Virginia Judicial Workload Assessment
 Source: SCV-SQL-Information

2024 Overall GRAND TOTAL		Distribution of Caseload		Change*		Percentage (%) of Caseload			
803	-126 -13.6%	Adult	414	52%	-25.3% ▼	-140	Adult	59.6%	51.6%
2024		Juvenile	389	48%	3.7% ▲	+14	Juvenile	40.4%	48.4%
2023		GRAND TOTAL	803	100%	-13.6% ▼	-126	GRAND TOTAL	100%	100%

Dispositions by Division & Code

Division	Case Type Description	Code	Summary	Change	% Change	Absolute Change
Adult	Civil Support	VS	108	▼	-23.9%	-34
	Other	OT	74	▼	-20.4%	-19
	Show Cause	SC	74	▼	-45.6%	-62
	Misdemeanor	CM	67	▼	-31.6%	-31
	Family Abuse - Protective Order	FP	33	▲	+3.1%	+1
	Capias	CA	24	▼	-	-
	Felony	CF	21	▲	+23.5%	+4
	Motion - Protective Order	MP	8	▲	+100.0%	+4
	Non-Family Abuse Protective Order	AP	4	▼	-50.0%	-4
	Protective Order	PC	1	▲	-	+1
	Total		414	▼	-25.3%	-140
Juvenile	Custody Visitation	CV	267	▲	+1.5%	+4
	Misdemeanor	DM	31	▲	+40.9%	+9
	Traffic	T	26	▼	-35.0%	-14
	Paternity	PT	11	▲	+175.0%	+7
	Felony	DF	10	▼	-47.4%	-9
	Child In Need of Services	CS	9	▲	+200.0%	+6
	Motion - Protective Order	MP	6	▲	+500.0%	+5
	Temporary Detention Order	TD	6	▲	+50.0%	+2
	Abuse and Neglect	AN	5	▼	-50.0%	-5
	Capias	CA	3	▲	+200.0%	+2
	Truancy	TR	3	↔	-	-
	Emergency Custody Order	EC	2	▲	+100.0%	+1
	Non-Family Abuse Protective Order	AP	2	▲	+100.0%	+1
	Remand Custody	RC	2	▲	-	+2
	Civil Violation	CI	1	▲	-	+1
	Foster Care Review	FC	1	↔	-	-
	Permanency Planning	PH	1	▲	-	+1
	Remand Visitation	RV	1	▲	-	+1
	Show Cause	SC	1	▼	-50.0%	-1
	Status	ST	1	▲	-	+1
	Total		389	▲	3.7%	+14
	GRAND TOTAL		803	▼	-13.6%	-126

Dispositions by Major Case Category**

Category	Summary	Change	% Change	Absolute Change
Adult Criminal	150	▲	-26.5%	-54
Child Dependency	7	▲	-36.4%	-4
Child in Need of Services/Supervision	12	▲	+71.4%	+5
Custody and Visitation	278	▲	+4.1%	+11
Delinquency	45	▲	+4.7%	+2
Juvenile Miscellaneous	1	▲	-	+1
New to Workload Study	1	▲	-	+1
Other	85	▲	-13.3%	-13
Protective Orders	53	▲	+15.2%	+7
Support	145	▼	-31.9%	-68
Traffic	26	▼	-35.0%	-14

* Compared to same time period as previous year
 10/15/2024 1:36:19PM

** Case Type Categories are defined in the 2017 Virginia Judicial Workload Assessment
 Source: SCV-SQL-Information

GRAND TOTAL

803



-13.6%

-126

2024 Overall GRAND TOTAL		Distribution of Caseload			Change*		Percentage (%) of Caseload		
631 +60 10.5% 		Adult	368	58%	35.8% ▲	+97	Adult	47.5%	58.3%
		Juvenile	263	42%	-12.3% ▼	-37	Juvenile	52.5%	41.7%
		GRAND TOTAL	631	100%	10.5% ▲	+60	GRAND TOTAL	100%	100%

Dispositions by Division & Code

Division	Case Type Description	Code	Summary	Change	% Change	Absolute Change
Adult	Misdemeanor	CM	93	▲	+102.2%	+47
	Civil Support	VS	70	▲	+20.7%	+12
	Other	OT	65	▲	+32.7%	+16
	Show Cause	SC	60	▼	+7.1%	+4
	Felony	CF	29	▲	+314.3%	+22
	Capias	CA	20	▼	-25.9%	-7
	Family Abuse - Protective Order	FP	20	▲	+11.1%	+2
	Motion - Protective Order	MP	4	▲	+33.3%	+1
	Remand Support	RS	4	▲	+33.3%	+1
	Non-Family Abuse Protective Order	AP	3	▲	+50.0%	+1
	Protective Order	PC	0	▼	-100.0%	-1
	Restricted License for Non-Support	SL	0	▼	-100.0%	-1
		Total		368	▲	35.8%
Juvenile	Custody Visitation	CV	151	▼	-18.4%	-34
	Show Cause	SC	45	▲	+60.7%	+17
	Truancy	TR	19	▲	+111.1%	+10
	Misdemeanor	DM	16	↔	-	-
	Remand Custody	RC	8	▼	-20.0%	-2
	Traffic	T	5	▼	-64.3%	-9
	Terminate Parental Rights	TP	4	▲	-	+4
	Felony	DF	2	▼	-66.7%	-4
	Non-Family Abuse Protective Order	AP	2	↔	-	-
	Special Immigrant Juvenile Status	SI	2	▲	-	+2
	Temporary Detention Order	TD	2	▲	+100.0%	+1
	Child In Need of Services	CS	1	▼	-50.0%	-1
	Emergency Custody Order	EC	1	▲	-	+1
	Foster Care Review	FC	1	↔	-	-
	Initial Foster Care	IF	1	▲	-	+1
	Paternity	PT	1	▼	-80.0%	-4
	Permanency Planning	PH	1	▼	-87.5%	-7
	Voluntary Continuing Services and Support Agree	VA	1	▼	-50.0%	-1
	Capias	CA	0	▼	-100.0%	-1
	Motion - Protective Order	MP	0	▼	-100.0%	-3
	Other	OT	0	▼	-100.0%	-2
	Qualified Residential Treatment	QR	0	▼	-100.0%	-4
	Relief of Custody	CR	0	▼	-100.0%	-1
	Total		263	▼	-12.3%	-37
	GRAND TOTAL		631	▲	10.5%	+60

Dispositions by Major Case Category**

Category	Summary	Change	% Change	Absolute Change
Adult Criminal	192	▲	+68.4%	+78
Child Dependency	8	▲	-50.0%	-8
Child in Need of Services/Supervision	20	▲	+81.8%	+9
Custody and Visitation	152	▼	-20.0%	-38
Delinquency	63	▼	+23.5%	+12
New to Workload Study	2	▲	-	+2
Other	80	▲	+23.1%	+15

* Compared to same time period as previous year
 10/15/2024 1:36:19PM

** Case Type Categories are defined in the 2017 Virginia Judicial Workload Assessment
 Source: SCV-SQL-Information

CPSS - JCMS CASELOAD STATISTICS OF THE JUVENILE & DOMESTIC RELATIONS DISTRICT COURTS
 January 2024 thru September 2024 Dispositions (Compared to January 2023 thru September 2023)

Protective Orders	29	▼	+3.6%	+1
Support	80	▼	-2.4%	-2
Traffic	5	▼	-64.3%	-9
GRAND TOTAL	631	▲	10.5%	+60

* Compared to same time period as previous year
 10/15/2024 1:36:19PM

** Case Type Categories are defined in the 2017 Virginia Judicial Workload Assessment
 Source: SCV-SQL-Information

2024 Overall GRAND TOTAL		Distribution of Caseload		Change*		Percentage (%) of Caseload			
1,525	+118 8.4%	Adult	816	54%	5.6% ▲	+43	Adult	54.9%	53.5%
2024		Juvenile	709	46%	11.8% ▲	+75	Juvenile	45.1%	46.5%
2023		GRAND TOTAL	1,525	100%	8.4% ▲	+118	GRAND TOTAL	100%	100%

Dispositions by Division & Code

Division	Case Type Description	Code	Summary	Change	% Change	Absolute Change
Adult	Misdemeanor	CM	182	▼	-12.9%	-27
	Other	OT	156	▼	-3.7%	-6
	Civil Support	VS	152	▲	+4.8%	+7
	Show Cause	SC	122	▲	+28.4%	+27
	Felony	CF	82	▲	+60.8%	+31
	Capias	CA	62	▲	+100.0%	+31
	Family Abuse - Protective Order	FP	49	▼	-15.5%	-9
	Motion - Protective Order	MP	5	▼	-54.5%	-6
	Non-Family Abuse Protective Order	AP	5	▼	-50.0%	-5
	Criminal Support	CS	1	▲	-	+1
	Restricted License for Non-Support	SL	0	▼	-100.0%	-1
		Total		816	▲	5.6%
Juvenile	Custody Visitation	CV	437	▲	+4.5%	+19
	Misdemeanor	DM	75	▲	+56.3%	+27
	Traffic	T	53	▼	-5.4%	-3
	Felony	DF	31	▲	+14.8%	+4
	Abuse and Neglect	AN	26	▲	+420.0%	+21
	Foster Care Review	FC	15	▲	+36.4%	+4
	Initial Foster Care	IF	12	▲	+300.0%	+9
	Paternity	PT	9	▼	-18.2%	-2
	Permanency Planning	PH	9	▼	-52.6%	-10
	Terminate Parental Rights	TP	9	▼	-18.2%	-2
	Temporary Detention Order	TD	6	▲	+50.0%	+2
	Emergency Custody Order	EC	5	▲	+400.0%	+4
	Capias	CA	4	▲	+100.0%	+2
	Child In Need of Services	CS	4	▲	+33.3%	+1
	Other	OT	4	▲	-	+4
	Show Cause	SC	4	▼	-50.0%	-4
	Non-Family Abuse Protective Order	AP	2	▲	+100.0%	+1
	Civil Violation	CI	1	▲	-	+1
	Relief of Custody	CR	1	↔	-	-
	Truancy	TR	1	▼	-75.0%	-3
	Voluntary Continuing Services and Support Agreem	VA	1	▲	-	+1
	Emancipation	EP	0	▼	-100.0%	-1
		Total		709	▲	11.8%
GRAND TOTAL			1,525	▲	8.4%	+118

Dispositions by Major Case Category**

Category	Summary	Change	% Change	Absolute Change
Adult Criminal	382	▲	+11.0%	+38
Child Dependency	73	▲	+46.0%	+23
Child in Need of Services/Supervision	5	▼	-28.6%	-2
Custody and Visitation	446	▼	+4.0%	+17
Delinquency	114	▲	+34.1%	+29
Juvenile Miscellaneous	0	▼	-100.0%	-1
New to Workload Study	1	▲	-	+1
Other	171	▲	+2.4%	+4
Protective Orders	61	▼	-23.8%	-19

* Compared to same time period as previous year
 10/15/2024 1:36:19PM

** Case Type Categories are defined in the 2017 Virginia Judicial Workload Assessment
 Source: SCV-SQL-Information

CPSS - JCMS CASELOAD STATISTICS OF THE JUVENILE & DOMESTIC RELATIONS DISTRICT COURTS
 January 2024 thru September 2024 Dispositions (Compared to January 2023 thru September 2023)

Support	219	▲	+16.5%	+31
Traffic	53	▼	-5.4%	-3
GRAND TOTAL	1,525	▲	8.4%	+118

2024 Overall GRAND TOTAL		Distribution of Caseload		Change*		Percentage (%) of Caseload		
637	-125 -16.4%	Adult	357 56%	-7.0% ▼	-27	Adult	50.4%	56.0%
2024		Juvenile	280 44%	-25.9% ▼	-98	Juvenile	49.6%	44.0%
2023		GRAND TOTAL	637 100%	-16.4% ▼	-125	GRAND TOTAL	100%	100%

Dispositions by Division & Code

Division	Case Type Description	Code	Summary	Change	% Change	Absolute Change
Adult	Other	OT	78	▼	-2.5%	-2
	Show Cause	SC	72	▲	+16.1%	+10
	Misdemeanor	CM	66	▼	-14.3%	-11
	Civil Support	VS	58	▼	-29.3%	-24
	Capias	CA	34	▲	+25.9%	+7
	Felony	CF	20	↔		-
	Family Abuse - Protective Order	FP	14	▼	-46.2%	-12
	Motion - Protective Order	MP	6	▲	+50.0%	+2
	Violation of Protective Order	PV	3	▼	-40.0%	-2
	Non-Family Abuse Protective Order	AP	2	▲	+100.0%	+1
	Remand Support	RS	2	▲		+2
	Emergency Substantial Risk Order	SR	1	▲		+1
Protective Order	PC	1	▲		+1	
	Total		357	▼	-7.0%	-27
Juvenile	Custody Visitation	CV	146	▼	-30.5%	-64
	Misdemeanor	DM	27	▼	-38.6%	-17
	Show Cause	SC	23	▲	+9.5%	+2
	Truancy	TR	18	▲	+50.0%	+6
	Abuse and Neglect	AN	16	▲	+128.6%	+9
	Traffic	T	13	▼	-40.9%	-9
	Felony	DF	8	▼	-42.9%	-6
	Motion - Protective Order	MP	5	▲	+400.0%	+4
	Civil Violation	CI	4	▲		+4
	Status	ST	4	▲	+300.0%	+3
	Paternity	PT	3	▼	-70.0%	-7
	Voluntary Continuing Services and Support Agree	VA	3	▼	-50.0%	-3
	Child In Need of Services	CS	2	▼	-33.3%	-1
	Temporary Detention Order	TD	2	▲	+100.0%	+1
	Initial Foster Care	IF	1	↔		-
	Non-Family Abuse Protective Order	AP	1	▼	-66.7%	-2
	Other	OT	1	▼	-85.7%	-6
	Remand Custody	RC	1	▼	-50.0%	-1
	Remand Visitation	RV	1	▲		+1
	Terminate Parental Rights	TP	1	▲		+1
	Foster Care Review	FC	0	▼	-100.0%	-4
	Permanency Planning	PH	0	▼	-100.0%	-8
Qualified Residential Treatment	QR	0	▼	-100.0%	-1	
	Total		280	▼	-25.9%	-98
	GRAND TOTAL		637	▼	-16.4%	-125

Dispositions by Major Case Category**

Category	Summary	Change	% Change	Absolute Change
Adult Criminal	159	▲	+3.2%	+5
Child Dependency	21	▲	-22.2%	-6
Child in Need of Services/Supervision	20	▲	+33.3%	+5
Custody and Visitation	149	▼	-32.3%	-71
Delinquency	58	▼	-26.6%	-21
Juvenile Miscellaneous	4	▲	+300.0%	+3

* Compared to same time period as previous year
 10/15/2024 1:36:19PM

** Case Type Categories are defined in the 2017 Virginia Judicial Workload Assessment
 Source: SCV-SQL-Information

New to Workload Study	5	▲	-	+5
Other	85	▲	-5.6%	-5
Protective Orders	28	▲	-20.0%	-7
Support	95	▼	-20.2%	-24
Traffic	13	▼	-40.9%	-9
GRAND TOTAL	637	▼	-16.4%	-125

2024 Overall GRAND TOTAL		Distribution of Caseload		Change*		Percentage (%) of Caseload			
2,565 	+82 3.3%	Adult	1,741	68%	7.5% ▲	+122	Adult	65.2%	67.9%
		Juvenile	824	32%	-4.6% ▼	-40	Juvenile	34.8%	32.1%
		GRAND TOTAL	2,565	100%	3.3% ▲	+82	GRAND TOTAL	100%	100%

Dispositions by Division & Code

Division	Case Type Description	Code	Summary	Change	% Change	Absolute Change	
Adult	Misdemeanor	CM	474	▲	+9.5%	+41	
	Other	OT	422	▲	+13.1%	+49	
	Civil Support	VS	274	▲	+42.7%	+82	
	Show Cause	SC	191	▼	-14.3%	-32	
	Capias	CA	164	▼	-2.4%	-4	
	Felony	CF	102	▼	-15.0%	-18	
	Family Abuse - Protective Order	FP	91	▲	+12.3%	+10	
	Motion - Protective Order	MP	9	▼	-25.0%	-3	
	Violation of Protective Order	PV	7	↔		-	
	Bond Forfeiture	BF	3	▼	-50.0%	-3	
	Protective Order	PC	2	▲		+2	
	Non-Family Abuse Protective Order	AP	1	↔		-	
	Restricted License for Non-Support	SL	1	▼	-50.0%	-1	
	Remand Support	RS	0	▼	-100.0%	-1	
	Total		1,741	▲	7.5%	+122	
Juvenile	Custody Visitation	CV	454	▼	-4.2%	-20	
	Mental Commitment	MC	87	▼	-26.3%	-31	
	Misdemeanor	DM	78	▲	+39.3%	+22	
	Felony	DF	50	▲	+108.3%	+26	
	Permanency Planning	PH	22	▲	+450.0%	+18	
	Show Cause	SC	19	▲	+58.3%	+7	
	Truancy	TR	18	▲	+125.0%	+10	
	Traffic	T	17	▼	-50.0%	-17	
	Paternity	PT	16	▼	-27.3%	-6	
	Temporary Detention Order	TD	10	▲	+42.9%	+3	
	Abuse and Neglect	AN	8	▼	-69.2%	-18	
	Emergency Custody Order	EC	8	▲	+166.7%	+5	
	Initial Foster Care	IF	6	▼	-62.5%	-10	
	Status	ST	6	▲	+100.0%	+3	
	Foster Care Review	FC	4	▼	-75.0%	-12	
	Other	OT	4	▲	+100.0%	+2	
	Special Immigrant Juvenile Status	SI	4	▼	-33.3%	-2	
	Terminate Parental Rights	TP	4	↔		-	
	Child In Need of Services	CS	3	▼	-25.0%	-1	
	Voluntary Continuing Services and Support Agreem	VA	2	▲		+2	
	Civil Violation	CI	1	▲		+1	
	Emancipation	EP	1	▲		+1	
	Family Abuse - Protective Order	FP	1	▼	-50.0%	-1	
	Non-Family Abuse Protective Order	AP	1	▼	-92.9%	-13	
	Qualified Residential Treatment	QR	0	▼	-100.0%	-1	
	Relief of Custody	CR	0	▼	-100.0%	-2	
	Remand Custody	RC	0	▼	-100.0%	-4	
	Remand Visitation	RV	0	▼	-100.0%	-2	
		Total		824	▼	-4.6%	-40
	GRAND TOTAL			2,565	▲	3.3%	+82

* Compared to same time period as previous year
 10/15/2024 1:36:19PM

** Case Type Categories are defined in the 2017 Virginia Judicial Workload Assessment
 Source: SCV-SQL-Information

Dispositions by Major Case Category**

Category	Summary	Change	% Change	Absolute Change
Adult Criminal	796	▲	+1.5%	+12
Child Dependency	46	▲	-33.3%	-23
Child in Need of Services/Supervision	23	▲	+91.7%	+11
Custody and Visitation	470	▼	-5.2%	-26
Delinquency	145	▲	+57.6%	+53
Juvenile Miscellaneous	7	▲	+133.3%	+4
New to Workload Study	5	▲	-16.7%	-1
Other	531	▲	+4.1%	+21
Protective Orders	103	▼	-6.4%	-7
Support	422	▼	+15.0%	+55
Traffic	17	▼	-50.0%	-17
GRAND TOTAL	2,565	▲	3.3%	+82

* Compared to same time period as previous year
 10/15/2024 1:36:19PM

** Case Type Categories are defined in the 2017 Virginia Judicial Workload Assessment
 Source: SCV-SQL-Information

2024 Overall GRAND TOTAL		Distribution of Caseload		Change*		Percentage (%) of Caseload		
870	+135 18.4%	Adult	500 57%	22.0% ▲	+90	Adult	55.8%	57.5%
2024		Juvenile	370 43%	13.8% ▲	+45	Juvenile	44.2%	42.5%
2023		GRAND TOTAL	870 100%	18.4% ▲	+135	GRAND TOTAL	100%	100%

Dispositions by Division & Code

Division	Case Type Description	Code	Summary	Change	% Change	Absolute Change
Adult	Show Cause	SC	112	▲	+20.4%	+19
	Civil Support	VS	103	▲	+30.4%	+24
	Misdemeanor	CM	99	▲	+28.6%	+22
	Other	OT	68	▲	+9.7%	+6
	Family Abuse - Protective Order	FP	37	▲	+27.6%	+8
	Felony	CF	33	▲	+65.0%	+13
	Capias	CA	29	▲	+11.5%	+3
	Remand Support	RS	8	▼	-33.3%	-4
	Motion - Protective Order	MP	6	↔		-
	Non-Family Abuse Protective Order	AP	3	▼	-40.0%	-2
	Violation Family Abuse Protective Order	PS	1	▲	-	+1
	Violation of Protective Order	PV	1	↔		-
	Total		500	▲	22.0%	+90
Juvenile	Custody Visitation	CV	255	▲	+50.0%	+85
	Misdemeanor	DM	25	▲	+13.6%	+3
	Traffic	T	17	▼	-26.1%	-6
	Felony	DF	13	▲	+225.0%	+9
	Show Cause	SC	12	▼	-68.4%	-26
	Child In Need of Services	CS	8	↔		-
	Remand Custody	RC	5	▼	-50.0%	-5
	Remand Visitation	RV	5	▼	-50.0%	-5
	Truancy	TR	5	▼	-54.5%	-6
	Abuse and Neglect	AN	4	▼	-50.0%	-4
	Other	OT	4	▲	+300.0%	+3
	Permanency Planning	PH	4	▲	+33.3%	+1
	Status	ST	4	↔		-
	Civil Violation	CI	2	▲	-	+2
	Foster Care Review	FC	2	▼	-66.7%	-4
	Temporary Detention Order	TD	2	▲	-	+2
	Initial Foster Care	IF	1	▼	-50.0%	-1
	Non-Family Abuse Protective Order	AP	1	▼	-50.0%	-1
	Qualified Residential Treatment	QR	1	↔		-
	Paternity	PT	0	▼	-100.0%	-2
	Total		370	▲	13.8%	+45
	GRAND TOTAL		870	▲	18.4%	+135




Dispositions by Major Case Category**

Category	Summary	Change	% Change	Absolute Change
Adult Criminal	227	▲	+25.4%	+46
Child Dependency	12	▼	-40.0%	-8
Child in Need of Services/Supervision	13	▼	-31.6%	-6
Custody and Visitation	255	▼	+48.3%	+83
Delinquency	50	▲	-21.9%	-14
Juvenile Miscellaneous	4	↔		0
New to Workload Study	2	▲	-	+2
Other	92	▲	-3.2%	-3
Protective Orders	47	▼	+11.9%	+5
Support	151	▲	+31.3%	+36

* Compared to same time period as previous year
 10/15/2024 1:36:19PM

** Case Type Categories are defined in the 2017 Virginia Judicial Workload Assessment
 Source: SCV-SQL-Information

Traffic		17	▼	-26.1%	-6
	GRAND TOTAL	870	▲	18.4%	+135

2024 Overall GRAND TOTAL		Distribution of Caseload			Change*		Percentage (%) of Caseload		
14,863	-391 -2.6%	Adult	7,737	52%	3.7% ▲	+279	Adult	48.9%	52.1%
2024 		Juvenile	7,126	48%	-8.6% ▼	-670	Juvenile	51.1%	47.9%
2023 		GRAND TOTAL	14,863	100%	-2.6% ▼	-391	GRAND TOTAL	100%	100%

Dispositions by Division & Code

Division	Case Type Description	Code	Summary	Change	% Change	Absolute Change	
Adult	Civil Support	VS	1,665	▲	+2.0%	+32	
	Misdemeanor	CM	1,627	▼	-2.8%	-47	
	Show Cause	SC	1,377	▲	+7.8%	+100	
	Other	OT	1,176	▼	+18.3%	+182	
	Family Abuse - Protective Order	FP	650	▼	-6.6%	-46	
	Felony	CF	499	▲	+12.1%	+54	
	Capias	CA	464	▲	+22.4%	+85	
	Remand Support	RS	113	▼	-29.8%	-48	
	Motion - Protective Order	MP	87	▼	-32.0%	-41	
	Violation of Protective Order	PV	45	▲	+12.5%	+5	
	Non-Family Abuse Protective Order	AP	32	▲	+14.3%	+4	
	Return of Desposit (Bondsman)	RD	1	▲	-	+1	
	Temporary Detention Order	TD	1	▲	-	+1	
	Criminal Support	CS	0	▼	-100.0%	-1	
	Violation Family Abuse Protective Order	PS	0	▼	-100.0%	-2	
	Total		7,737	▲	3.7%	+279	
Juvenile	Custody Visitation	CV	4,323	▼	-10.1%	-485	
	Misdemeanor	DM	1,078	▲	+14.6%	+137	
	Traffic	T	415	▼	-23.6%	-128	
	Felony	DF	373	▲	+20.7%	+64	
	Remand Custody	RC	165	▼	-50.0%	-165	
	Remand Visitation	RV	163	▼	-30.6%	-72	
	Status	ST	114	▼	-14.9%	-20	
	Special Immigrant Juvenile Status	SI	104	▲	+33.3%	+26	
	Paternity	PT	55	▲	+3.8%	+2	
	Permanency Planning	PH	46	▼	-24.6%	-15	
	Foster Care Review	FC	39	▲	+14.7%	+5	
	Child In Need of Services	CS	32	▼	-28.9%	-13	
	Temporary Detention Order	TD	32	▼	-36.0%	-18	
	Abuse and Neglect	AN	30	▲	+66.7%	+12	
	Non-Family Abuse Protective Order	AP	27	▼	-12.9%	-4	
	Terminate Parental Rights	TP	25	↔	-	-	
	Truancy	TR	22	▲	+175.0%	+14	
	Initial Foster Care	IF	19	▼	-5.0%	-1	
	Emergency Custody Order	EC	14	▼	-17.6%	-3	
	Show Cause	SC	13	▼	+30.0%	+3	
	Civil Violation	CI	10	▲	-	+10	
	Voluntary Continuing Services and Support Agreem	VA	9	▲	+50.0%	+3	
	Motion - Protective Order	MP	7	▲	+16.7%	+1	
	Relief of Custody	CR	7	▼	-53.3%	-8	
	Family Abuse - Protective Order	FP	3	↔	-	-	
	Capias	CA	1	↔	-	-	
	Emancipation	EP	0	▼	-100.0%	-1	
	Juvenile Support	JS	0	▼	-100.0%	-1	
	Other	OT	0	▼	-100.0%	-10	
	Qualified Residential Treatment	QR	0	▼	-100.0%	-3	
		Total		7,126	▼	-8.6%	-670
	GRAND TOTAL			14,863	▼	-2.6%	-391

* Compared to same time period as previous year
 10/15/2024 1:36:19PM

** Case Type Categories are defined in the 2017 Virginia Judicial Workload Assessment
 Source: SCV-SQL-Information

Dispositions by Major Case Category**

Category	Summary	Change	% Change	Absolute Change
Adult Criminal	3,450	▼	+3.9%	+129
Child Dependency	175	▼	-3.8%	-7
Child in Need of Services/Supervision	54	▲		0
Custody and Visitation	4,378	▼	-9.9%	-483
Delinquency	1,465	▲	+16.3%	+205
Juvenile Miscellaneous	114	▼	-15.6%	-21
New to Workload Study	114	▲	+46.2%	+36
Other	1,665	▲	-7.3%	-132
Protective Orders	806	▼	-9.6%	-86
Support	2,227	▼	+4.5%	+96
Traffic	415	▼	-23.6%	-128
GRAND TOTAL	14,863	▼	-2.6%	-391

* Compared to same time period as previous year
 10/15/2024 1:36:19PM

** Case Type Categories are defined in the 2017 Virginia Judicial Workload Assessment
 Source: SCV-SQL-Information

2024 Overall GRAND TOTAL		Distribution of Caseload		Change*		Percentage (%) of Caseload		
1,135	-111 -8.9%	Adult	617 54%	-6.7% ▼	-44	Adult	53.0%	54.4%
2024		Juvenile	518 46%	-11.5% ▼	-67	Juvenile	47.0%	45.6%
2023		GRAND TOTAL	1,135 100%	-8.9% ▼	-111	GRAND TOTAL	100%	100%

Dispositions by Division & Code

Division	Case Type Description	Code	Summary	Change	% Change	Absolute Change	
Adult	Misdemeanor	CM	120	▼	-32.2%	-57	
	Civil Support	VS	115	▲	+22.3%	+21	
	Other	OT	112	▲	-9.7%	-12	
	Show Cause	SC	97	▲	+4.3%	+4	
	Family Abuse - Protective Order	FP	69	▲	+56.8%	+25	
	Capias	CA	58	▲	+26.1%	+12	
	Felony	CF	39	▼	-40.9%	-27	
	Motion - Protective Order	MP	5	▼	-44.4%	-4	
	Non-Family Abuse Protective Order	AP	1	▼	-83.3%	-5	
	Remand Support	RS	1	↔		-	
	Restricted License for Non-Support	SL	0	▼	-100.0%	-1	
	Total			617	▼	-6.7%	-44
Juvenile	Custody Visitation	CV	311	▲	+10.3%	+29	
	Misdemeanor	DM	93	▼	-9.7%	-10	
	Felony	DF	21	▼	-52.3%	-23	
	Status	ST	19	▲	-32.1%	-9	
	Traffic	T	17	▼	-65.3%	-32	
	Truancy	TR	10	▼	-9.1%	-1	
	Terminate Parental Rights	TP	8	▼	-27.3%	-3	
	Foster Care Review	FC	7	▼	-22.2%	-2	
	Abuse and Neglect	AN	5	▼	-37.5%	-3	
	Non-Family Abuse Protective Order	AP	5	▲	+400.0%	+4	
	Permanency Planning	PH	4	▼	-60.0%	-6	
	Child In Need of Services	CS	3	▲	+50.0%	+1	
	Emergency Custody Order	EC	3	▲	+200.0%	+2	
	Show Cause	SC	3	▲	+200.0%	+2	
	Temporary Detention Order	TD	3	▼	-50.0%	-3	
	Remand Visitation	RV	2	▲	+100.0%	+1	
	Capias	CA	1	▼	-66.7%	-2	
	Family Abuse - Protective Order	FP	1	▲	-	+1	
	Paternity	PT	1	↔		-	
	Remand Custody	RC	1	▼	-50.0%	-1	
	Initial Foster Care	IF	0	▼	-100.0%	-8	
	Qualified Residential Treatment	QR	0	▼	-100.0%	-2	
	Special Immigrant Juvenile Status	SI	0	▼	-100.0%	-1	
	Voluntary Continuing Services and Support Agreem	VA	0	▼	-100.0%	-1	
	Total			518	▼	-11.5%	-67
	GRAND TOTAL			1,135	▼	-8.9%	-111

Dispositions by Major Case Category**

Category	Summary	Change	% Change	Absolute Change
Adult Criminal	257	▼	-28.2%	-101
Child Dependency	24	▼	-51.0%	-25
Child in Need of Services/Supervision	13	▼	-7.1%	-1
Custody and Visitation	312	▲	+10.2%	+29
Delinquency	118	▲	-21.3%	-32
Juvenile Miscellaneous	19	▲	-32.1%	-9
New to Workload Study	0	▼	-100.0%	-1

* Compared to same time period as previous year
 10/15/2024 1:36:19PM

** Case Type Categories are defined in the 2017 Virginia Judicial Workload Assessment
 Source: SCV-SQL-Information

Other	122	▲	-9.6%	-13
Protective Orders	81	▲	+35.0%	+21
Support	172	▲	+44.5%	+53
Traffic	17	▼	-65.3%	-32
GRAND TOTAL	1,135	▼	-8.9%	-111

2024 Overall GRAND TOTAL		Distribution of Caseload			Change*		Percentage (%) of Caseload		
10,707	+236 2.3%	Adult	6,100	57%	2.6% ▲	+153	Adult	56.8%	57.0%
2024		Juvenile	4,607	43%	1.8% ▲	+83	Juvenile	43.2%	43.0%
2023		GRAND TOTAL	10,707	100%	2.3% ▲	+236	GRAND TOTAL	100%	100%

Dispositions by Division & Code

Division	Case Type Description	Code	Summary	Change	% Change	Absolute Change	
Adult	Other	OT	1,269	▲	+8.8%	+103	
	Show Cause	SC	1,259	▲	+3.7%	+45	
	Misdemeanor	CM	1,247	▲	+3.9%	+47	
	Civil Support	VS	833	▼	-4.7%	-41	
	Capias	CA	719	▲	+0.8%	+6	
	Family Abuse - Protective Order	FP	393	▼	-8.8%	-38	
	Felony	CF	329	▲	+5.4%	+17	
	Non-Family Abuse Protective Order	AP	20	▲	+33.3%	+5	
	Motion - Protective Order	MP	15	▲	+7.1%	+1	
	Remand Support	RS	6	▲	+500.0%	+5	
	Restricted License for Non-Support	SL	5	▲	+150.0%	+3	
	Violation of Protective Order	PV	4	↔	-	-	
	Criminal Support	CS	1	▲	-	+1	
	Violation Family Abuse Protective Order	PS	0	▼	-100.0%	-1	
	Total		6,100	▲	2.6%	+153	
Juvenile	Custody Visitation	CV	2,682	▼	-6.6%	-190	
	Misdemeanor	DM	428	▲	+16.9%	+62	
	Felony	DF	267	▲	+21.4%	+47	
	Paternity	PT	224	▼	-11.8%	-30	
	Permanency Planning	PH	170	▲	+38.2%	+47	
	Foster Care Review	FC	155	▲	+22.0%	+28	
	Abuse and Neglect	AN	118	▲	+21.6%	+21	
	Traffic	T	98	▲	+30.7%	+23	
	Special Immigrant Juvenile Status	SI	92	▼	-6.1%	-6	
	Initial Foster Care	IF	77	▲	+67.4%	+31	
	Temporary Detention Order	TD	44	▲	+76.0%	+19	
	Terminate Parental Rights	TP	40	▼	-11.1%	-5	
	Status	ST	37	▲	+94.7%	+18	
	Mental Commitment	MC	33	▼	-15.4%	-6	
	Show Cause	SC	25	▼	-13.8%	-4	
	Truancy	TR	23	▲	+21.1%	+4	
	Child In Need of Services	CS	20	▼	-13.0%	-3	
	Voluntary Continuing Services and Support Agreem	VA	16	▼	-5.9%	-1	
	Remand Custody	RC	11	▲	+450.0%	+9	
	Remand Visitation	RV	11	▲	-	+11	
	Non-Family Abuse Protective Order	AP	9	▲	+28.6%	+2	
	Other	OT	8	▲	-	+8	
	Family Abuse - Protective Order	FP	5	▲	+150.0%	+3	
	Relief of Custody	CR	5	▼	-37.5%	-3	
	Emergency Custody Order	EC	4	▲	+100.0%	+2	
	Civil Violation	CI	2	▲	-	+2	
	Juvenile Support	JS	2	▲	+100.0%	+1	
	Qualified Residential Treatment	QR	1	▼	-85.7%	-6	
	Capias	CA	0	▼	-100.0%	-1	
		Total		4,607	▲	1.8%	+83
		GRAND TOTAL		10,707	▲	2.3%	+236

* Compared to same time period as previous year
 10/15/2024 1:36:19PM

** Case Type Categories are defined in the 2017 Virginia Judicial Workload Assessment
 Source: SCV-SQL-Information

Dispositions by Major Case Category**

Category	Summary	Change	% Change	Absolute Change
Adult Criminal	2,594	▼	+2.3%	+58
Child Dependency	582	▲	+23.8%	+112
Child in Need of Services/Supervision	43	▼	-2.3%	-1
Custody and Visitation	2,906	▼	-7.0%	-220
Delinquency	720	▼	+17.3%	+106
Juvenile Miscellaneous	39	▲	+105.3%	+20
New to Workload Study	94	▲	-4.1%	-4
Other	1,384	▲	+12.1%	+149
Protective Orders	442	▲	-5.8%	-27
Support	1,805	▲	+1.1%	+20
Traffic	98	▲	+30.7%	+23
GRAND TOTAL	10,707	▲	2.3%	+236

* Compared to same time period as previous year
 10/15/2024 1:36:19PM

** Case Type Categories are defined in the 2017 Virginia Judicial Workload Assessment
 Source: SCV-SQL-Information

2024 Overall GRAND TOTAL		Distribution of Caseload			Change*		Percentage (%) of Caseload		
13,971	+1,881 15.6%	Adult	7,195	51%	11.6% ▲	+750	Adult	53.3%	51.5%
2024		Juvenile	6,776	49%	20.0% ▲	+1,131	Juvenile	46.7%	48.5%
2023		GRAND TOTAL	13,971	100%	15.6% ▲	+1,881	GRAND TOTAL	100%	100%

Dispositions by Division & Code

Division	Case Type Description	Code	Summary	Change	% Change	Absolute Change	
Adult	Show Cause	SC	1,523	▲	+13.2%	+178	
	Civil Support	VS	1,427	▲	+49.4%	+472	
	Misdemeanor	CM	1,218	▼	-11.7%	-162	
	Other	OT	893	▲	+7.2%	+60	
	Capias	CA	876	▲	+30.9%	+207	
	Felony	CF	561	▲	+2.0%	+11	
	Family Abuse - Protective Order	FP	499	▼	-4.8%	-25	
	Motion - Protective Order	MP	80	▼	-17.5%	-17	
	Remand Support	RS	58	▲	+176.2%	+37	
	Violation of Protective Order	PV	25	▼	-34.2%	-13	
	Non-Family Abuse Protective Order	AP	21	▼	-22.2%	-6	
	Restricted License for Non-Support	SL	11	▲	+83.3%	+5	
	Protective Order	PC	3	▲	-	+3	
	Total		7,195	▲	11.6%	+750	
Juvenile	Custody Visitation	CV	4,309	▲	+20.3%	+726	
	Misdemeanor	DM	774	▲	+19.6%	+127	
	Traffic	T	450	▲	+4.9%	+21	
	Felony	DF	238	▼	-2.5%	-6	
	Permanency Planning	PH	104	▲	+62.5%	+40	
	Show Cause	SC	98	▼	+78.2%	+43	
	Paternity	PT	95	▲	+35.7%	+25	
	Foster Care Review	FC	93	↔	-	-	
	Special Immigrant Juvenile Status	SI	92	▲	+48.4%	+30	
	Abuse and Neglect	AN	86	▲	+8.9%	+7	
	Initial Foster Care	IF	76	▲	+65.2%	+30	
	Child In Need of Services	CS	58	▲	+45.0%	+18	
	Remand Visitation	RV	52	▲	+420.0%	+42	
	Status	ST	50	▲	+42.9%	+15	
	Remand Custody	RC	48	▲	+380.0%	+38	
	Terminate Parental Rights	TP	34	▲	+41.7%	+10	
	Temporary Detention Order	TD	33	▼	-38.9%	-21	
	Capias	CA	28	▲	+27.3%	+6	
	Non-Family Abuse Protective Order	AP	21	▼	-43.2%	-16	
	Mental Commitment	MC	5	▼	-50.0%	-5	
	Truancy	TR	5	▲	+66.7%	+2	
	Emancipation	EP	4	▲	-	+4	
	Family Abuse - Protective Order	FP	4	▲	+300.0%	+3	
	Motion - Protective Order	MP	4	▲	+100.0%	+2	
	Other	OT	4	▼	-50.0%	-4	
	Voluntary Continuing Services and Support Agree	VA	4	▼	-33.3%	-2	
	Relief of Custody	CR	3	↔	-	-	
	Emergency Custody Order	EC	2	▼	-60.0%	-3	
	Civil Violation	CI	1	↔	-	-	
	Violation Family Abuse Protective Order	PS	1	▲	-	+1	
	Child at Risk	RI	0	▼	-100.0%	-2	
		Total		6,776	▲	20.0%	+1,131
		GRAND TOTAL		13,971	▲	15.6%	+1,881

* Compared to same time period as previous year
 10/15/2024 1:36:19PM

** Case Type Categories are defined in the 2017 Virginia Judicial Workload Assessment
 Source: SCV-SQL-Information

Dispositions by Major Case Category**

Category	Summary	Change	% Change	Absolute Change
Adult Criminal	3,022	▲	+2.5%	+74
Child Dependency	400	▲	+26.2%	+83
Child in Need of Services/Supervision	63	▲	+34.0%	+16
Custody and Visitation	4,404	▲	+20.6%	+751
Delinquency	1,139	▲	+18.2%	+175
Juvenile Miscellaneous	54	▲	+54.3%	+19
New to Workload Study	93	▲	+47.6%	+30
Other	1,095	▲	+15.1%	+144
Protective Orders	629	▲	-8.6%	-59
Support	2,622	▲	+31.4%	+627
Traffic	450	▲	+4.9%	+21
GRAND TOTAL	13,971	▲	15.6%	+1,881

* Compared to same time period as previous year
 10/15/2024 1:36:19PM

** Case Type Categories are defined in the 2017 Virginia Judicial Workload Assessment
 Source: SCV-SQL-Information

2024 Overall GRAND TOTAL		Distribution of Caseload		Change*		Percentage (%) of Caseload			
1,813	+155 9.3%	Adult	971	54%	12.1% ▲	+105	Adult	52.2%	53.6%
2024		Juvenile	842	46%	6.3% ▲	+50	Juvenile	47.8%	46.4%
2023		GRAND TOTAL	1,813	100%	9.3% ▲	+155	GRAND TOTAL	100%	100%

Dispositions by Division & Code

Division	Case Type Description	Code	Summary	Change	% Change	Absolute Change	
Adult	Misdemeanor	CM	227	▲	+20.1%	+38	
	Civil Support	VS	199	▲	+2.1%	+4	
	Show Cause	SC	166	▲	+24.8%	+33	
	Other	OT	133	▲	+95.6%	+65	
	Felony	CF	76	▲	+2.7%	+2	
	Family Abuse - Protective Order	FP	73	▼	-43.0%	-55	
	Capias	CA	58	▲	+34.9%	+15	
	Motion - Protective Order	MP	12	▼	-25.0%	-4	
	Non-Family Abuse Protective Order	AP	10	▲	+25.0%	+2	
	Remand Support	RS	10	▲	+400.0%	+8	
	Violation of Protective Order	PV	5	▼	-28.6%	-2	
	Restricted License for Non-Support	SL	1	▼	-66.7%	-2	
	Violation Family Abuse Protective Order	PS	1	▲	-	+1	
	Total			971	▲	12.1%	+105
Juvenile	Custody Visitation	CV	652	▲	+13.4%	+77	
	Misdemeanor	DM	37	▲	+32.1%	+9	
	Felony	DF	23	▼	-28.1%	-9	
	Traffic	T	23	▼	-41.0%	-16	
	Child In Need of Services	CS	14	▼	-12.5%	-2	
	Paternity	PT	13	▼	-27.8%	-5	
	Remand Visitation	RV	11	▲	+1,000.0%	+10	
	Remand Custody	RC	10	▲	+900.0%	+9	
	Non-Family Abuse Protective Order	AP	7	▼	-56.3%	-9	
	Other	OT	7	↔	-	-	
	Truancy	TR	7	▲	+250.0%	+5	
	Special Immigrant Juvenile Status	SI	6	▲	+200.0%	+4	
	Show Cause	SC	5	▲	-	-	
	Status	ST	5	▲	-28.6%	-2	
	Initial Foster Care	IF	4	↔	-	-	
	Temporary Detention Order	TD	4	▼	-33.3%	-2	
	Abuse and Neglect	AN	3	▲	+50.0%	+1	
	Foster Care Review	FC	3	▼	-66.7%	-6	
	Civil Violation	CI	2	▲	-	+2	
	Emergency Custody Order	EC	2	▼	-33.3%	-1	
	Voluntary Continuing Services and Support Agreem	VA	2	▲	+100.0%	+1	
	Capias	CA	1	▼	-50.0%	-1	
	Permanency Planning	PH	1	▲	-	+1	
	Entrustment	ET	0	▼	-100.0%	-7	
	Family Abuse - Protective Order	FP	0	▼	-100.0%	-2	
	Protective Order	PC	0	▼	-100.0%	-1	
	Relief of Custody	CR	0	▼	-100.0%	-4	
	Terminate Parental Rights	TP	0	▼	-100.0%	-2	
	Total			842	▲	6.3%	+50
	GRAND TOTAL			1,813	▲	9.3%	+155

Dispositions by Major Case Category**

Category	Summary	Change	% Change	Absolute Change
Adult Criminal	399	▲	+21.3%	+70
Child Dependency	13	▲	-55.2%	-16

* Compared to same time period as previous year
 10/15/2024 1:36:19PM

** Case Type Categories are defined in the 2017 Virginia Judicial Workload Assessment
 Source: SCV-SQL-Information

CPSS - JCMS CASELOAD STATISTICS OF THE JUVENILE & DOMESTIC RELATIONS DISTRICT COURTS
 January 2024 thru September 2024 Dispositions (Compared to January 2023 thru September 2023)

Caroline

District: 15 FIPS: 033

Child in Need of Services/Supervision	23	▲	+27.8%	+5
Custody and Visitation	665	▼	+12.1%	+72
Delinquency	64	▼	-5.9%	-4
Juvenile Miscellaneous	5	▲	-28.6%	-2
New to Workload Study	8	▲	+300.0%	+6
Other	177	▲	+101.1%	+89
Protective Orders	102	▼	-40.0%	-68
Support	334	▼	+6.0%	+19
Traffic	23	▼	-41.0%	-16
GRAND TOTAL	1,813	▲	9.3%	+155

2024 Overall GRAND TOTAL		Distribution of Caseload		Change*		Percentage (%) of Caseload		
533 +88 19.8% 	Adult Juvenile GRAND TOTAL	320	60%	39.1% ▲	+90	Adult	51.7%	60.0%
		213	40%	-0.9% ▼	-2	Juvenile	48.3%	40.0%
		533	100%	19.8% ▲	+88	GRAND TOTAL	100%	100%

Dispositions by Division & Code

Division	Case Type Description	Code	Summary	Change	% Change	Absolute Change
Adult	Misdemeanor	CM	105	▲	+90.9%	+50
	Other	OT	60	▲	+57.9%	+22
	Civil Support	VS	57	▲	+5.6%	+3
	Show Cause	SC	41	▲	+41.4%	+12
	Felony	CF	26	▲	+8.3%	+2
	Family Abuse - Protective Order	FP	14	▼	-26.3%	-5
	Capias	CA	11	▲	+57.1%	+4
	Motion - Protective Order	MP	5	▲	+25.0%	+1
	Non-Family Abuse Protective Order	AP	1	▲	-	+1
	Total			320	▲	39.1%
Juvenile	Custody Visitation	CV	112	▲	+19.1%	+18
	Misdemeanor	DM	30	▼	-28.6%	-12
	Traffic	T	26	▼	-36.6%	-15
	Show Cause	SC	15	▲	+1,400.0%	+14
	Felony	DF	10	▲	+233.3%	+7
	Status	ST	8	▲	+14.3%	+1
	Mental Commitment	MC	4	▲	+100.0%	+2
	Abuse and Neglect	AN	2	▼	-50.0%	-2
	Permanency Planning	PH	2	▼	-66.7%	-4
	Child In Need of Services	CS	1	↔	-	-
	Emergency Custody Order	EC	1	▲	-	+1
	Foster Care Review	FC	1	▲	-	+1
	Paternity	PT	1	▼	-80.0%	-4
	Child at Risk	RI	0	▼	-100.0%	-3
	Initial Foster Care	IF	0	▼	-100.0%	-1
	Motion - Protective Order	MP	0	▼	-100.0%	-1
	Terminate Parental Rights	TP	0	▼	-100.0%	-3
	Voluntary Continuing Services and Support Agree	VA	0	▼	-100.0%	-1
	Total			213	▼	-0.9%
GRAND TOTAL			533	▲	19.8%	+88

Dispositions by Major Case Category**

Category	Summary	Change	% Change	Absolute Change
Adult Criminal	167	▲	+65.3%	+66
Child Dependency	5	▲	-72.2%	-13
Child in Need of Services/Supervision	1	↔	-	0
Custody and Visitation	113	▼	+14.1%	+14
Delinquency	55	▲	+19.6%	+9
Juvenile Miscellaneous	8	▲	+14.3%	+1
Other	65	▲	+62.5%	+25
Protective Orders	20	▲	-16.7%	-4
Support	73	▼	+7.4%	+5
Traffic	26	▼	-36.6%	-15
GRAND TOTAL	533	▲	19.8%	+88

* Compared to same time period as previous year
 10/15/2024 1:36:19PM

** Case Type Categories are defined in the 2017 Virginia Judicial Workload Assessment
 Source: SCV-SQL-Information

2024 Overall GRAND TOTAL		Distribution of Caseload			Change*		Percentage (%) of Caseload		
1,686	-61 -3.5%	Adult	863	51%	10.5% ▲	+82	Adult	44.7%	51.2%
2024		Juvenile	823	49%	-14.8% ▼	-143	Juvenile	55.3%	48.8%
2023		GRAND TOTAL	1,686	100%	-3.5% ▼	-61	GRAND TOTAL	100%	100%

Dispositions by Division & Code

Division	Case Type Description	Code	Summary	Change	% Change	Absolute Change
Adult	Misdemeanor	CM	218	▲	+33.7%	+55
	Other	OT	172	▲	+32.3%	+42
	Civil Support	VS	134	▼	-19.3%	-32
	Show Cause	SC	112	▼	-24.3%	-36
	Family Abuse - Protective Order	FP	79	▲	+58.0%	+29
	Felony	CF	75	▲	+102.7%	+38
	Capias	CA	42	▼	-23.6%	-13
	Motion - Protective Order	MP	11	▼	-26.7%	-4
	Non-Family Abuse Protective Order	AP	8	↔	-	-
	Violation of Protective Order	PV	8	▲	+60.0%	+3
	Remand Support	RS	4	▲	+33.3%	+1
	Restricted License for Non-Support	SL	0	▼	-100.0%	-1
		Total		863	▲	10.5%
Juvenile	Custody Visitation	CV	399	▼	-34.5%	-210
	Misdemeanor	DM	91	▲	+23.0%	+17
	Traffic	T	54	▼	-15.6%	-10
	Felony	DF	49	▲	+308.3%	+37
	Foster Care Review	FC	32	▲	+146.2%	+19
	Abuse and Neglect	AN	28	▲	+86.7%	+13
	Mental Commitment	MC	27	▼	-18.2%	-6
	Permanency Planning	PH	25	▲	+78.6%	+11
	Initial Foster Care	IF	18	▲	+80.0%	+8
	Paternity	PT	16	▼	-51.5%	-17
	Terminate Parental Rights	TP	15	▲	+87.5%	+7
	Status	ST	11	▲	+10.0%	+1
	Remand Custody	RC	8	▲	+33.3%	+2
	Remand Visitation	RV	8	↔	-	-
	Emergency Custody Order	EC	7	▼	-36.4%	-4
	Child In Need of Services	CS	6	↔	-	-
	Show Cause	SC	5	▲	+66.7%	+2
	Non-Family Abuse Protective Order	AP	4	▼	-33.3%	-2
	Relief of Custody	CR	3	▲	+200.0%	+2
	Temporary Detention Order	TD	3	▼	-57.1%	-4
	Truancy	TR	3	▼	-66.7%	-6
	Civil Violation	CI	2	↔	-	-
	Motion - Protective Order	MP	2	▲	-	+2
	Restoration of Parental Rights	RR	2	▲	-	+2
	Special Immigrant Juvenile Status	SI	2	▲	-	+2
	Capias	CA	1	▼	-50.0%	-1
	Entrustment	ET	1	▼	-50.0%	-1
	Family Abuse - Protective Order	FP	1	▲	-	+1
	Child at Risk	RI	0	▼	-100.0%	-1
	Other	OT	0	▼	-100.0%	-3
	Qualified Residential Treatment	QR	0	▼	-100.0%	-2
	Voluntary Continuing Services and Support Agreem	VA	0	▼	-100.0%	-2
		Total		823	▼	-14.8%
GRAND TOTAL			1,686	▼	-3.5%	-61

* Compared to same time period as previous year
 10/15/2024 1:36:19PM

** Case Type Categories are defined in the 2017 Virginia Judicial Workload Assessment
 Source: SCV-SQL-Information

Dispositions by Major Case Category**

Category	Summary	Change	% Change	Absolute Change
Adult Criminal	418	▲	+18.4%	+65
Child Dependency	122	▲	+79.4%	+54
Child in Need of Services/Supervision	9	▼	-43.8%	-7
Custody and Visitation	415	▼	-35.4%	-227
Delinquency	146	▲	+62.2%	+56
Juvenile Miscellaneous	11	▲	+10.0%	+1
New to Workload Study	4	▲	+100.0%	+2
Other	231	▲	+14.9%	+30
Protective Orders	105	▲	+32.9%	+26
Support	171	▼	-23.0%	-51
Traffic	54	▼	-15.6%	-10
GRAND TOTAL	1,686	▼	-3.5%	-61

* Compared to same time period as previous year
 10/15/2024 1:36:19PM

** Case Type Categories are defined in the 2017 Virginia Judicial Workload Assessment
 Source: SCV-SQL-Information

2024 Overall GRAND TOTAL		Distribution of Caseload		Change*		Percentage (%) of Caseload		
3,052	-161 -5.0%	Adult	1,497 49%	-9.6% ▼	-159	Adult	2023 51.5%	2024 49.0%
2024		Juvenile	1,555 51%	-0.1% ▼	-2	Juvenile	48.5%	51.0%
2023		GRAND TOTAL	3,052 100%	-5.0% ▼	-161	GRAND TOTAL	100%	100%

Dispositions by Division & Code

Division	Case Type Description	Code	Summary	Change	% Change	Absolute Change	
Adult	Civil Support	VS	348	▲	+10.8%	+34	
	Show Cause	SC	275	▲	+14.1%	+34	
	Misdemeanor	CM	267	▼	-17.6%	-57	
	Other	OT	213	▼	-26.0%	-75	
	Family Abuse - Protective Order	FP	144	▼	-4.0%	-6	
	Capias	CA	110	▼	-12.7%	-16	
	Felony	CF	85	▼	-38.4%	-53	
	Non-Family Abuse Protective Order	AP	25	▲	+25.0%	+5	
	Motion - Protective Order	MP	15	▼	-31.8%	-7	
	Violation of Protective Order	PV	8	▼	-72.4%	-21	
	Remand Support	RS	5	▲	+25.0%	+1	
	Violation Family Abuse Protective Order	PS	2	▲	-	+2	
		Total		1,497	▼	-9.6%	-159
Juvenile	Custody Visitation	CV	1,020	▼	-4.8%	-51	
	Misdemeanor	DM	141	▲	+12.8%	+16	
	Traffic	T	124	▲	+37.8%	+34	
	Felony	DF	58	▲	+93.3%	+28	
	Foster Care Review	FC	37	▲	+37.0%	+10	
	Show Cause	SC	25	▼	-54.5%	-30	
	Permanency Planning	PH	23	▼	-30.3%	-10	
	Child In Need of Services	CS	16	▲	+77.8%	+7	
	Paternity	PT	13	▼	-18.8%	-3	
	Remand Custody	RC	13	▲	+116.7%	+7	
	Remand Visitation	RV	13	▲	+116.7%	+7	
	Initial Foster Care	IF	9	↔	-	-	
	Non-Family Abuse Protective Order	AP	8	▼	-55.6%	-10	
	Status	ST	8	▲	+33.3%	+2	
	Voluntary Continuing Services and Support Agree	VA	8	▲	+300.0%	+6	
	Abuse and Neglect	AN	7	▼	-50.0%	-7	
	Capias	CA	7	▼	-30.0%	-3	
	Other	OT	5	▲	+150.0%	+3	
	Terminate Parental Rights	TP	4	▲	+300.0%	+3	
	Truancy	TR	4	▼	-60.0%	-6	
	Entrustment	ET	3	▲	+200.0%	+2	
	Family Abuse - Protective Order	FP	2	▲	+100.0%	+1	
	Civil Violation	CI	1	↔	-	-	
	Emancipation	EP	1	↔	-	-	
	Motion - Protective Order	MP	1	▼	-66.7%	-2	
	Protective Order	PC	1	▲	-	+1	
	Relief of Custody	CR	1	▼	-50.0%	-1	
	Special Immigrant Juvenile Status	SI	1	▼	-50.0%	-1	
	Temporary Detention Order	TD	1	▼	-50.0%	-1	
	Emergency Custody Order	EC	0	▼	-100.0%	-2	
	Qualified Residential Treatment	QR	0	▼	-100.0%	-2	
		Total		1,555	▼	-0.1%	-2
	GRAND TOTAL			3,052	▼	-5.0%	-161

* Compared to same time period as previous year
 10/15/2024 1:36:19PM




** Case Type Categories are defined in the 2017 Virginia Judicial Workload Assessment
 Source: SCV-SQL-Information

Dispositions by Major Case Category**

Category	Summary	Change	% Change	Absolute Change
Adult Criminal	560	▲	-20.8%	-147
Child Dependency	92	▲	+1.1%	+1
Child in Need of Services/Supervision	21	▼	-32.3%	-10
Custody and Visitation	1,033	▼	-5.0%	-54
Delinquency	231	▲	+11.1%	+23
Juvenile Miscellaneous	9	▲	+28.6%	+2
New to Workload Study	2	▼	-33.3%	-1
Other	250	▲	-19.4%	-60
Protective Orders	195	▼	-8.9%	-19
Support	535	▲	+15.1%	+70
Traffic	124	▲	+37.8%	+34
GRAND TOTAL	3,052	▼	-5.0%	-161

* Compared to same time period as previous year
 10/15/2024 1:36:19PM

** Case Type Categories are defined in the 2017 Virginia Judicial Workload Assessment
 Source: SCV-SQL-Information

2024 Overall GRAND TOTAL		Distribution of Caseload		Change*		Percentage (%) of Caseload		
1,031	-17 -1.6%	Adult	489 47%	4.9% ▲	+23	Adult	2023 44.5%	2024 47.4%
2024 		Juvenile	542 53%	-6.9% ▼	-40	Juvenile	55.5%	52.6%
2023 		GRAND TOTAL	1,031 100%	-1.6% ▼	-17	GRAND TOTAL	100%	100%

Dispositions by Division & Code

Division	Case Type Description	Code	Summary	Change	% Change	Absolute Change	
Adult	Civil Support	VS	125	▼	-10.1%	-14	
	Misdemeanor	CM	81	▼	-16.5%	-16	
	Other	OT	73	▲	+15.9%	+10	
	Show Cause	SC	72	▼	-8.9%	-7	
	Felony	CF	54	▲	+184.2%	+35	
	Family Abuse - Protective Order	FP	38	▲	+31.0%	+9	
	Capias	CA	21	▲	+5.0%	+1	
	Motion - Protective Order	MP	12	▲	+20.0%	+2	
	Remand Support	RS	7	▲	+40.0%	+2	
	Non-Family Abuse Protective Order	AP	4	▲	+300.0%	+3	
	Violation of Protective Order	PV	2	▼	-50.0%	-2	
	Total		489	▲	4.9%	+23	
Juvenile	Custody Visitation	CV	344	▼	-2.0%	-7	
	Misdemeanor	DM	57	▲	+29.5%	+13	
	Traffic	T	26	▼	-52.7%	-29	
	Felony	DF	23	▲	+53.3%	+8	
	Abuse and Neglect	AN	15	▲	+200.0%	+10	
	Permanency Planning	PH	10	▲	+100.0%	+5	
	Child In Need of Services	CS	9	▲	+800.0%	+8	
	Truancy	TR	9	▲	+350.0%	+7	
	Paternity	PT	8	▼	-73.3%	-22	
	Remand Custody	RC	8	↔		-	
	Remand Visitation	RV	8	↔		-	
	Civil Violation	CI	7	▼	-58.8%	-10	
	Initial Foster Care	IF	4	▲	+33.3%	+1	
	Foster Care Review	FC	3	▼	-25.0%	-1	
	Status	ST	3	▲	+50.0%	+1	
	Voluntary Continuing Services and Support Agreen	VA	3	↔		-	
	Non-Family Abuse Protective Order	AP	2	▼	-66.7%	-4	
	Capias	CA	1	▲	-	+1	
	Special Immigrant Juvenile Status	SI	1	▲	-	+1	
	Terminate Parental Rights	TP	1	↔		-	
	Motion - Protective Order	MP	0	▼	-100.0%	-1	
	Other	OT	0	▼	-100.0%	-7	
	Relief of Custody	CR	0	▼	-100.0%	-2	
	Show Cause	SC	0	▼	-100.0%	-3	
	Temporary Detention Order	TD	0	▼	-100.0%	-9	
		Total		542	▼	-6.9%	-40
	GRAND TOTAL			1,031	▼	-1.6%	-17

Dispositions by Major Case Category**

Category	Summary	Change	% Change	Absolute Change
Adult Criminal	209	▲	+4.0%	+8
Child Dependency	36	▲	+56.5%	+13
Child in Need of Services/Supervision	18	▲	+500.0%	+15
Custody and Visitation	352	▼	-7.6%	-29
Delinquency	81	▲	+30.6%	+19
Juvenile Miscellaneous	3	▲	+50.0%	+1

* Compared to same time period as previous year
 10/15/2024 1:36:19PM

** Case Type Categories are defined in the 2017 Virginia Judicial Workload Assessment
 Source: SCV-SQL-Information

New to Workload Study	8	▲	-52.9%	-9
Other	96	▼	-4.0%	-4
Protective Orders	56	▲	+19.1%	+9
Support	146	▲	-7.0%	-11
Traffic	26	▼	-52.7%	-29
GRAND TOTAL	1,031	▼	-1.6%	-17

2024 Overall GRAND TOTAL		Distribution of Caseload		Change*		Percentage (%) of Caseload			
385	-6 -1.5%	Adult	249	65%	11.7% ▲	+26	Adult	57.0%	64.7%
2024		Juvenile	136	35%	-19.0% ▼	-32	Juvenile	43.0%	35.3%
2023		GRAND TOTAL	385	100%	-1.5% ▼	-6	GRAND TOTAL	100%	100%

Dispositions by Division & Code


Division	Case Type Description	Code	Summary	Change	% Change	Absolute Change
Adult	Other	OT	50	▲	+56.3%	+18
	Civil Support	VS	47	▲	+14.6%	+6
	Misdemeanor	CM	47	▼	-13.0%	-7
	Show Cause	SC	44	▲	+15.8%	+6
	Capias	CA	23	▲	+43.8%	+7
	Felony	CF	15	▼	-28.6%	-6
	Family Abuse - Protective Order	FP	12	▼	-20.0%	-3
	Motion - Protective Order	MP	4	▲	+300.0%	+3
	Non-Family Abuse Protective Order	AP	4	▼	-20.0%	-1
	Criminal Support	CS	1	▲	-	+1
	Remand Support	RS	1	▲	-	+1
	Violation of Protective Order	PV	1	▲	-	+1
		Total		249	▲	11.7%
Juvenile	Custody Visitation	CV	75	▼	-23.5%	-23
	Misdemeanor	DM	22	▼	-4.3%	-1
	Remand Custody	RC	6	▲	+200.0%	+4
	Remand Visitation	RV	6	▲	+200.0%	+4
	Traffic	T	6	▼	-78.6%	-22
	Child In Need of Services	CS	5	▲	+25.0%	+1
	Paternity	PT	5	▲	+150.0%	+3
	Truancy	TR	5	▲	+66.7%	+2
	Emancipation	EP	1	▲	-	+1
	Felony	DF	1	↔	-	-
	Foster Care Review	FC	1	▼	-50.0%	-1
	Non-Family Abuse Protective Order	AP	1	▲	-	+1
	Temporary Detention Order	TD	1	↔	-	-
	Terminate Parental Rights	TP	1	▲	-	+1
	Show Cause	SC	0	▼	-100.0%	-1
	Voluntary Continuing Services and Support Agreem	VA	0	▼	-100.0%	-1
		Total		136	▼	-19.0%
GRAND TOTAL			385	▼	-1.5%	-6

Dispositions by Major Case Category**

Category	Summary	Change	% Change	Absolute Change
Adult Criminal	105	▲	-9.5%	-11
Child Dependency	2	▲	-33.3%	-1
Child in Need of Services/Supervision	10	▼	+25.0%	+2
Custody and Visitation	80	▲	-20.0%	-20
Delinquency	23	▼	-4.2%	-1
Juvenile Miscellaneous	1	▲	-	+1
Other	64	▲	+73.0%	+27
Protective Orders	21	▲	-	0
Support	73	▲	+35.2%	+19
Traffic	6	▼	-78.6%	-22
GRAND TOTAL	385	▼	-1.5%	-6

* Compared to same time period as previous year
 10/15/2024 1:36:19PM

** Case Type Categories are defined in the 2017 Virginia Judicial Workload Assessment
 Source: SCV-SQL-Information

2024 Overall GRAND TOTAL		Distribution of Caseload		Change*		Percentage (%) of Caseload		
419 -30 -6.7% 		Adult	227	54%	-8.8%	▼	-22	
		Juvenile	192	46%	-4.0%	▼	-8	
		GRAND TOTAL	419	100%	-6.7%	▼	-30	
		Adult						2023 55.5%
		Juvenile						2024 54.2%
		GRAND TOTAL						100%

Dispositions by Division & Code

Division	Case Type Description	Code	Summary	Change	% Change	Absolute Change
Adult	Misdemeanor	CM	77	▲	+8.5%	+6
	Other	OT	41	▲	-6.8%	-3
	Show Cause	SC	32	▼	-15.8%	-6
	Civil Support	VS	28	▼	-15.2%	-5
	Family Abuse - Protective Order	FP	19	▲	+26.7%	+4
	Felony	CF	13	▼	-31.6%	-6
	Capias	CA	9	▼	-43.8%	-7
	Motion - Protective Order	MP	4	↔		-
	Non-Family Abuse Protective Order	AP	2	▲	+100.0%	+1
	Violation of Protective Order	PV	2	▼	-50.0%	-2
	Remand Support	RS	0	▼	-100.0%	-2
	Violation Family Abuse Protective Order	PS	0	▼	-100.0%	-2
		Total		227	▼	-8.8%
Juvenile	Custody Visitation	CV	126	▲	+11.5%	+13
	Misdemeanor	DM	17	▼	-10.5%	-2
	Child In Need of Services	CS	10	▼	-16.7%	-2
	Felony	DF	10	▲	+66.7%	+4
	Traffic	T	8	▼	-50.0%	-8
	Truancy	TR	5	▼	-58.3%	-7
	Foster Care Review	FC	4	▲	-	+4
	Paternity	PT	3	▼	-50.0%	-3
	Show Cause	SC	3	▼	-57.1%	-4
	Terminate Parental Rights	TP	2	▲	-	+2
	Non-Family Abuse Protective Order	AP	1	↔		-
	Other	OT	1	▲	-	+1
	Status	ST	1	↔		-
	Temporary Detention Order	TD	1	↔		-
	Capias	CA	0	▼	-100.0%	-1
	Remand Custody	RC	0	▼	-100.0%	-3
	Remand Visitation	RV	0	▼	-100.0%	-2
		Total		192	▼	-4.0%
	GRAND TOTAL		419	▼	-6.7%	-30

Dispositions by Major Case Category**

Category	Summary	Change	% Change	Absolute Change		
Adult Criminal	121	▼	-8.3%	-11		
Child Dependency	6	▲	-	+6		
Child in Need of Services/Supervision	15	▼	-42.3%	-11		
Custody and Visitation	129	▼	+8.4%	+10		
Delinquency	30	▼	-3.2%	-1		
Juvenile Miscellaneous	1	↔		0		
Other	43	▲	-17.3%	-9		
Protective Orders	26	▲	+23.8%	+5		
Support	40	▼	-21.6%	-11		
Traffic	8	▼	-50.0%	-8		
	GRAND TOTAL		419	▼	-6.7%	-30

* Compared to same time period as previous year
 10/15/2024 1:36:19PM

** Case Type Categories are defined in the 2017 Virginia Judicial Workload Assessment
 Source: SCV-SQL-Information

2024 Overall GRAND TOTAL		Distribution of Caseload		Change*		Percentage (%) of Caseload		
218	-50 -18.7%	Adult	117 54%	-19.3% ▼	-28	Adult	54.1%	53.7%
2024		Juvenile	101 46%	-17.9% ▼	-22	Juvenile	45.9%	46.3%
2023		GRAND TOTAL	218 100%	-18.7% ▼	-50	GRAND TOTAL	100%	100%

Dispositions by Division & Code

Division	Case Type Description	Code	Summary	Change	% Change	Absolute Change
Adult	Misdemeanor	CM	36	▼	-26.5%	-13
	Other	OT	20	▼	-35.5%	-11
	Show Cause	SC	15	▲	+7.1%	+1
	Civil Support	VS	13	▼	-59.4%	-19
	Capias	CA	12	▲	+140.0%	+7
	Family Abuse - Protective Order	FP	10	▲	+100.0%	+5
	Felony	CF	9	▲	+80.0%	+4
	Non-Family Abuse Protective Order	AP	1	▲	-	+1
	Restricted License for Non-Support	SL	1	▲	-	+1
	Motion - Protective Order	MP	0	▼	-100.0%	-2
	Remand Support	RS	0	▼	-100.0%	-1
	Violation Family Abuse Protective Order	PS	0	▼	-100.0%	-1
	Total			117	▼	-19.3%
Juvenile	Custody Visitation	CV	62	▼	-3.1%	-2
	Traffic	T	13	▼	-31.6%	-6
	Misdemeanor	DM	11	▼	-15.4%	-2
	Child In Need of Services	CS	4	▲	+300.0%	+3
	Show Cause	SC	4	▲	+33.3%	+1
	Truancy	TR	3	▲	+200.0%	+2
	Felony	DF	2	▼	-66.7%	-4
	Abuse and Neglect	AN	1	▲	-	+1
	Status	ST	1	↔	-	-
	Capias	CA	0	▼	-100.0%	-2
	Foster Care Review	FC	0	▼	-100.0%	-1
	Non-Family Abuse Protective Order	AP	0	▼	-100.0%	-2
	Paternity	PT	0	▼	-100.0%	-7
	Permanency Planning	PH	0	▼	-100.0%	-3
	Total			101	▼	-17.9%
GRAND TOTAL			218	▼	-18.7%	-50

Dispositions by Major Case Category**

Category	Summary	Change	% Change	Absolute Change	
Adult Criminal	63	▲	-1.6%	-1	
Child Dependency	1	▲	-75.0%	-3	
Child in Need of Services/Supervision	9	▲	+350.0%	+7	
Custody and Visitation	62	▼	-12.7%	-9	
Delinquency	15	▼	-37.5%	-9	
Juvenile Miscellaneous	1	↔	-	0	
Other	20	▼	-37.5%	-12	
Protective Orders	11	▲	+22.2%	+2	
Support	23	▲	-45.2%	-19	
Traffic	13	▼	-31.6%	-6	
GRAND TOTAL		218	▼	-18.7%	-50

* Compared to same time period as previous year
 10/15/2024 1:36:19PM

** Case Type Categories are defined in the 2017 Virginia Judicial Workload Assessment
 Source: SCV-SQL-Information

2024 Overall GRAND TOTAL		Distribution of Caseload			Change*		Percentage (%) of Caseload		
6,547 +22 0.3% 	2024 2023	Adult	3,421	52%	8.1% ▲	+255	Adult	48.5%	52.3%
		Juvenile	3,126	48%	-6.9% ▼	-233	Juvenile	51.5%	47.7%
GRAND TOTAL		6,547	100%	0.3% ▲	+22	GRAND TOTAL	100%	100%	

Dispositions by Division & Code

Division	Case Type Description	Code	Summary	Change	% Change	Absolute Change
Adult	Civil Support	VS	742	▲	+7.8%	+54
	Show Cause	SC	720	▲	+4.8%	+33
	Misdemeanor	CM	546	▲	+6.4%	+33
	Other	OT	525	▲	+5.8%	+29
	Felony	CF	293	▲	+13.6%	+35
	Family Abuse - Protective Order	FP	259	▲	+21.6%	+46
	Capias	CA	160	▼	+8.1%	+12
	Remand Support	RS	65	▲	+16.1%	+9
	Motion - Protective Order	MP	57	▲	+21.3%	+10
	Non-Family Abuse Protective Order	AP	35	▲	+40.0%	+10
	Violation of Protective Order	PV	7	▼	-69.6%	-16
	Restricted License for Non-Support	SL	6	▲	+200.0%	+4
	Criminal Support	CS	5	▼	-28.6%	-2
	Protective Order	PC	1	▲	-	+1
Violation Family Abuse Protective Order	PS	0	▼	-100.0%	-3	
Total			3,421	▲	8.1%	+255
Juvenile	Custody Visitation	CV	2,040	▼	-11.5%	-265
	Misdemeanor	DM	303	▲	+21.7%	+54
	Remand Custody	RC	92	▲	+10.8%	+9
	Felony	DF	91	▲	+30.0%	+21
	Remand Visitation	RV	89	▲	+8.5%	+7
	Paternity	PT	85	▲	+6.3%	+5
	Traffic	T	66	▼	-20.5%	-17
	Show Cause	SC	43	▲	+16.2%	+6
	Foster Care Review	FC	40	▼	-29.8%	-17
	Abuse and Neglect	AN	34	▼	-8.1%	-3
	Truancy	TR	33	▲	+32.0%	+8
	Non-Family Abuse Protective Order	AP	32	▼	-36.0%	-18
	Permanency Planning	PH	29	▲	+11.5%	+3
	Status	ST	25	▲	+92.3%	+12
	Voluntary Continuing Services and Support Agree	VA	24	▲	+20.0%	+4
	Child In Need of Services	CS	23	▲	+21.1%	+4
	Child at Risk	RI	11	▼	-52.2%	-12
	Initial Foster Care	IF	10	▼	-47.4%	-9
	Other	OT	10	▼	-9.1%	-1
	Temporary Detention Order	TD	10	▼	-54.5%	-12
	Terminate Parental Rights	TP	10	▼	-44.4%	-8
	Relief of Custody	CR	7	▼	-41.7%	-5
	Special Immigrant Juvenile Status	SI	6	▲	+200.0%	+4
	Emergency Custody Order	EC	5	▼	-16.7%	-1
	Motion - Protective Order	MP	3	↔	-	-
	Capias	CA	2	▲	+100.0%	+1
	Violation Family Abuse Protective Order	PS	2	▲	-	+2
	Family Abuse - Protective Order	FP	1	▼	-50.0%	-1
	Emancipation	EP	0	▼	-100.0%	-1
	Qualified Residential Treatment	QR	0	▼	-100.0%	-3
	Total			3,126	▼	-6.9%
GRAND TOTAL			6,547	▲	0.3%	+22

* Compared to same time period as previous year
 10/15/2024 1:36:19PM


** Case Type Categories are defined in the 2017 Virginia Judicial Workload Assessment
 Source: SCV-SQL-Information

Dispositions by Major Case Category**

Category	Summary	Change	% Change	Absolute Change
Adult Criminal	1,277	▲	+5.9%	+71
Child Dependency	165	▼	-23.3%	-50
Child in Need of Services/Supervision	57	▲	+26.7%	+12
Custody and Visitation	2,125	▼	-10.9%	-260
Delinquency	440	▲	+23.6%	+84
Juvenile Miscellaneous	25	▼	+66.7%	+10
New to Workload Study	6	▲	+200.0%	+4
Other	796	▲	+5.4%	+41
Protective Orders	387	▼	+13.8%	+47
Support	1,203	▲	+7.1%	+80
Traffic	66	▼	-20.5%	-17
GRAND TOTAL	6,547	▲	0.3%	+22

* Compared to same time period as previous year
 10/15/2024 1:36:19PM

** Case Type Categories are defined in the 2017 Virginia Judicial Workload Assessment
 Source: SCV-SQL-Information

2024 Overall GRAND TOTAL		Distribution of Caseload			Change*		Percentage (%) of Caseload		
6,642 -49 -0.7% 		Adult	3,318	50%	-2.2% ▼	-76	Adult	50.7%	50.0%
		Juvenile	3,324	50%	0.8% ▲	+27	Juvenile	49.3%	50.0%
		GRAND TOTAL	6,642	100%	-0.7% ▼	-49	GRAND TOTAL	100%	100%

Dispositions by Division & Code

Division	Case Type Description	Code	Summary	Change	% Change	Absolute Change
Adult	Misdemeanor	CM	727	▼	-5.7%	-44
	Civil Support	VS	672	▼	-2.3%	-16
	Other	OT	569	▼	-12.2%	-79
	Show Cause	SC	475	▲	+3.3%	+15
	Felony	CF	322	▲	+18.8%	+51
	Capias	CA	262	▼	-4.0%	-11
	Family Abuse - Protective Order	FP	220	▲	+2.3%	+5
	Non-Family Abuse Protective Order	AP	32	▲	+146.2%	+19
	Remand Support	RS	15	↔		-
	Motion - Protective Order	MP	10	▼	-37.5%	-6
	Violation of Protective Order	PV	5	▼	-66.7%	-10
	Violation Family Abuse Protective Order	PS	3	▲	+50.0%	+1
	Criminal Support	CS	2	▼	-33.3%	-1
	Emergency Custody Order	EC	2	▲	-	+2
Restricted License for Non-Support	SL	2	▼	-50.0%	-2	
	Total		3,318	▼	-2.2%	-76
Juvenile	Custody Visitation	CV	1,947	▼	-4.0%	-81
	Paternity	PT	364	▲	+3.7%	+13
	Misdemeanor	DM	313	▲	+6.5%	+19
	Traffic	T	142	▲	+1.4%	+2
	Felony	DF	124	▲	+11.7%	+13
	Status	ST	53	▲	+32.5%	+13
	Foster Care Review	FC	41	▲	+28.1%	+9
	Special Immigrant Juvenile Status	SI	41	▲	+192.9%	+27
	Permanency Planning	PH	38	▲	+46.2%	+12
	Show Cause	SC	31	▲	+106.7%	+16
	Civil Violation	CI	27	↔		-
	Child In Need of Services	CS	25	▲	+25.0%	+5
	Initial Foster Care	IF	23	▲	+43.8%	+7
	Other	OT	21	▲	+61.5%	+8
	Temporary Detention Order	TD	20	▲	+5.3%	+1
	Terminate Parental Rights	TP	18	▲	+125.0%	+10
	Abuse and Neglect	AN	17	▼	-50.0%	-17
	Capias	CA	17	▼	-34.6%	-9
	Non-Family Abuse Protective Order	AP	14	▲	+180.0%	+9
	Truancy	TR	14	▲	+600.0%	+12
	Remand Custody	RC	10	▼	-58.3%	-14
	Remand Visitation	RV	10	▼	-58.3%	-14
	Emergency Custody Order	EC	6	▼	-60.0%	-9
	Family Abuse - Protective Order	FP	2	▼	-50.0%	-2
	Relief of Custody	CR	2	▲	-	+2
	Child at Risk	RI	1	▲	-	+1
	Juvenile Support	JS	1	▲	-	+1
	Motion - Protective Order	MP	1	▲	-	+1
	Voluntary Continuing Services and Support Agree	VA	1	▲	-	+1
	Emancipation	EP	0	▼	-100.0%	-2
	Entrustment	ET	0	▼	-100.0%	-2
	Qualified Residential Treatment	QR	0	▼	-100.0%	-4
	Violation Family Abuse Protective Order	PS	0	▼	-100.0%	-1
		Total		3,324	▲	0.8%
	GRAND TOTAL		6,642	▼	-0.7%	-49

* Compared to same time period as previous year
 10/15/2024 1:36:19PM




** Case Type Categories are defined in the 2017 Virginia Judicial Workload Assessment
 Source: SCV-SQL-Information

Dispositions by Major Case Category**

Category	Summary	Change	% Change	Absolute Change
Adult Criminal	1,651	▼	-0.7%	-12
Child Dependency	141	▲	+15.6%	+19
Child in Need of Services/Supervision	42	▲	+90.9%	+20
Custody and Visitation	2,311	▼	-2.9%	-69
Delinquency	482	▼	+8.1%	+36
Juvenile Miscellaneous	53	▲	+26.2%	+11
New to Workload Study	68	▲	+65.9%	+27
Other	653	▲	-13.9%	-105
Protective Orders	279	▲	+10.3%	+26
Support	820	▲	-0.5%	-4
Traffic	142	▲	+1.4%	+2
GRAND TOTAL	6,642	▼	-0.7%	-49

* Compared to same time period as previous year
 10/15/2024 1:36:19PM

** Case Type Categories are defined in the 2017 Virginia Judicial Workload Assessment
 Source: SCV-SQL-Information

2024 Overall GRAND TOTAL		Distribution of Caseload			Change*		Percentage (%) of Caseload			
1,014	-99 -8.9%	Adult	518	51%	-7.8%	▼	-44	Adult	50.5%	51.1%
2024 		Juvenile	496	49%	-10.0%	▼	-55	Juvenile	49.5%	48.9%
2023 		GRAND TOTAL	1,014	100%	-8.9%	▼	-99	GRAND TOTAL	100%	100%

Dispositions by Division & Code

Division	Case Type Description	Code	Summary	Change	% Change	Absolute Change
Adult	Other	OT	111	▲	+15.6%	+15
	Show Cause	SC	95	▼	-19.5%	-23
	Civil Support	VS	91	▼	-18.8%	-21
	Misdemeanor	CM	91	▼	-21.6%	-25
	Family Abuse - Protective Order	FP	49	▲	+8.9%	+4
	Felony	CF	42	▲	+90.9%	+20
	Capias	CA	20	▲	-16.7%	-4
	Motion - Protective Order	MP	9	▼	-25.0%	-3
	Non-Family Abuse Protective Order	AP	3	▼	-62.5%	-5
	Remand Support	RS	3	↔		-
	Violation of Protective Order	PV	3	↔		-
	Restricted License for Non-Support	SL	1	▼	-50.0%	-1
	Violation Family Abuse Protective Order	PS	0	▼	-100.0%	-1
	Total		518	▼	-7.8%	-44
Juvenile	Custody Visitation	CV	333	▼	-13.5%	-52
	Misdemeanor	DM	53	▲	+65.6%	+21
	Traffic	T	21	▲	+50.0%	+7
	Child In Need of Services	CS	13	▲	+85.7%	+6
	Truancy	TR	12	▲	+20.0%	+2
	Paternity	PT	10	▼	-44.4%	-8
	Show Cause	SC	9	▼	-71.0%	-22
	Remand Custody	RC	8	▲	+33.3%	+2
	Remand Visitation	RV	8	▲	+100.0%	+4
	Child at Risk	RI	7	▲	-	+7
	Foster Care Review	FC	4	▼	-33.3%	-2
	Permanency Planning	PH	4	▼	-42.9%	-3
	Motion - Protective Order	MP	3	▲	+50.0%	+1
	Non-Family Abuse Protective Order	AP	3	↔		-
	Other	OT	2	▼	-33.3%	-1
	Abuse and Neglect	AN	1	▲	-	+1
	Civil Violation	CI	1	▲	-	+1
	Emergency Custody Order	EC	1	↔		-
	Initial Foster Care	IF	1	▼	-50.0%	-1
	Temporary Detention Order	TD	1	▼	-80.0%	-4
	Voluntary Continuing Services and Support Agree	VA	1	▼	-80.0%	-4
	Capias	CA	0	▼	-100.0%	-1
	Felony	DF	0	▼	-100.0%	-5
	Relief of Custody	CR	0	▼	-100.0%	-1
	Status	ST	0	▼	-100.0%	-2
	Terminate Parental Rights	TP	0	▼	-100.0%	-1
		Total		496	▼	-10.0%
	GRAND TOTAL		1,014	▼	-8.9%	-99

Dispositions by Major Case Category**

Category	Summary	Change	% Change	Absolute Change
Adult Criminal	217	▼	-12.9%	-32
Child Dependency	18	▲	-18.2%	-4
Child in Need of Services/Supervision	25	▲	+47.1%	+8
Custody and Visitation	343	▼	-14.9%	-60

* Compared to same time period as previous year
 10/15/2024 1:36:19PM

** Case Type Categories are defined in the 2017 Virginia Judicial Workload Assessment
 Source: SCV-SQL-Information

Delinquency	62	▼	-10.1%	-7
Juvenile Miscellaneous	0	▼	-100.0%	-2
New to Workload Study	1	▲	-	+1
Other	134	▲	+13.6%	+16
Protective Orders	67	▼	-4.3%	-3
Support	126	▲	-15.4%	-23
Traffic	21	▲	+50.0%	+7
GRAND TOTAL	1,014	▼	-8.9%	-99

2024 Overall GRAND TOTAL		Distribution of Caseload			Change*		Percentage (%) of Caseload		
2,634	-31 -1.2%	Adult	1,309	50%	5.1% ▲	+63	Adult	46.8%	49.7%
2024		Juvenile	1,325	50%	-6.6% ▼	-94	Juvenile	53.2%	50.3%
2023		GRAND TOTAL	2,634	100%	-1.2% ▼	-31	GRAND TOTAL	100%	100%

Dispositions by Division & Code

Division	Case Type Description	Code	Summary	Change	% Change	Absolute Change	
Adult	Show Cause	SC	297	▲	+13.4%	+35	
	Misdemeanor	CM	271	▲	+9.3%	+23	
	Other	OT	253	▲	+39.0%	+71	
	Civil Support	VS	180	▼	-3.7%	-7	
	Family Abuse - Protective Order	FP	92	▲	+64.3%	+36	
	Felony	CF	70	▼	-30.0%	-30	
	Capias	CA	65	▼	-18.8%	-15	
	Non-Family Abuse Protective Order	AP	33	▼	-45.9%	-28	
	Motion - Protective Order	MP	26	▼	-25.7%	-9	
	Violation of Protective Order	PV	15	▼	-42.3%	-11	
	Remand Support	RS	6	▼	-14.3%	-1	
	Violation Family Abuse Protective Order	PS	1	↔		-	
	Restricted License for Non-Support	SL	0	▼	-100.0%	-1	
	Total		1,309	▲	5.1%	+63	
Juvenile	Custody Visitation	CV	646	▼	-15.8%	-121	
	Misdemeanor	DM	110	▲	+17.0%	+16	
	Traffic	T	101	▼	-9.0%	-10	
	Abuse and Neglect	AN	75	▲	+2.7%	+2	
	Permanency Planning	PH	48	▼	-7.7%	-4	
	Initial Foster Care	IF	47	▲	+123.8%	+26	
	Foster Care Review	FC	46	▲	+15.0%	+6	
	Felony	DF	31	▼	-59.7%	-46	
	Motion - Protective Order	MP	31	▲	+29.2%	+7	
	Special Immigrant Juvenile Status	SI	26	▼	-35.0%	-14	
	Paternity	PT	23	▲	+76.9%	+10	
	Terminate Parental Rights	TP	18	▲	+12.5%	+2	
	Non-Family Abuse Protective Order	AP	17	▲	+240.0%	+12	
	Child In Need of Services	CS	15	▼	-25.0%	-5	
	Remand Custody	RC	12	▲	-	+12	
	Temporary Detention Order	TD	12	▼	-20.0%	-3	
	Truancy	TR	12	▲	+9.1%	+1	
	Remand Visitation	RV	11	▲	-	+11	
	Status	ST	10	▼	-28.6%	-4	
	Relief of Custody	CR	8	▲	+166.7%	+5	
	Emergency Custody Order	EC	7	▼	-22.2%	-2	
	Other	OT	5	▲	+150.0%	+3	
	Family Abuse - Protective Order	FP	4	▲	+300.0%	+3	
	Voluntary Continuing Services and Support Agreem	VA	4	↔		-	
	Show Cause	SC	3	▼	-25.0%	-1	
	Civil Violation	CI	2	↔		-	
	Restoration of Parental Rights	RR	1	▲	-	+1	
	Qualified Residential Treatment	QR	0	▼	-100.0%	-1	
		Total		1,325	▼	-6.6%	-94
		GRAND TOTAL		2,634	▼	-1.2%	-31

Dispositions by Major Case Category**

Category	Summary	Change	% Change	Absolute Change
Adult Criminal	619	▼	+3.7%	+22
Child Dependency	246	▲	+17.1%	+36

* Compared to same time period as previous year
 10/15/2024 1:36:19PM

** Case Type Categories are defined in the 2017 Virginia Judicial Workload Assessment
 Source: SCV-SQL-Information

CPSS - JCMS CASELOAD STATISTICS OF THE JUVENILE & DOMESTIC RELATIONS DISTRICT COURTS
 January 2024 thru September 2024 Dispositions (Compared to January 2023 thru September 2023)

Child in Need of Services/Supervision	27	▼	-12.9%	-4
Custody and Visitation	669	▲	-14.2%	-111
Delinquency	144	▼	-17.7%	-31
Juvenile Miscellaneous	10	▼	-28.6%	-4
New to Workload Study	28	▼	-33.3%	-14
Other	307	▲	+42.8%	+92
Protective Orders	203	▲	+11.5%	+21
Support	280	▼	-9.1%	-28
Traffic	101	▼	-9.0%	-10
GRAND TOTAL	2,634	▼	-1.2%	-31

2024 Overall GRAND TOTAL		Distribution of Caseload		Change*		Percentage (%) of Caseload			
1,388	-172 -11.0%	Adult	856	62%	-6.4%	-59	Adult	58.7%	61.7%
2024		Juvenile	532	38%	-17.5%	-113	Juvenile	41.3%	38.3%
2023		GRAND TOTAL	1,388	100%	-11.0%	-172	GRAND TOTAL	100%	100%

Dispositions by Division & Code

Division	Case Type Description	Code	Summary	Change	% Change	Absolute Change	
Adult	Show Cause	SC	220	▲	+15.8%	+30	
	Misdemeanor	CM	181	▼	-6.2%	-12	
	Other	OT	174	▼	-19.4%	-42	
	Civil Support	VS	94	▲	+13.3%	+11	
	Capias	CA	89	▼	-3.3%	-3	
	Family Abuse - Protective Order	FP	40	▼	-27.3%	-15	
	Felony	CF	33	▼	-21.4%	-9	
	Motion - Protective Order	MP	10	▼	-37.5%	-6	
	Violation of Protective Order	PV	10	▼	-23.1%	-3	
	Non-Family Abuse Protective Order	AP	4	▼	-55.6%	-5	
	Remand Support	RS	1	▼	-75.0%	-3	
	Restricted License for Non-Support	SL	0	▼	-100.0%	-2	
		Total		856	▼	-6.4%	-59
Juvenile	Custody Visitation	CV	197	▼	-33.9%	-101	
	Misdemeanor	DM	80	▲	+6.7%	+5	
	Abuse and Neglect	AN	45	▲	+55.2%	+16	
	Initial Foster Care	IF	37	▲	+184.6%	+24	
	Foster Care Review	FC	36	▲	+71.4%	+15	
	Traffic	T	33	▲	+6.5%	+2	
	Felony	DF	25	▼	-24.2%	-8	
	Permanency Planning	PH	18	▼	-25.0%	-6	
	Paternity	PT	10	▼	-9.1%	-1	
	Special Immigrant Juvenile Status	SI	9	▲	+28.6%	+2	
	Terminate Parental Rights	TP	7	▲	+75.0%	+3	
	Temporary Detention Order	TD	5	▼	-80.8%	-21	
	Emergency Custody Order	EC	4	▼	-63.6%	-7	
	Non-Family Abuse Protective Order	AP	4	▼	-66.7%	-8	
	Child In Need of Services	CS	3	▼	-57.1%	-4	
	Motion - Protective Order	MP	3	▼	-50.0%	-3	
	Other	OT	3	▲	-62.5%	-5	
	Show Cause	SC	3	▼	-40.0%	-2	
	Truancy	TR	3	▲	+50.0%	+1	
	Voluntary Continuing Services and Support Agreem	VA	3	▼	-40.0%	-2	
	Family Abuse - Protective Order	FP	2	▲	-	+2	
	Status	ST	2	▼	-84.6%	-11	
	Relief of Custody	CR	0	▼	-100.0%	-3	
	Remand Custody	RC	0	▼	-100.0%	-1	
		Total		532	▼	-17.5%	-113
	GRAND TOTAL			1,388	▼	-11.0%	-172

Dispositions by Major Case Category**

Category	Summary	Change	% Change	Absolute Change
Adult Criminal	420	▼	+2.4%	+10
Child Dependency	146	▲	+47.5%	+47
Child in Need of Services/Supervision	6	▼	-33.3%	-3
Custody and Visitation	207	▼	-33.0%	-102
Delinquency	108	▼	-4.4%	-5
Juvenile Miscellaneous	3	▲	-76.9%	-10

New to Workload Study	9	▲	+28.6%	+2
Other	186	▼	-30.1%	-80
Protective Orders	63	▲	-35.7%	-35
Support	207	▼	+1.0%	+2
Traffic	33	▲	+6.5%	+2
GRAND TOTAL	1,388	▼	-11.0%	-172

2024 Overall GRAND TOTAL		Distribution of Caseload		Change*		Percentage (%) of Caseload			
2,558	-171 -6.3%	Adult	1,350	53%	-9.1% ▼	-135	Adult	54.4%	52.8%
		Juvenile	1,208	47%	-2.9% ▼	-36	Juvenile	45.6%	47.2%
		GRAND TOTAL	2,558	100%	-6.3% ▼	-171	GRAND TOTAL	100%	100%

Dispositions by Division & Code

Division	Case Type Description	Code	Summary	Change	% Change	Absolute Change
Adult	Show Cause	SC	373	▲	-20.5%	-96
	Misdemeanor	CM	252	▼	-0.8%	-2
	Civil Support	VS	242	▼	-8.0%	-21
	Other	OT	147	▼	+5.8%	+8
	Capias	CA	120	▲	+21.2%	+21
	Family Abuse - Protective Order	FP	85	▼	-11.5%	-11
	Felony	CF	58	▼	-39.6%	-38
	Motion - Protective Order	MP	39	▲	+30.0%	+9
	Remand Support	RS	13	▲	+8.3%	+1
	Violation of Protective Order	PV	10	▼	-9.1%	-1
	Non-Family Abuse Protective Order	AP	6	▼	-25.0%	-2
	Restricted License for Non-Support	SL	5	▼	-16.7%	-1
	Violation Family Abuse Protective Order	PS	0	▼	-100.0%	-2
	Total		1,350	▼	-9.1%	-135
Juvenile	Custody Visitation	CV	707	▼	-8.3%	-64
	Misdemeanor	DM	154	▲	+23.2%	+29
	Traffic	T	74	▼	-7.5%	-6
	Felony	DF	49	▲	+122.7%	+27
	Special Immigrant Juvenile Status	SI	35	▲	+105.9%	+18
	Child In Need of Services	CS	26	▲	+4.0%	+1
	Remand Custody	RC	20	▲	+5.3%	+1
	Remand Visitation	RV	20	▲	+5.3%	+1
	Show Cause	SC	19	▲	+171.4%	+12
	Paternity	PT	14	▼	-17.6%	-3
	Permanency Planning	PH	12	↔		-
	Child at Risk	RI	9	▼	-10.0%	-1
	Status	ST	9	▼		-
	Temporary Detention Order	TD	8	▼	-11.1%	-1
	Truancy	TR	7	▲	+16.7%	+1
	Abuse and Neglect	AN	6	▼	-25.0%	-2
	Civil Violation	CI	6	↔		-
	Motion - Protective Order	MP	6	▼	-14.3%	-1
	Non-Family Abuse Protective Order	AP	6	▼	-73.9%	-17
	Initial Foster Care	IF	5	↔		-
	Foster Care Review	FC	3	▼	-80.0%	-12
	Capias	CA	2	↔		-
	Emergency Custody Order	EC	2	▼	-33.3%	-1
	Family Abuse - Protective Order	FP	2	▲	+100.0%	+1
	Terminate Parental Rights	TP	2	↔		-
	Emancipation	EP	1	↔		-
	Entrustment	ET	1	↔		-
	Other	OT	1	▼	-87.5%	-7
	Relief of Custody	CR	1	▼	-83.3%	-5
	Voluntary Continuing Services and Support Agreem	VA	1	▼	-75.0%	-3
	Violation of Protective Order	PV	0	▼	-100.0%	-4
	Total		1,208	▼	-2.9%	-36
	GRAND TOTAL		2,558	▼	-6.3%	-171

* Compared to same time period as previous year
 10/15/2024 1:36:19PM

** Case Type Categories are defined in the 2017 Virginia Judicial Workload Assessment
 Source: SCV-SQL-Information

Dispositions by Major Case Category**

Category	Summary	Change	% Change	Absolute Change
Adult Criminal	655	▼	-20.7%	-171
Child Dependency	40	▼	-36.5%	-23
Child in Need of Services/Supervision	46	▲	+35.3%	+12
Custody and Visitation	721	▼	-8.5%	-67
Delinquency	211	▲	+34.4%	+54
Juvenile Miscellaneous	10	▼		0
New to Workload Study	41	▲	+78.3%	+18
Other	211	▼	+1.0%	+2
Protective Orders	144	▲	-12.7%	-21
Support	405	▲	+8.3%	+31
Traffic	74	▼	-7.5%	-6
GRAND TOTAL	2,558	▼	-6.3%	-171

* Compared to same time period as previous year
 10/15/2024 1:36:19PM

** Case Type Categories are defined in the 2017 Virginia Judicial Workload Assessment
 Source: SCV-SQL-Information

2024 Overall GRAND TOTAL		Distribution of Caseload			Change*		Percentage (%) of Caseload					
2024 2023	905	+90	11.0%	↑	Adult	457	50%	29.1% ▲	+103	Adult	43.4%	50.5%
					Juvenile	448	50%	-2.8% ▼	-13	Juvenile	56.6%	49.5%
					GRAND TOTAL	905	100%	11.0% ▲	+90	GRAND TOTAL	100%	100%

Dispositions by Division & Code

Division	Case Type Description	Code	Summary	Change	% Change	Absolute Change
Adult	Show Cause	SC	103	▲	+41.1%	+30
	Civil Support	VS	84	▲	+15.1%	+11
	Other	OT	69	▲	+30.2%	+16
	Misdemeanor	CM	66	▲	+32.0%	+16
	Felony	CF	45	▲	+150.0%	+27
	Family Abuse - Protective Order	FP	32	▲	+10.3%	+3
	Remand Support	RS	21	▲	+31.3%	+5
	Capias	CA	15	▼	-6.3%	-1
	Motion - Protective Order	MP	12	▲	+9.1%	+1
	Non-Family Abuse Protective Order	AP	5	▼	-44.4%	-4
	Violation of Protective Order	PV	4	↔		-
	Bond Forfeiture	BF	1	▲	-	+1
	Protective Order	PC	0	▼	-100.0%	-2
	Total		457	▲	29.1%	+103
Juvenile	Custody Visitation	CV	250	▼	-16.9%	-51
	Misdemeanor	DM	45	▲	+87.5%	+21
	Permanency Planning	PH	24	▲	+200.0%	+16
	Traffic	T	18	▼	-48.6%	-17
	Remand Custody	RC	17	▲	+6.3%	+1
	Remand Visitation	RV	17	▲	+88.9%	+8
	Felony	DF	13	▲	+62.5%	+5
	Foster Care Review	FC	13	▲	+8.3%	+1
	Abuse and Neglect	AN	10	▼	-9.1%	-1
	Initial Foster Care	IF	7	▼	-12.5%	-1
	Truancy	TR	7	▲	+75.0%	+3
	Child In Need of Services	CS	6	▼	-25.0%	-2
	Non-Family Abuse Protective Order	AP	5	▼	-16.7%	-1
	Other	OT	4	▲	-	+4
	Temporary Detention Order	TD	4	▲	+100.0%	+2
	Voluntary Continuing Services and Support Agree	VA	4	▲	+100.0%	+2
	Paternity	PT	2	▲	+100.0%	+1
	Show Cause	SC	2	▲	+100.0%	+1
	Capias	CA	0	▼	-100.0%	-1
	Emergency Custody Order	EC	0	▼	-100.0%	-1
	Motion - Protective Order	MP	0	▼	-100.0%	-1
	Terminate Parental Rights	TP	0	▼	-100.0%	-2
	Total		448	▼	-2.8%	-13
	GRAND TOTAL		905	▲	11.0%	+90

Dispositions by Major Case Category**

Category	Summary	Change	% Change	Absolute Change
Adult Criminal	207	▲	+47.9%	+67
Child Dependency	58	▲	+34.9%	+15
Child in Need of Services/Supervision	13	▲	+8.3%	+1
Custody and Visitation	252	▲	-16.6%	-50
Delinquency	60	▲	+76.5%	+26
Other	132	▲	+36.1%	+35
Protective Orders	54	▼	-3.6%	-2

* Compared to same time period as previous year
 10/15/2024 1:36:19PM

** Case Type Categories are defined in the 2017 Virginia Judicial Workload Assessment
 Source: SCV-SQL-Information

CPSS - JCMS CASELOAD STATISTICS OF THE JUVENILE & DOMESTIC RELATIONS DISTRICT COURTS
January 2024 thru September 2024 Dispositions (Compared to January 2023 thru September 2023)

Fluvanna

District: 16 FIPS: 065

Support	111	▼	+15.6%	+15
Traffic	18	▼	-48.6%	-17
<i>GRAND TOTAL</i>	905	▲	11.0%	+90

2024 Overall GRAND TOTAL		Distribution of Caseload			Change*		Percentage (%) of Caseload		
569 -81 -12.5% 	Adult	224	39%	-18.2% ▼	-50	Adult	2023	2024	
	Juvenile	345	61%	-8.2% ▼	-31	Juvenile	42.2%	39.4%	
GRAND TOTAL		569	100%	-12.5% ▼	-81	GRAND TOTAL	100%	100%	

Dispositions by Division & Code

Division	Case Type Description	Code	Summary	Change	% Change	Absolute Change	
Adult	Misdemeanor	CM	60	▼	-25.9%	-21	
	Other	OT	48	▲	+2.1%	+1	
	Show Cause	SC	34	▲	-17.1%	-7	
	Civil Support	VS	28	▼	-34.9%	-15	
	Felony	CF	20	▲	+233.3%	+14	
	Family Abuse - Protective Order	FP	16	▲	+6.7%	+1	
	Capias	CA	13	▲	-13.3%	-2	
	Violation of Protective Order	PV	4	▼	-66.7%	-8	
	Remand Support	RS	1	▼	-85.7%	-6	
	Motion - Protective Order	MP	0	▼	-100.0%	-2	
	Violation Family Abuse Protective Order	PS	0	▼	-100.0%	-5	
	Total			224	▼	-18.2%	-50
Juvenile	Custody Visitation	CV	151	▼	-14.7%	-26	
	Misdemeanor	DM	78	▲	+9.9%	+7	
	Traffic	T	57	▼	-6.6%	-4	
	Felony	DF	17	▲	+112.5%	+9	
	Permanency Planning	PH	6	▲	+20.0%	+1	
	Motion - Protective Order	MP	5	▲	-	+5	
	Status	ST	4	↔	-	-	
	Capias	CA	3	▲	-	+3	
	Emergency Custody Order	EC	3	▲	+200.0%	+2	
	Remand Custody	RC	3	▼	-75.0%	-9	
	Remand Visitation	RV	3	▼	-72.7%	-8	
	Voluntary Continuing Services and Support Agreem	VA	3	▲	+200.0%	+2	
	Child In Need of Services	CS	2	▼	-60.0%	-3	
	Non-Family Abuse Protective Order	AP	2	▲	-	+2	
	Special Immigrant Juvenile Status	SI	2	▲	-	+2	
	Abuse and Neglect	AN	1	▼	-83.3%	-5	
	Civil Violation	CI	1	▲	-	+1	
	Foster Care Review	FC	1	▼	-75.0%	-3	
	Initial Foster Care	IF	1	▼	-80.0%	-4	
	Other	OT	1	▲	-	+1	
	Truancy	TR	1	▲	-	+1	
	Family Abuse - Protective Order	FP	0	▼	-100.0%	-1	
	Paternity	PT	0	▼	-100.0%	-1	
	Show Cause	SC	0	▼	-100.0%	-1	
	Temporary Detention Order	TD	0	▼	-100.0%	-2	
	Total			345	▼	-8.2%	-31
	GRAND TOTAL			569	▼	-12.5%	-81

Dispositions by Major Case Category**

Category	Summary	Change	% Change	Absolute Change
Adult Criminal	117	▼	-23.0%	-35
Child Dependency	12	▼	-42.9%	-9
Child in Need of Services/Supervision	3	▲	-50.0%	-3
Custody and Visitation	152	▲	-14.6%	-26
Delinquency	97	▲	+22.8%	+18
Juvenile Miscellaneous	4	↔	-	0

* Compared to same time period as previous year
 10/15/2024 1:36:19PM

** Case Type Categories are defined in the 2017 Virginia Judicial Workload Assessment
 Source: SCV-SQL-Information

New to Workload Study	3	▲	-	+3
Other	59	▲	-26.3%	-21
Protective Orders	23	▲	+27.8%	+5
Support	42	▲	-17.6%	-9
Traffic	57	▼	-6.6%	-4
GRAND TOTAL	569	▼	-12.5%	-81

2024 Overall GRAND TOTAL		Distribution of Caseload		Change*		Percentage (%) of Caseload			
953 +14 1.5% 	Adult	458	48%	-2.8%	▼	-13	Adult	2023	2024
	Juvenile	495	52%	5.8%	▲	+27	Juvenile	50.2%	48.1%
GRAND TOTAL		953	100%	1.5%	▲	+14	GRAND TOTAL	100%	100%

Dispositions by Division & Code

Division	Case Type Description	Code	Summary	Change	% Change	Absolute Change
Adult	Show Cause	SC	104	▲	+31.6%	+25
	Misdemeanor	CM	97	▼	-2.0%	-2
	Civil Support	VS	83	▼	-3.5%	-3
	Other	OT	67	▲	+11.7%	+7
	Family Abuse - Protective Order	FP	47	▲	+20.5%	+8
	Capias	CA	26	▲	+85.7%	+12
	Felony	CF	13	▼	-38.1%	-8
	Violation of Protective Order	PV	9	▼	-82.4%	-42
	Motion - Protective Order	MP	6	▼	-66.7%	-12
	Non-Family Abuse Protective Order	AP	5	▲	+150.0%	+3
	Remand Support	RS	1	▼	-50.0%	-1
Total			458	▼	-2.8%	-13
Juvenile	Custody Visitation	CV	288	▲	+8.3%	+22
	Traffic	T	44	▲	+37.5%	+12
	Misdemeanor	DM	34	▼	-30.6%	-15
	Foster Care Review	FC	16	▲	+23.1%	+3
	Non-Family Abuse Protective Order	AP	15	▲	+1,400.0%	+14
	Abuse and Neglect	AN	12	▲	+71.4%	+5
	Child In Need of Services	CS	12	▲	+33.3%	+3
	Permanency Planning	PH	12	▼	-53.8%	-14
	Special Immigrant Juvenile Status	SI	8	▲	+166.7%	+5
	Felony	DF	7	▼	-46.2%	-6
	Initial Foster Care	IF	6	▲	+20.0%	+1
	Show Cause	SC	6	▲	-	+6
	Entrustment	ET	5	▲	-	+5
	Status	ST	5	▲	-	+5
	Paternity	PT	4	↔	-	-
	Terminate Parental Rights	TP	4	▼	-73.3%	-11
	Motion - Protective Order	MP	3	▲	+50.0%	+1
	Other	OT	3	▲	+200.0%	+2
	Voluntary Continuing Services and Support Agree	VA	3	↔	-	-
	Truancy	TR	2	▲	+100.0%	+1
	Capias	CA	1	▲	-	+1
	Child at Risk	RI	1	▼	-66.7%	-2
	Emergency Custody Order	EC	1	▼	-66.7%	-2
	Family Abuse - Protective Order	FP	1	▲	-	+1
	Relief of Custody	CR	1	▲	-	+1
	Temporary Detention Order	TD	1	▼	-75.0%	-3
	Civil Violation	CI	0	▼	-100.0%	-1
	Qualified Residential Treatment	QR	0	▼	-100.0%	-1
	Remand Custody	RC	0	▼	-100.0%	-3
	Remand Visitation	RV	0	▼	-100.0%	-3
	Total			495	▲	5.8%
GRAND TOTAL			953	▲	1.5%	+14

Dispositions by Major Case Category**

Category	Summary	Change	% Change	Absolute Change
Adult Criminal	199	▼	-17.4%	-42
Child Dependency	60	▲	-17.8%	-13

* Compared to same time period as previous year
 10/15/2024 1:36:19PM

** Case Type Categories are defined in the 2017 Virginia Judicial Workload Assessment
 Source: SCV-SQL-Information

CPSS - JCMS CASELOAD STATISTICS OF THE JUVENILE & DOMESTIC RELATIONS DISTRICT COURTS
 January 2024 thru September 2024 Dispositions (Compared to January 2023 thru September 2023)

Greene

District: 16 FIPS: 079

Child in Need of Services/Supervision	14	▲	+40.0%	+4
Custody and Visitation	292	▲	+8.1%	+22
Delinquency	48	▲	-22.6%	-14
Juvenile Miscellaneous	5	▲	-	+5
New to Workload Study	8	▲	+100.0%	+4
Other	73	▲	-3.9%	-3
Protective Orders	77	▲	+24.2%	+15
Support	133	▲	+22.0%	+24
Traffic	44	▲	+37.5%	+12
GRAND TOTAL	953	▲	1.5%	+14

2024 Overall GRAND TOTAL		Distribution of Caseload			Change*		Percentage (%) of Caseload		
1,724 +15 0.9% 		Adult	938	54%	2.0% ▲	+18	Adult	53.8%	54.4%
		Juvenile	786	46%	-0.4% ▼	-3	Juvenile	46.2%	45.6%
GRAND TOTAL		1,724	100%	0.9% ▲	+15	GRAND TOTAL	100%	100%	

Dispositions by Division & Code

Division	Case Type Description	Code	Summary	Change	% Change	Absolute Change	
Adult	Misdemeanor	CM	221	▲	+26.3%	+46	
	Other	OT	203	▼	+6.8%	+13	
	Show Cause	SC	152	▲	+8.6%	+12	
	Civil Support	VS	126	▼	-10.0%	-14	
	Felony	CF	83	▼	-29.1%	-34	
	Family Abuse - Protective Order	FP	57	▲	+21.3%	+10	
	Capias	CA	47	▼	-17.5%	-10	
	Violation of Protective Order	PV	22	▲	+15.8%	+3	
	Motion - Protective Order	MP	12	▲	+20.0%	+2	
	Remand Support	RS	8	▼	-27.3%	-3	
	Restricted License for Non-Support	SL	4	▲	-	+4	
	Non-Family Abuse Protective Order	AP	2	▼	-84.6%	-11	
	Bond Forfeiture	BF	1	▲	-	+1	
	Criminal Support	CS	0	▼	-100.0%	-1	
Total			938	▲	2.0%	+18	
Juvenile	Custody Visitation	CV	502	▼	-8.9%	-49	
	Traffic	T	77	▲	+126.5%	+43	
	Misdemeanor	DM	56	▲	+5.7%	+3	
	Permanency Planning	PH	16	▲	+77.8%	+7	
	Remand Custody	RC	14	▼	-6.7%	-1	
	Remand Visitation	RV	14	▼	-6.7%	-1	
	Paternity	PT	13	▲	+116.7%	+7	
	Child In Need of Services	CS	12	▲	+50.0%	+4	
	Motion - Protective Order	MP	10	▲	+25.0%	+2	
	Abuse and Neglect	AN	8	▼	-42.9%	-6	
	Felony	DF	8	▼	-50.0%	-8	
	Civil Violation	CI	6	▼	-25.0%	-2	
	Foster Care Review	FC	6	▼	-40.0%	-4	
	Temporary Detention Order	TD	6	▲	+100.0%	+3	
	Truancy	TR	6	▼	-40.0%	-4	
	Initial Foster Care	IF	5	▼	-28.6%	-2	
	Terminate Parental Rights	TP	5	▲	+66.7%	+2	
	Capias	CA	4	▲	+300.0%	+3	
	Non-Family Abuse Protective Order	AP	4	▼	-42.9%	-3	
	Emergency Custody Order	EC	3	▲	-	+3	
	Entrustment	ET	3	▲	-	+3	
	Show Cause	SC	3	▲	+50.0%	+1	
	Voluntary Continuing Services and Support Agreem	VA	3	↔	-	-	
	Other	OT	1	↔	-	-	
	Status	ST	1	▼	-66.7%	-2	
	Family Abuse - Protective Order	FP	0	▼	-100.0%	-2	
	Total			786	▼	-0.4%	-3
	GRAND TOTAL			1,724	▲	0.9%	+15

Dispositions by Major Case Category**

Category	Summary	Change	% Change	Absolute Change
Adult Criminal	441	▲	+2.8%	+12
Child Dependency	46	▲	-	0
Child in Need of Services/Supervision	18	▲	-	0

* Compared to same time period as previous year
 10/15/2024 1:36:19PM

** Case Type Categories are defined in the 2017 Virginia Judicial Workload Assessment
 Source: SCV-SQL-Information

CPSS - JCMS CASELOAD STATISTICS OF THE JUVENILE & DOMESTIC RELATIONS DISTRICT COURTS
 January 2024 thru September 2024 Dispositions (Compared to January 2023 thru September 2023)

Louisa

District: 16 FIPS: 109

Custody and Visitation	515	▲	-7.5%	-42
Delinquency	71	▲	-1.4%	-1
Juvenile Miscellaneous	1	▼	-66.7%	-2
New to Workload Study	6	▼	-25.0%	-2
Other	249	▲	+6.0%	+14
Protective Orders	85	▼	-2.3%	-2
Support	215	▲	-2.3%	-5
Traffic	77	▲	+126.5%	+43
GRAND TOTAL	1,724	▲	0.9%	+15

2024 Overall GRAND TOTAL		Distribution of Caseload		Change*		Percentage (%) of Caseload		
648	+137 26.8%	Adult	273 42%	19.2% ▲	+44	Adult	44.8%	42.1%
2024		Juvenile	375 58%	33.0% ▲	+93	Juvenile	55.2%	57.9%
2023		GRAND TOTAL	648 100%	26.8% ▲	+137	GRAND TOTAL	100%	100%

Dispositions by Division & Code

Division	Case Type Description	Code	Summary	Change	% Change	Absolute Change
Adult	Show Cause	SC	74	▲	+68.2%	+30
	Misdemeanor	CM	53	▲	+29.3%	+12
	Civil Support	VS	45	▼	-4.3%	-2
	Other	OT	30	▼	-16.7%	-6
	Family Abuse - Protective Order	FP	22	▲	+15.8%	+3
	Felony	CF	22	▲	+120.0%	+12
	Capias	CA	14	▲	+16.7%	+2
	Motion - Protective Order	MP	5	▼	-16.7%	-1
	Non-Family Abuse Protective Order	AP	4	▼	-55.6%	-5
	Violation of Protective Order	PV	4	▼	-20.0%	-1
	Total		273	▲	19.2%	+44
Juvenile	Custody Visitation	CV	224	▲	+23.1%	+42
	Misdemeanor	DM	26	▲	+36.8%	+7
	Permanency Planning	PH	21	▲	+110.0%	+11
	Abuse and Neglect	AN	18	▲	+12.5%	+2
	Initial Foster Care	IF	17	▲	+88.9%	+8
	Traffic	T	11	↔	-	-
	Foster Care Review	FC	10	▲	+42.9%	+3
	Terminate Parental Rights	TP	10	▲	+400.0%	+8
	Child In Need of Services	CS	7	▲	+600.0%	+6
	Civil Violation	CI	7	▲	-	+7
	Paternity	PT	6	▲	+100.0%	+3
	Felony	DF	5	▼	-16.7%	-1
	Motion - Protective Order	MP	4	▲	+100.0%	+2
	Status	ST	3	▼	-62.5%	-5
	Non-Family Abuse Protective Order	AP	2	▼	-33.3%	-1
	Entrustment	ET	1	▲	-	+1
	Family Abuse - Protective Order	FP	1	▲	-	+1
	Mental Commitment	MC	1	▲	-	+1
	Relief of Custody	CR	1	▲	-	+1
	Emancipation	EP	0	▼	-100.0%	-1
Truancy	TR	0	▼	-100.0%	-1	
Voluntary Continuing Services and Support Agreem	VA	0	▼	-100.0%	-1	
	Total		375	▲	33.0%	+93
GRAND TOTAL			648	▲	26.8%	+137


Dispositions by Major Case Category**

Category	Summary	Change	% Change	Absolute Change
Adult Criminal	117	▲	+18.2%	+18
Child Dependency	78	▲	+73.3%	+33
Child in Need of Services/Supervision	7	▲	+250.0%	+5
Custody and Visitation	230	▲	+24.3%	+45
Delinquency	31	▲	+24.0%	+6
Juvenile Miscellaneous	3	▼	-66.7%	-6
New to Workload Study	7	▲	-	+7
Other	31	▲	-13.9%	-5
Protective Orders	38	▲	-2.6%	-1
Support	95	▲	+58.3%	+35

* Compared to same time period as previous year
 10/15/2024 1:36:19PM

** Case Type Categories are defined in the 2017 Virginia Judicial Workload Assessment
 Source: SCV-SQL-Information

Traffic		11	↔		0
	GRAND TOTAL	648	▲	26.8%	+137

2024 Overall GRAND TOTAL		Distribution of Caseload			Change*		Percentage (%) of Caseload		
1,741 -48 -2.7% 		Adult	877	50%	-0.9% ▼	-8	Adult	49.5%	50.4%
		Juvenile	864	50%	-4.4% ▼	-40	Juvenile	50.5%	49.6%
		GRAND TOTAL	1,741	100%	-2.7% ▼	-48	GRAND TOTAL	100%	100%

Dispositions by Division & Code

Division	Case Type Description	Code	Summary	Change	% Change	Absolute Change	
Adult	Show Cause	SC	220	▲	+5.3%	+11	
	Civil Support	VS	198	▲	+11.2%	+20	
	Misdemeanor	CM	148	▼	-0.7%	-1	
	Other	OT	114	▲	-27.4%	-43	
	Family Abuse - Protective Order	FP	72	▲	+22.0%	+13	
	Capias	CA	48	▼	-27.3%	-18	
	Felony	CF	43	▲	+26.5%	+9	
	Motion - Protective Order	MP	14	▲	+55.6%	+5	
	Remand Support	RS	8	▼	-11.1%	-1	
	Violation of Protective Order	PV	7	▲	+75.0%	+3	
	Non-Family Abuse Protective Order	AP	4	▼	-33.3%	-2	
	Bond Forfeiture	BF	1	▼	-50.0%	-1	
	Protective Order	PC	0	▼	-100.0%	-1	
	Restricted License for Non-Support	SL	0	▼	-100.0%	-2	
	Total		877	▼	-0.9%	-8	
Juvenile	Custody Visitation	CV	550	▼	-10.4%	-64	
	Misdemeanor	DM	59	▲	+15.7%	+8	
	Felony	DF	33	▲	+135.7%	+19	
	Child In Need of Services	CS	25	▲	+19.0%	+4	
	Permanency Planning	PH	23	▼	-23.3%	-7	
	Status	ST	21	▲	+50.0%	+7	
	Foster Care Review	FC	20	▲	+66.7%	+8	
	Traffic	T	17	▼	-26.1%	-6	
	Terminate Parental Rights	TP	14	▲	+180.0%	+9	
	Voluntary Continuing Services and Support Agree	VA	13	▲	+160.0%	+8	
	Civil Violation	CI	11	▲	+57.1%	+4	
	Remand Visitation	RV	10	▼	-33.3%	-5	
	Abuse and Neglect	AN	9	▼	-18.2%	-2	
	Initial Foster Care	IF	9	▲	+50.0%	+3	
	Paternity	PT	9	↔		-	
	Remand Custody	RC	9	▼	-40.0%	-6	
	Truancy	TR	8	▼	-46.7%	-7	
	Other	OT	6	▲	+50.0%	+2	
	Temporary Detention Order	TD	6	▼	-45.5%	-5	
	Non-Family Abuse Protective Order	AP	4	▼	-63.6%	-7	
	Emergency Custody Order	EC	2	▲	+100.0%	+1	
	Motion - Protective Order	MP	2	▼	-33.3%	-1	
	Special Immigrant Juvenile Status	SI	2	▲	-	+2	
	Emancipation	EP	1	▲	-	+1	
	Family Abuse - Protective Order	FP	1	↔		-	
	Qualified Residential Treatment	QR	0	▼	-100.0%	-6	
		Total		864	▼	-4.4%	-40
		GRAND TOTAL		1,741	▼	-2.7%	-48

Dispositions by Major Case Category**

Category	Summary	Change	% Change	Absolute Change
Adult Criminal	398	▼	+1.0%	+4
Child Dependency	88	▲	+17.3%	+13
Child in Need of Services/Supervision	33	▼	-8.3%	-3

* Compared to same time period as previous year
 10/15/2024 1:36:19PM

** Case Type Categories are defined in the 2017 Virginia Judicial Workload Assessment
 Source: SCV-SQL-Information

CPSS - JCMS CASELOAD STATISTICS OF THE JUVENILE & DOMESTIC RELATIONS DISTRICT COURTS
 January 2024 thru September 2024 Dispositions (Compared to January 2023 thru September 2023)

Orange

District: 16 FIPS: 137

Custody and Visitation	559	▼	-10.3%	-64
Delinquency	92	▲	+41.5%	+27
Juvenile Miscellaneous	22	▲	+57.1%	+8
New to Workload Study	13	▲	+85.7%	+6
Other	155	▲	-26.9%	-57
Protective Orders	97	▼	+9.0%	+8
Support	267	▼	+6.4%	+16
Traffic	17	▼	-26.1%	-6
GRAND TOTAL	1,741	▼	-2.7%	-48

2024 Overall GRAND TOTAL		Distribution of Caseload			Change*		Percentage (%) of Caseload		
3,486	-31 -0.9%	Adult	1,628	47%	0.1% ▲	+2	Adult	46.2%	46.7%
2024		Juvenile	1,858	53%	-1.7% ▼	-33	Juvenile	53.8%	53.3%
2023		GRAND TOTAL	3,486	100%	-0.9% ▼	-31	GRAND TOTAL	100%	100%

Dispositions by Division & Code

Division	Case Type Description	Code	Summary	Change	% Change	Absolute Change	
Adult	Misdemeanor	CM	405	▲	+9.5%	+35	
	Civil Support	VS	310	▼	-3.7%	-12	
	Show Cause	SC	256	▲	+19.6%	+42	
	Other	OT	219	▼	-19.8%	-54	
	Capias	CA	160	▲	+2.6%	+4	
	Felony	CF	144	▲	+5.1%	+7	
	Family Abuse - Protective Order	FP	110	▼	-20.9%	-29	
	Motion - Protective Order	MP	15	▲	+275.0%	+11	
	Non-Family Abuse Protective Order	AP	6	▲	+20.0%	+1	
	Protective Order	PC	1	▲	-	+1	
	Restricted License for Non-Support	SL	1	▼	-66.7%	-2	
	Violation of Protective Order	PV	1	▲	-	+1	
	Emergency Custody Order	EC	0	▼	-100.0%	-1	
	Violation Family Abuse Protective Order	PS	0	▼	-100.0%	-2	
	Total		1,628	▲	0.1%	+2	
Juvenile	Custody Visitation	CV	622	▼	-8.7%	-59	
	Misdemeanor	DM	247	▲	+14.9%	+32	
	Felony	DF	178	▲	+140.5%	+104	
	Civil Violation	CI	168	▲	+30.2%	+39	
	Status	ST	112	▼	-63.6%	-196	
	Show Cause	SC	79	▼	+5.3%	+4	
	Traffic	T	66	▼	-5.7%	-4	
	Abuse and Neglect	AN	65	▼	-47.2%	-58	
	Truancy	TR	53	▲	+55.9%	+19	
	Child In Need of Services	CS	42	▲	+5.0%	+2	
	Special Immigrant Juvenile Status	SI	42	▲	+4,100.0%	+41	
	Permanency Planning	PH	40	▲	+90.5%	+19	
	Non-Family Abuse Protective Order	AP	33	▲	+94.1%	+16	
	Paternity	PT	27	▲	+12.5%	+3	
	Foster Care Review	FC	21	▼	-8.7%	-2	
	Initial Foster Care	IF	19	▲	+26.7%	+4	
	Terminate Parental Rights	TP	17	▲	+183.3%	+11	
	Capias	CA	9	↔	-	-	
	Entrustment	ET	4	▲	+100.0%	+2	
	Motion - Protective Order	MP	3	↔	-	-	
	Voluntary Continuing Services and Support Agree	VA	3	▲	+200.0%	+2	
	Temporary Detention Order	TD	2	▼	-85.7%	-12	
	Emancipation	EP	1	▲	-	+1	
	Emergency Custody Order	EC	1	▼	-66.7%	-2	
	Family Abuse - Protective Order	FP	1	▲	-	+1	
	Mental Commitment	MC	1	▲	-	+1	
	Relief of Custody	CR	1	▲	-	+1	
	Remand Custody	RC	1	▲	-	+1	
	Other	OT	0	▼	-100.0%	-2	
	Qualified Residential Treatment	QR	0	▼	-100.0%	-1	
		Total		1,858	▼	-1.7%	-33
		GRAND TOTAL		3,486	▼	-0.9%	-31

* Compared to same time period as previous year
 10/15/2024 1:36:19PM

** Case Type Categories are defined in the 2017 Virginia Judicial Workload Assessment
 Source: SCV-SQL-Information

Dispositions by Major Case Category**

Category	Summary	Change	% Change	Absolute Change
Adult Criminal	857	▲	+9.5%	+74
Child Dependency	170	▲	-11.5%	-22
Child in Need of Services/Supervision	104	▲	+14.3%	+13
Custody and Visitation	649	▲	-7.9%	-56
Delinquency	504	▲	+41.6%	+148
Juvenile Miscellaneous	113	▲	-63.3%	-195
New to Workload Study	210	▲	+61.5%	+80
Other	224	▲	-23.5%	-69
Protective Orders	168	▲		0
Support	421	▼		0
Traffic	66	▼	-5.7%	-4
GRAND TOTAL	3,486	▼	-0.9%	-31

* Compared to same time period as previous year
 10/15/2024 1:36:19PM

** Case Type Categories are defined in the 2017 Virginia Judicial Workload Assessment
 Source: SCV-SQL-Information

2024 Overall GRAND TOTAL		Distribution of Caseload		Change*		Percentage (%) of Caseload		
95	-20 -17.4%	Adult	47 49%	-4.1% ▼	-2	Adult	42.6%	49.5%
2024		Juvenile	48 51%	-27.3% ▼	-18	Juvenile	57.4%	50.5%
2023		GRAND TOTAL	95 100%	-17.4% ▼	-20	GRAND TOTAL	100%	100%

Dispositions by Division & Code

Division	Case Type Description	Code	Summary	Change	% Change	Absolute Change
Adult	Other	OT	11	▲	+37.5%	+3
	Felony	CF	10	▲	+100.0%	+5
	Misdemeanor	CM	8	↔		-
	Civil Support	VS	5	▼	-61.5%	-8
	Family Abuse - Protective Order	FP	5	▲	-	+5
	Capias	CA	4	▼	-20.0%	-1
	Show Cause	SC	3	▲	-70.0%	-7
	Motion - Protective Order	MP	1	▲	-	+1
	Total			47	▼	-4.1%
Juvenile	Misdemeanor	DM	11	▼	-35.3%	-6
	Abuse and Neglect	AN	8	▲	+700.0%	+7
	Traffic	T	8	▼	-33.3%	-4
	Felony	DF	6	▲	+50.0%	+2
	Status	ST	6	▼	-45.5%	-5
	Custody Visitation	CV	4	▼	-66.7%	-8
	Child In Need of Services	CS	1	↔		-
	Foster Care Review	FC	1	▲	-	+1
	Paternity	PT	1	▲	-	+1
	Special Immigrant Juvenile Status	SI	1	▼	-66.7%	-2
	Truancy	TR	1	↔		-
	Non-Family Abuse Protective Order	AP	0	▼	-100.0%	-3
	Permanency Planning	PH	0	▼	-100.0%	-1
	Total			48	▼	-27.3%
GRAND TOTAL			95	▼	-17.4%	-20

Dispositions by Major Case Category**

Category	Summary	Change	% Change	Absolute Change		
Adult Criminal	24	↔	-14.3%	-4		
Child Dependency	9	▲	+350.0%	+7		
Child in Need of Services/Supervision	2	↔		0		
Custody and Visitation	5	▲	-58.3%	-7		
Delinquency	17	▲	-19.0%	-4		
Juvenile Miscellaneous	6	▼	-45.5%	-5		
New to Workload Study	1	▼	-66.7%	-2		
Other	11	▲	+37.5%	+3		
Protective Orders	6	▲	+100.0%	+3		
Support	6	▲	-53.8%	-7		
Traffic	8	▼	-33.3%	-4		
GRAND TOTAL			95	▼	-17.4%	-20

* Compared to same time period as previous year
 10/15/2024 1:36:19PM

** Case Type Categories are defined in the 2017 Virginia Judicial Workload Assessment
 Source: SCV-SQL-Information

2024 Overall GRAND TOTAL		Distribution of Caseload		Change*		Percentage (%) of Caseload			
3,192	-225 -6.6%	Adult	1,660	52%	-4.7% ▼	-82	Adult	51.0%	52.0%
2024		Juvenile	1,532	48%	-8.5% ▼	-143	Juvenile	49.0%	48.0%
2023		GRAND TOTAL	3,192	100%	-6.6% ▼	-225	GRAND TOTAL	100%	100%

Dispositions by Division & Code

Division	Case Type Description	Code	Summary	Change	% Change	Absolute Change
Adult	Misdemeanor	CM	448	▼	-3.9%	-18
	Other	OT	378	▼	-21.6%	-104
	Civil Support	VS	309	▲	+2.3%	+7
	Family Abuse - Protective Order	FP	133	▲	+15.7%	+18
	Felony	CF	121	▼	-8.3%	-11
	Capias	CA	107	▲	+23.0%	+20
	Show Cause	SC	107	▲	+9.2%	+9
	Protective Order	PC	17	▼	-45.2%	-14
	Bond Forfeiture	BF	15	▲	-	+15
	Motion - Protective Order	MP	10	▼	-9.1%	-1
	Violation of Protective Order	PV	8	▼	-11.1%	-1
	Non-Family Abuse Protective Order	AP	5	▼	-16.7%	-1
	Remand Support	RS	2	▲	+100.0%	+1
	Restricted License for Non-Support	SL	0	▼	-100.0%	-2
	Total		1,660	▼	-4.7%	-82
Juvenile	Custody Visitation	CV	740	▼	-14.3%	-123
	Misdemeanor	DM	215	▲	+4.4%	+9
	Status	ST	124	▼	-31.9%	-58
	Felony	DF	93	▲	+1.1%	+1
	Motion - Protective Order	MP	39	▲	+225.0%	+27
	Traffic	T	38	▼	-7.3%	-3
	Paternity	PT	33	▲	+65.0%	+13
	Foster Care Review	FC	32	▼	-23.8%	-10
	Permanency Planning	PH	31	▲	+6.9%	+2
	Other	OT	27	▲	+42.1%	+8
	Truancy	TR	21	▲	+16.7%	+3
	Special Immigrant Juvenile Status	SI	20	▲	-	+20
	Non-Family Abuse Protective Order	AP	19	▲	+58.3%	+7
	Abuse and Neglect	AN	18	▼	-64.7%	-33
	Initial Foster Care	IF	16	▼	-27.3%	-6
	Temporary Detention Order	TD	11	↔	-	-
	Show Cause	SC	9	▲	+80.0%	+4
	Terminate Parental Rights	TP	9	▲	+28.6%	+2
	Civil Violation	CI	8	▼	-20.0%	-2
	Voluntary Continuing Services and Support Agreem	VA	8	▲	+60.0%	+3
	Emergency Custody Order	EC	6	▼	-45.5%	-5
	Relief of Custody	CR	4	▲	+100.0%	+2
	Child In Need of Services	CS	3	▲	+50.0%	+1
	Entrustment	ET	2	▼	-33.3%	-1
	Family Abuse - Protective Order	FP	2	▲	-	+2
	Mental Commitment	MC	2	▲	-	+2
	Emancipation	EP	1	↔	-	-
	Protective Order	PC	1	▼	-50.0%	-1
	Capias	CA	0	▼	-100.0%	-1
	Juvenile Support	JS	0	▼	-100.0%	-1
	Qualified Residential Treatment	QR	0	▼	-100.0%	-3
	Remand Custody	RC	0	▼	-100.0%	-1
	Remand Visitation	RV	0	▼	-100.0%	-1
		Total		1,532	▼	-8.5%
	GRAND TOTAL		3,192	▼	-6.6%	-225

* Compared to same time period as previous year
 10/15/2024 1:36:19PM

** Case Type Categories are defined in the 2017 Virginia Judicial Workload Assessment
 Source: SCV-SQL-Information

Dispositions by Major Case Category**

Category	Summary	Change	% Change	Absolute Change
Adult Criminal	771	▲	+0.3%	+2
Child Dependency	120	▼	-26.8%	-44
Child in Need of Services/Supervision	24	▼	+9.1%	+2
Custody and Visitation	773	▲	-12.5%	-110
Delinquency	318	▲	+4.6%	+14
Juvenile Miscellaneous	125	▼	-31.7%	-58
New to Workload Study	28	▲	+180.0%	+18
Other	426	▲	-19.0%	-100
Protective Orders	208	▲	+33.3%	+52
Support	361	▼	+0.6%	+2
Traffic	38	▼	-7.3%	-3
GRAND TOTAL	3,192	▼	-6.6%	-225

* Compared to same time period as previous year
 10/15/2024 1:36:19PM

** Case Type Categories are defined in the 2017 Virginia Judicial Workload Assessment
 Source: SCV-SQL-Information

2024 Overall GRAND TOTAL		Distribution of Caseload			Change*		Percentage (%) of Caseload		
19,418	-1,571 -7.5%	Adult	9,294	48%	-12.1% ▼	-1,276	Adult	50.4%	47.9%
2024		Juvenile	10,124	52%	-2.8% ▼	-295	Juvenile	49.6%	52.1%
2023		GRAND TOTAL	19,418	100%	-7.5% ▼	-1,571	GRAND TOTAL	100%	100%

Dispositions by Division & Code

Division	Case Type Description	Code	Summary	Change	% Change	Absolute Change
Adult	Misdemeanor	CM	2,480	▼	-2.9%	-75
	Civil Support	VS	1,725	▼	-13.5%	-270
	Other	OT	1,641	▼	-36.4%	-941
	Show Cause	SC	977	▼	-3.7%	-38
	Felony	CF	944	▲	+18.1%	+145
	Family Abuse - Protective Order	FP	878	▲	+8.7%	+70
	Capias	CA	503	▼	-23.7%	-156
	Protective Order	PC	47	▲	+38.2%	+13
	Remand Support	RS	45	▼	-10.0%	-5
	Non-Family Abuse Protective Order	AP	34	↔	-	-
	Violation of Protective Order	PV	12	▼	-29.4%	-5
	Violation Family Abuse Protective Order	PS	6	▲	+200.0%	+4
	Bond Forfeiture	BF	1	▼	-94.4%	-17
	Motion - Protective Order	MP	1	▼	-50.0%	-1
	Total		9,294	▼	-12.1%	-1,276
Juvenile	Custody Visitation	CV	4,214	▼	-12.1%	-578
	Status	ST	1,420	▲	-15.0%	-251
	Misdemeanor	DM	1,224	▲	+9.2%	+103
	Traffic	T	864	▲	+12.4%	+95
	Felony	DF	648	▲	+35.6%	+170
	Special Immigrant Juvenile Status	SI	344	▲	+90.1%	+163
	Paternity	PT	188	▼	-1.6%	-3
	Temporary Detention Order	TD	185	▲	+1.6%	+3
	Show Cause	SC	143	▲	+4.4%	+6
	Capias	CA	137	▲	+26.9%	+29
	Abuse and Neglect	AN	136	▼	-14.5%	-23
	Permanency Planning	PH	101	▲	+9.8%	+9
	Foster Care Review	FC	95	▲	+3.3%	+3
	Initial Foster Care	IF	58	▼	-4.9%	-3
	Civil Violation	CI	55	▲	+27.9%	+12
	Non-Family Abuse Protective Order	AP	55	▼	-9.8%	-6
	Remand Custody	RC	54	▲	+10.2%	+5
	Remand Visitation	RV	54	▲	+10.2%	+5
	Terminate Parental Rights	TP	41	▲	+36.7%	+11
	Truancy	TR	35	▼	-23.9%	-11
	Emergency Custody Order	EC	20	▼	-25.9%	-7
	Voluntary Continuing Services and Support Agree	VA	18	▼	-21.7%	-5
	Other	OT	11	▲	+266.7%	+8
	Child In Need of Services	CS	8	▼	-27.3%	-3
	Family Abuse - Protective Order	FP	4	▼	-77.8%	-14
	Motion - Protective Order	MP	4	▼	-55.6%	-5
	Violation Family Abuse Protective Order	PS	3	▲	-	+3
	Emancipation	EP	2	▼	-66.7%	-4
	Protective Order	PC	2	▼	-50.0%	-2
	Entrustment	ET	1	↔	-	-
	Child at Risk	RI	0	▼	-100.0%	-1
	Qualified Residential Treatment	QR	0	▼	-100.0%	-3
	Relief of Custody	CR	0	▼	-100.0%	-1
		Total		10,124	▼	-2.8%
	GRAND TOTAL		19,418	▼	-7.5%	-1,571

* Compared to same time period as previous year
 10/15/2024 1:36:19PM

** Case Type Categories are defined in the 2017 Virginia Judicial Workload Assessment
 Source: SCV-SQL-Information

Dispositions by Major Case Category**

Category	Summary	Change	% Change	Absolute Change
Adult Criminal	4,397	▲	-3.3%	-149
Child Dependency	450	▼	-2.8%	-13
Child in Need of Services/Supervision	51	▼	-19.0%	-12
Custody and Visitation	4,416	▲	-11.6%	-577
Delinquency	2,135	▲	+16.5%	+303
Juvenile Miscellaneous	1,422	▼	-15.2%	-255
New to Workload Study	399	▲	+78.1%	+175
Other	2,010	▲	-31.7%	-932
Protective Orders	976	▼	+4.7%	+44
Support	2,298	▼	-9.8%	-250
Traffic	864	▲	+12.4%	+95
GRAND TOTAL	19,418	▼	-7.5%	-1,571

* Compared to same time period as previous year
 10/15/2024 1:36:19PM

** Case Type Categories are defined in the 2017 Virginia Judicial Workload Assessment
 Source: SCV-SQL-Information

2024 Overall GRAND TOTAL		Distribution of Caseload		Change*		Percentage (%) of Caseload			
2,078 	+212	Adult	910	44%	-4.3% ▼	-41	Adult	51.0%	43.8%
	11.4%	Juvenile	1,168	56%	27.7% ▲	+253	Juvenile	49.0%	56.2%
		GRAND TOTAL	2,078	100%	11.4% ▲	+212	GRAND TOTAL	100%	100%

Dispositions by Division & Code

Division	Case Type Description	Code	Summary	Change	% Change	Absolute Change	
Adult	Misdemeanor	CM	196	▼	-10.9%	-24	
	Civil Support	VS	194	▼	-13.8%	-31	
	Show Cause	SC	160	▲	+2.6%	+4	
	Other	OT	93	▲	-12.3%	-13	
	Family Abuse - Protective Order	FP	78	▼	-3.7%	-3	
	Felony	CF	78	▲	+11.4%	+8	
	Capias	CA	52	▼	-5.5%	-3	
	Motion - Protective Order	MP	24	▲	+4.3%	+1	
	Remand Support	RS	22	▲	+266.7%	+16	
	Violation of Protective Order	PV	9	▲	+350.0%	+7	
	Non-Family Abuse Protective Order	AP	2	▼	-66.7%	-4	
	Protective Order	PC	1	▲	-	+1	
	Restricted License for Non-Support	SL	1	▲	-	+1	
	Criminal Support	CS	0	▼	-100.0%	-1	
Total			910	▼	-4.3%	-41	
Juvenile	Custody Visitation	CV	682	▲	+18.6%	+107	
	Misdemeanor	DM	114	▲	+34.1%	+29	
	Traffic	T	103	▲	+12.0%	+11	
	Abuse and Neglect	AN	45	▲	+150.0%	+27	
	Motion - Protective Order	MP	31	▲	+342.9%	+24	
	Remand Custody	RC	25	▲	+177.8%	+16	
	Remand Visitation	RV	24	▲	+200.0%	+16	
	Felony	DF	23	▲	+21.1%	+4	
	Terminate Parental Rights	TP	19	▲	+111.1%	+10	
	Foster Care Review	FC	18	▼	-5.3%	-1	
	Initial Foster Care	IF	12	▲	+20.0%	+2	
	Permanency Planning	PH	11	▼	-42.1%	-8	
	Child In Need of Services	CS	10	▲	+100.0%	+5	
	Truancy	TR	6	▲	+20.0%	+1	
	Voluntary Continuing Services and Support Agree	VA	6	▲	+500.0%	+5	
	Entrustment	ET	5	▲	+150.0%	+3	
	Paternity	PT	5	▲	+25.0%	+1	
	Status	ST	5	▼	-28.6%	-2	
	Child at Risk	RI	4	▲	-	+4	
	Non-Family Abuse Protective Order	AP	4	▲	+33.3%	+1	
	Relief of Custody	CR	4	▲	+300.0%	+3	
	Family Abuse - Protective Order	FP	3	▲	-	+3	
	Other	OT	3	▲	-	+3	
	Temporary Detention Order	TD	3	▼	-40.0%	-2	
	Civil Violation	CI	2	▼	-71.4%	-5	
	Emergency Custody Order	EC	1	↔	-	-	
	Emancipation	EP	0	▼	-100.0%	-1	
	Juvenile Support	JS	0	▼	-100.0%	-1	
	Mental Commitment	MC	0	▼	-100.0%	-1	
	Qualified Residential Treatment	QR	0	▼	-100.0%	-1	
	Total			1,168	▲	27.7%	+253
	GRAND TOTAL			2,078	▲	11.4%	+212

* Compared to same time period as previous year
 10/15/2024 1:36:19PM

** Case Type Categories are defined in the 2017 Virginia Judicial Workload Assessment
 Source: SCV-SQL-Information

Dispositions by Major Case Category**

Category	Summary	Change	% Change	Absolute Change
Adult Criminal	439	▲	-1.1%	-5
Child Dependency	124	▲	+55.0%	+44
Child in Need of Services/Supervision	16	▲	+60.0%	+6
Custody and Visitation	687	▲	+18.7%	+108
Delinquency	137	▲	+31.7%	+33
Juvenile Miscellaneous	5	▼	-37.5%	-3
New to Workload Study	2	▼	-71.4%	-5
Other	171	▲	+25.7%	+35
Protective Orders	142	▲	+18.3%	+22
Support	252	▲	-11.9%	-34
Traffic	103	▲	+12.0%	+11
GRAND TOTAL	2,078	▲	11.4%	+212

* Compared to same time period as previous year
 10/15/2024 1:36:19PM

** Case Type Categories are defined in the 2017 Virginia Judicial Workload Assessment
 Source: SCV-SQL-Information

2024 Overall GRAND TOTAL		Distribution of Caseload		Change*		Percentage (%) of Caseload			
5,464 	+229 4.4%	Adult	2,576	47%	-4.1% ▼	-109	Adult	51.3%	47.1%
		Juvenile	2,888	53%	13.3% ▲	+338	Juvenile	48.7%	52.9%
		GRAND TOTAL	5,464	100%	4.4% ▲	+229	GRAND TOTAL	100%	100%

Dispositions by Division & Code

Division	Case Type Description	Code	Summary	Change	% Change	Absolute Change	
Adult	Misdemeanor	CM	639	▲	+0.3%	+2	
	Civil Support	VS	426	▼	-12.3%	-60	
	Show Cause	SC	395	▲	-2.7%	-11	
	Other	OT	366	▼	-11.2%	-46	
	Felony	CF	256	▲	+9.9%	+23	
	Family Abuse - Protective Order	FP	227	▼	-12.4%	-32	
	Capias	CA	158	▼	+12.9%	+18	
	Violation of Protective Order	PV	43	▲	+290.9%	+32	
	Motion - Protective Order	MP	37	▼	-14.0%	-6	
	Remand Support	RS	21	▼	-55.3%	-26	
	Non-Family Abuse Protective Order	AP	6	▼	-40.0%	-4	
	Restricted License for Non-Support	SL	2	▲	+100.0%	+1	
		Total		2,576	▼	-4.1%	-109
Juvenile	Custody Visitation	CV	1,291	▲	+2.8%	+35	
	Misdemeanor	DM	570	▲	+64.3%	+223	
	Traffic	T	505	▼	-1.6%	-8	
	Felony	DF	177	▲	+56.6%	+64	
	Temporary Detention Order	TD	32	▼	-17.9%	-7	
	Mental Commitment	MC	28	↔		-	
	Foster Care Review	FC	27	▲	+58.8%	+10	
	Terminate Parental Rights	TP	26	▲	+225.0%	+18	
	Abuse and Neglect	AN	25	▲	+212.5%	+17	
	Status	ST	25	▲	+25.0%	+5	
	Permanency Planning	PH	23	▼	-11.5%	-3	
	Initial Foster Care	IF	22	▲	+340.0%	+17	
	Remand Custody	RC	22	▼	-40.5%	-15	
	Remand Visitation	RV	22	▼	-40.5%	-15	
	Show Cause	SC	18	▲	+50.0%	+6	
	Emergency Custody Order	EC	13	↔		-	
	Truancy	TR	12	▲	+300.0%	+9	
	Motion - Protective Order	MP	11	▲	+266.7%	+8	
	Paternity	PT	11	▼	-42.1%	-8	
	Non-Family Abuse Protective Order	AP	9	▼	-52.6%	-10	
	Capias	CA	7	▲	+75.0%	+3	
	Child In Need of Services	CS	5	▼	-16.7%	-1	
	Civil Violation	CI	2	▼	-33.3%	-1	
	Relief of Custody	CR	2	▲	+100.0%	+1	
	Voluntary Continuing Services and Support Agreem	VA	2	▲	+100.0%	+1	
	Family Abuse - Protective Order	FP	1	↔		-	
	Entrustment	ET	0	▼	-100.0%	-4	
	Other	OT	0	▼	-100.0%	-3	
	Qualified Residential Treatment	QR	0	▼	-100.0%	-4	
		Total		2,888	▲	13.3%	+338
		GRAND TOTAL		5,464	▲	4.4%	+229

Dispositions by Major Case Category**

Category	Summary	Change	% Change	Absolute Change
Adult Criminal	1,341	▲	+3.6%	+46
Child Dependency	127	▲	+71.6%	+53

* Compared to same time period as previous year
 10/15/2024 1:36:19PM

** Case Type Categories are defined in the 2017 Virginia Judicial Workload Assessment
 Source: SCV-SQL-Information

CPSS - JCMS CASELOAD STATISTICS OF THE JUVENILE & DOMESTIC RELATIONS DISTRICT COURTS
 January 2024 thru September 2024 Dispositions (Compared to January 2023 thru September 2023)

Child in Need of Services/Supervision	17	▲	+88.9%	+8
Custody and Visitation	1,302	▼	+2.1%	+27
Delinquency	772	▲	+62.2%	+296
Juvenile Miscellaneous	25	▲	+25.0%	+5
New to Workload Study	2	▼	-33.3%	-1
Other	504	▼	-18.2%	-112
Protective Orders	291	▲	-13.1%	-44
Support	578	▲	-6.6%	-41
Traffic	505	▼	-1.6%	-8
GRAND TOTAL	5,464	▲	4.4%	+229

2024 Overall GRAND TOTAL		Distribution of Caseload		Change*		Percentage (%) of Caseload			
236 	+6	Adult	82	35%	-21.9% ▼	-23	Adult	45.7%	34.7%
	2.6%	Juvenile	154	65%	23.2% ▲	+29	Juvenile	54.3%	65.3%
		GRAND TOTAL	236	100%	2.6% ▲	+6	GRAND TOTAL	100%	100%

Dispositions by Division & Code

Division	Case Type Description	Code	Summary	Change	% Change	Absolute Change
Adult	Civil Support	VS	19	▲	+46.2%	+6
	Misdemeanor	CM	14	▼	-50.0%	-14
	Felony	CF	13	↔		-
	Show Cause	SC	13	▲	-23.5%	-4
	Other	OT	11	▼	-52.2%	-12
	Family Abuse - Protective Order	FP	5	▼	-28.6%	-2
	Remand Support	RS	3	▲	+50.0%	+1
	Motion - Protective Order	MP	2	▲	-	+2
	Capias	CA	1	▲	-	+1
	Non-Family Abuse Protective Order	AP	1	↔		-
	Violation of Protective Order	PV	0	▼	-100.0%	-1
		Total		82	▼	-21.9%
Juvenile	Custody Visitation	CV	71	▼	-16.5%	-14
	Misdemeanor	DM	32	▲	+113.3%	+17
	Traffic	T	28	▲	+154.5%	+17
	Remand Custody	RC	6	▲	+200.0%	+4
	Remand Visitation	RV	6	▲	+200.0%	+4
	Felony	DF	4	↔		-
	Status	ST	2	▲	-	-
	Capias	CA	1	▲	-	+1
	Child In Need of Services	CS	1	↔		-
	Civil Violation	CI	1	▲	-	+1
	Foster Care Review	FC	1	▲	-	+1
	Initial Foster Care	IF	1	▲	-	+1
	Show Cause	SC	0	▼	-100.0%	-1
	Special Immigrant Juvenile Status	SI	0	▼	-100.0%	-2
		Total		154	▲	23.2%
GRAND TOTAL			236	▲	2.6%	+6

Dispositions by Major Case Category**

Category	Summary	Change	% Change	Absolute Change	
Adult Criminal	36	▲	-37.9%	-22	
Child Dependency	2	▲	-	+2	
Child in Need of Services/Supervision	1	↔		0	
Custody and Visitation	71	▼	-16.5%	-14	
Delinquency	37	▲	+85.0%	+17	
Juvenile Miscellaneous	2	▲	-	0	
New to Workload Study	1	▲	-50.0%	-1	
Other	26	▲	-10.3%	-3	
Protective Orders	8	▲	-	0	
Support	24	▲	+71.4%	+10	
Traffic	28	▲	+154.5%	+17	
GRAND TOTAL		236	▲	2.6%	+6

* Compared to same time period as previous year
 10/15/2024 1:36:19PM

** Case Type Categories are defined in the 2017 Virginia Judicial Workload Assessment
 Source: SCV-SQL-Information

2024 Overall GRAND TOTAL		Distribution of Caseload			Change*		Percentage (%) of Caseload		
2,987 	+8	Adult	1,428	48%	-5.2% ▼	-78	Adult	50.6%	47.8%
	0.3%	Juvenile	1,559	52%	5.8% ▲	+86	Juvenile	49.4%	52.2%
GRAND TOTAL 2,987		GRAND TOTAL 2,987		100%	0.3% ▲	+8	GRAND TOTAL 100%		100%

Dispositions by Division & Code

Division	Case Type Description	Code	Summary	Change	% Change	Absolute Change	
Adult	Civil Support	VS	331	▼	-15.8%	-62	
	Misdemeanor	CM	273	▲	+16.7%	+39	
	Show Cause	SC	258	▼	-13.1%	-39	
	Other	OT	187	▼	-17.6%	-40	
	Capias	CA	117	▲	+15.8%	+16	
	Family Abuse - Protective Order	FP	106	▼	-16.5%	-21	
	Felony	CF	103	▲	+7.3%	+7	
	Motion - Protective Order	MP	23	▲	+43.8%	+7	
	Violation of Protective Order	PV	9	▲	+80.0%	+4	
	Protective Order	PC	7	▼	-12.5%	-1	
	Remand Support	RS	6	▲	+500.0%	+5	
	Restricted License for Non-Support	SL	4	▲	-	+4	
	Bond Forfeiture	BF	2	▲	-	+2	
	Non-Family Abuse Protective Order	AP	2	▲	+100.0%	+1	
Total			1,428	▼	-5.2%	-78	
Juvenile	Custody Visitation	CV	1,020	▼	-2.6%	-27	
	Misdemeanor	DM	81	▲	+19.1%	+13	
	Abuse and Neglect	AN	57	▲	+21.3%	+10	
	Status	ST	55	▲	+89.7%	+26	
	Paternity	PT	51	▼	-5.6%	-3	
	Traffic	T	51	▲	+70.0%	+21	
	Foster Care Review	FC	48	▲	+9.1%	+4	
	Permanency Planning	PH	48	▲	+23.1%	+9	
	Felony	DF	32	▲	+23.1%	+6	
	Initial Foster Care	IF	25	▲	+19.0%	+4	
	Temporary Detention Order	TD	19	▲	+171.4%	+12	
	Terminate Parental Rights	TP	17	▲	+30.8%	+4	
	Remand Custody	RC	10	▲	+400.0%	+8	
	Remand Visitation	RV	10	▲	+400.0%	+8	
	Relief of Custody	CR	7	▼	-41.7%	-5	
	Special Immigrant Juvenile Status	SI	7	▲	+133.3%	+4	
	Capias	CA	3	▲	-	+3	
	Emergency Custody Order	EC	3	▲	+50.0%	+1	
	Non-Family Abuse Protective Order	AP	3	▲	+200.0%	+2	
	Truancy	TR	3	▼	-66.7%	-6	
	Child In Need of Services	CS	2	▼	-66.7%	-4	
	Juvenile Support	JS	2	▲	-	+2	
	Emancipation	EP	1	▲	-	+1	
	Mental Commitment	MC	1	▲	-	+1	
	Motion - Protective Order	MP	1	▼	-83.3%	-5	
	Other	OT	1	↔	-	-	
	Show Cause	SC	1	▲	-	+1	
	Child at Risk	RI	0	▼	-100.0%	-1	
	Qualified Residential Treatment	QR	0	▼	-100.0%	-1	
	Voluntary Continuing Services and Support Agreem	VA	0	▼	-100.0%	-2	
	Total			1,559	▲	5.8%	+86
	GRAND TOTAL			2,987	▲	0.3%	+8

* Compared to same time period as previous year
 10/15/2024 1:36:19PM

** Case Type Categories are defined in the 2017 Virginia Judicial Workload Assessment
 Source: SCV-SQL-Information

Dispositions by Major Case Category**

Category	Summary	Change	% Change	Absolute Change
Adult Criminal	656	▲	+14.3%	+82
Child Dependency	202	▼	+12.2%	+22
Child in Need of Services/Supervision	5	▼	-66.7%	-10
Custody and Visitation	1,071	▼	-2.7%	-30
Delinquency	117	▲	+24.5%	+23
Juvenile Miscellaneous	56	▲	+93.1%	+27
New to Workload Study	7	▲	+133.3%	+4
Other	237	▲	-2.1%	-5
Protective Orders	135	▲	-10.6%	-16
Support	450	▲	-19.6%	-110
Traffic	51	▲	+70.0%	+21
GRAND TOTAL	2,987	▲	0.3%	+8

* Compared to same time period as previous year
 10/15/2024 1:36:19PM

** Case Type Categories are defined in the 2017 Virginia Judicial Workload Assessment
 Source: SCV-SQL-Information

2024 Overall GRAND TOTAL		Distribution of Caseload		Change*		Percentage (%) of Caseload			
881	-160 -15.4%	Adult	444	50%	-31.7% ▼	-206	Adult	2023 62.4%	2024 50.4%
2024		Juvenile	437	50%	11.8% ▲	+46	Juvenile	37.6%	49.6%
2023		GRAND TOTAL	881	100%	-15.4% ▼	-160	GRAND TOTAL	100%	100%

Dispositions by Division & Code

Division	Case Type Description	Code	Summary	Change	% Change	Absolute Change	
Adult	Show Cause	SC	108	▼	-33.3%	-54	
	Civil Support	VS	103	▼	-35.2%	-56	
	Misdemeanor	CM	92	▼	-11.5%	-12	
	Other	OT	72	▼	-10.0%	-8	
	Capias	CA	23	▼	-51.1%	-24	
	Family Abuse - Protective Order	FP	19	▼	-34.5%	-10	
	Felony	CF	17	▼	-70.7%	-41	
	Motion - Protective Order	MP	5	▲	+66.7%	+2	
	Violation of Protective Order	PV	4	↔		-	
	Protective Order	PC	1	▲		+1	
	Non-Family Abuse Protective Order	AP	0	▼	-100.0%	-1	
	Remand Support	RS	0	▼	-100.0%	-1	
	Restricted License for Non-Support	SL	0	▼	-100.0%	-2	
Total			444	▼	-31.7%	-206	
Juvenile	Custody Visitation	CV	274	▲	+9.2%	+23	
	Misdemeanor	DM	35	▲	+40.0%	+10	
	Traffic	T	24	▼	-4.0%	-1	
	Felony	DF	23	▲	+91.7%	+11	
	Child at Risk	RI	13	▲	+85.7%	+6	
	Paternity	PT	12	▲	+71.4%	+5	
	Permanency Planning	PH	11	▲	+10.0%	+1	
	Temporary Detention Order	TD	8	▲	+33.3%	+2	
	Truancy	TR	8	▲	+60.0%	+3	
	Abuse and Neglect	AN	5	▼	-37.5%	-3	
	Emergency Custody Order	EC	5	▲	+25.0%	+1	
	Foster Care Review	FC	3	▼	-40.0%	-2	
	Motion - Protective Order	MP	3	▲		+3	
	Relief of Custody	CR	3	▼	-25.0%	-1	
	Child In Need of Services	CS	2	▲	+100.0%	+1	
	Capias	CA	1	↔		-	
	Civil Violation	CI	1	▼	-66.7%	-2	
	Initial Foster Care	IF	1	▼	-50.0%	-1	
	Remand Custody	RC	1	▼	-85.7%	-6	
	Remand Visitation	RV	1	▼	-83.3%	-5	
	Special Immigrant Juvenile Status	SI	1	▲		+1	
	Terminate Parental Rights	TP	1	▲		+1	
	Voluntary Continuing Services and Support Agree	VA	1	↔		-	
	Qualified Residential Treatment	QR	0	▼	-100.0%	-1	
	Total			437	▲	11.8%	+46
	GRAND TOTAL			881	▼	-15.4%	-160

Dispositions by Major Case Category**

Category	Summary	Change	% Change	Absolute Change
Adult Criminal	186	▲	-35.6%	-103
Child Dependency	38	▲		0
Child in Need of Services/Supervision	10	▲	+66.7%	+4
Custody and Visitation	286	▲	+10.9%	+28
Delinquency	59	▲	+55.3%	+21

* Compared to same time period as previous year
 10/15/2024 1:36:19PM

** Case Type Categories are defined in the 2017 Virginia Judicial Workload Assessment
 Source: SCV-SQL-Information

New to Workload Study	2	▲	-33.3%	-1
Other	87	▼	-16.3%	-17
Protective Orders	27	▲	-18.2%	-6
Support	162	▼	-34.4%	-85
Traffic	24	▼	-4.0%	-1
GRAND TOTAL	881	▼	-15.4%	-160

2024 Overall GRAND TOTAL		Distribution of Caseload		Change*		Percentage (%) of Caseload		
1,025	+140 15.8%	Adult	406 40%	6.3% ▲	+24	Adult	2023 43.2%	2024 39.6%
2024		Juvenile	619 60%	23.1% ▲	+116	Juvenile	56.8%	60.4%
2023		GRAND TOTAL	1,025 100%	15.8% ▲	+140	GRAND TOTAL	100%	100%

Dispositions by Division & Code

Division	Case Type Description	Code	Summary	Change	% Change	Absolute Change	
Adult	Civil Support	VS	87	▼	-3.3%	-3	
	Misdemeanor	CM	84	▲	+12.0%	+9	
	Show Cause	SC	76	▲	+24.6%	+15	
	Felony	CF	49	▲	+14.0%	+6	
	Other	OT	47	▲	+56.7%	+17	
	Family Abuse - Protective Order	FP	33	▼	-23.3%	-10	
	Capias	CA	12	▼	-42.9%	-9	
	Motion - Protective Order	MP	11	▲	+10.0%	+1	
	Remand Support	RS	5	▲	+25.0%	+1	
	Non-Family Abuse Protective Order	AP	2	▼	-33.3%	-1	
	Restricted License for Non-Support	SL	0	▼	-100.0%	-2	
	Total		406	▲	6.3%	+24	
Juvenile	Custody Visitation	CV	339	▲	+12.3%	+37	
	Abuse and Neglect	AN	73	▲	+30.4%	+17	
	Permanency Planning	PH	54	▲	+107.7%	+28	
	Foster Care Review	FC	25	▲	+108.3%	+13	
	Terminate Parental Rights	TP	22	▲	-	+22	
	Initial Foster Care	IF	19	▼	-9.5%	-2	
	Misdemeanor	DM	17	▲	+13.3%	+2	
	Remand Custody	RC	15	▲	+36.4%	+4	
	Remand Visitation	RV	14	▲	+55.6%	+5	
	Traffic	T	11	▲	+10.0%	+1	
	Paternity	PT	9	▼	-40.0%	-6	
	Felony	DF	3	▼	-83.3%	-15	
	Motion - Protective Order	MP	3	▲	+200.0%	+2	
	Child In Need of Services	CS	2	▲	+100.0%	+1	
	Non-Family Abuse Protective Order	AP	2	▲	+100.0%	+1	
	Status	ST	2	▲	-	+2	
	Temporary Detention Order	TD	2	▲	+100.0%	+1	
	Voluntary Continuing Services and Support Agreen	VA	2	▲	-	+2	
	Capias	CA	1	▲	-	+1	
	Emergency Custody Order	EC	1	▼	-50.0%	-1	
	Family Abuse - Protective Order	FP	1	▲	-	+1	
	Relief of Custody	CR	1	↔	-	-	
	Show Cause	SC	1	▲	-	+1	
	Child at Risk	RI	0	▼	-100.0%	-1	
		Total		619	▲	23.1%	+116
		GRAND TOTAL		1,025	▲	15.8%	+140

Dispositions by Major Case Category**

Category	Summary	Change	% Change	Absolute Change
Adult Criminal	199	▲	+11.8%	+21
Child Dependency	196	▲	+67.5%	+79
Child in Need of Services/Supervision	2	▲	+100.0%	+1
Custody and Visitation	348	▼	+9.8%	+31
Delinquency	22	▲	-33.3%	-11
Juvenile Miscellaneous	2	▲	-	+2
Other	84	▲	+47.4%	+27

* Compared to same time period as previous year
 10/15/2024 1:36:19PM

** Case Type Categories are defined in the 2017 Virginia Judicial Workload Assessment
 Source: SCV-SQL-Information

CPSS - JCMS CASELOAD STATISTICS OF THE JUVENILE & DOMESTIC RELATIONS DISTRICT COURTS
 January 2024 thru September 2024 Dispositions (Compared to January 2023 thru September 2023)

Patrick

District: 21 FIPS: 141

Protective Orders	52	▲	-10.3%	-6
Support	109	▼	-4.4%	-5
Traffic	11	▲	+10.0%	+1
GRAND TOTAL	1,025	▲	15.8%	+140

2024 Overall GRAND TOTAL		Distribution of Caseload			Change*		Percentage (%) of Caseload		
3,133 	+58	Adult	2,123	68%	-1.5% ▼	-32	Adult	70.1%	67.8%
	1.9%	Juvenile	1,010	32%	9.8% ▲	+90	Juvenile	29.9%	32.2%
GRAND TOTAL		3,133	100%	1.9% ▲	+58	GRAND TOTAL	100%	100%	

Dispositions by Division & Code

Division	Case Type Description	Code	Summary	Change	% Change	Absolute Change
Adult	Misdemeanor	CM	536	▼	-0.4%	-2
	Other	OT	454	▲	+6.6%	+28
	Capias	CA	349	▲	+12.9%	+40
	Show Cause	SC	296	▼	-20.9%	-78
	Civil Support	VS	276	▼	-9.2%	-28
	Family Abuse - Protective Order	FP	105	▲	+6.1%	+6
	Felony	CF	92	▲	+5.7%	+5
	Non-Family Abuse Protective Order	AP	8	▼	-20.0%	-2
	Motion - Protective Order	MP	4	▲	+33.3%	+1
	Violation of Protective Order	PV	3	↔		-
	Restricted License for Non-Support	SL	0	▼	-100.0%	-2
	Total			2,123	▼	-1.5%
Juvenile	Custody Visitation	CV	437	▲	+2.8%	+12
	Misdemeanor	DM	165	▼	-0.6%	-1
	Truancy	TR	102	▲	+112.5%	+54
	Felony	DF	84	▲	+7.7%	+6
	Status	ST	55	▼	+1.9%	+1
	Permanency Planning	PH	25	↔		-
	Abuse and Neglect	AN	21	▲	+950.0%	+19
	Paternity	PT	18	▲	+12.5%	+2
	Foster Care Review	FC	17	↔		-
	Traffic	T	17	▼	-10.5%	-2
	Initial Foster Care	IF	14	▲	+40.0%	+4
	Non-Family Abuse Protective Order	AP	13	▲	+116.7%	+7
	Child In Need of Services	CS	12	↔		-
	Mental Commitment	MC	5	▼	-50.0%	-5
	Other	OT	5	▲	-	+5
	Temporary Detention Order	TD	4	▼	-42.9%	-3
	Terminate Parental Rights	TP	4	▼	-69.2%	-9
	Civil Violation	CI	3	▲	+50.0%	+1
	Entrustment	ET	3	▲	+200.0%	+2
	Voluntary Continuing Services and Support Agree	VA	2	▼	-33.3%	-1
	Emancipation	EP	1	▲	-	+1
	Emergency Custody Order	EC	1	▼	-75.0%	-3
	Family Abuse - Protective Order	FP	1	↔		-
	Special Immigrant Juvenile Status	SI	1	▲	-	+1
	Relief of Custody	CR	0	▼	-100.0%	-1
	Total			1,010	▲	9.8%
GRAND TOTAL			3,133	▲	1.9%	+58

Dispositions by Major Case Category**

Category	Summary	Change	% Change	Absolute Change
Adult Criminal	1,195	▼	-0.9%	-11
Child Dependency	86	▲	+19.4%	+14
Child in Need of Services/Supervision	114	▲	+90.0%	+54
Custody and Visitation	455	▲	+3.2%	+14
Delinquency	249	▲	+2.0%	+5
Juvenile Miscellaneous	56	▲	+3.7%	+2

* Compared to same time period as previous year
 10/15/2024 1:36:19PM

** Case Type Categories are defined in the 2017 Virginia Judicial Workload Assessment
 Source: SCV-SQL-Information

CPSS - JCMS CASELOAD STATISTICS OF THE JUVENILE & DOMESTIC RELATIONS DISTRICT COURTS
 January 2024 thru September 2024 Dispositions (Compared to January 2023 thru September 2023)

Danville

District: 22 FIPS: 590

New to Workload Study	4	▲	+100.0%	+2
Other	469	▲	+4.9%	+22
Protective Orders	131	▲	+10.1%	+12
Support	357	▼	-13.1%	-54
Traffic	17	▼	-10.5%	-2
GRAND TOTAL	3,133	▲	1.9%	+58

2024 Overall GRAND TOTAL		Distribution of Caseload		Change*		Percentage (%) of Caseload		
2,951	-115 -3.8%	Adult	1,225 42%	5.9% ▲	+68	Adult	2023 37.7%	2024 41.5%
2024		Juvenile	1,726 58%	-9.6% ▼	-183	Juvenile	62.3%	58.5%
2023		GRAND TOTAL	2,951 100%	-3.8% ▼	-115	GRAND TOTAL	100%	100%

Dispositions by Division & Code

Division	Case Type Description	Code	Summary	Change	% Change	Absolute Change	
Adult	Civil Support	VS	320	▲	+13.9%	+39	
	Misdemeanor	CM	288	▲	+28.0%	+63	
	Other	OT	205	▼	-1.9%	-4	
	Show Cause	SC	169	▲	+3.0%	+5	
	Family Abuse - Protective Order	FP	100	▲	+49.3%	+33	
	Capias	CA	48	▼	-21.3%	-13	
	Felony	CF	34	▼	-27.7%	-13	
	Non-Family Abuse Protective Order	AP	28	▼	-52.5%	-31	
	Motion - Protective Order	MP	15	▼	-28.6%	-6	
	Violation of Protective Order	PV	11	▲	+266.7%	+8	
	Remand Support	RS	6	▼	-68.4%	-13	
	Restricted License for Non-Support	SL	1	▲	-	+1	
	Bond Forfeiture	BF	0	▼	-100.0%	-1	
	Total		1,225	▲	5.9%	+68	
Juvenile	Custody Visitation	CV	949	▼	-6.1%	-62	
	Misdemeanor	DM	254	▲	+12.4%	+28	
	Abuse and Neglect	AN	115	↔	-	-	
	Status	ST	52	▲	-13.3%	-8	
	Traffic	T	45	▲	+4.7%	+2	
	Permanency Planning	PH	42	▲	+40.0%	+12	
	Child In Need of Services	CS	39	▲	+8.3%	+3	
	Motion - Protective Order	MP	37	↔	-	-	
	Foster Care Review	FC	32	▼	-38.5%	-20	
	Felony	DF	30	▼	-42.3%	-22	
	Remand Visitation	RV	26	▼	-58.1%	-36	
	Remand Custody	RC	24	▼	-67.1%	-49	
	Truancy	TR	21	▼	-4.5%	-1	
	Initial Foster Care	IF	19	▼	-26.9%	-7	
	Paternity	PT	10	▼	-58.3%	-14	
	Terminate Parental Rights	TP	10	▼	-23.1%	-3	
	Relief of Custody	CR	9	▲	+800.0%	+8	
	Non-Family Abuse Protective Order	AP	4	▼	-33.3%	-2	
	Civil Violation	CI	3	↔	-	-	
	Entrustment	ET	2	▼	-60.0%	-3	
	Capias	CA	1	↔	-	-	
	Special Immigrant Juvenile Status	SI	1	▲	-	+1	
	Voluntary Continuing Services and Support Agree	VA	1	▼	-80.0%	-4	
	Emergency Custody Order	EC	0	▼	-100.0%	-1	
	Qualified Residential Treatment	QR	0	▼	-100.0%	-5	
		Total		1,726	▼	-9.6%	-183
	GRAND TOTAL			2,951	▼	-3.8%	-115

Dispositions by Major Case Category**

Category	Summary	Change	% Change	Absolute Change
Adult Criminal	449	▲	+6.7%	+28
Child Dependency	230	▲	-8.7%	-22
Child in Need of Services/Supervision	60	▲	+3.4%	+2
Custody and Visitation	959	▼	-7.3%	-76
Delinquency	285	▼	+2.2%	+6

* Compared to same time period as previous year
 10/15/2024 1:36:19PM

** Case Type Categories are defined in the 2017 Virginia Judicial Workload Assessment
 Source: SCV-SQL-Information

Juvenile Miscellaneous	52	▲	-13.3%	-8
New to Workload Study	4	▲	+33.3%	+1
Other	261	▼	-28.3%	-103
Protective Orders	184	▼	-3.2%	-6
Support	422	▲	+16.9%	+61
Traffic	45	▲	+4.7%	+2
GRAND TOTAL	2,951	▼	-3.8%	-115

2024 Overall GRAND TOTAL		Distribution of Caseload			Change*		Percentage (%) of Caseload		
2,722 2024 2023	+68 2.6%	Adult	1,308	48%	7.7% ▲	+94	Adult	45.7%	48.1%
		Juvenile	1,414	52%	-1.8% ▼	-26	Juvenile	54.3%	51.9%
GRAND TOTAL		2,722	100%		2.6% ▲	+68	GRAND TOTAL	100%	100%

Dispositions by Division & Code

Division	Case Type Description	Code	Summary	Change	% Change	Absolute Change
Adult	Civil Support	VS	346	▲	+22.3%	+63
	Misdemeanor	CM	314	▼	-10.0%	-35
	Other	OT	235	▲	+8.8%	+19
	Show Cause	SC	174	▲	+13.7%	+21
	Family Abuse - Protective Order	FP	108	▼	-6.1%	-7
	Capias	CA	50	▲	+31.6%	+12
	Felony	CF	44	▲	+7.3%	+3
	Motion - Protective Order	MP	16	▲	+33.3%	+4
	Violation of Protective Order	PV	12	▲	+500.0%	+10
	Non-Family Abuse Protective Order	AP	6	▲	+200.0%	+4
	Violation Family Abuse Protective Order	PS	2	▲	+100.0%	+1
	Remand Support	RS	1	▼	-50.0%	-1
	Total			1,308	▲	7.7%
Juvenile	Custody Visitation	CV	945	▼	-2.7%	-26
	Abuse and Neglect	AN	63	▲	+90.9%	+30
	Misdemeanor	DM	59	▼	-38.5%	-37
	Traffic	T	57	▼	-24.0%	-18
	Initial Foster Care	IF	42	▲	+200.0%	+28
	Permanency Planning	PH	34	▼	-22.7%	-10
	Child In Need of Services	CS	30	▼	-11.8%	-4
	Child at Risk	RI	29	▲	+31.8%	+7
	Foster Care Review	FC	27	↔		-
	Voluntary Continuing Services and Support Agreem	VA	23	▲	+91.7%	+11
	Paternity	PT	20	▲	+42.9%	+6
	Temporary Detention Order	TD	16	▲	+77.8%	+7
	Status	ST	12	▼	-7.7%	-1
	Felony	DF	10	▼	-56.5%	-13
	Terminate Parental Rights	TP	10	▲	+66.7%	+4
	Non-Family Abuse Protective Order	AP	9	▲	+80.0%	+4
	Truancy	TR	7	▼	-46.2%	-6
	Relief of Custody	CR	6	▲	+100.0%	+3
	Emergency Custody Order	EC	5	▲	+66.7%	+2
	Entrustment	ET	4	▲	-	+4
	Motion - Protective Order	MP	2	▼	-66.7%	-4
	Civil Violation	CI	1	↔		-
	Emancipation	EP	1	▲	-	+1
	Family Abuse - Protective Order	FP	1	▼	-50.0%	-1
	Other	OT	1	▲	-	+1
	Qualified Residential Treatment	QR	0	▼	-100.0%	-7
	Remand Custody	RC	0	▼	-100.0%	-2
	Remand Visitation	RV	0	▼	-100.0%	-2
	Show Cause	SC	0	▼	-100.0%	-3
	Total			1,414	▼	-1.8%
GRAND TOTAL			2,722	▲	2.6%	+68

Dispositions by Major Case Category**

Category	Summary	Change	% Change	Absolute Change
Adult Criminal	564	▲	+4.4%	+24
Child Dependency	238	▲	+41.7%	+70

* Compared to same time period as previous year
 10/15/2024 1:36:19PM

** Case Type Categories are defined in the 2017 Virginia Judicial Workload Assessment
 Source: SCV-SQL-Information

Child in Need of Services/Supervision	37	▼	-21.3%	-10
Custody and Visitation	965	▲	-2.0%	-20
Delinquency	69	▼	-43.4%	-53
Juvenile Miscellaneous	13	▲		0
New to Workload Study	1	↔		0
Other	258	▲	+10.3%	+24
Protective Orders	142	▲		0
Support	378	▼	+15.6%	+51
Traffic	57	▼	-24.0%	-18
GRAND TOTAL	2,722	▲	2.6%	+68

2024 Overall GRAND TOTAL		Distribution of Caseload		Change*		Percentage (%) of Caseload		
7,189	-451 -5.9%	Adult	3,372 47%	-3.6% ▼	-127	Adult	45.8%	46.9%
2024		Juvenile	3,817 53%	-7.8% ▼	-324	Juvenile	54.2%	53.1%
2023		GRAND TOTAL	7,189 100%	-5.9% ▼	-451	GRAND TOTAL	100%	100%

Dispositions by Division & Code

Division	Case Type Description	Code	Summary	Change	% Change	Absolute Change
Adult	Misdemeanor	CM	920	▼	-9.0%	-91
	Other	OT	669	▼	-2.9%	-20
	Civil Support	VS	657	▼	-0.6%	-4
	Show Cause	SC	519	▲	+14.3%	+65
	Family Abuse - Protective Order	FP	324	▼	-17.1%	-67
	Felony	CF	150	▲	+36.4%	+40
	Motion - Protective Order	MP	41	▲	+24.2%	+8
	Capias	CA	27	▼	-43.8%	-21
	Non-Family Abuse Protective Order	AP	22	▼	-60.7%	-34
	Violation of Protective Order	PV	20	▼	-4.8%	-1
	Remand Support	RS	16	▼	-23.8%	-5
	Restricted License for Non-Support	SL	5	▲	+150.0%	+3
	Bond Forfeiture	BF	2	↔		-
	Total		3,372	▼	-3.6%	-127
Juvenile	Custody Visitation	CV	1,992	▼	-19.8%	-492
	Misdemeanor	DM	302	▲	+33.0%	+75
	Abuse and Neglect	AN	190	▼	-12.0%	-26
	Permanency Planning	PH	170	▼	-20.2%	-43
	Foster Care Review	FC	156	▲	+32.2%	+38
	Traffic	T	120	▲	+15.4%	+16
	Truancy	TR	110	▲	+32.5%	+27
	Temporary Detention Order	TD	90	▲	+42.9%	+27
	Initial Foster Care	IF	87	▲	+8.8%	+7
	Motion - Protective Order	MP	77	▼	-19.8%	-19
	Terminate Parental Rights	TP	76	▼	-31.5%	-35
	Status	ST	66	▲	+500.0%	+55
	Felony	DF	65	▼	-4.4%	-3
	Mental Commitment	MC	56	▲	+14.3%	+7
	Special Immigrant Juvenile Status	SI	54	▲	+350.0%	+42
	Remand Custody	RC	37	▲	+94.7%	+18
	Paternity	PT	30	▼	-33.3%	-15
	Remand Visitation	RV	29	▲	+70.6%	+12
	Relief of Custody	CR	23	▲	+155.6%	+14
	Emergency Custody Order	EC	17	▲	+142.9%	+10
	Non-Family Abuse Protective Order	AP	17	▼	-59.5%	-25
	Voluntary Continuing Services and Support Agree	VA	15	▲	+15.4%	+2
	Child In Need of Services	CS	13	▼	-18.8%	-3
	Entrustment	ET	10	▼	-16.7%	-2
	Capias	CA	8	▲	+33.3%	+2
	Family Abuse - Protective Order	FP	5	▲	+150.0%	+3
	Other	OT	1	▲	-50.0%	-1
	Restricted Operators License	RL	1	↔		-
	Child at Risk	RI	0	▼	-100.0%	-2
	Emancipation	EP	0	▼	-100.0%	-3
	Juvenile Support	JS	0	▼	-100.0%	-1
	Qualified Residential Treatment	QR	0	▼	-100.0%	-9
		Total		3,817	▼	-7.8%
	GRAND TOTAL		7,189	▼	-5.9%	-451

* Compared to same time period as previous year
 10/15/2024 1:36:19PM

** Case Type Categories are defined in the 2017 Virginia Judicial Workload Assessment
 Source: SCV-SQL-Information

Dispositions by Major Case Category**

Category	Summary	Change	% Change	Absolute Change
Adult Criminal	1,321	▼	-5.4%	-76
Child Dependency	727	▼	-7.2%	-56
Child in Need of Services/Supervision	123	▲	+24.2%	+24
Custody and Visitation	2,023	▲	-20.0%	-506
Delinquency	374	▲	+24.3%	+73
Juvenile Miscellaneous	67	▲	+378.6%	+53
New to Workload Study	54	▲	+350.0%	+42
Other	914	▲	+5.4%	+47
Protective Orders	486	▲	-21.6%	-134
Support	979	▼	+7.2%	+66
Traffic	121	▲	+15.2%	+16
GRAND TOTAL	7,189	▼	-5.9%	-451

* Compared to same time period as previous year
 10/15/2024 1:36:19PM

** Case Type Categories are defined in the 2017 Virginia Judicial Workload Assessment
 Source: SCV-SQL-Information

2024 Overall GRAND TOTAL		Distribution of Caseload			Change*		Percentage (%) of Caseload		
3,574 	+129 3.7%	Adult	1,478	41%	-8.5% ▼	-137	Adult	46.9%	41.4%
		Juvenile	2,096	59%	14.5% ▲	+266	Juvenile	53.1%	58.6%
		GRAND TOTAL	3,574	100%	3.7% ▲	+129	GRAND TOTAL	100%	100%

Dispositions by Division & Code

Division	Case Type Description	Code	Summary	Change	% Change	Absolute Change
Adult	Civil Support	VS	342	▼	-2.3%	-8
	Misdemeanor	CM	333	▼	-21.5%	-91
	Show Cause	SC	262	▲	+26.6%	+55
	Other	OT	229	▼	-26.1%	-81
	Family Abuse - Protective Order	FP	145	▲	+3.6%	+5
	Felony	CF	67	▼	-28.7%	-27
	Capias	CA	37	▲	+32.1%	+9
	Remand Support	RS	22	▼	-26.7%	-8
	Non-Family Abuse Protective Order	AP	20	▲	+11.1%	+2
	Motion - Protective Order	MP	16	▲	+60.0%	+6
	Violation of Protective Order	PV	4	▲	+33.3%	+1
	Restricted License for Non-Support Protective Order	SL	1	▲	-	+1
		PC	0	▼	-100.0%	-1
	Total		1,478	▼	-8.5%	-137
Juvenile	Custody Visitation	CV	1,065	▲	+13.4%	+126
	Misdemeanor	DM	243	▲	+56.8%	+88
	Traffic	T	117	▲	+2.6%	+3
	Status	ST	105	▲	+16.7%	+15
	Abuse and Neglect	AN	103	▼	-20.8%	-27
	Felony	DF	98	▲	+151.3%	+59
	Permanency Planning	PH	70	▼	-13.6%	-11
	Foster Care Review	FC	38	▼	-2.6%	-1
	Initial Foster Care	IF	36	▲	+63.6%	+14
	Truancy	TR	33	▲	+43.5%	+10
	Terminate Parental Rights	TP	32	▲	+128.6%	+18
	Voluntary Continuing Services and Support Agree	VA	32	▲	+33.3%	+8
	Motion - Protective Order	MP	24	▼	-4.0%	-1
	Non-Family Abuse Protective Order	AP	18	▲	+63.6%	+7
	Remand Custody	RC	17	▼	-64.6%	-31
	Paternity	PT	16	▼	-11.1%	-2
	Child In Need of Services	CS	12	▲	+140.0%	+7
	Temporary Detention Order	TD	10	▼	-41.2%	-7
	Special Immigrant Juvenile Status	SI	9	▲	+200.0%	+6
	Relief of Custody	CR	6	▼	-40.0%	-4
	Civil Violation	CI	5	▲	+25.0%	+1
	Entrustment	ET	3	▼	-40.0%	-2
	Capias	CA	1	▼	-80.0%	-4
	Emancipation	EP	1	↔	-	-
	Family Abuse - Protective Order	FP	1	▲	-	+1
	Show Cause	SC	1	↔	-	-
	Emergency Custody Order	EC	0	▼	-100.0%	-2
	Qualified Residential Treatment	QR	0	▼	-100.0%	-3
	Remand Visitation	RV	0	▼	-100.0%	-2
		Total		2,096	▲	14.5%
	GRAND TOTAL		3,574	▲	3.7%	+129

* Compared to same time period as previous year
 10/15/2024 1:36:19PM

** Case Type Categories are defined in the 2017 Virginia Judicial Workload Assessment
 Source: SCV-SQL-Information

Dispositions by Major Case Category**

Category	Summary	Change	% Change	Absolute Change
Adult Criminal	588	▼	-11.7%	-78
Child Dependency	320	▲	-2.4%	-8
Child in Need of Services/Supervision	45	▲	+60.7%	+17
Custody and Visitation	1,081	▲	+13.0%	+124
Delinquency	343	▲	+71.5%	+143
Juvenile Miscellaneous	106	▲	+16.5%	+15
New to Workload Study	14	▲	+100.0%	+7
Other	278	▼	-32.0%	-131
Protective Orders	224	▲	+9.8%	+20
Support	458	▲	+3.9%	+17
Traffic	117	▲	+2.6%	+3
GRAND TOTAL	3,574	▲	3.7%	+129

* Compared to same time period as previous year
 10/15/2024 1:36:19PM

** Case Type Categories are defined in the 2017 Virginia Judicial Workload Assessment
 Source: SCV-SQL-Information

2024 Overall GRAND TOTAL		Distribution of Caseload		Change*		Percentage (%) of Caseload			
1,196	-201 -14.4%	Adult	548	46%	-9.1%	-55	Adult	43.2%	45.8%
2024		Juvenile	648	54%	-18.4%	-146	Juvenile	56.8%	54.2%
2023		GRAND TOTAL	1,196	100%	-14.4%	-201	GRAND TOTAL	100%	100%

Dispositions by Division & Code

Division	Case Type Description	Code	Summary	Change	% Change	Absolute Change	
Adult	Misdemeanor	CM	177	▼	-4.8%	-9	
	Civil Support	VS	94	▼	-11.3%	-12	
	Other	OT	88	▲	-9.3%	-9	
	Show Cause	SC	67	▼	-13.0%	-10	
	Family Abuse - Protective Order	FP	43	▲	+4.9%	+2	
	Capias	CA	37	▲	+60.9%	+14	
	Felony	CF	32	▼	-39.6%	-21	
	Remand Support	RS	5	▼	-50.0%	-5	
	Motion - Protective Order	MP	3	▼	-50.0%	-3	
	Non-Family Abuse Protective Order	AP	1	▲	-	+1	
	Violation of Protective Order	PV	1	▼	-66.7%	-2	
	Protective Order	PC	0	▼	-100.0%	-1	
		Total		548	▼	-9.1%	-55
Juvenile	Custody Visitation	CV	229	▼	-23.4%	-70	
	Misdemeanor	DM	117	▲	+1.7%	+2	
	Traffic	T	67	▼	-17.3%	-14	
	Abuse and Neglect	AN	55	▲	+52.8%	+19	
	Status	ST	29	▲	+52.6%	+10	
	Mental Commitment	MC	22	▼	-50.0%	-22	
	Foster Care Review	FC	21	▲	+75.0%	+9	
	Permanency Planning	PH	20	▼	-28.6%	-8	
	Felony	DF	18	▼	-55.0%	-22	
	Initial Foster Care	IF	12	▲	+20.0%	+2	
	Temporary Detention Order	TD	10	▼	-9.1%	-1	
	Motion - Protective Order	MP	9	▼	-47.1%	-8	
	Remand Custody	RC	9	▼	-43.8%	-7	
	Remand Visitation	RV	9	▼	-43.8%	-7	
	Voluntary Continuing Services and Support Agree	VA	9	▼	-25.0%	-3	
	Paternity	PT	3	▼	-50.0%	-3	
	Relief of Custody	CR	2	▲	+100.0%	+1	
	Child In Need of Services	CS	1	▲	-	+1	
	Civil Violation	CI	1	↔	-	-	
	Emergency Custody Order	EC	1	▼	-75.0%	-3	
	Non-Family Abuse Protective Order	AP	1	▼	-50.0%	-1	
	Other	OT	1	▼	-50.0%	-1	
	Show Cause	SC	1	▲	-	+1	
	Truancy	TR	1	▼	-50.0%	-1	
	Emancipation	EP	0	▼	-100.0%	-1	
	Entrustment	ET	0	▼	-100.0%	-9	
	Qualified Residential Treatment	QR	0	▼	-100.0%	-2	
	Special Immigrant Juvenile Status	SI	0	▼	-100.0%	-1	
	Terminate Parental Rights	TP	0	▼	-100.0%	-7	
		Total		648	▼	-18.4%	-146
	GRAND TOTAL			1,196	▼	-14.4%	-201

Dispositions by Major Case Category**

Category	Summary	Change	% Change	Absolute Change
Adult Criminal	286	▼	-6.5%	-20
Child Dependency	119	▼	+1.7%	+2

* Compared to same time period as previous year
 10/15/2024 1:36:19PM

** Case Type Categories are defined in the 2017 Virginia Judicial Workload Assessment
 Source: SCV-SQL-Information

CPSS - JCMS CASELOAD STATISTICS OF THE JUVENILE & DOMESTIC RELATIONS DISTRICT COURTS
 January 2024 thru September 2024 Dispositions (Compared to January 2023 thru September 2023)

Child in Need of Services/Supervision	2	▲		0
Custody and Visitation	232	▼	-23.9%	-73
Delinquency	136	▲	-12.3%	-19
Juvenile Miscellaneous	29	▼	+45.0%	+9
New to Workload Study	1	▼	-50.0%	-1
Other	145	▼	-27.5%	-55
Protective Orders	57	▲	-13.6%	-9
Support	122	▼	-14.7%	-21
Traffic	67	▼	-17.3%	-14
GRAND TOTAL	1,196	▼	-14.4%	-201

2024 Overall GRAND TOTAL		Distribution of Caseload			Change*		Percentage (%) of Caseload		
1,685	-63 -3.6%	Adult	899	53%	0.8% ▲	+7	Adult	2023 51.0%	2024 53.4%
2024		Juvenile	786	47%	-8.2% ▼	-70	Juvenile	49.0%	46.6%
2023		GRAND TOTAL	1,685	100%	-3.6% ▼	-63	GRAND TOTAL	100%	100%

Dispositions by Division & Code

Division	Case Type Description	Code	Summary	Change	% Change	Absolute Change	
Adult	Misdemeanor	CM	189	▲	+11.8%	+20	
	Civil Support	VS	165	▼	-9.3%	-17	
	Other	OT	139	▼	-10.3%	-16	
	Show Cause	SC	137	▼	-19.4%	-33	
	Felony	CF	101	▲	+119.6%	+55	
	Family Abuse - Protective Order	FP	82	▼	-8.9%	-8	
	Capias	CA	32	▲	+33.3%	+8	
	Motion - Protective Order	MP	23	▼	-34.3%	-12	
	Violation of Protective Order	PV	15	▲	+15.4%	+2	
	Remand Support	RS	7	▲	+600.0%	+6	
	Non-Family Abuse Protective Order	AP	6	↔		-	
	Restricted License for Non-Support	SL	3	▲	+200.0%	+2	
	Total		899	▲	0.8%	+7	
Juvenile	Custody Visitation	CV	507	▼	-2.7%	-14	
	Misdemeanor	DM	52	▼	-22.4%	-15	
	Traffic	T	45	▼	-8.2%	-4	
	Abuse and Neglect	AN	25	▼	-59.7%	-37	
	Felony	DF	16	▲	+6.7%	+1	
	Paternity	PT	16	▼	-30.4%	-7	
	Foster Care Review	FC	14	↔		-	
	Remand Visitation	RV	14	▲	-	+14	
	Temporary Detention Order	TD	14	▲	+75.0%	+6	
	Truancy	TR	14	▼	-17.6%	-3	
	Remand Custody	RC	12	▲	+33.3%	+3	
	Permanency Planning	PH	10	▼	-28.6%	-4	
	Status	ST	10	▲	-23.1%	-3	
	Entrustment	ET	9	▲	+350.0%	+7	
	Non-Family Abuse Protective Order	AP	7	▼	-30.0%	-3	
	Initial Foster Care	IF	6	▼	-25.0%	-2	
	Child In Need of Services	CS	5	▲	+150.0%	+3	
	Motion - Protective Order	MP	5	▼	-37.5%	-3	
	Other	OT	2	▲	+100.0%	+1	
	Relief of Custody	CR	1	▲	-	+1	
	Special Immigrant Juvenile Status	SI	1	▲	-	+1	
	Voluntary Continuing Services and Support Agreem	VA	1	▲	-	+1	
	Child at Risk	RI	0	▼	-100.0%	-2	
	Emancipation	EP	0	▼	-100.0%	-1	
	Emergency Custody Order	EC	0	▼	-100.0%	-3	
	Terminate Parental Rights	TP	0	▼	-100.0%	-7	
		Total		786	▼	-8.2%	-70
		GRAND TOTAL		1,685	▼	-3.6%	-63

Dispositions by Major Case Category**

Category	Summary	Change	% Change	Absolute Change
Adult Criminal	418	▲	+13.6%	+50
Child Dependency	66	▲	-39.4%	-43
Child in Need of Services/Supervision	19	▲		0
Custody and Visitation	523	▼	-3.9%	-21
Delinquency	68	▼	-17.1%	-14

* Compared to same time period as previous year
 10/15/2024 1:36:19PM

** Case Type Categories are defined in the 2017 Virginia Judicial Workload Assessment
 Source: SCV-SQL-Information

CPSS - JCMS CASELOAD STATISTICS OF THE JUVENILE & DOMESTIC RELATIONS DISTRICT COURTS
 January 2024 thru September 2024 Dispositions (Compared to January 2023 thru September 2023)

Juvenile Miscellaneous	10	▼	-28.6%	-4
New to Workload Study	1	▲	-	+1
Other	188	▲	+6.2%	+11
Protective Orders	123	▼	-17.4%	-26
Support	224	▲	-5.5%	-13
Traffic	45	▼	-8.2%	-4
GRAND TOTAL	1,685	▼	-3.6%	-63

2024 Overall GRAND TOTAL		Distribution of Caseload		Change*		Percentage (%) of Caseload			
3,339	-472 -12.4%	Adult	1,453	44%	-16.4% ▼	-286	Adult	45.6%	43.5%
2024		Juvenile	1,886	56%	-9.0% ▼	-186	Juvenile	54.4%	56.5%
2023		GRAND TOTAL	3,339	100%	-12.4% ▼	-472	GRAND TOTAL	100%	100%

Dispositions by Division & Code

Division	Case Type Description	Code	Summary	Change	% Change	Absolute Change
Adult	Civil Support	VS	399	▲	+7.3%	+27
	Show Cause	SC	264	▲	-2.9%	-8
	Misdemeanor	CM	262	▼	-30.1%	-113
	Other	OT	162	▼	-23.2%	-49
	Family Abuse - Protective Order	FP	126	▼	-16.6%	-25
	Felony	CF	63	▼	-64.6%	-115
	Capias	CA	62	▼	-24.4%	-20
	Motion - Protective Order	MP	51	▲	+88.9%	+24
	Remand Support	RS	42	▲	+7.7%	+3
	Violation of Protective Order	PV	15	▼	-25.0%	-5
	Non-Family Abuse Protective Order	AP	5	▼	-50.0%	-5
	Restricted License for Non-Support	SL	1	▼	-50.0%	-1
	Violation Family Abuse Protective Order	PS	1	▲	-	+1
	Total		1,453	▼	-16.4%	-286
Juvenile	Custody Visitation	CV	1,172	▼	-0.3%	-4
	Remand Custody	RC	80	▼	-2.4%	-2
	Remand Visitation	RV	76	▼	-3.8%	-3
	Misdemeanor	DM	62	▼	-48.3%	-58
	Foster Care Review	FC	59	▼	-7.8%	-5
	Abuse and Neglect	AN	55	▼	-64.1%	-98
	Status	ST	55	▲	+31.0%	+13
	Motion - Protective Order	MP	51	▲	+64.5%	+20
	Permanency Planning	PH	48	▲	+23.1%	+9
	Traffic	T	41	▼	-30.5%	-18
	Truancy	TR	41	▲	+70.8%	+17
	Voluntary Continuing Services and Support Agree	VA	18	↔	-	-
	Child In Need of Services	CS	16	▲	+33.3%	+4
	Felony	DF	15	▼	-72.7%	-40
	Paternity	PT	15	▼	-48.3%	-14
	Non-Family Abuse Protective Order	AP	14	▲	+250.0%	+10
	Initial Foster Care	IF	13	▼	-51.9%	-14
	Temporary Detention Order	TD	12	▲	+71.4%	+5
	Relief of Custody	CR	11	▲	+266.7%	+8
	Terminate Parental Rights	TP	10	▼	-44.4%	-8
	Entrustment	ET	8	▼	-38.5%	-5
	Emergency Custody Order	EC	4	▲	+100.0%	+2
	Show Cause	SC	4	▲	-	-
	Other	OT	3	↔	-	-
	Emancipation	EP	2	▲	-	+2
	Juvenile Support	JS	1	↔	-	-
	Capias	CA	0	▼	-100.0%	-1
	Civil Violation	CI	0	▼	-100.0%	-2
	Family Abuse - Protective Order	FP	0	▼	-100.0%	-1
	Qualified Residential Treatment	QR	0	▼	-100.0%	-1
	Restoration of Parental Rights	RR	0	▼	-100.0%	-1
	Special Immigrant Juvenile Status	SI	0	▼	-100.0%	-1
		Total		1,886	▼	-9.0%
	GRAND TOTAL		3,339	▼	-12.4%	-472

* Compared to same time period as previous year
 10/15/2024 1:36:19PM

** Case Type Categories are defined in the 2017 Virginia Judicial Workload Assessment
 Source: SCV-SQL-Information

Dispositions by Major Case Category**

Category	Summary	Change	% Change	Absolute Change
Adult Criminal	563	▲	-33.6%	-285
Child Dependency	222	▼	-33.9%	-114
Child in Need of Services/Supervision	58	▲	+45.0%	+18
Custody and Visitation	1,187	▼	-1.5%	-18
Delinquency	80	▲	-54.5%	-96
Juvenile Miscellaneous	57	▲	+35.7%	+15
New to Workload Study	0	▼	-100.0%	-3
Other	379	▼	-10.6%	-45
Protective Orders	247	▲	+10.3%	+23
Support	505	▼	+11.2%	+51
Traffic	41	▼	-30.5%	-18
GRAND TOTAL	3,339	▼	-12.4%	-472

* Compared to same time period as previous year
 10/15/2024 1:36:19PM

** Case Type Categories are defined in the 2017 Virginia Judicial Workload Assessment
 Source: SCV-SQL-Information

2024 Overall GRAND TOTAL		Distribution of Caseload		Change*		Percentage (%) of Caseload		
2,495 	+47 1.9%	Adult	1,200 48%	-9.0% ▼	-118	Adult	53.8%	48.1%
		Juvenile	1,295 52%	14.6% ▲	+165	Juvenile	46.2%	51.9%
		GRAND TOTAL	2,495 100%	1.9% ▲	+47	GRAND TOTAL	100%	100%

Dispositions by Division & Code

Division	Case Type Description	Code	Summary	Change	% Change	Absolute Change
Adult	Civil Support	VS	358	▲	+10.8%	+35
	Show Cause	SC	216	▼	-3.1%	-7
	Misdemeanor	CM	197	▼	-23.6%	-61
	Other	OT	189	▼	-12.9%	-28
	Family Abuse - Protective Order	FP	96	▼	-23.2%	-29
	Capias	CA	65	▲	+3.2%	+2
	Felony	CF	60	▼	-27.7%	-23
	Motion - Protective Order	MP	13	▼	-7.1%	-1
	Non-Family Abuse Protective Order	AP	5	▼	-50.0%	-5
	Remand Support	RS	1	▲	-	+1
	Restricted License for Non-Support	SL	0	▼	-100.0%	-2
	Total		1,200	▼	-9.0%	-118
Juvenile	Custody Visitation	CV	855	▲	+13.5%	+102
	Misdemeanor	DM	111	▲	+54.2%	+39
	Abuse and Neglect	AN	46	↔	-	-
	Traffic	T	46	▲	+7.0%	+3
	Foster Care Review	FC	33	▲	+94.1%	+16
	Status	ST	31	▼	-41.5%	-22
	Permanency Planning	PH	30	▲	+114.3%	+16
	Terminate Parental Rights	TP	21	▲	+50.0%	+7
	Truancy	TR	21	▲	+23.5%	+4
	Motion - Protective Order	MP	20	▲	+33.3%	+5
	Initial Foster Care	IF	18	▲	+28.6%	+4
	Felony	DF	15	▼	-6.3%	-1
	Non-Family Abuse Protective Order	AP	12	▲	+71.4%	+5
	Paternity	PT	12	▼	-45.5%	-10
	Temporary Detention Order	TD	9	▼	-18.2%	-2
	Child In Need of Services	CS	6	▼	-50.0%	-6
	Other	OT	3	▲	-	+3
	Relief of Custody	CR	2	▲	-	+2
	Civil Violation	CI	1	↔	-	-
	Emergency Custody Order	EC	1	▼	-50.0%	-1
	Special Immigrant Juvenile Status	SI	1	▲	-	+1
Voluntary Continuing Services and Support Agreen	VA	1	▲	-	+1	
Qualified Residential Treatment	QR	0	▼	-100.0%	-1	
	Total		1,295	▲	14.6%	+165
	GRAND TOTAL		2,495	▲	1.9%	+47

Dispositions by Major Case Category**

Category	Summary	Change	% Change	Absolute Change
Adult Criminal	457	▼	-14.9%	-80
Child Dependency	151	▲	+42.5%	+45
Child in Need of Services/Supervision	27	▼	-6.9%	-2
Custody and Visitation	867	▼	+11.9%	+92
Delinquency	126	▲	+43.2%	+38
Juvenile Miscellaneous	31	▼	-41.5%	-22
New to Workload Study	2	▲	+100.0%	+1
Other	203	▲	-11.7%	-27

* Compared to same time period as previous year
 10/15/2024 1:36:19PM

** Case Type Categories are defined in the 2017 Virginia Judicial Workload Assessment
 Source: SCV-SQL-Information

CPSS - JCMS CASELOAD STATISTICS OF THE JUVENILE & DOMESTIC RELATIONS DISTRICT COURTS
 January 2024 thru September 2024 Dispositions (Compared to January 2023 thru September 2023)

Protective Orders	146	▲	-14.6%	-25
Support	439	▼	+5.8%	+24
Traffic	46	▲	+7.0%	+3
GRAND TOTAL	2,495	▲	1.9%	+47

2024 Overall GRAND TOTAL		Distribution of Caseload			Change*		Percentage (%) of Caseload		
5,004	-12 -0.2%	Adult	2,600	52%	2.2% ▲	+57	Adult	50.7%	52.0%
2024		Juvenile	2,404	48%	-2.8% ▼	-69	Juvenile	49.3%	48.0%
2023		GRAND TOTAL	5,004	100%	-0.2% ▼	-12	GRAND TOTAL	100%	100%

Dispositions by Division & Code

Division	Case Type Description	Code	Summary	Change	% Change	Absolute Change	
Adult	Misdemeanor	CM	604	▼	-8.2%	-54	
	Other	OT	492	▲	+8.6%	+39	
	Civil Support	VS	429	▲	+9.4%	+37	
	Show Cause	SC	428	▲	+7.3%	+29	
	Felony	CF	264	▲	+25.1%	+53	
	Family Abuse - Protective Order	FP	161	▼	-16.6%	-32	
	Capias	CA	152	▲	-20.0%	-38	
	Motion - Protective Order	MP	46	▲	+43.8%	+14	
	Non-Family Abuse Protective Order	AP	10	▲	+42.9%	+3	
	Remand Support	RS	10	▲	+233.3%	+7	
	Restricted License for Non-Support	SL	4	▲	+300.0%	+3	
	Protective Order	PC	0	▼	-100.0%	-3	
	Violation of Protective Order	PV	0	▼	-100.0%	-1	
		Total		2,600	▲	2.2%	+57
Juvenile	Custody Visitation	CV	1,007	▼	-12.5%	-144	
	Misdemeanor	DM	277	▲	+35.8%	+73	
	Foster Care Review	FC	122	▼	-2.4%	-3	
	Abuse and Neglect	AN	115	▼	-14.2%	-19	
	Permanency Planning	PH	114	▼	-23.0%	-34	
	Terminate Parental Rights	TP	108	▼	-8.5%	-10	
	Felony	DF	75	▼	-21.1%	-20	
	Initial Foster Care	IF	59	▲	+84.4%	+27	
	Traffic	T	59	▲	+34.1%	+15	
	Truancy	TR	58	▲	+16.0%	+8	
	Entrustment	ET	54	▲	+134.8%	+31	
	Paternity	PT	46	▼	-23.3%	-14	
	Mental Commitment	MC	45	▼	-22.4%	-13	
	Emergency Custody Order	EC	40	▼	-18.4%	-9	
	Status	ST	36	▲	+125.0%	+20	
	Temporary Detention Order	TD	36	▼	-14.3%	-6	
	Child at Risk	RI	33	▲	+135.7%	+19	
	Child In Need of Services	CS	33	▲	+50.0%	+11	
	Remand Custody	RC	20	▲	+66.7%	+8	
	Motion - Protective Order	MP	14	▲	+100.0%	+7	
	Non-Family Abuse Protective Order	AP	11	▼	-26.7%	-4	
	Other	OT	11	▼	-47.6%	-10	
	Voluntary Continuing Services and Support Agree	VA	11	↔		-	
	Remand Visitation	RV	9	▲	+80.0%	+4	
	Special Immigrant Juvenile Status	SI	8	▼	-20.0%	-2	
	Civil Violation	CI	2	↔		-	
	Protective Order	PC	1	▲	-	+1	
	Capias	CA	0	▼	-100.0%	-1	
	Qualified Residential Treatment	QR	0	▼	-100.0%	-4	
		Total		2,404	▼	-2.8%	-69
	GRAND TOTAL			5,004	▼	-0.2%	-12

* Compared to same time period as previous year
 10/15/2024 1:36:19PM

** Case Type Categories are defined in the 2017 Virginia Judicial Workload Assessment
 Source: SCV-SQL-Information

Dispositions by Major Case Category**

Category	Summary	Change	% Change	Absolute Change
Adult Criminal	1,309	▼	-3.5%	-48
Child Dependency	616	▲	+1.1%	+7
Child in Need of Services/Supervision	91	▲	+26.4%	+19
Custody and Visitation	1,053	▼	-13.0%	-158
Delinquency	353	▲	+17.7%	+53
Juvenile Miscellaneous	36	▲	+125.0%	+20
New to Workload Study	10	▼	-16.7%	-2
Other	663	▲	+3.1%	+20
Protective Orders	242	▲	-4.7%	-12
Support	572	▲	+14.9%	+74
Traffic	59	▲	+34.1%	+15
GRAND TOTAL	5,004	▼	-0.2%	-12

* Compared to same time period as previous year
 10/15/2024 1:36:19PM

** Case Type Categories are defined in the 2017 Virginia Judicial Workload Assessment
 Source: SCV-SQL-Information

2024 Overall GRAND TOTAL		Distribution of Caseload		Change*		Percentage (%) of Caseload			
846 -36 -4.1% 	-36 -4.1% 	Adult	507	60%	-6.3% ▼	-34	Adult	61.3%	59.9%
		Juvenile	339	40%	-0.6% ▼	-2	Juvenile	38.7%	40.1%
GRAND TOTAL		846	100%	-4.1% ▼	-36	GRAND TOTAL	100%	100%	

Dispositions by Division & Code

Division	Case Type Description	Code	Summary	Change	% Change	Absolute Change
Adult	Misdemeanor	CM	221	▲	+39.9%	+63
	Show Cause	SC	72	▲	-6.5%	-5
	Civil Support	VS	65	▼	-8.5%	-6
	Other	OT	52	▼	-41.6%	-37
	Felony	CF	28	▼	-65.4%	-53
	Capias	CA	27	▲	+17.4%	+4
	Family Abuse - Protective Order	FP	20	▼	-28.6%	-8
	Violation of Protective Order	PV	12	▲	+140.0%	+7
	Motion - Protective Order	MP	8	▲	+60.0%	+3
	Non-Family Abuse Protective Order	AP	2	▲	+100.0%	+1
	Protective Order	PC	0	▼	-100.0%	-1
	Remand Support	RS	0	▼	-100.0%	-2
Total			507	▼	-6.3%	-34
Juvenile	Custody Visitation	CV	178	▲	+9.9%	+16
	Misdemeanor	DM	27	▼	-18.2%	-6
	Terminate Parental Rights	TP	18	▲	+12.5%	+2
	Status	ST	13	▲	+225.0%	+9
	Truancy	TR	13	▼	-18.8%	-3
	Motion - Protective Order	MP	12	▲	+300.0%	+9
	Permanency Planning	PH	12	▼	-53.8%	-14
	Traffic	T	12	▼	-42.9%	-9
	Abuse and Neglect	AN	9	▼	-43.8%	-7
	Felony	DF	8	▲	+100.0%	+4
	Child In Need of Services	CS	6	▲	+200.0%	+4
	Entrustment	ET	6	▼	-25.0%	-2
	Foster Care Review	FC	5	▼	-28.6%	-2
	Paternity	PT	5	▲	+400.0%	+4
	Child at Risk	RI	4	▲	+300.0%	+3
	Initial Foster Care	IF	3	▼	-25.0%	-1
	Voluntary Continuing Services and Support Agreem	VA	2	▲	-	+2
	Civil Violation	CI	1	↔	-	-
	Mental Commitment	MC	1	▲	-	+1
	Other	OT	1	▲	-	+1
	Relief of Custody	CR	1	▼	-50.0%	-1
	Restricted Operators License	RL	1	▼	-66.7%	-2
	Temporary Detention Order	TD	1	▼	-66.7%	-2
	Non-Family Abuse Protective Order	AP	0	▼	-100.0%	-1
	Qualified Residential Treatment	QR	0	▼	-100.0%	-1
	Remand Custody	RC	0	▼	-100.0%	-3
	Remand Visitation	RV	0	▼	-100.0%	-3
	Total			339	▼	-0.6%
GRAND TOTAL			846	▼	-4.1%	-36

Dispositions by Major Case Category**

Category	Summary	Change	% Change	Absolute Change
Adult Criminal	335	▲	+3.1%	+10
Child Dependency	60	▲	-25.9%	-21
Child in Need of Services/Supervision	19	▲	+5.6%	+1
Custody and Visitation	183	▲	+12.3%	+20

* Compared to same time period as previous year
 10/15/2024 1:36:19PM

** Case Type Categories are defined in the 2017 Virginia Judicial Workload Assessment
 Source: SCV-SQL-Information

CPSS - JCMS CASELOAD STATISTICS OF THE JUVENILE & DOMESTIC RELATIONS DISTRICT COURTS
 January 2024 thru September 2024 Dispositions (Compared to January 2023 thru September 2023)

Delinquency	35	▲	-5.4%	-2
Juvenile Miscellaneous	13	▲	+225.0%	+9
New to Workload Study	1	↔		0
Other	55	▲	-45.0%	-45
Protective Orders	42	▲	+10.5%	+4
Support	90	▲	-1.1%	-1
Traffic	13	▼	-45.8%	-11
GRAND TOTAL	846	▼	-4.1%	-36

2024 Overall GRAND TOTAL		Distribution of Caseload		Change*		Percentage (%) of Caseload			
1,256 +40 3.3% 	2024 2023	Adult	669	53%	-2.5% ▼	-17	Adult	56.4%	53.3%
		Juvenile	587	47%	10.8% ▲	+57	Juvenile	43.6%	46.7%
GRAND TOTAL		1,256	100%	3.3% ▲	+40	GRAND TOTAL	100%	100%	

Dispositions by Division & Code

Division	Case Type Description	Code	Summary	Change	% Change	Absolute Change	
Adult	Misdemeanor	CM	152	▼	-11.1%	-19	
	Other	OT	120	▼	-7.0%	-9	
	Show Cause	SC	112	▲	+36.6%	+30	
	Civil Support	VS	108	▼	-14.3%	-18	
	Felony	CF	71	▲	+1.4%	+1	
	Family Abuse - Protective Order	FP	48	▲	+4.3%	+2	
	Capias	CA	25	▼	-24.2%	-8	
	Violation of Protective Order	PV	11	▲	+37.5%	+3	
	Motion - Protective Order	MP	10	▲	+42.9%	+3	
	Remand Support	RS	7	▼	-12.5%	-1	
	Non-Family Abuse Protective Order	AP	2	▼	-60.0%	-3	
	Restricted License for Non-Support	SL	2	▲	+100.0%	+1	
	Protective Order	PC	1	▲	-	+1	
	Total		669	▼	-2.5%	-17	
Juvenile	Custody Visitation	CV	322	▲	+5.9%	+18	
	Status	ST	48	▲	+77.8%	+21	
	Traffic	T	38	▲	+46.2%	+12	
	Abuse and Neglect	AN	28	▲	+64.7%	+11	
	Felony	DF	24	▲	+380.0%	+19	
	Misdemeanor	DM	21	▼	-19.2%	-5	
	Truancy	TR	17	▼	-29.2%	-7	
	Motion - Protective Order	MP	14	▲	+55.6%	+5	
	Child In Need of Services	CS	10	▲	+66.7%	+4	
	Remand Custody	RC	10	▼	-28.6%	-4	
	Initial Foster Care	IF	9	▲	+800.0%	+8	
	Non-Family Abuse Protective Order	AP	9	▲	+50.0%	+3	
	Paternity	PT	6	▲	+50.0%	+2	
	Foster Care Review	FC	5	▲	+66.7%	+2	
	Permanency Planning	PH	5	▼	-73.7%	-14	
	Temporary Detention Order	TD	5	▼	-16.7%	-1	
	Emergency Custody Order	EC	4	↔	-	-	
	Other	OT	4	▼	-63.6%	-7	
	Civil Violation	CI	2	▲	-	+2	
	Emancipation	EP	2	▲	-	+2	
	Relief of Custody	CR	2	▲	+100.0%	+1	
	Show Cause	SC	2	▼	-66.7%	-4	
	Family Abuse - Protective Order	FP	0	▼	-100.0%	-4	
	Qualified Residential Treatment	QR	0	▼	-100.0%	-1	
	Terminate Parental Rights	TP	0	▼	-100.0%	-6	
		Total		587	▲	10.8%	+57
	GRAND TOTAL			1,256	▲	3.3%	+40

Dispositions by Major Case Category**

Category	Summary	Change	% Change	Absolute Change
Adult Criminal	326	▲	-0.9%	-3
Child Dependency	49	▲	+2.1%	+1
Child in Need of Services/Supervision	28	▼	-12.5%	-4
Custody and Visitation	328	▲	+6.5%	+20
Delinquency	46	▲	+31.4%	+11

* Compared to same time period as previous year
 10/15/2024 1:36:19PM

** Case Type Categories are defined in the 2017 Virginia Judicial Workload Assessment
 Source: SCV-SQL-Information

Juvenile Miscellaneous	50	▲	+85.2%	+23
New to Workload Study	2	▲	-	+2
Other	150	▼	-12.8%	-22
Protective Orders	83	▼	+7.8%	+6
Support	156	▲	-3.7%	-6
Traffic	38	▲	+46.2%	+12
GRAND TOTAL	1,256	▲	3.3%	+40

2024 Overall GRAND TOTAL		Distribution of Caseload			Change*		Percentage (%) of Caseload		
3,176	-534 -14.4%	Adult	1,497	47%	-10.8% ▼	-182	Adult	45.3%	47.1%
2024		Juvenile	1,679	53%	-17.3% ▼	-352	Juvenile	54.7%	52.9%
2023		GRAND TOTAL	3,176	100%	-14.4% ▼	-534	GRAND TOTAL	100%	100%

Dispositions by Division & Code

Division	Case Type Description	Code	Summary	Change	% Change	Absolute Change	
Adult	Show Cause	SC	288	▲	+13.4%	+34	
	Misdemeanor	CM	284	▼	-14.2%	-47	
	Civil Support	VS	261	▼	-16.6%	-52	
	Other	OT	213	▲	-3.6%	-8	
	Family Abuse - Protective Order	FP	134	▼	-1.5%	-2	
	Capias	CA	119	▲	+11.2%	+12	
	Felony	CF	108	▼	-5.3%	-6	
	Remand Support	RS	37	▼	-76.0%	-117	
	Motion - Protective Order	MP	26	▲	+4.0%	+1	
	Non-Family Abuse Protective Order	AP	23	▲	+91.7%	+11	
	Restricted License for Non-Support	SL	2	▼	-60.0%	-3	
	Violation of Protective Order	PV	2	▼	-71.4%	-5	
		Total		1,497	▼	-10.8%	-182
Juvenile	Custody Visitation	CV	918	▲	+7.0%	+60	
	Misdemeanor	DM	145	▲	+2.1%	+3	
	Abuse and Neglect	AN	83	▲	+62.7%	+32	
	Traffic	T	79	▼	-24.8%	-26	
	Foster Care Review	FC	63	▼	-34.4%	-33	
	Remand Visitation	RV	55	▼	-76.6%	-180	
	Remand Custody	RC	53	▼	-77.4%	-181	
	Truancy	TR	52	▲	+92.6%	+25	
	Felony	DF	26	▼	-39.5%	-17	
	Permanency Planning	PH	26	▼	-13.3%	-4	
	Temporary Detention Order	TD	26	▲	+36.8%	+7	
	Emergency Custody Order	EC	22	▼	-4.3%	-1	
	Motion - Protective Order	MP	21	▼	-44.7%	-17	
	Child In Need of Services	CS	20	▲	+5.3%	+1	
	Initial Foster Care	IF	17	▼	-22.7%	-5	
	Terminate Parental Rights	TP	13	▼	-45.8%	-11	
	Voluntary Continuing Services and Support Agree	VA	13	▲	+44.4%	+4	
	Paternity	PT	11	↔		-	
	Status	ST	10	▲	+25.0%	+2	
	Non-Family Abuse Protective Order	AP	7	▼	-50.0%	-7	
	Civil Violation	CI	5	↔		-	
	Show Cause	SC	4	↔		-	
	Family Abuse - Protective Order	FP	3	▲	-	+3	
	Other	OT	2	▲		-	
	Relief of Custody	CR	2	↔		-	
	Special Immigrant Juvenile Status	SI	2	▼	-50.0%	-2	
	Emancipation	EP	1	↔		-	
	Capias	CA	0	▼	-100.0%	-1	
	Qualified Residential Treatment	QR	0	▼	-100.0%	-4	
		Total		1,679	▼	-17.3%	-352
		GRAND TOTAL		3,176	▼	-14.4%	-534

Dispositions by Major Case Category**

Category	Summary	Change	% Change	Absolute Change
Adult Criminal	635	▼	-10.3%	-73
Child Dependency	217	▼	-8.8%	-21

* Compared to same time period as previous year
 10/15/2024 1:36:19PM

** Case Type Categories are defined in the 2017 Virginia Judicial Workload Assessment
 Source: SCV-SQL-Information

CPSS - JCMS CASELOAD STATISTICS OF THE JUVENILE & DOMESTIC RELATIONS DISTRICT COURTS
 January 2024 thru September 2024 Dispositions (Compared to January 2023 thru September 2023)

Augusta

District: 25 FIPS: 015

Child in Need of Services/Supervision	72	▲	+56.5%	+26
Custody and Visitation	929	▲	+6.9%	+60
Delinquency	175	▼	-7.9%	-15
Juvenile Miscellaneous	12	▲	+33.3%	+3
New to Workload Study	7	▼	-22.2%	-2
Other	407	▲	-54.2%	-481
Protective Orders	214	▲	-4.9%	-11
Support	429	▼	+1.4%	+6
Traffic	79	▼	-24.8%	-26
GRAND TOTAL	3,176	▼	-14.4%	-534

2024 Overall GRAND TOTAL		Distribution of Caseload		Change*		Percentage (%) of Caseload		
181 -13 -6.7% 	Adult	83	46%	13.7%	▲	+10	2023	2024
	Juvenile	98	54%	-19.0%	▼	-23	37.6%	45.9%
GRAND TOTAL		181	100%	-6.7%	▼	-13	100%	100%

Dispositions by Division & Code

Division	Case Type Description	Code	Summary	Change	% Change	Absolute Change
Adult	Felony	CF	22	▲	+175.0%	+14
	Civil Support	VS	17	▲	+30.8%	+4
	Other	OT	17	▲	+70.0%	+7
	Misdemeanor	CM	13	▼	-48.0%	-12
	Family Abuse - Protective Order	FP	7	▲	+75.0%	+3
	Capias	CA	2	↔		-
	Motion - Protective Order	MP	2	▲	+100.0%	+1
	Show Cause	SC	2	▼	-66.7%	-4
	Remand Support	RS	1	▼	-75.0%	-3
	Total			83	▲	13.7%
Juvenile	Custody Visitation	CV	64	▲	+12.3%	+7
	Traffic	T	14	▼	-41.7%	-10
	Misdemeanor	DM	7	▼	-12.5%	-1
	Abuse and Neglect	AN	5	▲	+66.7%	+2
	Child In Need of Services	CS	2	▲	-	+2
	Civil Violation	CI	2	▲	+100.0%	+1
	Emergency Custody Order	EC	1	↔		-
	Felony	DF	1	↔		-
	Motion - Protective Order	MP	1	▲	-	+1
	Other	OT	1	▲	-	+1
	Non-Family Abuse Protective Order	AP	0	▼	-100.0%	-5
	Paternity	PT	0	▼	-100.0%	-1
	Remand Custody	RC	0	▼	-100.0%	-10
	Remand Visitation	RV	0	▼	-100.0%	-4
	Status	ST	0	▼	-100.0%	-4
	Truancy	TR	0	▼	-100.0%	-2
Total			98	▼	-19.0%	-23
GRAND TOTAL			181	▼	-6.7%	-13

Dispositions by Major Case Category**

Category	Summary	Change	% Change	Absolute Change	
Adult Criminal	37	▲	+2.8%	+1	
Child Dependency	5	▲	+66.7%	+2	
Child in Need of Services/Supervision	2	▲		0	
Custody and Visitation	64	▼	+10.3%	+6	
Delinquency	8	▼	-11.1%	-1	
Juvenile Miscellaneous	0	▼	-100.0%	-4	
New to Workload Study	2	▲	+100.0%	+1	
Other	20	▲	-31.0%	-9	
Protective Orders	10	▲		0	
Support	19	▼	+5.6%	+1	
Traffic	14	▼	-41.7%	-10	
GRAND TOTAL		181	▼	-6.7%	-13

* Compared to same time period as previous year
 10/15/2024 1:36:19PM

** Case Type Categories are defined in the 2017 Virginia Judicial Workload Assessment
 Source: SCV-SQL-Information

2024 Overall GRAND TOTAL		Distribution of Caseload		Change*		Percentage (%) of Caseload					
1,002 +5 0.5% 	Adult	485	48%	-4.7%	▼	-24	Adult	2023	51.1%	2024	48.4%
	Juvenile	517	52%	5.9%	▲	+29	Juvenile	48.9%	51.6%		
GRAND TOTAL		1,002	100%	0.5%	▲	+5	GRAND TOTAL	100%	100%		

Dispositions by Division & Code

Division	Case Type Description	Code	Summary	Change	% Change	Absolute Change	
Adult	Misdemeanor	CM	118	▲	+12.4%	+13	
	Civil Support	VS	102	▼	-8.1%	-9	
	Other	OT	102	▼	+3.0%	+3	
	Show Cause	SC	44	▼	-41.3%	-31	
	Family Abuse - Protective Order	FP	34	↔		-	
	Felony	CF	31	▼	-26.2%	-11	
	Remand Support	RS	26	▲	+136.4%	+15	
	Motion - Protective Order	MP	10	▼	-33.3%	-5	
	Non-Family Abuse Protective Order	AP	10	▲	+400.0%	+8	
	Capias	CA	7	▼	-46.2%	-6	
	Protective Order	PC	1	▲	-	+1	
	Criminal Support	CS	0	▼	-100.0%	-2	
Total			485	▼	-4.7%	-24	
Juvenile	Custody Visitation	CV	215	▼	-10.8%	-26	
	Traffic	T	60	▼	-18.9%	-14	
	Remand Custody	RC	58	▲	+190.0%	+38	
	Remand Visitation	RV	49	▲	+226.7%	+34	
	Misdemeanor	DM	44	▼	-22.8%	-13	
	Abuse and Neglect	AN	18	▲	+50.0%	+6	
	Civil Violation	CI	13	▲	+8.3%	+1	
	Child In Need of Services	CS	12	▲	+100.0%	+6	
	Emergency Custody Order	EC	7	▲	+250.0%	+5	
	Permanency Planning	PH	7	▲	+75.0%	+3	
	Motion - Protective Order	MP	5	▲	+150.0%	+3	
	Truancy	TR	5	▲	+150.0%	+3	
	Status	ST	4	▲	+300.0%	+3	
	Family Abuse - Protective Order	FP	3	▲	-	+3	
	Foster Care Review	FC	3	▼	-25.0%	-1	
	Felony	DF	2	▼	-91.3%	-21	
	Initial Foster Care	IF	2	▲	-	+2	
	Mental Commitment	MC	2	▲	+100.0%	+1	
	Restoration of Parental Rights	RR	2	▲	-	+2	
	Temporary Detention Order	TD	2	▲	+100.0%	+1	
	Relief of Custody	CR	1	▲	-	+1	
	Show Cause	SC	1	▼	-80.0%	-4	
	Terminate Parental Rights	TP	1	↔		-	
	Voluntary Continuing Services and Support Agree	VA	1	▲	-	+1	
	Non-Family Abuse Protective Order	AP	0	▼	-100.0%	-2	
	Paternity	PT	0	▼	-100.0%	-2	
	Special Immigrant Juvenile Status	SI	0	▼	-100.0%	-1	
	Total			517	▲	5.9%	+29
	GRAND TOTAL			1,002	▲	0.5%	+5

Dispositions by Major Case Category**

Category	Summary	Change	% Change	Absolute Change
Adult Criminal	178	▲	-5.8%	-11
Child Dependency	33	▲	+57.1%	+12
Child in Need of Services/Supervision	17	▲	+112.5%	+9
Custody and Visitation	215	▼	-11.5%	-28

* Compared to same time period as previous year
 10/15/2024 1:36:19PM

** Case Type Categories are defined in the 2017 Virginia Judicial Workload Assessment
 Source: SCV-SQL-Information

CPSS - JCMS CASELOAD STATISTICS OF THE JUVENILE & DOMESTIC RELATIONS DISTRICT COURTS
 January 2024 thru September 2024 Dispositions (Compared to January 2023 thru September 2023)

Botetourt

District: 25 FIPS: 023

Delinquency	47	▼	-44.7%	-38
Juvenile Miscellaneous	4	▲	+300.0%	+3
New to Workload Study	13	▼		0
Other	248	▲	+66.4%	+99
Protective Orders	62	▲	+12.7%	+7
Support	125	▼	-21.4%	-34
Traffic	60	▼	-18.9%	-14
GRAND TOTAL	1,002	▲	0.5%	+5

2024 Overall GRAND TOTAL		Distribution of Caseload		Change*		Percentage (%) of Caseload			
398 +44 12.4% 		Adult	227	57%	32.0% ▲	+55	Adult	48.6%	57.0%
		Juvenile	171	43%	-6.0% ▼	-11	Juvenile	51.4%	43.0%
		GRAND TOTAL	398	100%	12.4% ▲	+44	GRAND TOTAL	100%	100%

Dispositions by Division & Code

Division	Case Type Description	Code	Summary	Change	% Change	Absolute Change
Adult	Misdemeanor	CM	55	▲	+12.2%	+6
	Civil Support	VS	50	▲	+85.2%	+23
	Other	OT	38	▲		-
	Show Cause	SC	37	▲	+236.4%	+26
	Family Abuse - Protective Order	FP	21	▲	+50.0%	+7
	Felony	CF	18	▼	-14.3%	-3
	Capias	CA	5	▲	+25.0%	+1
	Motion - Protective Order	MP	2	▼	-50.0%	-2
	Remand Support	RS	1	↔		-
	Non-Family Abuse Protective Order	AP	0	▼	-100.0%	-3
	Total		227	▲	32.0%	+55
Juvenile	Custody Visitation	CV	69	▼	-21.6%	-19
	Permanency Planning	PH	14	▲	+250.0%	+10
	Truancy	TR	14	▲	+55.6%	+5
	Abuse and Neglect	AN	12	▼	-14.3%	-2
	Misdemeanor	DM	12	▼	-52.0%	-13
	Motion - Protective Order	MP	8	▲	+300.0%	+6
	Initial Foster Care	IF	7	▼	-22.2%	-2
	Child In Need of Services	CS	5	▲	+400.0%	+4
	Foster Care Review	FC	5	↔		-
	Remand Custody	RC	5	▲	+400.0%	+4
	Traffic	T	4	▼	-33.3%	-2
	Civil Violation	CI	3	▼	-40.0%	-2
	Status	ST	3	▲		-
	Felony	DF	2	▼	-50.0%	-2
	Non-Family Abuse Protective Order	AP	2	▲	-	+2
	Remand Visitation	RV	2	▲	+100.0%	+1
	Emergency Custody Order	EC	1	▲	-	+1
	Show Cause	SC	1	▲	-	+1
	Temporary Detention Order	TD	1	▲	-	+1
	Voluntary Continuing Services and Support Agree	VA	1	▼	-50.0%	-1
Other	OT	0	▼	-100.0%	-1	
Paternity	PT	0	▼	-100.0%	-2	
	Total		171	▼	-6.0%	-11
GRAND TOTAL			398	▲	12.4%	+44

Dispositions by Major Case Category**

Category	Summary	Change	% Change	Absolute Change
Adult Criminal	88	▲	+14.3%	+11
Child Dependency	39	▲	+14.7%	+5
Child in Need of Services/Supervision	20	▲	+100.0%	+10
Custody and Visitation	69	▼	-23.3%	-21
Delinquency	14	▼	-51.7%	-15
Juvenile Miscellaneous	3	▲		0
New to Workload Study	3	▼	-40.0%	-2
Other	48	▲	+14.3%	+6
Protective Orders	33	▲	+43.5%	+10
Support	77	▲	+120.0%	+42

* Compared to same time period as previous year
 10/15/2024 1:36:19PM

** Case Type Categories are defined in the 2017 Virginia Judicial Workload Assessment
 Source: SCV-SQL-Information

Traffic		4	▼	-33.3%	-2
	GRAND TOTAL	398	▲	12.4%	+44

2024 Overall GRAND TOTAL		Distribution of Caseload		Change*		Percentage (%) of Caseload			
173	-37 -17.6%	Adult	107	62%	18.9% ▲	+17	Adult	42.9%	61.8%
2024		Juvenile	66	38%	-45.0% ▼	-54	Juvenile	57.1%	38.2%
2023		GRAND TOTAL	173	100%	-17.6% ▼	-37	GRAND TOTAL	100%	100%

Dispositions by Division & Code



Division	Case Type Description	Code	Summary	Change	% Change	Absolute Change
Adult	Misdemeanor	CM	27	▲	+50.0%	+9
	Civil Support	VS	23	▲	+27.8%	+5
	Show Cause	SC	17	▲	+6.3%	+1
	Other	OT	15	▲	-21.1%	-4
	Felony	CF	13	▲	+550.0%	+11
	Family Abuse - Protective Order	FP	6	▼	-14.3%	-1
	Motion - Protective Order	MP	2	▼	-50.0%	-2
	Non-Family Abuse Protective Order	AP	2	▲	+100.0%	+1
	Remand Support	RS	1	↔		-
	Violation Family Abuse Protective Order	PS	1	▲	-	+1
	Capias	CA	0	▼	-100.0%	-4
	Total		107	▲	18.9%	+17
Juvenile	Custody Visitation	CV	17	▼	-77.9%	-60
	Traffic	T	8	▲	+166.7%	+5
	Remand Custody	RC	7	▲	-	+7
	Abuse and Neglect	AN	6	▲	+200.0%	+4
	Initial Foster Care	IF	6	▲	+500.0%	+5
	Remand Visitation	RV	5	▲	-	+5
	Misdemeanor	DM	4	▲	+33.3%	+1
	Foster Care Review	FC	3	↔		-
	Permanency Planning	PH	2	▼	-60.0%	-3
	Temporary Detention Order	TD	2	▲	-	+2
	Truancy	TR	2	▼	-50.0%	-2
	Felony	DF	1	↔		-
	Motion - Protective Order	MP	1	▼	-66.7%	-2
	Status	ST	1	▲	-	+1
	Terminate Parental Rights	TP	1	▼	-92.3%	-12
	Entrustment	ET	0	▼	-100.0%	-1
	Qualified Residential Treatment	QR	0	▼	-100.0%	-1
	Show Cause	SC	0	▼	-100.0%	-2
	Voluntary Continuing Services and Support Agree	VA	0	▼	-100.0%	-1
	Total		66	▼	-45.0%	-54
GRAND TOTAL			173	▼	-17.6%	-37

Dispositions by Major Case Category**

Category	Summary	Change	% Change	Absolute Change
Adult Criminal	49	▲	+28.9%	+11
Child Dependency	18	▲	-33.3%	-9
Child in Need of Services/Supervision	2	▼	-50.0%	-2
Custody and Visitation	17	▼	-77.9%	-60
Delinquency	5	▼	-16.7%	-1
Juvenile Miscellaneous	1	▲	-	+1
Other	30	▲	+50.0%	+10
Protective Orders	11	▼	-26.7%	-4
Support	32	▲	+60.0%	+12
Traffic	8	▲	+166.7%	+5
GRAND TOTAL		173	▼	-17.6%

* Compared to same time period as previous year
 10/15/2024 1:36:19PM

** Case Type Categories are defined in the 2017 Virginia Judicial Workload Assessment
 Source: SCV-SQL-Information

2024 Overall GRAND TOTAL		Distribution of Caseload		Change*		Percentage (%) of Caseload			
2024  2023 	64								
	-20	Adult	37	58%	-21.3% ▼	-10	Adult	56.0%	57.8%
	-23.8%	Juvenile	27	42%	-27.0% ▼	-10	Juvenile	44.0%	42.2%
		GRAND TOTAL	64	100%	-23.8% ▼	-20	GRAND TOTAL	100%	100%

Dispositions by Division & Code

Division	Case Type Description	Code	Summary	Change	% Change	Absolute Change
Adult	Misdemeanor	CM	13	▼	-43.5%	-10
	Felony	CF	9	▲	+200.0%	+6
	Other	OT	4	▲	-33.3%	-2
	Show Cause	SC	3	▲	+50.0%	+1
	Capias	CA	2	▼	-50.0%	-2
	Civil Support	VS	2	▼	-33.3%	-1
	Non-Family Abuse Protective Order	AP	2	▲	+100.0%	+1
	Remand Support	RS	2	▲	-	+2
	Family Abuse - Protective Order	FP	0	▼	-100.0%	-5
	Total			37	▼	-21.3%
Juvenile	Traffic	T	12	▲	+500.0%	+10
	Misdemeanor	DM	4	▼	-20.0%	-1
	Remand Custody	RC	4	▲	-	+4
	Remand Visitation	RV	4	▲	-	+4
	Custody Visitation	CV	3	▼	-87.0%	-20
	Abuse and Neglect	AN	0	▼	-100.0%	-5
	Foster Care Review	FC	0	▼	-100.0%	-1
	Initial Foster Care	IF	0	▼	-100.0%	-1
Total			27	▼	-27.0%	-10
GRAND TOTAL			64	▼	-23.8%	-20

Dispositions by Major Case Category**

Category	Summary	Change	% Change	Absolute Change
Adult Criminal	24	▲	-20.0%	-6
Child Dependency	0	▼	-100.0%	-7
Custody and Visitation	3	▼	-87.0%	-20
Delinquency	4	▼	-20.0%	-1
Other	14	▲	+133.3%	+8
Protective Orders	2	↔	-66.7%	-4
Support	5	▲	-	0
Traffic	12	▲	+500.0%	+10
GRAND TOTAL	64	▼	-23.8%	-20

* Compared to same time period as previous year
 10/15/2024 1:36:19PM

** Case Type Categories are defined in the 2017 Virginia Judicial Workload Assessment
 Source: SCV-SQL-Information

2024 Overall GRAND TOTAL		Distribution of Caseload			Change*		Percentage (%) of Caseload		
1,032 	+61 6.3%	Adult	531	51%	9.3% ▲	+45	Adult	50.1%	51.5%
		Juvenile	501	49%	3.3% ▲	+16	Juvenile	49.9%	48.5%
		GRAND TOTAL	1,032	100%	6.3% ▲	+61	GRAND TOTAL	100%	100%

Dispositions by Division & Code

Division	Case Type Description	Code	Summary	Change	% Change	Absolute Change
Adult	Misdemeanor	CM	141	▲	+30.6%	+33
	Civil Support	VS	106	▲	+16.5%	+15
	Other	OT	90	▲	-4.3%	-4
	Show Cause	SC	60	▼	-16.7%	-12
	Felony	CF	45	▲	+15.4%	+6
	Family Abuse - Protective Order	FP	42	▲	+13.5%	+5
	Capias	CA	16	▼	-38.5%	-10
	Motion - Protective Order	MP	12	▲	+50.0%	+4
	Non-Family Abuse Protective Order	AP	11	▲	+450.0%	+9
	Violation of Protective Order	PV	4	▲	-	+4
	Remand Support	RS	2	▼	-75.0%	-6
	Violation Family Abuse Protective Order	PS	2	▲	+100.0%	+1
		Total		531	▲	9.3%
Juvenile	Custody Visitation	CV	281	▲	+4.5%	+12
	Misdemeanor	DM	62	▲	+40.9%	+18
	Traffic	T	30	▲	+50.0%	+10
	Truancy	TR	22	▲	+22.2%	+4
	Abuse and Neglect	AN	16	▼	-36.0%	-9
	Felony	DF	13	▼	-31.6%	-6
	Motion - Protective Order	MP	13	▲	+116.7%	+7
	Permanency Planning	PH	10	▲	+42.9%	+3
	Show Cause	SC	10	▲	+66.7%	+4
	Status	ST	10	▲	+66.7%	+4
	Child In Need of Services	CS	6	▲	+100.0%	+3
	Initial Foster Care	IF	5	▼	-16.7%	-1
	Paternity	PT	5	↔	-	-
	Civil Violation	CI	3	▼	-50.0%	-3
	Foster Care Review	FC	3	▼	-40.0%	-2
	Non-Family Abuse Protective Order	AP	3	▼	-62.5%	-5
	Relief of Custody	CR	3	▼	-62.5%	-5
	Temporary Detention Order	TD	3	▼	-25.0%	-1
	Emergency Custody Order	EC	2	▲	-	+2
	Other	OT	1	▲	-	+1
	Child at Risk	RI	0	▼	-100.0%	-1
	Emancipation	EP	0	▼	-100.0%	-1
	Qualified Residential Treatment	QR	0	▼	-100.0%	-2
	Remand Custody	RC	0	▼	-100.0%	-7
	Remand Visitation	RV	0	▼	-100.0%	-7
	Special Immigrant Juvenile Status	SI	0	▼	-100.0%	-1
	Voluntary Continuing Services and Support Agreen	VA	0	▼	-100.0%	-1
		Total		501	▲	3.3%
GRAND TOTAL			1,032	▲	6.3%	+61

Dispositions by Major Case Category**

Category	Summary	Change	% Change	Absolute Change
Adult Criminal	241	▲	+11.1%	+24
Child Dependency	37	▼	-32.7%	-18
Child in Need of Services/Supervision	29	▲	+38.1%	+8
Custody and Visitation	286	▲	+4.4%	+12

* Compared to same time period as previous year
 10/15/2024 1:36:19PM

** Case Type Categories are defined in the 2017 Virginia Judicial Workload Assessment
 Source: SCV-SQL-Information

Delinquency	84	▲	+21.7%	+15
Juvenile Miscellaneous	10	▼	+42.9%	+3
New to Workload Study	3	▼	-57.1%	-4
Other	98	▲	-18.3%	-22
Protective Orders	81	▲	+32.8%	+20
Support	133	▲	+10.8%	+13
Traffic	30	▲	+50.0%	+10
GRAND TOTAL	1,032	▲	6.3%	+61

2024 Overall GRAND TOTAL		Distribution of Caseload		Change*		Percentage (%) of Caseload			
1,551	-220 -12.4%	Adult	911	59%	-5.3% ▼	-51	Adult	54.3%	58.7%
2024		Juvenile	640	41%	-20.9% ▼	-169	Juvenile	45.7%	41.3%
2023		GRAND TOTAL	1,551	100%	-12.4% ▼	-220	GRAND TOTAL	100%	100%

Dispositions by Division & Code

Division	Case Type Description	Code	Summary	Change	% Change	Absolute Change	
Adult	Show Cause	SC	194	▲	+59.0%	+72	
	Misdemeanor	CM	175	▼	-17.1%	-36	
	Felony	CF	173	▼	-15.2%	-31	
	Civil Support	VS	113	▼	-17.5%	-24	
	Other	OT	91	▼	-24.2%	-29	
	Family Abuse - Protective Order	FP	70	▼	-2.8%	-2	
	Capias	CA	68	▲	+13.3%	+8	
	Remand Support	RS	8	▼	-46.7%	-7	
	Motion - Protective Order	MP	7	▼	-56.3%	-9	
	Violation of Protective Order	PV	5	▲	+150.0%	+3	
	Non-Family Abuse Protective Order	AP	4	▲	+300.0%	+3	
	Restricted License for Non-Support	SL	3	▲	+200.0%	+2	
	Criminal Support	CS	0	▼	-100.0%	-1	
	Total		911	▼	-5.3%	-51	
Juvenile	Custody Visitation	CV	313	▼	-29.5%	-131	
	Abuse and Neglect	AN	69	▲	+102.9%	+35	
	Misdemeanor	DM	43	▼	-10.4%	-5	
	Mental Commitment	MC	37	▼	-28.8%	-15	
	Foster Care Review	FC	33	▼	-2.9%	-1	
	Traffic	T	26	▼	-35.0%	-14	
	Initial Foster Care	IF	17	▲	+88.9%	+8	
	Terminate Parental Rights	TP	12	▲	+20.0%	+2	
	Remand Custody	RC	11	▼	-42.1%	-8	
	Remand Visitation	RV	11	▼	-35.3%	-6	
	Child In Need of Services	CS	10	▲	+100.0%	+5	
	Felony	DF	9	▼	-64.0%	-16	
	Permanency Planning	PH	9	▼	-30.8%	-4	
	Paternity	PT	7	▼	-30.0%	-3	
	Temporary Detention Order	TD	7	▼	-41.7%	-5	
	Motion - Protective Order	MP	6	▼	-45.5%	-5	
	Non-Family Abuse Protective Order	AP	5	▲	+25.0%	+1	
	Emergency Custody Order	EC	4	↔	-	-	
	Truancy	TR	4	▼	-55.6%	-5	
	Special Immigrant Juvenile Status	SI	3	▲	+200.0%	+2	
	Status	ST	2	▼	-50.0%	-2	
	Show Cause	SC	1	▲	-	+1	
	Voluntary Continuing Services and Support Agree	VA	1	▼	-50.0%	-1	
	Civil Violation	CI	0	▼	-100.0%	-2	
		Total		640	▼	-20.9%	-169
	GRAND TOTAL			1,551	▼	-12.4%	-220

Dispositions by Major Case Category**

Category	Summary	Change	% Change	Absolute Change
Adult Criminal	518	▲	-5.6%	-31
Child Dependency	141	▲	+38.2%	+39
Child in Need of Services/Supervision	14	▲	-	0
Custody and Visitation	320	▼	-29.5%	-134
Delinquency	53	▲	-27.4%	-20

* Compared to same time period as previous year
 10/15/2024 1:36:19PM

** Case Type Categories are defined in the 2017 Virginia Judicial Workload Assessment
 Source: SCV-SQL-Information

CPSS - JCMS CASELOAD STATISTICS OF THE JUVENILE & DOMESTIC RELATIONS DISTRICT COURTS
 January 2024 thru September 2024 Dispositions (Compared to January 2023 thru September 2023)

Staunton

District: 25 FIPS: 790

Juvenile Miscellaneous	2	▼	-50.0%	-2
New to Workload Study	3	▲		0
Other	169	▼	-29.3%	-70
Protective Orders	92	▲	-11.5%	-12
Support	213	▲	+12.7%	+24
Traffic	26	▼	-35.0%	-14
GRAND TOTAL	1,551	▼	-12.4%	-220

2024 Overall GRAND TOTAL		Distribution of Caseload			Change*		Percentage (%) of Caseload		
1,533 +20 1.3% 	2024 2023	Adult	818	53%	7.2% ▲	+55	Adult	2023: 50.4%	2024: 53.4%
		Juvenile	715	47%	-4.7% ▼	-35	Juvenile	49.6%	46.6%
GRAND TOTAL		1,533	100%	1.3% ▲	+20	GRAND TOTAL	100%	100%	

Dispositions by Division & Code

Division	Case Type Description	Code	Summary	Change	% Change	Absolute Change	
Adult	Civil Support	VS	179	▲	+9.1%	+15	
	Show Cause	SC	168	▲	+19.1%	+27	
	Misdemeanor	CM	113	▼	-24.2%	-36	
	Other	OT	112	▼	-2.6%	-3	
	Capias	CA	89	▲	+58.9%	+33	
	Felony	CF	65	▲	+27.5%	+14	
	Family Abuse - Protective Order	FP	56	▲	+9.8%	+5	
	Remand Support	RS	13	▲	+30.0%	+3	
	Motion - Protective Order	MP	10	▼	-52.4%	-11	
	Non-Family Abuse Protective Order	AP	8	▲	+300.0%	+6	
	Restricted License for Non-Support	SL	4	▲	+33.3%	+1	
	Violation of Protective Order	PV	1	▲	-	+1	
	Total			818	▲	7.2%	+55
Juvenile	Custody Visitation	CV	353	▼	-14.3%	-59	
	Misdemeanor	DM	71	▲	+51.1%	+24	
	Felony	DF	51	▲	+168.4%	+32	
	Foster Care Review	FC	46	▼	-2.1%	-1	
	Permanency Planning	PH	25	▼	-16.7%	-5	
	Remand Custody	RC	21	▲	+10.5%	+2	
	Remand Visitation	RV	21	▲	+10.5%	+2	
	Abuse and Neglect	AN	18	▼	-18.2%	-4	
	Temporary Detention Order	TD	18	▲	+80.0%	+8	
	Traffic	T	15	▲	+50.0%	+5	
	Truancy	TR	13	▼	-18.8%	-3	
	Terminate Parental Rights	TP	12	▼	-33.3%	-6	
	Initial Foster Care	IF	11	↔	-	-	
	Paternity	PT	8	▼	-20.0%	-2	
	Child In Need of Services	CS	6	▼	-45.5%	-5	
	Show Cause	SC	6	↔	+50.0%	+2	
	Motion - Protective Order	MP	5	▼	-72.2%	-13	
	Voluntary Continuing Services and Support Agree	VA	5	▲	+25.0%	+1	
	Non-Family Abuse Protective Order	AP	4	▼	-42.9%	-3	
	Emergency Custody Order	EC	3	▲	+50.0%	+1	
	Status	ST	3	▲	+200.0%	+2	
	Child at Risk	RI	0	▼	-100.0%	-11	
	Other	OT	0	▼	-100.0%	-2	
	Total			715	▼	-4.7%	-35
	GRAND TOTAL			1,533	▲	1.3%	+20

Dispositions by Major Case Category**

Category	Summary	Change	% Change	Absolute Change
Adult Criminal	344	▲	+0.6%	+2
Child Dependency	117	▼	-18.2%	-26
Child in Need of Services/Supervision	19	▼	-32.1%	-9
Custody and Visitation	361	▼	-14.5%	-61
Delinquency	128	▲	+85.5%	+59
Juvenile Miscellaneous	3	▲	+200.0%	+2
Other	188	▲	+6.2%	+11

* Compared to same time period as previous year
 10/15/2024 1:36:19PM

** Case Type Categories are defined in the 2017 Virginia Judicial Workload Assessment
 Source: SCV-SQL-Information

Protective Orders	83	▲	-16.2%	-16
Support	275	▲	+23.9%	+53
Traffic	15	▲	+50.0%	+5
GRAND TOTAL	1,533	▲	1.3%	+20

2024 Overall GRAND TOTAL		Distribution of Caseload		Change*		Percentage (%) of Caseload			
406 +48 13.4% 	2024 2023	Adult	169	42%	11.2% ▲	+17	Adult	2023	2024
		Juvenile	237	58%	15.0% ▲	+31	Juvenile	57.5%	58.4%
GRAND TOTAL		406	100%	13.4% ▲	+48	GRAND TOTAL	100%	100%	

Dispositions by Division & Code

Division	Case Type Description	Code	Summary	Change	% Change	Absolute Change
Adult	Show Cause	SC	43	▲	+38.7%	+12
	Misdemeanor	CM	36	▲	+28.6%	+8
	Civil Support	VS	27	▼	-25.0%	-9
	Other	OT	24	▼	-31.4%	-11
	Capias	CA	12	▲	+100.0%	+6
	Family Abuse - Protective Order	FP	10	▲	+42.9%	+3
	Remand Support	RS	7	▲	+75.0%	+3
	Motion - Protective Order	MP	5	▲	+400.0%	+4
	Felony	CF	2	▼	-33.3%	-1
	Violation of Protective Order	PV	2	▲	-	+2
	Non-Family Abuse Protective Order	AP	1	↔	-	-
Total			169	▲	11.2%	+17
Juvenile	Custody Visitation	CV	108	▼	-5.3%	-6
	Misdemeanor	DM	28	▼	-3.4%	-1
	Civil Violation	CI	14	▲	+40.0%	+4
	Traffic	T	12	▲	+100.0%	+6
	Remand Custody	RC	11	▲	+57.1%	+4
	Remand Visitation	RV	11	▲	+57.1%	+4
	Abuse and Neglect	AN	8	▼	-11.1%	-1
	Foster Care Review	FC	5	▲	+150.0%	+3
	Paternity	PT	5	▲	+66.7%	+2
	Status	ST	5	▲	-	+5
	Emergency Custody Order	EC	4	▲	+33.3%	+1
	Motion - Protective Order	MP	4	▲	-	+4
	Show Cause	SC	4	▲	-	+4
	Truancy	TR	4	▲	-	+4
	Permanency Planning	PH	3	↔	-	-
	Temporary Detention Order	TD	3	↔	-	-
	Initial Foster Care	IF	2	▲	+100.0%	+1
	Capias	CA	1	▲	-	+1
	Entrustment	ET	1	▲	-	+1
	Felony	DF	1	↔	-	-
	Non-Family Abuse Protective Order	AP	1	▲	-	+1
	Other	OT	1	▲	-	+1
	Special Immigrant Juvenile Status	SI	1	▼	-50.0%	-1
	Terminate Parental Rights	TP	0	▼	-100.0%	-6
	Total			237	▲	15.0%
GRAND TOTAL			406	▲	13.4%	+48

Dispositions by Major Case Category**

Category	Summary	Change	% Change	Absolute Change
Adult Criminal	83	▲	+62.7%	+32
Child Dependency	19	▲	-9.5%	-2
Child in Need of Services/Supervision	4	▲	-	+4
Custody and Visitation	113	▲	-3.4%	-4
Delinquency	34	▲	+13.3%	+4
Juvenile Miscellaneous	5	▲	-	+5
New to Workload Study	15	▼	+25.0%	+3

* Compared to same time period as previous year
 10/15/2024 1:36:19PM

** Case Type Categories are defined in the 2017 Virginia Judicial Workload Assessment
 Source: SCV-SQL-Information

CPSS - JCMS CASELOAD STATISTICS OF THE JUVENILE & DOMESTIC RELATIONS DISTRICT COURTS
 January 2024 thru September 2024 Dispositions (Compared to January 2023 thru September 2023)

Other	61	▲	+3.4%	+2
Protective Orders	21	▲	+133.3%	+12
Support	39	▲	-26.4%	-14
Traffic	12	▲	+100.0%	+6
GRAND TOTAL	406	▲	13.4%	+48

2024 Overall GRAND TOTAL		Distribution of Caseload			Change*		Percentage (%) of Caseload		
3,073 	+97	Adult	1,469	48%	14.2% ▲	+183	Adult	43.2%	47.8%
	3.3%	Juvenile	1,604	52%	-5.1% ▼	-86	Juvenile	56.8%	52.2%
		GRAND TOTAL	3,073	100%	3.3% ▲	+97	GRAND TOTAL	100%	100%

Dispositions by Division & Code

Division	Case Type Description	Code	Summary	Change	% Change	Absolute Change	
Adult	Misdemeanor	CM	340	▲	+33.3%	+85	
	Show Cause	SC	327	▲	+26.3%	+68	
	Civil Support	VS	270	▼	-8.2%	-24	
	Other	OT	182	▲	+6.4%	+11	
	Capias	CA	127	▲	+67.1%	+51	
	Family Abuse - Protective Order	FP	98	▼	-14.0%	-16	
	Felony	CF	59	▲	+28.3%	+13	
	Remand Support	RS	31	▼	-20.5%	-8	
	Violation of Protective Order	PV	14	↔		-	
	Motion - Protective Order	MP	10	▲	+42.9%	+3	
	Non-Family Abuse Protective Order	AP	6	↔		-	
	Protective Order	PC	4	↔		-	
	Violation Family Abuse Protective Order	PS	1	▲	-	+1	
	Bond Forfeiture	BF	0	▼	-100.0%	-1	
Total			1,469	▲	14.2%	+183	
Juvenile	Custody Visitation	CV	971	▼	-6.5%	-67	
	Misdemeanor	DM	161	▲	+20.1%	+27	
	Traffic	T	96	▲	+52.4%	+33	
	Remand Visitation	RV	58	▼	-15.9%	-11	
	Remand Custody	RC	56	▼	-11.1%	-7	
	Felony	DF	43	▲	+59.3%	+16	
	Paternity	PT	33	▼	-5.7%	-2	
	Status	ST	26	▼	-3.7%	-1	
	Abuse and Neglect	AN	22	▼	-55.1%	-27	
	Truancy	TR	21	▼	-32.3%	-10	
	Foster Care Review	FC	20	▼	-35.5%	-11	
	Motion - Protective Order	MP	16	▲	+128.6%	+9	
	Permanency Planning	PH	14	▼	-26.3%	-5	
	Special Immigrant Juvenile Status	SI	14	▼	-17.6%	-3	
	Terminate Parental Rights	TP	10	▲	+400.0%	+8	
	Initial Foster Care	IF	8	▼	-33.3%	-4	
	Emergency Custody Order	EC	6	▼	-25.0%	-2	
	Non-Family Abuse Protective Order	AP	6	▼	-62.5%	-10	
	Temporary Detention Order	TD	6	▼	-62.5%	-10	
	Civil Violation	CI	5	▼	-28.6%	-2	
	Family Abuse - Protective Order	FP	4	▲	+300.0%	+3	
	Other	OT	4	▼	-42.9%	-3	
	Show Cause	SC	2	▲	-	+2	
	Child In Need of Services	CS	1	▼	-66.7%	-2	
	Voluntary Continuing Services and Support Agree	VA	1	▼	-66.7%	-2	
	Child at Risk	RI	0	▼	-100.0%	-1	
	Emancipation	EP	0	▼	-100.0%	-1	
	Qualified Residential Treatment	QR	0	▼	-100.0%	-3	
	Total			1,604	▼	-5.1%	-86
	GRAND TOTAL			3,073	▲	3.3%	+97

* Compared to same time period as previous year
 10/15/2024 1:36:19PM

** Case Type Categories are defined in the 2017 Virginia Judicial Workload Assessment
 Source: SCV-SQL-Information

Dispositions by Major Case Category**

Category	Summary	Change	% Change	Absolute Change
Adult Criminal	758	▲	+35.8%	+200
Child Dependency	75	▼	-37.5%	-45
Child in Need of Services/Supervision	23	▲	-32.4%	-11
Custody and Visitation	1,004	▼	-6.4%	-69
Delinquency	205	▲	+27.3%	+44
Juvenile Miscellaneous	26	▼	-7.1%	-2
New to Workload Study	19	▼	-20.8%	-5
Other	343	▲	-8.0%	-30
Protective Orders	140	▲	-7.3%	-11
Support	384	▲	-1.8%	-7
Traffic	96	▲	+52.4%	+33
GRAND TOTAL	3,073	▲	3.3%	+97

* Compared to same time period as previous year
 10/15/2024 1:36:19PM

** Case Type Categories are defined in the 2017 Virginia Judicial Workload Assessment
 Source: SCV-SQL-Information

2024 Overall GRAND TOTAL		Distribution of Caseload		Change*		Percentage (%) of Caseload			
1,220	-243 -16.6%	Adult	583	48%	-11.8% ▼	-78	Adult	45.2%	47.8%
2024		Juvenile	637	52%	-20.6% ▼	-165	Juvenile	54.8%	52.2%
2023		GRAND TOTAL	1,220	100%	-16.6% ▼	-243	GRAND TOTAL	100%	100%

Dispositions by Division & Code

Division	Case Type Description	Code	Summary	Change	% Change	Absolute Change	
Adult	Misdemeanor	CM	121	▲	+4.3%	+5	
	Show Cause	SC	102	▼	-35.4%	-56	
	Other	OT	96	▲	+17.1%	+14	
	Civil Support	VS	94	▼	-17.5%	-20	
	Capias	CA	53	▼	-18.5%	-12	
	Family Abuse - Protective Order	FP	53	▼	-23.2%	-16	
	Felony	CF	49	▲	+48.5%	+16	
	Motion - Protective Order	MP	7	▼	-61.1%	-11	
	Non-Family Abuse Protective Order	AP	3	▼	-25.0%	-1	
	Remand Support	RS	3	▲	+50.0%	+1	
	Restricted License for Non-Support	SL	1	▲	-	+1	
	Violation of Protective Order	PV	1	▲	-	+1	
		Total		583	▼	-11.8%	-78
Juvenile	Custody Visitation	CV	387	▼	-20.0%	-97	
	Misdemeanor	DM	64	▼	-16.9%	-13	
	Traffic	T	34	▼	-49.3%	-33	
	Permanency Planning	PH	24	▼	-7.7%	-2	
	Status	ST	24	▲	-22.6%	-7	
	Initial Foster Care	IF	13	▲	+18.2%	+2	
	Truancy	TR	12	▲	+500.0%	+10	
	Foster Care Review	FC	11	▼	-45.0%	-9	
	Abuse and Neglect	AN	10	▼	-37.5%	-6	
	Felony	DF	7	▲	+16.7%	+1	
	Show Cause	SC	7	▼	-36.4%	-4	
	Capias	CA	5	▲	+400.0%	+4	
	Child In Need of Services	CS	5	▲	+25.0%	+1	
	Non-Family Abuse Protective Order	AP	5	▼	-28.6%	-2	
	Remand Custody	RC	5	▲	-	+5	
	Remand Visitation	RV	5	▲	-	+5	
	Other	OT	4	▲	+33.3%	+1	
	Voluntary Continuing Services and Support Agree	VA	4	▲	+33.3%	+1	
	Paternity	PT	3		-70.0%	-7	
	Emergency Custody Order	EC	2	↔		-	
	Motion - Protective Order	MP	2	↔		-	
	Terminate Parental Rights	TP	2	▼	-85.7%	-12	
	Family Abuse - Protective Order	FP	1	▲	-	+1	
	Temporary Detention Order	TD	1	▲	-	+1	
	Child at Risk	RI	0	▼	-100.0%	-1	
	Civil Violation	CI	0	▼	-100.0%	-1	
	Emancipation	EP	0	▼	-100.0%	-1	
	Qualified Residential Treatment	QR	0	▼	-100.0%	-2	
		Total		637	▼	-20.6%	-165
	GRAND TOTAL			1,220	▼	-16.6%	-243

Dispositions by Major Case Category**

Category	Summary	Change	% Change	Absolute Change
Adult Criminal	277	▲	-11.5%	-36
Child Dependency	64	▼	-31.2%	-29
Child in Need of Services/Supervision	17	▲	+183.3%	+11

* Compared to same time period as previous year
 10/15/2024 1:36:19PM

** Case Type Categories are defined in the 2017 Virginia Judicial Workload Assessment
 Source: SCV-SQL-Information

Custody and Visitation	390	▼	-21.1%	-104
Delinquency	83	▲	-12.6%	-12
Juvenile Miscellaneous	24	▲	-25.0%	-8
New to Workload Study	0	▼	-100.0%	-1
Other	116	▲	+30.3%	+27
Protective Orders	71	▲	-29.0%	-29
Support	144	▲	-16.8%	-29
Traffic	34	▼	-49.3%	-33
GRAND TOTAL	1,220	▼	-16.6%	-243

2024 Overall GRAND TOTAL		Distribution of Caseload			Change*		Percentage (%) of Caseload		
5,067 	+402 8.6%	Adult	2,305	45%	14.0% ▲	+283	Adult	43.3%	45.5%
		Juvenile	2,762	55%	4.5% ▲	+119	Juvenile	56.7%	54.5%
		GRAND TOTAL	5,067	100%	8.6% ▲	+402	GRAND TOTAL	100%	100%

Dispositions by Division & Code

Division	Case Type Description	Code	Summary	Change	% Change	Absolute Change	
Adult	Misdemeanor	CM	531	▲	+34.4%	+136	
	Civil Support	VS	439	▲	+9.2%	+37	
	Show Cause	SC	411	▲	+36.1%	+109	
	Other	OT	314	▲	-3.7%	-12	
	Felony	CF	214	▲	+29.7%	+49	
	Family Abuse - Protective Order	FP	207	▲	+9.5%	+18	
	Capias	CA	119	▼	-15.0%	-21	
	Remand Support	RS	23	▼	-11.5%	-3	
	Motion - Protective Order	MP	20	▼	-42.9%	-15	
	Non-Family Abuse Protective Order	AP	16	▲	+77.8%	+7	
	Violation of Protective Order	PV	8	▼	-65.2%	-15	
	Violation Family Abuse Protective Order	PS	2	↔	-	-	
	Return of Desposit (Bondsman)	RD	1	▲	-	+1	
	Bond Forfeiture	BF	0	▼	-100.0%	-2	
Restricted License for Non-Support	SL	0	▼	-100.0%	-6		
	Total		2,305	▲	14.0%	+283	
Juvenile	Custody Visitation	CV	1,209	▲	+6.9%	+78	
	Misdemeanor	DM	301	▼	-12.2%	-42	
	Abuse and Neglect	AN	225	▲	+35.5%	+59	
	Traffic	T	218	▼	-22.1%	-62	
	Permanency Planning	PH	92	▼	-8.9%	-9	
	Motion - Protective Order	MP	87	▲	+3.6%	+3	
	Felony	DF	77	▲	+120.0%	+42	
	Foster Care Review	FC	69	▲	+9.5%	+6	
	Initial Foster Care	IF	53	▲	+76.7%	+23	
	Remand Custody	RC	53	▼	-10.2%	-6	
	Paternity	PT	50	▲	+35.1%	+13	
	Remand Visitation	RV	49	▼	-14.0%	-8	
	Special Immigrant Juvenile Status	SI	47	▲	+11.9%	+5	
	Show Cause	SC	33	▲	+26.9%	+7	
	Terminate Parental Rights	TP	30	▼	-11.8%	-4	
	Status	ST	29	▼	+16.0%	+4	
	Entrustment	ET	26	▲	+188.9%	+17	
	Truancy	TR	26	▼	-31.6%	-12	
	Non-Family Abuse Protective Order	AP	21	▲	+133.3%	+12	
	Voluntary Continuing Services and Support Agree	VA	16	▲	+33.3%	+4	
	Child In Need of Services	CS	14	▲	+27.3%	+3	
	Civil Violation	CI	10	▼	-23.1%	-3	
	Temporary Detention Order	TD	6	▲	+20.0%	+1	
	Capias	CA	5	▲	+66.7%	+2	
	Other	OT	5	▲	-	+5	
	Relief of Custody	CR	5	▼	-58.3%	-7	
	Emergency Custody Order	EC	4	↔	-	-	
	Family Abuse - Protective Order	FP	1	▲	-	+1	
	Mental Commitment	MC	1	↔	-	-	
	Juvenile Support	JS	0	▼	-100.0%	-1	
	Qualified Residential Treatment	QR	0	▼	-100.0%	-11	
	Restoration of Parental Rights	RR	0	▼	-100.0%	-1	
		Total		2,762	▲	4.5%	+119
	GRAND TOTAL			5,067	▲	8.6%	+402

* Compared to same time period as previous year
 10/15/2024 1:36:19PM

** Case Type Categories are defined in the 2017 Virginia Judicial Workload Assessment
 Source: SCV-SQL-Information

Dispositions by Major Case Category**

Category	Summary	Change	% Change	Absolute Change
Adult Criminal	1,085	▼	+26.3%	+226
Child Dependency	516	▲	+17.8%	+78
Child in Need of Services/Supervision	51	▲	-3.8%	-2
Custody and Visitation	1,259	▲	+7.8%	+91
Delinquency	405	▲	+0.5%	+2
Juvenile Miscellaneous	29	▼	+16.0%	+4
New to Workload Study	57	▼	+3.6%	+2
Other	456	▲	-4.8%	-23
Protective Orders	352	▲	+8.0%	+26
Support	639	▼	+10.4%	+60
Traffic	218	▼	-22.1%	-62
GRAND TOTAL	5,067	▲	8.6%	+402

* Compared to same time period as previous year
 10/15/2024 1:36:19PM

** Case Type Categories are defined in the 2017 Virginia Judicial Workload Assessment
 Source: SCV-SQL-Information

2024 Overall GRAND TOTAL		Distribution of Caseload		Change*		Percentage (%) of Caseload		
2,196	-96 -4.2%	Adult	975 44%	-8.5% ▼	-91	Adult	2023 46.5%	2024 44.4%
2024		Juvenile	1,221 56%	-0.4% ▼	-5	Juvenile	53.5%	55.6%
2023		GRAND TOTAL	2,196 100%	-4.2% ▼	-96	GRAND TOTAL	100%	100%

Dispositions by Division & Code

Division	Case Type Description	Code	Summary	Change	% Change	Absolute Change
Adult	Show Cause	SC	198	▼	-7.5%	-16
	Civil Support	VS	194	▲	+16.9%	+28
	Misdemeanor	CM	177	▼	-20.6%	-46
	Other	OT	137	▲	-8.1%	-12
	Felony	CF	106	▼	-5.4%	-6
	Family Abuse - Protective Order	FP	62	▼	-15.1%	-11
	Capias	CA	60	▲	-27.7%	-23
	Motion - Protective Order	MP	16	↔		-
	Remand Support	RS	10	▼	-16.7%	-2
	Non-Family Abuse Protective Order	AP	6	▼	-45.5%	-5
	Violation of Protective Order	PV	4	↔		-
	Emergency Custody Order	EC	3	▲	-	+3
	Restricted License for Non-Support	SL	2	▼	-33.3%	-1
	Total		975	▼	-8.5%	-91
Juvenile	Custody Visitation	CV	714	▼	-5.6%	-42
	Misdemeanor	DM	137	▲	+31.7%	+33
	Status	ST	49	▲	+63.3%	+19
	Traffic	T	46	▲	+39.4%	+13
	Show Cause	SC	36	▲	-10.0%	-4
	Truancy	TR	29	▼	-12.1%	-4
	Permanency Planning	PH	25	▲	+92.3%	+12
	Remand Custody	RC	25	▼	-16.7%	-5
	Remand Visitation	RV	25	▼	-16.7%	-5
	Child In Need of Services	CS	22	▼	-31.3%	-10
	Abuse and Neglect	AN	19	▲	+5.6%	+1
	Felony	DF	17	▼	-5.6%	-1
	Civil Violation	CI	12	↔		-
	Paternity	PT	12	▼	-33.3%	-6
	Foster Care Review	FC	9	▼	-43.8%	-7
	Special Immigrant Juvenile Status	SI	9	▲	+200.0%	+6
	Motion - Protective Order	MP	8	▲	+60.0%	+3
	Initial Foster Care	IF	5	▼	-28.6%	-2
	Non-Family Abuse Protective Order	AP	5	▲	+66.7%	+2
	Relief of Custody	CR	4	▲	+300.0%	+3
	Emergency Custody Order	EC	2	↔		-
	Entrustment	ET	2	▼	-66.7%	-4
	Terminate Parental Rights	TP	2	▲	+100.0%	+1
	Capias	CA	1	▲	-	+1
	Child at Risk	RI	1	▲	-	+1
	Emancipation	EP	1	▲	-	+1
	Juvenile Support	JS	1	▲	-	+1
	Other	OT	1	▲	-	+1
	Temporary Detention Order	TD	1	▼	-90.0%	-9
	Voluntary Continuing Services and Support Agreem	VA	1	▼	-50.0%	-1
	Qualified Residential Treatment	QR	0	▼	-100.0%	-2
	Restoration of Parental Rights	RR	0	▼	-100.0%	-1
		Total		1,221	▼	-0.4%
	GRAND TOTAL		2,196	▼	-4.2%	-96

* Compared to same time period as previous year
 10/15/2024 1:36:19PM

** Case Type Categories are defined in the 2017 Virginia Judicial Workload Assessment
 Source: SCV-SQL-Information

Dispositions by Major Case Category**

Category	Summary	Change	% Change	Absolute Change
Adult Criminal	490	▼	-16.7%	-98
Child Dependency	68	▲	+3.0%	+2
Child in Need of Services/Supervision	64	▲	-3.0%	-2
Custody and Visitation	726	▼	-6.2%	-48
Delinquency	178	▲	+10.6%	+17
Juvenile Miscellaneous	50	▲	+66.7%	+20
New to Workload Study	21	▲	+40.0%	+6
Other	204	▲	-12.8%	-30
Protective Orders	97	▲	-10.2%	-11
Support	252	▲	+16.1%	+35
Traffic	46	▲	+39.4%	+13
GRAND TOTAL	2,196	▼	-4.2%	-96

* Compared to same time period as previous year
 10/15/2024 1:36:19PM

** Case Type Categories are defined in the 2017 Virginia Judicial Workload Assessment
 Source: SCV-SQL-Information

2024 Overall GRAND TOTAL		Distribution of Caseload			Change*		Percentage (%) of Caseload		
2,088 	+58	Adult	882	42%	-2.9% ▼	-26	Adult	44.7%	42.2%
	2.9%	Juvenile	1,206	58%	7.5% ▲	+84	Juvenile	55.3%	57.8%
		GRAND TOTAL	2,088	100%	2.9% ▲	+58	GRAND TOTAL	100%	100%

Dispositions by Division & Code

Division	Case Type Description	Code	Summary	Change	% Change	Absolute Change	
Adult	Misdemeanor	CM	188	▲	+42.4%	+56	
	Civil Support	VS	169	▼	-2.9%	-5	
	Other	OT	132	▲	+10.0%	+12	
	Show Cause	SC	120	▼	-28.6%	-48	
	Felony	CF	107	▼	-21.9%	-30	
	Family Abuse - Protective Order	FP	68	▼	-2.9%	-2	
	Capias	CA	49	▼	-21.0%	-13	
	Motion - Protective Order	MP	16	▲	+6.7%	+1	
	Remand Support	RS	14	▼	-30.0%	-6	
	Violation of Protective Order	PV	12	▲	+100.0%	+6	
	Non-Family Abuse Protective Order	AP	5	▲	+66.7%	+2	
	Bond Forfeiture	BF	1	↔	-	-	
	Restricted License for Non-Support	SL	1	▲	-	+1	
Total			882	▼	-2.9%	-26	
Juvenile	Custody Visitation	CV	533	▼	-20.6%	-138	
	Misdemeanor	DM	214	▲	+143.2%	+126	
	Status	ST	67	▲	+204.5%	+45	
	Permanency Planning	PH	59	▲	+742.9%	+52	
	Traffic	T	48	▲	+14.3%	+6	
	Remand Custody	RC	39	↔	-	-	
	Remand Visitation	RV	39	▼	-13.3%	-6	
	Truancy	TR	35	▲	+45.8%	+11	
	Felony	DF	28	▲	+180.0%	+18	
	Paternity	PT	24	▲	+14.3%	+3	
	Foster Care Review	FC	21	▼	-22.2%	-6	
	Terminate Parental Rights	TP	19	▲	+850.0%	+17	
	Initial Foster Care	IF	14	▼	-48.1%	-13	
	Non-Family Abuse Protective Order	AP	14	▲	+75.0%	+6	
	Show Cause	SC	12	▼	-25.0%	-4	
	Abuse and Neglect	AN	9	▼	-71.9%	-23	
	Child In Need of Services	CS	9	▲	+200.0%	+6	
	Capias	CA	7	▲	+40.0%	+2	
	Temporary Detention Order	TD	4	↔	-	-	
	Civil Violation	CI	3	▼	-57.1%	-4	
	Emergency Custody Order	EC	3	↔	-	-	
	Relief of Custody	CR	2	▲	+100.0%	+1	
	Motion - Protective Order	MP	1	▼	-90.9%	-10	
	Other	OT	1	▲	-	+1	
	Voluntary Continuing Services and Support Agreem	VA	1	▼	-50.0%	-1	
	Child at Risk	RI	0	▼	-100.0%	-1	
	Qualified Residential Treatment	QR	0	▼	-100.0%	-1	
	Special Immigrant Juvenile Status	SI	0	▼	-100.0%	-3	
	Total			1,206	▲	7.5%	+84
	GRAND TOTAL			2,088	▲	2.9%	+58

Dispositions by Major Case Category**

Category	Summary	Change	% Change	Absolute Change
Adult Criminal	430	▲	-4.2%	-19
Child Dependency	125	▲	+25.0%	+25

* Compared to same time period as previous year
 10/15/2024 1:36:19PM

** Case Type Categories are defined in the 2017 Virginia Judicial Workload Assessment
 Source: SCV-SQL-Information

CPSS - JCMS CASELOAD STATISTICS OF THE JUVENILE & DOMESTIC RELATIONS DISTRICT COURTS
 January 2024 thru September 2024 Dispositions (Compared to January 2023 thru September 2023)

Child in Need of Services/Supervision	44	▲	+63.0%	+17
Custody and Visitation	557	▼	-19.5%	-135
Delinquency	261	▲	+119.3%	+142
Juvenile Miscellaneous	67	▲	+204.5%	+45
New to Workload Study	3	▼	-70.0%	-7
Other	232	▲	+0.4%	+1
Protective Orders	104	▲	-2.8%	-3
Support	217	▲	-6.1%	-14
Traffic	48	▲	+14.3%	+6
GRAND TOTAL	2,088	▲	2.9%	+58

2024 Overall GRAND TOTAL		Distribution of Caseload			Change*		Percentage (%) of Caseload		
1,710	-79 -4.4%	Adult	785	46%	0.5% ▲	+4	Adult	43.7%	45.9%
2024		Juvenile	925	54%	-8.2% ▼	-83	Juvenile	56.3%	54.1%
2023		GRAND TOTAL	1,710	100%	-4.4% ▼	-79	GRAND TOTAL	100%	100%

Dispositions by Division & Code

Division	Case Type Description	Code	Summary	Change	% Change	Absolute Change	
Adult	Misdemeanor	CM	196	▲	+8.3%	+15	
	Other	OT	152	▲	+16.9%	+22	
	Show Cause	SC	132	▼	-10.2%	-15	
	Civil Support	VS	119	▲	+7.2%	+8	
	Felony	CF	55	▲	+1.9%	+1	
	Capias	CA	50	▼	-2.0%	-1	
	Family Abuse - Protective Order	FP	40	▼	-37.5%	-24	
	Protective Order	PC	11	▼	-35.3%	-6	
	Violation of Protective Order	PV	11	▲	+57.1%	+4	
	Remand Support	RS	9	▲	+80.0%	+4	
	Motion - Protective Order	MP	7	▼	-22.2%	-2	
	Non-Family Abuse Protective Order	AP	2	▼	-50.0%	-2	
	Restricted License for Non-Support	SL	1	▲	-	+1	
	Violation Family Abuse Protective Order	PS	0	▼	-100.0%	-1	
	Total		785	▲	0.5%	+4	
Juvenile	Custody Visitation	CV	445	▼	-12.1%	-61	
	Misdemeanor	DM	168	▲	+41.2%	+49	
	Abuse and Neglect	AN	41	▼	-14.6%	-7	
	Felony	DF	39	▲	+18.2%	+6	
	Traffic	T	35	▼	-18.6%	-8	
	Status	ST	23	▼	+9.5%	+2	
	Permanency Planning	PH	21	▼	-12.5%	-3	
	Foster Care Review	FC	18	▼	-5.3%	-1	
	Paternity	PT	16	▼	-61.0%	-25	
	Truancy	TR	16	▼	-20.0%	-4	
	Special Immigrant Juvenile Status	SI	12	▼	-40.0%	-8	
	Temporary Detention Order	TD	11	▼	-15.4%	-2	
	Civil Violation	CI	10	▲	+42.9%	+3	
	Emergency Custody Order	EC	10	▲	+25.0%	+2	
	Terminate Parental Rights	TP	10	▼	-67.7%	-21	
	Initial Foster Care	IF	9	▼	-40.0%	-6	
	Motion - Protective Order	MP	9	▼	-40.0%	-6	
	Remand Custody	RC	9	▲	+28.6%	+2	
	Remand Visitation	RV	9	▲	+28.6%	+2	
	Show Cause	SC	4	▲	-	+4	
	Non-Family Abuse Protective Order	AP	3	▼	-57.1%	-4	
	Voluntary Continuing Services and Support Agree	VA	3	▲	+200.0%	+2	
	Other	OT	2	▲	+100.0%	+1	
	Capias	CA	1	▲	-	+1	
	Child In Need of Services	CS	1	▲	-	+1	
	Entrustment	ET	0	▼	-100.0%	-1	
	Relief of Custody	CR	0	▼	-100.0%	-1	
		Total		925	▼	-8.2%	-83
		GRAND TOTAL		1,710	▼	-4.4%	-79

Dispositions by Major Case Category**

Category	Summary	Change	% Change	Absolute Change
Adult Criminal	417	▼	+0.7%	+3
Child Dependency	102	▼	-27.1%	-38

* Compared to same time period as previous year
 10/15/2024 1:36:19PM

** Case Type Categories are defined in the 2017 Virginia Judicial Workload Assessment
 Source: SCV-SQL-Information

Child in Need of Services/Supervision	17	▲	-15.0%	-3
Custody and Visitation	461	▼	-15.7%	-86
Delinquency	212	▲	+39.5%	+60
Juvenile Miscellaneous	23	▼	+9.5%	+2
New to Workload Study	22	▲	-18.5%	-5
Other	202	▲	+18.1%	+31
Protective Orders	61	▼	-38.4%	-38
Support	158	▲	+1.9%	+3
Traffic	35	▼	-18.6%	-8
GRAND TOTAL	1,710	▼	-4.4%	-79

2024 Overall GRAND TOTAL		Distribution of Caseload		Change*		Percentage (%) of Caseload			
177	-26 -12.8%	Adult	94	53%	13.3% ▲	+11	Adult	40.9%	53.1%
2024		Juvenile	83	47%	-30.8% ▼	-37	Juvenile	59.1%	46.9%
2023		GRAND TOTAL	177	100%	-12.8% ▼	-26	GRAND TOTAL	100%	100%

Dispositions by Division & Code

Division	Case Type Description	Code	Summary	Change	% Change	Absolute Change
Adult	Misdemeanor	CM	29	▲	+26.1%	+6
	Felony	CF	20	▲	+150.0%	+12
	Show Cause	SC	12	▲	+33.3%	+3
	Civil Support	VS	11	▲	+10.0%	+1
	Other	OT	11	▼	-31.3%	-5
	Family Abuse - Protective Order	FP	7	▼	-56.3%	-9
	Bond Forfeiture	BF	1	▲	-	+1
	Capias	CA	1	↔	-	-
	Non-Family Abuse Protective Order	AP	1	▲	-	+1
	Restricted License for Non-Support	SL	1	▲	-	+1
	Total		94	▲	13.3%	+11
Juvenile	Custody Visitation	CV	51	▼	-40.7%	-35
	Misdemeanor	DM	9	▲	+50.0%	+3
	Abuse and Neglect	AN	6	▲	+500.0%	+5
	Status	ST	4	▲	-	+4
	Felony	DF	3	↔	-	-
	Permanency Planning	PH	3	▲	+200.0%	+2
	Traffic	T	3	▼	-81.3%	-13
	Voluntary Continuing Services and Support Agreen	VA	2	▲	+100.0%	+1
	Child In Need of Services	CS	1	▲	-	+1
	Foster Care Review	FC	1	▼	-50.0%	-1
	Capias	CA	0	▼	-100.0%	-1
	Initial Foster Care	IF	0	▼	-100.0%	-1
	Qualified Residential Treatment	QR	0	▼	-100.0%	-1
	Temporary Detention Order	TD	0	▼	-100.0%	-1
	Total		83	▼	-30.8%	-37
GRAND TOTAL			177	▼	-12.8%	-26

Dispositions by Major Case Category**

Category	Summary	Change	% Change	Absolute Change
Adult Criminal	57	▲	+54.1%	+20
Child Dependency	12	▲	+71.4%	+5
Child in Need of Services/Supervision	1	▲	-	+1
Custody and Visitation	51	▼	-40.7%	-35
Delinquency	12	▼	+20.0%	+2
Juvenile Miscellaneous	4	▲	-	+4
Other	11	▼	-35.3%	-6
Protective Orders	8	▲	-50.0%	-8
Support	18	▲	+28.6%	+4
Traffic	3	▼	-81.3%	-13
GRAND TOTAL		177	▼	-12.8%

* Compared to same time period as previous year
 10/15/2024 1:36:19PM

** Case Type Categories are defined in the 2017 Virginia Judicial Workload Assessment
 Source: SCV-SQL-Information

2024 Overall GRAND TOTAL		Distribution of Caseload		Change*		Percentage (%) of Caseload			
1,293	-307 -19.2%	Adult	557	43%	-22.6% ▼	-163	Adult	45.0%	43.1%
2024		Juvenile	736	57%	-16.4% ▼	-144	Juvenile	55.0%	56.9%
2023		GRAND TOTAL	1,293	100%	-19.2% ▼	-307	GRAND TOTAL	100%	100%

Dispositions by Division & Code

Division	Case Type Description	Code	Summary	Change	% Change	Absolute Change	
Adult	Misdemeanor	CM	124	▼	-22.0%	-35	
	Show Cause	SC	103	▲	-	-	
	Other	OT	101	▼	-18.5%	-23	
	Civil Support	VS	83	▼	-6.7%	-6	
	Capias	CA	53	▼	-17.2%	-11	
	Family Abuse - Protective Order	FP	47	▼	-37.3%	-28	
	Felony	CF	35	▼	-20.5%	-9	
	Violation of Protective Order	PV	4	▼	-60.0%	-6	
	Non-Family Abuse Protective Order	AP	3	▼	-40.0%	-2	
	Motion - Protective Order	MP	2	▼	-83.3%	-10	
	Remand Support	RS	1	▼	-97.1%	-34	
	Restricted License for Non-Support	SL	1	▲	-	+1	
	Total			557	▼	-22.6%	-163
Juvenile	Custody Visitation	CV	447	▲	+0.9%	+4	
	Traffic	T	44	▼	-30.2%	-19	
	Misdemeanor	DM	43	▲	+16.2%	+6	
	Abuse and Neglect	AN	35	▲	+94.4%	+17	
	Motion - Protective Order	MP	35	▲	+94.4%	+17	
	Permanency Planning	PH	21	▼	-36.4%	-12	
	Foster Care Review	FC	18	▼	-18.2%	-4	
	Status	ST	17	▼	-43.3%	-13	
	Paternity	PT	15	▼	-6.3%	-1	
	Initial Foster Care	IF	11	▲	+120.0%	+6	
	Felony	DF	10	▼	-16.7%	-2	
	Terminate Parental Rights	TP	7	▼	-50.0%	-7	
	Remand Custody	RC	6	▼	-91.2%	-62	
	Remand Visitation	RV	6	▼	-90.2%	-55	
	Relief of Custody	CR	4	▲	+33.3%	+1	
	Truancy	TR	4	▲	+100.0%	+2	
	Voluntary Continuing Services and Support Agreen	VA	4	▲	+33.3%	+1	
	Other	OT	3	▲	-	+3	
	Special Immigrant Juvenile Status	SI	2	▲	-	+2	
	Temporary Detention Order	TD	2	▼	-66.7%	-4	
	Emergency Custody Order	EC	1	▲	-	+1	
	Entrustment	ET	1	▼	-66.7%	-2	
	Capias	CA	0	▼	-100.0%	-1	
	Child In Need of Services	CS	0	▼	-100.0%	-1	
	Civil Violation	CI	0	▼	-100.0%	-8	
	Emancipation	EP	0	▼	-100.0%	-1	
	Non-Family Abuse Protective Order	AP	0	▼	-100.0%	-3	
	Qualified Residential Treatment	QR	0	▼	-100.0%	-6	
	Show Cause	SC	0	▼	-100.0%	-3	
	Total			736	▼	-16.4%	-144
	GRAND TOTAL			1,293	▼	-19.2%	-307

Dispositions by Major Case Category**

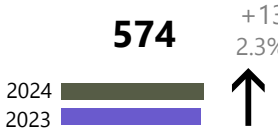
Category	Summary	Change	% Change	Absolute Change
Adult Criminal	288	▼	-20.4%	-74
Child Dependency	101	▲	-5.6%	-6

* Compared to same time period as previous year
 10/15/2024 1:36:19PM

** Case Type Categories are defined in the 2017 Virginia Judicial Workload Assessment
 Source: SCV-SQL-Information

CPSS - JCMS CASELOAD STATISTICS OF THE JUVENILE & DOMESTIC RELATIONS DISTRICT COURTS
 January 2024 thru September 2024 Dispositions (Compared to January 2023 thru September 2023)

Child in Need of Services/Supervision	4	↔	+33.3%	+1
Custody and Visitation	462	▼	+0.7%	+3
Delinquency	53	▼		0
Juvenile Miscellaneous	17	▼	-45.2%	-14
New to Workload Study	2	▲	-75.0%	-6
Other	120	▲	-59.2%	-174
Protective Orders	87	▼	-23.0%	-26
Support	115	▲	+7.5%	+8
Traffic	44	▼	-30.2%	-19
GRAND TOTAL	1,293	▼	-19.2%	-307

2024 Overall GRAND TOTAL		Distribution of Caseload		Change*		Percentage (%) of Caseload			
574 	+13 2.3%	Adult	239	42%	14.9% ▲	+31	Adult	37.1%	41.6%
		Juvenile	335	58%	-5.1% ▼	-18	Juvenile	62.9%	58.4%
		GRAND TOTAL	574	100%	2.3% ▲	+13	GRAND TOTAL	100%	100%

Dispositions by Division & Code

Division	Case Type Description	Code	Summary	Change	% Change	Absolute Change
Adult	Misdemeanor	CM	62	▲	+82.4%	+28
	Civil Support	VS	47	▼	-4.1%	-2
	Other	OT	47	▲	+17.5%	+7
	Show Cause	SC	34	▼	-27.7%	-13
	Family Abuse - Protective Order	FP	17	▼	-22.7%	-5
	Felony	CF	13	▲	+333.3%	+10
	Motion - Protective Order	MP	8	↔		-
	Remand Support	RS	7	▲	+600.0%	+6
	Capias	CA	3	▲	+200.0%	+2
	Non-Family Abuse Protective Order	AP	1	▼	-66.7%	-2
	Total		239	▲	14.9%	+31
Juvenile	Custody Visitation	CV	178	▼	-13.2%	-27
	Traffic	T	26	▼	-7.1%	-2
	Remand Custody	RC	18	▲	+1,700.0%	+17
	Remand Visitation	RV	18	▲	+1,700.0%	+17
	Abuse and Neglect	AN	14	▼	-44.0%	-11
	Motion - Protective Order	MP	13	▲	+85.7%	+6
	Terminate Parental Rights	TP	12	▲	+500.0%	+10
	Misdemeanor	DM	11	▼	-35.3%	-6
	Status	ST	11	▲	+83.3%	+5
	Permanency Planning	PH	7	↔		-
	Foster Care Review	FC	4	▼	-69.2%	-9
	Initial Foster Care	IF	4	▼	-20.0%	-1
	Temporary Detention Order	TD	4	↔		-
	Civil Violation	CI	3	▼	-66.7%	-6
	Emergency Custody Order	EC	3	▲	-	+3
	Felony	DF	3	▼	-50.0%	-3
	Paternity	PT	3	▼	-40.0%	-2
	Entrustment	ET	1	▲	-	+1
	Non-Family Abuse Protective Order	AP	1	↔		-
	Other	OT	1	↔		-
	Child In Need of Services	CS	0	▼	-100.0%	-1
	Emancipation	EP	0	▼	-100.0%	-1
	Qualified Residential Treatment	QR	0	▼	-100.0%	-1
	Show Cause	SC	0	▼	-100.0%	-2
	Truancy	TR	0	▼	-100.0%	-2
	Voluntary Continuing Services and Support Agree	VA	0	▼	-100.0%	-3
		Total		335	▼	-5.1%
GRAND TOTAL			574	▲	2.3%	+13

Dispositions by Major Case Category**

Category	Summary	Change	% Change	Absolute Change
Adult Criminal	93	▲	+36.8%	+25
Child Dependency	42	▲	-25.0%	-14
Child in Need of Services/Supervision	0	▼	-100.0%	-3
Custody and Visitation	181	▼	-13.8%	-29
Delinquency	14	▼	-44.0%	-11
Juvenile Miscellaneous	11	▼	+57.1%	+4

* Compared to same time period as previous year
 10/15/2024 1:36:19PM

** Case Type Categories are defined in the 2017 Virginia Judicial Workload Assessment
 Source: SCV-SQL-Information

CPSS - JCMS CASELOAD STATISTICS OF THE JUVENILE & DOMESTIC RELATIONS DISTRICT COURTS
 January 2024 thru September 2024 Dispositions (Compared to January 2023 thru September 2023)

New to Workload Study	3	▼	-66.7%	-6
Other	98	▲	+104.2%	+50
Protective Orders	40	▼	-2.4%	-1
Support	66	▼		0
Traffic	26	▼	-7.1%	-2
GRAND TOTAL	574	▲	2.3%	+13

2024 Overall GRAND TOTAL		Distribution of Caseload		Change*		Percentage (%) of Caseload			
542 -39 -6.7% 	Adult	234	43%	-16.7%	▼	-47	2023	48.4%	43.2%
	Juvenile	308	57%	2.7%	▲	+8	2024	51.6%	56.8%
GRAND TOTAL		542	100%	-6.7%	▼	-39	GRAND TOTAL	100%	100%

Dispositions by Division & Code

Division	Case Type Description	Code	Summary	Change	% Change	Absolute Change	
Adult	Misdemeanor	CM	63	▼	-10.0%	-7	
	Other	OT	51	▲	-1.9%	-1	
	Civil Support	VS	41	▲	+78.3%	+18	
	Felony	CF	27	▲	+12.5%	+3	
	Show Cause	SC	18	▼	-67.3%	-37	
	Family Abuse - Protective Order	FP	13	▼	-43.5%	-10	
	Capias	CA	12	▼	-45.5%	-10	
	Violation of Protective Order	PV	4	↔		-	
	Emergency Custody Order	EC	2	▲	-	+2	
	Motion - Protective Order	MP	2	▼	-75.0%	-6	
	Non-Family Abuse Protective Order	AP	1	▲	-	+1	
	Total			234	▼	-16.7%	-47
Juvenile	Custody Visitation	CV	140	▼	-9.7%	-15	
	Misdemeanor	DM	29	▲	+70.6%	+12	
	Abuse and Neglect	AN	26	▲	+100.0%	+13	
	Permanency Planning	PH	26	▲	+36.8%	+7	
	Terminate Parental Rights	TP	20	▲	+100.0%	+10	
	Traffic	T	16	▼	-30.4%	-7	
	Motion - Protective Order	MP	11	↔		-	
	Foster Care Review	FC	8	▼	-61.9%	-13	
	Initial Foster Care	IF	6	▼	-40.0%	-4	
	Temporary Detention Order	TD	5	▲	+400.0%	+4	
	Voluntary Continuing Services and Support Agreem	VA	4	▲	+300.0%	+3	
	Child In Need of Services	CS	3	▲	+200.0%	+2	
	Non-Family Abuse Protective Order	AP	3	▲	-	+3	
	Paternity	PT	3	▲	+50.0%	+1	
	Civil Violation	CI	2	▼	-33.3%	-1	
	Emergency Custody Order	EC	2	▲	-	+2	
	Felony	DF	1	▲	-	+1	
	Other	OT	1	▲	-	+1	
	Relief of Custody	CR	1	↔		-	
	Special Immigrant Juvenile Status	SI	1	▲	-	+1	
	Emancipation	EP	0	▼	-100.0%	-1	
	Qualified Residential Treatment	QR	0	▼	-100.0%	-2	
	Show Cause	SC	0	▼	-100.0%	-3	
	Status	ST	0	▼	-100.0%	-4	
	Truancy	TR	0	▼	-100.0%	-2	
	Total			308	▲	2.7%	+8
	GRAND TOTAL			542	▼	-6.7%	-39

Dispositions by Major Case Category**

Category	Summary	Change	% Change	Absolute Change
Adult Criminal	116	▼	-21.6%	-32
Child Dependency	91	▲	+18.2%	+14
Child in Need of Services/Supervision	3	▲		0
Custody and Visitation	143	▲	-8.9%	-14
Delinquency	30	▲	+50.0%	+10
Juvenile Miscellaneous	0	▼	-100.0%	-5

* Compared to same time period as previous year
 10/15/2024 1:36:19PM

** Case Type Categories are defined in the 2017 Virginia Judicial Workload Assessment
 Source: SCV-SQL-Information

CPSS - JCMS CASELOAD STATISTICS OF THE JUVENILE & DOMESTIC RELATIONS DISTRICT COURTS
 January 2024 thru September 2024 Dispositions (Compared to January 2023 thru September 2023)

New to Workload Study	3	▲		0
Other	61	▲	+15.1%	+8
Protective Orders	30	▲	-28.6%	-12
Support	49	▲	-2.0%	-1
Traffic	16	▼	-30.4%	-7
GRAND TOTAL	542	▼	-6.7%	-39

2024 Overall GRAND TOTAL		Distribution of Caseload		Change*		Percentage (%) of Caseload		
975 +46 5.0% 	Adult Juvenile GRAND TOTAL	391	40%	4.3% ▲	+16	Adult Juvenile GRAND TOTAL	2023 40.4% 59.6% 100%	2024 40.1% 59.9% 100%
		584	60%	5.4% ▲	+30	2023 40.4% 59.6% 100%	2024 40.1% 59.9% 100%	
		975	100%	5.0% ▲	+46			

Dispositions by Division & Code

Division	Case Type Description	Code	Summary	Change	% Change	Absolute Change	
Adult	Show Cause	SC	112	▲	+89.8%	+53	
	Civil Support	VS	82	▲	+18.8%	+13	
	Misdemeanor	CM	65	▼	-27.0%	-24	
	Other	OT	47	▲		-	
	Family Abuse - Protective Order	FP	34	▼	-24.4%	-11	
	Capias	CA	20	▲	+25.0%	+4	
	Felony	CF	9	▼	-40.0%	-6	
	Motion - Protective Order	MP	8	▼	-42.9%	-6	
	Violation of Protective Order	PV	7	▼	-41.7%	-5	
	Non-Family Abuse Protective Order	AP	3	▲	+200.0%	+2	
	Remand Support	RS	3	▼	-57.1%	-4	
	Bond Forfeiture	BF	1	▲	-	+1	
	Violation Family Abuse Protective Order	PS	0	▼	-100.0%	-1	
		Total		391	▲	4.3%	+16
Juvenile	Custody Visitation	CV	407	▲	+7.1%	+27	
	Motion - Protective Order	MP	27	▲	+2,600.0%	+26	
	Misdemeanor	DM	26	▲	+100.0%	+13	
	Felony	DF	16	▲	+14.3%	+2	
	Permanency Planning	PH	13	▼	-7.1%	-1	
	Remand Custody	RC	12	▼	-7.7%	-1	
	Remand Visitation	RV	11	▼	-21.4%	-3	
	Traffic	T	11	▼	-57.7%	-15	
	Abuse and Neglect	AN	9	▼	-18.2%	-2	
	Foster Care Review	FC	7	▼	-53.3%	-8	
	Relief of Custody	CR	7	▲	+133.3%	+4	
	Temporary Detention Order	TD	6	▲	+200.0%	+4	
	Terminate Parental Rights	TP	6	▼	-33.3%	-3	
	Initial Foster Care	IF	4	▼	-50.0%	-4	
	Non-Family Abuse Protective Order	AP	4	▲	+300.0%	+3	
	Paternity	PT	4	▼	-75.0%	-12	
	Child In Need of Services	CS	3	▲	+50.0%	+1	
	Other	OT	3	▲	+200.0%	+2	
	Truancy	TR	3	▲	+50.0%	+1	
	Entrustment	ET	2	▲	+100.0%	+1	
	Voluntary Continuing Services and Support Agreem	VA	2	▲	+100.0%	+1	
	Show Cause	SC	1	↔		-	
	Emergency Custody Order	EC	0	▼	-100.0%	-1	
	Qualified Residential Treatment	QR	0	▼	-100.0%	-3	
	Status	ST	0	▼	-100.0%	-2	
		Total		584	▲	5.4%	+30
	GRAND TOTAL			975	▲	5.0%	+46

Dispositions by Major Case Category**

Category	Summary	Change	% Change	Absolute Change
Adult Criminal	168	▲	+3.7%	+6
Child Dependency	50	▲	-23.1%	-15
Child in Need of Services/Supervision	6	▲	+50.0%	+2
Custody and Visitation	411	▼	+3.8%	+15
Delinquency	43	▲	+53.6%	+15

* Compared to same time period as previous year
 10/15/2024 1:36:19PM

** Case Type Categories are defined in the 2017 Virginia Judicial Workload Assessment
 Source: SCV-SQL-Information

CPSS - JCMS CASELOAD STATISTICS OF THE JUVENILE & DOMESTIC RELATIONS DISTRICT COURTS
 January 2024 thru September 2024 Dispositions (Compared to January 2023 thru September 2023)

Juvenile Miscellaneous	1	▲	-50.0%	-1
Other	81	▲	-4.7%	-4
Protective Orders	76	▲	+22.6%	+14
Support	128	▲	+29.3%	+29
Traffic	11	▼	-57.7%	-15
GRAND TOTAL	975	▲	5.0%	+46

2024 Overall GRAND TOTAL		Distribution of Caseload		Change*		Percentage (%) of Caseload			
	666	Adult	323	48%	7.0% ▲	+21	Adult	50.0%	48.5%
	+62 10.3%	Juvenile	343	52%	13.6% ▲	+41	Juvenile	50.0%	51.5%
		GRAND TOTAL	666	100%	10.3% ▲	+62	GRAND TOTAL	100%	100%

Dispositions by Division & Code

Division	Case Type Description	Code	Summary	Change	% Change	Absolute Change
Adult	Civil Support	VS	75	▲	+63.0%	+29
	Misdemeanor	CM	62	▼	-22.5%	-18
	Show Cause	SC	59	▲	+43.9%	+18
	Other	OT	50	▲	+194.1%	+33
	Capias	CA	27	▲	+68.8%	+11
	Felony	CF	23	▲	+43.8%	+7
	Family Abuse - Protective Order	FP	19	▼	-74.3%	-55
	Remand Support	RS	3	▲	+200.0%	+2
	Motion - Protective Order	MP	2	▼	-66.7%	-4
	Bond Forfeiture	BF	1	▲	-	+1
	Violation Family Abuse Protective Order	PS	1	▲	-	+1
	Violation of Protective Order	PV	1	↔	-	-
	Non-Family Abuse Protective Order	AP	0	▼	-100.0%	-3
	Protective Order	PC	0	▼	-100.0%	-1
	Total		323	▲	7.0%	+21
Juvenile	Custody Visitation	CV	233	▲	+33.9%	+59
	Misdemeanor	DM	20	▼	-31.0%	-9
	Initial Foster Care	IF	14	▲	+100.0%	+7
	Foster Care Review	FC	12	▲	+71.4%	+5
	Permanency Planning	PH	12	▲	+33.3%	+3
	Felony	DF	10	▲	+11.1%	+1
	Traffic	T	10	▼	-50.0%	-10
	Abuse and Neglect	AN	7	▼	-46.2%	-6
	Terminate Parental Rights	TP	4	▼	-73.3%	-11
	Civil Violation	CI	3	▲	+50.0%	+1
	Paternity	PT	3	▼	-25.0%	-1
	Remand Custody	RC	3	↔	-	-
	Child In Need of Services	CS	2	↔	-	-
	Non-Family Abuse Protective Order	AP	2	▲	-	+2
	Status	ST	2	▼	-33.3%	-1
	Family Abuse - Protective Order	FP	1	▲	-	+1
	Juvenile Support	JS	1	▲	-	+1
	Motion - Protective Order	MP	1	↔	-	-
	Relief of Custody	CR	1	↔	-	-
	Remand Visitation	RV	1	▲	-	+1
	Temporary Detention Order	TD	1	↔	-	-
	Emergency Custody Order	EC	0	▼	-100.0%	-1
	Truancy	TR	0	▼	-100.0%	-1
	Total		343	▲	13.6%	+41
GRAND TOTAL			666	▲	10.3%	+62

Dispositions by Major Case Category**

Category	Summary	Change	% Change	Absolute Change
Adult Criminal	143	▲	+5.9%	+8
Child Dependency	50	▲	-3.8%	-2
Child in Need of Services/Supervision	2	▼	-33.3%	-1
Custody and Visitation	236	▲	+32.6%	+58
Delinquency	30	▼	-21.1%	-8

* Compared to same time period as previous year
 10/15/2024 1:36:19PM

** Case Type Categories are defined in the 2017 Virginia Judicial Workload Assessment
 Source: SCV-SQL-Information

CPSS - JCMS CASELOAD STATISTICS OF THE JUVENILE & DOMESTIC RELATIONS DISTRICT COURTS
 January 2024 thru September 2024 Dispositions (Compared to January 2023 thru September 2023)

Juvenile Miscellaneous	2	▼	-33.3%	-1
New to Workload Study	3	▲	+50.0%	+1
Other	58	▲	+152.2%	+35
Protective Orders	25	▲	-70.2%	-59
Support	107	▲	+62.1%	+41
Traffic	10	▼	-50.0%	-10
GRAND TOTAL	666	▲	10.3%	+62

2024 Overall GRAND TOTAL		Distribution of Caseload		Change*		Percentage (%) of Caseload			
2,959 +455 18.2% 		Adult	1,563	53%	11.6% ▲	+163	Adult	55.9%	52.8%
		Juvenile	1,396	47%	26.4% ▲	+292	Juvenile	44.1%	47.2%
GRAND TOTAL		GRAND TOTAL	2,959	100%	18.2% ▲	+455	GRAND TOTAL	100%	100%

Dispositions by Division & Code

Division	Case Type Description	Code	Summary	Change	% Change	Absolute Change	
Adult	Misdemeanor	CM	378	▲	+3.6%	+13	
	Other	OT	289	▼	+12.5%	+32	
	Show Cause	SC	282	▲	+12.8%	+32	
	Civil Support	VS	250	▲	+11.1%	+25	
	Felony	CF	161	▲	+30.9%	+38	
	Family Abuse - Protective Order	FP	111	▲	+5.7%	+6	
	Capias	CA	45	▲	+9.8%	+4	
	Motion - Protective Order	MP	14	▲	+7.7%	+1	
	Non-Family Abuse Protective Order	AP	14	▲	+250.0%	+10	
	Remand Support	RS	12	▲	+33.3%	+3	
	Violation of Protective Order	PV	5	▲	+66.7%	+2	
	Bond Forfeiture	BF	1	▲	-	+1	
	Restricted License for Non-Support	SL	1	▼	-80.0%	-4	
Total			1,563	▲	11.6%	+163	
Juvenile	Custody Visitation	CV	752	▲	+25.1%	+151	
	Misdemeanor	DM	198	▲	+53.5%	+69	
	Felony	DF	89	▲	+14.1%	+11	
	Traffic	T	55	▼	-5.2%	-3	
	Abuse and Neglect	AN	49	▲	+58.1%	+18	
	Motion - Protective Order	MP	42	▲	+90.9%	+20	
	Remand Custody	RC	37	▲	+105.6%	+19	
	Show Cause	SC	23	▲	+130.0%	+13	
	Truancy	TR	22	▲	+69.2%	+9	
	Civil Violation	CI	14	▲	+100.0%	+7	
	Non-Family Abuse Protective Order	AP	13	▲	+85.7%	+6	
	Status	ST	12	▲	+50.0%	+4	
	Temporary Detention Order	TD	12	▼	-47.8%	-11	
	Initial Foster Care	IF	11	▲	+22.2%	+2	
	Child In Need of Services	CS	10	▲	+25.0%	+2	
	Paternity	PT	8	▲	+14.3%	+1	
	Remand Visitation	RV	8	▲	+60.0%	+3	
	Emergency Custody Order	EC	7	▼	-50.0%	-7	
	Relief of Custody	CR	7	▲	+16.7%	+1	
	Permanency Planning	PH	6	▼	-25.0%	-2	
	Foster Care Review	FC	4	▼	-60.0%	-6	
	Other	OT	4	▼	-20.0%	-1	
	Special Immigrant Juvenile Status	SI	3	▲	+200.0%	+2	
	Terminate Parental Rights	TP	3	▼	-83.3%	-15	
	Voluntary Continuing Services and Support Agreem	VA	3	▼	-40.0%	-2	
	Juvenile Support	JS	2	▲	-	+2	
	Capias	CA	1	▲	-	+1	
	Emancipation	EP	1	↔	-	-	
	Mental Commitment	MC	0	▼	-100.0%	-2	
	Total			1,396	▲	26.4%	+292
	GRAND TOTAL			2,959	▲	18.2%	+455

* Compared to same time period as previous year
 10/15/2024 1:36:19PM

** Case Type Categories are defined in the 2017 Virginia Judicial Workload Assessment
 Source: SCV-SQL-Information

Dispositions by Major Case Category**

Category	Summary	Change	% Change	Absolute Change
Adult Criminal	777	▲	+16.7%	+111
Child Dependency	83	▼	-4.6%	-4
Child in Need of Services/Supervision	32	▲	+52.4%	+11
Custody and Visitation	760	▲	+25.0%	+152
Delinquency	311	▲	+43.3%	+94
Juvenile Miscellaneous	13	▲	+44.4%	+4
New to Workload Study	17	▲	+112.5%	+9
Other	369	▼	+10.8%	+36
Protective Orders	194	▲	+28.5%	+43
Support	348	▲	+0.6%	+2
Traffic	55	▼	-5.2%	-3
GRAND TOTAL	2,959	▲	18.2%	+455

* Compared to same time period as previous year
 10/15/2024 1:36:19PM

** Case Type Categories are defined in the 2017 Virginia Judicial Workload Assessment
 Source: SCV-SQL-Information

2024 Overall GRAND TOTAL		Distribution of Caseload			Change*		Percentage (%) of Caseload		
1,833 -89 -4.6% 	Adult	958	52%	-5.6%	▼	-57	Adult	2023	2024
	Juvenile	875	48%	-3.5%	▼	-32	Juvenile	52.8%	52.3%
GRAND TOTAL		1,833	100%	-4.6%	▼	-89	GRAND TOTAL	100%	100%

Dispositions by Division & Code

Division	Case Type Description	Code	Summary	Change	% Change	Absolute Change	
Adult	Misdemeanor	CM	187	▼	-4.6%	-9	
	Other	OT	187	▲	-6.5%	-13	
	Civil Support	VS	181	▲	+6.5%	+11	
	Show Cause	SC	170	▼	-15.4%	-31	
	Family Abuse - Protective Order	FP	89	▲	+3.5%	+3	
	Felony	CF	62	▲	+5.1%	+3	
	Capias	CA	46	▼	-17.9%	-10	
	Violation of Protective Order	PV	16	▼	-36.0%	-9	
	Motion - Protective Order	MP	15	▼	-11.8%	-2	
	Non-Family Abuse Protective Order	AP	3	▲	+50.0%	+1	
	Criminal Support	CS	1	▲	-	+1	
	Remand Support	RS	1	▼	-66.7%	-2	
	Total			958	▼	-5.6%	-57
Juvenile	Custody Visitation	CV	554	▲	+3.6%	+19	
	Misdemeanor	DM	88	▼	-11.1%	-11	
	Traffic	T	39	▲	+85.7%	+18	
	Child at Risk	RI	24	▲	+50.0%	+8	
	Truancy	TR	24	↔	-	-	
	Permanency Planning	PH	18	▼	-35.7%	-10	
	Foster Care Review	FC	16	▼	-23.8%	-5	
	Abuse and Neglect	AN	14	▼	-12.5%	-2	
	Felony	DF	13	▼	-53.6%	-15	
	Initial Foster Care	IF	13	▼	-7.1%	-1	
	Motion - Protective Order	MP	13	▼	-27.8%	-5	
	Voluntary Continuing Services and Support Agree	VA	10	▲	+900.0%	+9	
	Non-Family Abuse Protective Order	AP	9	▼	-25.0%	-3	
	Paternity	PT	9	▼	-10.0%	-1	
	Terminate Parental Rights	TP	8	▼	-11.1%	-1	
	Temporary Detention Order	TD	6	▼	-50.0%	-6	
	Civil Violation	CI	4	▲	+300.0%	+3	
	Child In Need of Services	CS	3	▼	-57.1%	-4	
	Emergency Custody Order	EC	2	▼	-33.3%	-1	
	Family Abuse - Protective Order	FP	2	↔	-	-	
	Emancipation	EP	1	▼	-50.0%	-1	
	Other	OT	1	▼	-75.0%	-3	
	Relief of Custody	CR	1	▼	-75.0%	-3	
	Remand Custody	RC	1	▼	-75.0%	-3	
	Remand Visitation	RV	1	▼	-75.0%	-3	
	Status	ST	1	▼	-66.7%	-2	
	Entrustment	ET	0	▼	-100.0%	-2	
	Mental Commitment	MC	0	▼	-100.0%	-1	
	Qualified Residential Treatment	QR	0	▼	-100.0%	-3	
	Show Cause	SC	0	▼	-100.0%	-3	
	Total			875	▼	-3.5%	-32
	GRAND TOTAL			1,833	▼	-4.6%	-89

* Compared to same time period as previous year
 10/15/2024 1:36:19PM

** Case Type Categories are defined in the 2017 Virginia Judicial Workload Assessment
 Source: SCV-SQL-Information

Dispositions by Major Case Category**

Category	Summary	Change	% Change	Absolute Change
Adult Criminal	412	▼	-12.0%	-56
Child Dependency	104	▲	-8.8%	-10
Child in Need of Services/Supervision	27	▼	-12.9%	-4
Custody and Visitation	563	▼	+3.3%	+18
Delinquency	101	▼	-22.3%	-29
Juvenile Miscellaneous	2	▼	-60.0%	-3
New to Workload Study	4	▲	+300.0%	+3
Other	199	▲	-13.9%	-32
Protective Orders	131	▼	-4.4%	-6
Support	251	▲	+5.0%	+12
Traffic	39	▲	+85.7%	+18
GRAND TOTAL	1,833	▼	-4.6%	-89

* Compared to same time period as previous year
 10/15/2024 1:36:19PM

** Case Type Categories are defined in the 2017 Virginia Judicial Workload Assessment
 Source: SCV-SQL-Information

2024 Overall GRAND TOTAL		Distribution of Caseload		Change*		Percentage (%) of Caseload		
723	-61 -7.8%	Adult	337 47%	4.0% ▲	+13	Adult	2023 41.3%	2024 46.6%
2024		Juvenile	386 53%	-16.1% ▼	-74	Juvenile	58.7%	53.4%
2023		GRAND TOTAL	723 100%	-7.8% ▼	-61	GRAND TOTAL	100%	100%

Dispositions by Division & Code

Division	Case Type Description	Code	Summary	Change	% Change	Absolute Change	
Adult	Misdemeanor	CM	94	▲	+9.3%	+8	
	Other	OT	72	▲	+50.0%	+24	
	Civil Support	VS	56	▼	-16.4%	-11	
	Show Cause	SC	49	▼	-9.3%	-5	
	Family Abuse - Protective Order	FP	30	▲	+15.4%	+4	
	Felony	CF	17	▲	+6.3%	+1	
	Capias	CA	7	▼	-36.4%	-4	
	Motion - Protective Order	MP	5	▲	+25.0%	+1	
	Remand Support	RS	2	▲	+100.0%	+1	
	Restricted License for Non-Support	SL	2	▲	-	+2	
	Violation of Protective Order	PV	2	▼	-77.8%	-7	
	Bond Forfeiture	BF	1	▲	-	+1	
	Non-Family Abuse Protective Order	AP	0	▼	-100.0%	-2	
		Total		337	▲	4.0%	+13
Juvenile	Custody Visitation	CV	247	▼	-18.2%	-55	
	Misdemeanor	DM	21	▼	-43.2%	-16	
	Abuse and Neglect	AN	16	▲	+6.7%	+1	
	Truancy	TR	12	▲	+100.0%	+6	
	Foster Care Review	FC	11	▼	-15.4%	-2	
	Motion - Protective Order	MP	11	▼	-8.3%	-1	
	Civil Violation	CI	9	▲	+28.6%	+2	
	Temporary Detention Order	TD	8	▲	+100.0%	+4	
	Felony	DF	7	▼	-41.7%	-5	
	Traffic	T	7	▲	+75.0%	+3	
	Initial Foster Care	IF	6	▲	+100.0%	+3	
	Remand Custody	RC	6	▼	-25.0%	-2	
	Permanency Planning	PH	4	▼	-42.9%	-3	
	Emergency Custody Order	EC	3	▲	-	+3	
	Paternity	PT	3	▼	-57.1%	-4	
	Terminate Parental Rights	TP	3	▼	-40.0%	-2	
	Entrustment	ET	2	▲	-	+2	
	Other	OT	2	▲	-	+2	
	Relief of Custody	CR	2	▲	+100.0%	+1	
	Remand Visitation	RV	2	▼	-75.0%	-6	
	Voluntary Continuing Services and Support Agree	VA	2	▲	+100.0%	+1	
	Non-Family Abuse Protective Order	AP	1	▼	-50.0%	-1	
	Show Cause	SC	1	▲	-	+1	
	Child In Need of Services	CS	0	▼	-100.0%	-3	
	Emancipation	EP	0	▼	-100.0%	-1	
	Special Immigrant Juvenile Status	SI	0	▼	-100.0%	-1	
	Status	ST	0	▼	-100.0%	-1	
		Total		386	▼	-16.1%	-74
	GRAND TOTAL			723	▼	-7.8%	-61

Dispositions by Major Case Category**

Category	Summary	Change	% Change	Absolute Change
Adult Criminal	155	▲	+3.3%	+5
Child Dependency	46	▲	+2.2%	+1
Child in Need of Services/Supervision	12	↔	+33.3%	+3

* Compared to same time period as previous year
 10/15/2024 1:36:19PM

** Case Type Categories are defined in the 2017 Virginia Judicial Workload Assessment
 Source: SCV-SQL-Information

CPSS - JCMS CASELOAD STATISTICS OF THE JUVENILE & DOMESTIC RELATIONS DISTRICT COURTS
 January 2024 thru September 2024 Dispositions (Compared to January 2023 thru September 2023)

Custody and Visitation	250	▼	-19.1%	-59
Delinquency	29	▲	-40.8%	-20
Juvenile Miscellaneous	0	▼	-100.0%	-2
New to Workload Study	9	▼	+12.5%	+1
Other	95	▲	+37.7%	+26
Protective Orders	47	▼	+2.2%	+1
Support	73	▲	-21.5%	-20
Traffic	7	▲	+75.0%	+3
GRAND TOTAL	723	▼	-7.8%	-61

2024 Overall GRAND TOTAL		Distribution of Caseload			Change*		Percentage (%) of Caseload		
1,788 +110 6.6% 	Adult Juvenile GRAND TOTAL	886	50%	17.7% ▲	+133	Adult Juvenile GRAND TOTAL	2023	2024	
		902	50%	-2.5% ▼	-23		44.9%	49.6%	
		1,788	100%	6.6% ▲	+110		100%	100%	

Dispositions by Division & Code

Division	Case Type Description	Code	Summary	Change	% Change	Absolute Change
Adult	Other	OT	198	▲	+40.4%	+57
	Misdemeanor	CM	195	▲	+6.6%	+12
	Civil Support	VS	145	▲	+13.3%	+17
	Show Cause	SC	124	▼	-17.3%	-26
	Felony	CF	81	▲	+97.6%	+40
	Family Abuse - Protective Order	FP	76	▲	+26.7%	+16
	Violation of Protective Order	PV	35	▲	+169.2%	+22
	Capias	CA	16	▼	-27.3%	-6
	Motion - Protective Order	MP	10	▲	+11.1%	+1
	Remand Support	RS	4	▲	+100.0%	+2
	Non-Family Abuse Protective Order	AP	2	▼	-50.0%	-2
	Total		886	▲	17.7%	+133
Juvenile	Custody Visitation	CV	577	▲	+5.1%	+28
	Misdemeanor	DM	66	▼	-8.3%	-6
	Status	ST	44	▲	+12.8%	+5
	Abuse and Neglect	AN	43	▲	+13.2%	+5
	Traffic	T	36	▼	-40.0%	-24
	Foster Care Review	FC	26	▼	-7.1%	-2
	Permanency Planning	PH	24	▲	+71.4%	+10
	Paternity	PT	14	▲	+55.6%	+5
	Initial Foster Care	IF	9	▼	-52.6%	-10
	Motion - Protective Order	MP	9	▲	+800.0%	+8
	Remand Custody	RC	8	▲	+33.3%	+2
	Terminate Parental Rights	TP	8	▲	+14.3%	+1
	Temporary Detention Order	TD	7	▼	-22.2%	-2
	Felony	DF	5	▼	-54.5%	-6
	Truancy	TR	5	▼	-72.2%	-13
	Child In Need of Services	CS	4	↔		-
	Emergency Custody Order	EC	4	▼	-33.3%	-2
	Non-Family Abuse Protective Order	AP	3	↔		-
	Show Cause	SC	3	▼	-40.0%	-2
	Relief of Custody	CR	2	↔		-
	Voluntary Continuing Services and Support Agreem	VA	2	▼	-33.3%	-1
	Family Abuse - Protective Order	FP	1	▲	-	+1
	Other	OT	1	▼	-50.0%	-1
	Restoration of Parental Rights	RR	1	▲	-	+1
	Child at Risk	RI	0	▼	-100.0%	-8
	Emancipation	EP	0	▼	-100.0%	-1
	Entrustment	ET	0	▼	-100.0%	-6
	Mental Commitment	MC	0	▼	-100.0%	-4
	Qualified Residential Treatment	QR	0	▼	-100.0%	-1
		Total		902	▼	-2.5%
GRAND TOTAL			1,788	▲	6.6%	+110

Dispositions by Major Case Category**

Category	Summary	Change	% Change	Absolute Change
Adult Criminal	391	▲	+10.5%	+37
Child Dependency	114	▼	-9.5%	-12
Child in Need of Services/Supervision	10	▼	-56.5%	-13

* Compared to same time period as previous year
 10/15/2024 1:36:19PM

** Case Type Categories are defined in the 2017 Virginia Judicial Workload Assessment
 Source: SCV-SQL-Information

CPSS - JCMS CASELOAD STATISTICS OF THE JUVENILE & DOMESTIC RELATIONS DISTRICT COURTS
 January 2024 thru September 2024 Dispositions (Compared to January 2023 thru September 2023)

Custody and Visitation	591	▲	+5.9%	+33
Delinquency	73	▼	-16.1%	-14
Juvenile Miscellaneous	44	▼	+10.0%	+4
Other	223	▲	+31.2%	+53
Protective Orders	101	▲	+31.2%	+24
Support	205	▼	+12.0%	+22
Traffic	36	▼	-40.0%	-24
GRAND TOTAL	1,788	▲	6.6%	+110

2024 Overall GRAND TOTAL		Distribution of Caseload			Change*		Percentage (%) of Caseload		
1,490	+147 10.9%	Adult	762	51%	11.2% ▲	+77	Adult	51.0%	51.1%
2024		Juvenile	728	49%	10.6% ▲	+70	Juvenile	49.0%	48.9%
2023		GRAND TOTAL	1,490	100%	10.9% ▲	+147	GRAND TOTAL	100%	100%

Dispositions by Division & Code

Division	Case Type Description	Code	Summary	Change	% Change	Absolute Change	
Adult	Misdemeanor	CM	250	▲	+42.9%	+75	
	Other	OT	126	▼	-20.8%	-33	
	Show Cause	SC	107	▲	+33.8%	+27	
	Civil Support	VS	70	▼	-13.6%	-11	
	Capias	CA	68	▲	+21.4%	+12	
	Felony	CF	56	▼	-26.3%	-20	
	Family Abuse - Protective Order	FP	47	▲	+17.5%	+7	
	Remand Support	RS	19	▲	+111.1%	+10	
	Motion - Protective Order	MP	7	▲	+250.0%	+5	
	Violation of Protective Order	PV	7	▲	+250.0%	+5	
	Non-Family Abuse Protective Order	AP	2	▲	+100.0%	+1	
	Protective Order	PC	1	▼	-75.0%	-3	
	Restricted License for Non-Support	SL	1	▲	-	+1	
	Violation Family Abuse Protective Order	PS	1	▲	-	+1	
	Total		762	▲	11.2%	+77	
Juvenile	Custody Visitation	CV	307	▼	-8.4%	-28	
	Status	ST	79	▲	+38.6%	+22	
	Misdemeanor	DM	63	▲	+152.0%	+38	
	Foster Care Review	FC	39	▼	-2.5%	-1	
	Remand Custody	RC	38	▲	+192.3%	+25	
	Traffic	T	38	▲	+46.2%	+12	
	Remand Visitation	RV	36	▲	+176.9%	+23	
	Permanency Planning	PH	29	▼	-27.5%	-11	
	Initial Foster Care	IF	22	▲	+83.3%	+10	
	Abuse and Neglect	AN	17	▲	+21.4%	+3	
	Felony	DF	15	▲	+36.4%	+4	
	Paternity	PT	10	▼	-63.0%	-17	
	Entrustment	ET	7	▲	-	+7	
	Truancy	TR	6	▲	+200.0%	+4	
	Voluntary Continuing Services and Support Agree	VA	6	▲	+20.0%	+1	
	Temporary Detention Order	TD	4	▲	+300.0%	+3	
	Terminate Parental Rights	TP	4	▼	-77.8%	-14	
	Non-Family Abuse Protective Order	AP	3	↔	-	-	
	Civil Violation	CI	2	▼	-33.3%	-1	
	Child In Need of Services	CS	1	▼	-50.0%	-1	
	Emergency Custody Order	EC	1	▲	-	+1	
	Other	OT	1	▼	-66.7%	-2	
	Emancipation	EP	0	▼	-100.0%	-1	
	Family Abuse - Protective Order	FP	0	▼	-100.0%	-5	
	Qualified Residential Treatment	QR	0	▼	-100.0%	-2	
		Total		728	▲	10.6%	+70
		GRAND TOTAL		1,490	▲	10.9%	+147

Dispositions by Major Case Category**




Category	Summary	Change	% Change	Absolute Change
Adult Criminal	443	▲	+16.9%	+64
Child Dependency	124	▲	-5.3%	-7
Child in Need of Services/Supervision	7	▲	+75.0%	+3
Custody and Visitation	317	▼	-12.4%	-45

* Compared to same time period as previous year
 10/15/2024 1:36:19PM

** Case Type Categories are defined in the 2017 Virginia Judicial Workload Assessment
 Source: SCV-SQL-Information

CPSS - JCMS CASELOAD STATISTICS OF THE JUVENILE & DOMESTIC RELATIONS DISTRICT COURTS
 January 2024 thru September 2024 Dispositions (Compared to January 2023 thru September 2023)

Delinquency	78	▲	+116.7%	+42
Juvenile Miscellaneous	79	▲	+36.2%	+21
New to Workload Study	2	▼	-33.3%	-1
Other	225	▲	+13.6%	+27
Protective Orders	59	▲	+15.7%	+8
Support	118	▲	+24.2%	+23
Traffic	38	▲	+46.2%	+12
GRAND TOTAL	1,490	▲	10.9%	+147

2024 Overall GRAND TOTAL		Distribution of Caseload			Change*		Percentage (%) of Caseload		
2,388	-184 -7.2%	Adult	1,273	53%	11.9% ▲	+135	Adult	44.2%	53.3%
2024 		Juvenile	1,115	47%	-22.2% ▼	-319	Juvenile	55.8%	46.7%
2023 		GRAND TOTAL	2,388	100%	-7.2% ▼	-184	GRAND TOTAL	100%	100%

Dispositions by Division & Code

Division	Case Type Description	Code	Summary	Change	% Change	Absolute Change
Adult	Show Cause	SC	381	▲	+52.4%	+131
	Misdemeanor	CM	248	▲	+2.9%	+7
	Other	OT	226	▲	+18.9%	+36
	Civil Support	VS	172	▲	+29.3%	+39
	Capias	CA	107	▲	-5.3%	-6
	Family Abuse - Protective Order	FP	58	▼	-28.4%	-23
	Felony	CF	43	▼	-46.3%	-37
	Remand Support	RS	20	▼	-13.0%	-3
	Motion - Protective Order	MP	8	▼	-42.9%	-6
	Violation of Protective Order	PV	7	▼	-12.5%	-1
	Non-Family Abuse Protective Order	AP	3	▼	-25.0%	-1
	Protective Order	PC	0	▼	-100.0%	-1
		Total		1,273	▲	11.9%
Juvenile	Custody Visitation	CV	605	▼	-30.7%	-268
	Status	ST	126	▲	+8.6%	+10
	Misdemeanor	DM	86	▲	+28.4%	+19
	Traffic	T	41	▲	+105.0%	+21
	Permanency Planning	PH	39	▲	+95.0%	+19
	Paternity	PT	34	▲	+36.0%	+9
	Remand Custody	RC	33	▼	-8.3%	-3
	Remand Visitation	RV	33	▼	-8.3%	-3
	Foster Care Review	FC	27	▼	-38.6%	-17
	Motion - Protective Order	MP	23	▼	-60.3%	-35
	Felony	DF	18	▲	+125.0%	+10
	Show Cause	SC	11	▲	+175.0%	+7
	Abuse and Neglect	AN	8	▼	-87.1%	-54
	Temporary Detention Order	TD	8	▲	+14.3%	+1
	Truancy	TR	6	▼	-33.3%	-3
	Terminate Parental Rights	TP	4	▼	-69.2%	-9
	Initial Foster Care	IF	3	▼	-84.2%	-16
	Non-Family Abuse Protective Order	AP	3	▼	-25.0%	-1
	Relief of Custody	CR	3	▲	+200.0%	+2
	Child In Need of Services	CS	2	▲	+100.0%	+1
	Emergency Custody Order	EC	2	↔		-
	Entrustment	ET	0	▼	-100.0%	-2
	Family Abuse - Protective Order	FP	0	▼	-100.0%	-3
	Mental Commitment	MC	0	▼	-100.0%	-1
	Other	OT	0	▼	-100.0%	-1
	Qualified Residential Treatment	QR	0	▼	-100.0%	-1
	Voluntary Continuing Services and Support Agreen	VA	0	▼	-100.0%	-1
		Total		1,115	▼	-22.2%
GRAND TOTAL			2,388	▼	-7.2%	-184

Dispositions by Major Case Category**

Category	Summary	Change	% Change	Absolute Change
Adult Criminal	700	▼	+9.0%	+58
Child Dependency	84	▼	-48.5%	-79
Child in Need of Services/Supervision	8	▲	-20.0%	-2
Custody and Visitation	639	▲	-28.8%	-259

* Compared to same time period as previous year
 10/15/2024 1:36:19PM

** Case Type Categories are defined in the 2017 Virginia Judicial Workload Assessment
 Source: SCV-SQL-Information

CPSS - JCMS CASELOAD STATISTICS OF THE JUVENILE & DOMESTIC RELATIONS DISTRICT COURTS
 January 2024 thru September 2024 Dispositions (Compared to January 2023 thru September 2023)

Delinquency	115	▲	+45.6%	+36
Juvenile Miscellaneous	126	▲	+8.6%	+10
Other	322	▲	+8.8%	+26
Protective Orders	95	▼	-42.1%	-69
Support	258	▲	+40.2%	+74
Traffic	41	▲	+105.0%	+21
GRAND TOTAL	2,388	▼	-7.2%	-184

2024 Overall GRAND TOTAL		Distribution of Caseload			Change*		Percentage (%) of Caseload		
2,589 -19 -0.7% 		Adult	1,245	48%	-4.7% ▼	-62	Adult	50.1%	48.1%
		Juvenile	1,344	52%	3.3% ▲	+43	Juvenile	49.9%	51.9%
		GRAND TOTAL	2,589	100%	-0.7% ▼	-19	GRAND TOTAL	100%	100%

Dispositions by Division & Code

Division	Case Type Description	Code	Summary	Change	% Change	Absolute Change
Adult	Misdemeanor	CM	352	▲	+10.3%	+33
	Other	OT	237	▲	-23.8%	-74
	Felony	CF	158	▼	-1.9%	-3
	Show Cause	SC	123	▲	+15.0%	+16
	Civil Support	VS	115	▼	-18.4%	-26
	Family Abuse - Protective Order	FP	96	▼	-11.9%	-13
	Capias	CA	92	▲	-12.4%	-13
	Violation of Protective Order	PV	29	▲	+190.0%	+19
	Motion - Protective Order	MP	21	▼	-22.2%	-6
	Remand Support	RS	13	▲	+85.7%	+6
	Bond Forfeiture	BF	4	▲	+33.3%	+1
	Protective Order	PC	3	▲	+200.0%	+2
	Restricted License for Non-Support	SL	2	↔		-
	Non-Family Abuse Protective Order	AP	0	▼	-100.0%	-4
	Total		1,245	▼	-4.7%	-62
Juvenile	Custody Visitation	CV	725	▲	+2.4%	+17
	Permanency Planning	PH	88	▲	+51.7%	+30
	Status	ST	62	▲	+51.2%	+21
	Remand Visitation	RV	58	▲	+16.0%	+8
	Remand Custody	RC	54	▲	+10.2%	+5
	Traffic	T	54	▼	-8.5%	-5
	Foster Care Review	FC	49	▼	-12.5%	-7
	Misdemeanor	DM	41	▼	-18.0%	-9
	Abuse and Neglect	AN	38	▼	-15.6%	-7
	Felony	DF	35	▲	+52.2%	+12
	Terminate Parental Rights	TP	31	▲	+3.3%	+1
	Initial Foster Care	IF	30	▼	-14.3%	-5
	Paternity	PT	21	↔		-
	Truancy	TR	12	▲	+33.3%	+3
	Motion - Protective Order	MP	11	▲	+10.0%	+1
	Temporary Detention Order	TD	9	▼	-10.0%	-1
	Non-Family Abuse Protective Order	AP	7	▼	-12.5%	-1
	Voluntary Continuing Services and Support Agreem	VA	6	▼	-14.3%	-1
	Other	OT	4	▼	-42.9%	-3
	Relief of Custody	CR	4	▼	-50.0%	-4
	Emergency Custody Order	EC	3	↔		-
	Entrustment	ET	2	▼	-60.0%	-3
	Child In Need of Services	CS	0	▼	-100.0%	-1
	Qualified Residential Treatment	QR	0	▼	-100.0%	-6
Show Cause	SC	0	▼	-100.0%	-2	
	Total		1,344	▲	3.3%	+43
	GRAND TOTAL		2,589	▼	-0.7%	-19

Dispositions by Major Case Category**

Category	Summary	Change	% Change	Absolute Change
Adult Criminal	739	▲	+6.3%	+44
Child Dependency	248	▼	-0.8%	-2
Child in Need of Services/Supervision	12	▼	+20.0%	+2
Custody and Visitation	746	▲	+2.3%	+17

* Compared to same time period as previous year
 10/15/2024 1:36:19PM

** Case Type Categories are defined in the 2017 Virginia Judicial Workload Assessment
 Source: SCV-SQL-Information

Delinquency	76	▼	+1.3%	+1
Juvenile Miscellaneous	62	▲	+51.2%	+21
Other	378	▲	-13.5%	-59
Protective Orders	135	▼	-14.6%	-23
Support	139	▲	-9.7%	-15
Traffic	54	▼	-8.5%	-5
GRAND TOTAL	2,589	▼	-0.7%	-19

2024 Overall GRAND TOTAL		Distribution of Caseload			Change*		Percentage (%) of Caseload		
1,318	-76 -5.5%	Adult	591	45%	-11.7% ▼	-78	Adult	48.0%	44.8%
2024		Juvenile	727	55%	0.3% ▲	+2	Juvenile	52.0%	55.2%
2023		GRAND TOTAL	1,318	100%	-5.5% ▼	-76	GRAND TOTAL	100%	100%

Dispositions by Division & Code

Division	Case Type Description	Code	Summary	Change	% Change	Absolute Change	
Adult	Show Cause	SC	162	▲	+33.9%	+41	
	Other	OT	151	▼	-11.2%	-19	
	Misdemeanor	CM	87	▼	-28.1%	-34	
	Civil Support	VS	65	▼	-4.4%	-3	
	Capias	CA	62	▲	+14.8%	+8	
	Family Abuse - Protective Order	FP	25	▼	-47.9%	-23	
	Felony	CF	23	▼	-63.5%	-40	
	Non-Family Abuse Protective Order	AP	5	↔		-	
	Remand Support	RS	4	▼	-42.9%	-3	
	Motion - Protective Order	MP	3	▼	-25.0%	-1	
	Restricted License for Non-Support	SL	2	↔		-	
	Bond Forfeiture	BF	1	▼	-75.0%	-3	
	Violation of Protective Order	PV	1	▼	-50.0%	-1	
		Total		591	▼	-11.7%	-78
Juvenile	Custody Visitation	CV	372	▼	-6.5%	-26	
	Permanency Planning	PH	50	▼	-20.6%	-13	
	Terminate Parental Rights	TP	50	▲	+316.7%	+38	
	Child at Risk	RI	48	▲	+380.0%	+38	
	Truancy	TR	34	↔		-	
	Foster Care Review	FC	31	▼	-39.2%	-20	
	Abuse and Neglect	AN	25	▼	-3.8%	-1	
	Initial Foster Care	IF	20	▼	-25.9%	-7	
	Motion - Protective Order	MP	18	▲	+260.0%	+13	
	Traffic	T	17	▼	-34.6%	-9	
	Misdemeanor	DM	13	↔		-	
	Entrustment	ET	10	▲	-	+10	
	Paternity	PT	5	▲	+66.7%	+2	
	Voluntary Continuing Services and Support Agreen	VA	5	▲	+400.0%	+4	
	Child In Need of Services	CS	4	▼	-42.9%	-3	
	Non-Family Abuse Protective Order	AP	4	▼	-42.9%	-3	
	Remand Custody	RC	4	▼	-60.0%	-6	
	Remand Visitation	RV	4	▼	-66.7%	-8	
	Status	ST	4	▼	-66.7%	-8	
	Relief of Custody	CR	3	▲	+50.0%	+1	
	Emancipation	EP	2	▲	-	+2	
	Felony	DF	2	▼	-33.3%	-1	
	Capias	CA	1	▲	-	+1	
	Civil Violation	CI	1	▲	-	+1	
	Family Abuse - Protective Order	FP	0	▼	-100.0%	-2	
	Other	OT	0	▼	-100.0%	-1	
		Total		727	▲	0.3%	+2
	GRAND TOTAL			1,318	▼	-5.5%	-76

Dispositions by Major Case Category**

Category	Summary	Change	% Change	Absolute Change
Adult Criminal	293	▼	-12.0%	-40
Child Dependency	242	▲	+26.0%	+50
Child in Need of Services/Supervision	38	▼	-7.3%	-3
Custody and Visitation	377	▲	-6.0%	-24

* Compared to same time period as previous year
 10/15/2024 1:36:19PM

** Case Type Categories are defined in the 2017 Virginia Judicial Workload Assessment
 Source: SCV-SQL-Information

CPSS - JCMS CASELOAD STATISTICS OF THE JUVENILE & DOMESTIC RELATIONS DISTRICT COURTS
 January 2024 thru September 2024 Dispositions (Compared to January 2023 thru September 2023)

Buchanan

District: 29 FIPS: 027

Delinquency	16	▲		0
Juvenile Miscellaneous	6	▲	-50.0%	-6
New to Workload Study	1	▲	-	+1
Other	163	▼	-18.5%	-37
Protective Orders	55	▲	-22.5%	-16
Support	110	▲	+7.8%	+8
Traffic	17	▼	-34.6%	-9
GRAND TOTAL	1,318	▼	-5.5%	-76

2024 Overall GRAND TOTAL		Distribution of Caseload		Change*		Percentage (%) of Caseload		
754	-146 -16.2%	Adult	335 44%	-11.8% ▼	-45	Adult	2023 42.2%	2024 44.4%
2024		Juvenile	419 56%	-19.4% ▼	-101	Juvenile	57.8%	55.6%
2023		GRAND TOTAL	754 100%	-16.2% ▼	-146	GRAND TOTAL	100%	100%

Dispositions by Division & Code

Division	Case Type Description	Code	Summary	Change	% Change	Absolute Change	
Adult	Misdemeanor	CM	69	▲	+1.5%	+1	
	Other	OT	69	▼	+3.0%	+2	
	Civil Support	VS	66	▼	-34.7%	-35	
	Show Cause	SC	53	▲	+3.9%	+2	
	Family Abuse - Protective Order	FP	31	▼	-29.5%	-13	
	Capias	CA	30	▲	+30.4%	+7	
	Felony	CF	8	▼	-61.9%	-13	
	Motion - Protective Order	MP	5	▲	+150.0%	+3	
	Non-Family Abuse Protective Order	AP	2	▲	+100.0%	+1	
	Protective Order	PC	1	▲	-	+1	
	Remand Support	RS	1	▼	-50.0%	-1	
		Total		335	▼	-11.8%	-45
Juvenile	Custody Visitation	CV	310	▼	-10.7%	-37	
	Misdemeanor	DM	26	▼	-18.8%	-6	
	Permanency Planning	PH	14	▼	-56.3%	-18	
	Truancy	TR	9	▲	+12.5%	+1	
	Entrustment	ET	8	↔	-	-	
	Felony	DF	7	▼	-61.1%	-11	
	Initial Foster Care	IF	7	▼	-30.0%	-3	
	Paternity	PT	6	▲	+100.0%	+3	
	Child In Need of Services	CS	4	▼	-42.9%	-3	
	Foster Care Review	FC	4	▼	-55.6%	-5	
	Status	ST	4	▼	-50.0%	-4	
	Terminate Parental Rights	TP	4	▼	-20.0%	-1	
	Traffic	T	4	▼	-73.3%	-11	
	Abuse and Neglect	AN	3	▼	-57.1%	-4	
	Child at Risk	RI	2	▲	-	+2	
	Voluntary Continuing Services and Support Agree	VA	2	▲	-	+2	
	Civil Violation	CI	1	▲	-	+1	
	Motion - Protective Order	MP	1	↔	-	-	
	Other	OT	1	▲	-	-	
	Relief of Custody	CR	1	↔	-	-	
	Show Cause	SC	1	▼	-50.0%	-1	
	Emergency Custody Order	EC	0	▼	-100.0%	-2	
	Mental Commitment	MC	0	▼	-100.0%	-1	
	Qualified Residential Treatment	QR	0	▼	-100.0%	-1	
	Remand Custody	RC	0	▼	-100.0%	-1	
	Temporary Detention Order	TD	0	▼	-100.0%	-1	
		Total		419	▼	-19.4%	-101
	GRAND TOTAL			754	▼	-16.2%	-146

Dispositions by Major Case Category**

Category	Summary	Change	% Change	Absolute Change
Adult Criminal	124	▲	-14.5%	-21
Child Dependency	45	▲	-38.4%	-28
Child in Need of Services/Supervision	13	▼	-18.8%	-3
Custody and Visitation	316	▲	-9.7%	-34
Delinquency	34	▼	-33.3%	-17

* Compared to same time period as previous year
 10/15/2024 1:36:19PM

** Case Type Categories are defined in the 2017 Virginia Judicial Workload Assessment
 Source: SCV-SQL-Information

Juvenile Miscellaneous	4	▼	-55.6%	-5
New to Workload Study	1	▲	-	+1
Other	71	▲	-4.1%	-3
Protective Orders	39	▲	-18.8%	-9
Support	103	▲	-13.4%	-16
Traffic	4	▼	-73.3%	-11
GRAND TOTAL	754	▼	-16.2%	-146

2024 Overall GRAND TOTAL		Distribution of Caseload		Change*		Percentage (%) of Caseload			
1,728	-117 -6.3%	Adult	967	56%	-15.1% ▼	-172	Adult	61.7%	56.0%
2024		Juvenile	761	44%	7.8% ▲	+55	Juvenile	38.3%	44.0%
2023		GRAND TOTAL	1,728	100%	-6.3% ▼	-117	GRAND TOTAL	100%	100%

Dispositions by Division & Code

Division	Case Type Description	Code	Summary	Change	% Change	Absolute Change	
Adult	Show Cause	SC	290	▼	-37.8%	-176	
	Misdemeanor	CM	181	▼	-4.7%	-9	
	Other	OT	176	▲	+9.3%	+15	
	Civil Support	VS	101	▼	-12.2%	-14	
	Capias	CA	67	▲	+4.7%	+3	
	Family Abuse - Protective Order	FP	54	▼	-14.3%	-9	
	Felony	CF	46	▲	+15.0%	+6	
	Remand Support	RS	18	▲	+63.6%	+7	
	Motion - Protective Order	MP	14	▲	+40.0%	+4	
	Bond Forfeiture	BF	8	▼	-27.3%	-3	
	Violation of Protective Order	PV	7	▲	+40.0%	+2	
	Non-Family Abuse Protective Order	AP	5	▲	+66.7%	+2	
		Total		967	▼	-15.1%	-172
Juvenile	Custody Visitation	CV	330	▼	-20.1%	-83	
	Misdemeanor	DM	52	▲	+108.0%	+27	
	Permanency Planning	PH	51	▼	-25.0%	-17	
	Foster Care Review	FC	41	▲	+36.7%	+11	
	Terminate Parental Rights	TP	32	▲	+433.3%	+26	
	Entrustment	ET	30	▲	+200.0%	+20	
	Traffic	T	28	▲	+86.7%	+13	
	Abuse and Neglect	AN	27	▲	+12.5%	+3	
	Initial Foster Care	IF	25	▲	+56.3%	+9	
	Remand Custody	RC	23	▲	+109.1%	+12	
	Remand Visitation	RV	23	▲	+109.1%	+12	
	Truancy	TR	21	▲	+320.0%	+16	
	Motion - Protective Order	MP	19	▲	+18.8%	+3	
	Felony	DF	14	▲	+40.0%	+4	
	Relief of Custody	CR	7	▲	+250.0%	+5	
	Paternity	PT	5	▼	-28.6%	-2	
	Show Cause	SC	5	▲	+150.0%	+3	
	Temporary Detention Order	TD	5	▲	+66.7%	+2	
	Capias	CA	4	▲	+100.0%	+2	
	Voluntary Continuing Services and Support Agreem	VA	4	↔	-	-	
	Child In Need of Services	CS	3	↔	-	-	
	Other	OT	3	▲	+50.0%	+1	
	Status	ST	3	▼	-75.0%	-9	
	Civil Violation	CI	2	↔	-	-	
	Emergency Custody Order	EC	2	▼	-33.3%	-1	
	Mental Commitment	MC	1	▲	-	+1	
	Non-Family Abuse Protective Order	AP	1	▼	-66.7%	-2	
	Qualified Residential Treatment	QR	0	▼	-100.0%	-1	
		Total		761	▲	7.8%	+55
	GRAND TOTAL			1,728	▼	-6.3%	-117

Dispositions by Major Case Category**

Category	Summary	Change	% Change	Absolute Change
Adult Criminal	527	▼	-25.9%	-184
Child Dependency	217	▲	+34.8%	+56
Child in Need of Services/Supervision	27	▲	+170.0%	+17

* Compared to same time period as previous year
 10/15/2024 1:36:19PM

** Case Type Categories are defined in the 2017 Virginia Judicial Workload Assessment
 Source: SCV-SQL-Information

CPSS - JCMS CASELOAD STATISTICS OF THE JUVENILE & DOMESTIC RELATIONS DISTRICT COURTS
 January 2024 thru September 2024 Dispositions (Compared to January 2023 thru September 2023)

Custody and Visitation	335	▼	-20.2%	-85
Delinquency	72	▲	+94.6%	+35
Juvenile Miscellaneous	3	▼	-75.0%	-9
New to Workload Study	2	↔		0
Other	251	▲	+24.3%	+49
Protective Orders	93	▲	-2.1%	-2
Support	173	▼	-3.9%	-7
Traffic	28	▲	+86.7%	+13
GRAND TOTAL	1,728	▼	-6.3%	-117

2024 Overall GRAND TOTAL		Distribution of Caseload			Change*		Percentage (%) of Caseload		
2,459	-14 -0.6%	Adult	1,356	55%	19.6% ▲	+222	Adult	45.9%	55.1%
2024		Juvenile	1,103	45%	-17.6% ▼	-236	Juvenile	54.1%	44.9%
2023		GRAND TOTAL	2,459	100%	-0.6% ▼	-14	GRAND TOTAL	100%	100%

Dispositions by Division & Code

Division	Case Type Description	Code	Summary	Change	% Change	Absolute Change
Adult	Misdemeanor	CM	394	▲	+74.3%	+168
	Other	OT	259	▲	-9.4%	-27
	Show Cause	SC	191	▲	+4.9%	+9
	Civil Support	VS	161	▲	+23.8%	+31
	Felony	CF	156	▲	+48.6%	+51
	Capias	CA	87	▼	-5.4%	-5
	Family Abuse - Protective Order	FP	78	▼	-11.4%	-10
	Motion - Protective Order	MP	17	▲	+41.7%	+5
	Remand Support	RS	7	▼	-12.5%	-1
	Non-Family Abuse Protective Order	AP	5	↔		-
	Restricted License for Non-Support	SL	1	▲	-	+1
		Total		1,356	▲	19.6%
Juvenile	Custody Visitation	CV	658	▼	-16.5%	-130
	Motion - Protective Order	MP	70	▼	-18.6%	-16
	Misdemeanor	DM	54	▼	-3.6%	-2
	Traffic	T	43	▲	+13.2%	+5
	Abuse and Neglect	AN	38	▼	-61.2%	-60
	Foster Care Review	FC	34	▲	+100.0%	+17
	Remand Custody	RC	32	▲	+23.1%	+6
	Permanency Planning	PH	28	▼	-47.2%	-25
	Status	ST	27	▲	+125.0%	+15
	Initial Foster Care	IF	19	▼	-5.0%	-1
	Felony	DF	17	▲	+70.0%	+7
	Truancy	TR	14	▼	-36.4%	-8
	Terminate Parental Rights	TP	12	▼	-42.9%	-9
	Paternity	PT	11	▼	-31.3%	-5
	Show Cause	SC	9	▲	+125.0%	+5
	Child In Need of Services	CS	6	▲	+500.0%	+5
	Other	OT	6	▼	-14.3%	-1
	Relief of Custody	CR	6	▲	+50.0%	+2
	Voluntary Continuing Services and Support Agree	VA	5	↔		-
	Entrustment	ET	4	▼	-80.0%	-16
	Non-Family Abuse Protective Order	AP	3	▼	-72.7%	-8
	Temporary Detention Order	TD	3	▼	-70.0%	-7
	Child at Risk	RI	2	▲	-	+2
	Civil Violation	CI	1	↔		-
	Emergency Custody Order	EC	1	▼	-83.3%	-5
	Capias	CA	0	▼	-100.0%	-1
	Family Abuse - Protective Order	FP	0	▼	-100.0%	-1
	Juvenile Support	JS	0	▼	-100.0%	-1
	Mental Commitment	MC	0	▼	-100.0%	-2
	Protective Order	PC	0	▼	-100.0%	-1
	Qualified Residential Treatment	QR	0	▼	-100.0%	-1
		Total		1,103	▼	-17.6%
GRAND TOTAL			2,459	▼	-0.6%	-14

* Compared to same time period as previous year
 10/15/2024 1:36:19PM

** Case Type Categories are defined in the 2017 Virginia Judicial Workload Assessment
 Source: SCV-SQL-Information

Dispositions by Major Case Category**

Category	Summary	Change	% Change	Absolute Change
Adult Criminal	768	▲	+37.9%	+211
Child Dependency	148	▲	-38.1%	-91
Child in Need of Services/Supervision	21	▲	-8.7%	-2
Custody and Visitation	669	▼	-16.8%	-135
Delinquency	79	▼	+9.7%	+7
Juvenile Miscellaneous	27	▲	+125.0%	+15
New to Workload Study	1	↔		0
Other	308	▼	-10.7%	-37
Protective Orders	173	▼	-14.8%	-30
Support	222	▲	+24.0%	+43
Traffic	43	▲	+13.2%	+5
GRAND TOTAL	2,459	▼	-0.6%	-14

* Compared to same time period as previous year
 10/15/2024 1:36:19PM

** Case Type Categories are defined in the 2017 Virginia Judicial Workload Assessment
 Source: SCV-SQL-Information

2024 Overall GRAND TOTAL		Distribution of Caseload			Change*		Percentage (%) of Caseload		
1,359 -5 -0.4% 	Adult Juvenile GRAND TOTAL	607	45%	-12.7% ▼	-88	51.0%	44.7%		
		752	55%	12.4% ▲	+83	49.0%	55.3%		
		1,359	100%	-0.4% ▼	-5	100%	100%		

Dispositions by Division & Code

Division	Case Type Description	Code	Summary	Change	% Change	Absolute Change	
Adult	Other	OT	140	▲	-6.7%	-10	
	Misdemeanor	CM	118	▼	-24.4%	-38	
	Show Cause	SC	115	▼	-8.7%	-11	
	Civil Support	VS	59	▼	-35.2%	-32	
	Capias	CA	57	▲	+9.6%	+5	
	Family Abuse - Protective Order	FP	53	▼	-14.5%	-9	
	Felony	CF	26	▲	+52.9%	+9	
	Remand Support	RS	20	▲	+17.6%	+3	
	Motion - Protective Order	MP	9	↔		-	
	Non-Family Abuse Protective Order	AP	9	▼	-10.0%	-1	
	Restricted License for Non-Support	SL	1	▼	-50.0%	-1	
	Bond Forfeiture	BF	0	▼	-100.0%	-2	
	Protective Order	PC	0	▼	-100.0%	-1	
		Total		607	▼	-12.7%	-88
Juvenile	Custody Visitation	CV	337	▲	+3.7%	+12	
	Traffic	T	61	▲	+27.1%	+13	
	Misdemeanor	DM	58	▲	+152.2%	+35	
	Abuse and Neglect	AN	50	▲	+4.2%	+2	
	Permanency Planning	PH	50	↔		-	
	Foster Care Review	FC	48	▲	+92.0%	+23	
	Remand Custody	RC	30	▲	+7.1%	+2	
	Initial Foster Care	IF	28	▲	+40.0%	+8	
	Truancy	TR	21	▲	+90.9%	+10	
	Terminate Parental Rights	TP	17	▼	-52.8%	-19	
	Remand Visitation	RV	11	▲	+37.5%	+3	
	Show Cause	SC	7	▲	+75.0%	+3	
	Non-Family Abuse Protective Order	AP	6	▲	+100.0%	+3	
	Paternity	PT	6	▲	+50.0%	+2	
	Entrustment	ET	4	▲	-	+4	
	Other	OT	4	▲	+100.0%	+2	
	Felony	DF	3	▼	-50.0%	-3	
	Relief of Custody	CR	3	▼	-25.0%	-1	
	Voluntary Continuing Services and Support Agreem	VA	3	▲	-	+3	
	Status	ST	2	▼	-77.8%	-7	
	Child In Need of Services	CS	1	▼	-83.3%	-5	
	Emancipation	EP	1	▲	-	+1	
	Restoration of Parental Rights	RR	1	▲	-	+1	
	Capias	CA	0	▼	-100.0%	-1	
	Civil Violation	CI	0	▼	-100.0%	-2	
	Emergency Custody Order	EC	0	▼	-100.0%	-2	
	Qualified Residential Treatment	QR	0	▼	-100.0%	-2	
	Temporary Detention Order	TD	0	▼	-100.0%	-2	
		Total		752	▲	12.4%	+83
	GRAND TOTAL			1,359	▼	-0.4%	-5

Dispositions by Major Case Category**

Category	Summary	Change	% Change	Absolute Change
Adult Criminal	246	▼	-17.2%	-51
Child Dependency	203	▲	+9.7%	+18

* Compared to same time period as previous year
 10/15/2024 1:36:19PM

** Case Type Categories are defined in the 2017 Virginia Judicial Workload Assessment
 Source: SCV-SQL-Information

CPSS - JCMS CASELOAD STATISTICS OF THE JUVENILE & DOMESTIC RELATIONS DISTRICT COURTS
 January 2024 thru September 2024 Dispositions (Compared to January 2023 thru September 2023)

Child in Need of Services/Supervision	25	▲	+47.1%	+8
Custody and Visitation	343	▲	+4.3%	+14
Delinquency	65	▲	+91.2%	+31
Juvenile Miscellaneous	3	▲	-66.7%	-6
New to Workload Study	0	▼	-100.0%	-2
Other	206	▲	-1.4%	-3
Protective Orders	77	▲	-8.3%	-7
Support	130	▲	-13.3%	-20
Traffic	61	▲	+27.1%	+13
GRAND TOTAL	1,359	▼	-0.4%	-5

2024 Overall GRAND TOTAL		Distribution of Caseload			Change*		Percentage (%) of Caseload		
1,101 -16 -1.4% 		Adult	422	38%	-12.3% ▼	-59	Adult	43.1%	38.3%
		Juvenile	679	62%	6.8% ▲	+43	Juvenile	56.9%	61.7%
		GRAND TOTAL	1,101	100%	-1.4% ▼	-16	GRAND TOTAL	100%	100%

Dispositions by Division & Code

Division	Case Type Description	Code	Summary	Change	% Change	Absolute Change	
Adult	Misdemeanor	CM	92	▼	-37.0%	-54	
	Other	OT	89	▲	+36.9%	+24	
	Felony	CF	76	▲	+43.4%	+23	
	Civil Support	VS	55	▲	+41.0%	+16	
	Show Cause	SC	49	▼	-25.8%	-17	
	Family Abuse - Protective Order	FP	24	▼	-44.2%	-19	
	Capias	CA	23	▼	-47.7%	-21	
	Remand Support	RS	6	▼	-57.1%	-8	
	Motion - Protective Order	MP	4	▼	-42.9%	-3	
	Non-Family Abuse Protective Order	AP	4	▲	+33.3%	+1	
	Restricted License for Non-Support	SL	0	▼	-100.0%	-1	
		Total		422	▼	-12.3%	-59
Juvenile	Custody Visitation	CV	245	▼	-14.6%	-42	
	Misdemeanor	DM	168	▲	+162.5%	+104	
	Traffic	T	71	▲	+10.9%	+7	
	Felony	DF	35	▲	+337.5%	+27	
	Permanency Planning	PH	29	▼	-3.3%	-1	
	Foster Care Review	FC	21	▼	-16.0%	-4	
	Truancy	TR	19	▼	-20.8%	-5	
	Remand Custody	RC	15	▼	-37.5%	-9	
	Remand Visitation	RV	15	▼	-37.5%	-9	
	Abuse and Neglect	AN	14	▼	-17.6%	-3	
	Initial Foster Care	IF	12	▼	-33.3%	-6	
	Terminate Parental Rights	TP	10	▼	-9.1%	-1	
	Child In Need of Services	CS	8	▼	-27.3%	-3	
	Paternity	PT	5	▲	+25.0%	+1	
	Capias	CA	3	▲	+200.0%	+2	
	Voluntary Continuing Services and Support Agree	VA	3	↔		-	
	Non-Family Abuse Protective Order	AP	2	▼	-33.3%	-1	
	Status	ST	2	▼	-66.7%	-4	
	Civil Violation	CI	1	↔		-	
	Show Cause	SC	1	▼	-66.7%	-2	
	Emergency Custody Order	EC	0	▼	-100.0%	-1	
	Other	OT	0	▼	-100.0%	-2	
	Relief of Custody	CR	0	▼	-100.0%	-4	
	Temporary Detention Order	TD	0	▼	-100.0%	-1	
		Total		679	▲	6.8%	+43
		GRAND TOTAL		1,101	▼	-1.4%	-16

Dispositions by Major Case Category**

Category	Summary	Change	% Change	Absolute Change
Adult Criminal	219	▼	-22.3%	-63
Child Dependency	89	▼	-17.6%	-19
Child in Need of Services/Supervision	27	▼	-22.9%	-8
Custody and Visitation	251	▲	-13.7%	-40
Delinquency	206	▲	+171.1%	+130
Juvenile Miscellaneous	2	▼	-66.7%	-4
New to Workload Study	1	↔		0

* Compared to same time period as previous year
 10/15/2024 1:36:19PM

** Case Type Categories are defined in the 2017 Virginia Judicial Workload Assessment
 Source: SCV-SQL-Information

CPSS - JCMS CASELOAD STATISTICS OF THE JUVENILE & DOMESTIC RELATIONS DISTRICT COURTS
 January 2024 thru September 2024 Dispositions (Compared to January 2023 thru September 2023)

Scott

District: 30 FIPS: 169

Other	125	▼	-4.6%	-6
Protective Orders	34	▼	-39.3%	-22
Support	76	▼	+13.4%	+9
Traffic	71	▲	+10.9%	+7
GRAND TOTAL	1,101	▼	-1.4%	-16

2024 Overall GRAND TOTAL		Distribution of Caseload			Change*		Percentage (%) of Caseload		
2,834	-81 -2.8%	Adult	1,356	48%	-3.1% ▼	-44	Adult	48.0%	47.8%
2024		Juvenile	1,478	52%	-2.4% ▼	-37	Juvenile	52.0%	52.2%
2023		GRAND TOTAL	2,834	100%	-2.8% ▼	-81	GRAND TOTAL	100%	100%

Dispositions by Division & Code

Division	Case Type Description	Code	Summary	Change	% Change	Absolute Change
Adult	Misdemeanor	CM	353	▼	-22.2%	-101
	Other	OT	330	▲	+3.4%	+11
	Show Cause	SC	166	▼	-16.2%	-32
	Civil Support	VS	154	▼	-3.8%	-6
	Family Abuse - Protective Order	FP	135	▲	+68.8%	+55
	Felony	CF	111	▲	+44.2%	+34
	Capias	CA	66	▲	-8.3%	-6
	Non-Family Abuse Protective Order	AP	21	▲	+23.5%	+4
	Motion - Protective Order	MP	16	▼	-15.8%	-3
	Remand Support	RS	3	↔		-
	Restricted License for Non-Support	SL	1	↔		-
	Total			1,356	▼	-3.1%
Juvenile	Custody Visitation	CV	976	▲	+4.3%	+40
	Misdemeanor	DM	103	▼	-29.0%	-42
	Permanency Planning	PH	49	▲	+16.7%	+7
	Abuse and Neglect	AN	45	▼	-13.5%	-7
	Foster Care Review	FC	39	▼	-4.9%	-2
	Truancy	TR	38	▼	-9.5%	-4
	Terminate Parental Rights	TP	35	▲	+52.2%	+12
	Initial Foster Care	IF	33	▼	-19.5%	-8
	Traffic	T	26	▼	-42.2%	-19
	Child at Risk	RI	24	▼	-27.3%	-9
	Non-Family Abuse Protective Order	AP	22	▲	+175.0%	+14
	Entrustment	ET	19	▲	+90.0%	+9
	Felony	DF	16	▼	-30.4%	-7
	Relief of Custody	CR	13	▲	+160.0%	+8
	Status	ST	11	▼	-78.4%	-40
	Other	OT	8	▲	+700.0%	+7
	Show Cause	SC	5	▲	-28.6%	-2
	Voluntary Continuing Services and Support Agree	VA	5	▼	-16.7%	-1
	Child In Need of Services	CS	4	▲	-	+4
	Capias	CA	3	▲	+200.0%	+2
	Family Abuse - Protective Order	FP	1	▲	-	+1
	Motion - Protective Order	MP	1	▲	-	+1
	Paternity	PT	1	▲	-	+1
	Remand Visitation	RV	1	▲	-	+1
	Civil Violation	CI	0	▼	-100.0%	-1
	Emancipation	EP	0	▼	-100.0%	-2
	Total			1,478	▼	-2.4%
GRAND TOTAL			2,834	▼	-2.8%	-81

Dispositions by Major Case Category**

Category	Summary	Change	% Change	Absolute Change
Adult Criminal	623	▼	-16.3%	-121
Child Dependency	262	▲	+3.6%	+9
Child in Need of Services/Supervision	43	▲	+2.4%	+1
Custody and Visitation	977	▲	+4.4%	+41
Delinquency	126	▲	-28.4%	-50

* Compared to same time period as previous year
 10/15/2024 1:36:19PM

** Case Type Categories are defined in the 2017 Virginia Judicial Workload Assessment
 Source: SCV-SQL-Information

CPSS - JCMS CASELOAD STATISTICS OF THE JUVENILE & DOMESTIC RELATIONS DISTRICT COURTS
 January 2024 thru September 2024 Dispositions (Compared to January 2023 thru September 2023)

Juvenile Miscellaneous	11	▼	-79.2%	-42
New to Workload Study	0	▼	-100.0%	-1
Other	342	▲	+5.9%	+19
Protective Orders	196	▲	+58.1%	+72
Support	228	▲	+4.6%	+10
Traffic	26	▼	-42.2%	-19
GRAND TOTAL	2,834	▼	-2.8%	-81

2024 Overall GRAND TOTAL		Distribution of Caseload			Change*		Percentage (%) of Caseload		
14,917	+1,456 10.8%	Adult	7,853	53%	9.8% ▲	+703	Adult	53.1%	52.6%
2024		Juvenile	7,064	47%	11.9% ▲	+753	Juvenile	46.9%	47.4%
2023		GRAND TOTAL	14,917	100%	10.8% ▲	+1,456	GRAND TOTAL	100%	100%

Dispositions by Division & Code

Division	Case Type Description	Code	Summary	Change	% Change	Absolute Change
Adult	Misdemeanor	CM	2,134	▲	+17.3%	+314
	Other	OT	1,361	▼	-6.9%	-101
	Civil Support	VS	1,233	▲	+15.7%	+167
	Show Cause	SC	998	▲	+3.7%	+36
	Felony	CF	751	▲	+29.7%	+172
	Capias	CA	673	▲	+14.5%	+85
	Family Abuse - Protective Order	FP	531	▲	+4.7%	+24
	Remand Support	RS	48	▼	-5.9%	-3
	Non-Family Abuse Protective Order	AP	40	▲	+66.7%	+16
	Motion - Protective Order	MP	33	▼	-31.3%	-15
	Violation of Protective Order	PV	28	▼	-3.4%	-1
	Protective Order	PC	16	▲	+128.6%	+9
	Restricted License for Non-Support	SL	5	▲	+66.7%	+2
	Bond Forfeiture	BF	1	▼	-50.0%	-1
	Criminal Support	CS	1	↔		-
Violation Family Abuse Protective Order	PS	0	▼	-100.0%	-1	
	Total		7,853	▲	9.8%	+703
Juvenile	Custody Visitation	CV	3,633	▲	+2.0%	+71
	Misdemeanor	DM	1,273	▲	+45.7%	+399
	Traffic	T	764	▲	+21.1%	+133
	Felony	DF	433	▲	+30.0%	+100
	Truancy	TR	115	▲	+53.3%	+40
	Abuse and Neglect	AN	109	▲	+22.5%	+20
	Motion - Protective Order	MP	108	▼	-22.3%	-31
	Status	ST	98	▲	+63.3%	+38
	Remand Custody	RC	78	▼	-10.3%	-9
	Remand Visitation	RV	72	▼	-16.3%	-14
	Permanency Planning	PH	69	▲	+13.1%	+8
	Non-Family Abuse Protective Order	AP	68	▲	+183.3%	+44
	Paternity	PT	61	▼	-19.7%	-15
	Child In Need of Services	CS	47	▲	+27.0%	+10
	Foster Care Review	FC	43	▼	-14.0%	-7
	Initial Foster Care	IF	27	▼	-15.6%	-5
	Terminate Parental Rights	TP	25	▼	-43.2%	-19
	Voluntary Continuing Services and Support Agree	VA	11	▼	-8.3%	-1
	Other	OT	6	▲	-40.0%	-4
	Family Abuse - Protective Order	FP	4	▲	+100.0%	+2
	Show Cause	SC	4	▲	-	+4
	Mental Commitment	MC	3	▼	-62.5%	-5
	Temporary Detention Order	TD	3	▼	-62.5%	-5
	Emancipation	EP	2	▲	+100.0%	+1
	Relief of Custody	CR	2	▲	+100.0%	+1
	Violation Family Abuse Protective Order	PS	2	▲	-	+2
	Capias	CA	1	↔		-
	Child at Risk	RI	1	▼	-80.0%	-4
	Civil Violation	CI	1	↔		-
	Juvenile Support	JS	1	▲	-	+1
	Qualified Residential Treatment	QR	0	▼	-100.0%	-2
		Total		7,064	▲	11.9%
	GRAND TOTAL		14,917	▲	10.8%	+1,456

* Compared to same time period as previous year
 10/15/2024 1:36:19PM

** Case Type Categories are defined in the 2017 Virginia Judicial Workload Assessment
 Source: SCV-SQL-Information

Dispositions by Major Case Category**

Category	Summary	Change	% Change	Absolute Change
Adult Criminal	4,259	▲	+15.5%	+571
Child Dependency	287	▼	-3.0%	-9
Child in Need of Services/Supervision	166	▲	+48.2%	+54
Custody and Visitation	3,694	▼	+1.5%	+56
Delinquency	1,709	▲	+41.5%	+501
Juvenile Miscellaneous	101	▲	+65.6%	+40
New to Workload Study	1	↔		0
Other	1,570	▼	-8.3%	-142
Protective Orders	784	▲	+5.4%	+40
Support	1,582	▲	+15.5%	+212
Traffic	764	▲	+21.1%	+133
GRAND TOTAL	14,917	▲	10.8%	+1,456

* Compared to same time period as previous year
 10/15/2024 1:36:19PM

** Case Type Categories are defined in the 2017 Virginia Judicial Workload Assessment
 Source: SCV-SQL-Information

2024 Overall GRAND TOTAL		Distribution of Caseload		Change*		Percentage (%) of Caseload		
1,137	-1 -0.1%	Adult	523 46%	-14.0% ▼	-85	Adult	53.4%	46.0%
2024		Juvenile	614 54%	15.8% ▲	+84	Juvenile	46.6%	54.0%
2023		GRAND TOTAL	1,137 100%	-0.1% ▼	-1	GRAND TOTAL	100%	100%

Dispositions by Division & Code

Division	Case Type Description	Code	Summary	Change	% Change	Absolute Change	
Adult	Misdemeanor	CM	140	▼	-8.5%	-13	
	Other	OT	108	▼	-4.4%	-5	
	Show Cause	SC	89	▼	-23.3%	-27	
	Civil Support	VS	83	▼	-19.4%	-20	
	Family Abuse - Protective Order	FP	39	↔		-	
	Capias	CA	29	▼	-31.0%	-13	
	Felony	CF	29	▲	+3.6%	+1	
	Non-Family Abuse Protective Order	AP	3	▼	-75.0%	-9	
	Remand Support	RS	3	▲	-	+3	
	Motion - Protective Order	MP	0	▼	-100.0%	-2	
	Total			523	▼	-14.0%	-85
Juvenile	Custody Visitation	CV	364	▲	+15.9%	+50	
	Misdemeanor	DM	66	▲	+32.0%	+16	
	Traffic	T	58	▲	+132.0%	+33	
	Felony	DF	14	▲	+40.0%	+4	
	Permanency Planning	PH	12	▲	+500.0%	+10	
	Abuse and Neglect	AN	11	▼	-38.9%	-7	
	Other	OT	11	▲	+266.7%	+8	
	Foster Care Review	FC	10	▲	+100.0%	+5	
	Terminate Parental Rights	TP	10	▲	+233.3%	+7	
	Truancy	TR	10	▲	+400.0%	+8	
	Remand Visitation	RV	8	▲	+100.0%	+4	
	Paternity	PT	7	▲	+40.0%	+2	
	Remand Custody	RC	7	▲	+75.0%	+3	
	Status	ST	7	▼	-85.4%	-41	
	Temporary Detention Order	TD	5	▼	-16.7%	-1	
	Initial Foster Care	IF	4	▼	-42.9%	-3	
	Emergency Custody Order	EC	2	▲	-	+2	
	Family Abuse - Protective Order	FP	2	▲	-	+2	
	Non-Family Abuse Protective Order	AP	2	▼	-60.0%	-3	
	Relief of Custody	CR	2	▼	-33.3%	-1	
	Show Cause	SC	1	▲	-75.0%	-3	
	Voluntary Continuing Services and Support Agreem	VA	1	↔		-	
	Child In Need of Services	CS	0	▼	-100.0%	-1	
	Emancipation	EP	0	▼	-100.0%	-1	
	Special Immigrant Juvenile Status	SI	0	▼	-100.0%	-9	
	Total			614	▲	15.8%	+84
	GRAND TOTAL			1,137	▼	-0.1%	-1

Dispositions by Major Case Category**

Category	Summary	Change	% Change	Absolute Change
Adult Criminal	255	▼	-14.4%	-43
Child Dependency	50	▲	+28.2%	+11
Child in Need of Services/Supervision	11	▲	+266.7%	+8
Custody and Visitation	371	▲	+16.3%	+52
Delinquency	80	▼	+25.0%	+16
Juvenile Miscellaneous	7	▼	-85.7%	-42
New to Workload Study	0	▼	-100.0%	-9

* Compared to same time period as previous year
 10/15/2024 1:36:19PM

** Case Type Categories are defined in the 2017 Virginia Judicial Workload Assessment
 Source: SCV-SQL-Information

CPSS - JCMS CASELOAD STATISTICS OF THE JUVENILE & DOMESTIC RELATIONS DISTRICT COURTS
 January 2024 thru September 2024 Dispositions (Compared to January 2023 thru September 2023)

Other	144	▲	+10.8%	+14
Protective Orders	46	▲	-20.7%	-12
Support	115	▼	-20.1%	-29
Traffic	58	▲	+132.0%	+33
GRAND TOTAL	1,137	▼	-0.1%	-1

2024 Overall GRAND TOTAL		Distribution of Caseload		Change*		Percentage (%) of Caseload		
584	+136 30.4%	Adult	264 45%	36.1% ▲	+70	Adult	43.3%	45.2%
2024		Juvenile	320 55%	26.0% ▲	+66	Juvenile	56.7%	54.8%
2023		GRAND TOTAL	584 100%	30.4% ▲	+136	GRAND TOTAL	100%	100%

Dispositions by Division & Code

Division	Case Type Description	Code	Summary	Change	% Change	Absolute Change
Adult	Misdemeanor	CM	80	▲	+56.9%	+29
	Other	OT	65	▲	+35.4%	+17
	Show Cause	SC	33	▲	+32.0%	+8
	Civil Support	VS	31	▼	-8.8%	-3
	Felony	CF	23	▲	+109.1%	+12
	Family Abuse - Protective Order	FP	19	▲	+72.7%	+8
	Capias	CA	9	▲	+12.5%	+1
	Motion - Protective Order	MP	2	▲	+100.0%	+1
	Non-Family Abuse Protective Order	AP	2	↔		-
	Remand Support	RS	0	▼	-100.0%	-3
	Total		264	▲	36.1%	+70
Juvenile	Custody Visitation	CV	153	▲	+70.0%	+63
	Misdemeanor	DM	81	▲	+55.8%	+29
	Traffic	T	38	▲	+8.6%	+3
	Abuse and Neglect	AN	16	▲	-	+16
	Felony	DF	15	▲	+15.4%	+2
	Truancy	TR	4	▼	-73.3%	-11
	Status	ST	3	▼	-75.0%	-9
	Child In Need of Services	CS	2	▲	+100.0%	+1
	Initial Foster Care	IF	2	↔		-
	Paternity	PT	2	▼	-60.0%	-3
	Foster Care Review	FC	1	▼	-88.9%	-8
	Mental Commitment	MC	1	▲	-	+1
	Special Immigrant Juvenile Status	SI	1	▲	-	+1
	Temporary Detention Order	TD	1	▼	-50.0%	-1
	Family Abuse - Protective Order	FP	0	▼	-100.0%	-2
	Other	OT	0	▼	-100.0%	-3
	Remand Custody	RC	0	▼	-100.0%	-6
	Remand Visitation	RV	0	▼	-100.0%	-6
Terminate Parental Rights	TP	0	▼	-100.0%	-1	
	Total		320	▲	26.0%	+66
GRAND TOTAL			584	▲	30.4%	+136

Dispositions by Major Case Category**

Category	Summary	Change	% Change	Absolute Change	
Adult Criminal	134	▲	+50.6%	+45	
Child Dependency	19	▲	+58.3%	+7	
Child in Need of Services/Supervision	6	▲	-62.5%	-10	
Custody and Visitation	155	▲	+63.2%	+60	
Delinquency	96	▲	+47.7%	+31	
Juvenile Miscellaneous	3	▼	-75.0%	-9	
New to Workload Study	1	▲	-	+1	
Other	67	▲	-1.5%	-1	
Protective Orders	23	▲	+43.8%	+7	
Support	42	▲	+5.0%	+2	
Traffic	38	▲	+8.6%	+3	
GRAND TOTAL		584	▲	30.4%	+136

* Compared to same time period as previous year
 10/15/2024 1:36:19PM

** Case Type Categories are defined in the 2017 Virginia Judicial Workload Assessment
 Source: SCV-SQL-Information

