

2025 Overall GRAND TOTAL		Distribution of Caseload			Change*		Percentage (%) of Caseload		
<div>180,336</div> <div>2025 <div></div></div> <div>2024 <div></div></div>	<div>-4,084</div> <div>-2.2%</div> <div>↓</div>	Adult	95,407	53%	2.3% ▲	+2,121	Adult	2024	2025
		Juvenile	84,929	47%	-6.8% ▼	-6,205	Juvenile	50.6%	52.9%
		GRAND TOTAL	180,336	100%	-2.2% ▼	-4,084	GRAND TOTAL	100%	100%

Filings by Division & Code

Division	Case Type Description	Code	Summary	Change	% Change	Absolute Change
Adult	Misdemeanor	CM	20,786	▼	-1.3%	-267
	Show Cause	SC	19,081	▲	+19.8%	+3,157
	Civil Support	VS	16,518	▼	-5.0%	-878
	Other	OT	15,612	▼	-3.8%	-617
	Felony	CF	7,311	▲	+4.7%	+326
	Family Abuse - Protective Order	FP	7,042	▲	+1.0%	+69
	Capias	CA	5,468	▲	+11.2%	+550
	Remand Support	RS	1,229	▼	-20.8%	-323
	Motion - Protective Order	MP	965	▼	-0.6%	-6
	Non-Family Abuse Protective Order	AP	595	▼	-2.5%	-15
	Violation of Protective Order	PV	484	▲	+15.0%	+63
	Protective Order	PC	127	▲	+42.7%	+38
	Restricted License for Non-Support	SL	116	▲	+65.7%	+46
	Violation Family Abuse Protective Order	PS	39	▲	+8.3%	+3
	Bond Forfeiture	BF	21	▼	-47.5%	-19
	Criminal Support	CS	7	▼	-30.0%	-3
	Emergency Custody Order	EC	4	▼	-33.3%	-2
	Mental Commitment	MC	1	↔		-
	Return of Desposit (Bondsman)	RD	1	↔		-
	Emergency Substantial Risk Order	SR	0	▼	-100.0%	-1
	Total		95,407	▲	2.3%	+2,121
Juvenile	Custody Visitation	CV	45,569	▼	-8.8%	-4,394
	Misdemeanor	DM	9,321	▼	-4.1%	-400
	Traffic	T	4,274	▼	-0.4%	-17
	Felony	DF	3,372	▲	+3.2%	+106
	Abuse and Neglect	AN	2,284	▲	+0.9%	+20
	Status	ST	1,988	▼	-16.3%	-386
	Permanency Planning	PH	1,930	▲	+6.2%	+112
	Remand Custody	RC	1,784	▼	-15.8%	-336
	Foster Care Review	FC	1,685	▼	-0.1%	-1
	Remand Visitation	RV	1,531	▼	-20.8%	-401
	Truancy	TR	1,501	▼	-3.2%	-50
	Paternity	PT	1,331	▼	-13.6%	-209
	Special Immigrant Juvenile Status	SI	970	▲	+57.7%	+355
	Initial Foster Care	IF	929	▲	+1.1%	+10
	Terminate Parental Rights	TP	914	▲	+2.8%	+25
	Motion - Protective Order	MP	763	▼	-8.4%	-70
	Show Cause	SC	750	▲	+6.7%	+47
	Non-Family Abuse Protective Order	AP	626	▼	-27.6%	-239
	Temporary Detention Order	TD	609	▼	-5.7%	-37
	Child In Need of Services	CS	490	▼	-25.3%	-166
	Mental Commitment	MC	433	▲	+6.1%	+25
	Civil Violation	CI	429	▼	-0.9%	-4
	Voluntary Continuing Services and Support Agreem	VA	297	▲	+10.0%	+27
	Emergency Custody Order	EC	245	▼	-18.9%	-57
	Entrustment	ET	213	▲	+24.6%	+42
	Other	OT	207	▼	-31.9%	-97
	Relief of Custody	CR	151	▼	-15.6%	-28
	Capias	CA	105	▼	-28.1%	-41
	Child at Risk	RI	104	▼	-20.6%	-27
	Family Abuse - Protective Order	FP	86	▼	-4.4%	-4

			Summary	Change	% Change	Absolute Change
Juvenile	Emancipation	EP	15	▼	-34.8%	-8
	Protective Order	PC	7	▲	+250.0%	+5
	Violation Family Abuse Protective Order	PS	6	▲	+50.0%	+2
	Juvenile Support	JS	4	▼	-33.3%	-2
	Violation of Protective Order	PV	3	▲	+200.0%	+2
	Restoration of Parental Rights	RR	2	▼	-75.0%	-6
	Restricted Operators License	RL	1	▼	-50.0%	-1
	Qualified Residential Treatment	QR	0	▼	-100.0%	-2
	Total		84,929	▼	-6.8%	-6,205
GRAND TOTAL			180,336	▼	-2.2%	-4,084

Filings by Major Case Category**

Category	Summary	Change	% Change	Absolute Change
Adult Criminal	43,815	▲	+1.0%	+417
Child Dependency	8,507	▼	+2.1%	+178
Child in Need of Services/Supervision	2,068	▼	-9.7%	-222
Custody and Visitation	46,902	▼	-8.9%	-4,609
Delinquency	13,485	▲	-1.9%	-267
Juvenile Miscellaneous	2,006	▼	-16.6%	-398
New to Workload Study	1,399	▼	+33.4%	+350
Other	21,655	▼	-7.9%	-1,847
Protective Orders	10,077	▼	-2.6%	-265
Support	26,147	▲	+11.0%	+2,597
Traffic	4,275	▼	-0.4%	-18
GRAND TOTAL	180,336	▼	-2.2%	-4,084

2025 Overall GRAND TOTAL		Distribution of Caseload			Change*		Percentage (%) of Caseload			
<div>2025 <div></div></div> <div>2024 <div></div></div>	<div>5,753</div> <div>-702 -10.9%</div> <div>↓</div>	Adult	3,366	59%	-4.9%	▼	-172	Adult	54.8%	58.5%
		Juvenile	2,387	41%	-18.2%	▼	-530	Juvenile	45.2%	41.5%
		GRAND TOTAL	5,753	100%	-10.9%	▼	-702	GRAND TOTAL	100%	100%

Filings by Division & Code

Division	Case Type Description	Code	Summary	Change	% Change	Absolute Change
Adult	Misdemeanor	CM	802	▼	-1.4%	-11
	Show Cause	SC	656	▼	-5.1%	-35
	Civil Support	VS	508	▼	-16.0%	-97
	Other	OT	478	▼	-10.2%	-54
	Family Abuse - Protective Order	FP	222	▲	+4.7%	+10
	Felony	CF	202	▲	+12.2%	+22
	Remand Support	RS	191	▼	-14.0%	-31
	Capias	CA	186	▼	+18.5%	+29
	Non-Family Abuse Protective Order	AP	70	▼	-10.3%	-8
	Motion - Protective Order	MP	26	▼	-13.3%	-4
	Violation Family Abuse Protective Order	PS	21	▲	+75.0%	+9
	Violation of Protective Order	PV	3	▼	-25.0%	-1
	Restricted License for Non-Support	SL	1	▼	-50.0%	-1
Total			3,366	▼	-4.9%	-172
Juvenile	Custody Visitation	CV	1,564	▼	-20.8%	-410
	Misdemeanor	DM	185	▲	+6.9%	+12
	Remand Custody	RC	167	▼	-3.5%	-6
	Felony	DF	99	▼	-10.8%	-12
	Remand Visitation	RV	73	▼	-28.4%	-29
	Traffic	T	48	▼	-17.2%	-10
	Non-Family Abuse Protective Order	AP	45	▼	-16.7%	-9
	Paternity	PT	33	▼	-21.4%	-9
	Truancy	TR	32	▼	-46.7%	-28
	Abuse and Neglect	AN	29	▲	+81.3%	+13
	Foster Care Review	FC	17	▲	+13.3%	+2
	Show Cause	SC	12	▼	-33.3%	-6
	Child In Need of Services	CS	11	▲	+57.1%	+4
	Other	OT	9	▼	-71.0%	-22
	Relief of Custody	CR	8	▼	-11.1%	-1
	Motion - Protective Order	MP	7	↔		-
	Special Immigrant Juvenile Status	SI	7	▲	+75.0%	+3
	Terminate Parental Rights	TP	7	▲	+250.0%	+5
	Initial Foster Care	IF	6	▲	+50.0%	+2
	Permanency Planning	PH	6	▼	-57.1%	-8
	Emergency Custody Order	EC	4	▼	-50.0%	-4
	Status	ST	4	▼	-60.0%	-6
	Violation Family Abuse Protective Order	PS	4	▲	+300.0%	+3
	Civil Violation	CI	3	▲	+50.0%	+1
	Temporary Detention Order	TD	3	▼	-62.5%	-5
	Voluntary Continuing Services and Support Agreen	VA	2	▼	-33.3%	-1
	Emancipation	EP	1	▲	-	+1
	Mental Commitment	MC	1	▼	-88.9%	-8
	Entrustment	ET	0	▼	-100.0%	-2
Total			2,387	▼	-18.2%	-530
GRAND TOTAL			5,753	▼	-10.9%	-702

Filings by Major Case Category**

Category	Summary	Change	% Change	Absolute Change
Adult Criminal	1,685	▲	+1.1%	+18
Child Dependency	75	▲	+15.4%	+10
Child in Need of Services/Supervision	43	▼	-36.8%	-25
Custody and Visitation	1,597	▼	-20.8%	-419
Delinquency	300	▲	-0.7%	-2
Juvenile Miscellaneous	5	▲	-50.0%	-5
New to Workload Study	10	▲	+66.7%	+4
Other	926	▼	-14.7%	-159
Protective Orders	370	▼	-2.9%	-11
Support	694	▼	-12.9%	-103
Traffic	48	▼	-17.2%	-10
GRAND TOTAL	5,753	▼	-10.9%	-702

2025 Overall GRAND TOTAL		Distribution of Caseload			Change*		Percentage (%) of Caseload			
<div>2025 <div></div></div> <div>2024 <div></div></div>	<div>9,580</div> <div>-2,538 -20.9%</div> <div>↓</div>	Adult	5,067	53%	-13.4%	▼	-783	Adult	2024 48.3%	2025 52.9%
		Juvenile	4,513	47%	-28.0%	▼	-1,755	Juvenile	51.7%	47.1%
		GRAND TOTAL	9,580	100%	-20.9%	▼	-2,538	GRAND TOTAL	100%	100%

Filings by Division & Code

Division	Case Type Description	Code	Summary	Change	% Change	Absolute Change
Adult	Show Cause	SC	1,041	▲	-3.1%	-33
	Civil Support	VS	986	▼	-16.1%	-189
	Misdemeanor	CM	973	▼	-14.0%	-158
	Other	OT	915	▲	-0.3%	-3
	Family Abuse - Protective Order	FP	387	▲	+3.5%	+13
	Capias	CA	252	▼	+5.0%	+12
	Remand Support	RS	212	▼	-57.6%	-288
	Felony	CF	186	▼	-43.8%	-145
	Motion - Protective Order	MP	48	▼	-20.0%	-12
	Non-Family Abuse Protective Order	AP	32	▲	+45.5%	+10
	Violation of Protective Order	PV	29	▲	+107.1%	+15
	Restricted License for Non-Support	SL	4	▲	+33.3%	+1
	Bond Forfeiture	BF	1	▼	-83.3%	-5
	Violation Family Abuse Protective Order	PS	1	▲	-	+1
	Mental Commitment	MC	0	▼	-100.0%	-1
	Return of Desposit (Bondsman)	RD	0	▼	-100.0%	-1
Total			5,067	▼	-13.4%	-783
Juvenile	Custody Visitation	CV	2,320	▼	-27.6%	-884
	Misdemeanor	DM	517	▲	+22.5%	+95
	Remand Visitation	RV	294	▼	-58.1%	-408
	Remand Custody	RC	287	▼	-59.9%	-429
	Traffic	T	225	▼	-7.0%	-17
	Abuse and Neglect	AN	149	▲	+4.9%	+7
	Motion - Protective Order	MP	147	▼	-9.3%	-15
	Felony	DF	114	▼	-14.3%	-19
	Permanency Planning	PH	69	▲	+3.0%	+2
	Foster Care Review	FC	65	▼	-11.0%	-8
	Non-Family Abuse Protective Order	AP	50	▼	-10.7%	-6
	Status	ST	43	▼	-6.5%	-3
	Initial Foster Care	IF	42	▲	+82.6%	+19
	Paternity	PT	42	▼	-56.7%	-55
	Show Cause	SC	36	▼	-20.0%	-9
	Truancy	TR	19	▼	-48.6%	-18
	Terminate Parental Rights	TP	17	▼	-22.7%	-5
	Special Immigrant Juvenile Status	SI	15	▲	+150.0%	+9
	Voluntary Continuing Services and Support Agreem	VA	10	▲	+233.3%	+7
	Child In Need of Services	CS	9	▼	-47.1%	-8
	Family Abuse - Protective Order	FP	8	▲	+33.3%	+2
	Other	OT	8	▼	-42.9%	-6
	Relief of Custody	CR	8	▲	+60.0%	+3
	Mental Commitment	MC	7	▲	-	+7
	Capias	CA	5	▲	+25.0%	+1
	Emancipation	EP	3	▼	-25.0%	-1
	Civil Violation	CI	2	▼	-88.2%	-15
	Child at Risk	RI	1	▲	-	+1
	Temporary Detention Order	TD	1	↔	-	-
	Entrustment	ET	0	▼	-100.0%	-2
Total			4,513	▼	-28.0%	-1,755
GRAND TOTAL			9,580	▼	-20.9%	-2,538

Filings by Major Case Category**

Category	Summary	Change	% Change	Absolute Change
Adult Criminal	2,124	▲	-16.0%	-404
Child Dependency	361	▲	+7.1%	+24
Child in Need of Services/Supervision	37	▼	-43.9%	-29
Custody and Visitation	2,362	▼	-28.4%	-939
Delinquency	663	▲	+12.0%	+71
Juvenile Miscellaneous	46	▼	-8.0%	-4
New to Workload Study	17	▲	-26.1%	-6
Other	1,724	▲	-39.6%	-1,129
Protective Orders	672	▲	-1.2%	-8
Support	1,349	▼	-6.7%	-97
Traffic	225	▼	-7.0%	-17
GRAND TOTAL	9,580	▼	-20.9%	-2,538

* Compared to same time period as previous year

** Case Type Categories are defined in the 2017 Virginia Judicial Workload Assessment

The data reported reflect the case management system. The case types reported may not necessitate judicial involvement.

7/16/2025 11:07:08AM

Source: SCV-SQL-Information

2025 Overall GRAND TOTAL		Distribution of Caseload			Change*		Percentage (%) of Caseload			
<div>2025 <div></div></div> <div>2024 <div></div></div>	<div>3,715</div> <div>-248</div> <div>-6.3%</div> <div></div>	Adult	2,334	63%	-2.9%	▼	-70	Adult	2024 60.7%	2025 62.8%
		Juvenile	1,381	37%	-11.4%	▼	-178	Juvenile	39.3%	37.2%
		GRAND TOTAL	3,715	100%	-6.3%	▼	-248	GRAND TOTAL	100%	100%

Filings by Division & Code

Division	Case Type Description	Code	Summary	Change	% Change	Absolute Change
Adult	Misdemeanor	CM	535	▲	+0.4%	+2
	Show Cause	SC	498	▼	-5.9%	-31
	Other	OT	425	▲	+2.9%	+12
	Civil Support	VS	378	▼	-13.7%	-60
	Capias	CA	168	▲	+18.3%	+26
	Family Abuse - Protective Order	FP	137	▼	-9.3%	-14
	Felony	CF	132	▲	+34.7%	+34
	Motion - Protective Order	MP	20	▼	-4.8%	-1
	Remand Support	RS	20	▼	-48.7%	-19
	Non-Family Abuse Protective Order	AP	16	▼	-52.9%	-18
	Violation of Protective Order	PV	3	▲	+50.0%	+1
	Criminal Support	CS	1	▲	-	+1
	Restricted License for Non-Support	SL	1	▼	-66.7%	-2
	Bond Forfeiture	BF	0	▼	-100.0%	-1
	Total		2,334	▼	-2.9%	-70
Juvenile	Custody Visitation	CV	956	▼	-13.3%	-147
	Misdemeanor	DM	128	▼	-0.8%	-1
	Felony	DF	68	▲	+78.9%	+30
	Paternity	PT	51	▼	-8.9%	-5
	Remand Custody	RC	29	▼	-40.8%	-20
	Remand Visitation	RV	29	▼	-40.8%	-20
	Status	ST	19	▲	+18.8%	+3
	Abuse and Neglect	AN	15	▲	+200.0%	+10
	Non-Family Abuse Protective Order	AP	13	▼	-45.8%	-11
	Foster Care Review	FC	12	▲	+100.0%	+6
	Initial Foster Care	IF	12	▲	+300.0%	+9
	Traffic	T	12	▼	-29.4%	-5
	Permanency Planning	PH	7	▼	-30.0%	-3
	Emergency Custody Order	EC	5	▼	-28.6%	-2
	Family Abuse - Protective Order	FP	4	▼	-60.0%	-6
	Mental Commitment	MC	4	▲	+33.3%	+1
	Show Cause	SC	4	▼	-20.0%	-1
	Temporary Detention Order	TD	4	▲	+33.3%	+1
	Voluntary Continuing Services and Support Agreen	VA	3	▲	+50.0%	+1
	Special Immigrant Juvenile Status	SI	2	▲	-	+2
	Child In Need of Services	CS	1	▼	-75.0%	-3
	Civil Violation	CI	1	▼	-50.0%	-1
	Other	OT	1	▲	-	+1
	Truancy	TR	1	▲	-	+1
	Motion - Protective Order	MP	0	▼	-100.0%	-2
	Relief of Custody	CR	0	▼	-100.0%	-1
	Terminate Parental Rights	TP	0	▼	-100.0%	-15
	Total		1,381	▼	-11.4%	-178
GRAND TOTAL			3,715	▼	-6.3%	-248

Filings by Major Case Category**

Category	Summary	Change	% Change	Absolute Change
Adult Criminal	1,147	▼	+0.7%	+8
Child Dependency	49	▲	+16.7%	+7
Child in Need of Services/Supervision	2	▲	-50.0%	-2
Custody and Visitation	1,007	▼	-13.1%	-152
Delinquency	200	▲	+16.3%	+28
Juvenile Miscellaneous	19	▲	+18.8%	+3
New to Workload Study	3	▲	+50.0%	+1
Other	517	▲	-8.2%	-46
Protective Orders	190	▼	-21.5%	-52
Support	569	▲	-6.3%	-38
Traffic	12	▼	-29.4%	-5
GRAND TOTAL	3,715	▼	-6.3%	-248

2025 Overall GRAND TOTAL		Distribution of Caseload			Change*		Percentage (%) of Caseload		
<div>7,350</div> <div><div>2025</div><div>2024</div></div> <div>+338 4.8%</div> <div>↑</div>	Adult		4,554	62%	14.0% ▲	+561	Adult	2024	2025
	Juvenile		2,796	38%	-7.4% ▼	-223	Juvenile	56.9%	62.0%
	GRAND TOTAL		7,350	100%	4.8% ▲	+338	GRAND TOTAL	100%	100%

Filings by Division & Code

Division	Case Type Description	Code	Summary	Change	% Change	Absolute Change
Adult	Misdemeanor	CM	1,303	▲	+30.0%	+301
	Other	OT	1,096	▲	+22.6%	+202
	Show Cause	SC	665	▲	+23.6%	+127
	Civil Support	VS	655	▼	-11.2%	-83
	Capias	CA	264	▲	+8.6%	+21
	Family Abuse - Protective Order	FP	262	▼	-9.0%	-26
	Felony	CF	232	▲	+13.7%	+28
	Remand Support	RS	26	▲	+4.0%	+1
	Non-Family Abuse Protective Order	AP	18	▼	-21.7%	-5
	Motion - Protective Order	MP	15	▼	-28.6%	-6
	Violation of Protective Order	PV	14	▲	+250.0%	+10
	Protective Order	PC	4	▼	-66.7%	-8
	Violation Family Abuse Protective Order	PS	0	▼	-100.0%	-1
	Total		4,554	▲	14.0%	+561
Juvenile	Custody Visitation	CV	1,534	▼	-7.8%	-130
	Misdemeanor	DM	188	▼	-22.0%	-53
	Felony	DF	166	▲	+23.9%	+32
	Abuse and Neglect	AN	146	▼	-11.5%	-19
	Permanency Planning	PH	106	▲	+11.6%	+11
	Mental Commitment	MC	100	▲	+29.9%	+23
	Status	ST	76	▲	+18.8%	+12
	Initial Foster Care	IF	69	▲	+43.8%	+21
	Foster Care Review	FC	63	▼	-12.5%	-9
	Paternity	PT	43	▼	-20.4%	-11
	Other	OT	38	▼	-13.6%	-6
	Traffic	T	38	▼	-5.0%	-2
	Remand Custody	RC	33	▼	-17.5%	-7
	Remand Visitation	RV	32	▼	-20.0%	-8
	Temporary Detention Order	TD	30	▲	+150.0%	+18
	Show Cause	SC	26	▲	+4.0%	+1
	Child In Need of Services	CS	21	▼	-4.5%	-1
	Emergency Custody Order	EC	17	▼	-29.2%	-7
	Non-Family Abuse Protective Order	AP	15	▼	-81.0%	-64
	Terminate Parental Rights	TP	10	▼	-65.5%	-19
	Motion - Protective Order	MP	9	▼	-50.0%	-9
	Special Immigrant Juvenile Status	SI	9	▲	+800.0%	+8
	Relief of Custody	CR	8	▼	-57.9%	-11
	Truancy	TR	8	▲	+700.0%	+7
	Family Abuse - Protective Order	FP	5	▼	-28.6%	-2
	Voluntary Continuing Services and Support Agreen	VA	5	▲	+66.7%	+2
	Emancipation	EP	1	▲	-	+1
	Capias	CA	0	▼	-100.0%	-1
	Total		2,796	▼	-7.4%	-223
GRAND TOTAL			7,350	▲	4.8%	+338

Filings by Major Case Category**

Category	Summary	Change	% Change	Absolute Change
Adult Criminal	2,177	▲	+18.8%	+345
Child Dependency	407	▼	-5.6%	-24
Child in Need of Services/Supervision	37	▲	+2.8%	+1
Custody and Visitation	1,577	▼	-8.2%	-141
Delinquency	372	▼	-4.1%	-16
Juvenile Miscellaneous	77	▲	+20.3%	+13
New to Workload Study	9	▲	+800.0%	+8
Other	1,372	▲	+18.7%	+216
Protective Orders	324	▼	-25.7%	-112
Support	960	▲	+5.5%	+50
Traffic	38	▼	-5.0%	-2
GRAND TOTAL	7,350	▲	4.8%	+338

2025 Overall GRAND TOTAL		Distribution of Caseload			Change*		Percentage (%) of Caseload			
<div>2025 <div></div></div> <div>2024 <div></div></div>	<div>432</div> <div>-35</div> <div>-7.5%</div> <div></div>	Adult	236	55%	-6.7%	▼	-17	Adult	54.2%	54.6%
		Juvenile	196	45%	-8.4%	▼	-18	Juvenile	45.8%	45.4%
		GRAND TOTAL	432	100%	-7.5%	▼	-35	GRAND TOTAL	100%	100%

Filings by Division & Code

Division	Case Type Description	Code	Summary	Change	% Change	Absolute Change
Adult	Misdemeanor	CM	53	▼	-40.4%	-36
	Civil Support	VS	46	▲	+76.9%	+20
	Show Cause	SC	46	▲	+31.4%	+11
	Other	OT	33	▲	-41.1%	-23
	Felony	CF	28	▲	+16.7%	+4
	Capias	CA	17	▲	+88.9%	+8
	Family Abuse - Protective Order	FP	12	▲	+20.0%	+2
	Non-Family Abuse Protective Order	AP	1	▲	-	+1
	Motion - Protective Order	MP	0	▼	-100.0%	-1
	Remand Support	RS	0	▼	-100.0%	-3
	Total		236	▼	-6.7%	-17
Juvenile	Custody Visitation	CV	70	▼	-23.9%	-22
	Misdemeanor	DM	41	▲	+28.1%	+9
	Truancy	TR	20	▲	+17.6%	+3
	Felony	DF	15	▲	+275.0%	+11
	Terminate Parental Rights	TP	10	▲	+25.0%	+2
	Permanency Planning	PH	8	↔	-	-
	Status	ST	6	▼	-25.0%	-2
	Abuse and Neglect	AN	4	▼	-42.9%	-3
	Voluntary Continuing Services and Support Agreement	VA	4	▲	+300.0%	+3
	Emergency Custody Order	EC	3	▲	+50.0%	+1
	Non-Family Abuse Protective Order	AP	3	▼	-25.0%	-1
	Paternity	PT	3	▲	+50.0%	+1
	Temporary Detention Order	TD	3	▲	+50.0%	+1
	Foster Care Review	FC	2	▼	-71.4%	-5
	Traffic	T	2	▼	-60.0%	-3
	Civil Violation	CI	1	▼	-80.0%	-4
	Show Cause	SC	1	▲	-	-
	Initial Foster Care	IF	0	▼	-100.0%	-1
	Other	OT	0	▼	-100.0%	-1
	Relief of Custody	CR	0	▼	-100.0%	-1
	Remand Custody	RC	0	▼	-100.0%	-3
	Remand Visitation	RV	0	▼	-100.0%	-3
	Total		196	▼	-8.4%	-18
	GRAND TOTAL		432	▼	-7.5%	-35

Filings by Major Case Category**

Category	Summary	Change	% Change	Absolute Change
Adult Criminal	126	▲	-16.6%	-25
Child Dependency	28	▲	-15.2%	-5
Child in Need of Services/Supervision	20	▼	+11.1%	+2
Custody and Visitation	73	▲	-22.3%	-21
Delinquency	57	▲	+58.3%	+21
Juvenile Miscellaneous	6	▼	-25.0%	-2
New to Workload Study	1	▼	-80.0%	-4
Other	39	▲	-44.3%	-31

* Compared to same time period as previous year

** Case Type Categories are defined in the 2017 Virginia Judicial Workload Assessment

The data reported reflect the case management system. The case types reported may not necessitate judicial involvement.

7/16/2025 11:07:08AM

Source: SCV-SQL-Information

Protective Orders	16	▲	+6.7%	+1
Support	64	▲	+100.0%	+32
Traffic	2	▼	-60.0%	-3
<i>GRAND TOTAL</i>	432	▼	-7.5%	-35

2025 Overall GRAND TOTAL		Distribution of Caseload			Change*		Percentage (%) of Caseload			
<div>2025 <div></div></div> <div>2024 <div></div></div>	<div>808</div> <div>+84 11.6%</div> <div>↑</div>	Adult	419	52%	1.0%	▲	+4	Adult	2024 57.3%	2025 51.9%
		Juvenile	389	48%	25.9%	▲	+80	Juvenile	42.7%	48.1%
		GRAND TOTAL	808	100%	11.6%	▲	+84	GRAND TOTAL	100%	100%

Filings by Division & Code

Division	Case Type Description	Code	Summary	Change	% Change	Absolute Change
Adult	Misdemeanor	CM	98	▲	+19.5%	+16
	Show Cause	SC	86	▲	-1.1%	-1
	Civil Support	VS	83	↔		-
	Other	OT	49	▼	-12.5%	-7
	Family Abuse - Protective Order	FP	43	▲	+7.5%	+3
	Capias	CA	21	▼		-
	Felony	CF	20	▲	+11.1%	+2
	Motion - Protective Order	MP	5	▼	-54.5%	-6
	Remand Support	RS	5	▼	-58.3%	-7
	Non-Family Abuse Protective Order	AP	4	↔		-
	Violation of Protective Order	PV	2	▲	-	+2
	Protective Order	PC	1	▲	-	+1
	Restricted License for Non-Support	SL	1	▲	-	+1
	Violation Family Abuse Protective Order	PS	1	↔		-
Total			419	▲	1.0%	+4
Juvenile	Custody Visitation	CV	252	▲	+23.5%	+48
	Misdemeanor	DM	32	▲	+88.2%	+15
	Traffic	T	25	▲	+78.6%	+11
	Felony	DF	16	▲	+128.6%	+9
	Truancy	TR	11	▲	+10.0%	+1
	Remand Custody	RC	10	▼	-28.6%	-4
	Remand Visitation	RV	10	▼	-28.6%	-4
	Show Cause	SC	7	▲	-	+7
	Foster Care Review	FC	5	▲	+66.7%	+2
	Paternity	PT	5	▼	-16.7%	-1
	Abuse and Neglect	AN	3	▲	+50.0%	+1
	Capias	CA	2	▲	-	+2
	Initial Foster Care	IF	2	▲	+100.0%	+1
	Non-Family Abuse Protective Order	AP	2	▲	-	+2
	Permanency Planning	PH	2	↔		-
	Status	ST	2	↔		-
	Temporary Detention Order	TD	2	▼	-33.3%	-1
	Emergency Custody Order	EC	1	▼	-50.0%	-1
	Relief of Custody	CR	0	▼	-100.0%	-1
	Terminate Parental Rights	TP	0	▼	-100.0%	-4
	Voluntary Continuing Services and Support Agreem	VA	0	▼	-100.0%	-3
Total			389	▲	25.9%	+80
GRAND TOTAL			808	▲	11.6%	+84

Filings by Major Case Category**

Category	Summary	Change	% Change	Absolute Change
Adult Criminal	200	▲	+10.5%	+19
Child Dependency	12	▼	-25.0%	-4
Child in Need of Services/Supervision	11	▲	+10.0%	+1
Custody and Visitation	257	▲	+22.4%	+47
Delinquency	57	▲	+137.5%	+33
Juvenile Miscellaneous	2	↔		0

Other	77	▼	-23.8%	-24
Protective Orders	54	▲	-1.8%	-1
Support	113	▲	+1.8%	+2
Traffic	25	▲	+78.6%	+11
GRAND TOTAL		▲	11.6%	+84

2025 Overall GRAND TOTAL		Distribution of Caseload			Change*		Percentage (%) of Caseload			
<div>2025 <div></div></div> <div>2024 <div></div></div>	<div>386</div> <div>-2</div> <div>-0.5%</div> <div></div>	Adult	202	52%	-7.8%	▼	-17	Adult	56.4%	52.3%
		Juvenile	184	48%	8.9%	▲	+15	Juvenile	43.6%	47.7%
		GRAND TOTAL	386	100%	-0.5%	▼	-2	GRAND TOTAL	100%	100%

Filings by Division & Code

Division	Case Type Description	Code	Summary	Change	% Change	Absolute Change
Adult	Show Cause	SC	52	▲	+26.8%	+11
	Other	OT	36	▼	-7.7%	-3
	Misdemeanor	CM	31	▼	-6.1%	-2
	Civil Support	VS	25	▼	-37.5%	-15
	Family Abuse - Protective Order	FP	17	▼	-10.5%	-2
	Capias	CA	16	▲	+60.0%	+6
	Felony	CF	13	▼	-18.8%	-3
	Remand Support	RS	8	▼	-20.0%	-2
	Motion - Protective Order	MP	2	▼	-66.7%	-4
	Non-Family Abuse Protective Order	AP	2	▲	+100.0%	+1
	Violation of Protective Order	PV	0	▼	-100.0%	-4
	Total		202	▼	-7.8%	-17
Juvenile	Custody Visitation	CV	105	▲	+22.1%	+19
	Traffic	T	18	▲	+63.6%	+7
	Misdemeanor	DM	11	▼	-38.9%	-7
	Felony	DF	10	▲	+900.0%	+9
	Remand Custody	RC	9	▼	-47.1%	-8
	Remand Visitation	RV	9	▼	-47.1%	-8
	Truancy	TR	4	▲	-	+4
	Emergency Custody Order	EC	3	▲	+50.0%	+1
	Temporary Detention Order	TD	3	▼	-25.0%	-1
	Motion - Protective Order	MP	2	▲	-	+2
	Non-Family Abuse Protective Order	AP	2	▼	-33.3%	-1
	Voluntary Continuing Services and Support Agreem	VA	2	▲	-	+2
	Civil Violation	CI	1	▲	-	+1
	Foster Care Review	FC	1	▼	-50.0%	-1
	Paternity	PT	1	▼	-50.0%	-1
	Permanency Planning	PH	1	↔	-	-
	Show Cause	SC	1	↔	-	-
	Status	ST	1	↔	-	-
	Initial Foster Care	IF	0	▼	-100.0%	-1
	Other	OT	0	▼	-100.0%	-1
	Restoration of Parental Rights	RR	0	▼	-100.0%	-1
	Total		184	▲	8.9%	+15
	GRAND TOTAL		386	▼	-0.5%	-2

Filings by Major Case Category**

Category	Summary	Change	% Change	Absolute Change
Adult Criminal	96	▼	+1.1%	+1
Child Dependency	4	▲	-	0
Child in Need of Services/Supervision	4	▲	-	+4
Custody and Visitation	106	▼	+20.5%	+18
Delinquency	22	▲	+10.0%	+2
Juvenile Miscellaneous	1	↔	-	0
New to Workload Study	1	▲	-	+1
Other	68	▼	-25.3%	-23

Protective Orders	25	▲	-13.8%	-4	
Support	41	▲	-16.3%	-8	
Traffic	18	▲	+63.6%	+7	
GRAND TOTAL		386	▼	-0.5%	-2

2025 Overall GRAND TOTAL		Distribution of Caseload			Change*		Percentage (%) of Caseload		
<div>2025 <div></div></div> <div>2024 <div></div></div> <div>2,536</div> <div>+54 2.2%</div> <div>↑</div>	Adult		1,440	57%	-1.2%	▼	-17	Adult	2024 58.7%
	Juvenile		1,096	43%	6.9%	▲	+71	Juvenile	2025 56.8%
	GRAND TOTAL		2,536	100%	2.2%	▲	+54	GRAND TOTAL	43.2% 100%

Filings by Division & Code

Division	Case Type Description	Code	Summary	Change	% Change	Absolute Change
Adult	Show Cause	SC	312	▼	-11.9%	-42
	Civil Support	VS	294	▼	-16.7%	-59
	Misdemeanor	CM	262	▲	+4.8%	+12
	Other	OT	238	▲	+14.4%	+30
	Family Abuse - Protective Order	FP	113	▲	+4.6%	+5
	Capias	CA	75	▲	+78.6%	+33
	Felony	CF	73	▼	-11.0%	-9
	Remand Support	RS	53	▲	+29.3%	+12
	Motion - Protective Order	MP	9	▼	-35.7%	-5
	Non-Family Abuse Protective Order	AP	9	▲	+800.0%	+8
	Restricted License for Non-Support	SL	2	▲	+100.0%	+1
	Violation of Protective Order	PV	0	▼	-100.0%	-3
	Total		1,440	▼	-1.2%	-17
Juvenile	Custody Visitation	CV	623	▲	+4.7%	+28
	Misdemeanor	DM	90	▲	+7.1%	+6
	Felony	DF	76	▲	+261.9%	+55
	Remand Visitation	RV	70	▲	+27.3%	+15
	Remand Custody	RC	68	▲	+23.6%	+13
	Status	ST	38	▲	-15.6%	-7
	Traffic	T	23	▲	+4.5%	+1
	Temporary Detention Order	TD	18	▲	+20.0%	+3
	Permanency Planning	PH	17	▲	+88.9%	+8
	Paternity	PT	13	▼	-35.0%	-7
	Abuse and Neglect	AN	10	▲	+25.0%	+2
	Non-Family Abuse Protective Order	AP	10	▼	-54.5%	-12
	Emergency Custody Order	EC	8	▼	-61.9%	-13
	Foster Care Review	FC	7	▼	-50.0%	-7
	Show Cause	SC	7	▲	+75.0%	+3
	Initial Foster Care	IF	5	▼	-44.4%	-4
	Terminate Parental Rights	TP	4	↔		-
	Capias	CA	2	▼	-50.0%	-2
	Other	OT	2	▼	-75.0%	-6
	Voluntary Continuing Services and Support Agreem	VA	2	▲	-	+2
	Child at Risk	RI	1	▲	-	+1
	Mental Commitment	MC	1	▼	-50.0%	-1
	Relief of Custody	CR	1	▼	-75.0%	-3
	Child In Need of Services	CS	0	▼	-100.0%	-2
	Family Abuse - Protective Order	FP	0	▼	-100.0%	-2
	Total		1,096	▲	6.9%	+71
GRAND TOTAL			2,536	▲	2.2%	+54

Filings by Major Case Category**

Category	Summary	Change	% Change	Absolute Change
Adult Criminal	573	▼	-5.4%	-33
Child Dependency	47	▲	-2.1%	-1
Child in Need of Services/Supervision	0	▼	-100.0%	-3
Custody and Visitation	636	▼	+3.4%	+21

Delinquency	175	▲	+56.3%	+63
Juvenile Miscellaneous	38	▲	-15.6%	-7
Other	458	▼	+13.1%	+53
Protective Orders	141	▲	-4.1%	-6
Support	445	▲	-7.1%	-34
Traffic	23	▲	+4.5%	+1
GRAND TOTAL	2,536	▲	2.2%	+54

2025 Overall GRAND TOTAL		Distribution of Caseload			Change*		Percentage (%) of Caseload			
<div>2025 <div></div></div> <div>2024 <div></div></div>	<div>464</div> <div>+116</div> <div>33.3%</div> <div>↑</div>	Adult	257	55%	43.6%	▲	+78	Adult	2024 51.4%	2025 55.4%
		Juvenile	207	45%	22.5%	▲	+38	Juvenile	48.6%	44.6%
		GRAND TOTAL	464	100%	33.3%	▲	+116	GRAND TOTAL	100%	100%

Filings by Division & Code

Division	Case Type Description	Code	Summary	Change	% Change	Absolute Change
Adult	Show Cause	SC	57	▲	+128.0%	+32
	Other	OT	48	▼	+20.0%	+8
	Civil Support	VS	46	▲	+43.8%	+14
	Misdemeanor	CM	43	▲	+16.2%	+6
	Capias	CA	26	▲	+73.3%	+11
	Family Abuse - Protective Order	FP	17	▲	+30.8%	+4
	Felony	CF	15	▲	+50.0%	+5
	Non-Family Abuse Protective Order	AP	3	▼	-25.0%	-1
	Motion - Protective Order	MP	1	↔		-
	Remand Support	RS	1	▲	-	+1
	Emergency Substantial Risk Order	SR	0	▼	-100.0%	-1
	Violation of Protective Order	PV	0	▼	-100.0%	-1
	Total		257	▲	43.6%	+78
Juvenile	Custody Visitation	CV	98	▲	+7.7%	+7
	Misdemeanor	DM	33	▲	+153.8%	+20
	Traffic	T	28	▲	+75.0%	+12
	Abuse and Neglect	AN	20	▲	+5.3%	+1
	Felony	DF	12	▼	-7.7%	-1
	Non-Family Abuse Protective Order	AP	4	↔		-
	Emergency Custody Order	EC	2	▲	+100.0%	+1
	Foster Care Review	FC	2	▲	+100.0%	+1
	Terminate Parental Rights	TP	2	▲	-	+2
	Capias	CA	1	▲	-	+1
	Child In Need of Services	CS	1	▲	-	+1
	Remand Custody	RC	1	▲	-	+1
	Remand Visitation	RV	1	▲	-	+1
	Show Cause	SC	1	▲	-	+1
	Truancy	TR	1	↔		-
	Civil Violation	CI	0	▼	-100.0%	-1
	Initial Foster Care	IF	0	▼	-100.0%	-2
	Paternity	PT	0	▼	-100.0%	-5
	Permanency Planning	PH	0	▼	-100.0%	-2
	Total		207	▲	22.5%	+38
	GRAND TOTAL		464	▲	33.3%	+116

Filings by Major Case Category**

Category	Summary	Change	% Change	Absolute Change
Adult Criminal	87	▼	+11.5%	+9
Child Dependency	24	▲		0
Child in Need of Services/Supervision	2	▲	+100.0%	+1
Custody and Visitation	98	▼	+2.1%	+2
Delinquency	47	▲	+80.8%	+21
New to Workload Study	0	▼	-100.0%	-2
Other	53	▲	+29.3%	+12
Protective Orders	25	▲	+13.6%	+3
Support	100	▲	+138.1%	+58

Traffic	28	▲	+75.0%	+12
GRAND TOTAL	464	▲	33.3%	+116

2025 Overall GRAND TOTAL		Distribution of Caseload			Change*		Percentage (%) of Caseload			
<div>2025 <div></div></div> <div>2024 <div></div></div> <div>365</div> <div>+115</div> <div>46.0%</div> <div>↑</div>	Adult		216	59%	60.0%	▲	+81	Adult	2024	2025
	Juvenile		149	41%	29.6%	▲	+34	Juvenile	46.0%	40.8%
	GRAND TOTAL		365	100%	46.0%	▲	+115	GRAND TOTAL	100%	100%

Filings by Division & Code

Division	Case Type Description	Code	Summary	Change	% Change	Absolute Change
Adult	Misdemeanor	CM	72	▲	+89.5%	+34
	Show Cause	SC	38	▲	+72.7%	+16
	Felony	CF	31	▲	+210.0%	+21
	Civil Support	VS	26	▲	+44.4%	+8
	Other	OT	24	▲	+14.3%	+3
	Capias	CA	14	▲	+75.0%	+6
	Family Abuse - Protective Order	FP	11	↔		-
	Motion - Protective Order	MP	0	▼	-100.0%	-2
	Non-Family Abuse Protective Order	AP	0	▼	-100.0%	-5
	Total		216	▲	60.0%	+81
Juvenile	Custody Visitation	CV	62	▲	+26.5%	+13
	Misdemeanor	DM	33	▲	+57.1%	+12
	Felony	DF	16	▲	+128.6%	+9
	Foster Care Review	FC	7	▲	+600.0%	+6
	Abuse and Neglect	AN	6	↔		-
	Family Abuse - Protective Order	FP	4	▲	-	+4
	Permanency Planning	PH	3	▼	-50.0%	-3
	Show Cause	SC	3	▲	-	+3
	Child In Need of Services	CS	2	↔		-
	Paternity	PT	2	▼	-33.3%	-1
	Status	ST	2	▼	-66.7%	-4
	Traffic	T	2	▼	-60.0%	-3
	Voluntary Continuing Services and Support Agreem	VA	2	▲	+100.0%	+1
	Capias	CA	1	↔		-
	Emergency Custody Order	EC	1	▲	-	+1
	Initial Foster Care	IF	1	▼	-50.0%	-1
	Temporary Detention Order	TD	1	▲	-	+1
	Truancy	TR	1	▲	-	+1
	Civil Violation	CI	0	▼	-100.0%	-1
	Remand Custody	RC	0	▼	-100.0%	-1
	Terminate Parental Rights	TP	0	▼	-100.0%	-3
	Total		149	▲	29.6%	+34
GRAND TOTAL			365	▲	46.0%	+115

Filings by Major Case Category**

Category	Summary	Change	% Change	Absolute Change
Adult Criminal	134	▲	+91.4%	+64
Child Dependency	19	▲		0
Child in Need of Services/Supervision	4	▲	+100.0%	+2
Custody and Visitation	64	▼	+23.1%	+12
Delinquency	52	▲	+79.3%	+23
Juvenile Miscellaneous	2	▼	-66.7%	-4
New to Workload Study	0	▼	-100.0%	-1
Other	26	▲	+18.2%	+4
Protective Orders	15	▲	-16.7%	-3
Support	47	▲	+80.8%	+21

Traffic		2	▼	-60.0%	-3
	<i>GRAND TOTAL</i>	365	▲	46.0%	+115

2025 Overall GRAND TOTAL		Distribution of Caseload			Change*		Percentage (%) of Caseload			
<div>2025 <div></div></div> <div>2024 <div></div></div>	<div>245</div> <div>+16</div> <div>7.0%</div> <div>↑</div>	Adult	126	51%	8.6%	▲	+10	Adult	2024 50.7%	2025 51.4%
		Juvenile	119	49%	5.3%	▲	+6	Juvenile	49.3%	48.6%
		GRAND TOTAL	245	100%	7.0%	▲	+16	GRAND TOTAL	100%	100%

Filings by Division & Code

Division	Case Type Description	Code	Summary	Change	% Change	Absolute Change
Adult	Show Cause	SC	32	▲	+77.8%	+14
	Civil Support	VS	29	▲	+107.1%	+15
	Other	OT	28	▼	-15.2%	-5
	Misdemeanor	CM	17	▼	-32.0%	-8
	Family Abuse - Protective Order	FP	7	▲	+16.7%	+1
	Felony	CF	7	▼	-56.3%	-9
	Capias	CA	6	▲	+100.0%	+3
	Restricted License for Non-Support	SL	0	▼	-100.0%	-1
	Total		126	▲	8.6%	+10
Juvenile	Custody Visitation	CV	47	▲	+4.4%	+2
	Misdemeanor	DM	20	▼	-25.9%	-7
	Traffic	T	9	▼	-10.0%	-1
	Felony	DF	7	▲	+16.7%	+1
	Foster Care Review	FC	7	▼	-12.5%	-1
	Temporary Detention Order	TD	7	▲	+250.0%	+5
	Show Cause	SC	5	▲	+400.0%	+4
	Child at Risk	RI	4	▲	-	+4
	Non-Family Abuse Protective Order	AP	4	▲	+100.0%	+2
	Emergency Custody Order	EC	3	↔	-	-
	Truancy	TR	3	▲	-	+3
	Child In Need of Services	CS	2	▲	+100.0%	+1
	Paternity	PT	1	↔	-	-
	Permanency Planning	PH	0	▼	-100.0%	-1
	Remand Visitation	RV	0	▼	-100.0%	-1
	Special Immigrant Juvenile Status	SI	0	▼	-100.0%	-1
	Status	ST	0	▼	-100.0%	-4
	Total		119	▲	5.3%	+6
GRAND TOTAL			245	▲	7.0%	+16

Filings by Major Case Category**

Category	Summary	Change	% Change	Absolute Change
Adult Criminal	44	▲	-21.4%	-12
Child Dependency	11	▲	+22.2%	+2
Child in Need of Services/Supervision	9	▲	+800.0%	+8
Custody and Visitation	48	▲	+4.3%	+2
Delinquency	28	▼	-17.6%	-6
Juvenile Miscellaneous	0	▼	-100.0%	-4
New to Workload Study	0	▼	-100.0%	-1
Other	38	▲	-2.6%	-1
Protective Orders	11	▲	+37.5%	+3
Support	47	▲	+123.8%	+26
Traffic	9	▼	-10.0%	-1
GRAND TOTAL	245	▲	7.0%	+16

2025 Overall GRAND TOTAL		Distribution of Caseload			Change*		Percentage (%) of Caseload			
<div>2025 <div></div></div> <div>2024 <div></div></div> <div>933</div> <div>+16 1.7%</div> <div>↑</div>			Adult	495	53%	-0.2% ▼	-1	Adult	2024 54.1%	2025 53.1%
			Juvenile	438	47%	4.0% ▲	+17	Juvenile	45.9%	46.9%
			GRAND TOTAL	933	100%	1.7% ▲	+16	GRAND TOTAL	100%	100%

Filings by Division & Code

Division	Case Type Description	Code	Summary	Change	% Change	Absolute Change
Adult	Misdemeanor	CM	110	▲	+12.2%	+12
	Show Cause	SC	91	▲	+16.7%	+13
	Civil Support	VS	84	▼	-18.4%	-19
	Other	OT	75	▲	+11.9%	+8
	Family Abuse - Protective Order	FP	44	▼	-26.7%	-16
	Felony	CF	42	▲	+13.5%	+5
	Capias	CA	37	▲		-
	Motion - Protective Order	MP	5	▼	-37.5%	-3
	Violation of Protective Order	PV	3	▼	-25.0%	-1
	Non-Family Abuse Protective Order	AP	2	▲	+100.0%	+1
	Restricted License for Non-Support	SL	1	▲	-	+1
	Violation Family Abuse Protective Order	PS	1	▼	-50.0%	-1
	Bond Forfeiture	BF	0	▼	-100.0%	-1
Total			495	▼	-0.2%	-1
Juvenile	Custody Visitation	CV	252	↔		-
	Misdemeanor	DM	54	▲	+50.0%	+18
	Felony	DF	26	▲	+136.4%	+15
	Foster Care Review	FC	24	▲	+20.0%	+4
	Show Cause	SC	16	▲	+128.6%	+9
	Truancy	TR	14	▲	+180.0%	+9
	Abuse and Neglect	AN	13	▲	+8.3%	+1
	Traffic	T	11	▼	-31.3%	-5
	Paternity	PT	5	▲	+66.7%	+2
	Emergency Custody Order	EC	4	▼	-42.9%	-3
	Permanency Planning	PH	4	▼	-42.9%	-3
	Initial Foster Care	IF	3	▼	-66.7%	-6
	Non-Family Abuse Protective Order	AP	3	▼	-66.7%	-6
	Special Immigrant Juvenile Status	SI	2	▲	-	+2
	Child In Need of Services	CS	1	▲	-	+1
	Mental Commitment	MC	1	▼	-66.7%	-2
	Other	OT	1	▲	-	+1
	Relief of Custody	CR	1	↔		-
	Status	ST	1	▼	-80.0%	-4
	Temporary Detention Order	TD	1	▼	-83.3%	-5
	Voluntary Continuing Services and Support Agreem	VA	1	↔		-
	Capias	CA	0	▼	-100.0%	-2
	Civil Violation	CI	0	▼	-100.0%	-1
	Remand Custody	RC	0	▼	-100.0%	-2
	Remand Visitation	RV	0	▼	-100.0%	-2
	Terminate Parental Rights	TP	0	▼	-100.0%	-4
Total			438	▲	4.0%	+17
GRAND TOTAL			933	▲	1.7%	+16

Filings by Major Case Category**

Category	Summary	Change	% Change	Absolute Change
Adult Criminal	236	▼	+7.3%	+16
Child Dependency	46	▼	-14.8%	-8

Child in Need of Services/Supervision	18	▲	+100.0%	+9
Custody and Visitation	257	▲	+0.8%	+2
Delinquency	93	▲	+78.8%	+41
Juvenile Miscellaneous	1	▼	-80.0%	-4
New to Workload Study	2	▲	+100.0%	+1
Other	82	▲	-5.7%	-5
Protective Orders	54	▼	-30.8%	-24
Support	133	▲	-5.0%	-7
Traffic	11	▼	-31.3%	-5
GRAND TOTAL	933	▲	1.7%	+16

2025 Overall GRAND TOTAL		Distribution of Caseload			Change*		Percentage (%) of Caseload			
<div>2025 <div></div></div> <div>2024 <div></div></div> <div>1,008</div> <div>+108</div> <div>12.0%</div> <div>↑</div>			Adult	568	56%	26.2% ▲	+118	Adult	2024 50.0%	2025 56.3%
			Juvenile	440	44%	-2.2% ▼	-10	Juvenile	50.0%	43.7%
			GRAND TOTAL	1,008	100%	12.0% ▲	+108	GRAND TOTAL	100%	100%

Filings by Division & Code

Division	Case Type Description	Code	Summary	Change	% Change	Absolute Change
Adult	Civil Support	VS	149	▲	+73.3%	+63
	Show Cause	SC	128	▲	+236.8%	+90
	Other	OT	102	▲	+21.4%	+18
	Misdemeanor	CM	71	▼	-42.3%	-52
	Family Abuse - Protective Order	FP	49	▼	-9.3%	-5
	Felony	CF	30	▼	-18.9%	-7
	Capias	CA	26	▲	+62.5%	+10
	Non-Family Abuse Protective Order	AP	6	▲	+50.0%	+2
	Motion - Protective Order	MP	5	▼	-16.7%	-1
	Protective Order	PC	2	▲	-	+2
	Remand Support	RS	0	▼	-100.0%	-2
Total			568	▲	26.2%	+118
Juvenile	Custody Visitation	CV	276	↔	-	-
	Misdemeanor	DM	59	▼	-1.7%	-1
	Traffic	T	30	↔	-	-
	Felony	DF	19	▼	-29.6%	-8
	Non-Family Abuse Protective Order	AP	19	▲	+35.7%	+5
	Show Cause	SC	9	▲	+12.5%	+1
	Foster Care Review	FC	6	↔	-	-
	Civil Violation	CI	4	▼	-66.7%	-8
	Status	ST	4	▲	-	+4
	Abuse and Neglect	AN	2	▲	-	+2
	Paternity	PT	2	▼	-33.3%	-1
	Permanency Planning	PH	2	▲	-	+2
	Capias	CA	1	↔	-	-
	Initial Foster Care	IF	1	▲	-	+1
	Motion - Protective Order	MP	1	▲	-	+1
	Other	OT	1	▲	-	+1
	Remand Custody	RC	1	↔	-	-
	Remand Visitation	RV	1	↔	-	-
	Special Immigrant Juvenile Status	SI	1	↔	-	-
	Truancy	TR	1	▲	-	+1
	Family Abuse - Protective Order	FP	0	▼	-100.0%	-6
	Terminate Parental Rights	TP	0	▼	-100.0%	-4
Total			440	▼	-2.2%	-10
GRAND TOTAL			1,008	▲	12.0%	+108

Filings by Major Case Category**

Category	Summary	Change	% Change	Absolute Change
Adult Criminal	181	▲	-10.4%	-21
Child Dependency	11	▲	+10.0%	+1
Child in Need of Services/Supervision	1	▲	-	+1
Custody and Visitation	278	▼	-0.4%	-1
Delinquency	88	▼	-8.3%	-8
Juvenile Miscellaneous	4	▲	-	+4
New to Workload Study	5	▼	-61.5%	-8

Other	105	▲	+19.3%	+17
Protective Orders	80	▲	-4.8%	-4
Support	225	▲	+129.6%	+127
Traffic	30	↔		0
GRAND TOTAL		▲	12.0%	+108

2025 Overall GRAND TOTAL		Distribution of Caseload			Change*	Percentage (%) of Caseload		
<div>2025 <div></div></div> <div>2024 <div></div></div> <div>129</div> <div>+50</div> <div>63.3%</div> <div>↑</div>	Adult		82	64%	67.3% ▲	+33	Adult	2024 62.0%
	Juvenile		47	36%	56.7% ▲	+17	Juvenile	2025 63.6%
	GRAND TOTAL		129	100%	63.3% ▲	+50	GRAND TOTAL	38.0% 36.4%
								100% 100%

Filings by Division & Code

Division	Case Type Description	Code	Summary	Change	% Change	Absolute Change
Adult	Misdemeanor	CM	23	▲	+360.0%	+18
	Family Abuse - Protective Order	FP	16	▲	+220.0%	+11
	Other	OT	15	▲	+50.0%	+5
	Civil Support	VS	13	▼	-31.6%	-6
	Show Cause	SC	7	▼	-12.5%	-1
	Felony	CF	5	▲	+150.0%	+3
	Capias	CA	3	▲	-	+3
	Total		82	▲	67.3%	+33
Juvenile	Custody Visitation	CV	33	▲	+32.0%	+8
	Traffic	T	5	▲	+400.0%	+4
	Felony	DF	4	▲	-	+4
	Misdemeanor	DM	3	▲	-	+3
	Child In Need of Services	CS	2	↔	-	-
	Non-Family Abuse Protective Order	AP	0	▼	-100.0%	-2
	Total		47	▲	56.7%	+17
GRAND TOTAL			129	▲	63.3%	+50

Filings by Major Case Category**

Category	Summary	Change	% Change	Absolute Change
Adult Criminal	31	▲	+210.0%	+21
Child in Need of Services/Supervision	2	↔	-	0
Custody and Visitation	33	▲	+32.0%	+8
Delinquency	7	▲	-	+7
Other	15	▲	+50.0%	+5
Protective Orders	16	▲	+128.6%	+9
Support	20	▲	-16.7%	-4
Traffic	5	▲	+400.0%	+4
GRAND TOTAL	129	▲	63.3%	+50

2025 Overall GRAND TOTAL		Distribution of Caseload			Change*		Percentage (%) of Caseload			
<div>2025 <div></div></div> <div>2024 <div></div></div>	<div>353</div> <div>+80</div> <div>29.3%</div> <div>↑</div>	Adult	200	57%	48.1%	▲	+65	Adult	2024	2025
		Juvenile	153	43%	10.9%	▲	+15	Juvenile	49.5%	56.7%
		GRAND TOTAL	353	100%	29.3%	▲	+80	GRAND TOTAL	100%	100%

Filings by Division & Code

Division	Case Type Description	Code	Summary	Change	% Change	Absolute Change
Adult	Other	OT	47	▲	+62.1%	+18
	Show Cause	SC	38	▲	+35.7%	+10
	Misdemeanor	CM	36	▲	+28.6%	+8
	Civil Support	VS	34	▲	+142.9%	+20
	Felony	CF	26	▲	+136.4%	+15
	Capias	CA	9	▲	+200.0%	+6
	Family Abuse - Protective Order	FP	9	▼	-52.6%	-10
	Restricted License for Non-Support	SL	1	▲	-	+1
	Motion - Protective Order	MP	0	▼	-100.0%	-1
	Non-Family Abuse Protective Order	AP	0	▼	-100.0%	-2
	Total		200	▲	48.1%	+65
Juvenile	Custody Visitation	CV	75	▲	+59.6%	+28
	Traffic	T	26	▲	+36.8%	+7
	Misdemeanor	DM	23	▼	-17.9%	-5
	Permanency Planning	PH	10	▲	+11.1%	+1
	Foster Care Review	FC	7	▼	-53.3%	-8
	Abuse and Neglect	AN	5	▲	-	+5
	Truancy	TR	3	▲	+200.0%	+2
	Felony	DF	2	▼	-77.8%	-7
	Civil Violation	CI	1	↔	-	-
	Show Cause	SC	1	▲	-	+1
	Child In Need of Services	CS	0	▼	-100.0%	-2
	Paternity	PT	0	▼	-100.0%	-3
	Special Immigrant Juvenile Status	SI	0	▼	-100.0%	-1
	Temporary Detention Order	TD	0	▼	-100.0%	-2
	Terminate Parental Rights	TP	0	▼	-100.0%	-1
	Total		153	▲	10.9%	+15
GRAND TOTAL			353	▲	29.3%	+80

Filings by Major Case Category**

Category	Summary	Change	% Change	Absolute Change
Adult Criminal	83	▲	+33.9%	+21
Child Dependency	22	▲	-12.0%	-3
Child in Need of Services/Supervision	3	▲	-	0
Custody and Visitation	75	▼	+50.0%	+25
Delinquency	26	▲	-29.7%	-11
New to Workload Study	1	▼	-50.0%	-1
Other	47	▲	+51.6%	+16
Protective Orders	9	▼	-59.1%	-13
Support	61	▲	+177.3%	+39
Traffic	26	▲	+36.8%	+7
GRAND TOTAL	353	▲	29.3%	+80

2025 Overall GRAND TOTAL		Distribution of Caseload			Change*		Percentage (%) of Caseload		
<div>2025 <div></div></div> <div>2024 <div></div></div> <div>6,206</div> <div>+203 3.4%</div> <div>↑</div>	<div>Adult</div> <div>Juvenile</div> <div>GRAND TOTAL</div>	<div>3,391</div> <div>2,815</div> <div>6,206</div>	<div>55%</div> <div>45%</div> <div>100%</div>	<div>-8.6% ▼</div> <div>22.7% ▲</div> <div>3.4% ▲</div>	<div>-318</div> <div>+521</div> <div>+203</div>	<div>Adult</div> <div>Juvenile</div> <div>GRAND TOTAL</div>	<div>2024</div> <div>2025</div> <div></div>	<div>61.8%</div> <div>38.2%</div> <div>100%</div>	<div>54.6%</div> <div>45.4%</div> <div>100%</div>

Filings by Division & Code

Division	Case Type Description	Code	Summary	Change	% Change	Absolute Change
Adult	Misdemeanor	CM	891	▼	-13.6%	-140
	Show Cause	SC	636	▲	+18.4%	+99
	Civil Support	VS	601	▲	+9.5%	+52
	Other	OT	456	▲	-26.7%	-166
	Felony	CF	291	▼	-32.9%	-143
	Capias	CA	223	▲	-13.9%	-36
	Family Abuse - Protective Order	FP	222	▼	-5.1%	-12
	Motion - Protective Order	MP	19	▲	+111.1%	+10
	Violation of Protective Order	PV	19	▲	+46.2%	+6
	Non-Family Abuse Protective Order	AP	15	▲	+7.1%	+1
	Remand Support	RS	11	▲	+120.0%	+6
	Restricted License for Non-Support	SL	5	▲	-	+5
	Bond Forfeiture	BF	2	▲	+100.0%	+1
	Protective Order	PC	0	▼	-100.0%	-1
	Total		3,391	▼	-8.6%	-318
Juvenile	Custody Visitation	CV	1,397	▲	+24.1%	+271
	Misdemeanor	DM	390	▲	+2.1%	+8
	Civil Violation	CI	252	▲	+154.5%	+153
	Status	ST	166	▲	+268.9%	+121
	Felony	DF	98	▼	-17.6%	-21
	Mental Commitment	MC	85	▲	+7.6%	+6
	Truancy	TR	62	▼	-10.1%	-7
	Paternity	PT	50	▲	+56.3%	+18
	Traffic	T	50	▲	+22.0%	+9
	Non-Family Abuse Protective Order	AP	42	▼	-16.0%	-8
	Foster Care Review	FC	39	▲	+11.4%	+4
	Permanency Planning	PH	37	▲	+19.4%	+6
	Terminate Parental Rights	TP	31	▲	+72.2%	+13
	Initial Foster Care	IF	30	▼	-11.8%	-4
	Abuse and Neglect	AN	20	▼	-41.2%	-14
	Child In Need of Services	CS	19	▼	-26.9%	-7
	Show Cause	SC	13	▼	-56.7%	-17
	Remand Custody	RC	9	▲	+125.0%	+5
	Special Immigrant Juvenile Status	SI	7	↔		-
	Voluntary Continuing Services and Support Agreement	VA	6	▲	+20.0%	+1
	Family Abuse - Protective Order	FP	3	▼	-25.0%	-1
	Other	OT	3	▼	-81.3%	-13
	Relief of Custody	CR	3	▲	-	+3
	Child at Risk	RI	1	▲	-	+1
	Motion - Protective Order	MP	1	▲	-	+1
	Remand Visitation	RV	1	▲	-	+1
	Capias	CA	0	▼	-100.0%	-1
	Emergency Custody Order	EC	0	▼	-100.0%	-2
	Temporary Detention Order	TD	0	▼	-100.0%	-5
	Total		2,815	▲	22.7%	+521
	GRAND TOTAL		6,206	▲	3.4%	+203

Filings by Major Case Category**

Category	Summary	Change	% Change	Absolute Change
Adult Criminal	1,887	▼	-13.3%	-290
Child Dependency	167	▲	+6.4%	+10
Child in Need of Services/Supervision	81	▼	-14.7%	-14
Custody and Visitation	1,447	▲	+25.0%	+289
Delinquency	501	▼	-5.8%	-31
Juvenile Miscellaneous	166	▲	+260.9%	+120
New to Workload Study	259	▲	+144.3%	+153
Other	565	▲	-22.8%	-167
Protective Orders	302	▲	-2.9%	-9
Support	781	▲	+20.5%	+133
Traffic	50	▲	+22.0%	+9
GRAND TOTAL	6,206	▲	3.4%	+203

2025 Overall GRAND TOTAL		Distribution of Caseload			Change*		Percentage (%) of Caseload		
2025 2024	4,736 +307 6.9%	Adult	2,665	56%	14.3%	▲	+333	2024	2025
		Juvenile	2,071	44%	-1.2%	▼	-26	52.7%	56.3%
		GRAND TOTAL	4,736	100%	6.9%	▲	+307	47.3%	43.7%
		GRAND TOTAL		100%			100%		

Filings by Division & Code

Division	Case Type Description	Code	Summary	Change	% Change	Absolute Change
Adult	Show Cause	SC	577	▲	+14.3%	+72
	Misdemeanor	CM	552	▲	+4.0%	+21
	Other	OT	475	▲	+4.4%	+20
	Civil Support	VS	365	▲	+25.4%	+74
	Felony	CF	286	▲	+102.8%	+145
	Capias	CA	176	▲	+18.1%	+27
	Family Abuse - Protective Order	FP	166	▼	-10.3%	-19
	Remand Support	RS	31	▼	-20.5%	-8
	Motion - Protective Order	MP	13	▲	+30.0%	+3
	Non-Family Abuse Protective Order	AP	11	▼	-21.4%	-3
	Violation of Protective Order	PV	9	▲	+28.6%	+2
	Restricted License for Non-Support	SL	4	↔		-
	Criminal Support	CS	0	▼	-100.0%	-1
Total			2,665	▲	14.3%	+333
Juvenile	Custody Visitation	CV	1,175	▼	-4.2%	-51
	Misdemeanor	DM	224	▲	+9.8%	+20
	Truancy	TR	114	▲	+31.0%	+27
	Status	ST	103	▲	+45.1%	+32
	Felony	DF	88	▲	+49.2%	+29
	Paternity	PT	68	▲	+100.0%	+34
	Remand Custody	RC	40	▼	-20.0%	-10
	Remand Visitation	RV	40	▼	-23.1%	-12
	Show Cause	SC	29	▲	+70.6%	+12
	Foster Care Review	FC	28	▼	-26.3%	-10
	Traffic	T	28	▼	-26.3%	-10
	Permanency Planning	PH	22	▼	-37.1%	-13
	Abuse and Neglect	AN	20	▼	-37.5%	-12
	Non-Family Abuse Protective Order	AP	16	▼	-38.5%	-10
	Voluntary Continuing Services and Support Agreem	VA	15	▲	+7.1%	+1
	Temporary Detention Order	TD	12	▼	-63.6%	-21
	Initial Foster Care	IF	11	▲	+22.2%	+2
	Emergency Custody Order	EC	10	▼	-16.7%	-2
	Civil Violation	CI	6	▲	+50.0%	+2
	Terminate Parental Rights	TP	6	▼	-76.0%	-19
	Capias	CA	4	▲	+33.3%	+1
	Family Abuse - Protective Order	FP	4	▼	-50.0%	-4
	Entrustment	ET	2	▼	-66.7%	-4
	Other	OT	2	▼	-75.0%	-6
	Special Immigrant Juvenile Status	SI	2	▲	+100.0%	+1
	Motion - Protective Order	MP	1	▲	-	+1
	Relief of Custody	CR	1	▼	-66.7%	-2
	Juvenile Support	JS	0	▼	-100.0%	-1
	Mental Commitment	MC	0	▼	-100.0%	-1
Total			2,071	▼	-1.2%	-26
GRAND TOTAL			4,736	▲	6.9%	+307

Filings by Major Case Category**

Category	Summary	Change	% Change	Absolute Change
Adult Criminal	1,417	▲	+17.3%	+209
Child Dependency	105	▼	-35.2%	-57
Child in Need of Services/Supervision	114	▲	+31.0%	+27
Custody and Visitation	1,243	▲	-1.3%	-17
Delinquency	345	▲	+21.9%	+62
Juvenile Miscellaneous	103	▲	+45.1%	+32
New to Workload Study	8	▲	+60.0%	+3
Other	610	▼	-6.2%	-40
Protective Orders	211	▲	-13.2%	-32
Support	552	▲	+30.8%	+130
Traffic	28	▼	-26.3%	-10
GRAND TOTAL	4,736	▲	6.9%	+307

2025 Overall GRAND TOTAL		Distribution of Caseload			Change*		Percentage (%) of Caseload			
<div>2025 <div></div></div> <div>2024 <div></div></div> <div>118</div> <div>+18</div> <div>18.0%</div> <div>↑</div>	Adult		75	64%	19.0%	▲	+12	Adult	2024	2025
	Juvenile		43	36%	16.2%	▲	+6	Juvenile	63.0%	63.6%
	GRAND TOTAL		118	100%	18.0%	▲	+18	GRAND TOTAL	100%	100%

Filings by Division & Code

Division	Case Type Description	Code	Summary	Change	% Change	Absolute Change
Adult	Show Cause	SC	20	▲	+185.7%	+13
	Misdemeanor	CM	16	▲	+77.8%	+7
	Civil Support	VS	15	▲	+15.4%	+2
	Other	OT	13	▲	+18.2%	+2
	Capias	CA	7	▲	+75.0%	+3
	Family Abuse - Protective Order	FP	3	▼	-70.0%	-7
	Motion - Protective Order	MP	1	↔		-
	Bond Forfeiture	BF	0	▼	-100.0%	-1
	Felony	CF	0	▼	-100.0%	-6
	Violation of Protective Order	PV	0	▼	-100.0%	-1
Total			75	▲	19.0%	+12
Juvenile	Custody Visitation	CV	29	▲	+20.8%	+5
	Felony	DF	6	▲	-	+6
	Misdemeanor	DM	6	▲	+50.0%	+2
	Non-Family Abuse Protective Order	AP	1	▲	-	+1
	Traffic	T	1	▲	-	+1
	Abuse and Neglect	AN	0	▼	-100.0%	-8
	Truancy	TR	0	▼	-100.0%	-1
Total			43	▲	16.2%	+6
GRAND TOTAL			118	▲	18.0%	+18

Filings by Major Case Category**

Category	Summary	Change	% Change	Absolute Change
Adult Criminal	37	▲	+48.0%	+12
Child Dependency	0	▼	-100.0%	-8
Child in Need of Services/Supervision	0	▼	-100.0%	-1
Custody and Visitation	29	▲	+20.8%	+5
Delinquency	12	▲	+200.0%	+8
Other	13	▲	+18.2%	+2
Protective Orders	5	▲	-54.5%	-6
Support	21	▲	+31.3%	+5
Traffic	1	▲	-	+1
GRAND TOTAL	118	▲	18.0%	+18

2025 Overall GRAND TOTAL		Distribution of Caseload			Change*		Percentage (%) of Caseload			
<div>2025 <div></div></div> <div>2024 <div></div></div>	<div>846</div> <div>-113</div> <div>-11.8%</div> <div></div>	Adult	452	53%	-10.7%	▼	-54	Adult	52.8%	53.4%
		Juvenile	394	47%	-13.0%	▼	-59	Juvenile	47.2%	46.6%
		GRAND TOTAL	846	100%	-11.8%	▼	-113	GRAND TOTAL	100%	100%

Filings by Division & Code

Division	Case Type Description	Code	Summary	Change	% Change	Absolute Change
Adult	Misdemeanor	CM	108	▼	-15.0%	-19
	Other	OT	94	▲	-2.1%	-2
	Show Cause	SC	81	▼	-4.7%	-4
	Civil Support	VS	63	▼	-10.0%	-7
	Family Abuse - Protective Order	FP	43	▼	-4.4%	-2
	Capias	CA	18	▲	+100.0%	+9
	Felony	CF	18	▼	-28.0%	-7
	Remand Support	RS	8	▼	-52.9%	-9
	Violation of Protective Order	PV	7	▼	-30.0%	-3
	Motion - Protective Order	MP	5	▼	-68.8%	-11
	Non-Family Abuse Protective Order	AP	4	▼	-33.3%	-2
	Restricted License for Non-Support	SL	2	▲	-	+2
	Bond Forfeiture	BF	1	▲	-	+1
Total			452	▼	-10.7%	-54
Juvenile	Custody Visitation	CV	241	▼	-17.2%	-50
	Misdemeanor	DM	30	▲	+30.4%	+7
	Traffic	T	26	▲	+62.5%	+10
	Status	ST	16	▲	+23.1%	+3
	Remand Custody	RC	13	▼	-48.0%	-12
	Remand Visitation	RV	12	▼	-53.8%	-14
	Motion - Protective Order	MP	7	▼	-12.5%	-1
	Felony	DF	6	▲	+100.0%	+3
	Non-Family Abuse Protective Order	AP	5	↔	-	-
	Paternity	PT	5	▲	+25.0%	+1
	Truancy	TR	5	▲	+400.0%	+4
	Abuse and Neglect	AN	4	▲	+33.3%	+1
	Foster Care Review	FC	4	▼	-42.9%	-3
	Permanency Planning	PH	4	▲	+33.3%	+1
	Show Cause	SC	4	▲	+300.0%	+3
	Child In Need of Services	CS	2	▼	-50.0%	-2
	Entrustment	ET	2	▲	-	+2
	Other	OT	2	▼	-60.0%	-3
	Temporary Detention Order	TD	2	▼	-77.8%	-7
	Terminate Parental Rights	TP	2	▲	-	+2
	Initial Foster Care	IF	1	▼	-66.7%	-2
	Voluntary Continuing Services and Support Agreem	VA	1	↔	-	-
	Emergency Custody Order	EC	0	▼	-100.0%	-1
	Relief of Custody	CR	0	▼	-100.0%	-1
Total			394	▼	-13.0%	-59
GRAND TOTAL			846	▼	-11.8%	-113

Filings by Major Case Category**

Category	Summary	Change	% Change	Absolute Change
Adult Criminal	214	▲	-8.9%	-21
Child Dependency	18	▲	-	0
Child in Need of Services/Supervision	7	▲	+40.0%	+2
Custody and Visitation	246	▲	-16.6%	-49

Delinquency	40	▲	+48.1%	+13
Juvenile Miscellaneous	16	▲	+23.1%	+3
Other	131	▼	-26.8%	-48
Protective Orders	64	▼	-20.0%	-16
Support	84	▲	-7.7%	-7
Traffic	26	▲	+62.5%	+10
GRAND TOTAL	846	▼	-11.8%	-113

2025 Overall GRAND TOTAL		Distribution of Caseload			Change*		Percentage (%) of Caseload		
<div>2025 <div></div></div> <div>2024 <div></div></div> <div>176</div> <div>-29 -14.1%</div> <div></div>	<div>Adult</div> <div>Juvenile</div> <div>GRAND TOTAL</div>	108 68 176	61% 39% 100%	-6.9% ▼ -23.6% ▼ -14.1% ▼	-8 -21 -29	<div>Adult</div> <div>Juvenile</div> <div>GRAND TOTAL</div>	2024 56.6% 43.4% 100%	2025 61.4% 38.6% 100%	

Filings by Division & Code

Division	Case Type Description	Code	Summary	Change	% Change	Absolute Change
Adult	Misdemeanor	CM	55	▲	+89.7%	+26
	Civil Support	VS	17	▼	-5.6%	-1
	Other	OT	12	▼	-53.8%	-14
	Family Abuse - Protective Order	FP	7	▼	-53.3%	-8
	Show Cause	SC	7	▼	-53.3%	-8
	Capias	CA	3	▼	-40.0%	-2
	Felony	CF	3	↔		-
	Violation of Protective Order	PV	3	↔		-
	Protective Order	PC	1	▲	-	+1
	Motion - Protective Order	MP	0	▼	-100.0%	-1
	Restricted License for Non-Support	SL	0	▼	-100.0%	-1
	Total		108	▼	-6.9%	-8
Juvenile	Custody Visitation	CV	34	▼	-20.9%	-9
	Permanency Planning	PH	9	▲	+800.0%	+8
	Abuse and Neglect	AN	5	▲	+66.7%	+2
	Traffic	T	5	▲	+25.0%	+1
	Terminate Parental Rights	TP	4	▲	-	+4
	Foster Care Review	FC	3	▼	-72.7%	-8
	Remand Custody	RC	2	▲	-	+2
	Remand Visitation	RV	2	▲	-	+2
	Child In Need of Services	CS	1	▲	-	+1
	Initial Foster Care	IF	1	▲	-	+1
	Misdemeanor	DM	1	▼	-87.5%	-7
	Show Cause	SC	1	↔		-
	Non-Family Abuse Protective Order	AP	0	▼	-100.0%	-9
	Other	OT	0	▼	-100.0%	-3
	Paternity	PT	0	▼	-100.0%	-2
	Status	ST	0	▼	-100.0%	-1
	Truancy	TR	0	▼	-100.0%	-3
	Total		68	▼	-23.6%	-21
	GRAND TOTAL		176	▼	-14.1%	-29

Filings by Major Case Category**

Category	Summary	Change	% Change	Absolute Change
Adult Criminal	69	▲	+38.0%	+19
Child Dependency	22	▲	+46.7%	+7
Child in Need of Services/Supervision	1	▲	-66.7%	-2
Custody and Visitation	34	▼	-24.4%	-11
Delinquency	2	▼	-77.8%	-7
Juvenile Miscellaneous	0	▼	-100.0%	-1
Other	16	▲	-44.8%	-13
Protective Orders	7	▼	-72.0%	-18
Support	20	▼	-16.7%	-4
Traffic	5	▲	+25.0%	+1
GRAND TOTAL	176	▼	-14.1%	-29

* Compared to same time period as previous year

** Case Type Categories are defined in the 2017 Virginia Judicial Workload Assessment

The data reported reflect the case management system. The case types reported may not necessitate judicial involvement.

7/16/2025 11:07:08AM

Source: SCV-SQL-Information

2025 Overall GRAND TOTAL		Distribution of Caseload			Change*		Percentage (%) of Caseload			
<div>2025 <div></div></div> <div>2024 <div></div></div> <div>407</div> <div>-81</div> <div>-16.6%</div> <div></div>	Adult		228	56%	-20.8%	▼	-60	Adult	2024	2025
	Juvenile		179	44%	-10.5%	▼	-21	Juvenile	59.0%	56.0%
	GRAND TOTAL		407	100%	-16.6%	▼	-81	GRAND TOTAL	100%	100%

Filings by Division & Code

Division	Case Type Description	Code	Summary	Change	% Change	Absolute Change
Adult	Show Cause	SC	54	▲	+35.0%	+14
	Other	OT	44	▼	-35.3%	-24
	Civil Support	VS	40	▼	-20.0%	-10
	Misdemeanor	CM	32	▼	-57.9%	-44
	Family Abuse - Protective Order	FP	27	↔		-
	Felony	CF	15	▲	+275.0%	+11
	Capias	CA	13	▲	+62.5%	+5
	Non-Family Abuse Protective Order	AP	2	▲	+100.0%	+1
	Motion - Protective Order	MP	1	▼	-66.7%	-2
	Criminal Support	CS	0	▼	-100.0%	-2
	Remand Support	RS	0	▼	-100.0%	-4
	Violation of Protective Order	PV	0	▼	-100.0%	-5
	Total		228	▼	-20.8%	-60
Juvenile	Custody Visitation	CV	138	▲	+4.5%	+6
	Misdemeanor	DM	10	▼	-16.7%	-2
	Traffic	T	9	▼	-47.1%	-8
	Truancy	TR	8	▲	+33.3%	+2
	Foster Care Review	FC	3	▼	-25.0%	-1
	Special Immigrant Juvenile Status	SI	3	▲	-	+3
	Abuse and Neglect	AN	2	▲	+100.0%	+1
	Felony	DF	2	▲	-	+2
	Non-Family Abuse Protective Order	AP	1	▼	-80.0%	-4
	Show Cause	SC	1	▼	-66.7%	-2
	Status	ST	1	▼	-66.7%	-2
	Temporary Detention Order	TD	1	▲	-	+1
	Child In Need of Services	CS	0	▼	-100.0%	-2
	Emergency Custody Order	EC	0	▼	-100.0%	-1
	Other	OT	0	▼	-100.0%	-1
	Paternity	PT	0	▼	-100.0%	-3
	Remand Custody	RC	0	▼	-100.0%	-5
	Remand Visitation	RV	0	▼	-100.0%	-5
	Total		179	▼	-10.5%	-21
	GRAND TOTAL		407	▼	-16.6%	-81

Filings by Major Case Category**

Category	Summary	Change	% Change	Absolute Change
Adult Criminal	77	▲	-32.5%	-37
Child Dependency	5	▲		0
Child in Need of Services/Supervision	8	▼		0
Custody and Visitation	138	▼	+2.2%	+3
Delinquency	13	▲	-13.3%	-2
Juvenile Miscellaneous	1	▼	-66.7%	-2
New to Workload Study	3	▲	-	+3
Other	45	▲	-46.4%	-39
Protective Orders	31	▼	-13.9%	-5
Support	77	▼	+8.5%	+6

Traffic		9	▼	-47.1%	-8
	GRAND TOTAL	407	▼	-16.6%	-81

2025 Overall GRAND TOTAL		Distribution of Caseload			Change*		Percentage (%) of Caseload			
<div>2025 <div></div></div> <div>2024 <div></div></div>	<div>152</div> <div>-16</div> <div>-9.5%</div> <div></div>	Adult	90	59%	28.6%	▲	+20	Adult	2024 41.7%	2025 59.2%
		Juvenile	62	41%	-36.7%	▼	-36	Juvenile	58.3%	40.8%
		GRAND TOTAL	152	100%	-9.5%	▼	-16	GRAND TOTAL	100%	100%

Filings by Division & Code

Division	Case Type Description	Code	Summary	Change	% Change	Absolute Change
Adult	Misdemeanor	CM	25	▲	+19.0%	+4
	Civil Support	VS	16	▲	+45.5%	+5
	Show Cause	SC	13	▼	+8.3%	+1
	Other	OT	12	▲	+9.1%	+1
	Family Abuse - Protective Order	FP	9	▲	+50.0%	+3
	Capias	CA	4	▼	-20.0%	-1
	Felony	CF	4	▲	+300.0%	+3
	Motion - Protective Order	MP	4	▲	+300.0%	+3
	Non-Family Abuse Protective Order	AP	2	▲	+100.0%	+1
	Restricted License for Non-Support	SL	1	▲	-	+1
	Violation of Protective Order	PV	0	▼	-100.0%	-1
	Total		90	▲	28.6%	+20
Juvenile	Custody Visitation	CV	40	▼	-39.4%	-26
	Traffic	T	5	▲	+25.0%	+1
	Foster Care Review	FC	4	▲	+300.0%	+3
	Motion - Protective Order	MP	4	▲	-	+4
	Abuse and Neglect	AN	2	▼	-71.4%	-5
	Permanency Planning	PH	2	▼	-66.7%	-4
	Status	ST	2	▼	-71.4%	-5
	Entrustment	ET	1	▲	-	+1
	Initial Foster Care	IF	1	↔	-	-
	Misdemeanor	DM	1	▼	-50.0%	-1
	Felony	DF	0	▼	-100.0%	-2
	Other	OT	0	▼	-100.0%	-1
	Paternity	PT	0	▼	-100.0%	-1
	Total		62	▼	-36.7%	-36
GRAND TOTAL			152	▼	-9.5%	-16

Filings by Major Case Category**

Category	Summary	Change	% Change	Absolute Change
Adult Criminal	44	▲	+18.9%	+7
Child Dependency	10	▲	-33.3%	-5
Custody and Visitation	40	▼	-40.3%	-27
Delinquency	1	▼	-75.0%	-3
Juvenile Miscellaneous	2	▼	-71.4%	-5
Other	12	▼	-	0
Protective Orders	19	▲	+137.5%	+11
Support	19	▲	+35.7%	+5
Traffic	5	▲	+25.0%	+1
GRAND TOTAL	152	▼	-9.5%	-16

2025 Overall GRAND TOTAL		Distribution of Caseload			Change*		Percentage (%) of Caseload			
<div>2025 <div></div></div> <div>2024 <div></div></div> <div>289</div> <div>+59</div> <div>25.7%</div> <div>↑</div>	Adult	140	48%	18.6%	▲	+22	2024	51.3%	2025	48.4%
	Juvenile	149	52%	33.0%	▲	+37	Juvenile	48.7%	51.6%	
	GRAND TOTAL	289	100%	25.7%	▲	+59	GRAND TOTAL	100%	100%	

Filings by Division & Code

Division	Case Type Description	Code	Summary	Change	% Change	Absolute Change
Adult	Misdemeanor	CM	30	▲	+25.0%	+6
	Civil Support	VS	29	▲	+70.6%	+12
	Show Cause	SC	26	▲	+85.7%	+12
	Other	OT	21	▼	-27.6%	-8
	Family Abuse - Protective Order	FP	13	▲	+18.2%	+2
	Capias	CA	6	▲	+50.0%	+2
	Violation of Protective Order	PV	5	▲	+150.0%	+3
	Felony	CF	4	▼	-66.7%	-8
	Motion - Protective Order	MP	4	▲	+300.0%	+3
	Remand Support	RS	2	↔		-
	Non-Family Abuse Protective Order	AP	0	▼	-100.0%	-2
	Total		140	▲	18.6%	+22
Juvenile	Custody Visitation	CV	74	▲	+19.4%	+12
	Felony	DF	24	▲	+2,300.0%	+23
	Traffic	T	11	▲	+175.0%	+7
	Status	ST	10	▲	+11.1%	+1
	Motion - Protective Order	MP	9	▲	-	+9
	Misdemeanor	DM	8	▲	+60.0%	+3
	Remand Custody	RC	5	▲	+150.0%	+3
	Initial Foster Care	IF	2	▼	-75.0%	-6
	Remand Visitation	RV	2	▼	-33.3%	-1
	Truancy	TR	2	▼	-33.3%	-1
	Abuse and Neglect	AN	1	▼	-75.0%	-3
	Other	OT	1	▲	-	+1
	Child In Need of Services	CS	0	▼	-100.0%	-2
	Foster Care Review	FC	0	▼	-100.0%	-4
	Paternity	PT	0	▼	-100.0%	-2
	Show Cause	SC	0	▼	-100.0%	-2
	Temporary Detention Order	TD	0	▼	-100.0%	-1
	Total		149	▲	33.0%	+37
GRAND TOTAL			289	▲	25.7%	+59

Filings by Major Case Category**

Category	Summary	Change	% Change	Absolute Change
Adult Criminal	67	▲	+28.8%	+15
Child Dependency	3	▼	-81.3%	-13
Child in Need of Services/Supervision	2	▼	-60.0%	-3
Custody and Visitation	74	▼	+15.6%	+10
Delinquency	32	▲	+300.0%	+24
Juvenile Miscellaneous	10	▲	+11.1%	+1
Other	31	▲	-16.2%	-6
Protective Orders	26	▲	+85.7%	+12
Support	33	▲	+57.1%	+12
Traffic	11	▲	+175.0%	+7
GRAND TOTAL	289	▲	25.7%	+59

2025 Overall GRAND TOTAL		Distribution of Caseload			Change*		Percentage (%) of Caseload			
<div>2025 <div></div></div> <div>2024 <div></div></div> <div><div>525</div><div>+69</div><div>15.1%</div><div>↑</div></div>	Adult		270	51%	26.8%	▲	+57	Adult	2024	2025
	Juvenile		255	49%	4.9%	▲	+12	Juvenile	46.7%	51.4%
	GRAND TOTAL		525	100%	15.1%	▲	+69	GRAND TOTAL	100%	100%

Filings by Division & Code

Division	Case Type Description	Code	Summary	Change	% Change	Absolute Change
Adult	Misdemeanor	CM	65	▲	+32.7%	+16
	Show Cause	SC	50	▲	+8.7%	+4
	Other	OT	45	▲	+73.1%	+19
	Family Abuse - Protective Order	FP	39	▲	+44.4%	+12
	Civil Support	VS	37	▼	-5.1%	-2
	Felony	CF	23	▲	+43.8%	+7
	Capias	CA	4	▲	+33.3%	+1
	Motion - Protective Order	MP	4	▲	+300.0%	+3
	Non-Family Abuse Protective Order	AP	2	▲	+100.0%	+1
	Remand Support	RS	1	▼	-66.7%	-2
	Violation of Protective Order	PV	0	▼	-100.0%	-2
	Total		270	▲	26.8%	+57
Juvenile	Custody Visitation	CV	157	▲	+1.9%	+3
	Misdemeanor	DM	42	▲	+16.7%	+6
	Felony	DF	14	▲	+16.7%	+2
	Traffic	T	9	▼	-35.7%	-5
	Abuse and Neglect	AN	8	▲	+166.7%	+5
	Permanency Planning	PH	4	▲	+33.3%	+1
	Terminate Parental Rights	TP	4	▲	-	+4
	Initial Foster Care	IF	3	▲	+200.0%	+2
	Remand Custody	RC	3	▲	-	+3
	Child In Need of Services	CS	2	▲	+100.0%	+1
	Remand Visitation	RV	2	▲	-	+2
	Status	ST	2	▲	+100.0%	+1
	Foster Care Review	FC	1	▲	-	+1
	Motion - Protective Order	MP	1	▲	-	+1
	Non-Family Abuse Protective Order	AP	1	↔	-	-
	Other	OT	1	▲	-	+1
	Paternity	PT	1	▼	-85.7%	-6
	Mental Commitment	MC	0	▼	-100.0%	-1
	Relief of Custody	CR	0	▼	-100.0%	-2
	Show Cause	SC	0	▼	-100.0%	-4
	Temporary Detention Order	TD	0	▼	-100.0%	-2
	Truancy	TR	0	▼	-100.0%	-1
	Total		255	▲	4.9%	+12
GRAND TOTAL			525	▲	15.1%	+69

Filings by Major Case Category**

Category	Summary	Change	% Change	Absolute Change
Adult Criminal	104	▼	+20.9%	+18
Child Dependency	20	▲	+122.2%	+11
Child in Need of Services/Supervision	2	↔		0
Custody and Visitation	158	▼	-1.9%	-3
Delinquency	56	▼	+7.7%	+4
Juvenile Miscellaneous	2	▲	+100.0%	+1
Other	52	▲	+62.5%	+20

Protective Orders	47	▲	+56.7%	+17
Support	75	▲	+8.7%	+6
Traffic	9	▼	-35.7%	-5
GRAND TOTAL	525	▲	15.1%	+69

2025 Overall GRAND TOTAL		Distribution of Caseload			Change*		Percentage (%) of Caseload			
<div>2025 <div></div></div> <div>2024 <div></div></div>	<div>1,856</div> <div>+212 12.9%</div> <div>↑</div>	Adult	1,007	54%	10.4%	▲	+95	Adult	2024 55.5%	2025 54.3%
		Juvenile	849	46%	16.0%	▲	+117	Juvenile	44.5%	45.7%
		GRAND TOTAL	1,856	100%	12.9%	▲	+212	GRAND TOTAL	100%	100%

Filings by Division & Code

Division	Case Type Description	Code	Summary	Change	% Change	Absolute Change
Adult	Misdemeanor	CM	228	▼	-7.3%	-18
	Other	OT	194	▲	+24.4%	+38
	Show Cause	SC	187	▲	+19.9%	+31
	Civil Support	VS	107	▲	+3.9%	+4
	Felony	CF	106	▲	+9.3%	+9
	Capias	CA	75	▲	+17.2%	+11
	Family Abuse - Protective Order	FP	47	▲	+11.9%	+5
	Remand Support	RS	37	▲	+42.3%	+11
	Motion - Protective Order	MP	16	▲	+60.0%	+6
	Bond Forfeiture	BF	4	▲	+300.0%	+3
	Restricted License for Non-Support	SL	3	▲	-	+3
	Violation of Protective Order	PV	2	▼	-77.8%	-7
	Non-Family Abuse Protective Order	AP	1	▼	-50.0%	-1
	Total		1,007	▲	10.4%	+95
Juvenile	Custody Visitation	CV	386	▲	+6.9%	+25
	Misdemeanor	DM	79	▲	+23.4%	+15
	Remand Custody	RC	56	▲	+19.1%	+9
	Remand Visitation	RV	56	▲	+19.1%	+9
	Show Cause	SC	48	▲	+37.1%	+13
	Truancy	TR	36	▲	+63.6%	+14
	Felony	DF	33	▲	+43.5%	+10
	Traffic	T	33	▲	+94.1%	+16
	Status	ST	22	▲	+29.4%	+5
	Foster Care Review	FC	17	▲	+183.3%	+11
	Paternity	PT	14	▲	+100.0%	+7
	Abuse and Neglect	AN	12	▲	+50.0%	+4
	Entrustment	ET	10	▲	-	+10
	Initial Foster Care	IF	9	▲	-	+9
	Special Immigrant Juvenile Status	SI	8	▼	-27.3%	-3
	Permanency Planning	PH	6	▼	-57.1%	-8
	Temporary Detention Order	TD	6	▼	-14.3%	-1
	Terminate Parental Rights	TP	6	▼	-60.0%	-9
	Capias	CA	4	▲	+300.0%	+3
	Motion - Protective Order	MP	3	▼	-66.7%	-6
	Civil Violation	CI	1	▼	-83.3%	-5
	Emergency Custody Order	EC	1	▼	-50.0%	-1
	Family Abuse - Protective Order	FP	1	↔	-	-
	Non-Family Abuse Protective Order	AP	1	▼	-80.0%	-4
	Other	OT	1	▼	-80.0%	-4
	Violation of Protective Order	PV	0	▼	-100.0%	-1
	Voluntary Continuing Services and Support Agreem	VA	0	▼	-100.0%	-1
	Total		849	▲	16.0%	+117
GRAND TOTAL			1,856	▲	12.9%	+212

Filings by Major Case Category**

Category	Summary	Change	% Change	Absolute Change
Adult Criminal	564	▲	+2.5%	+14
Child Dependency	60	▲	+36.4%	+16
Child in Need of Services/Supervision	36	▲	+63.6%	+14
Custody and Visitation	400	▲	+8.7%	+32
Delinquency	164	▲	+32.3%	+40
Juvenile Miscellaneous	22	▲	+29.4%	+5
New to Workload Study	9	▼	-47.1%	-8
Other	351	▲	+21.0%	+61
Protective Orders	69	▼		0
Support	148	▲	+17.5%	+22
Traffic	33	▲	+94.1%	+16
GRAND TOTAL	1,856	▲	12.9%	+212

2025 Overall GRAND TOTAL		Distribution of Caseload			Change*		Percentage (%) of Caseload		
<div>2025 <div></div></div> <div>2024 <div></div></div>	<div>1,685</div> <div>-81 -4.6%</div> <div></div>	Adult	846	50%	-4.3%	-38	Adult	2024	2025
		Juvenile	839	50%	-4.9%	-43	Juvenile	50.1%	50.2%
		GRAND TOTAL	1,685	100%	-4.6%	-81	GRAND TOTAL	100%	100%

Filings by Division & Code

Division	Case Type Description	Code	Summary	Change	% Change	Absolute Change
Adult	Misdemeanor	CM	214	▼	-1.4%	-3
	Other	OT	141	▲	+21.6%	+25
	Show Cause	SC	132	▲	-10.2%	-15
	Civil Support	VS	118	▼	-24.8%	-39
	Felony	CF	77	▼	-15.4%	-14
	Family Abuse - Protective Order	FP	61	▲	+15.1%	+8
	Capias	CA	42	▲	-19.2%	-10
	Remand Support	RS	38	▲	+46.2%	+12
	Motion - Protective Order	MP	18	▲	+12.5%	+2
	Non-Family Abuse Protective Order	AP	4	▼	-50.0%	-4
	Restricted License for Non-Support	SL	1	↔		-
	Total		846	▼	-4.3%	-38
Juvenile	Custody Visitation	CV	440	▼	-3.5%	-16
	Misdemeanor	DM	95	▼	-35.4%	-52
	Remand Custody	RC	57	▲	+67.6%	+23
	Remand Visitation	RV	54	▲	+58.8%	+20
	Traffic	T	53	▲	+96.3%	+26
	Felony	DF	33	▼	-43.1%	-25
	Abuse and Neglect	AN	17	▼	-10.5%	-2
	Show Cause	SC	17	▲	+88.9%	+8
	Permanency Planning	PH	16	▲	+77.8%	+7
	Truancy	TR	11	▲	+10.0%	+1
	Family Abuse - Protective Order	FP	10	▲	+400.0%	+8
	Mental Commitment	MC	5	▲	-	+5
	Paternity	PT	5	▲	+25.0%	+1
	Child at Risk	RI	4	▲	-	+4
	Non-Family Abuse Protective Order	AP	4	▼	-60.0%	-6
	Civil Violation	CI	3	▼	-25.0%	-1
	Foster Care Review	FC	3	▼	-57.1%	-4
	Entrustment	ET	2	↔		-
	Other	OT	2	▼	-86.7%	-13
	Special Immigrant Juvenile Status	SI	2	▲	-	+2
	Status	ST	2	▼	-66.7%	-4
	Temporary Detention Order	TD	2	▼	-50.0%	-2
	Emergency Custody Order	EC	1	▼	-66.7%	-2
	Relief of Custody	CR	1	▲	-	+1
	Capias	CA	0	▼	-100.0%	-4
	Child In Need of Services	CS	0	▼	-100.0%	-2
	Initial Foster Care	IF	0	▼	-100.0%	-3
	Juvenile Support	JS	0	▼	-100.0%	-1
	Qualified Residential Treatment	QR	0	▼	-100.0%	-1
	Terminate Parental Rights	TP	0	▼	-100.0%	-10
	Voluntary Continuing Services and Support Agreen	VA	0	▼	-100.0%	-1
	Total		839	▼	-4.9%	-43
GRAND TOTAL			1,685	▼	-4.6%	-81

Filings by Major Case Category**

Category	Summary	Change	% Change	Absolute Change
Adult Criminal	424	▼	-11.5%	-55
Child Dependency	43	▲	-17.3%	-9
Child in Need of Services/Supervision	17	▲	+30.8%	+4
Custody and Visitation	445	▲	-3.3%	-15
Delinquency	139	▼	-35.9%	-78
Juvenile Miscellaneous	2	▼	-66.7%	-4
New to Workload Study	5	▲	+25.0%	+1
Other	300	▲	+29.3%	+68
Protective Orders	97	▲	+9.0%	+8
Support	160	▲	-14.4%	-27
Traffic	53	▲	+96.3%	+26
GRAND TOTAL	1,685	▼	-4.6%	-81

Filings by Division & Code

Filings by Major Case Category**

* Compared to same time period as previous year ** Case Type Categories are defined in the 2017 Virginia Judicial Workload Assessment

The data reported reflect the case management system. The case types reported may not necessitate judicial involvement.

7/16/2025 11:07:08AM Source: SCV-SQL-Information

Other	48	▼	-7.7%	-4	
Protective Orders	34	▲	-5.6%	-2	
Support	60	▲	+25.0%	+12	
Traffic	14	▲	+100.0%	+7	
GRAND TOTAL		503	▼	-15.9%	-95

2025 Overall GRAND TOTAL		Distribution of Caseload			Change*		Percentage (%) of Caseload		
<div>2025 <div></div></div> <div>2024 <div></div></div> <div>-16 -4.3%</div> <div>↓</div>	357	Adult	196	55%	-6.2%	▼	-13	Adult	2024 56.0%
		Juvenile	161	45%	-1.8%	▼	-3	Juvenile	2025 54.9%
		GRAND TOTAL	357	100%	-4.3%	▼	-16	GRAND TOTAL	44.0% 45.1%
							100% 100%		

Filings by Division & Code

Division	Case Type Description	Code	Summary	Change	% Change	Absolute Change
Adult	Misdemeanor	CM	40	↔		-
	Show Cause	SC	38	▲	-13.6%	-6
	Other	OT	34	▼	-24.4%	-11
	Civil Support	VS	33	▲	+22.2%	+6
	Family Abuse - Protective Order	FP	24	▲	+14.3%	+3
	Felony	CF	12	▼	-40.0%	-8
	Capias	CA	8	▲	+14.3%	+1
	Motion - Protective Order	MP	6	▲	+100.0%	+3
	Non-Family Abuse Protective Order	AP	1	↔		-
	Remand Support	RS	0	▼	-100.0%	-1
Total			196	▼	-6.2%	-13
Juvenile	Custody Visitation	CV	115	▲	+9.5%	+10
	Traffic	T	12	▼	-36.8%	-7
	Misdemeanor	DM	9	▲	+28.6%	+2
	Truancy	TR	9	▲	+12.5%	+1
	Abuse and Neglect	AN	4	▼	-20.0%	-1
	Permanency Planning	PH	4	▲	+300.0%	+3
	Child In Need of Services	CS	2	▲	-	+2
	Temporary Detention Order	TD	2	↔		-
	Felony	DF	1	↔		-
	Foster Care Review	FC	1	▼	-66.7%	-2
	Initial Foster Care	IF	1	▼	-83.3%	-5
	Other	OT	1	↔		-
	Paternity	PT	0	▼	-100.0%	-3
	Show Cause	SC	0	▼	-100.0%	-3
Total			161	▼	-1.8%	-3
GRAND TOTAL			357	▼	-4.3%	-16

Filings by Major Case Category**

Category	Summary	Change	% Change	Absolute Change
Adult Criminal	83	▼	-19.4%	-20
Child Dependency	10	▲	-33.3%	-5
Child in Need of Services/Supervision	11	▲	+22.2%	+2
Custody and Visitation	115	▼	+6.5%	+7
Delinquency	10	▼		0
Other	37	▼	-24.5%	-12
Protective Orders	31	▲	+24.0%	+6
Support	48	▲	+37.1%	+13
Traffic	12	▼	-36.8%	-7
GRAND TOTAL	357	▼	-4.3%	-16

2025 Overall GRAND TOTAL		Distribution of Caseload			Change*		Percentage (%) of Caseload		
2025 2024	254 10.0% ↑	Adult	137	54%	21.2%	▲	+24	Adult	2024 48.9%
		Juvenile	117	46%	-0.8%	▼	-1	Juvenile	2025 51.1%
		GRAND TOTAL	254	100%	10.0%	▲	+23	GRAND TOTAL	100%

Filings by Division & Code

Division	Case Type Description	Code	Summary	Change	% Change	Absolute Change
Adult	Other	OT	29	▲	+3.6%	+1
	Civil Support	VS	28	▲	+3.7%	+1
	Misdemeanor	CM	27	▲	+170.0%	+17
	Family Abuse - Protective Order	FP	19	▲	+18.8%	+3
	Show Cause	SC	19	▲	+18.8%	+3
	Felony	CF	10	▲	+100.0%	+5
	Non-Family Abuse Protective Order	AP	2	↔		-
	Capias	CA	1	▼	-66.7%	-2
	Motion - Protective Order	MP	1	▼	-80.0%	-4
	Violation of Protective Order	PV	1	▲	-	+1
	Violation Family Abuse Protective Order	PS	0	▼	-100.0%	-1
	Total		137	▲	21.2%	+24
Juvenile	Custody Visitation	CV	53	▼	-18.5%	-12
	Misdemeanor	DM	17	▲	+30.8%	+4
	Abuse and Neglect	AN	7	▲	+75.0%	+3
	Paternity	PT	7	▲	+250.0%	+5
	Felony	DF	5	↔		-
	Foster Care Review	FC	5	▲	+400.0%	+4
	Remand Custody	RC	5	▲	-	+5
	Non-Family Abuse Protective Order	AP	4	↔		-
	Initial Foster Care	IF	3	▲	-	+3
	Other	OT	3	↔		-
	Traffic	T	3	▼	-50.0%	-3
	Child In Need of Services	CS	2	▲	+100.0%	+1
	Temporary Detention Order	TD	2	↔		-
	Voluntary Continuing Services and Support Agreem	VA	1	▲	-	+1
	Emergency Custody Order	EC	0	▼	-100.0%	-1
	Motion - Protective Order	MP	0	▼	-100.0%	-6
	Permanency Planning	PH	0	▼	-100.0%	-1
	Terminate Parental Rights	TP	0	▼	-100.0%	-2
	Truancy	TR	0	▼	-100.0%	-2
	Total		117	▼	-0.8%	-1
	GRAND TOTAL		254	▲	10.0%	+23

Filings by Major Case Category**

Category	Summary	Change	% Change	Absolute Change
Adult Criminal	48	▲	+41.2%	+14
Child Dependency	16	▲	+100.0%	+8
Child in Need of Services/Supervision	2	↔	-33.3%	-1
Custody and Visitation	60	▲	-10.4%	-7
Delinquency	22	▲	+22.2%	+4
Other	39	▲	+14.7%	+5
Protective Orders	26	▼	-21.2%	-7
Support	38	▲	+35.7%	+10
Traffic	3	▼	-50.0%	-3

GRAND TOTAL	254	▲	10.0%	+23
-------------	-----	---	-------	-----

2025 Overall GRAND TOTAL		Distribution of Caseload			Change*		Percentage (%) of Caseload			
2025 2024	<div>225</div> <div>+2</div> <div>0.9%</div> <div>↑</div>	Adult	88	39%	-32.8%	▼	-43	Adult	2024 58.7%	2025 39.1%
		Juvenile	137	61%	48.9%	▲	+45	Juvenile	41.3%	60.9%
		GRAND TOTAL	225	100%	0.9%	▲	+2	GRAND TOTAL	100%	100%

Filings by Division & Code

Division	Case Type Description	Code	Summary	Change	% Change	Absolute Change
Adult	Civil Support	VS	29	▲	+7.4%	+2
	Show Cause	SC	20	▼	-20.0%	-5
	Other	OT	15	▼	-16.7%	-3
	Misdemeanor	CM	10	▼	-44.4%	-8
	Family Abuse - Protective Order	FP	8	▼	-55.6%	-10
	Capias	CA	5	▼	-28.6%	-2
	Felony	CF	1	▼	-91.7%	-11
	Motion - Protective Order	MP	0	▼	-100.0%	-3
	Non-Family Abuse Protective Order	AP	0	▼	-100.0%	-2
	Violation of Protective Order	PV	0	▼	-100.0%	-1
	Total		88	▼	-32.8%	-43
Juvenile	Custody Visitation	CV	101	▲	+83.6%	+46
	Misdemeanor	DM	13	▲	+18.2%	+2
	Child In Need of Services	CS	6	▲	+500.0%	+5
	Truancy	TR	4	▼	-20.0%	-1
	Abuse and Neglect	AN	3	▼	-40.0%	-2
	Paternity	PT	3	▲	+200.0%	+2
	Felony	DF	2	▲	-	+2
	Show Cause	SC	2	▲	-	+2
	Non-Family Abuse Protective Order	AP	1	▲	-	+1
	Status	ST	1	▲	-	+1
	Traffic	T	1	▼	-66.7%	-2
	Capias	CA	0	▼	-100.0%	-1
	Family Abuse - Protective Order	FP	0	▼	-100.0%	-2
	Motion - Protective Order	MP	0	▼	-100.0%	-7
	Relief of Custody	CR	0	▼	-100.0%	-1
	Total		137	▲	48.9%	+45
GRAND TOTAL			225	▲	0.9%	+2

Filings by Major Case Category**

Category	Summary	Change	% Change	Absolute Change
Adult Criminal	25	▼	-51.0%	-26
Child Dependency	3	▼	-50.0%	-3
Child in Need of Services/Supervision	10	▲	+66.7%	+4
Custody and Visitation	104	▲	+82.5%	+47
Delinquency	17	▲	+54.5%	+6
Juvenile Miscellaneous	1	▲	-	+1
Other	15	▼	-16.7%	-3
Protective Orders	9	▲	-71.9%	-23
Support	40	▼	+2.6%	+1
Traffic	1	▼	-66.7%	-2
GRAND TOTAL	225	▲	0.9%	+2

2025 Overall GRAND TOTAL		Distribution of Caseload		Change*		Percentage (%) of Caseload		
<div>2025 <div></div></div> <div>2024 <div></div></div> <div>1,013</div> <div>+199 24.4%</div> <div>↑</div>	<div>Adult</div> <div>Juvenile</div> <div>GRAND TOTAL</div>		676 337 1,013	67% 33% 100%	60.6% ▲ -14.2% ▼ 24.4% ▲	+255 -56 +199	<div>Adult</div> <div>Juvenile</div> <div>GRAND TOTAL</div>	<div>2024</div> <div>2025</div> <div>51.7% 66.7%</div> <div>48.3% 33.3%</div> <div>100% 100%</div>

Filings by Division & Code

Division	Case Type Description	Code	Summary	Change	% Change	Absolute Change
Adult	Show Cause	SC	220	▲	+233.3%	+154
	Misdemeanor	CM	163	▲	+53.8%	+57
	Civil Support	VS	97	▲	+10.2%	+9
	Other	OT	78	↔		-
	Family Abuse - Protective Order	FP	46	▲	+48.4%	+15
	Felony	CF	39	▲	+85.7%	+18
	Capias	CA	20	▲	+5.3%	+1
	Violation of Protective Order	PV	4	▲	+100.0%	+2
	Motion - Protective Order	MP	3	▲	+50.0%	+1
	Non-Family Abuse Protective Order	AP	3	↔		-
	Remand Support	RS	1	↔		-
	Restricted License for Non-Support	SL	1	↔		-
	Violation Family Abuse Protective Order	PS	1	▼	-66.7%	-2
Total			676	▲	60.6%	+255
Juvenile	Custody Visitation	CV	193	▼	-10.2%	-22
	Misdemeanor	DM	44	▼	-31.3%	-20
	Traffic	T	35	▲	+169.2%	+22
	Felony	DF	17	▼	-32.0%	-8
	Paternity	PT	16	▲	+60.0%	+6
	Status	ST	6	▲	-	+6
	Foster Care Review	FC	5	▲	+400.0%	+4
	Temporary Detention Order	TD	4	▲	+33.3%	+1
	Truancy	TR	4	↔		-
	Motion - Protective Order	MP	3	▼	-70.0%	-7
	Abuse and Neglect	AN	2	▲	+100.0%	+1
	Non-Family Abuse Protective Order	AP	2	▼	-33.3%	-1
	Voluntary Continuing Services and Support Agreem	VA	2	▼	-50.0%	-2
	Emergency Custody Order	EC	1	▼	-75.0%	-3
	Mental Commitment	MC	1	▲	-	+1
	Permanency Planning	PH	1	▼	-80.0%	-4
	Special Immigrant Juvenile Status	SI	1	▲	-	+1
	Capias	CA	0	▼	-100.0%	-2
	Child In Need of Services	CS	0	▼	-100.0%	-4
	Civil Violation	CI	0	▼	-100.0%	-5
	Emancipation	EP	0	▼	-100.0%	-1
	Family Abuse - Protective Order	FP	0	▼	-100.0%	-1
	Initial Foster Care	IF	0	▼	-100.0%	-1
	Other	OT	0	▼	-100.0%	-1
	Qualified Residential Treatment	QR	0	▼	-100.0%	-1
	Relief of Custody	CR	0	▼	-100.0%	-5
	Remand Custody	RC	0	▼	-100.0%	-2
	Remand Visitation	RV	0	▼	-100.0%	-2
	Terminate Parental Rights	TP	0	▼	-100.0%	-6
Total			337	▼	-14.2%	-56
GRAND TOTAL			1,013	▲	24.4%	+199

Filings by Major Case Category**

Category	Summary	Change	% Change	Absolute Change
Adult Criminal	297	▲	+52.3%	+102
Child Dependency	10	▼	-58.3%	-14
Child in Need of Services/Supervision	4	▼	-50.0%	-4
Custody and Visitation	209	▲	-7.1%	-16
Delinquency	61	▼	-33.0%	-30
Juvenile Miscellaneous	6	▲	+500.0%	+5
New to Workload Study	1	▲	-80.0%	-4
Other	85	▲	-6.6%	-6
Protective Orders	57	▼	+14.0%	+7
Support	248	▲	+123.4%	+137
Traffic	35	▲	+169.2%	+22
GRAND TOTAL	1,013	▲	24.4%	+199

2025 Overall GRAND TOTAL		Distribution of Caseload			Change*		Percentage (%) of Caseload			
<div>2025 <div></div></div> <div>2024 <div></div></div> <div>↔</div>	<div>322</div> <div>0</div> <div>0.0%</div>	Adult	159	49%	-0.6%	▼	-1	Adult	2024	2025
		Juvenile	163	51%	0.6%	▲	+1	Juvenile	49.7%	49.4%
		GRAND TOTAL	322	100%	0.0%		0	GRAND TOTAL	50.3%	50.6%
									100%	

Filings by Division & Code

Division	Case Type Description	Code	Summary	Change	% Change	Absolute Change
Adult	Show Cause	SC	46	▲	+100.0%	+23
	Other	OT	26	▲	+8.3%	+2
	Civil Support	VS	25	▼	-28.6%	-10
	Misdemeanor	CM	24	▼	-38.5%	-15
	Family Abuse - Protective Order	FP	15	▼	-11.8%	-2
	Felony	CF	10	▼	-23.1%	-3
	Capias	CA	6	▲	+50.0%	+2
	Violation of Protective Order	PV	3	▲	+50.0%	+1
	Motion - Protective Order	MP	2	↔		-
	Protective Order	PC	1	▲	-	+1
	Restricted License for Non-Support	SL	1	▲	-	+1
	Non-Family Abuse Protective Order	AP	0	▼	-100.0%	-1
	Total		159	▼	-0.6%	-1
Juvenile	Custody Visitation	CV	68	▼	-15.0%	-12
	Misdemeanor	DM	45	▲	+32.4%	+11
	Abuse and Neglect	AN	10	▲	+42.9%	+3
	Truancy	TR	10	▲	+150.0%	+6
	Traffic	T	8	▲	+100.0%	+4
	Civil Violation	CI	3	▲	+200.0%	+2
	Felony	DF	3	↔		-
	Motion - Protective Order	MP	3	▲	-	+3
	Paternity	PT	3	▲	+50.0%	+1
	Temporary Detention Order	TD	3	▲	+200.0%	+2
	Foster Care Review	FC	2	▲	+100.0%	+1
	Special Immigrant Juvenile Status	SI	2	▲	-	+2
	Capias	CA	1	▲	-	+1
	Permanency Planning	PH	1	▼	-75.0%	-3
	Relief of Custody	CR	1	▲	-	+1
	Child In Need of Services	CS	0	▼	-100.0%	-5
	Entrustment	ET	0	▼	-100.0%	-5
	Non-Family Abuse Protective Order	AP	0	▼	-100.0%	-1
	Show Cause	SC	0	▼	-100.0%	-2
	Status	ST	0	▼	-100.0%	-4
	Terminate Parental Rights	TP	0	▼	-100.0%	-3
	Voluntary Continuing Services and Support Agreem	VA	0	▼	-100.0%	-1
	Total		163	▲	0.6%	+1
GRAND TOTAL			322		0.0%	0

Filings by Major Case Category**

Category	Summary	Change	% Change	Absolute Change
Adult Criminal	67	▲	-13.0%	-10
Child Dependency	14	▲	-33.3%	-7
Child in Need of Services/Supervision	10	▲	+11.1%	+1
Custody and Visitation	71	▲	-13.4%	-11
Delinquency	49	▲	+25.6%	+10
Juvenile Miscellaneous	0	▼	-100.0%	-4
New to Workload Study	5	▲	+400.0%	+4

Other	29	▲	+16.0%	+4
Protective Orders	20	▲	-4.8%	-1
Support	49	▲	+25.6%	+10
Traffic	8	▲	+100.0%	+4
GRAND TOTAL	322		0.0%	0

2025 Overall GRAND TOTAL		Distribution of Caseload			Change*		Percentage (%) of Caseload		
2025 <div></div> 2024 <div></div>	871 +33 3.9% ↑	Adult	438	50%	6.6%	▲	+27	Adult	2024 49.0% 2025 50.3%
		Juvenile	433	50%	1.4%	▲	+6	Juvenile	51.0% 49.7%
		GRAND TOTAL	871	100%	3.9%	▲	+33	GRAND TOTAL	100% 100%

Filings by Division & Code

Division	Case Type Description	Code	Summary	Change	% Change	Absolute Change
Adult	Show Cause	SC	137	▲	+93.0%	+66
	Civil Support	VS	95	▲	+18.8%	+15
	Misdemeanor	CM	71	▼	-19.3%	-17
	Other	OT	63	▲	+6.8%	+4
	Family Abuse - Protective Order	FP	27	▼	-41.3%	-19
	Felony	CF	19	▼	-44.1%	-15
	Capias	CA	14	▼	-12.5%	-2
	Remand Support	RS	5	▲	+400.0%	+4
	Motion - Protective Order	MP	3	▼	-57.1%	-4
	Violation of Protective Order	PV	3	▲	+50.0%	+1
	Restricted License for Non-Support	SL	1	▲	-	+1
	Non-Family Abuse Protective Order	AP	0	▼	-100.0%	-3
	Protective Order	PC	0	▼	-100.0%	-3
	Violation Family Abuse Protective Order	PS	0	▼	-100.0%	-1
	Total		438	▲	6.6%	+27
Juvenile	Custody Visitation	CV	226	▲	+3.7%	+8
	Misdemeanor	DM	76	▲	+18.8%	+12
	Abuse and Neglect	AN	19	▲	+375.0%	+15
	Paternity	PT	18	▼	-25.0%	-6
	Motion - Protective Order	MP	16	▼	-48.4%	-15
	Traffic	T	11	▼	-52.2%	-12
	Foster Care Review	FC	9	▲	+28.6%	+2
	Permanency Planning	PH	8	▲	+60.0%	+3
	Felony	DF	7	▲	+16.7%	+1
	Child In Need of Services	CS	6	↔	-	-
	Remand Custody	RC	6	▲	+500.0%	+5
	Remand Visitation	RV	6	▲	+500.0%	+5
	Truancy	TR	6	▼	-60.0%	-9
	Terminate Parental Rights	TP	5	▲	+66.7%	+2
	Relief of Custody	CR	4	▲	+300.0%	+3
	Status	ST	3	▼	-66.7%	-6
	Initial Foster Care	IF	2	▼	-33.3%	-1
	Non-Family Abuse Protective Order	AP	2	▲	+100.0%	+1
	Temporary Detention Order	TD	2	▲	-	+2
	Emergency Custody Order	EC	1	▼	-66.7%	-2
	Civil Violation	CI	0	▼	-100.0%	-1
	Voluntary Continuing Services and Support Agreen	VA	0	▼	-100.0%	-1
	Total		433	▲	1.4%	+6
GRAND TOTAL			871	▲	3.9%	+33

Filings by Major Case Category**

Category	Summary	Change	% Change	Absolute Change
Adult Criminal	152	▼	-19.1%	-36
Child Dependency	47	▲	+95.8%	+23
Child in Need of Services/Supervision	12	▼	-42.9%	-9
Custody and Visitation	244	▼	+0.8%	+2
Delinquency	83	▲	+18.6%	+13

Juvenile Miscellaneous	3	▼	-66.7%	-6
New to Workload Study	0	▼	-100.0%	-1
Other	83	▲	+27.7%	+18
Protective Orders	48	▼	-45.5%	-40
Support	188	▲	+75.7%	+81
Traffic	11	▼	-52.2%	-12
GRAND TOTAL	871	▲	3.9%	+33

2025 Overall GRAND TOTAL		Distribution of Caseload			Change*		Percentage (%) of Caseload		
<div>2025 <div></div></div> <div>2024 <div></div></div> <div>437</div> <div>+12 2.8%</div> <div>↑</div>	Adult	248	57%	15.3%	▲	+33	Adult	2024	2025
	Juvenile	189	43%	-10.0%	▼	-21	Juvenile	50.6%	56.8%
	GRAND TOTAL	437	100%	2.8%	▲	+12	GRAND TOTAL	100%	100%

Filings by Division & Code

Division	Case Type Description	Code	Summary	Change	% Change	Absolute Change
Adult	Show Cause	SC	79	▲	+203.8%	+53
	Civil Support	VS	51	▼	-21.5%	-14
	Other	OT	39	▲	+5.4%	+2
	Misdemeanor	CM	35	↔	-	-
	Family Abuse - Protective Order	FP	20	▼	-16.7%	-4
	Felony	CF	11	▼	-8.3%	-1
	Capias	CA	10	▼	-16.7%	-2
	Non-Family Abuse Protective Order	AP	1	▲	-	+1
	Restricted License for Non-Support	SL	1	▲	-	+1
	Return of Desposit (Bondsman)	RD	1	▲	-	+1
	Motion - Protective Order	MP	0	▼	-100.0%	-3
	Protective Order	PC	0	▼	-100.0%	-1
	Total		248	▲	15.3%	+33
Juvenile	Custody Visitation	CV	102	▼	-23.3%	-31
	Misdemeanor	DM	27	▲	+3.8%	+1
	Traffic	T	18	▲	+28.6%	+4
	Truancy	TR	7	▲	+75.0%	+3
	Felony	DF	6	▲	+500.0%	+5
	Paternity	PT	6	▼	-33.3%	-3
	Abuse and Neglect	AN	5	▲	+400.0%	+4
	Child In Need of Services	CS	3	▼	-25.0%	-1
	Motion - Protective Order	MP	3	▼	-25.0%	-1
	Non-Family Abuse Protective Order	AP	3	▲	+50.0%	+1
	Temporary Detention Order	TD	3	▼	-25.0%	-1
	Emergency Custody Order	EC	2	↔	-	-
	Capias	CA	1	▼	-66.7%	-2
	Civil Violation	CI	1	↔	-	-
	Relief of Custody	CR	1	▲	-	+1
	Remand Custody	RC	1	▲	-	+1
	Foster Care Review	FC	0	▼	-100.0%	-1
	Show Cause	SC	0	▼	-100.0%	-1
	Total		189	▼	-10.0%	-21
	GRAND TOTAL		437	▲	2.8%	+12

Filings by Major Case Category**

Category	Summary	Change	% Change	Absolute Change
Adult Criminal	87	▲	+35.9%	+23
Child Dependency	6	▲	+200.0%	+4
Child in Need of Services/Supervision	10	▲	+25.0%	+2
Custody and Visitation	108	▼	-23.9%	-34
Delinquency	34	▲	+9.7%	+3
New to Workload Study	1	↔	-	0
Other	46	▲	+7.0%	+3
Protective Orders	27	▲	-18.2%	-6
Support	100	▲	+14.9%	+13
Traffic	18	▲	+28.6%	+4

GRAND TOTAL	437	▲	2.8%	+12
-------------	-----	---	------	-----

2025 Overall GRAND TOTAL		Distribution of Caseload			Change*		Percentage (%) of Caseload		
<div>2025 <div></div></div> <div>2024 <div></div></div> <div>443</div> <div>+102 29.9%</div> <div>↑</div>	Adult		234	53%	25.8%	▲	+48	Adult	2024 54.5%
	Juvenile		209	47%	34.8%	▲	+54	Juvenile	2025 47.2%
	GRAND TOTAL		443	100%	29.9%	▲	+102	GRAND TOTAL	100%

Filings by Division & Code

Division	Case Type Description	Code	Summary	Change	% Change	Absolute Change
Adult	Show Cause	SC	58	▲	+262.5%	+42
	Civil Support	VS	45	▲	+18.4%	+7
	Misdemeanor	CM	39	▼	-25.0%	-13
	Other	OT	33	▲	+6.5%	+2
	Felony	CF	20	▼	-9.1%	-2
	Capias	CA	17	▲	+54.5%	+6
	Family Abuse - Protective Order	FP	13	▲	+18.2%	+2
	Non-Family Abuse Protective Order	AP	4	▲	+100.0%	+2
	Motion - Protective Order	MP	3	▲	+50.0%	+1
	Remand Support	RS	1	↔		-
	Restricted License for Non-Support	SL	1	▲	-	+1
	Total		234	▲	25.8%	+48
Juvenile	Custody Visitation	CV	105	▲	+61.5%	+40
	Show Cause	SC	66	▲	+88.6%	+31
	Misdemeanor	DM	15	▲	+50.0%	+5
	Remand Custody	RC	5	▲	+150.0%	+3
	Abuse and Neglect	AN	4	▲	-	+4
	Felony	DF	4	▼	-33.3%	-2
	Non-Family Abuse Protective Order	AP	3	▲	+50.0%	+1
	Truancy	TR	3	▼	-83.3%	-15
	Voluntary Continuing Services and Support Agreem	VA	2	▲	+100.0%	+1
	Permanency Planning	PH	1	▲	-	+1
	Traffic	T	1	▼	-66.7%	-2
	Child In Need of Services	CS	0	▼	-100.0%	-1
	Foster Care Review	FC	0	▼	-100.0%	-1
	Initial Foster Care	IF	0	▼	-100.0%	-1
	Paternity	PT	0	▼	-100.0%	-1
	Special Immigrant Juvenile Status	SI	0	▼	-100.0%	-2
	Status	ST	0	▼	-100.0%	-1
	Temporary Detention Order	TD	0	▼	-100.0%	-2
	Terminate Parental Rights	TP	0	▼	-100.0%	-4
	Total		209	▲	34.8%	+54
	GRAND TOTAL		443	▲	29.9%	+102

Filings by Major Case Category**

Category	Summary	Change	% Change	Absolute Change
Adult Criminal	99	▲	+3.1%	+3
Child Dependency	7	▲		0
Child in Need of Services/Supervision	3	▼	-84.2%	-16
Custody and Visitation	105	▼	+59.1%	+39
Delinquency	85	▲	+66.7%	+34
Juvenile Miscellaneous	0	▼	-100.0%	-1
New to Workload Study	0	▼	-100.0%	-2
Other	39	▲	+8.3%	+3
Protective Orders	23	▲	+35.3%	+6
Support	81	▲	+88.4%	+38

Traffic		1	▼	-66.7%	-2
	<i>GRAND TOTAL</i>	443	▲	29.9%	+102

2025 Overall GRAND TOTAL		Distribution of Caseload			Change*		Percentage (%) of Caseload			
<div>2025 <div></div></div> <div>2024 <div></div></div>	<div>842</div> <div>-33</div> <div>-3.8%</div> <div>↓</div>	Adult	486	58%	10.5%	▲	+46	Adult	50.3%	57.7%
		Juvenile	356	42%	-18.2%	▼	-79	Juvenile	49.7%	42.3%
		GRAND TOTAL	842	100%	-3.8%	▼	-33	GRAND TOTAL	100%	100%
							2024	2025		
							50.3%	57.7%		
							49.7%	42.3%		
							100%	100%		

Filings by Division & Code

Division	Case Type Description	Code	Summary	Change	% Change	Absolute Change
Adult	Show Cause	SC	127	▲	+86.8%	+59
	Misdemeanor	CM	110	▲	+18.3%	+17
	Civil Support	VS	87	▲	+16.0%	+12
	Other	OT	78	▲	-2.5%	-2
	Family Abuse - Protective Order	FP	30	▲	+42.9%	+9
	Felony	CF	27	▼	-62.5%	-45
	Capias	CA	26	▲	+8.3%	+2
	Motion - Protective Order	MP	1	▼	-66.7%	-2
	Criminal Support	CS	0	▼	-100.0%	-1
	Non-Family Abuse Protective Order	AP	0	▼	-100.0%	-3
Total			486	▲	10.5%	+46
Juvenile	Custody Visitation	CV	211	▼	-22.1%	-60
	Traffic	T	36	▲	+50.0%	+12
	Misdemeanor	DM	28	▼	-58.8%	-40
	Permanency Planning	PH	14	▲	+55.6%	+5
	Show Cause	SC	14	▲	+600.0%	+12
	Foster Care Review	FC	11	▼	-15.4%	-2
	Abuse and Neglect	AN	10	▼	-28.6%	-4
	Felony	DF	10	▲	+150.0%	+6
	Child In Need of Services	CS	7	▲	+600.0%	+6
	Initial Foster Care	IF	4	▼	-50.0%	-4
	Temporary Detention Order	TD	3	↔		-
	Truancy	TR	3	▲	+200.0%	+2
	Paternity	PT	2	▼	-50.0%	-2
	Other	OT	1	↔		-
	Status	ST	1	▲	-	+1
	Terminate Parental Rights	TP	1	▼	-75.0%	-3
	Capias	CA	0	▼	-100.0%	-1
	Emergency Custody Order	EC	0	▼	-100.0%	-4
	Non-Family Abuse Protective Order	AP	0	▼	-100.0%	-1
	Relief of Custody	CR	0	▼	-100.0%	-1
	Voluntary Continuing Services and Support Agreem	VA	0	▼	-100.0%	-1
Total			356	▼	-18.2%	-79
GRAND TOTAL			842	▼	-3.8%	-33

Filings by Major Case Category**

Category	Summary	Change	% Change	Absolute Change
Adult Criminal	223	▼	-4.3%	-10
Child Dependency	40	▼	-20.0%	-10
Child in Need of Services/Supervision	10	▲	+400.0%	+8
Custody and Visitation	213	▼	-22.5%	-62
Delinquency	52	▲	-30.7%	-23
Juvenile Miscellaneous	1	▲	-	+1
Other	82	▲	-6.8%	-6
Protective Orders	31	▼	+10.7%	+3
Support	154	▲	+54.0%	+54

Traffic	36	▲	+50.0%	+12
<i>GRAND TOTAL</i>	842	▼	-3.8%	-33

2025 Overall GRAND TOTAL		Distribution of Caseload			Change*		Percentage (%) of Caseload		
<div>2025 <div></div></div> <div>2024 <div></div></div> <div>393</div> <div>+38</div> <div>10.7%</div> <div>↑</div>	Adult	209	53%	5.6%	▲	+11	Adult	2024	2025
	Juvenile	184	47%	17.2%	▲	+27	Juvenile	55.8%	53.2%
	GRAND TOTAL	393	100%	10.7%	▲	+38	GRAND TOTAL	100%	100%

Filings by Division & Code

Division	Case Type Description	Code	Summary	Change	% Change	Absolute Change
Adult	Show Cause	SC	45	▲	+7.1%	+3
	Other	OT	41	▲	+13.9%	+5
	Misdemeanor	CM	40	▲	+5.3%	+2
	Civil Support	VS	32	▼	-17.9%	-7
	Capias	CA	15	▼	-6.3%	-1
	Family Abuse - Protective Order	FP	14	▲	+75.0%	+6
	Felony	CF	13	▲	+62.5%	+5
	Motion - Protective Order	MP	4	▼	-20.0%	-1
	Violation of Protective Order	PV	3	↔		-
	Protective Order	PC	2	▲	+100.0%	+1
	Non-Family Abuse Protective Order	AP	0	▼	-100.0%	-2
	Total		209	▲	5.6%	+11
Juvenile	Custody Visitation	CV	96	▲	+37.1%	+26
	Show Cause	SC	26	▲	+52.9%	+9
	Abuse and Neglect	AN	14	▲	+55.6%	+5
	Misdemeanor	DM	10	▼	-56.5%	-13
	Truancy	TR	10	▼	-16.7%	-2
	Traffic	T	9	▲	+80.0%	+4
	Felony	DF	5	↔		-
	Status	ST	4	▲	+300.0%	+3
	Paternity	PT	3	▲	+200.0%	+2
	Child In Need of Services	CS	2	▼	-33.3%	-1
	Initial Foster Care	IF	1	▲	-	+1
	Non-Family Abuse Protective Order	AP	1	↔		-
	Special Immigrant Juvenile Status	SI	1	▲	-	+1
	Temporary Detention Order	TD	1	▼	-50.0%	-1
	Voluntary Continuing Services and Support Agreem	VA	1	▼	-50.0%	-1
	Motion - Protective Order	MP	0	▼	-100.0%	-5
	Other	OT	0	▼	-100.0%	-1
	Total		184	▲	17.2%	+27
	GRAND TOTAL		393	▲	10.7%	+38

Filings by Major Case Category**

Category	Summary	Change	% Change	Absolute Change
Adult Criminal	93	▲	+3.3%	+3
Child Dependency	16	▲	+45.5%	+5
Child in Need of Services/Supervision	12	▼	-20.0%	-3
Custody and Visitation	99	▲	+39.4%	+28
Delinquency	41	▼	-8.9%	-4
Juvenile Miscellaneous	4	▲	+300.0%	+3
New to Workload Study	1	▲	-	+1
Other	42	▲	+7.7%	+3
Protective Orders	19	▼	-9.5%	-2
Support	57	▲		0
Traffic	9	▲	+80.0%	+4

GRAND TOTAL	393	▲	10.7%	+38
-------------	-----	---	-------	-----

2025 Overall GRAND TOTAL		Distribution of Caseload			Change*		Percentage (%) of Caseload		
<div>2025 <div></div></div> <div>2024 <div></div></div> <div>1,497</div> <div>+116</div> <div>8.4%</div> <div>↑</div>	Adult	968	65%	4.6% ▲	+43	Adult	2024	2025	
	Juvenile	529	35%	16.0% ▲	+73	Juvenile	67.0%	64.7%	
	GRAND TOTAL	1,497	100%	8.4% ▲	+116	GRAND TOTAL	33.0%	35.3%	
							100%	100%	

Filings by Division & Code

Division	Case Type Description	Code	Summary	Change	% Change	Absolute Change
Adult	Misdemeanor	CM	318	▲	+21.4%	+56
	Civil Support	VS	186	▲	+15.5%	+25
	Other	OT	161	▼	-37.1%	-95
	Felony	CF	93	▲	+60.3%	+35
	Capias	CA	79	▲	+61.2%	+30
	Show Cause	SC	68	▼	-9.3%	-7
	Family Abuse - Protective Order	FP	53	▲	+6.0%	+3
	Bond Forfeiture	BF	4	▲	+100.0%	+2
	Motion - Protective Order	MP	2	▼	-60.0%	-3
	Non-Family Abuse Protective Order	AP	2	▲	-	+2
	Restricted License for Non-Support	SL	1	↔	-	-
	Violation of Protective Order	PV	1	▼	-80.0%	-4
	Protective Order	PC	0	▼	-100.0%	-1
Total			968	▲	4.6%	+43
Juvenile	Custody Visitation	CV	294	▲	+21.5%	+52
	Mental Commitment	MC	57	▼	-6.6%	-4
	Misdemeanor	DM	43	▲	+4.9%	+2
	Felony	DF	32	▲	+39.1%	+9
	Traffic	T	18	▲	+157.1%	+11
	Abuse and Neglect	AN	17	▲	+88.9%	+8
	Paternity	PT	11	▲	+57.1%	+4
	Permanency Planning	PH	10	▼	-9.1%	-1
	Truancy	TR	9	▲	+50.0%	+3
	Temporary Detention Order	TD	8	▲	+14.3%	+1
	Foster Care Review	FC	6	▲	+500.0%	+5
	Initial Foster Care	IF	6	▲	+500.0%	+5
	Show Cause	SC	6	▼	-45.5%	-5
	Emergency Custody Order	EC	3	▼	-50.0%	-3
	Child In Need of Services	CS	2	▲	+100.0%	+1
	Non-Family Abuse Protective Order	AP	2	▼	-60.0%	-3
	Terminate Parental Rights	TP	2	↔	-	-
	Capias	CA	1	▲	-	+1
	Emancipation	EP	1	↔	-	-
	Voluntary Continuing Services and Support Agreen	VA	1	▼	-50.0%	-1
	Civil Violation	CI	0	▼	-100.0%	-1
	Other	OT	0	▼	-100.0%	-4
	Special Immigrant Juvenile Status	SI	0	▼	-100.0%	-3
	Status	ST	0	▼	-100.0%	-4
Total			529	▲	16.0%	+73
GRAND TOTAL			1,497	▲	8.4%	+116

Filings by Major Case Category**

Category	Summary	Change	% Change	Absolute Change
Adult Criminal	523	▲	+29.1%	+118
Child Dependency	42	▲	+61.5%	+16
Child in Need of Services/Supervision	11	▲	+57.1%	+4
Custody and Visitation	305	▲	+22.5%	+56

Delinquency	82	▲	+9.3%	+7
Juvenile Miscellaneous	1	▼	-80.0%	-4
New to Workload Study	0	▼	-100.0%	-4
Other	229	▼	-31.4%	-105
Protective Orders	59	▲	-1.7%	-1
Support	227	▲	+8.6%	+18
Traffic	18	▲	+157.1%	+11
GRAND TOTAL	1,497	▲	8.4%	+116

2025 Overall GRAND TOTAL		Distribution of Caseload			Change*		Percentage (%) of Caseload			
<div>2025 <div></div></div> <div>2024 <div></div></div>	<div>337</div> <div>-134</div> <div>-28.5%</div> <div></div>	Adult	165	49%	-31.3%	▼	-75	Adult	2024	2025
		Juvenile	172	51%	-25.5%	▼	-59	Juvenile	51.0%	49.0%
		GRAND TOTAL	337	100%	-28.5%	▼	-134	GRAND TOTAL	100%	100%

Filings by Division & Code

Division	Case Type Description	Code	Summary	Change	% Change	Absolute Change
Adult	Civil Support	VS	36	▼	-33.3%	-18
	Misdemeanor	CM	33	↔		-
	Show Cause	SC	30	▼	-49.2%	-29
	Other	OT	26	▼	-16.1%	-5
	Capias	CA	16	▲	+6.7%	+1
	Family Abuse - Protective Order	FP	12	▼	-7.7%	-1
	Felony	CF	7	▼	-65.0%	-13
	Motion - Protective Order	MP	4	↔		-
	Non-Family Abuse Protective Order	AP	1	▼	-66.7%	-2
	Remand Support	RS	0	▼	-100.0%	-8
Total			165	▼	-31.3%	-75
Juvenile	Custody Visitation	CV	102	▼	-33.3%	-51
	Misdemeanor	DM	29	▲	+61.1%	+11
	Traffic	T	9	▲	+28.6%	+2
	Abuse and Neglect	AN	6	▲	+50.0%	+2
	Non-Family Abuse Protective Order	AP	5	▲	-	+5
	Initial Foster Care	IF	4	▲	+300.0%	+3
	Child In Need of Services	CS	3	▼	-57.1%	-4
	Truancy	TR	3	▼	-50.0%	-3
	Paternity	PT	2	▲	-	+2
	Permanency Planning	PH	2	↔		-
	Show Cause	SC	2	▼	-80.0%	-8
	Voluntary Continuing Services and Support Agreement	VA	2	▲	+100.0%	+1
	Felony	DF	1	▼	-83.3%	-5
	Foster Care Review	FC	1	▼	-50.0%	-1
	Other	OT	1	↔		-
	Civil Violation	CI	0	▼	-100.0%	-2
	Remand Custody	RC	0	▼	-100.0%	-5
	Remand Visitation	RV	0	▼	-100.0%	-5
	Status	ST	0	▼	-100.0%	-1
Total			172	▼	-25.5%	-59
GRAND TOTAL			337	▼	-28.5%	-134

Filings by Major Case Category**

Category	Summary	Change	% Change	Absolute Change
Adult Criminal	62	▼	-41.0%	-43
Child Dependency	15	▲	+50.0%	+5
Child in Need of Services/Supervision	6	▼	-53.8%	-7
Custody and Visitation	104	▲	-32.0%	-49
Delinquency	32	▼	-5.9%	-2
Juvenile Miscellaneous	0	▼	-100.0%	-1
New to Workload Study	0	▼	-100.0%	-2
Other	27	▼	-46.0%	-23
Protective Orders	22	▲	+10.0%	+2
Support	60	▼	-21.1%	-16
Traffic	9	▲	+28.6%	+2

GRAND TOTAL	337	▼	-28.5%	-134
-------------	-----	---	--------	------

2025 Overall GRAND TOTAL		Distribution of Caseload			Change*		Percentage (%) of Caseload			
<div>2025 <div></div></div> <div>2024 <div></div></div>	<div>8,128</div> <div>-228 -2.7%</div> <div>↓</div>	Adult	4,216	52%	-0.1%	▼	-6	Adult	2024 50.5%	2025 51.9%
		Juvenile	3,912	48%	-5.4%	▼	-222	Juvenile	49.5%	48.1%
		GRAND TOTAL	8,128	100%	-2.7%	▼	-228	GRAND TOTAL	100%	100%

Filings by Division & Code

Division	Case Type Description	Code	Summary	Change	% Change	Absolute Change
Adult	Civil Support	VS	950	▼	-7.4%	-76
	Show Cause	SC	918	▲	+28.8%	+205
	Misdemeanor	CM	826	▼	-1.5%	-13
	Other	OT	509	▲	-24.3%	-163
	Family Abuse - Protective Order	FP	376	▲	+8.7%	+30
	Felony	CF	241	▼	-8.7%	-23
	Capias	CA	226	▲	+10.8%	+22
	Motion - Protective Order	MP	60	▲	+30.4%	+14
	Remand Support	RS	50	▼	-34.2%	-26
	Violation of Protective Order	PV	33	▲	+43.5%	+10
	Non-Family Abuse Protective Order	AP	24	▲	+84.6%	+11
	Restricted License for Non-Support	SL	2	▲	-	+2
	Bond Forfeiture	BF	1	▲	-	+1
Total			4,216	▼	-0.1%	-6
Juvenile	Custody Visitation	CV	2,349	▼	-9.0%	-232
	Misdemeanor	DM	588	▲	+10.3%	+55
	Traffic	T	223	▲	+5.7%	+12
	Felony	DF	173	▼	-21.0%	-46
	Remand Custody	RC	108	▼	-6.9%	-8
	Remand Visitation	RV	105	▼	-6.3%	-7
	Special Immigrant Juvenile Status	SI	72	↔		-
	Child In Need of Services	CS	32	▲	+60.0%	+12
	Paternity	PT	32	▲	+14.3%	+4
	Permanency Planning	PH	31	▲	+24.0%	+6
	Foster Care Review	FC	30	▲	+11.1%	+3
	Status	ST	30	▲	-34.8%	-16
	Temporary Detention Order	TD	22	▲	+37.5%	+6
	Non-Family Abuse Protective Order	AP	21	▲	+10.5%	+2
	Truancy	TR	17	▲	+41.7%	+5
	Initial Foster Care	IF	15	▲	+36.4%	+4
	Show Cause	SC	14	▲	+55.6%	+5
	Abuse and Neglect	AN	11	▼	-56.0%	-14
	Relief of Custody	CR	9	▲	+200.0%	+6
	Family Abuse - Protective Order	FP	7	▲	+600.0%	+6
	Terminate Parental Rights	TP	7	▼	-70.8%	-17
	Emergency Custody Order	EC	6	▼	-45.5%	-5
	Voluntary Continuing Services and Support Agreen	VA	6	↔		-
	Motion - Protective Order	MP	2	↔		-
	Civil Violation	CI	1	▼	-80.0%	-4
	Juvenile Support	JS	1	▲	-	+1
Total			3,912	▼	-5.4%	-222
GRAND TOTAL			8,128	▼	-2.7%	-228

Filings by Major Case Category**

Category	Summary	Change	% Change	Absolute Change
Adult Criminal	1,791	▲	+1.0%	+18
Child Dependency	109	▲	-9.9%	-12

Child in Need of Services/Supervision	50	▲	+56.3%	+18
Custody and Visitation	2,381	▲	-8.7%	-228
Delinquency	774	▲	+1.7%	+13
Juvenile Miscellaneous	30	▲	-34.8%	-16
New to Workload Study	73	▼	-5.2%	-4
Other	800	▲	-20.2%	-203
Protective Orders	490	▲	+14.8%	+63
Support	1,407	▲	+8.6%	+111
Traffic	223	▲	+5.7%	+12
GRAND TOTAL	8,128	▼	-2.7%	-228

2025 Overall GRAND TOTAL		Distribution of Caseload			Change*		Percentage (%) of Caseload			
<div>2025 <div></div></div> <div>2024 <div></div></div>	<div>623</div> <div>+68</div> <div>12.3%</div> <div>↑</div>	Adult	318	51%	5.0%	▲	+15	Adult	2024 54.6%	2025 51.0%
		Juvenile	305	49%	21.0%	▲	+53	Juvenile	45.4%	49.0%
		GRAND TOTAL	623	100%	12.3%	▲	+68	GRAND TOTAL	100%	100%

Filings by Division & Code

Division	Case Type Description	Code	Summary	Change	% Change	Absolute Change
Adult	Misdemeanor	CM	82	▲	+28.1%	+18
	Civil Support	VS	53	▼	-5.4%	-3
	Other	OT	49	▼	-16.9%	-10
	Show Cause	SC	43	▲	+2.4%	+1
	Felony	CF	29	▲	+38.1%	+8
	Family Abuse - Protective Order	FP	25	▼	-28.6%	-10
	Capias	CA	24	▲	+4.3%	+1
	Motion - Protective Order	MP	5	▲	+66.7%	+2
	Non-Family Abuse Protective Order	AP	5	▲	-	+5
	Emergency Custody Order	EC	3	▲	-	+3
	Total		318	▲	5.0%	+15
Juvenile	Custody Visitation	CV	188	▲	+22.1%	+34
	Misdemeanor	DM	32	▼	-3.0%	-1
	Traffic	T	10	▼	-16.7%	-2
	Initial Foster Care	IF	9	▲	-	+9
	Foster Care Review	FC	8	▲	+33.3%	+2
	Show Cause	SC	8	▲	-	+8
	Status	ST	8	▼	-46.7%	-7
	Truancy	TR	7	↔		-
	Felony	DF	6	▲	+20.0%	+1
	Non-Family Abuse Protective Order	AP	4	▲	+100.0%	+2
	Permanency Planning	PH	4	↔		-
	Remand Custody	RC	4	▲	-	+4
	Remand Visitation	RV	4	▲	-	+4
	Abuse and Neglect	AN	3	▲	-	+3
	Paternity	PT	3	▲	+200.0%	+2
	Emergency Custody Order	EC	2	↔		-
	Relief of Custody	CR	2	▲	-	+2
	Temporary Detention Order	TD	2	▼	-33.3%	-1
	Child In Need of Services	CS	1	▲	-	+1
	Terminate Parental Rights	TP	0	▼	-100.0%	-8
	Total		305	▲	21.0%	+53
GRAND TOTAL			623	▲	12.3%	+68

Filings by Major Case Category**

Category	Summary	Change	% Change	Absolute Change
Adult Criminal	162	▲	+21.8%	+29
Child Dependency	26	▲	+44.4%	+8
Child in Need of Services/Supervision	14	▲	+100.0%	+7
Custody and Visitation	191	▲	+23.2%	+36
Delinquency	40	▲	+5.3%	+2
Juvenile Miscellaneous	8	▼	-46.7%	-7
Other	64	▲		0
Protective Orders	39	▲	-2.5%	-1
Support	69	▲	-5.5%	-4
Traffic	10	▼	-16.7%	-2

GRAND TOTAL	623	▲	12.3%	+68
-------------	-----	---	-------	-----

2025 Overall GRAND TOTAL		Distribution of Caseload			Change*		Percentage (%) of Caseload		
<div>2025 <div></div></div> <div>2024 <div></div></div>	<div>5,380</div> <div>-283 -5.0%</div> <div>↓</div>	Adult	3,047	57%	2.4% ▲	+71	Adult	2024	2025
		Juvenile	2,333	43%	-13.2% ▼	-354	Juvenile	52.6%	56.6%
		GRAND TOTAL	5,380	100%	-5.0% ▼	-283	GRAND TOTAL	100%	100%

Filings by Division & Code

Division	Case Type Description	Code	Summary	Change	% Change	Absolute Change
Adult	Misdemeanor	CM	695	▲	+11.2%	+70
	Other	OT	645	▲	-3.6%	-24
	Show Cause	SC	552	▼	-2.8%	-16
	Civil Support	VS	383	▼	-12.2%	-53
	Capias	CA	297	▲	+16.5%	+42
	Family Abuse - Protective Order	FP	247	▲	+10.3%	+23
	Felony	CF	203	▲	+21.6%	+36
	Motion - Protective Order	MP	12	▲	+50.0%	+4
	Non-Family Abuse Protective Order	AP	8	▼	-46.7%	-7
	Violation of Protective Order	PV	3	↔		-
	Restricted License for Non-Support	SL	2	↔		-
	Criminal Support	CS	0	▼	-100.0%	-1
	Remand Support	RS	0	▼	-100.0%	-3
	Total		3,047	▲	2.4%	+71
Juvenile	Custody Visitation	CV	1,393	▼	-15.1%	-248
	Misdemeanor	DM	186	▼	-18.8%	-43
	Felony	DF	128	▼	-9.2%	-13
	Paternity	PT	101	▼	-2.9%	-3
	Permanency Planning	PH	101	▲	+9.8%	+9
	Foster Care Review	FC	93	▲	+20.8%	+16
	Special Immigrant Juvenile Status	SI	75	▲	+31.6%	+18
	Abuse and Neglect	AN	49	▼	-34.7%	-26
	Initial Foster Care	IF	37	▲	+32.1%	+9
	Traffic	T	35	▼	-30.0%	-15
	Terminate Parental Rights	TP	25	▼	-7.4%	-2
	Temporary Detention Order	TD	24	▼	-29.4%	-10
	Truancy	TR	20	▲	+25.0%	+4
	Show Cause	SC	16	▲	+23.1%	+3
	Mental Commitment	MC	11	▼	-56.0%	-14
	Status	ST	10	▼	-47.4%	-9
	Voluntary Continuing Services and Support Agree	VA	8	↔		-
	Child In Need of Services	CS	6	▼	-53.8%	-7
	Non-Family Abuse Protective Order	AP	6	▼	-14.3%	-1
	Relief of Custody	CR	4	▲	+100.0%	+2
	Family Abuse - Protective Order	FP	2	▼	-33.3%	-1
	Entrustment	ET	1	▲	-	+1
	Motion - Protective Order	MP	1	▲	-	+1
	Protective Order	PC	1	▲	-	+1
	Civil Violation	CI	0	▼	-100.0%	-1
	Emergency Custody Order	EC	0	▼	-100.0%	-3
	Juvenile Support	JS	0	▼	-100.0%	-1
	Other	OT	0	▼	-100.0%	-5
	Remand Custody	RC	0	▼	-100.0%	-8
	Remand Visitation	RV	0	▼	-100.0%	-8
	Total		2,333	▼	-13.2%	-354
GRAND TOTAL			5,380	▼	-5.0%	-283

Filings by Major Case Category**

Category	Summary	Change	% Change	Absolute Change
Adult Criminal	1,334	▲	+4.5%	+58
Child Dependency	318	▲	+2.9%	+9
Child in Need of Services/Supervision	26	▼	-10.3%	-3
Custody and Visitation	1,494	▼	-14.4%	-251
Delinquency	331	▲	-13.6%	-52
Juvenile Miscellaneous	10	▼	-52.4%	-11
New to Workload Study	75	▼	+29.3%	+17
Other	680	▼	-9.7%	-73
Protective Orders	276	▲	+7.4%	+19
Support	801	▼	+2.4%	+19
Traffic	35	▼	-30.0%	-15
GRAND TOTAL	5,380	▼	-5.0%	-283

2025 Overall GRAND TOTAL		Distribution of Caseload			Change*		Percentage (%) of Caseload			
<div>2025 <div></div></div> <div>2024 <div></div></div>	<div>7,141</div> <div>-1,097 -13.3%</div> <div>↓</div>	Adult	3,682	52%	-8.7%	▼	-353	Adult	2024 49.0%	2025 51.6%
		Juvenile	3,459	48%	-17.7%	▼	-744	Juvenile	51.0%	48.4%
		GRAND TOTAL	7,141	100%	-13.3%	▼	-1,097	GRAND TOTAL	100%	100%

Filings by Division & Code

Division	Case Type Description	Code	Summary	Change	% Change	Absolute Change
Adult	Show Cause	SC	928	▲	+9.7%	+82
	Civil Support	VS	711	▼	-24.8%	-235
	Misdemeanor	CM	646	▼	-0.9%	-6
	Other	OT	430	▼	-21.8%	-120
	Capias	CA	368	▲	-1.6%	-6
	Family Abuse - Protective Order	FP	267	▼	-1.1%	-3
	Felony	CF	226	▼	-20.4%	-58
	Motion - Protective Order	MP	53	▲	+29.3%	+12
	Non-Family Abuse Protective Order	AP	18	▲	+125.0%	+10
	Violation of Protective Order	PV	14	▼	-12.5%	-2
	Remand Support	RS	13	▼	-68.3%	-28
	Restricted License for Non-Support	SL	8	▲	+33.3%	+2
	Protective Order	PC	0	▼	-100.0%	-1
Total			3,682	▼	-8.7%	-353
Juvenile	Custody Visitation	CV	2,031	▼	-26.9%	-747
	Misdemeanor	DM	480	▲	+6.4%	+29
	Traffic	T	194	▼	-21.8%	-54
	Felony	DF	178	▲	+28.1%	+39
	Permanency Planning	PH	80	▲	+66.7%	+32
	Show Cause	SC	61	▲	+19.6%	+10
	Abuse and Neglect	AN	60	▲	+27.7%	+13
	Foster Care Review	FC	55	▼	-11.3%	-7
	Special Immigrant Juvenile Status	SI	55	▼	-12.7%	-8
	Paternity	PT	48	▼	-28.4%	-19
	Terminate Parental Rights	TP	34	▲	+112.5%	+18
	Initial Foster Care	IF	32	▼	-15.8%	-6
	Child In Need of Services	CS	26	▼	-23.5%	-8
	Temporary Detention Order	TD	19	▲	+5.6%	+1
	Status	ST	18	▼	-18.2%	-4
	Non-Family Abuse Protective Order	AP	15	▲	+36.4%	+4
	Truancy	TR	15	▲	-	+15
	Motion - Protective Order	MP	11	▲	+450.0%	+9
	Relief of Custody	CR	8	▲	+100.0%	+4
	Remand Custody	RC	8	▼	-77.1%	-27
	Remand Visitation	RV	8	▼	-80.0%	-32
	Capias	CA	5	▼	-44.4%	-4
	Voluntary Continuing Services and Support Agree	VA	5	▲	+66.7%	+2
	Mental Commitment	MC	4	▼	-20.0%	-1
	Emergency Custody Order	EC	3	▲	+50.0%	+1
	Family Abuse - Protective Order	FP	2	▼	-33.3%	-1
	Other	OT	2	▼	-50.0%	-2
	Child at Risk	RI	1	▲	-	+1
	Emancipation	EP	1	↔	-	-
	Civil Violation	CI	0	▼	-100.0%	-2
Total			3,459	▼	-17.7%	-744
GRAND TOTAL			7,141	▼	-13.3%	-1,097

Filings by Major Case Category**

Category	Summary	Change	% Change	Absolute Change
Adult Criminal	1,464	▼	-5.5%	-85
Child Dependency	275	▲	+26.1%	+57
Child in Need of Services/Supervision	41	▲	+20.6%	+7
Custody and Visitation	2,079	▼	-26.9%	-766
Delinquency	724	▲	+11.4%	+74
Juvenile Miscellaneous	19	▼	-17.4%	-4
New to Workload Study	55	▼	-15.4%	-10
Other	487	▼	-29.9%	-208
Protective Orders	366	▲	+9.3%	+31
Support	1,437	▲	-8.8%	-139
Traffic	194	▼	-21.8%	-54
GRAND TOTAL	7,141	▼	-13.3%	-1,097

2025 Overall GRAND TOTAL		Distribution of Caseload			Change*		Percentage (%) of Caseload			
<div>2025 <div></div></div> <div>2024 <div></div></div>	<div>949</div> <div>-44</div> <div>-4.4%</div> <div></div>	Adult	533	56%	0.2%	▲	+1	Adult	53.6%	56.2%
		Juvenile	416	44%	-9.8%	▼	-45	Juvenile	46.4%	43.8%
		GRAND TOTAL	949	100%	-4.4%	▼	-44	GRAND TOTAL	100%	100%

Filings by Division & Code

Division	Case Type Description	Code	Summary	Change	% Change	Absolute Change
Adult	Misdemeanor	CM	125	▲	+27.6%	+27
	Show Cause	SC	99	▼	+2.1%	+2
	Other	OT	82	▲	+22.4%	+15
	Civil Support	VS	80	▼	-37.5%	-48
	Felony	CF	54	▲	+31.7%	+13
	Capias	CA	41	▲	+36.7%	+11
	Family Abuse - Protective Order	FP	36	▼	-33.3%	-18
	Non-Family Abuse Protective Order	AP	7	▲	+75.0%	+3
	Remand Support	RS	3	▼	-25.0%	-1
	Restricted License for Non-Support	SL	3	▲	+200.0%	+2
	Violation of Protective Order	PV	2	↔		-
	Motion - Protective Order	MP	1	▼	-80.0%	-4
	Violation Family Abuse Protective Order	PS	0	▼	-100.0%	-1
	Total		533	▲	0.2%	+1
Juvenile	Custody Visitation	CV	247	▼	-34.8%	-132
	Misdemeanor	DM	49	▲	+188.2%	+32
	Traffic	T	34	▲	+161.5%	+21
	Felony	DF	19	▲	+171.4%	+12
	Non-Family Abuse Protective Order	AP	14	▲	+600.0%	+12
	Paternity	PT	9	▲	+200.0%	+6
	Truancy	TR	9	▲	+28.6%	+2
	Remand Custody	RC	5	▲	-	+5
	Show Cause	SC	5	▼	-28.6%	-2
	Voluntary Continuing Services and Support Agreem	VA	5	▲	-	+5
	Foster Care Review	FC	4	▲	+33.3%	+1
	Temporary Detention Order	TD	4	▲	+100.0%	+2
	Remand Visitation	RV	3	▲	-	+3
	Capias	CA	2	▲	+100.0%	+1
	Emergency Custody Order	EC	2	↔		-
	Other	OT	2	▲	-	+2
	Abuse and Neglect	AN	1	↔		-
	Child In Need of Services	CS	1	▼	-90.0%	-9
	Status	ST	1	▼	-66.7%	-2
	Civil Violation	CI	0	▼	-100.0%	-2
	Special Immigrant Juvenile Status	SI	0	▼	-100.0%	-2
	Total		416	▼	-9.8%	-45
	GRAND TOTAL		949	▼	-4.4%	-44

Filings by Major Case Category**

Category	Summary	Change	% Change	Absolute Change
Adult Criminal	223	▼	+16.1%	+31
Child Dependency	10	▲	+150.0%	+6
Child in Need of Services/Supervision	11	▼	-45.0%	-9
Custody and Visitation	256	▲	-33.0%	-126
Delinquency	74	▲	+155.2%	+45
Juvenile Miscellaneous	1	▼	-66.7%	-2
New to Workload Study	0	▼	-100.0%	-4

Other	101	▲	+34.7%	+26
Protective Orders	58	▲	-10.8%	-7
Support	181	▲	-12.1%	-25
Traffic	34	▲	+161.5%	+21
GRAND TOTAL	949	▼	-4.4%	-44

2025 Overall GRAND TOTAL		Distribution of Caseload			Change*		Percentage (%) of Caseload		
<div>2025 <div></div></div> <div>2024 <div></div></div> <div>286</div> <div>+13 4.8%</div> <div>↑</div>	<div>Adult</div> <div>Juvenile</div> <div>GRAND TOTAL</div>	187 99 286	65% 35% 100%	2.7% ▲ 8.8% ▲ 4.8% ▲	+5 +8 +13	<div>Adult</div> <div>Juvenile</div> <div>GRAND TOTAL</div>	2024 66.7% 33.3% 100%	2025 65.4% 34.6% 100%	

Filings by Division & Code

Division	Case Type Description	Code	Summary	Change	% Change	Absolute Change
Adult	Show Cause	SC	45	▲	+32.4%	+11
	Misdemeanor	CM	44	▼	-8.3%	-4
	Other	OT	35	▼	-7.9%	-3
	Civil Support	VS	32	▼	-3.0%	-1
	Felony	CF	14	▼	-6.7%	-1
	Family Abuse - Protective Order	FP	9	▲	+80.0%	+4
	Capias	CA	7	▲	+40.0%	+2
	Motion - Protective Order	MP	1	▼	-66.7%	-2
	Non-Family Abuse Protective Order	AP	0	▼	-100.0%	-1
	Total		187	▲	2.7%	+5
Juvenile	Custody Visitation	CV	56	▲	+55.6%	+20
	Traffic	T	20	▲	+122.2%	+11
	Misdemeanor	DM	9	▼	-47.1%	-8
	Status	ST	5	▲	+150.0%	+3
	Paternity	PT	2	▲	+100.0%	+1
	Felony	DF	1	▼	-75.0%	-3
	Foster Care Review	FC	1	↔		-
	Non-Family Abuse Protective Order	AP	1	▲	-	+1
	Permanency Planning	PH	1	↔		-
	Show Cause	SC	1	▼	-94.1%	-16
	Special Immigrant Juvenile Status	SI	1	▲	-	+1
	Truancy	TR	1	▲	-	+1
	Abuse and Neglect	AN	0	▼	-100.0%	-1
	Child In Need of Services	CS	0	▼	-100.0%	-1
	Mental Commitment	MC	0	▼	-100.0%	-1
	Total		99	▲	8.8%	+8
GRAND TOTAL			286	▲	4.8%	+13

Filings by Major Case Category**

Category	Summary	Change	% Change	Absolute Change
Adult Criminal	96	▲	+4.3%	+4
Child Dependency	2	▼	-33.3%	-1
Child in Need of Services/Supervision	1	▲		0
Custody and Visitation	58	▲	+56.8%	+21
Delinquency	11	▼	-71.1%	-27
Juvenile Miscellaneous	5	▲	+150.0%	+3
New to Workload Study	1	▲	-	+1
Other	35	▼	-10.3%	-4
Protective Orders	11	▲	+22.2%	+2
Support	46	▲	+7.0%	+3
Traffic	20	▲	+122.2%	+11
GRAND TOTAL	286	▲	4.8%	+13

2025 Overall GRAND TOTAL		Distribution of Caseload			Change*		Percentage (%) of Caseload			
<div>2025 <div></div></div> <div>2024 <div></div></div>	<div>998</div> <div>-74 -6.9%</div> <div>↓</div>	Adult	521	52%	3.0%	▲	+15	Adult	47.2%	52.2%
		Juvenile	477	48%	-15.7%	▼	-89	Juvenile	52.8%	47.8%
		GRAND TOTAL	998	100%	-6.9%	▼	-74	GRAND TOTAL	100%	100%

Filings by Division & Code

Division	Case Type Description	Code	Summary	Change	% Change	Absolute Change
Adult	Misdemeanor	CM	104	▼	-24.1%	-33
	Show Cause	SC	103	▲	+63.5%	+40
	Civil Support	VS	94	▲	+27.0%	+20
	Other	OT	84	▼	-10.6%	-10
	Family Abuse - Protective Order	FP	50	▲	+28.2%	+11
	Felony	CF	36	▼	-36.8%	-21
	Capias	CA	33	▲	+65.0%	+13
	Violation of Protective Order	PV	7	▲	+40.0%	+2
	Motion - Protective Order	MP	6	▼	-14.3%	-1
	Non-Family Abuse Protective Order	AP	2	▼	-66.7%	-4
	Protective Order	PC	1	▲	-	+1
	Restricted License for Non-Support	SL	1	▲	-	+1
	Remand Support	RS	0	▼	-100.0%	-4
	Total		521	▲	3.0%	+15
Juvenile	Custody Visitation	CV	268	▲	+2.3%	+6
	Misdemeanor	DM	61	▼	-26.5%	-22
	Felony	DF	23	▼	-30.3%	-10
	Initial Foster Care	IF	15	▼	-11.8%	-2
	Foster Care Review	FC	14	▼	-48.1%	-13
	Permanency Planning	PH	13	▲	+8.3%	+1
	Terminate Parental Rights	TP	13	▼	-13.3%	-2
	Mental Commitment	MC	12	▼	-14.3%	-2
	Paternity	PT	9	▲	+28.6%	+2
	Abuse and Neglect	AN	8	▼	-55.6%	-10
	Traffic	T	7	▼	-76.7%	-23
	Civil Violation	CI	4	↔	-	-
	Entrustment	ET	4	▲	+300.0%	+3
	Special Immigrant Juvenile Status	SI	4	▲	-	+4
	Emergency Custody Order	EC	3	▼	-25.0%	-1
	Status	ST	3	▼	-62.5%	-5
	Temporary Detention Order	TD	3	▲	+50.0%	+1
	Truancy	TR	3	↔	-	-
	Child In Need of Services	CS	2	▼	-60.0%	-3
	Show Cause	SC	2	▲	+100.0%	+1
	Voluntary Continuing Services and Support Agreement	VA	2	▲	-	+2
	Capias	CA	1	↔	-	-
	Emancipation	EP	1	▲	-	+1
	Motion - Protective Order	MP	1	▼	-50.0%	-1
	Relief of Custody	CR	1	▼	-66.7%	-2
	Family Abuse - Protective Order	FP	0	▼	-100.0%	-1
	Non-Family Abuse Protective Order	AP	0	▼	-100.0%	-2
	Remand Custody	RC	0	▼	-100.0%	-5
	Remand Visitation	RV	0	▼	-100.0%	-5
	Restoration of Parental Rights	RR	0	▼	-100.0%	-1
	Total		477	▼	-15.7%	-89
GRAND TOTAL			998	▼	-6.9%	-74

Filings by Major Case Category**

Category	Summary	Change	% Change	Absolute Change
Adult Criminal	240	▲	-9.4%	-25
Child Dependency	70	▲	-24.7%	-23
Child in Need of Services/Supervision	5	▼	-37.5%	-3
Custody and Visitation	277	▲	+3.0%	+8
Delinquency	87	▲	-26.3%	-31
Juvenile Miscellaneous	4	▲	-50.0%	-4
New to Workload Study	8	▲	+100.0%	+4
Other	102	▼	-20.9%	-27
Protective Orders	59	▼	+3.5%	+2
Support	139	▲	+52.7%	+48
Traffic	7	▼	-76.7%	-23
GRAND TOTAL	998	▼	-6.9%	-74

2025 Overall GRAND TOTAL		Distribution of Caseload			Change*		Percentage (%) of Caseload		
<div>2025 <div></div></div> <div>2024 <div></div></div>	<div>2,073</div> <div>+508</div> <div>32.5%</div> <div>↑</div>	Adult	1,117	54%	50.9% ▲	+377	Adult	2024	2025
		Juvenile	956	46%	15.9% ▲	+131	Juvenile	47.3%	53.9%
		GRAND TOTAL	2,073	100%	32.5% ▲	+508	GRAND TOTAL	100%	100%

Filings by Division & Code

Division	Case Type Description	Code	Summary	Change	% Change	Absolute Change
Adult	Show Cause	SC	232	▲	+93.3%	+112
	Misdemeanor	CM	211	▲	+64.8%	+83
	Civil Support	VS	208	▲	+9.5%	+18
	Other	OT	143	▼	+19.2%	+23
	Felony	CF	114	▲	+137.5%	+66
	Family Abuse - Protective Order	FP	100	▲	+35.1%	+26
	Capias	CA	42	▼	+10.5%	+4
	Remand Support	RS	22	▲	-	+22
	Violation of Protective Order	PV	16	▲	+300.0%	+12
	Motion - Protective Order	MP	15	▲	+400.0%	+12
	Non-Family Abuse Protective Order	AP	11	▼	-21.4%	-3
	Protective Order	PC	2	▲	-	+2
	Restricted License for Non-Support	SL	1	▲	-	+1
	Violation Family Abuse Protective Order	PS	0	▼	-100.0%	-1
	Total		1,117	▲	50.9%	+377
Juvenile	Custody Visitation	CV	580	▲	+6.4%	+35
	Misdemeanor	DM	127	▲	+71.6%	+53
	Traffic	T	48	▼	-25.0%	-16
	Felony	DF	41	▲	+78.3%	+18
	Remand Custody	RC	33	▲	-	+33
	Remand Visitation	RV	29	▲	-	+29
	Permanency Planning	PH	18	▲	+38.5%	+5
	Abuse and Neglect	AN	12	▲	+1,100.0%	+11
	Show Cause	SC	12	▲	-14.3%	-2
	Foster Care Review	FC	9	▼	-71.0%	-22
	Non-Family Abuse Protective Order	AP	8	▼	-27.3%	-3
	Paternity	PT	8	▲	+60.0%	+3
	Status	ST	6	▲	+200.0%	+4
	Truancy	TR	6	▲	+500.0%	+5
	Child In Need of Services	CS	4	▼	-50.0%	-4
	Entrustment	ET	3	↔		-
	Voluntary Continuing Services and Support Agreement	VA	3	▼	-50.0%	-3
	Other	OT	2	↔		-
	Terminate Parental Rights	TP	2	▼	-50.0%	-2
	Capias	CA	1	▼	-75.0%	-3
	Child at Risk	RI	1	▲	-	+1
	Initial Foster Care	IF	1	▼	-85.7%	-6
	Mental Commitment	MC	1	▲	-	+1
	Temporary Detention Order	TD	1	↔		-
	Emancipation	EP	0	▼	-100.0%	-1
	Family Abuse - Protective Order	FP	0	▼	-100.0%	-2
	Motion - Protective Order	MP	0	▼	-100.0%	-1
	Relief of Custody	CR	0	▼	-100.0%	-1
	Special Immigrant Juvenile Status	SI	0	▼	-100.0%	-1
	Total		956	▲	15.9%	+131
GRAND TOTAL			2,073	▲	32.5%	+508

Filings by Major Case Category**

Category	Summary	Change	% Change	Absolute Change
Adult Criminal	501	▲	+102.8%	+254
Child Dependency	49	▲	-25.8%	-17
Child in Need of Services/Supervision	13	▲	+44.4%	+4
Custody and Visitation	588	▲	+6.9%	+38
Delinquency	178	▲	+54.8%	+63
Juvenile Miscellaneous	6	▲	+100.0%	+3
New to Workload Study	0	▼	-100.0%	-1
Other	231	▲	+87.8%	+108
Protective Orders	134	▲	+27.6%	+29
Support	325	▲	+15.2%	+43
Traffic	48	▼	-25.0%	-16
GRAND TOTAL	2,073	▲	32.5%	+508

2025 Overall GRAND TOTAL		Distribution of Caseload			Change*		Percentage (%) of Caseload		
<div>2025 <div></div></div> <div>2024 <div></div></div> <div>651</div> <div>-65 -9.1%</div> <div>↓</div>	<div>Adult</div> <div>Juvenile</div> <div>GRAND TOTAL</div>	276 375 651	42% 58% 100%	-16.6% ▼ -2.6% ▼ -9.1% ▼	-55 -10 -65	<div>Adult</div> <div>Juvenile</div> <div>GRAND TOTAL</div>	2024 46.2% 53.8% 100%	2025 42.4% 57.6% 100%	

Filings by Division & Code

Division	Case Type Description	Code	Summary	Change	% Change	Absolute Change
Adult	Misdemeanor	CM	58	▲	+3.6%	+2
	Civil Support	VS	50	▼	-19.4%	-12
	Show Cause	SC	46	▼	-37.0%	-27
	Other	OT	40	▼	-11.1%	-5
	Family Abuse - Protective Order	FP	31	▲	+34.8%	+8
	Capias	CA	20	▲	+233.3%	+14
	Felony	CF	18	▼	-63.3%	-31
	Motion - Protective Order	MP	4	▼	-55.6%	-5
	Remand Support	RS	3	▼	-25.0%	-1
	Violation of Protective Order	PV	3	▲	+200.0%	+2
	Restricted License for Non-Support	SL	2	▲	-	+2
	Non-Family Abuse Protective Order	AP	1	▼	-66.7%	-2
	Total		276	▼	-16.6%	-55
Juvenile	Custody Visitation	CV	208	▼	-8.4%	-19
	Misdemeanor	DM	81	▲	+28.6%	+18
	Traffic	T	19	▼	-26.9%	-7
	Abuse and Neglect	AN	12	▲	+33.3%	+3
	Child In Need of Services	CS	8	▲	+60.0%	+3
	Paternity	PT	8	▲	+166.7%	+5
	Civil Violation	CI	7	▲	+40.0%	+2
	Felony	DF	6	▼	-25.0%	-2
	Voluntary Continuing Services and Support Agreen	VA	5	▲	+150.0%	+3
	Truancy	TR	4	▼	-55.6%	-5
	Permanency Planning	PH	3	▼	-40.0%	-2
	Remand Custody	RC	3	▼	-40.0%	-2
	Remand Visitation	RV	3	▼	-40.0%	-2
	Non-Family Abuse Protective Order	AP	2	▲	-	+2
	Foster Care Review	FC	1	▼	-50.0%	-1
	Motion - Protective Order	MP	1	▲	-	+1
	Other	OT	1	▲	-	+1
	Relief of Custody	CR	1	▲	-	+1
	Show Cause	SC	1	▲	-	+1
	Terminate Parental Rights	TP	1	↔	-	-
	Capias	CA	0	▼	-100.0%	-1
	Initial Foster Care	IF	0	▼	-100.0%	-3
	Special Immigrant Juvenile Status	SI	0	▼	-100.0%	-1
	Status	ST	0	▼	-100.0%	-5
	Total		375	▼	-2.6%	-10
GRAND TOTAL			651	▼	-9.1%	-65

Filings by Major Case Category**

Category	Summary	Change	% Change	Absolute Change
Adult Criminal	126	▲	-24.6%	-41
Child Dependency	23	▲	+4.5%	+1
Child in Need of Services/Supervision	12	▲	-14.3%	-2
Custody and Visitation	216	▲	-6.1%	-14
Delinquency	88	▲	+22.2%	+16

Juvenile Miscellaneous	0	▼	-100.0%	-5
New to Workload Study	7	▼	+16.7%	+1
Other	50	▲	-15.3%	-9
Protective Orders	39	▲	+11.4%	+4
Support	71	▲	-11.3%	-9
Traffic	19	▼	-26.9%	-7
GRAND TOTAL	651	▼	-9.1%	-65

2025 Overall GRAND TOTAL		Distribution of Caseload			Change*		Percentage (%) of Caseload			
<div>2025 <div></div></div> <div>2024 <div></div></div> <div>210</div> <div>-10</div> <div>-4.5%</div> <div></div>	<div>Adult</div> <div>Juvenile</div> <div>GRAND TOTAL</div>	125	60%	-5.3%	▼	-7	<div>2024</div> <div>2025</div> <div>60.0%</div> <div>59.5%</div>	<div>Adult</div> <div>Juvenile</div> <div>GRAND TOTAL</div>	100%	
		85	40%	-3.4%	▼	-3	40.0%	40.5%	100%	
		210	100%	-4.5%	▼	-10	100%	100%		

Filings by Division & Code

Division	Case Type Description	Code	Summary	Change	% Change	Absolute Change
Adult	Misdemeanor	CM	31	▲	+29.2%	+7
	Show Cause	SC	30	▲	+20.0%	+5
	Other	OT	22	▼	-18.5%	-5
	Civil Support	VS	13	▼	-51.9%	-14
	Family Abuse - Protective Order	FP	10	▲	+25.0%	+2
	Felony	CF	10	▲	+25.0%	+2
	Capias	CA	6	▼	-14.3%	-1
	Motion - Protective Order	MP	2	↔		-
	Non-Family Abuse Protective Order	AP	1	▼	-66.7%	-2
	Criminal Support	CS	0	▼	-100.0%	-1
Total			125	▼	-5.3%	-7
Juvenile	Custody Visitation	CV	34	▼	-20.9%	-9
	Misdemeanor	DM	17	▲	+13.3%	+2
	Abuse and Neglect	AN	9	▲	-	+9
	Foster Care Review	FC	6	▲	+500.0%	+5
	Traffic	T	5	▲	+66.7%	+2
	Violation of Protective Order	PV	3	▲	-	+3
	Felony	DF	2	▲	+100.0%	+1
	Paternity	PT	2	▲	+100.0%	+1
	Status	ST	2	▲	-	+2
	Truancy	TR	2	▼	-83.3%	-10
	Child In Need of Services	CS	1	▼	-85.7%	-6
	Initial Foster Care	IF	1	▲	-	+1
	Show Cause	SC	1	▲	-	-
	Non-Family Abuse Protective Order	AP	0	▼	-100.0%	-1
	Remand Custody	RC	0	▼	-100.0%	-1
	Remand Visitation	RV	0	▼	-100.0%	-1
	Terminate Parental Rights	TP	0	▼	-100.0%	-1
Total			85	▼	-3.4%	-3
GRAND TOTAL			210	▼	-4.5%	-10

Filings by Major Case Category**

Category	Summary	Change	% Change	Absolute Change
Adult Criminal	61	▲	+10.9%	+6
Child Dependency	16	▲	+700.0%	+14
Child in Need of Services/Supervision	3	▼	-85.0%	-17
Custody and Visitation	36	▲	-18.2%	-8
Delinquency	23	▲	+43.8%	+7
Juvenile Miscellaneous	2	▲	-	+2
Other	22	▼	-24.1%	-7
Protective Orders	13	▼	-7.1%	-1
Support	29	▼	-21.6%	-8
Traffic	5	▲	+66.7%	+2
GRAND TOTAL	210	▼	-4.5%	-10

2025 Overall GRAND TOTAL		Distribution of Caseload			Change*		Percentage (%) of Caseload			
<div>2025 <div></div></div> <div>2024 <div></div></div>	<div>205</div> <div>-20 -8.9%</div> <div>↓</div>	Adult	132	64%	3.1%	▲	+4	Adult	2024 56.9%	2025 64.4%
		Juvenile	73	36%	-24.7%	▼	-24	Juvenile	43.1%	35.6%
		GRAND TOTAL	205	100%	-8.9%	▼	-20	GRAND TOTAL	100%	100%

Filings by Division & Code

Division	Case Type Description	Code	Summary	Change	% Change	Absolute Change
Adult	Show Cause	SC	28	▲	+47.4%	+9
	Other	OT	22	▼	-4.3%	-1
	Misdemeanor	CM	21	▼	-48.8%	-20
	Violation of Protective Order	PV	21	▲	+2,000.0%	+20
	Civil Support	VS	16	▼	-27.3%	-6
	Family Abuse - Protective Order	FP	11	▲	+22.2%	+2
	Felony	CF	8	▲	+100.0%	+4
	Capias	CA	3	▼	-57.1%	-4
	Non-Family Abuse Protective Order	AP	2	▲	+100.0%	+1
	Motion - Protective Order	MP	0	▼	-100.0%	-1
	Total		132	▲	3.1%	+4
Juvenile	Custody Visitation	CV	46	▼	-16.4%	-9
	Misdemeanor	DM	13	▲	+44.4%	+4
	Felony	DF	3	▼	-50.0%	-3
	Foster Care Review	FC	3	▲	+50.0%	+1
	Traffic	T	3	▼	-40.0%	-2
	Child In Need of Services	CS	2	▼	-60.0%	-3
	Truancy	TR	2	▼	-83.3%	-10
	Emergency Custody Order	EC	1	▲	-	+1
	Non-Family Abuse Protective Order	AP	0	▼	-100.0%	-1
	Show Cause	SC	0	▼	-100.0%	-1
	Temporary Detention Order	TD	0	▼	-100.0%	-1
	Total		73	▼	-24.7%	-24
	GRAND TOTAL		205	▼	-8.9%	-20

Filings by Major Case Category**

Category	Summary	Change	% Change	Absolute Change
Adult Criminal	68	▲	+4.6%	+3
Child Dependency	3	▲	+50.0%	+1
Child in Need of Services/Supervision	4	▼	-76.5%	-13
Custody and Visitation	46	▼	-16.4%	-9
Delinquency	16	▼		0
Other	23	▲	-4.2%	-1
Protective Orders	13	▼	+8.3%	+1
Support	29	▲		0
Traffic	3	▼	-40.0%	-2
GRAND TOTAL	205	▼	-8.9%	-20

2025 Overall GRAND TOTAL		Distribution of Caseload			Change*		Percentage (%) of Caseload		
<div>2025 <div></div></div> <div>2024 <div></div></div> <div>133</div> <div>+28</div> <div>26.7%</div> <div>↑</div>	Adult		96	72%	50.0%	▲	+32	Adult	2024 61.0%
	Juvenile		37	28%	-9.8%	▼	-4	Juvenile	2025 72.2%
	GRAND TOTAL		133	100%	26.7%	▲	+28	GRAND TOTAL	100%

Filings by Division & Code

Division	Case Type Description	Code	Summary	Change	% Change	Absolute Change
Adult	Misdemeanor	CM	27	▲	+58.8%	+10
	Show Cause	SC	20	▲	+100.0%	+10
	Other	OT	17	▲	+41.7%	+5
	Civil Support	VS	14	▲	+133.3%	+8
	Family Abuse - Protective Order	FP	6	▼	-25.0%	-2
	Felony	CF	6	▲	+100.0%	+3
	Capias	CA	5	▼	-16.7%	-1
	Protective Order	PC	1	▲	-	+1
	Non-Family Abuse Protective Order	AP	0	▼	-100.0%	-1
	Restricted License for Non-Support	SL	0	▼	-100.0%	-1
	Total		96	▲	50.0%	+32
Juvenile	Custody Visitation	CV	22	▲	+69.2%	+9
	Misdemeanor	DM	5	▼	-58.3%	-7
	Show Cause	SC	3	▲	+50.0%	+1
	Paternity	PT	2	▲	-	+2
	Status	ST	2	▲	+100.0%	+1
	Traffic	T	2	▼	-75.0%	-6
	Truancy	TR	1	▼	-50.0%	-1
	Abuse and Neglect	AN	0	▼	-100.0%	-1
	Child In Need of Services	CS	0	▼	-100.0%	-2
	Total		37	▼	-9.8%	-4
GRAND TOTAL			133	▲	26.7%	+28

Filings by Major Case Category**

Category	Summary	Change	% Change	Absolute Change
Adult Criminal	48	▲	+50.0%	+16
Child Dependency	0	▼	-100.0%	-1
Child in Need of Services/Supervision	1	▼	-80.0%	-4
Custody and Visitation	24	▲	+84.6%	+11
Delinquency	8	▲	-38.5%	-5
Juvenile Miscellaneous	2	▲	+100.0%	+1
Other	17	▲	+41.7%	+5
Protective Orders	6	▼	-33.3%	-3
Support	25	▲	+127.3%	+14
Traffic	2	▼	-75.0%	-6
GRAND TOTAL	133	▲	26.7%	+28

2025 Overall GRAND TOTAL		Distribution of Caseload			Change*		Percentage (%) of Caseload		
<div>3,925</div> <div>2025 <div></div></div> <div>2024 <div></div></div> <div>+191 5.1%</div> <div>↑</div>	<div>Adult</div> <div>Juvenile</div> <div>GRAND TOTAL</div>	<div>2,094</div> <div>1,831</div> <div>3,925</div>	<div>53%</div> <div>47%</div> <div>100%</div>	<div>13.1% ▲</div> <div>-2.8% ▼</div> <div>5.1% ▲</div>	<div>+243</div> <div>-52</div> <div>+191</div>	<div>Adult</div> <div>Juvenile</div> <div>GRAND TOTAL</div>	<div>2024</div> <div>2025</div> <div></div>	<div>49.6%</div> <div>50.4%</div> <div>100%</div>	<div>53.4%</div> <div>46.6%</div> <div>100%</div>

Filings by Division & Code

Division	Case Type Description	Code	Summary	Change	% Change	Absolute Change
Adult	Civil Support	VS	443	↔		-
	Show Cause	SC	443	▲	+8.6%	+35
	Misdemeanor	CM	358	▲	+12.6%	+40
	Other	OT	293	▲	+11.0%	+29
	Family Abuse - Protective Order	FP	180	▲	+29.5%	+41
	Felony	CF	169	▲	+45.7%	+53
	Capias	CA	117	▲	+101.7%	+59
	Motion - Protective Order	MP	38	▼	-19.1%	-9
	Remand Support	RS	25	▼	-39.0%	-16
	Non-Family Abuse Protective Order	AP	16	▲	+60.0%	+6
	Violation of Protective Order	PV	7	▲	+133.3%	+4
	Protective Order	PC	2	▲	-	+2
	Criminal Support	CS	1	↔		-
	Restricted License for Non-Support	SL	1	▼	-66.7%	-2
	Violation Family Abuse Protective Order	PS	1	▲	-	+1
Total			2,094	▲	13.1%	+243
Juvenile	Custody Visitation	CV	1,144	▼	-12.4%	-162
	Misdemeanor	DM	162	▲	+13.3%	+19
	Felony	DF	114	▲	+78.1%	+50
	Traffic	T	59	▲	+110.7%	+31
	Paternity	PT	45	▼	-10.0%	-5
	Remand Custody	RC	39	▼	-22.0%	-11
	Remand Visitation	RV	36	▼	-26.5%	-13
	Foster Care Review	FC	34	▲	+47.8%	+11
	Truancy	TR	33	▲	+57.1%	+12
	Special Immigrant Juvenile Status	SI	23	▲	+475.0%	+19
	Abuse and Neglect	AN	18	▲	+5.9%	+1
	Show Cause	SC	17	▼	+21.4%	+3
	Initial Foster Care	IF	14	▲	+180.0%	+9
	Permanency Planning	PH	14	▼	-30.0%	-6
	Non-Family Abuse Protective Order	AP	11	▼	-38.9%	-7
	Status	ST	10	▲	+100.0%	+5
	Voluntary Continuing Services and Support Agreem	VA	10	▼	-37.5%	-6
	Child In Need of Services	CS	9	▼	-43.8%	-7
	Motion - Protective Order	MP	8	▲	+700.0%	+7
	Temporary Detention Order	TD	7	▲	+40.0%	+2
	Child at Risk	RI	6	▲	+20.0%	+1
	Other	OT	6	▼	-33.3%	-3
	Emergency Custody Order	EC	5	▲	+400.0%	+4
	Relief of Custody	CR	3	↔		-
	Violation Family Abuse Protective Order	PS	2	▲	+100.0%	+1
	Capias	CA	1	▲	-	+1
	Entrustment	ET	1	▲	-	+1
	Terminate Parental Rights	TP	0	▼	-100.0%	-9
Total			1,831	▼	-2.8%	-52
GRAND TOTAL			3,925	▲	5.1%	+191

Filings by Major Case Category**

Category	Summary	Change	% Change	Absolute Change
Adult Criminal	822	▲	+27.8%	+179
Child Dependency	100	▲	+2.0%	+2
Child in Need of Services/Supervision	42	▼	+10.5%	+4
Custody and Visitation	1,189	▼	-12.3%	-167
Delinquency	296	▲	+33.9%	+75
Juvenile Miscellaneous	10	▲	+100.0%	+5
New to Workload Study	23	▲	+475.0%	+19
Other	411	▲	-1.9%	-8
Protective Orders	253	▲	+17.7%	+38
Support	720	▼	+1.8%	+13
Traffic	59	▲	+110.7%	+31
GRAND TOTAL	3,925	▲	5.1%	+191




2025 Overall GRAND TOTAL		Distribution of Caseload			Change*		Percentage (%) of Caseload			
<div>2025 <div></div></div> <div>2024 <div></div></div>	<div>3,642</div> <div>-270 -6.9%</div> <div>↓</div>	Adult	1,860	51%	-2.6%	▼	-50	Adult	2024 48.8%	2025 51.1%
		Juvenile	1,782	49%	-11.0%	▼	-220	Juvenile	51.2%	48.9%
		GRAND TOTAL	3,642	100%	-6.9%	▼	-270	GRAND TOTAL	100%	100%

Filings by Division & Code

Division	Case Type Description	Code	Summary	Change	% Change	Absolute Change
Adult	Civil Support	VS	405	▲	+3.8%	+15
	Misdemeanor	CM	382	▼	-7.1%	-29
	Other	OT	334	▲	-14.6%	-57
	Show Cause	SC	312	▲	+24.8%	+62
	Capias	CA	139	▲	+24.1%	+27
	Family Abuse - Protective Order	FP	135	▲	+21.6%	+24
	Felony	CF	112	▼	-45.4%	-93
	Motion - Protective Order	MP	18	▲	+200.0%	+12
	Non-Family Abuse Protective Order	AP	8	▼	-38.5%	-5
	Remand Support	RS	6	▼	-50.0%	-6
	Criminal Support	CS	2	▼	-33.3%	-1
	Protective Order	PC	2	▲	-	+2
	Violation of Protective Order	PV	2	▼	-33.3%	-1
	Emergency Custody Order	EC	1	▼	-50.0%	-1
	Restricted License for Non-Support	SL	1	▲	-	+1
	Violation Family Abuse Protective Order	PS	1	↔	-	-
Total			1,860	▼	-2.6%	-50
Juvenile	Custody Visitation	CV	1,013	▼	-10.2%	-115
	Misdemeanor	DM	302	▲	+31.9%	+73
	Traffic	T	91	▲	+9.6%	+8
	Felony	DF	78	▼	-13.3%	-12
	Paternity	PT	77	▼	-64.4%	-139
	Foster Care Review	FC	33	▲	+26.9%	+7
	Permanency Planning	PH	29	▲	+45.0%	+9
	Non-Family Abuse Protective Order	AP	20	▲	+100.0%	+10
	Status	ST	20	▼	-33.3%	-10
	Capias	CA	18	▲	+260.0%	+13
	Special Immigrant Juvenile Status	SI	15	▼	-51.6%	-16
	Terminate Parental Rights	TP	13	▲	+160.0%	+8
	Other	OT	10	▼	-50.0%	-10
	Temporary Detention Order	TD	10	↔	-	-
	Show Cause	SC	9	▼	-52.6%	-10
	Abuse and Neglect	AN	7	↔	-	-
	Child In Need of Services	CS	7	▼	-22.2%	-2
	Remand Custody	RC	7	▲	+16.7%	+1
	Remand Visitation	RV	7	▲	+16.7%	+1
	Emergency Custody Order	EC	3	▼	-50.0%	-3
	Family Abuse - Protective Order	FP	3	▲	-	+3
	Initial Foster Care	IF	3	▼	-57.1%	-4
	Voluntary Continuing Services and Support Agreen	VA	3	▲	-	+3
	Truancy	TR	2	▼	-86.7%	-13
	Civil Violation	CI	1	▼	-95.2%	-20
	Entrustment	ET	1	▲	-	+1
	Child at Risk	RI	0	▼	-100.0%	-1
	Motion - Protective Order	MP	0	▼	-100.0%	-1
	Relief of Custody	CR	0	▼	-100.0%	-1
Total			1,782	▼	-11.0%	-220
GRAND TOTAL			3,642	▼	-6.9%	-270

Filings by Major Case Category**

Category	Summary	Change	% Change	Absolute Change
Adult Criminal	826	▲	-9.3%	-85
Child Dependency	89	▲	+32.8%	+22
Child in Need of Services/Supervision	10	▼	-61.5%	-16
Custody and Visitation	1,090	▼	-18.9%	-254
Delinquency	406	▲	+19.1%	+65
Juvenile Miscellaneous	20	▼	-33.3%	-10
New to Workload Study	16	▼	-69.2%	-36
Other	378	▲	-16.6%	-75
Protective Orders	184	▲	+30.5%	+43
Support	532	▲	+14.7%	+68
Traffic	91	▲	+9.6%	+8
GRAND TOTAL	3,642	▼	-6.9%	-270

2025 Overall GRAND TOTAL		Distribution of Caseload			Change*		Percentage (%) of Caseload			
								2024	2025	
	532	Adult	243	46%	-25.7%	▼	-84	Adult	48.0%	45.7%
	-149	Juvenile	289	54%	-18.4%	▼	-65	Juvenile	52.0%	54.3%
	-21.9%	GRAND TOTAL	532	100%	-21.9%	▼	-149	GRAND TOTAL	100%	100%
2025										
2024										
										

Filings by Division & Code

Division	Case Type Description	Code	Summary	Change	% Change	Absolute Change	
Adult	Show Cause	SC	75	▲	+38.9%	+21	
	Civil Support	VS	46	▼	-34.3%	-24	
	Misdemeanor	CM	43	▼	-35.8%	-24	
	Other	OT	30	▼	-55.2%	-37	
	Capias	CA	15	▲	+114.3%	+8	
	Family Abuse - Protective Order	FP	13	▼	-60.6%	-20	
	Felony	CF	10	▼	-47.4%	-9	
	Motion - Protective Order	MP	7	▲	+75.0%	+3	
	Non-Family Abuse Protective Order	AP	2	▼	-33.3%	-1	
	Remand Support	RS	1	▼	-66.7%	-2	
	Restricted License for Non-Support	SL	1	▲	-	+1	
Total			243	▼	-25.7%	-84	
Juvenile	Custody Visitation	CV	182	▼	-20.9%	-48	
	Misdemeanor	DM	18	▼	-45.5%	-15	
	Felony	DF	10	▲	+42.9%	+3	
	Traffic	T	10	▼	-23.1%	-3	
	Child In Need of Services	CS	9	▼	-47.1%	-8	
	Civil Violation	CI	9	▲	+800.0%	+8	
	Status	ST	9	▲	-	+9	
	Truancy	TR	9	▲	+80.0%	+4	
	Paternity	PT	5	▼	-28.6%	-2	
	Permanency Planning	PH	5	▲	+66.7%	+2	
	Foster Care Review	FC	4	↔	-	-	
	Abuse and Neglect	AN	3	▲	-	+3	
	Show Cause	SC	3	↔	-	-	
	Temporary Detention Order	TD	3	▲	+200.0%	+2	
	Emergency Custody Order	EC	2	▲	+100.0%	+1	
	Motion - Protective Order	MP	2	▲	-	+2	
	Non-Family Abuse Protective Order	AP	2	↔	-	-	
	Child at Risk	RI	1	▼	-85.7%	-6	
	Family Abuse - Protective Order	FP	1	▲	-	+1	
	Other	OT	1	▼	-50.0%	-1	
	Terminate Parental Rights	TP	1	▲	-	+1	
	Initial Foster Care	IF	0	▼	-100.0%	-1	
	Remand Custody	RC	0	▼	-100.0%	-8	
	Remand Visitation	RV	0	▼	-100.0%	-8	
	Voluntary Continuing Services and Support Agreen	VA	0	▼	-100.0%	-1	
	Total			289	▼	-18.4%	-65
	GRAND TOTAL			532	▼	-21.9%	-149

Filings by Major Case Category**

Category	Summary	Change	% Change	Absolute Change
Adult Criminal	113	▲	-11.0%	-14
Child Dependency	14	▲	-12.5%	-2
Child in Need of Services/Supervision	18	▲	-18.2%	-4
Custody and Visitation	187	▼	-21.1%	-50
Delinquency	31	▼	-27.9%	-12

* Compared to same time period as previous year ** Case Type Categories are defined in the 2017 Virginia Judicial Workload Assessment

The data reported reflect the case management system. The case types reported may not necessitate judicial involvement.

7/16/2025 11:07:08AM Source: SCV-SQL-Information

Juvenile Miscellaneous	9	▲	-	+9
New to Workload Study	9	▲	+800.0%	+8
Other	37	▼	-58.9%	-53
Protective Orders	27	▲	-35.7%	-15
Support	77	▲	-14.4%	-13
Traffic	10	▼	-23.1%	-3
GRAND TOTAL	532	▼	-21.9%	-149

2025 Overall GRAND TOTAL		Distribution of Caseload			Change*		Percentage (%) of Caseload		
2025 2024	1,694 ↑ 16.3%	Adult	794	47%	10.9% ▲	+78	Adult	2024 49.2%	2025 46.9%
		Juvenile	900	53%	21.6% ▲	+160	Juvenile	50.8%	53.1%
		GRAND TOTAL	1,694	100%	16.3% ▲	+238	GRAND TOTAL	100%	100%

Filings by Division & Code

Division	Case Type Description	Code	Summary	Change	% Change	Absolute Change
Adult	Show Cause	SC	192	▲	+6.7%	+12
	Misdemeanor	CM	154	▼	-5.5%	-9
	Civil Support	VS	129	▲	+43.3%	+39
	Other	OT	118	▼	-5.6%	-7
	Family Abuse - Protective Order	FP	45	▼	-15.1%	-8
	Capias	CA	43	▼	+59.3%	+16
	Remand Support	RS	43	▲	+4,200.0%	+42
	Felony	CF	31	▼	-27.9%	-12
	Motion - Protective Order	MP	22	▲	+83.3%	+10
	Violation of Protective Order	PV	12	▲	+50.0%	+4
	Non-Family Abuse Protective Order	AP	4	▼	-69.2%	-9
	Violation Family Abuse Protective Order	PS	1	↔		-
	Total		794	▲	10.9%	+78
Juvenile	Custody Visitation	CV	428	▲	+27.8%	+93
	Misdemeanor	DM	58	▼	-13.4%	-9
	Traffic	T	50	▼	-19.4%	-12
	Remand Custody	RC	49	▲	+1,533.3%	+46
	Remand Visitation	RV	49	▲	+1,533.3%	+46
	Permanency Planning	PH	45	▲	+80.0%	+20
	Abuse and Neglect	AN	33	▼	-21.4%	-9
	Motion - Protective Order	MP	28	▼	-6.7%	-2
	Foster Care Review	FC	26	▲	+4.0%	+1
	Special Immigrant Juvenile Status	SI	26	▲	+18.2%	+4
	Terminate Parental Rights	TP	26	▲	+333.3%	+20
	Felony	DF	20	▲	+5.3%	+1
	Paternity	PT	15	▼	-11.8%	-2
	Initial Foster Care	IF	13	▼	-38.1%	-8
	Relief of Custody	CR	8	▲	+166.7%	+5
	Status	ST	8	▲	+166.7%	+5
	Child In Need of Services	CS	4	▼	-55.6%	-5
	Non-Family Abuse Protective Order	AP	4	▼	-63.6%	-7
	Show Cause	SC	2	▲	+100.0%	+1
	Truancy	TR	2	▼	-88.2%	-15
	Civil Violation	CI	1	↔		-
	Emergency Custody Order	EC	1	↔		-
	Family Abuse - Protective Order	FP	1	▼	-75.0%	-3
	Other	OT	1	▼	-75.0%	-3
	Temporary Detention Order	TD	1	▼	-85.7%	-6
	Voluntary Continuing Services and Support Agreem	VA	1	↔		-
	Restoration of Parental Rights	RR	0	▼	-100.0%	-1
	Total		900	▲	21.6%	+160
GRAND TOTAL			1,694	▲	16.3%	+238

Filings by Major Case Category**

Category	Summary	Change	% Change	Absolute Change
Adult Criminal	338	▲	-7.7%	-28
Child Dependency	152	▲	+23.6%	+29

Child in Need of Services/Supervision	6	▼	-76.9%	-20
Custody and Visitation	443	▲	+25.9%	+91
Delinquency	80	▲	-8.0%	-7
Juvenile Miscellaneous	8	▲	+166.7%	+5
New to Workload Study	27	▲	+17.4%	+4
Other	262	▲	+80.7%	+117
Protective Orders	104	▼	-15.4%	-19
Support	224	▲	+53.4%	+78
Traffic	50	▼	-19.4%	-12
GRAND TOTAL	1,694	▲	16.3%	+238

2025 Overall GRAND TOTAL		Distribution of Caseload			Change*		Percentage (%) of Caseload		
<div>2025 <div></div></div> <div>2024 <div></div></div>	<div>828</div> <div>+103</div> <div>14.2%</div> <div>↑</div>	Adult	476	57%	0.0%	0	Adult	2024	2025
		Juvenile	352	43%	41.4% ▲	+103	Juvenile	65.7%	57.5%
		GRAND TOTAL	828	100%	14.2% ▲	+103	GRAND TOTAL	100%	100%

Filings by Division & Code

Division	Case Type Description	Code	Summary	Change	% Change	Absolute Change
Adult	Show Cause	SC	133	▼	-0.7%	-1
	Other	OT	102	▲	+24.4%	+20
	Misdemeanor	CM	80	▼	-21.6%	-22
	Civil Support	VS	66	▲	+29.4%	+15
	Felony	CF	36	▲	+38.5%	+10
	Capias	CA	19	▼	-51.3%	-20
	Family Abuse - Protective Order	FP	16	▼	-33.3%	-8
	Remand Support	RS	9	▲	+800.0%	+8
	Violation of Protective Order	PV	7	▼	-22.2%	-2
	Non-Family Abuse Protective Order	AP	5	▲	+400.0%	+4
	Motion - Protective Order	MP	3	▼	-57.1%	-4
	Total		476		0.0%	0
Juvenile	Custody Visitation	CV	138	▲	+43.8%	+42
	Permanency Planning	PH	36	▲	+260.0%	+26
	Abuse and Neglect	AN	23	▼	-17.9%	-5
	Foster Care Review	FC	22	▲	+100.0%	+11
	Misdemeanor	DM	18	▼	-21.7%	-5
	Initial Foster Care	IF	17	▼	-34.6%	-9
	Terminate Parental Rights	TP	13	▲	-	+13
	Traffic	T	13	▼	-13.3%	-2
	Remand Custody	RC	11	▲	-	+11
	Remand Visitation	RV	11	▲	-	+11
	Felony	DF	8	▼	-52.9%	-9
	Emergency Custody Order	EC	6	▲	-	+6
	Temporary Detention Order	TD	6	▲	+500.0%	+5
	Truancy	TR	5	▲	-	+5
	Voluntary Continuing Services and Support Agreemen	VA	4	▲	+100.0%	+2
	Entrustment	ET	3	▲	-	+3
	Motion - Protective Order	MP	3	↔	-	-
	Non-Family Abuse Protective Order	AP	3	▲	+50.0%	+1
	Paternity	PT	3	↔	-	-
	Show Cause	SC	3	↔	-	-
	Child In Need of Services	CS	2	▲	+100.0%	+1
	Other	OT	2	▲	+100.0%	+1
	Special Immigrant Juvenile Status	SI	1	▼	-75.0%	-3
	Status	ST	1	↔	-	-
	Family Abuse - Protective Order	FP	0	▼	-100.0%	-2
	Total		352	▲	41.4%	+103
GRAND TOTAL			828	▲	14.2%	+103

Filings by Major Case Category**

Category	Summary	Change	% Change	Absolute Change
Adult Criminal	184	▼	-23.3%	-56
Child Dependency	118	▲	+53.2%	+41
Child in Need of Services/Supervision	7	▲	+600.0%	+6
Custody and Visitation	141	▲	+42.4%	+42
Delinquency	29	▼	-32.6%	-14

Juvenile Miscellaneous	1	▼	-50.0%	-1
New to Workload Study	1	▼	-75.0%	-3
Other	147	▲	+75.0%	+63
Protective Orders	30	▲	-23.1%	-9
Support	157	▲	+29.8%	+36
Traffic	13	▼	-13.3%	-2
GRAND TOTAL	828	▲	14.2%	+103

2025 Overall GRAND TOTAL		Distribution of Caseload			Change*		Percentage (%) of Caseload			
<div>2025 <div></div></div> <div>2024 <div></div></div>	<div>1,397</div> <div>-126</div> <div>-8.3%</div> <div>↓</div>	Adult	800	57%	6.1%	▲	+46	Adult	49.5%	57.3%
		Juvenile	597	43%	-22.4%	▼	-172	Juvenile	50.5%	42.7%
		GRAND TOTAL	1,397	100%	-8.3%	▼	-126	GRAND TOTAL	100%	100%

Filings by Division & Code

Division	Case Type Description	Code	Summary	Change	% Change	Absolute Change
Adult	Show Cause	SC	247	▲	+9.3%	+21
	Misdemeanor	CM	138	▲	+11.3%	+14
	Civil Support	VS	131	▼	-7.1%	-10
	Felony	CF	80	▲	+86.0%	+37
	Other	OT	78	▼	-3.7%	-3
	Family Abuse - Protective Order	FP	59	▲	+28.3%	+13
	Capias	CA	38	▲	-29.6%	-16
	Motion - Protective Order	MP	9	▼	-50.0%	-9
	Remand Support	RS	8	↔		-
	Non-Family Abuse Protective Order	AP	5	▲	+66.7%	+2
	Violation of Protective Order	PV	4	▼	-20.0%	-1
	Restricted License for Non-Support	SL	3	▼	-40.0%	-2
	Total		800	▲	6.1%	+46
Juvenile	Custody Visitation	CV	389	▼	-13.6%	-61
	Misdemeanor	DM	51	▼	-49.0%	-49
	Traffic	T	28	▼	-26.3%	-10
	Special Immigrant Juvenile Status	SI	20	▼	-16.7%	-4
	Felony	DF	13	▼	-66.7%	-26
	Remand Custody	RC	13	▲	+30.0%	+3
	Remand Visitation	RV	13	▲	+30.0%	+3
	Show Cause	SC	10	▼	-37.5%	-6
	Permanency Planning	PH	9	↔		-
	Non-Family Abuse Protective Order	AP	8	▲	+33.3%	+2
	Child In Need of Services	CS	7	▼	-46.2%	-6
	Abuse and Neglect	AN	6	↔		-
	Motion - Protective Order	MP	6	▲	+200.0%	+4
	Child at Risk	RI	5	▼	-37.5%	-3
	Foster Care Review	FC	3	▲	+50.0%	+1
	Other	OT	3	▲	-	+3
	Entrustment	ET	2	▲	+100.0%	+1
	Initial Foster Care	IF	2	↔		-
	Paternity	PT	2	▼	-81.8%	-9
	Temporary Detention Order	TD	2	▼	-71.4%	-5
	Truancy	TR	2	▼	-33.3%	-1
	Capias	CA	1	▲	-	+1
	Civil Violation	CI	1	▼	-83.3%	-5
	Voluntary Continuing Services and Support Agree	VA	1	↔		-
	Emergency Custody Order	EC	0	▼	-100.0%	-1
	Family Abuse - Protective Order	FP	0	▼	-100.0%	-1
	Status	ST	0	▼	-100.0%	-1
	Terminate Parental Rights	TP	0	▼	-100.0%	-2
	Total		597	▼	-22.4%	-172
GRAND TOTAL			1,397	▼	-8.3%	-126

Filings by Major Case Category**

Category	Summary	Change	% Change	Absolute Change
Adult Criminal	391	▲	+4.0%	+15
Child Dependency	28	▲	-9.7%	-3
Child in Need of Services/Supervision	17	▼	-37.0%	-10
Custody and Visitation	391	▼	-15.2%	-70
Delinquency	67	▲	-53.5%	-77
Juvenile Miscellaneous	0	▼	-100.0%	-1
New to Workload Study	21	▼	-30.0%	-9
Other	117	▲		0
Protective Orders	87	▲	+14.5%	+11
Support	250	▲	+12.6%	+28
Traffic	28	▼	-26.3%	-10
GRAND TOTAL	1,397	▼	-8.3%	-126

2025 Overall GRAND TOTAL		Distribution of Caseload		Change*		Percentage (%) of Caseload		
<div><div>547</div><div><div>2025</div><div>2024</div></div><div>-39 -6.7%</div><div>↓</div></div>		<div><div>Adult</div><div>Juvenile</div><div>GRAND TOTAL</div></div> <div><div>252</div><div>295</div><div>547</div></div> <div><div>46%</div><div>54%</div><div>100%</div></div>	<div><div>-20.5%</div><div>9.7%</div><div>-6.7%</div></div> <div><div>▼</div><div>▲</div><div>▼</div></div> <div><div>-65</div><div>+26</div><div>-39</div></div>	<div><div>Adult</div><div>Juvenile</div><div>GRAND TOTAL</div></div> <div><div>54.1%</div><div>45.9%</div><div>100%</div></div> <div><div>2024</div><div>2025</div></div> <div><div>46.1%</div><div>53.9%</div><div>100%</div></div>				

Filings by Division & Code

Division	Case Type Description	Code	Summary	Change	% Change	Absolute Change
Adult	Show Cause	SC	75	▼	-13.8%	-12
	Other	OT	37	▼	-27.5%	-14
	Civil Support	VS	36	▼	-18.2%	-8
	Misdemeanor	CM	32	▼	-25.6%	-11
	Capias	CA	19	▲	+111.1%	+10
	Family Abuse - Protective Order	FP	19	↔		-
	Remand Support	RS	17	▲	+6.3%	+1
	Felony	CF	11	▼	-71.1%	-27
	Motion - Protective Order	MP	3	▼	-57.1%	-4
	Non-Family Abuse Protective Order	AP	2	▲	+100.0%	+1
	Violation of Protective Order	PV	1	↔		-
	Bond Forfeiture	BF	0	▼	-100.0%	-1
	Total		252	▼	-20.5%	-65
Juvenile	Custody Visitation	CV	192	▲	+32.4%	+47
	Misdemeanor	DM	12	▼	-50.0%	-12
	Remand Custody	RC	12	▼	-7.7%	-1
	Show Cause	SC	10	▲	-	+10
	Abuse and Neglect	AN	9	▲	+80.0%	+4
	Permanency Planning	PH	9	▼	-35.7%	-5
	Remand Visitation	RV	7	▼	-46.2%	-6
	Felony	DF	6	▲	+500.0%	+5
	Initial Foster Care	IF	6	▲	+20.0%	+1
	Traffic	T	6	▼	-33.3%	-3
	Civil Violation	CI	4	▲	+300.0%	+3
	Motion - Protective Order	MP	4	▲	-	+4
	Child In Need of Services	CS	3	▼	-25.0%	-1
	Family Abuse - Protective Order	FP	3	▲	+200.0%	+2
	Foster Care Review	FC	3	▼	-70.0%	-7
	Non-Family Abuse Protective Order	AP	3	▼	-57.1%	-4
	Temporary Detention Order	TD	3	↔		-
	Terminate Parental Rights	TP	2	▲	-	+2
	Truancy	TR	1	▼	-83.3%	-5
	Other	OT	0	▼	-100.0%	-3
	Paternity	PT	0	▼	-100.0%	-2
	Voluntary Continuing Services and Support Agreem	VA	0	▼	-100.0%	-3
	Total		295	▲	9.7%	+26
	GRAND TOTAL		547	▼	-6.7%	-39

Filings by Major Case Category**

Category	Summary	Change	% Change	Absolute Change
Adult Criminal	101	▼	-32.2%	-48
Child Dependency	29	▲	-21.6%	-8
Child in Need of Services/Supervision	4	▼	-60.0%	-6
Custody and Visitation	192	▼	+30.6%	+45
Delinquency	28	▲	+12.0%	+3
New to Workload Study	4	▲	+300.0%	+3
Other	76	▼	-23.2%	-23

Protective Orders	34	▲	-2.9%	-1
Support	73	▲	-1.4%	-1
Traffic	6	▼	-33.3%	-3
<i>GRAND TOTAL</i>	547	▼	-6.7%	-39

2025 Overall GRAND TOTAL		Distribution of Caseload			Change*		Percentage (%) of Caseload		
<div>2025 <div></div></div> <div>2024 <div></div></div> <div>352</div> <div>+17 5.1%</div> <div>↑</div>	Adult		152	43%	3.4%	▲	+5	Adult	2024 43.9%
	Juvenile		200	57%	6.4%	▲	+12	Juvenile	2025 56.8%
	GRAND TOTAL		352	100%	5.1%	▲	+17	GRAND TOTAL	100%

Filings by Division & Code

Division	Case Type Description	Code	Summary	Change	% Change	Absolute Change
Adult	Misdemeanor	CM	42	▲	+35.5%	+11
	Civil Support	VS	32	▲	+68.4%	+13
	Other	OT	28	▼	-12.5%	-4
	Show Cause	SC	16	▼	-50.0%	-16
	Felony	CF	9	▼	-30.8%	-4
	Family Abuse - Protective Order	FP	8	▼	-33.3%	-4
	Capias	CA	7	▲	+40.0%	+2
	Remand Support	RS	4	▲	+300.0%	+3
	Violation of Protective Order	PV	4	▲	+100.0%	+2
	Motion - Protective Order	MP	1	▲	-	+1
	Non-Family Abuse Protective Order	AP	1	▲	-	+1
	Total		152	▲	3.4%	+5
Juvenile	Custody Visitation	CV	109	▲	+45.3%	+34
	Traffic	T	31	▲	+10.7%	+3
	Misdemeanor	DM	28	▼	-37.8%	-17
	Felony	DF	11	▲	+22.2%	+2
	Permanency Planning	PH	4	▼	-20.0%	-1
	Remand Visitation	RV	4	▲	+33.3%	+1
	Remand Custody	RC	3	↔		-
	Foster Care Review	FC	2	▲	-	+2
	Paternity	PT	2	▲	-	+2
	Terminate Parental Rights	TP	2	▲	-	+2
	Truancy	TR	2	▲	-	+2
	Other	OT	1	↔		-
	Status	ST	1	▼	-66.7%	-2
	Abuse and Neglect	AN	0	▼	-100.0%	-1
	Capias	CA	0	▼	-100.0%	-1
	Child In Need of Services	CS	0	▼	-100.0%	-1
	Emergency Custody Order	EC	0	▼	-100.0%	-3
	Initial Foster Care	IF	0	▼	-100.0%	-1
	Motion - Protective Order	MP	0	▼	-100.0%	-5
	Non-Family Abuse Protective Order	AP	0	▼	-100.0%	-1
	Special Immigrant Juvenile Status	SI	0	▼	-100.0%	-1
	Voluntary Continuing Services and Support Agreen	VA	0	▼	-100.0%	-2
	Total		200	▲	6.4%	+12
GRAND TOTAL			352	▲	5.1%	+17

Filings by Major Case Category**

Category	Summary	Change	% Change	Absolute Change
Adult Criminal	72	▲	-1.4%	-1
Child Dependency	8	▲	-11.1%	-1
Child in Need of Services/Supervision	2	▲	+100.0%	+1
Custody and Visitation	111	▲	+48.0%	+36
Delinquency	39	▼	-29.1%	-16
Juvenile Miscellaneous	1	▼	-66.7%	-2
New to Workload Study	0	▼	-100.0%	-1

Other	40	▲	-7.0%	-3
Protective Orders	10	▲	-44.4%	-8
Support	38	▲	+31.0%	+9
Traffic	31	▲	+10.7%	+3
GRAND TOTAL	352	▲	5.1%	+17

2025 Overall GRAND TOTAL		Distribution of Caseload			Change*		Percentage (%) of Caseload		
<div>2025 <div></div></div> <div>2024 <div></div></div> <div>474</div> <div>+11</div> <div>2.4%</div> <div>↑</div>	Adult	238	50%	16.1%	▲	+33	Adult	2024	2025
	Juvenile	236	50%	-8.5%	▼	-22	Juvenile	44.3%	50.2%
	GRAND TOTAL	474	100%	2.4%	▲	+11	GRAND TOTAL	100%	100%

Filings by Division & Code

Division	Case Type Description	Code	Summary	Change	% Change	Absolute Change
Adult	Civil Support	VS	55	▲	+44.7%	+17
	Show Cause	SC	55	▲	+7.8%	+4
	Other	OT	40	▲	+33.3%	+10
	Misdemeanor	CM	38	▲	+11.8%	+4
	Family Abuse - Protective Order	FP	19	▼	-13.6%	-3
	Felony	CF	13	▲	+62.5%	+5
	Motion - Protective Order	MP	8	▲	+700.0%	+7
	Capias	CA	6	▼	-60.0%	-9
	Non-Family Abuse Protective Order	AP	2	▼	-60.0%	-3
	Remand Support	RS	1	▲	-	+1
	Violation of Protective Order	PV	1	↔	-	-
	Total		238	▲	16.1%	+33
Juvenile	Custody Visitation	CV	143	▲	+23.3%	+27
	Misdemeanor	DM	12	▼	-61.3%	-19
	Traffic	T	12	▼	-52.0%	-13
	Foster Care Review	FC	11	▲	+37.5%	+3
	Abuse and Neglect	AN	9	▲	+50.0%	+3
	Initial Foster Care	IF	7	▲	+250.0%	+5
	Permanency Planning	PH	6	▲	+50.0%	+2
	Remand Custody	RC	4	▲	-	+4
	Remand Visitation	RV	4	▲	-	+4
	Felony	DF	3	▼	-89.3%	-25
	Other	OT	3	▲	-	+3
	Special Immigrant Juvenile Status	SI	3	↔	-	-
	Temporary Detention Order	TD	3	▲	+200.0%	+2
	Terminate Parental Rights	TP	3	▲	-	+3
	Child at Risk	RI	2	▲	-	+2
	Non-Family Abuse Protective Order	AP	2	▼	-83.3%	-10
	Relief of Custody	CR	2	▲	-	+2
	Child In Need of Services	CS	1	▼	-80.0%	-4
	Emergency Custody Order	EC	1	↔	-	-
	Entrustment	ET	1	↔	-	-
	Family Abuse - Protective Order	FP	1	▲	-	+1
	Paternity	PT	1	↔	-	-
	Truancy	TR	1	▼	-75.0%	-3
	Voluntary Continuing Services and Support Agreem	VA	1	▼	-50.0%	-1
	Capias	CA	0	▼	-100.0%	-1
	Show Cause	SC	0	▼	-100.0%	-5
	Status	ST	0	▼	-100.0%	-2
	Total		236	▼	-8.5%	-22
GRAND TOTAL			474	▲	2.4%	+11

Filings by Major Case Category**

Category	Summary	Change	% Change	Absolute Change
Adult Criminal	91	▲	+5.8%	+5
Child Dependency	42	▲	+82.6%	+19
Child in Need of Services/Supervision	2	▼	-77.8%	-7

Custody and Visitation	144	▲	+23.1%	+27
Delinquency	15	▼	-76.9%	-50
Juvenile Miscellaneous	0	▼	-100.0%	-2
New to Workload Study	3	↔		0
Other	56	▲	+75.0%	+24
Protective Orders	32	▲	-20.0%	-8
Support	77	▲	+26.2%	+16
Traffic	12	▼	-52.0%	-13
GRAND TOTAL	474	▲	2.4%	+11

2025 Overall GRAND TOTAL		Distribution of Caseload			Change*		Percentage (%) of Caseload			
<div>2025 <div></div></div> <div>2024 <div></div></div>	<div>937</div> <div>-86</div> <div>-8.4%</div> <div>↓</div>	Adult	531	57%	-5.3%	▼	-30	Adult	2024 54.8%	2025 56.7%
		Juvenile	406	43%	-12.1%	▼	-56	Juvenile	45.2%	43.3%
		GRAND TOTAL	937	100%	-8.4%	▼	-86	GRAND TOTAL	100%	100%

Filings by Division & Code

Division	Case Type Description	Code	Summary	Change	% Change	Absolute Change
Adult	Show Cause	SC	148	▲	+48.0%	+48
	Misdemeanor	CM	110	▼	-29.9%	-47
	Other	OT	102	▲	+7.4%	+7
	Civil Support	VS	54	▼	-26.0%	-19
	Capias	CA	38	▲	+65.2%	+15
	Felony	CF	37	▼	-30.2%	-16
	Family Abuse - Protective Order	FP	29	▲	+3.6%	+1
	Motion - Protective Order	MP	6	▼	-33.3%	-3
	Violation of Protective Order	PV	4	▼	-71.4%	-10
	Remand Support	RS	2	▼	-33.3%	-1
	Restricted License for Non-Support	SL	1	▼	-75.0%	-3
	Non-Family Abuse Protective Order	AP	0	▼	-100.0%	-2
	Total		531	▼	-5.3%	-30
Juvenile	Custody Visitation	CV	245	▼	-17.5%	-52
	Felony	DF	34	▲	+277.8%	+25
	Misdemeanor	DM	30	▲	+25.0%	+6
	Traffic	T	24	▼	-52.0%	-26
	Motion - Protective Order	MP	9	▲	+50.0%	+3
	Abuse and Neglect	AN	7	▼	-12.5%	-1
	Permanency Planning	PH	7	▼	-36.4%	-4
	Child In Need of Services	CS	6	↔		-
	Paternity	PT	5	▼	-28.6%	-2
	Remand Custody	RC	5	↔		-
	Remand Visitation	RV	5	↔		-
	Temporary Detention Order	TD	5	▲	+400.0%	+4
	Initial Foster Care	IF	4	▲	+100.0%	+2
	Terminate Parental Rights	TP	4	▼	-20.0%	-1
	Capias	CA	3	↔		-
	Civil Violation	CI	3	▼	-40.0%	-2
	Foster Care Review	FC	3	▼	-40.0%	-2
	Other	OT	2	▲	-	+2
	Show Cause	SC	2	▲	+100.0%	+1
	Non-Family Abuse Protective Order	AP	1	▼	-75.0%	-3
	Special Immigrant Juvenile Status	SI	1	▲	-	+1
	Truancy	TR	1	↔		-
	Emergency Custody Order	EC	0	▼	-100.0%	-1
	Entrustment	ET	0	▼	-100.0%	-2
	Status	ST	0	▼	-100.0%	-1
	Voluntary Continuing Services and Support Agreem	VA	0	▼	-100.0%	-3
	Total		406	▼	-12.1%	-56
GRAND TOTAL			937	▼	-8.4%	-86

Filings by Major Case Category**

Category	Summary	Change	% Change	Absolute Change
Adult Criminal	240	▼	-20.0%	-60
Child Dependency	25	▼	-30.6%	-11
Child in Need of Services/Supervision	7	↔		0

Custody and Visitation	250	▼	-17.8%	-54
Delinquency	69	▲	+86.5%	+32
Juvenile Miscellaneous	0	▼	-100.0%	-1
New to Workload Study	4	▲	-20.0%	-1
Other	121	▲	+10.0%	+11
Protective Orders	45	▼	-8.2%	-4
Support	152	▲	+22.6%	+28
Traffic	24	▼	-52.0%	-26
GRAND TOTAL	937	▼	-8.4%	-86

Filings by Division & Code

Filings by Major Case Category**

* Compared to same time period as previous year ** Case Type Categories are defined in the 2017 Virginia Judicial Workload Assessment

The data reported reflect the case management system. The case types reported may not necessitate judicial involvement.

7/16/2025 11:07:08AM Source: SCV-SQL-Information

GRAND TOTAL	315	▼	-13.7%	-50
-------------	-----	---	--------	-----

2025 Overall GRAND TOTAL		Distribution of Caseload			Change*		Percentage (%) of Caseload			
<div>2025 <div></div></div> <div>2024 <div></div></div>	<div>912</div> <div>-98</div> <div>-9.7%</div> <div></div>	Adult	518	57%	6.6%	▲	+32	Adult	2024	2025
		Juvenile	394	43%	-24.8%	▼	-130	Juvenile	48.1%	56.8%
		GRAND TOTAL	912	100%	-9.7%	▼	-98	GRAND TOTAL	100%	100%

Filings by Division & Code

Division	Case Type Description	Code	Summary	Change	% Change	Absolute Change
Adult	Show Cause	SC	114	▼	-16.2%	-22
	Civil Support	VS	109	▲	+2.8%	+3
	Misdemeanor	CM	104	▲	+28.4%	+23
	Other	OT	73	▲	+14.1%	+9
	Family Abuse - Protective Order	FP	41	↔		-
	Capias	CA	30	▲	+20.0%	+5
	Felony	CF	29	▲	+107.1%	+15
	Motion - Protective Order	MP	7	▲	+16.7%	+1
	Non-Family Abuse Protective Order	AP	5	▲	+25.0%	+1
	Restricted License for Non-Support	SL	3	▲	-	+3
	Violation of Protective Order	PV	2	↔		-
	Remand Support	RS	1	▼	-83.3%	-5
	Bond Forfeiture	BF	0	▼	-100.0%	-1
Total			518	▲	6.6%	+32
Juvenile	Custody Visitation	CV	255	▼	-20.8%	-67
	Misdemeanor	DM	24	▼	-25.0%	-8
	Permanency Planning	PH	15	▲	+7.1%	+1
	Traffic	T	12	▼	-14.3%	-2
	Voluntary Continuing Services and Support Agreen	VA	10	▲	+66.7%	+4
	Felony	DF	9	▼	-43.8%	-7
	Foster Care Review	FC	9	▼	-10.0%	-1
	Status	ST	9	▼	-40.0%	-6
	Abuse and Neglect	AN	7	▲	+133.3%	+4
	Remand Custody	RC	7	↔		-
	Remand Visitation	RV	7	↔		-
	Child In Need of Services	CS	6	▼	-73.9%	-17
	Paternity	PT	5	↔		-
	Truancy	TR	5	▼	-37.5%	-3
	Entrustment	ET	4	▲	-	+4
	Initial Foster Care	IF	4	▼	-20.0%	-1
	Temporary Detention Order	TD	2	↔		-
	Terminate Parental Rights	TP	2	▼	-85.7%	-12
	Other	OT	1	▼	-80.0%	-4
	Special Immigrant Juvenile Status	SI	1	▼	-50.0%	-1
	Capias	CA	0	▼	-100.0%	-1
	Civil Violation	CI	0	▼	-100.0%	-7
	Emancipation	EP	0	▼	-100.0%	-1
	Emergency Custody Order	EC	0	▼	-100.0%	-1
	Motion - Protective Order	MP	0	▼	-100.0%	-2
	Non-Family Abuse Protective Order	AP	0	▼	-100.0%	-2
Total			394	▼	-24.8%	-130
GRAND TOTAL			912	▼	-9.7%	-98

Filings by Major Case Category**

Category	Summary	Change	% Change	Absolute Change
Adult Criminal	233	▲	+8.4%	+18
Child Dependency	51	▲	-1.9%	-1

Child in Need of Services/Supervision	11	▼	-64.5%	-20
Custody and Visitation	260	▼	-20.5%	-67
Delinquency	33	▼	-32.7%	-16
Juvenile Miscellaneous	9	▼	-43.8%	-7
New to Workload Study	1	▼	-88.9%	-8
Other	91	▼	-1.1%	-1
Protective Orders	53	▼	-3.6%	-2
Support	158	▲	+5.3%	+8
Traffic	12	▼	-14.3%	-2
GRAND TOTAL	912	▼	-9.7%	-98

2025 Overall GRAND TOTAL		Distribution of Caseload			Change*		Percentage (%) of Caseload		
<div>2025 <div></div></div> <div>2024 <div></div></div>	<div>2,167</div> <div>+265</div> <div>13.9%</div> <div>↑</div>	Adult	1,021	47%	25.7% ▲	+209	Adult	2024 42.7%	2025 47.1%
		Juvenile	1,146	53%	5.1% ▲	+56	Juvenile	57.3%	52.9%
		GRAND TOTAL	2,167	100%	13.9% ▲	+265	GRAND TOTAL	100%	100%

Filings by Division & Code

Division	Case Type Description	Code	Summary	Change	% Change	Absolute Change
Adult	Misdemeanor	CM	256	▲	+28.0%	+56
	Civil Support	VS	192	▲	+7.9%	+14
	Show Cause	SC	156	▲	+27.9%	+34
	Other	OT	141	▼	+22.6%	+26
	Felony	CF	103	▲	+15.7%	+14
	Capias	CA	79	▲	+97.5%	+39
	Family Abuse - Protective Order	FP	69	▲	+23.2%	+13
	Motion - Protective Order	MP	10	▲	+42.9%	+3
	Non-Family Abuse Protective Order	AP	7	▲	+75.0%	+3
	Restricted License for Non-Support	SL	5	▲	-	+5
	Protective Order	PC	2	▲	-	+2
	Violation Family Abuse Protective Order	PS	1	▲	-	+1
	Violation of Protective Order	PV	0	▼	-100.0%	-1
Total			1,021	▲	25.7%	+209
Juvenile	Custody Visitation	CV	403	▲	+16.8%	+58
	Misdemeanor	DM	179	▲	+17.0%	+26
	Felony	DF	115	▼	-1.7%	-2
	Civil Violation	CI	76	▼	-15.6%	-14
	Special Immigrant Juvenile Status	SI	57	▲	+714.3%	+50
	Status	ST	48	▼	-26.2%	-17
	Abuse and Neglect	AN	46	▲	+9.5%	+4
	Traffic	T	37	▲	+8.8%	+3
	Paternity	PT	36	▲	+63.6%	+14
	Child In Need of Services	CS	34	▲	+13.3%	+4
	Show Cause	SC	22	▼	-51.1%	-23
	Truancy	TR	20	▼	-47.4%	-18
	Permanency Planning	PH	18	▼	-40.0%	-12
	Initial Foster Care	IF	15	▲	+87.5%	+7
	Foster Care Review	FC	14	▲	+16.7%	+2
	Non-Family Abuse Protective Order	AP	8	▼	-65.2%	-15
	Terminate Parental Rights	TP	7	▼	-36.4%	-4
	Motion - Protective Order	MP	3	▲	+200.0%	+2
	Voluntary Continuing Services and Support Agreem	VA	3	↔	-	-
	Capias	CA	2	▼	-60.0%	-3
	Protective Order	PC	2	▲	-	+2
	Other	OT	1	▲	-	+1
	Emergency Custody Order	EC	0	▼	-100.0%	-1
	Entrustment	ET	0	▼	-100.0%	-4
	Family Abuse - Protective Order	FP	0	▼	-100.0%	-1
	Mental Commitment	MC	0	▼	-100.0%	-1
	Relief of Custody	CR	0	▼	-100.0%	-1
	Temporary Detention Order	TD	0	▼	-100.0%	-1
Total			1,146	▲	5.1%	+56
GRAND TOTAL			2,167	▲	13.9%	+265

Filings by Major Case Category**

Category	Summary	Change	% Change	Absolute Change
Adult Criminal	511	▲	+25.9%	+105
Child Dependency	103	▼	-7.2%	-8
Child in Need of Services/Supervision	64	▼	-15.8%	-12
Custody and Visitation	439	▲	+19.6%	+72
Delinquency	310	▲	-0.6%	-2
Juvenile Miscellaneous	48	▼	-26.2%	-17
New to Workload Study	133	▲	+37.1%	+36
Other	142	▲	+20.3%	+24
Protective Orders	97	▲	+5.4%	+5
Support	283	▲	+26.3%	+59
Traffic	37	▲	+8.8%	+3
GRAND TOTAL	2,167	▲	13.9%	+265

2025 Overall GRAND TOTAL		Distribution of Caseload				Change*		Percentage (%) of Caseload		
<div>2025 <div></div></div> <div>2024 <div></div></div> <div>50</div> <div>+8</div> <div>19.0%</div> <div>↑</div>	Adult		17	34%	-10.5%	▼	-2	Adult	2024	2025
	Juvenile		33	66%	43.5%	▲	+10	Juvenile	45.2%	34.0%
	GRAND TOTAL		50	100%	19.0%	▲	+8	GRAND TOTAL	100%	100%

Filings by Division & Code

Division	Case Type Description	Code	Summary	Change	% Change	Absolute Change
Adult	Misdemeanor	CM	7	▲	+16.7%	+1
	Other	OT	6	▼	-14.3%	-1
	Civil Support	VS	2	↔		-
	Family Abuse - Protective Order	FP	1	↔		-
	Violation of Protective Order	PV	1	▲	-	+1
	Capias	CA	0	▼	-100.0%	-1
	Felony	CF	0	▼	-100.0%	-1
	Show Cause	SC	0	▼	-100.0%	-1
	Total		17	▼	-10.5%	-2
Juvenile	Custody Visitation	CV	8	▲	+166.7%	+5
	Felony	DF	6	▲	+200.0%	+4
	Misdemeanor	DM	6	▼	-25.0%	-2
	Traffic	T	5	▼	-16.7%	-1
	Status	ST	4	▲	+300.0%	+3
	Truancy	TR	2	▲	+100.0%	+1
	Abuse and Neglect	AN	1	▲	-	+1
	Child In Need of Services	CS	1	↔		-
	Special Immigrant Juvenile Status	SI	0	▼	-100.0%	-1
Total			33	▲	43.5%	+10
GRAND TOTAL			50	▲	19.0%	+8

Filings by Major Case Category**

Category	Summary	Change	% Change	Absolute Change
Adult Criminal	8	▲	-11.1%	-1
Child Dependency	1	▲	-	+1
Child in Need of Services/Supervision	3	▲	+50.0%	+1
Custody and Visitation	8	▲	+166.7%	+5
Delinquency	12	▲	+20.0%	+2
Juvenile Miscellaneous	4	▲	+300.0%	+3
New to Workload Study	0	▼	-100.0%	-1
Other	6	▼	-14.3%	-1
Protective Orders	1	↔		0
Support	2	↔		0
Traffic	5	▼	-16.7%	-1
GRAND TOTAL	50	▲	19.0%	+8

2025 Overall GRAND TOTAL		Distribution of Caseload			Change*		Percentage (%) of Caseload			
<div>2025 <div></div></div> <div>2024 <div></div></div>	<div>1,690</div> <div>-166</div> <div>-8.9%</div> <div></div>	Adult	864	51%	-4.2%	▼	-38	Adult	202448.6%	202551.1%
		Juvenile	826	49%	-13.4%	▼	-128	Juvenile	51.4%	48.9%
		GRAND TOTAL	1,690	100%	-8.9%	▼	-166	GRAND TOTAL	100%	100%

Filings by Division & Code

Division	Case Type Description	Code	Summary	Change	% Change	Absolute Change
Adult	Civil Support	VS	208	▲	+5.6%	+11
	Misdemeanor	CM	198	▼	-12.8%	-29
	Other	OT	198	▼	-9.2%	-20
	Family Abuse - Protective Order	FP	59	▼	-21.3%	-16
	Felony	CF	53	▼	-14.5%	-9
	Show Cause	SC	52	▲	+15.6%	+7
	Capias	CA	35	▲	-16.7%	-7
	Protective Order	PC	28	▲	+154.5%	+17
	Motion - Protective Order	MP	13	▲	+116.7%	+7
	Non-Family Abuse Protective Order	AP	7	▲	+250.0%	+5
	Restricted License for Non-Support	SL	7	▲	-	+7
	Violation of Protective Order	PV	4	▼	-20.0%	-1
	Bond Forfeiture	BF	2	▼	-83.3%	-10
Total			864	▼	-4.2%	-38
Juvenile	Custody Visitation	CV	356	▼	-20.4%	-91
	Misdemeanor	DM	131	▼	-7.1%	-10
	Felony	DF	72	▲	+28.6%	+16
	Status	ST	71	▼	-15.5%	-13
	Paternity	PT	54	▲	+217.6%	+37
	Truancy	TR	22	▲	+69.2%	+9
	Foster Care Review	FC	17	▼	-10.5%	-2
	Traffic	T	17	▼	-26.1%	-6
	Initial Foster Care	IF	15	↔	-	-
	Permanency Planning	PH	13	▼	-40.9%	-9
	Abuse and Neglect	AN	12	▲	+100.0%	+6
	Temporary Detention Order	TD	10	▲	+42.9%	+3
	Motion - Protective Order	MP	9	▼	-59.1%	-13
	Special Immigrant Juvenile Status	SI	7	▼	-61.1%	-11
	Emergency Custody Order	EC	5	▲	+66.7%	+2
	Other	OT	5	▼	-64.3%	-9
	Voluntary Continuing Services and Support Agree	VA	5	▲	+150.0%	+3
	Relief of Custody	CR	3	▲	+200.0%	+2
	Non-Family Abuse Protective Order	AP	2	▼	-88.2%	-15
	Child In Need of Services	CS	0	▼	-100.0%	-1
	Civil Violation	CI	0	▼	-100.0%	-5
	Entrustment	ET	0	▼	-100.0%	-2
	Family Abuse - Protective Order	FP	0	▼	-100.0%	-2
	Mental Commitment	MC	0	▼	-100.0%	-1
	Show Cause	SC	0	▼	-100.0%	-7
	Terminate Parental Rights	TP	0	▼	-100.0%	-9
Total			826	▼	-13.4%	-128
GRAND TOTAL			1,690	▼	-8.9%	-166

Filings by Major Case Category**

Category	Summary	Change	% Change	Absolute Change
Adult Criminal	345	▼	-11.5%	-45
Child Dependency	65	▲	-14.5%	-11

Child in Need of Services/Supervision	22	▼	+57.1%	+8
Custody and Visitation	410	▲	-11.6%	-54
Delinquency	203	▼	-0.5%	-1
Juvenile Miscellaneous	71	▼	-15.5%	-13
New to Workload Study	7	▼	-69.6%	-16
Other	218	▼	-10.3%	-25
Protective Orders	90	▲	-27.4%	-34
Support	242	▲	+14.7%	+31
Traffic	17	▼	-26.1%	-6
GRAND TOTAL	1,690	▼	-8.9%	-166

2025 Overall GRAND TOTAL		Distribution of Caseload			Change*		Percentage (%) of Caseload			
<div>2025</div> <div>2024</div>	<div>9,657</div> <div>-824</div> <div>-7.9%</div> <div></div>	Adult	4,651	48%	-7.3%	▼	-367	Adult	2024	2025
		Juvenile	5,006	52%	-8.4%	▼	-457	Juvenile	47.9%	48.2%
		GRAND TOTAL	9,657	100%	-7.9%	▼	-824	GRAND TOTAL	52.1%	51.8%
									100%	100%

Filings by Division & Code

Division	Case Type Description	Code	Summary	Change	% Change	Absolute Change
Adult	Misdemeanor	CM	1,179	▼	-12.3%	-166
	Civil Support	VS	954	▲	+4.5%	+41
	Other	OT	760	▼	-19.7%	-187
	Show Cause	SC	556	▲	+11.2%	+56
	Felony	CF	458	▼	-17.5%	-97
	Family Abuse - Protective Order	FP	433	▼	-8.6%	-41
	Capias	CA	230	▲	+15.0%	+30
	Remand Support	RS	31	▲	+10.7%	+3
	Non-Family Abuse Protective Order	AP	22	▼	-8.3%	-2
	Protective Order	PC	20	▼	-23.1%	-6
	Violation of Protective Order	PV	5	▲	+25.0%	+1
	Motion - Protective Order	MP	2	▲	-	+2
	Violation Family Abuse Protective Order	PS	1	▼	-50.0%	-1
Total			4,651	▼	-7.3%	-367
Juvenile	Custody Visitation	CV	2,167	▼	-7.1%	-166
	Misdemeanor	DM	570	▼	-14.4%	-96
	Status	ST	538	▲	-29.1%	-221
	Traffic	T	508	▲	+25.7%	+104
	Special Immigrant Juvenile Status	SI	330	▲	+90.8%	+157
	Felony	DF	239	▼	-25.8%	-83
	Temporary Detention Order	TD	101	▼	-3.8%	-4
	Permanency Planning	PH	99	▲	+28.6%	+22
	Show Cause	SC	62	▼	-6.1%	-4
	Abuse and Neglect	AN	60	▼	-32.6%	-29
	Foster Care Review	FC	55	▲	+10.0%	+5
	Paternity	PT	49	▼	-50.0%	-49
	Terminate Parental Rights	TP	43	▲	+53.6%	+15
	Remand Custody	RC	31	▼	-3.1%	-1
	Remand Visitation	RV	31	▼	-3.1%	-1
	Initial Foster Care	IF	27	▼	-25.0%	-9
	Voluntary Continuing Services and Support Agree	VA	23	▲	+91.7%	+11
	Capias	CA	18	▼	-67.3%	-37
	Non-Family Abuse Protective Order	AP	16	▼	-57.9%	-22
	Truancy	TR	12	▼	-45.5%	-10
	Emergency Custody Order	EC	10	▼	-23.1%	-3
	Civil Violation	CI	6	▼	-80.0%	-24
	Family Abuse - Protective Order	FP	4	▲	+33.3%	+1
	Motion - Protective Order	MP	3	▼	-25.0%	-1
	Juvenile Support	JS	1	▲	-	+1
	Other	OT	1	▼	-85.7%	-6
	Protective Order	PC	1	↔	-	-
	Relief of Custody	CR	1	▲	-	+1
	Child In Need of Services	CS	0	▼	-100.0%	-5
	Emancipation	EP	0	▼	-100.0%	-1
	Entrustment	ET	0	▼	-100.0%	-2
Total			5,006	▼	-8.4%	-457
GRAND TOTAL			9,657	▼	-7.9%	-824

Filings by Major Case Category**

Category	Summary	Change	% Change	Absolute Change
Adult Criminal	2,098	▼	-12.1%	-288
Child Dependency	308	▲	+4.8%	+14
Child in Need of Services/Supervision	14	▼	-54.8%	-17
Custody and Visitation	2,217	▼	-9.0%	-220
Delinquency	887	▼	-19.4%	-213
Juvenile Miscellaneous	538	▼	-29.2%	-222
New to Workload Study	336	▲	+65.5%	+133
Other	965	▼	-17.1%	-199
Protective Orders	480	▲	-11.6%	-63
Support	1,306	▲	+12.7%	+147
Traffic	508	▲	+25.7%	+104
GRAND TOTAL	9,657	▼	-7.9%	-824

Filings by Division & Code

Filings by Major Case Category**

* Compared to same time period as previous year ** Case Type Categories are defined in the 2017 Virginia Judicial Workload Assessment

The data reported reflect the case management system. The case types reported may not necessitate judicial involvement.

7/16/2025 11:07:08AM Source: SCV-SQL-Information

Delinquency	84	▲	+3.7%	+3
Juvenile Miscellaneous	2	▼	-50.0%	-2
New to Workload Study	3	▲	+50.0%	+1
Other	113	▲	+3.7%	+4
Protective Orders	56	▲	-18.8%	-13
Support	133	▼	+2.3%	+3
Traffic	56	▼	-11.1%	-7
GRAND TOTAL	964	▼	-14.7%	-166

2025 Overall GRAND TOTAL		Distribution of Caseload			Change*		Percentage (%) of Caseload			
<div>2025 <div></div></div> <div>2024 <div></div></div>	<div>2,786</div> <div>-165</div> <div>-5.6%</div> <div></div>	Adult	1,226	44%	-12.9%	▼	-181	Adult	2024 47.7%	2025 44.0%
		Juvenile	1,560	56%	1.0%	▲	+16	Juvenile	52.3%	56.0%
		GRAND TOTAL	2,786	100%	-5.6%	▼	-165	GRAND TOTAL	100%	100%

Filings by Division & Code

Division	Case Type Description	Code	Summary	Change	% Change	Absolute Change
Adult	Misdemeanor	CM	243	▼	-27.9%	-94
	Show Cause	SC	234	▲	+13.6%	+28
	Civil Support	VS	221	▼	-2.6%	-6
	Other	OT	170	▼	-25.8%	-59
	Felony	CF	137	▲	+7.9%	+10
	Family Abuse - Protective Order	FP	122	▼	-4.7%	-6
	Capias	CA	55	▼	-32.9%	-27
	Remand Support	RS	16	▲	+33.3%	+4
	Motion - Protective Order	MP	14	▼	-39.1%	-9
	Violation of Protective Order	PV	9	▼	-73.5%	-25
	Non-Family Abuse Protective Order	AP	5	▲	+400.0%	+4
	Restricted License for Non-Support	SL	0	▼	-100.0%	-1
	Total		1,226	▼	-12.9%	-181
Juvenile	Custody Visitation	CV	631	▼	-12.4%	-89
	Misdemeanor	DM	235	▼	-18.4%	-53
	Traffic	T	217	▼	-4.4%	-10
	Felony	DF	146	▲	+44.6%	+45
	Mental Commitment	MC	57	▲	+418.2%	+46
	Special Immigrant Juvenile Status	SI	53	▲	-	+53
	Remand Custody	RC	28	▲	+115.4%	+15
	Truancy	TR	26	▲	+73.3%	+11
	Remand Visitation	RV	22	▲	+69.2%	+9
	Permanency Planning	PH	18	▲	+28.6%	+4
	Abuse and Neglect	AN	17	▲	+54.5%	+6
	Foster Care Review	FC	13	▼	-7.1%	-1
	Show Cause	SC	11	▲	-26.7%	-4
	Temporary Detention Order	TD	11	▼	-47.6%	-10
	Capias	CA	10	▲	+400.0%	+8
	Non-Family Abuse Protective Order	AP	9	▲	+80.0%	+4
	Paternity	PT	9	↔	-	-
	Status	ST	8	▼	-42.9%	-6
	Terminate Parental Rights	TP	8	▼	-61.9%	-13
	Motion - Protective Order	MP	7	▲	+16.7%	+1
	Child In Need of Services	CS	6	▲	+50.0%	+2
	Emergency Custody Order	EC	4	▼	-42.9%	-3
	Initial Foster Care	IF	4	▼	-63.6%	-7
	Family Abuse - Protective Order	FP	3	▲	-	+3
	Voluntary Continuing Services and Support Agreem	VA	3	▲	+200.0%	+2
	Relief of Custody	CR	2	▲	-	+2
	Entrustment	ET	1	▲	-	+1
	Other	OT	1	▲	-	+1
	Civil Violation	CI	0	▼	-100.0%	-1
	Total		1,560	▲	1.0%	+16
GRAND TOTAL			2,786	▼	-5.6%	-165

Filings by Major Case Category**

Category	Summary	Change	% Change	Absolute Change
Adult Criminal	586	▼	-17.9%	-128
Child Dependency	66	▲	-8.3%	-6
Child in Need of Services/Supervision	33	▲	+73.7%	+14
Custody and Visitation	640	▼	-12.2%	-89
Delinquency	401	▲	-1.2%	-5
Juvenile Miscellaneous	8	▼	-42.9%	-6
New to Workload Study	53	▲	+5,200.0%	+52
Other	309	▲	+1.0%	+3
Protective Orders	160	▲	-1.8%	-3
Support	313	▼	+4.3%	+13
Traffic	217	▼	-4.4%	-10
GRAND TOTAL	2,786	▼	-5.6%	-165

2025 Overall GRAND TOTAL		Distribution of Caseload			Change*		Percentage (%) of Caseload		
<div>2025 <div></div></div> <div>2024 <div></div></div>	<div>123</div> <div>-5.4%</div> <div>↓</div>	Adult	61	50%	32.6%	▲	+15	Adult	2024 35.4%
		Juvenile	62	50%	-26.2%	▼	-22	Juvenile	2025 49.6%
		GRAND TOTAL	123	100%	-5.4%	▼	-7	GRAND TOTAL	100%

Filings by Division & Code

Division	Case Type Description	Code	Summary	Change	% Change	Absolute Change
Adult	Misdemeanor	CM	17	▲	+88.9%	+8
	Other	OT	13	▲	+62.5%	+5
	Civil Support	VS	9	▼	-10.0%	-1
	Show Cause	SC	8	▲	+60.0%	+3
	Family Abuse - Protective Order	FP	5	▲	+66.7%	+2
	Felony	CF	5	▼	-28.6%	-2
	Capias	CA	1	▲	-	+1
	Mental Commitment	MC	1	▲	-	+1
	Motion - Protective Order	MP	1	↔	-	-
	Violation of Protective Order	PV	1	▲	-	+1
	Remand Support	RS	0	▼	-100.0%	-3
	Total		61	▲	32.6%	+15
Juvenile	Custody Visitation	CV	31	▼	-34.0%	-16
	Misdemeanor	DM	13	▲	+30.0%	+3
	Traffic	T	9	▼	-35.7%	-5
	Remand Visitation	RV	4	▼	-33.3%	-2
	Foster Care Review	FC	2	▲	-	+2
	Paternity	PT	1	▲	-	+1
	Permanency Planning	PH	1	▲	-	+1
	Show Cause	SC	1	▲	-	+1
	Initial Foster Care	IF	0	▼	-100.0%	-1
	Remand Custody	RC	0	▼	-100.0%	-6
	Total		62	▼	-26.2%	-22
GRAND TOTAL			123	▼	-5.4%	-7

Filings by Major Case Category**

Category	Summary	Change	% Change	Absolute Change
Adult Criminal	31	▲	+72.2%	+13
Child Dependency	3	▲	+200.0%	+2
Child in Need of Services/Supervision	1	▲	-	+1
Custody and Visitation	32	▲	-31.9%	-15
Delinquency	13	▲	+30.0%	+3
Other	18	▲	-21.7%	-5
Protective Orders	6	▲	+50.0%	+2
Support	10	▼	-23.1%	-3
Traffic	9	▼	-35.7%	-5
GRAND TOTAL	123	▼	-5.4%	-7

2025 Overall GRAND TOTAL		Distribution of Caseload			Change*		Percentage (%) of Caseload		
<div>2025 <div></div></div> <div>2024 <div></div></div>	<div>1,625</div> <div>-19</div> <div>-1.2%</div> <div></div>	Adult	816	50%	5.6%	▲	+43	Adult	2024 47.0%
		Juvenile	809	50%	-7.1%	▼	-62	Juvenile	2025 50.2%
		GRAND TOTAL	1,625	100%	-1.2%	▼	-19	GRAND TOTAL	2024 100%
							2025 100%		

Filings by Division & Code

Division	Case Type Description	Code	Summary	Change	% Change	Absolute Change
Adult	Show Cause	SC	235	▲	+79.4%	+104
	Civil Support	VS	188	▼	-15.7%	-35
	Misdemeanor	CM	130	▼	-9.7%	-14
	Other	OT	80	▼	-29.8%	-34
	Felony	CF	55	▲	+44.7%	+17
	Family Abuse - Protective Order	FP	54	▲	+10.2%	+5
	Capias	CA	45	▲	+4.7%	+2
	Motion - Protective Order	MP	14	↔		-
	Non-Family Abuse Protective Order	AP	5	▲	+25.0%	+1
	Violation of Protective Order	PV	5	▲	+66.7%	+2
	Protective Order	PC	2	▼	-50.0%	-2
	Remand Support	RS	2	↔		-
	Restricted License for Non-Support	SL	1	▼	-66.7%	-2
	Bond Forfeiture	BF	0	▼	-100.0%	-1
Total			816	▲	5.6%	+43
Juvenile	Custody Visitation	CV	517	▼	-11.0%	-64
	Misdemeanor	DM	58	▲	+26.1%	+12
	Permanency Planning	PH	27	▲	+35.0%	+7
	Status	ST	26	▼	-23.5%	-8
	Abuse and Neglect	AN	24	▼	-44.2%	-19
	Foster Care Review	FC	23	▼	-23.3%	-7
	Felony	DF	21	▲	+162.5%	+13
	Paternity	PT	17	▼	-45.2%	-14
	Terminate Parental Rights	TP	17	▲	+325.0%	+13
	Temporary Detention Order	TD	15	▲	+50.0%	+5
	Initial Foster Care	IF	12	↔		-
	Traffic	T	10	▼	-64.3%	-18
	Mental Commitment	MC	6	▲	+500.0%	+5
	Relief of Custody	CR	6	▲	+200.0%	+4
	Remand Custody	RC	6	▲	+20.0%	+1
	Remand Visitation	RV	6	▲	+20.0%	+1
	Emergency Custody Order	EC	3	▲	+200.0%	+2
	Motion - Protective Order	MP	3	▲	+200.0%	+2
	Non-Family Abuse Protective Order	AP	3	▲	+200.0%	+2
	Capias	CA	2	↔		-
	Other	OT	2	▲	+100.0%	+1
	Child In Need of Services	CS	1	↔		-
	Entrustment	ET	1	▲	-	+1
	Special Immigrant Juvenile Status	SI	1	▼	-66.7%	-2
	Truancy	TR	1	▲	-	+1
	Voluntary Continuing Services and Support Agreem	VA	1	▲	-	+1
	Emancipation	EP	0	▼	-100.0%	-1
Total			809	▼	-7.1%	-62
GRAND TOTAL			1,625	▼	-1.2%	-19

Filings by Major Case Category**

Category	Summary	Change	% Change	Absolute Change
Adult Criminal	300	▼	-3.5%	-11
Child Dependency	111	▲		0
Child in Need of Services/Supervision	2	▲	+100.0%	+1
Custody and Visitation	534	▼	-12.7%	-78
Delinquency	81	▲	+44.6%	+25
Juvenile Miscellaneous	27	▲	-22.9%	-8
New to Workload Study	1	▼	-66.7%	-2
Other	119	▲	-14.4%	-20
Protective Orders	79	▲	+14.5%	+10
Support	361	▲	+29.4%	+82
Traffic	10	▼	-64.3%	-18
GRAND TOTAL	1,625	▼	-1.2%	-19

2025 Overall GRAND TOTAL		Distribution of Caseload			Change*		Percentage (%) of Caseload		
<div>2025 <div></div></div> <div>2024 <div></div></div> <div>512</div> <div>+8 1.6%</div> <div>↑</div>	Adult	289	56%	19.4%	▲	+47	Adult	2024	2025
	Juvenile	223	44%	-14.9%	▼	-39	Juvenile	48.0%	56.4%
	GRAND TOTAL	512	100%	1.6%	▲	+8	GRAND TOTAL	100%	100%

Filings by Division & Code

Division	Case Type Description	Code	Summary	Change	% Change	Absolute Change
Adult	Show Cause	SC	106	▲	+107.8%	+55
	Civil Support	VS	52	▼	-28.8%	-21
	Misdemeanor	CM	46	▼	-6.1%	-3
	Other	OT	35	▲	+6.1%	+2
	Felony	CF	20	▲	+53.8%	+7
	Capias	CA	12	▲	+50.0%	+4
	Family Abuse - Protective Order	FP	10	▲	+11.1%	+1
	Motion - Protective Order	MP	5	▲	+150.0%	+3
	Protective Order	PC	1	↔		-
	Restricted License for Non-Support	SL	1	▲	-	+1
	Violation of Protective Order	PV	1	▼	-66.7%	-2
	Total		289	▲	19.4%	+47
Juvenile	Custody Visitation	CV	144	▼	-10.0%	-16
	Misdemeanor	DM	17	▼	-32.0%	-8
	Abuse and Neglect	AN	13	▲	+1,200.0%	+12
	Felony	DF	9	▼	-40.0%	-6
	Traffic	T	9	▼	-18.2%	-2
	Emergency Custody Order	EC	7	▲	+75.0%	+3
	Temporary Detention Order	TD	5	▼	-28.6%	-2
	Capias	CA	4	▲	+300.0%	+3
	Paternity	PT	4	▼	-50.0%	-4
	Child In Need of Services	CS	2	▲	-	+2
	Foster Care Review	FC	2	▲	+100.0%	+1
	Permanency Planning	PH	2	▼	-71.4%	-5
	Initial Foster Care	IF	1	↔		-
	Non-Family Abuse Protective Order	AP	1	▲	-	+1
	Remand Custody	RC	1	↔		-
	Truancy	TR	1	▼	-83.3%	-5
	Voluntary Continuing Services and Support Agreem	VA	1	▲	-	+1
	Child at Risk	RI	0	▼	-100.0%	-7
	Motion - Protective Order	MP	0	▼	-100.0%	-3
	Relief of Custody	CR	0	▼	-100.0%	-2
	Remand Visitation	RV	0	▼	-100.0%	-1
	Status	ST	0	▼	-100.0%	-1
	Total		223	▼	-14.9%	-39
	GRAND TOTAL		512	▲	1.6%	+8

Filings by Major Case Category**

Category	Summary	Change	% Change	Absolute Change
Adult Criminal	121	▲	+18.6%	+19
Child Dependency	19	▲		0
Child in Need of Services/Supervision	3	▲	-50.0%	-3
Custody and Visitation	148	▼	-11.9%	-20
Delinquency	30	▲	-26.8%	-11
Juvenile Miscellaneous	0	▼	-100.0%	-1
Other	48	▼	+4.3%	+2

Protective Orders	16	▲	+14.3%	+2
Support	118	▲	+22.9%	+22
Traffic	9	▼	-18.2%	-2
<i>GRAND TOTAL</i>	512	▲	1.6%	+8

2025 Overall GRAND TOTAL		Distribution of Caseload			Change*		Percentage (%) of Caseload		
<div>2025 <div></div></div> <div>2024 <div></div></div> <div>+5 0.8% ↑</div>	596	Adult	276	46%	19.0% ▲	+44	Adult	2024	2025
		Juvenile	320	54%	-10.9% ▼	-39	Juvenile	39.3%	46.3%
		GRAND TOTAL	596	100%	0.8% ▲	+5	GRAND TOTAL	60.7%	53.7%
							100%		

Filings by Division & Code

Division	Case Type Description	Code	Summary	Change	% Change	Absolute Change
Adult	Civil Support	VS	77	▲	+45.3%	+24
	Show Cause	SC	69	▲	+76.9%	+30
	Misdemeanor	CM	56	▲	+1.8%	+1
	Other	OT	20	▲	+11.1%	+2
	Family Abuse - Protective Order	FP	19	▲	+5.6%	+1
	Felony	CF	18	▼	-48.6%	-17
	Capias	CA	7	▲	+133.3%	+4
	Motion - Protective Order	MP	6	▼	-25.0%	-2
	Remand Support	RS	2	↔		-
	Restricted License for Non-Support	SL	1	▲	-	+1
	Violation Family Abuse Protective Order	PS	1	▲	-	+1
	Non-Family Abuse Protective Order	AP	0	▼	-100.0%	-1
	Total		276	▲	19.0%	+44
Juvenile	Custody Visitation	CV	199	▲	+1.0%	+2
	Permanency Planning	PH	25	▼	-19.4%	-6
	Misdemeanor	DM	19	▲	+171.4%	+12
	Abuse and Neglect	AN	16	▼	-66.7%	-32
	Traffic	T	12	▲	+100.0%	+6
	Paternity	PT	7	▼	-12.5%	-1
	Temporary Detention Order	TD	6	▲	+500.0%	+5
	Relief of Custody	CR	4	▲	-	+4
	Terminate Parental Rights	TP	4	▼	-66.7%	-8
	Emergency Custody Order	EC	3	▲	+200.0%	+2
	Felony	DF	3	▲	+200.0%	+2
	Initial Foster Care	IF	3	▼	-70.0%	-7
	Non-Family Abuse Protective Order	AP	3	▲	+200.0%	+2
	Remand Custody	RC	3	▼	-57.1%	-4
	Remand Visitation	RV	3	▼	-57.1%	-4
	Status	ST	3	▲	-	+3
	Family Abuse - Protective Order	FP	2	▲	-	+2
	Voluntary Continuing Services and Support Agree	VA	2	↔		-
	Entrustment	ET	1	▲	-	+1
	Motion - Protective Order	MP	1	▼	-66.7%	-2
	Show Cause	SC	1	↔		-
	Capias	CA	0	▼	-100.0%	-1
	Child In Need of Services	CS	0	▼	-100.0%	-1
	Foster Care Review	FC	0	▼	-100.0%	-14
	Total		320	▼	-10.9%	-39
GRAND TOTAL			596	▲	0.8%	+5

Filings by Major Case Category**

Category	Summary	Change	% Change	Absolute Change
Adult Criminal	115	▲	-7.3%	-9
Child Dependency	55	▲	-53.0%	-62
Child in Need of Services/Supervision	0	▼	-100.0%	-1
Custody and Visitation	206	▼	+0.5%	+1
Delinquency	23	▲	+130.0%	+13

Juvenile Miscellaneous	3	▲	-	+3
Other	37	▲	+2.8%	+1
Protective Orders	31	▲		0
Support	114	▲	+86.9%	+53
Traffic	12	▲	+100.0%	+6
GRAND TOTAL	596	▲	0.8%	+5

2025 Overall GRAND TOTAL		Distribution of Caseload			Change*		Percentage (%) of Caseload		
<div>2025 <div></div></div> <div>2024 <div></div></div> <div>1,758</div> <div>+192</div> <div>12.3%</div> <div>↑</div>	Adult	1,246	71%	23.7%	▲	+239	Adult	2024	2025
	Juvenile	512	29%	-8.4%	▼	-47	Juvenile	64.3%	70.9%
	GRAND TOTAL	1,758	100%	12.3%	▲	+192	GRAND TOTAL	35.7%	29.1%
							100%		

Filings by Division & Code

Division	Case Type Description	Code	Summary	Change	% Change	Absolute Change
Adult	Misdemeanor	CM	308	▲	+13.7%	+37
	Show Cause	SC	305	▲	+125.9%	+170
	Other	OT	240	▲	+7.1%	+16
	Civil Support	VS	131	▲	+2.3%	+3
	Capias	CA	121	▼	-13.6%	-19
	Family Abuse - Protective Order	FP	74	▲	+100.0%	+37
	Felony	CF	57	▼	-8.1%	-5
	Non-Family Abuse Protective Order	AP	6	↔		-
	Restricted License for Non-Support	SL	2	▲	-	+2
	Motion - Protective Order	MP	1	▼	-50.0%	-1
	Violation of Protective Order	PV	1	▼	-50.0%	-1
	Total		1,246	▲	23.7%	+239
Juvenile	Custody Visitation	CV	187	▼	-23.0%	-56
	Truancy	TR	91	▲	+46.8%	+29
	Misdemeanor	DM	70	▼	-23.9%	-22
	Status	ST	33	▲	+37.5%	+9
	Felony	DF	32	▼	-33.3%	-16
	Permanency Planning	PH	17	▲	+21.4%	+3
	Paternity	PT	13	▲	+18.2%	+2
	Traffic	T	13	▲	+18.2%	+2
	Initial Foster Care	IF	9	▲	+80.0%	+4
	Foster Care Review	FC	8	▲	+14.3%	+1
	Terminate Parental Rights	TP	8	▲	+100.0%	+4
	Child In Need of Services	CS	7	↔		-
	Mental Commitment	MC	5	▲	+400.0%	+4
	Other	OT	5	▲	+25.0%	+1
	Family Abuse - Protective Order	FP	4	▲	-	+4
	Abuse and Neglect	AN	3	▼	-40.0%	-2
	Temporary Detention Order	TD	3	▼	-25.0%	-1
	Non-Family Abuse Protective Order	AP	2	▼	-75.0%	-6
	Emergency Custody Order	EC	1	↔		-
	Special Immigrant Juvenile Status	SI	1	↔		-
	Civil Violation	CI	0	▼	-100.0%	-4
	Emancipation	EP	0	▼	-100.0%	-1
	Entrustment	ET	0	▼	-100.0%	-1
	Voluntary Continuing Services and Support Agreem	VA	0	▼	-100.0%	-1
	Total		512	▼	-8.4%	-47
GRAND TOTAL			1,758	▲	12.3%	+192

Filings by Major Case Category**

Category	Summary	Change	% Change	Absolute Change
Adult Criminal	622	▼	+6.3%	+37
Child Dependency	45	▼	+21.6%	+8
Child in Need of Services/Supervision	98	▲	+42.0%	+29
Custody and Visitation	200	▼	-21.3%	-54
Delinquency	102	▼	-27.1%	-38
Juvenile Miscellaneous	33	▲	+32.0%	+8

New to Workload Study	1	▼	-80.0%	-4
Other	254	▲	+8.5%	+20
Protective Orders	87	▲	+64.2%	+34
Support	303	▲	+98.0%	+150
Traffic	13	▲	+18.2%	+2
GRAND TOTAL	1,758	▲	12.3%	+192

2025 Overall GRAND TOTAL		Distribution of Caseload			Change*		Percentage (%) of Caseload			
<div>2025 <div></div></div> <div>2024 <div></div></div>	<div>1,419</div> <div>-155</div> <div>-9.8%</div> <div></div>	Adult	715	50%	6.6%	▲	+44	Adult	42.6%	50.4%
		Juvenile	704	50%	-22.0%	▼	-199	Juvenile	57.4%	49.6%
		GRAND TOTAL	1,419	100%	-9.8%	▼	-155	GRAND TOTAL	100%	100%

Filings by Division & Code

Division	Case Type Description	Code	Summary	Change	% Change	Absolute Change
Adult	Civil Support	VS	178	▲	+9.2%	+15
	Misdemeanor	CM	148	▼	-14.9%	-26
	Show Cause	SC	124	▲	+30.5%	+29
	Other	OT	103	▼	-11.2%	-13
	Felony	CF	74	▲	+289.5%	+55
	Family Abuse - Protective Order	FP	39	▼	-31.6%	-18
	Capias	CA	20	▲	+25.0%	+4
	Non-Family Abuse Protective Order	AP	13	▼	-38.1%	-8
	Motion - Protective Order	MP	8	▲	+166.7%	+5
	Violation of Protective Order	PV	6	▲	+20.0%	+1
	Remand Support	RS	1	▼	-50.0%	-1
	Restricted License for Non-Support	SL	1	▲	-	+1
	Total		715	▲	6.6%	+44
Juvenile	Custody Visitation	CV	371	▼	-21.1%	-99
	Misdemeanor	DM	91	▼	-35.0%	-49
	Abuse and Neglect	AN	44	▼	-42.1%	-32
	Felony	DF	28	▲	+64.7%	+11
	Motion - Protective Order	MP	25	▼	-10.7%	-3
	Status	ST	24	▼	-7.7%	-2
	Traffic	T	24	▲	+60.0%	+9
	Permanency Planning	PH	23	↔	-	-
	Initial Foster Care	IF	13	▲	+18.2%	+2
	Foster Care Review	FC	12	▼	-36.8%	-7
	Child In Need of Services	CS	7	▼	-46.2%	-6
	Temporary Detention Order	TD	7	▲	-	+7
	Truancy	TR	6	▼	-53.8%	-7
	Emergency Custody Order	EC	4	▲	-	+4
	Non-Family Abuse Protective Order	AP	4	▲	+100.0%	+2
	Paternity	PT	4	▼	-20.0%	-1
	Terminate Parental Rights	TP	4	↔	-	-
	Entrustment	ET	3	▲	-	+3
	Remand Custody	RC	2	▼	-85.7%	-12
	Remand Visitation	RV	2	▼	-87.5%	-14
	Restoration of Parental Rights	RR	2	▲	-	+2
	Voluntary Continuing Services and Support Agreem	VA	2	▲	-	+2
	Civil Violation	CI	1	↔	-	-
	Mental Commitment	MC	1	▲	-	+1
	Capias	CA	0	▼	-100.0%	-1
	Relief of Custody	CR	0	▼	-100.0%	-8
	Special Immigrant Juvenile Status	SI	0	▼	-100.0%	-1
	Total		704	▼	-22.0%	-199
GRAND TOTAL			1,419	▼	-9.8%	-155

Filings by Major Case Category**

Category	Summary	Change	% Change	Absolute Change
Adult Criminal	286	▲	+14.4%	+36
Child Dependency	101	▲	-28.4%	-40

Child in Need of Services/Supervision	13	▼	-50.0%	-13
Custody and Visitation	375	▼	-21.1%	-100
Delinquency	119	▼	-24.7%	-39
Juvenile Miscellaneous	24	▼	-7.7%	-2
New to Workload Study	1	▼	-50.0%	-1
Other	122	▲	-17.6%	-26
Protective Orders	89	▲	-19.8%	-22
Support	265	▲	+19.4%	+43
Traffic	24	▲	+60.0%	+9
GRAND TOTAL	1,419	▼	-9.8%	-155

2025 Overall GRAND TOTAL		Distribution of Caseload			Change*		Percentage (%) of Caseload		
<div>2025 <div></div></div> <div>2024 <div></div></div>	<div>1,560</div> <div>-29 -1.8%</div> <div></div>	Adult	727	47%	-4.2%	▼	-32	Adult	2024 47.8%
		Juvenile	833	53%	0.4%	▲	+3	Juvenile	2025 46.6%
		GRAND TOTAL	1,560	100%	-1.8%	▼	-29	GRAND TOTAL	52.2% 53.4%
							100% 100%		

Filings by Division & Code

Division	Case Type Description	Code	Summary	Change	% Change	Absolute Change
Adult	Civil Support	VS	168	▼	-25.3%	-57
	Show Cause	SC	165	▲	+28.9%	+37
	Misdemeanor	CM	152	▼	-11.6%	-20
	Other	OT	118	▼	-2.5%	-3
	Family Abuse - Protective Order	FP	55	▲	+3.8%	+2
	Capias	CA	24	▼	-7.7%	-2
	Felony	CF	24	▲	+50.0%	+8
	Violation of Protective Order	PV	7	▲	+133.3%	+4
	Motion - Protective Order	MP	5	▼	-37.5%	-3
	Non-Family Abuse Protective Order	AP	5	▲	+25.0%	+1
	Restricted License for Non-Support	SL	2	▲	-	+2
	Remand Support	RS	1	↔	-	-
	Violation Family Abuse Protective Order	PS	1	▼	-50.0%	-1
Total			727	▼	-4.2%	-32
Juvenile	Custody Visitation	CV	513	▼	-11.4%	-66
	Misdemeanor	DM	57	▲	+29.5%	+13
	Permanency Planning	PH	38	▲	+153.3%	+23
	Abuse and Neglect	AN	29	▼	-3.3%	-1
	Traffic	T	22	▲	+15.8%	+3
	Child In Need of Services	CS	21	▲	+23.5%	+4
	Felony	DF	17	▲	+112.5%	+9
	Foster Care Review	FC	17	▲	+6.3%	+1
	Status	ST	16	▲	+100.0%	+8
	Initial Foster Care	IF	13	▼	-18.8%	-3
	Truancy	TR	13	▲	+62.5%	+5
	Non-Family Abuse Protective Order	AP	12	▲	+200.0%	+8
	Child at Risk	RI	11	▼	-38.9%	-7
	Terminate Parental Rights	TP	10	▲	+66.7%	+4
	Voluntary Continuing Services and Support Agreem	VA	10	▼	-16.7%	-2
	Paternity	PT	9	▼	-47.1%	-8
	Temporary Detention Order	TD	6	▲	+20.0%	+1
	Relief of Custody	CR	4	▲	+33.3%	+1
	Remand Custody	RC	4	▲	-	+4
	Remand Visitation	RV	4	▲	-	+4
	Emergency Custody Order	EC	3	▲	+200.0%	+2
	Capias	CA	2	▲	-	+2
	Other	OT	1	▲	-	+1
	Show Cause	SC	1	▲	-	+1
	Civil Violation	CI	0	▼	-100.0%	-1
	Emancipation	EP	0	▼	-100.0%	-1
	Motion - Protective Order	MP	0	▼	-100.0%	-2
Total			833	▲	0.4%	+3
GRAND TOTAL			1,560	▼	-1.8%	-29

Filings by Major Case Category**

Category	Summary	Change	% Change	Absolute Change
Adult Criminal	293	▲	-11.7%	-39
Child Dependency	132	▲	+13.8%	+16
Child in Need of Services/Supervision	34	▲	+36.0%	+9
Custody and Visitation	522	▼	-12.4%	-74
Delinquency	77	▲	+48.1%	+25
Juvenile Miscellaneous	16	↔	+77.8%	+7
New to Workload Study	0	▼	-100.0%	-1
Other	137	▲	+7.0%	+9
Protective Orders	77	▲	+8.5%	+6
Support	250	▲	+4.2%	+10
Traffic	22	▲	+15.8%	+3
GRAND TOTAL	1,560	▼	-1.8%	-29

2025 Overall GRAND TOTAL		Distribution of Caseload			Change*		Percentage (%) of Caseload		
2025 2024	<div>4,280</div> <div>+294 7.4%</div> <div>↑</div>	Adult	1,982	46%	12.8% ▲	+225	Adult	2024 44.1%	2025 46.3%
		Juvenile	2,298	54%	3.1% ▲	+69	Juvenile	55.9%	53.7%
		GRAND TOTAL	4,280	100%	7.4% ▲	+294	GRAND TOTAL	100%	100%

Filings by Division & Code

Division	Case Type Description	Code	Summary	Change	% Change	Absolute Change
Adult	Misdemeanor	CM	483	▲	+7.1%	+32
	Show Cause	SC	465	▲	+102.2%	+235
	Civil Support	VS	359	▼	-8.2%	-32
	Other	OT	333	▼	-8.0%	-29
	Family Abuse - Protective Order	FP	175	▼	-2.2%	-4
	Felony	CF	91	▲	+26.4%	+19
	Violation of Protective Order	PV	25	▲	+108.3%	+13
	Non-Family Abuse Protective Order	AP	21	▲	+75.0%	+9
	Motion - Protective Order	MP	17	▼	-26.1%	-6
	Capias	CA	6	▼	-53.8%	-7
	Remand Support	RS	3	▼	-70.0%	-7
	Restricted License for Non-Support	SL	2	↔	-	-
	Criminal Support	CS	1	▲	-	+1
	Protective Order	PC	1	▲	-	+1
Total			1,982	▲	12.8%	+225
Juvenile	Custody Visitation	CV	1,233	▲	+5.3%	+62
	Misdemeanor	DM	211	▲	+20.6%	+36
	Truancy	TR	126	▲	+59.5%	+47
	Permanency Planning	PH	112	▲	+17.9%	+17
	Abuse and Neglect	AN	83	▼	-30.3%	-36
	Foster Care Review	FC	63	▼	-10.0%	-7
	Traffic	T	58	▼	-14.7%	-10
	Special Immigrant Juvenile Status	SI	57	▲	+67.6%	+23
	Status	ST	48	▲	+45.5%	+15
	Felony	DF	47	▲	+80.8%	+21
	Terminate Parental Rights	TP	42	▼	-16.0%	-8
	Initial Foster Care	IF	40	▼	-24.5%	-13
	Temporary Detention Order	TD	39	▼	-33.9%	-20
	Mental Commitment	MC	22	▼	-37.1%	-13
	Motion - Protective Order	MP	22	▼	-37.1%	-13
	Paternity	PT	19	↔	-	-
	Non-Family Abuse Protective Order	AP	18	▲	+38.5%	+5
	Remand Custody	RC	11	▼	-38.9%	-7
	Voluntary Continuing Services and Support Agreen	VA	11	▲	+266.7%	+8
	Child In Need of Services	CS	7	▼	-30.0%	-3
	Emergency Custody Order	EC	7	▼	-46.2%	-6
	Entrustment	ET	7	▲	+75.0%	+3
	Relief of Custody	CR	6	▼	-71.4%	-15
	Remand Visitation	RV	5	▼	-68.8%	-11
	Other	OT	2	▲	+100.0%	+1
	Capias	CA	1	▼	-66.7%	-2
	Emancipation	EP	1	▲	-	+1
	Civil Violation	CI	0	▼	-100.0%	-1
	Family Abuse - Protective Order	FP	0	▼	-100.0%	-3
	Restoration of Parental Rights	RR	0	▼	-100.0%	-1
	Restricted Operators License	RL	0	▼	-100.0%	-1
Total			2,298	▲	3.1%	+69
GRAND TOTAL			4,280	▲	7.4%	+294

Filings by Major Case Category**

Category	Summary	Change	% Change	Absolute Change
Adult Criminal	734	▲	+9.4%	+63
Child Dependency	364	▲	-12.3%	-51
Child in Need of Services/Supervision	133	▲	+49.4%	+44
Custody and Visitation	1,252	▲	+5.2%	+62
Delinquency	259	▲	+27.0%	+55
Juvenile Miscellaneous	51	▲	+50.0%	+17
New to Workload Study	57	▼	+62.9%	+22
Other	420	▼	-18.3%	-94
Protective Orders	253	▼	-4.5%	-12
Support	699	▲	+39.8%	+199
Traffic	58	▼	-15.9%	-11
GRAND TOTAL	4,280	▲	7.4%	+294

2025 Overall GRAND TOTAL		Distribution of Caseload			Change*		Percentage (%) of Caseload		
<div>2025 <div></div></div> <div>2024 <div></div></div>	<div>1,806</div> <div>-201 -10.0%</div> <div>↓</div>	Adult	825	46%	6.0% ▲	+47	Adult	2024 38.8%	2025 45.7%
		Juvenile	981	54%	-20.2% ▼	-248	Juvenile	61.2%	54.3%
		GRAND TOTAL	1,806	100%	-10.0% ▼	-201	GRAND TOTAL	100%	100%

Filings by Division & Code

Division	Case Type Description	Code	Summary	Change	% Change	Absolute Change
Adult	Show Cause	SC	190	▲	+49.6%	+63
	Misdemeanor	CM	184	▲	+10.8%	+18
	Civil Support	VS	182	▼	-9.0%	-18
	Other	OT	123	▲	+2.5%	+3
	Family Abuse - Protective Order	FP	68	▼	-16.0%	-13
	Felony	CF	36	▲	+20.0%	+6
	Capias	CA	20	▲	+53.8%	+7
	Remand Support	RS	13	▼	-7.1%	-1
	Motion - Protective Order	MP	4	▼	-66.7%	-8
	Non-Family Abuse Protective Order	AP	4	▼	-69.2%	-9
	Protective Order	PC	1	▲	-	+1
	Restricted License for Non-Support	SL	0	▼	-100.0%	-1
	Violation of Protective Order	PV	0	▼	-100.0%	-1
	Total		825	▲	6.0%	+47
Juvenile	Custody Visitation	CV	510	▼	-19.9%	-127
	Misdemeanor	DM	103	▼	-19.5%	-25
	Abuse and Neglect	AN	68	▲	+4.6%	+3
	Traffic	T	61	▼	-7.6%	-5
	Permanency Planning	PH	48	↔	-	-
	Truancy	TR	35	▲	+25.0%	+7
	Foster Care Review	FC	22	▲	+4.8%	+1
	Felony	DF	20	▼	-41.2%	-14
	Initial Foster Care	IF	16	▼	-27.3%	-6
	Voluntary Continuing Services and Support Agreem	VA	15	▼	-11.8%	-2
	Terminate Parental Rights	TP	13	▼	-35.0%	-7
	Child In Need of Services	CS	10	▲	+11.1%	+1
	Remand Custody	RC	10	▼	-9.1%	-1
	Motion - Protective Order	MP	8	▼	-42.9%	-6
	Non-Family Abuse Protective Order	AP	8	▼	-33.3%	-4
	Temporary Detention Order	TD	8	▲	+60.0%	+3
	Status	ST	7	▼	-90.0%	-63
	Entrustment	ET	5	▲	+150.0%	+3
	Relief of Custody	CR	4	▼	-20.0%	-1
	Civil Violation	CI	2	▼	-33.3%	-1
	Other	OT	2	▲	-	+2
	Special Immigrant Juvenile Status	SI	2	▲	+100.0%	+1
	Capias	CA	1	↔	-	-
	Emergency Custody Order	EC	1	▲	-	+1
	Paternity	PT	1	▼	-90.0%	-9
	Remand Visitation	RV	1	▲	-	+1
	Total		981	▼	-20.2%	-248
	GRAND TOTAL		1,806	▼	-10.0%	-201

Filings by Major Case Category**

Category	Summary	Change	% Change	Absolute Change
Adult Criminal	348	▲	+23.4%	+66
Child Dependency	191	▲	-4.5%	-9

Child in Need of Services/Supervision	45	▲	+21.6%	+8
Custody and Visitation	511	▼	-21.0%	-136
Delinquency	124	▼	-23.9%	-39
Juvenile Miscellaneous	7	▼	-90.0%	-63
New to Workload Study	4	▲		0
Other	158	▲	+5.3%	+8
Protective Orders	92	▼	-30.3%	-40
Support	265	▼	+3.5%	+9
Traffic	61	▼	-7.6%	-5
GRAND TOTAL	1,806	▼	-10.0%	-201

2025 Overall GRAND TOTAL		Distribution of Caseload			Change*		Percentage (%) of Caseload			
<div>2025 <div></div></div> <div>2024 <div></div></div>	<div>710</div> <div>-12 -1.7%</div> <div>↓</div>	Adult	279	39%	-7.9%	▼	-24	Adult	2024 42.0%	2025 39.3%
		Juvenile	431	61%	2.9%	▲	+12	Juvenile	58.0%	60.7%
		GRAND TOTAL	710	100%	-1.7%	▼	-12	GRAND TOTAL	100%	100%

Filings by Division & Code

Division	Case Type Description	Code	Summary	Change	% Change	Absolute Change
Adult	Civil Support	VS	58	▼	-12.1%	-8
	Misdemeanor	CM	56	▼	-25.3%	-19
	Other	OT	51	▼	-7.3%	-4
	Show Cause	SC	51	▲	+41.7%	+15
	Family Abuse - Protective Order	FP	26	▲	+4.0%	+1
	Capias	CA	13	▼	-27.8%	-5
	Remand Support	RS	10	▲	+150.0%	+6
	Felony	CF	9	▼	-55.0%	-11
	Motion - Protective Order	MP	3	↔		-
	Criminal Support	CS	1	▲	-	+1
	Non-Family Abuse Protective Order	AP	1	▲	-	+1
	Violation of Protective Order	PV	0	▼	-100.0%	-1
	Total		279	▼	-7.9%	-24
Juvenile	Custody Visitation	CV	146	▼	-17.5%	-31
	Misdemeanor	DM	78	▲	+32.2%	+19
	Abuse and Neglect	AN	28	▲	+16.7%	+4
	Traffic	T	28	▼	-26.3%	-10
	Felony	DF	24	▲	+26.3%	+5
	Remand Custody	RC	22	▲	+266.7%	+16
	Remand Visitation	RV	22	▲	+266.7%	+16
	Status	ST	22	▲	+15.8%	+3
	Permanency Planning	PH	18	▲	+157.1%	+11
	Foster Care Review	FC	12	▼	-20.0%	-3
	Motion - Protective Order	MP	8	▲	+14.3%	+1
	Temporary Detention Order	TD	6	↔		-
	Terminate Parental Rights	TP	6	▲	-	+6
	Initial Foster Care	IF	4	▼	-55.6%	-5
	Voluntary Continuing Services and Support Agreen	VA	4	▼	-33.3%	-2
	Emergency Custody Order	EC	1	↔		-
	Show Cause	SC	1	▲	-	+1
	Special Immigrant Juvenile Status	SI	1	▲	-	+1
	Child In Need of Services	CS	0	▼	-100.0%	-1
	Mental Commitment	MC	0	▼	-100.0%	-16
	Paternity	PT	0	▼	-100.0%	-1
	Relief of Custody	CR	0	▼	-100.0%	-2
	Total		431	▲	2.9%	+12
	GRAND TOTAL		710	▼	-1.7%	-12

Filings by Major Case Category**

Category	Summary	Change	% Change	Absolute Change
Adult Criminal	98	▼	-30.5%	-43
Child Dependency	72	▲	+14.3%	+9
Child in Need of Services/Supervision	0	▼	-100.0%	-1
Custody and Visitation	146	▼	-18.0%	-32
Delinquency	103	▲	+32.1%	+25
Juvenile Miscellaneous	22	▲	+15.8%	+3
New to Workload Study	1	▲	-	+1

Other	112	▲	+19.1%	+18
Protective Orders	38	▲	+8.6%	+3
Support	90	▲	+20.0%	+15
Traffic	28	▼	-26.3%	-10
GRAND TOTAL	710	▼	-1.7%	-12

2025 Overall GRAND TOTAL		Distribution of Caseload			Change*		Percentage (%) of Caseload				
<div>2025 <div></div></div> <div>2024 <div></div></div> <div>885</div> <div>-104</div> <div>-10.5%</div> <div></div>			Adult	434	49%	-13.7% ▼	-69	Adult	2024	2025	
			Juvenile	451	51%	-7.2% ▼	-35	Juvenile	50.9%	49.0%	
			GRAND TOTAL	885	100%	-10.5% ▼	-104	GRAND TOTAL	49.1%	51.0%	
										100%	100%

Filings by Division & Code

Division	Case Type Description	Code	Summary	Change	% Change	Absolute Change
Adult	Civil Support	VS	95	▲	+2.2%	+2
	Misdemeanor	CM	77	▼	-21.4%	-21
	Show Cause	SC	75	▼	-13.8%	-12
	Other	OT	66	▼	-18.5%	-15
	Felony	CF	53	▼	-19.7%	-13
	Family Abuse - Protective Order	FP	39	▼	-15.2%	-7
	Capias	CA	13	▲	+44.4%	+4
	Motion - Protective Order	MP	11	▼	-8.3%	-1
	Remand Support	RS	3	↔		-
	Violation of Protective Order	PV	2	▼	-60.0%	-3
	Non-Family Abuse Protective Order	AP	0	▼	-100.0%	-3
	Total		434	▼	-13.7%	-69
Juvenile	Custody Visitation	CV	248	▼	-18.2%	-55
	Misdemeanor	DM	41	▲	+10.8%	+4
	Traffic	T	37	▲	+2.8%	+1
	Abuse and Neglect	AN	26	▲	+73.3%	+11
	Paternity	PT	16	▲	+77.8%	+7
	Truancy	TR	16	▼	-36.0%	-9
	Child In Need of Services	CS	12	▲	+71.4%	+5
	Remand Custody	RC	7	▲	+133.3%	+4
	Remand Visitation	RV	7	▲	+133.3%	+4
	Status	ST	7	▲	+133.3%	+4
	Foster Care Review	FC	6	▼	-25.0%	-2
	Felony	DF	4	↔		-
	Initial Foster Care	IF	4	↔		-
	Permanency Planning	PH	4	▼	-33.3%	-2
	Other	OT	3	▲	-	+3
	Terminate Parental Rights	TP	3	▲	-	+3
	Entrustment	ET	2	▼	-60.0%	-3
	Motion - Protective Order	MP	2	▼	-33.3%	-1
	Temporary Detention Order	TD	2	▼	-77.8%	-7
	Emancipation	EP	1	▲	-	+1
	Non-Family Abuse Protective Order	AP	1	▼	-75.0%	-3
	Relief of Custody	CR	1	▲	-	+1
	Voluntary Continuing Services and Support Agreement	VA	1	↔		-
	Special Immigrant Juvenile Status	SI	0	▼	-100.0%	-1
	Total		451	▼	-7.2%	-35
GRAND TOTAL			885	▼	-10.5%	-104

Filings by Major Case Category**

Category	Summary	Change	% Change	Absolute Change
Adult Criminal	177	▼	-24.4%	-57
Child Dependency	47	▲	+20.5%	+8
Child in Need of Services/Supervision	28	▲	-12.5%	-4
Custody and Visitation	264	▲	-15.4%	-48
Delinquency	45	▲	+9.8%	+4
Juvenile Miscellaneous	8	▲	+166.7%	+5

New to Workload Study	0	▼	-100.0%	-1
Other	88	▲	-11.1%	-11
Protective Orders	53	▼	-22.1%	-15
Support	138	▲	+11.3%	+14
Traffic	37	▲	+2.8%	+1
GRAND TOTAL	885	▼	-10.5%	-104

2025 Overall GRAND TOTAL		Distribution of Caseload			Change*		Percentage (%) of Caseload			
<div>2025 <div></div></div> <div>2024 <div></div></div>	<div>2,149</div> <div>+228</div> <div>11.9%</div> <div>↑</div>	Adult	1,071	50%	30.8%	▲	+252	Adult	42.6%	49.8%
		Juvenile	1,078	50%	-2.2%	▼	-24	Juvenile	57.4%	50.2%
		GRAND TOTAL	2,149	100%	11.9%	▲	+228	GRAND TOTAL	100%	100%

Filings by Division & Code

Division	Case Type Description	Code	Summary	Change	% Change	Absolute Change
Adult	Show Cause	SC	237	▲	+69.3%	+97
	Misdemeanor	CM	221	▲	+33.1%	+55
	Other	OT	202	▲	+117.2%	+109
	Civil Support	VS	195	▼	-8.0%	-17
	Family Abuse - Protective Order	FP	73	▲	+4.3%	+3
	Felony	CF	52	▲	+40.5%	+15
	Capias	CA	32	▲	+14.3%	+4
	Remand Support	RS	24	↔		-
	Motion - Protective Order	MP	21	▼	-36.4%	-12
	Violation of Protective Order	PV	5	▼	-58.3%	-7
	Non-Family Abuse Protective Order	AP	3	▲	+50.0%	+1
	Violation Family Abuse Protective Order	PS	3	▲	+200.0%	+2
	Restricted License for Non-Support	SL	2	▲	+100.0%	+1
	Protective Order	PC	1	▲	-	+1
Total			1,071	▲	30.8%	+252
Juvenile	Custody Visitation	CV	622	▲	+2.1%	+13
	Abuse and Neglect	AN	85	▲	+183.3%	+55
	Truancy	TR	49	▼	-41.7%	-35
	Remand Custody	RC	34	▼	-10.5%	-4
	Remand Visitation	RV	34	▼	-5.6%	-2
	Permanency Planning	PH	28	↔		-
	Status	ST	28	▼	-28.2%	-11
	Entrustment	ET	26	▲	+116.7%	+14
	Terminate Parental Rights	TP	24	▲	+71.4%	+10
	Traffic	T	24	▼	-14.3%	-4
	Foster Care Review	FC	23	▼	-37.8%	-14
	Misdemeanor	DM	22	▼	-35.3%	-12
	Motion - Protective Order	MP	22	▲	+10.0%	+2
	Voluntary Continuing Services and Support Agreem	VA	12	▲	+9.1%	+1
	Paternity	PT	11	▼	-26.7%	-4
	Initial Foster Care	IF	9	▲	+28.6%	+2
	Child In Need of Services	CS	8	▼	-20.0%	-2
	Temporary Detention Order	TD	6	▼	-25.0%	-2
	Felony	DF	5	▼	-58.3%	-7
	Non-Family Abuse Protective Order	AP	2	▼	-86.7%	-13
	Show Cause	SC	2	▲	+100.0%	+1
	Relief of Custody	CR	1	▼	-85.7%	-6
	Special Immigrant Juvenile Status	SI	1	▲	-	+1
	Emancipation	EP	0	▼	-100.0%	-2
	Emergency Custody Order	EC	0	▼	-100.0%	-2
	Juvenile Support	JS	0	▼	-100.0%	-1
	Other	OT	0	▼	-100.0%	-2
Total			1,078	▼	-2.2%	-24
GRAND TOTAL			2,149	▲	11.9%	+228

Filings by Major Case Category**

Category	Summary	Change	% Change	Absolute Change
Adult Criminal	451	▲	+36.3%	+120
Child Dependency	208	▲	+42.5%	+62
Child in Need of Services/Supervision	57	▼	-39.4%	-37
Custody and Visitation	633	▼	+1.4%	+9
Delinquency	29	▲	-38.3%	-18
Juvenile Miscellaneous	28	▼	-31.7%	-13
New to Workload Study	1	▲	-	+1
Other	300	▲	+47.8%	+97
Protective Orders	121	▼	-13.6%	-19
Support	297	▲	+11.2%	+30
Traffic	24	▼	-14.3%	-4
GRAND TOTAL	2,149	▲	11.9%	+228

2025 Overall GRAND TOTAL		Distribution of Caseload			Change*		Percentage (%) of Caseload		
<div>2025 <div></div></div> <div>2024 <div></div></div> <div>1,385</div> <div>+22 1.6%</div> <div>↑</div>	Adult	700	51%	12.7%	▲	+79	Adult	2024 45.6%	2025 50.5%
	Juvenile	685	49%	-7.7%	▼	-57	Juvenile	54.4%	49.5%
	GRAND TOTAL	1,385	100%	1.6%	▲	+22	GRAND TOTAL	100%	100%

Filings by Division & Code

Division	Case Type Description	Code	Summary	Change	% Change	Absolute Change
Adult	Civil Support	VS	160	▼	-16.7%	-32
	Show Cause	SC	152	▲	+29.9%	+35
	Misdemeanor	CM	140	▲	+45.8%	+44
	Other	OT	98	▲	+4.3%	+4
	Family Abuse - Protective Order	FP	68	▲	+33.3%	+17
	Felony	CF	36	▲	+12.5%	+4
	Capias	CA	32	▲	+14.3%	+4
	Motion - Protective Order	MP	5	▼	-44.4%	-4
	Non-Family Abuse Protective Order	AP	3	▲	+50.0%	+1
	Remand Support	RS	3	▲	-	+3
	Violation of Protective Order	PV	3	▲	-	+3
Total			700	▲	12.7%	+79
Juvenile	Custody Visitation	CV	391	▼	-17.9%	-85
	Terminate Parental Rights	TP	39	▲	-	+39
	Misdemeanor	DM	31	▼	-50.8%	-32
	Status	ST	31	▲	+63.2%	+12
	Abuse and Neglect	AN	24	▼	-4.0%	-1
	Traffic	T	23	▼	-30.3%	-10
	Truancy	TR	23	▲	+4.5%	+1
	Foster Care Review	FC	20	▲	+11.1%	+2
	Felony	DF	19	▲	+90.0%	+9
	Remand Visitation	RV	17	▲	-	+17
	Remand Custody	RC	16	▲	-	+16
	Permanency Planning	PH	11	▼	-26.7%	-4
	Motion - Protective Order	MP	10	▲	+11.1%	+1
	Paternity	PT	10	▲	+11.1%	+1
	Initial Foster Care	IF	6	▼	-66.7%	-12
	Special Immigrant Juvenile Status	SI	4	▲	+300.0%	+3
	Temporary Detention Order	TD	4	▼	-33.3%	-2
	Child In Need of Services	CS	2	▼	-77.8%	-7
	Non-Family Abuse Protective Order	AP	2	▼	-66.7%	-4
	Civil Violation	CI	1	▲	-	+1
	Other	OT	1	↔	-	-
	Emergency Custody Order	EC	0	▼	-100.0%	-1
	Voluntary Continuing Services and Support Agreem	VA	0	▼	-100.0%	-1
Total			685	▼	-7.7%	-57
GRAND TOTAL			1,385	▲	1.6%	+22

Filings by Major Case Category**

Category	Summary	Change	% Change	Absolute Change
Adult Criminal	297	▲	+25.3%	+60
Child Dependency	100	▲	+29.9%	+23
Child in Need of Services/Supervision	25	▼	-19.4%	-6
Custody and Visitation	401	▼	-17.3%	-84
Delinquency	50	▲	-31.5%	-23
Juvenile Miscellaneous	31	▲	+63.2%	+12
New to Workload Study	5	▲	+400.0%	+4

Other	139	▲	+36.3%	+37
Protective Orders	88	▼	+14.3%	+11
Support	226	▲	-0.9%	-2
Traffic	23	▼	-30.3%	-10
GRAND TOTAL	1,385	▲	1.6%	+22

2025 Overall GRAND TOTAL		Distribution of Caseload			Change*		Percentage (%) of Caseload			
<div>2025 <div></div></div> <div>2024 <div></div></div>	<div>2,923</div> <div>-27</div> <div>-0.9%</div> <div></div>	Adult	1,515	52%	-0.4%	▼	-6	Adult	2024 51.6%	2025 51.8%
		Juvenile	1,408	48%	-1.5%	▼	-21	Juvenile	48.4%	48.2%
		GRAND TOTAL	2,923	100%	-0.9%	▼	-27	GRAND TOTAL	100%	100%

Filings by Division & Code

Division	Case Type Description	Code	Summary	Change	% Change	Absolute Change
Adult	Misdemeanor	CM	367	▼	-11.4%	-47
	Show Cause	SC	349	▲	+35.3%	+91
	Other	OT	263	▲	-3.3%	-9
	Civil Support	VS	203	▼	-15.8%	-38
	Felony	CF	125	▼	-2.3%	-3
	Family Abuse - Protective Order	FP	93	▼	-10.6%	-11
	Capias	CA	79	▼	+25.4%	+16
	Motion - Protective Order	MP	22	▼	-26.7%	-8
	Non-Family Abuse Protective Order	AP	7	▲	+75.0%	+3
	Remand Support	RS	4	↔		-
	Restricted License for Non-Support	SL	3	↔		-
	Total		1,515	▼	-0.4%	-6
Juvenile	Custody Visitation	CV	530	▼	-12.0%	-72
	Terminate Parental Rights	TP	149	▲	+101.4%	+75
	Misdemeanor	DM	118	▼	-38.9%	-75
	Abuse and Neglect	AN	96	▲	+57.4%	+35
	Foster Care Review	FC	73	▼	-5.2%	-4
	Permanency Planning	PH	71	▲	+39.2%	+20
	Entrustment	ET	60	▲	+62.2%	+23
	Felony	DF	43	▲	+95.5%	+21
	Traffic	T	39	↔		-
	Initial Foster Care	IF	36	▼	-10.0%	-4
	Paternity	PT	30	▲	+15.4%	+4
	Truancy	TR	27	▼	-37.2%	-16
	Child at Risk	RI	20	↔		-
	Child In Need of Services	CS	20	▲	+5.3%	+1
	Emergency Custody Order	EC	20	▼	-20.0%	-5
	Mental Commitment	MC	18	▼	-41.9%	-13
	Temporary Detention Order	TD	15	▼	-16.7%	-3
	Motion - Protective Order	MP	10	▲	+25.0%	+2
	Non-Family Abuse Protective Order	AP	9	▲	+50.0%	+3
	Special Immigrant Juvenile Status	SI	7	▲	+40.0%	+2
	Status	ST	6	↔		-
	Voluntary Continuing Services and Support Agreen	VA	4	▼	-60.0%	-6
	Other	OT	3	▼	-25.0%	-1
	Remand Custody	RC	3	▼	-57.1%	-4
	Civil Violation	CI	1	▲	-	+1
	Protective Order	PC	0	▼	-100.0%	-1
	Remand Visitation	RV	0	▼	-100.0%	-4
	Total		1,408	▼	-1.5%	-21
GRAND TOTAL			2,923	▼	-0.9%	-27

Filings by Major Case Category**

Category	Summary	Change	% Change	Absolute Change
Adult Criminal	765	▲	-2.9%	-23
Child Dependency	509	▲	+37.6%	+139
Child in Need of Services/Supervision	47	▼	-24.2%	-15

Custody and Visitation	560	▲	-10.8%	-68
Delinquency	161	▼	-25.5%	-55
Juvenile Miscellaneous	6	↔		0
New to Workload Study	8	▲	+60.0%	+3
Other	326	▲	-10.7%	-39
Protective Orders	141	▲	-7.2%	-11
Support	361	▼	+13.2%	+42
Traffic	39	↔		0
GRAND TOTAL	2,923	▼	-0.9%	-27

2025 Overall GRAND TOTAL		Distribution of Caseload			Change*		Percentage (%) of Caseload			
<div>2025 <div></div></div> <div>2024 <div></div></div>	<div>343</div> <div>-191</div> <div>-35.8%</div> <div>↓</div>	Adult	199	58%	-40.1%	▼	-133	Adult	2024 62.2%	2025 58.0%
		Juvenile	144	42%	-28.7%	▼	-58	Juvenile	37.8%	42.0%
		GRAND TOTAL	343	100%	-35.8%	▼	-191	GRAND TOTAL	100%	100%

Filings by Division & Code

Division	Case Type Description	Code	Summary	Change	% Change	Absolute Change
Adult	Misdemeanor	CM	74	▼	-60.8%	-115
	Show Cause	SC	41	▲	-4.7%	-2
	Other	OT	26	▼	-13.3%	-4
	Violation of Protective Order	PV	15	▲	+650.0%	+13
	Capias	CA	11	▼	-31.3%	-5
	Family Abuse - Protective Order	FP	10	▲	+11.1%	+1
	Felony	CF	10	▲	+42.9%	+3
	Civil Support	VS	7	▼	-75.9%	-22
	Protective Order	PC	3	▲	-	+3
	Non-Family Abuse Protective Order	AP	1	▼	-50.0%	-1
	Remand Support	RS	1	▲	-	+1
	Motion - Protective Order	MP	0	▼	-100.0%	-5
	Total		199	▼	-40.1%	-133
Juvenile	Custody Visitation	CV	76	▼	-24.8%	-25
	Misdemeanor	DM	13	▼	-48.0%	-12
	Abuse and Neglect	AN	12	▲	+300.0%	+9
	Truancy	TR	10	▼	-9.1%	-1
	Foster Care Review	FC	9	▲	+80.0%	+4
	Felony	DF	5	▼	-61.5%	-8
	Initial Foster Care	IF	5	▲	+400.0%	+4
	Traffic	T	4	▼	-50.0%	-4
	Child In Need of Services	CS	3	▲	+50.0%	+1
	Permanency Planning	PH	2	▼	-60.0%	-3
	Remand Custody	RC	2	▲	-	+2
	Child at Risk	RI	1	▼	-66.7%	-2
	Non-Family Abuse Protective Order	AP	1	▲	-	+1
	Temporary Detention Order	TD	1	↔	-	-
	Civil Violation	CI	0	▼	-100.0%	-2
	Entrustment	ET	0	▼	-100.0%	-2
	Mental Commitment	MC	0	▼	-100.0%	-1
	Motion - Protective Order	MP	0	▼	-100.0%	-4
	Other	OT	0	▼	-100.0%	-1
	Paternity	PT	0	▼	-100.0%	-2
	Restricted Operators License	RL	0	▼	-100.0%	-1
	Status	ST	0	▼	-100.0%	-7
	Terminate Parental Rights	TP	0	▼	-100.0%	-4
	Total		144	▼	-28.7%	-58
GRAND TOTAL			343	▼	-35.8%	-191

Filings by Major Case Category**

Category	Summary	Change	% Change	Absolute Change
Adult Criminal	134	▲	-45.3%	-111
Child Dependency	29	▲	+26.1%	+6
Child in Need of Services/Supervision	13	▲	-	0
Custody and Visitation	76	▼	-26.2%	-27
Delinquency	18	▼	-52.6%	-20
Juvenile Miscellaneous	0	▼	-100.0%	-7

New to Workload Study	0	▼	-100.0%	-2
Other	30	▲	-9.1%	-3
Protective Orders	12	▲	-40.0%	-8
Support	27	▼	-34.1%	-14
Traffic	4	▼	-55.6%	-5
GRAND TOTAL	343	▼	-35.8%	-191

2025 Overall GRAND TOTAL		Distribution of Caseload			Change*		Percentage (%) of Caseload		
<div>2025 <div></div></div> <div>2024 <div></div></div> <div>789</div> <div>+115</div> <div>17.1%</div> <div>↑</div>	<div>Adult</div> <div>Juvenile</div> <div>GRAND TOTAL</div>	<div>410</div> <div>379</div> <div>789</div>	<div>52%</div> <div>48%</div> <div>100%</div>	<div>11.4% ▲</div> <div>23.9% ▲</div> <div>17.1% ▲</div>	<div>+42</div> <div>+73</div> <div>+115</div>	<div>Adult</div> <div>Juvenile</div> <div>GRAND TOTAL</div>	<div>2024</div> <div>2025</div> <div></div>	<div>54.6%</div> <div>45.4%</div> <div>100%</div>	<div>52.0%</div> <div>48.0%</div> <div>100%</div>

Filings by Division & Code

Division	Case Type Description	Code	Summary	Change	% Change	Absolute Change
Adult	Misdemeanor	CM	103	▲	+18.4%	+16
	Civil Support	VS	76	▲	+46.2%	+24
	Show Cause	SC	74	▲	+4.2%	+3
	Other	OT	68	▲	+13.3%	+8
	Felony	CF	29	▼	-25.6%	-10
	Family Abuse - Protective Order	FP	24	▼	-17.2%	-5
	Capias	CA	12	▼	-20.0%	-3
	Violation of Protective Order	PV	9	▲	+125.0%	+5
	Remand Support	RS	6	▲	+20.0%	+1
	Motion - Protective Order	MP	5	▲	+150.0%	+3
	Non-Family Abuse Protective Order	AP	3	▲	+50.0%	+1
	Restricted License for Non-Support Protective Order	SL	1	↔		-
	PC	0	▼	-100.0%		-1
Total			410	▲	11.4%	+42
Juvenile	Custody Visitation	CV	138	▼	-11.5%	-18
	Abuse and Neglect	AN	51	▲	+292.3%	+38
	Traffic	T	30	▲	+50.0%	+10
	Truancy	TR	22	▲	+266.7%	+16
	Motion - Protective Order	MP	21	▲	+425.0%	+17
	Misdemeanor	DM	17	▼	-26.1%	-6
	Remand Custody	RC	13	▲	+85.7%	+6
	Remand Visitation	RV	13	▲	-	+13
	Permanency Planning	PH	12	▲	+200.0%	+8
	Foster Care Review	FC	11	▲	+266.7%	+8
	Initial Foster Care	IF	8	▲	+700.0%	+7
	Felony	DF	7	▲	+133.3%	+4
	Show Cause	SC	6	▲	+500.0%	+5
	Status	ST	6	▼	-83.8%	-31
	Temporary Detention Order	TD	6	▲	+50.0%	+2
	Child In Need of Services	CS	4	▲	+33.3%	+1
	Non-Family Abuse Protective Order	AP	4	▼	-42.9%	-3
	Emergency Custody Order	EC	3	↔		-
	Other	OT	2	▼	-50.0%	-2
	Paternity	PT	2	↔		-
	Entrustment	ET	1	▲	-	+1
	Family Abuse - Protective Order	FP	1	▲	-	+1
	Relief of Custody	CR	1	▼	-50.0%	-1
	Civil Violation	CI	0	▼	-100.0%	-1
	Emancipation	EP	0	▼	-100.0%	-2
Total			379	▲	23.9%	+73
GRAND TOTAL			789	▲	17.1%	+115

Filings by Major Case Category**

Category	Summary	Change	% Change	Absolute Change
Adult Criminal	187	▼	-2.1%	-4
Child Dependency	84	▲	+265.2%	+61
Child in Need of Services/Supervision	27	▲	+200.0%	+18

Custody and Visitation	140	▼	-11.4%	-18
Delinquency	29	▲	+7.4%	+2
Juvenile Miscellaneous	6	▼	-84.6%	-33
New to Workload Study	0	▼	-100.0%	-1
Other	111	▲	+33.7%	+28
Protective Orders	58	▲	+31.8%	+14
Support	117	▲	+48.1%	+38
Traffic	30	▲	+50.0%	+10
GRAND TOTAL	789	▲	17.1%	+115

2025 Overall GRAND TOTAL		Distribution of Caseload			Change*		Percentage (%) of Caseload		
<div>2025 <div></div></div> <div>2024 <div></div></div>	<div>1,781</div> <div>-34 -1.9%</div> <div>↓</div>	Adult	890	50%	4.3%	▲	+37	Adult	2024 47.0%
		Juvenile	891	50%	-7.4%	▼	-71	Juvenile	2025 50.0%
		GRAND TOTAL	1,781	100%	-1.9%	▼	-34	GRAND TOTAL	100%

Filings by Division & Code

Division	Case Type Description	Code	Summary	Change	% Change	Absolute Change
Adult	Show Cause	SC	228	▲	+34.9%	+59
	Civil Support	VS	173	▲	+10.9%	+17
	Misdemeanor	CM	153	▼	-13.6%	-24
	Other	OT	104	▼	-11.9%	-14
	Family Abuse - Protective Order	FP	78	▲	+30.0%	+18
	Capias	CA	65	▲	+14.0%	+8
	Felony	CF	44	▼	-32.3%	-21
	Remand Support	RS	19	▼	-9.5%	-2
	Motion - Protective Order	MP	11	▼	-21.4%	-3
	Restricted License for Non-Support	SL	6	▲	+500.0%	+5
	Non-Family Abuse Protective Order	AP	5	▼	-61.5%	-8
	Violation of Protective Order	PV	2	↔	-	-
	Protective Order	PC	1	▲	-	+1
	Violation Family Abuse Protective Order	PS	1	▲	-	+1
Total			890	▲	4.3%	+37
Juvenile	Custody Visitation	CV	407	▼	-16.4%	-80
	Misdemeanor	DM	91	▼	-18.8%	-21
	Traffic	T	79	▲	+49.1%	+26
	Foster Care Review	FC	39	▲	+11.4%	+4
	Abuse and Neglect	AN	34	▼	-30.6%	-15
	Remand Custody	RC	31	▲	+3.3%	+1
	Remand Visitation	RV	31	▲	+3.3%	+1
	Temporary Detention Order	TD	21	▲	+31.3%	+5
	Initial Foster Care	IF	19	▲	+280.0%	+14
	Permanency Planning	PH	19	▲	+35.7%	+5
	Truancy	TR	18	▼	-28.0%	-7
	Emergency Custody Order	EC	16	▼	-5.9%	-1
	Terminate Parental Rights	TP	16	▲	+220.0%	+11
	Motion - Protective Order	MP	14	▲	+27.3%	+3
	Felony	DF	12	▼	-55.6%	-15
	Status	ST	11	▲	+37.5%	+3
	Child In Need of Services	CS	8	↔	-	-
	Voluntary Continuing Services and Support Agreem	VA	8	↔	-	-
	Paternity	PT	4	▼	-33.3%	-2
	Civil Violation	CI	2	▼	-60.0%	-3
	Non-Family Abuse Protective Order	AP	2	▼	-33.3%	-1
	Relief of Custody	CR	2	▲	-	+2
	Show Cause	SC	2	▲	+100.0%	+1
	Emancipation	EP	1	↔	-	-
	Family Abuse - Protective Order	FP	1	↔	-	-
	Other	OT	1	▼	-50.0%	-1
	Restricted Operators License	RL	1	▲	-	+1
	Special Immigrant Juvenile Status	SI	1	▼	-50.0%	-1
	Restoration of Parental Rights	RR	0	▼	-100.0%	-1
Total			891	▼	-7.4%	-71
GRAND TOTAL			1,781	▼	-1.9%	-34

Filings by Major Case Category**

Category	Summary	Change	% Change	Absolute Change
Adult Criminal	364	▲	-1.4%	-5
Child Dependency	137	▲	+18.1%	+21
Child in Need of Services/Supervision	26	▼	-21.2%	-7
Custody and Visitation	411	▼	-16.6%	-82
Delinquency	105	▲	-25.0%	-35
Juvenile Miscellaneous	12	▲	+20.0%	+2
New to Workload Study	3	▼	-57.1%	-4
Other	223	▼	-4.7%	-11
Protective Orders	111	▼	+8.8%	+9
Support	309	▲	+19.8%	+51
Traffic	80	▲	+50.9%	+27
GRAND TOTAL	1,781	▼	-1.9%	-34

2025 Overall GRAND TOTAL		Distribution of Caseload			Change*	Percentage (%) of Caseload		
<div>2025 <div></div></div> <div>2024 <div></div></div> <div>109</div> <div>+34</div> <div>45.3%</div> <div>↑</div>	Adult		60	55%	27.7% ▲	+13	Adult	2024 62.7%
	Juvenile		49	45%	75.0% ▲	+21	Juvenile	2025 55.0%
	GRAND TOTAL		109	100%	45.3% ▲	+34	GRAND TOTAL	100%

Filings by Division & Code

Division	Case Type Description	Code	Summary	Change	% Change	Absolute Change
Adult	Felony	CF	21	▲	+61.5%	+8
	Other	OT	11	▼	-15.4%	-2
	Misdemeanor	CM	9	▲	+28.6%	+2
	Civil Support	VS	8	▲	+33.3%	+2
	Show Cause	SC	5	▲	+150.0%	+3
	Family Abuse - Protective Order	FP	3	▼	-25.0%	-1
	Capias	CA	2	▲	+100.0%	+1
	Motion - Protective Order	MP	1	↔		-
	Total		60	▲	27.7%	+13
Juvenile	Custody Visitation	CV	22	▼	-8.3%	-2
	Misdemeanor	DM	12	▲	-	+12
	Abuse and Neglect	AN	5	▲	-	+5
	Traffic	T	5	▲	+66.7%	+2
	Foster Care Review	FC	1	▲	-	+1
	Initial Foster Care	IF	1	▲	-	+1
	Paternity	PT	1	▲	-	+1
	Remand Custody	RC	1	▲	-	+1
	Show Cause	SC	1	▲	-	+1
	Emergency Custody Order	EC	0	▼	-100.0%	-1
	Total		49	▲	75.0%	+21
GRAND TOTAL			109	▲	45.3%	+34

Filings by Major Case Category**

Category	Summary	Change	% Change	Absolute Change
Adult Criminal	32	▲	+52.4%	+11
Child Dependency	7	▲	-	+7
Child in Need of Services/Supervision	1	▲	-	+1
Custody and Visitation	23	▲	-4.2%	-1
Delinquency	12	▲	-	+12
Other	12	▲	-14.3%	-2
Protective Orders	4	▼	-20.0%	-1
Support	13	▲	+62.5%	+5
Traffic	5	▲	+66.7%	+2
GRAND TOTAL	109	▲	45.3%	+34

2025 Overall GRAND TOTAL		Distribution of Caseload			Change*		Percentage (%) of Caseload		
<div>2025 <div></div></div> <div>2024 <div></div></div> <div>581</div> <div>+27 4.9%</div> <div>↑</div>	Adult	326	56%	29.4%	▲	+74	Adult	2024	2025
	Juvenile	255	44%	-15.6%	▼	-47	Juvenile	45.5%	56.1%
	GRAND TOTAL	581	100%	4.9%	▲	+27	GRAND TOTAL	100%	100%

Filings by Division & Code

Division	Case Type Description	Code	Summary	Change	% Change	Absolute Change
Adult	Misdemeanor	CM	83	▲	+62.7%	+32
	Other	OT	67	▲	+11.7%	+7
	Show Cause	SC	49	▲	+250.0%	+35
	Civil Support	VS	47	▼	-7.8%	-4
	Family Abuse - Protective Order	FP	29	▲	+45.0%	+9
	Felony	CF	22	↔		-
	Capias	CA	8	▲	+100.0%	+4
	Motion - Protective Order	MP	8	▼	-11.1%	-1
	Non-Family Abuse Protective Order	AP	6	▼	-14.3%	-1
	Remand Support	RS	6	▼	-53.8%	-7
	Protective Order	PC	1	↔		-
	Total		326	▲	29.4%	+74
Juvenile	Custody Visitation	CV	99	▼	-13.2%	-15
	Misdemeanor	DM	48	▲	+71.4%	+20
	Traffic	T	20	▼	-53.5%	-23
	Remand Custody	RC	17	▼	-52.8%	-19
	Remand Visitation	RV	17	▼	-51.4%	-18
	Felony	DF	13	▲	+333.3%	+10
	Abuse and Neglect	AN	10	▲	+11.1%	+1
	Truancy	TR	8	▲	+100.0%	+4
	Motion - Protective Order	MP	4	▲	+33.3%	+1
	Civil Violation	CI	3	▲	+50.0%	+1
	Non-Family Abuse Protective Order	AP	3	▲	-	+3
	Permanency Planning	PH	3	▲	+200.0%	+2
	Child In Need of Services	CS	2	▼	-71.4%	-5
	Emergency Custody Order	EC	2	▼	-60.0%	-3
	Foster Care Review	FC	2	▼	-33.3%	-1
	Terminate Parental Rights	TP	2	▲	-	+2
	Initial Foster Care	IF	1	↔		-
	Special Immigrant Juvenile Status	SI	1	▲	-	+1
	Family Abuse - Protective Order	FP	0	▼	-100.0%	-3
	Mental Commitment	MC	0	▼	-100.0%	-2
	Restoration of Parental Rights	RR	0	▼	-100.0%	-2
	Temporary Detention Order	TD	0	▼	-100.0%	-1
	Total		255	▼	-15.6%	-47
	GRAND TOTAL		581	▲	4.9%	+27

Filings by Major Case Category**

Category	Summary	Change	% Change	Absolute Change
Adult Criminal	129	▲	+48.3%	+42
Child Dependency	18	▲	+28.6%	+4
Child in Need of Services/Supervision	10	▲	-9.1%	-1
Custody and Visitation	99	▼	-13.2%	-15
Delinquency	61	▲	+96.8%	+30
New to Workload Study	4	▲	+100.0%	+2
Other	109	▼	-29.2%	-45

Protective Orders	50	▲	+19.0%	+8
Support	81	▲	+44.6%	+25
Traffic	20	▼	-53.5%	-23
<i>GRAND TOTAL</i>	581	▲	4.9%	+27

2025 Overall GRAND TOTAL		Distribution of Caseload			Change*		Percentage (%) of Caseload		
2025 2024	<div>264</div> <div>+12 4.8%</div> <div>↑</div>	Adult	162	61%	33.9% ▲	+41	Adult	2024 48.0%	2025 61.4%
		Juvenile	102	39%	-22.1% ▼	-29	Juvenile	52.0%	38.6%
		GRAND TOTAL	264	100%	4.8% ▲	+12	GRAND TOTAL	100%	100%

Filings by Division & Code

Division	Case Type Description	Code	Summary	Change	% Change	Absolute Change
Adult	Other	OT	33	▲	+73.7%	+14
	Show Cause	SC	32	▲	+60.0%	+12
	Civil Support	VS	31	▼	-6.1%	-2
	Misdemeanor	CM	31	▲	+14.8%	+4
	Felony	CF	12	▲	+33.3%	+3
	Capias	CA	10	▲	-	+10
	Family Abuse - Protective Order	FP	10	▼	-16.7%	-2
	Motion - Protective Order	MP	2	▲	-	+2
	Non-Family Abuse Protective Order	AP	1	▲	-	+1
	Remand Support	RS	0	▼	-100.0%	-1
Total			162	▲	33.9%	+41
Juvenile	Custody Visitation	CV	52	▲	+4.0%	+2
	Paternity	PT	9	▲	-	+9
	Motion - Protective Order	MP	8	▲	+100.0%	+4
	Permanency Planning	PH	7	▼	-36.4%	-4
	Child In Need of Services	CS	5	↔	-	-
	Misdemeanor	DM	4	▼	-66.7%	-8
	Foster Care Review	FC	3	▲	+50.0%	+1
	Truancy	TR	3	▼	-75.0%	-9
	Abuse and Neglect	AN	2	▼	-77.8%	-7
	Felony	DF	2	▼	-33.3%	-1
	Terminate Parental Rights	TP	2	▲	-	+2
	Initial Foster Care	IF	1	▼	-50.0%	-1
	Non-Family Abuse Protective Order	AP	1	▼	-50.0%	-1
	Protective Order	PC	1	▲	-	+1
	Remand Custody	RC	1	▼	-80.0%	-4
	Status	ST	1	▼	-75.0%	-3
	Civil Violation	CI	0	▼	-100.0%	-3
	Remand Visitation	RV	0	▼	-100.0%	-2
	Show Cause	SC	0	▼	-100.0%	-1
	Traffic	T	0	▼	-100.0%	-3
	Voluntary Continuing Services and Support Agreem	VA	0	▼	-100.0%	-1
Total			102	▼	-22.1%	-29
GRAND TOTAL			264	▲	4.8%	+12

Filings by Major Case Category**

Category	Summary	Change	% Change	Absolute Change
Adult Criminal	57	▲	+32.6%	+14
Child Dependency	15	▲	-40.0%	-10
Child in Need of Services/Supervision	8	▼	-55.6%	-10
Custody and Visitation	61	▲	+22.0%	+11
Delinquency	7	▲	-53.3%	-8
Juvenile Miscellaneous	1	▼	-75.0%	-3
New to Workload Study	0	▼	-100.0%	-3
Other	34	▼	+25.9%	+7
Protective Orders	22	▲	+22.2%	+4

Support	59	▲	+28.3%	+13
Traffic	0	▼	-100.0%	-3
GRAND TOTAL	264	▲	4.8%	+12

2025 Overall GRAND TOTAL		Distribution of Caseload			Change*		Percentage (%) of Caseload		
<div>2025 <div></div></div> <div>2024 <div></div></div> <div>104</div> <div>+4</div> <div>4.0%</div> <div>↑</div>	Adult		34	33%	-44.3%	▼	-27	2024	2025
	Juvenile		70	67%	79.5%	▲	+31	61.0%	32.7%
	GRAND TOTAL		104	100%	4.0%	▲	+4	100%	100%

Filings by Division & Code

Division	Case Type Description	Code	Summary	Change	% Change	Absolute Change
Adult	Civil Support	VS	10	▼	-41.2%	-7
	Misdemeanor	CM	7	▼	-22.2%	-2
	Other	OT	6	▲	-33.3%	-3
	Non-Family Abuse Protective Order	AP	4	▲	+100.0%	+2
	Show Cause	SC	4	▼	-66.7%	-8
	Motion - Protective Order	MP	2	▲	+100.0%	+1
	Protective Order	PC	1	▲	-	+1
	Family Abuse - Protective Order	FP	0	▼	-100.0%	-4
	Felony	CF	0	▼	-100.0%	-7
	Total		34	▼	-44.3%	-27
Juvenile	Custody Visitation	CV	45	▲	+246.2%	+32
	Permanency Planning	PH	5	▲	-	+5
	Truancy	TR	5	▲	+150.0%	+3
	Abuse and Neglect	AN	4	▲	+300.0%	+3
	Misdemeanor	DM	4	▼	-50.0%	-4
	Foster Care Review	FC	2	▼	-33.3%	-1
	Terminate Parental Rights	TP	2	▲	+100.0%	+1
	Initial Foster Care	IF	1	▼	-66.7%	-2
	Show Cause	SC	1	▲	-	+1
	Traffic	T	1	▼	-75.0%	-3
	Felony	DF	0	▼	-100.0%	-1
	Remand Custody	RC	0	▼	-100.0%	-1
	Remand Visitation	RV	0	▼	-100.0%	-1
	Temporary Detention Order	TD	0	▼	-100.0%	-1
	Total		70	▲	79.5%	+31
GRAND TOTAL			104	▲	4.0%	+4

Filings by Major Case Category**

Category	Summary	Change	% Change	Absolute Change
Adult Criminal	8	▲	-65.2%	-15
Child Dependency	14	▲	+75.0%	+6
Child in Need of Services/Supervision	5	▲	+150.0%	+3
Custody and Visitation	45	▲	+246.2%	+32
Delinquency	5	▲	-44.4%	-4
Other	6	▼	-50.0%	-6
Protective Orders	6	▲	-14.3%	-1
Support	14	▼	-36.4%	-8
Traffic	1	▼	-75.0%	-3
GRAND TOTAL	104	▲	4.0%	+4

2025 Overall GRAND TOTAL		Distribution of Caseload			Change*	Percentage (%) of Caseload		
<div>2025 <div></div></div> <div>2024 <div></div></div> <div>124</div> <div>+85</div> <div>217.9%</div> <div>↑</div>	Adult		104	84%	316.0% ▲	+79	Adult	2024 64.1%
	Juvenile		20	16%	42.9% ▲	+6	Juvenile	2025 83.9%
	GRAND TOTAL		124	100%	217.9% ▲	+85	GRAND TOTAL	100%

Filings by Division & Code

Division	Case Type Description	Code	Summary	Change	% Change	Absolute Change
Adult	Felony	CF	91	▲	+1,037.5%	+83
	Misdemeanor	CM	6	▼	-14.3%	-1
	Other	OT	2	▼	-50.0%	-2
	Show Cause	SC	2	↔		-
	Civil Support	VS	1	↔		-
	Family Abuse - Protective Order	FP	1	▲	-	+1
	Restricted License for Non-Support	SL	1	▲	-	+1
	Capias	CA	0	▼	-100.0%	-1
	Non-Family Abuse Protective Order	AP	0	▼	-100.0%	-1
	Remand Support	RS	0	▼	-100.0%	-1
	Total		104	▲	316.0%	+79
Juvenile	Custody Visitation	CV	9	▲	+350.0%	+7
	Traffic	T	4	▼	-33.3%	-2
	Abuse and Neglect	AN	2	▲	-	+2
	Status	ST	2	▲	-	+2
	Felony	DF	1	↔		-
	Initial Foster Care	IF	1	▲	-	+1
	Misdemeanor	DM	1	↔		-
	Remand Custody	RC	0	▼	-100.0%	-2
	Remand Visitation	RV	0	▼	-100.0%	-2
	Total		20	▲	42.9%	+6
GRAND TOTAL			124	▲	217.9%	+85

Filings by Major Case Category**

Category	Summary	Change	% Change	Absolute Change
Adult Criminal	97	▲	+470.6%	+80
Child Dependency	3	▲	-	+3
Custody and Visitation	9	▲	+350.0%	+7
Delinquency	2	↔		0
Juvenile Miscellaneous	2	▲	-	+2
Other	2	▼	-77.8%	-7
Protective Orders	1	▲		0
Support	4	▲	+100.0%	+2
Traffic	4	▼	-33.3%	-2
GRAND TOTAL	124	▲	217.9%	+85

2025 Overall GRAND TOTAL		Distribution of Caseload			Change*		Percentage (%) of Caseload			
<div>2025 <div></div></div> <div>2024 <div></div></div>	<div>609</div> <div>+55</div> <div>9.9%</div> <div>↑</div>	Adult	372	61%	38.8%	▲	+104	Adult	2024 48.4%	2025 61.1%
		Juvenile	237	39%	-17.1%	▼	-49	Juvenile	51.6%	38.9%
		GRAND TOTAL	609	100%	9.9%	▲	+55	GRAND TOTAL	100%	100%

Filings by Division & Code

Division	Case Type Description	Code	Summary	Change	% Change	Absolute Change
Adult	Show Cause	SC	94	▲	+147.4%	+56
	Misdemeanor	CM	70	▲	+37.3%	+19
	Civil Support	VS	53	▼	-14.5%	-9
	Felony	CF	48	▲	+182.4%	+31
	Other	OT	48	▼	-9.4%	-5
	Family Abuse - Protective Order	FP	23	▲	+9.5%	+2
	Capias	CA	15	▲	+66.7%	+6
	Remand Support	RS	11	▲	+450.0%	+9
	Motion - Protective Order	MP	6	▲	+50.0%	+2
	Violation of Protective Order	PV	3	▼	-25.0%	-1
	Non-Family Abuse Protective Order	AP	1	▼	-85.7%	-6
	Total		372	▲	38.8%	+104
Juvenile	Custody Visitation	CV	111	▼	-34.7%	-59
	Remand Custody	RC	25	▲	-	+25
	Misdemeanor	DM	24	▼	-11.1%	-3
	Remand Visitation	RV	23	▲	-	+23
	Traffic	T	10	▼	-28.6%	-4
	Abuse and Neglect	AN	7	▼	-22.2%	-2
	Initial Foster Care	IF	7	▲	+600.0%	+6
	Permanency Planning	PH	6	▲	+20.0%	+1
	Truancy	TR	6	▼	-53.8%	-7
	Foster Care Review	FC	5	▲	+66.7%	+2
	Motion - Protective Order	MP	3	▼	-66.7%	-6
	Child In Need of Services	CS	2	▼	-33.3%	-1
	Paternity	PT	2	↔		-
	Relief of Custody	CR	2	↔		-
	Temporary Detention Order	TD	2	▼	-33.3%	-1
	Felony	DF	1	▼	-93.3%	-14
	Status	ST	1	▲	-75.0%	-3
	Civil Violation	CI	0	▼	-100.0%	-1
	Non-Family Abuse Protective Order	AP	0	▼	-100.0%	-1
	Show Cause	SC	0	▼	-100.0%	-4
	Total		237	▼	-17.1%	-49
	GRAND TOTAL		609	▲	9.9%	+55

Filings by Major Case Category**

Category	Summary	Change	% Change	Absolute Change
Adult Criminal	171	▲	+66.0%	+68
Child Dependency	27	▲	+35.0%	+7
Child in Need of Services/Supervision	8	▼	-50.0%	-8
Custody and Visitation	113	▼	-34.3%	-59
Delinquency	25	▼	-45.7%	-21
Juvenile Miscellaneous	1	▲	-75.0%	-3
New to Workload Study	0	▼	-100.0%	-1
Other	109	▲	+87.9%	+51
Protective Orders	33	▼	-21.4%	-9

Support	112	▲	+43.6%	+34
Traffic	10	▼	-28.6%	-4
GRAND TOTAL	609	▲	9.9%	+55

2025 Overall GRAND TOTAL		Distribution of Caseload			Change*		Percentage (%) of Caseload		
<div>2025 <div></div></div> <div>2024 <div></div></div> <div>885</div> <div>+23 2.7%</div> <div>↑</div>	Adult		498	56%	3.5%	▲	+17	Adult	2024 55.8%
	Juvenile		387	44%	1.6%	▲	+6	Juvenile	2025 44.2%
	GRAND TOTAL		885	100%	2.7%	▲	+23	GRAND TOTAL	2025 43.7%
								GRAND TOTAL	100%

Filings by Division & Code

Division	Case Type Description	Code	Summary	Change	% Change	Absolute Change
Adult	Show Cause	SC	126	▲	+22.3%	+23
	Misdemeanor	CM	99	▲	+23.8%	+19
	Civil Support	VS	84	▲	+40.0%	+24
	Other	OT	74	▲	+42.3%	+22
	Felony	CF	35	▼	-72.0%	-90
	Capias	CA	31	▲	+72.2%	+13
	Family Abuse - Protective Order	FP	31	↔		-
	Remand Support	RS	7	▲	+40.0%	+2
	Motion - Protective Order	MP	6	▲	+100.0%	+3
	Violation of Protective Order	PV	4	▲	+100.0%	+2
	Restricted License for Non-Support	SL	1	↔		-
	Non-Family Abuse Protective Order	AP	0	▼	-100.0%	-1
	Total		498	▲	3.5%	+17
Juvenile	Custody Visitation	CV	147	▼	-12.5%	-21
	Misdemeanor	DM	49	▲	+16.7%	+7
	Foster Care Review	FC	40	▲	+81.8%	+18
	Mental Commitment	MC	22	▲	+10.0%	+2
	Felony	DF	21	▲	+90.9%	+10
	Terminate Parental Rights	TP	21	▲	+110.0%	+11
	Permanency Planning	PH	17	▲	+142.9%	+10
	Traffic	T	17	↔		-
	Abuse and Neglect	AN	8	▼	-73.3%	-22
	Remand Custody	RC	7	▼	-12.5%	-1
	Remand Visitation	RV	7	▼	-12.5%	-1
	Temporary Detention Order	TD	6	▲	+100.0%	+3
	Truancy	TR	5	▲	+25.0%	+1
	Non-Family Abuse Protective Order	AP	4	▲	-	+4
	Child In Need of Services	CS	3	▼	-62.5%	-5
	Emergency Custody Order	EC	3	▲	+200.0%	+2
	Initial Foster Care	IF	2	▼	-80.0%	-8
	Paternity	PT	2	▼	-60.0%	-3
	Voluntary Continuing Services and Support Agreem	VA	2	▲	+100.0%	+1
	Motion - Protective Order	MP	1	▼	-66.7%	-2
	Show Cause	SC	1	▲	-	+1
	Special Immigrant Juvenile Status	SI	1	▼	-50.0%	-1
	Status	ST	1	↔		-
	Total		387	▲	1.6%	+6
GRAND TOTAL			885	▲	2.7%	+23

Filings by Major Case Category**

Category	Summary	Change	% Change	Absolute Change
Adult Criminal	220	▲	-16.7%	-44
Child Dependency	90	▲	+12.5%	+10
Child in Need of Services/Supervision	8	▼	-33.3%	-4
Custody and Visitation	149	▼	-13.9%	-24
Delinquency	71	▲	+34.0%	+18
Juvenile Miscellaneous	1	↔		0

New to Workload Study	1	▼	-50.0%	-1
Other	126	▲	+29.9%	+29
Protective Orders	42	▲	+10.5%	+4
Support	160	▲	+28.0%	+35
Traffic	17	↔		0
GRAND TOTAL	885	▲	2.7%	+23

2025 Overall GRAND TOTAL		Distribution of Caseload			Change*		Percentage (%) of Caseload		
<div>2025 <div></div></div> <div>2024 <div></div></div> <div>983</div> <div>+147 17.6%</div> <div>↑</div>	Adult		639	65%	37.1%	▲	+173	Adult	2024 55.7%
	Juvenile		344	35%	-7.0%	▼	-26	Juvenile	2025 35.0%
	GRAND TOTAL		983	100%	17.6%	▲	+147	GRAND TOTAL	100%

Filings by Division & Code

Division	Case Type Description	Code	Summary	Change	% Change	Absolute Change
Adult	Show Cause	SC	156	▲	+28.9%	+35
	Felony	CF	138	▲	+820.0%	+123
	Civil Support	VS	109	▲	+4.8%	+5
	Other	OT	75	▲	+23.0%	+14
	Misdemeanor	CM	69	▲	+6.2%	+4
	Capias	CA	55	▲	+25.0%	+11
	Family Abuse - Protective Order	FP	23	▼	-39.5%	-15
	Motion - Protective Order	MP	6	▼	-14.3%	-1
	Remand Support	RS	6	▲	+20.0%	+1
	Non-Family Abuse Protective Order	AP	1	▼	-50.0%	-1
	Restricted License for Non-Support	SL	1	▼	-66.7%	-2
	Violation of Protective Order	PV	0	▼	-100.0%	-1
	Total		639	▲	37.1%	+173
Juvenile	Custody Visitation	CV	179	▼	-9.6%	-19
	Foster Care Review	FC	32	▲	+6.7%	+2
	Misdemeanor	DM	26	▼	-16.1%	-5
	Permanency Planning	PH	13	▼	-18.8%	-3
	Terminate Parental Rights	TP	12	▲	+71.4%	+5
	Felony	DF	11	▲	+10.0%	+1
	Truancy	TR	9	▲	+12.5%	+1
	Remand Custody	RC	8	↔		-
	Remand Visitation	RV	8	↔		-
	Abuse and Neglect	AN	6	▼	-40.0%	-4
	Motion - Protective Order	MP	5	▲	+66.7%	+2
	Non-Family Abuse Protective Order	AP	5	▲	+66.7%	+2
	Traffic	T	5	▼	-54.5%	-6
	Temporary Detention Order	TD	4	▼	-60.0%	-6
	Voluntary Continuing Services and Support Agreen	VA	4	↔		-
	Initial Foster Care	IF	3	▼	-25.0%	-1
	Other	OT	3	▲	-	+3
	Show Cause	SC	3	↔		-
	Emergency Custody Order	EC	2	▲	-	+2
	Paternity	PT	2	▼	-33.3%	-1
	Status	ST	2	▲	-	+2
	Child In Need of Services	CS	1	▼	-66.7%	-2
	Family Abuse - Protective Order	FP	1	▲	-	+1
	Total		344	▼	-7.0%	-26
GRAND TOTAL			983	▲	17.6%	+147

Filings by Major Case Category**

Category	Summary	Change	% Change	Absolute Change
Adult Criminal	323	▲	+80.4%	+144
Child Dependency	70	▼	-1.4%	-1
Child in Need of Services/Supervision	10	▼	-9.1%	-1
Custody and Visitation	181	▼	-10.0%	-20
Delinquency	40	▼	-9.1%	-4
Juvenile Miscellaneous	2	▲	-	+2

District: 25 FIPS: 820

* Compared to same time period as previous year ** Case Type Categories are defined in the 2017 Virginia Judicial Workload Assessment

The data reported reflect the case management system. The case types reported may not necessitate judicial involvement.

7/16/2025 11:07:08AM Source: SCV-SQL-Information

2025 Overall GRAND TOTAL		Distribution of Caseload			Change*		Percentage (%) of Caseload		
<div>2025 <div></div></div> <div>2024 <div></div></div> <div>217</div> <div>+20</div> <div>10.2%</div> <div>↑</div>	Adult	88	41%	6.0%	▲	+5	Adult	2024	2025
	Juvenile	129	59%	13.2%	▲	+15	Juvenile	42.1%	40.6%
	GRAND TOTAL	217	100%	10.2%	▲	+20	GRAND TOTAL	100%	100%

Filings by Division & Code

Division	Case Type Description	Code	Summary	Change	% Change	Absolute Change
Adult	Civil Support	VS	19	▲	+18.8%	+3
	Show Cause	SC	17	▲	-34.6%	-9
	Misdemeanor	CM	16	▲	-11.1%	-2
	Family Abuse - Protective Order	FP	13	▲	+333.3%	+10
	Felony	CF	11	▲	+1,000.0%	+10
	Other	OT	7	▲	-36.4%	-4
	Remand Support	RS	3	▲	+200.0%	+2
	Capias	CA	1	▲	-50.0%	-1
	Motion - Protective Order	MP	1	▲	-75.0%	-3
	Non-Family Abuse Protective Order	AP	0	▲	-100.0%	-1
Total			88	▲	6.0%	+5
Juvenile	Custody Visitation	CV	51	▲	-21.5%	-14
	Misdemeanor	DM	19	▲	+280.0%	+14
	Paternity	PT	8	▲	+166.7%	+5
	Traffic	T	8	▲	+33.3%	+2
	Remand Custody	RC	7	▲	+250.0%	+5
	Remand Visitation	RV	7	▲	+250.0%	+5
	Emergency Custody Order	EC	5	▲	+150.0%	+3
	Felony	DF	4	▲	+300.0%	+3
	Foster Care Review	FC	4	▲	-	+4
	Permanency Planning	PH	3	↔	-	-
	Temporary Detention Order	TD	3	▲	+200.0%	+2
	Motion - Protective Order	MP	2	↔	-	-
	Special Immigrant Juvenile Status	SI	2	▲	-	+2
	Status	ST	2	▲	-60.0%	-3
	Terminate Parental Rights	TP	2	▲	-	+2
	Truancy	TR	1	↔	-	-
	Voluntary Continuing Services and Support Agreen	VA	1	▲	-	+1
	Abuse and Neglect	AN	0	▲	-100.0%	-1
	Capias	CA	0	▲	-100.0%	-1
	Civil Violation	CI	0	▲	-100.0%	-8
	Entrustment	ET	0	▲	-100.0%	-1
	Initial Foster Care	IF	0	▲	-100.0%	-2
	Non-Family Abuse Protective Order	AP	0	▲	-100.0%	-1
	Other	OT	0	▲	-100.0%	-1
	Show Cause	SC	0	▲	-100.0%	-1
Total			129	▲	13.2%	+15
GRAND TOTAL			217	▲	10.2%	+20

Filings by Major Case Category**

Category	Summary	Change	% Change	Absolute Change
Adult Criminal	33	▲	-23.3%	-10
Child Dependency	10	▲	+42.9%	+3
Child in Need of Services/Supervision	1	↔	-	0
Custody and Visitation	59	▲	-13.2%	-9
Delinquency	23	▲	+187.5%	+15
Juvenile Miscellaneous	2	▲	-60.0%	-3

New to Workload Study	2	▲	-75.0%	-6
Other	32	▲	+60.0%	+12
Protective Orders	16	▲	+45.5%	+5
Support	31	▲	+55.0%	+11
Traffic	8	▲	+33.3%	+2
GRAND TOTAL	217	▲	10.2%	+20

2025 Overall GRAND TOTAL		Distribution of Caseload			Change*		Percentage (%) of Caseload		
<div>2025 <div></div></div> <div>2024 <div></div></div> <div>1,660</div> <div>+76 4.8%</div> <div>↑</div>	Adult		743	45%	5.8% ▲	+41	Adult	2024	2025
	Juvenile		917	55%	4.0% ▲	+35	Juvenile	44.3%	44.8%
	GRAND TOTAL		1,660	100%	4.8% ▲	+76	GRAND TOTAL	100%	100%

Filings by Division & Code

Division	Case Type Description	Code	Summary	Change	% Change	Absolute Change
Adult	Civil Support	VS	165	▲	+3.1%	+5
	Show Cause	SC	135	▲	-7.5%	-11
	Misdemeanor	CM	128	▲	-19.5%	-31
	Other	OT	119	▲	+16.7%	+17
	Family Abuse - Protective Order	FP	68	▲	+33.3%	+17
	Felony	CF	51	▲	+50.0%	+17
	Capias	CA	31	▲	+24.0%	+6
	Remand Support	RS	14	▲	+27.3%	+3
	Violation of Protective Order	PV	10	▲	+233.3%	+7
	Non-Family Abuse Protective Order	AP	9	▲	+200.0%	+6
	Protective Order	PC	8	▲	+700.0%	+7
	Motion - Protective Order	MP	4	▲	-42.9%	-3
	Restricted License for Non-Support	SL	1	▲	-	+1
Total			743	▲	5.8%	+41
Juvenile	Custody Visitation	CV	545	▲	-0.9%	-5
	Misdemeanor	DM	85	▲	+3.7%	+3
	Traffic	T	47	↔		-
	Felony	DF	37	▲	+60.9%	+14
	Remand Custody	RC	25	▲	+19.0%	+4
	Remand Visitation	RV	25	▲	+19.0%	+4
	Paternity	PT	22	▲	-4.3%	-1
	Foster Care Review	FC	18	▲	+20.0%	+3
	Special Immigrant Juvenile Status	SI	18	▲	+100.0%	+9
	Non-Family Abuse Protective Order	AP	17	▲	+466.7%	+14
	Truancy	TR	13	↔		-
	Abuse and Neglect	AN	11	▲	+37.5%	+3
	Permanency Planning	PH	10	▲	+11.1%	+1
	Status	ST	10	▲	-37.5%	-6
	Other	OT	7	▲	+133.3%	+4
	Temporary Detention Order	TD	6	▲	+20.0%	+1
	Initial Foster Care	IF	5	▲	-16.7%	-1
	Motion - Protective Order	MP	5	▲	-44.4%	-4
	Terminate Parental Rights	TP	4	↔		-
	Emergency Custody Order	EC	3	▲	-40.0%	-2
	Civil Violation	CI	1	▲	-80.0%	-4
	Emancipation	EP	1	▲	-	+1
	Family Abuse - Protective Order	FP	1	▲	-50.0%	-1
	Voluntary Continuing Services and Support Agreem	VA	1	↔		-
	Child In Need of Services	CS	0	▲	-100.0%	-1
	Show Cause	SC	0	▲	-100.0%	-1
Total			917	▲	4.0%	+35
GRAND TOTAL			1,660	▲	4.8%	+76

Filings by Major Case Category**

Category	Summary	Change	% Change	Absolute Change
Adult Criminal	313	▲	-5.7%	-19
Child Dependency	49	▲	+14.0%	+6

Child in Need of Services/Supervision	13	▼	-7.1%	-1
Custody and Visitation	567	▼	-1.0%	-6
Delinquency	122	▼	+15.1%	+16
Juvenile Miscellaneous	11	▲	-31.3%	-5
New to Workload Study	19	▲	+35.7%	+5
Other	199	▲	+18.5%	+31
Protective Orders	104	▲	+38.7%	+29
Support	216	▲	+10.2%	+20
Traffic	47	↔		0
GRAND TOTAL	1,660	▲	4.8%	+76

2025 Overall GRAND TOTAL		Distribution of Caseload			Change*		Percentage (%) of Caseload		
<div>2025 <div></div></div> <div>2024 <div></div></div> <div>715</div> <div>+20 2.9%</div> <div>↑</div>	<div>Adult</div>		305	43%	-11.1%	▼	-38	<div>Adult</div>	2024 49.4%
	<div>Juvenile</div>		410	57%	16.5%	▲	+58	<div>Juvenile</div>	2025 57.3%
	<div>GRAND TOTAL</div>		715	100%	2.9%	▲	+20	<div>GRAND TOTAL</div>	100%

Filings by Division & Code

Division	Case Type Description	Code	Summary	Change	% Change	Absolute Change
Adult	Civil Support	VS	68	▲	+23.6%	+13
	Show Cause	SC	57	▲	+9.6%	+5
	Felony	CF	45	▲	+12.5%	+5
	Other	OT	41	▼	-16.3%	-8
	Misdemeanor	CM	39	▼	-51.3%	-41
	Family Abuse - Protective Order	FP	37	↔		-
	Capias	CA	10	▼	-54.5%	-12
	Motion - Protective Order	MP	5	↔		-
	Non-Family Abuse Protective Order	AP	3	▲	+200.0%	+2
	Remand Support	RS	0	▼	-100.0%	-2
Total			305	▼	-11.1%	-38
Juvenile	Custody Visitation	CV	263	▲	+28.9%	+59
	Traffic	T	36	▲	+56.5%	+13
	Misdemeanor	DM	23	▼	-17.9%	-5
	Status	ST	19	▼	-20.8%	-5
	Permanency Planning	PH	15	▼	-6.3%	-1
	Abuse and Neglect	AN	13	▲	+44.4%	+4
	Initial Foster Care	IF	9	▲	+350.0%	+7
	Show Cause	SC	6	▼	-14.3%	-1
	Paternity	PT	5	▲	+400.0%	+4
	Truancy	TR	5	▲	+25.0%	+1
	Voluntary Continuing Services and Support Agreen	VA	3	▲	+50.0%	+1
	Capias	CA	2	▼	-60.0%	-3
	Foster Care Review	FC	2	▼	-33.3%	-1
	Non-Family Abuse Protective Order	AP	2	▼	-50.0%	-2
	Special Immigrant Juvenile Status	SI	2	▲	-	+2
	Terminate Parental Rights	TP	2	▼	-50.0%	-2
	Child at Risk	RI	1	▲	-	+1
	Felony	DF	1	↔		-
	Temporary Detention Order	TD	1	▲	-	+1
	Child In Need of Services	CS	0	▼	-100.0%	-3
	Emergency Custody Order	EC	0	▼	-100.0%	-1
	Motion - Protective Order	MP	0	▼	-100.0%	-2
	Other	OT	0	▼	-100.0%	-3
	Remand Custody	RC	0	▼	-100.0%	-3
	Remand Visitation	RV	0	▼	-100.0%	-3
Total			410	▲	16.5%	+58
GRAND TOTAL			715	▲	2.9%	+20

Filings by Major Case Category**

Category	Summary	Change	% Change	Absolute Change
Adult Criminal	127	▼	-27.8%	-49
Child Dependency	45	▲	+25.0%	+9
Child in Need of Services/Supervision	5	▼	-28.6%	-2
Custody and Visitation	268	▲	+30.7%	+63
Delinquency	32	▼	-22.0%	-9
Juvenile Miscellaneous	19	▼	-20.8%	-5

New to Workload Study	2	▲	-	+2
Other	42	▲	-31.1%	-19
Protective Orders	47	▲	-4.1%	-2
Support	92	▲	+26.0%	+19
Traffic	36	▲	+56.5%	+13
GRAND TOTAL	715	▲	2.9%	+20

2025 Overall GRAND TOTAL		Distribution of Caseload			Change*		Percentage (%) of Caseload		
2025 2024	3,012 +294 10.8%	Adult	1,376	46%	14.9% ▲	+178	Adult	2024 44.1%	2025 45.7%
		Juvenile	1,636	54%	7.6% ▲	+116	Juvenile	55.9%	54.3%
		GRAND TOTAL	3,012	100%	10.8% ▲	+294	GRAND TOTAL	100%	100%

Filings by Division & Code

Division	Case Type Description	Code	Summary	Change	% Change	Absolute Change
Adult	Show Cause	SC	296	▲	+30.4%	+69
	Misdemeanor	CM	255	▲	+10.9%	+25
	Civil Support	VS	239	▲	+2.6%	+6
	Felony	CF	191	▲	+40.4%	+55
	Other	OT	160	▼	+2.6%	+4
	Family Abuse - Protective Order	FP	113	▼	-6.6%	-8
	Capias	CA	82	▲	+46.4%	+26
	Motion - Protective Order	MP	16	▲	+14.3%	+2
	Violation of Protective Order	PV	8	▲	+14.3%	+1
	Non-Family Abuse Protective Order	AP	6	▼	-14.3%	-1
	Remand Support	RS	6	↔		-
	Violation Family Abuse Protective Order	PS	2	▼	-60.0%	-3
	Protective Order	PC	1	▲	-	+1
	Restricted License for Non-Support	SL	1	▲	-	+1
	Total		1,376	▲	14.9%	+178
Juvenile	Custody Visitation	CV	688	▲	+10.4%	+65
	Misdemeanor	DM	185	▼	-8.4%	-17
	Traffic	T	169	▲	+24.3%	+33
	Abuse and Neglect	AN	121	▲	+16.3%	+17
	Permanency Planning	PH	65	▲	+18.2%	+10
	Motion - Protective Order	MP	40	▼	-29.8%	-17
	Initial Foster Care	IF	38	▲	+15.2%	+5
	Foster Care Review	FC	34	▲	+6.3%	+2
	Special Immigrant Juvenile Status	SI	33	▲	+120.0%	+18
	Truancy	TR	30	▲	+30.4%	+7
	Felony	DF	28	▼	-54.8%	-34
	Paternity	PT	27	▲	+8.0%	+2
	Terminate Parental Rights	TP	27	▲	+17.4%	+4
	Entrustment	ET	23	▲	+9.5%	+2
	Remand Custody	RC	21	▲	+75.0%	+9
	Remand Visitation	RV	21	▲	+75.0%	+9
	Relief of Custody	CR	14	▲	+600.0%	+12
	Show Cause	SC	13	▼		-
	Temporary Detention Order	TD	12	▲	+200.0%	+8
	Civil Violation	CI	9	▲	+28.6%	+2
	Child In Need of Services	CS	8	▼	-11.1%	-1
	Non-Family Abuse Protective Order	AP	7	▼	-58.8%	-10
	Voluntary Continuing Services and Support Agreem	VA	6	↔		-
	Capias	CA	5	▲	+25.0%	+1
	Emergency Custody Order	EC	4	▲	+33.3%	+1
	Status	ST	4	▼	-75.0%	-12
	Other	OT	2	↔		-
	Emancipation	EP	1	▲	-	+1
	Family Abuse - Protective Order	FP	1	↔		-
	Mental Commitment	MC	0	▼	-100.0%	-1
	Total		1,636	▲	7.6%	+116
	GRAND TOTAL		3,012	▲	10.8%	+294

Filings by Major Case Category**

Category	Summary	Change	% Change	Absolute Change
Adult Criminal	639	▲	+21.9%	+115
Child Dependency	328	▲	+18.8%	+52
Child in Need of Services/Supervision	39	▼	+14.7%	+5
Custody and Visitation	715	▲	+10.3%	+67
Delinquency	230	▼	-17.6%	-49
Juvenile Miscellaneous	5	▲	-68.8%	-11
New to Workload Study	42	▲	+90.9%	+20
Other	226	▲	+15.3%	+30
Protective Orders	183	▼	-15.7%	-34
Support	436	▲	+17.8%	+66
Traffic	169	▲	+24.3%	+33
GRAND TOTAL	3,012	▲	10.8%	+294

2025 Overall GRAND TOTAL		Distribution of Caseload			Change*		Percentage (%) of Caseload			
<div>2025 <div></div></div> <div>2024 <div></div></div> <div>1,041</div> <div>-115</div> <div>-9.9%</div> <div></div>	<div>Adult</div> <div>Juvenile</div> <div>GRAND TOTAL</div>	<div>497</div> <div>544</div> <div>1,041</div>	<div>48%</div> <div>52%</div> <div>100%</div>	<div>-4.4%</div> <div>-14.5%</div> <div>-9.9%</div>	<div>▼</div> <div>▼</div> <div>▼</div>	<div>-23</div> <div>-92</div> <div>-115</div>	<div>Adult</div> <div>Juvenile</div> <div>GRAND TOTAL</div>	<div>2024</div> <div>2025</div> <div></div>	<div>45.0%</div> <div>55.0%</div> <div>100%</div>	<div>47.7%</div> <div>52.3%</div> <div>100%</div>

Filings by Division & Code

Division	Case Type Description	Code	Summary	Change	% Change	Absolute Change
Adult	Misdemeanor	CM	103	▲	+24.1%	+20
	Show Cause	SC	100	▼	-2.9%	-3
	Civil Support	VS	88	▼	-20.7%	-23
	Other	OT	76	▲	+11.8%	+8
	Felony	CF	43	▼	-34.8%	-23
	Family Abuse - Protective Order	FP	41	▲	+7.9%	+3
	Capias	CA	22	▼	-24.1%	-7
	Motion - Protective Order	MP	9	▲	+28.6%	+2
	Non-Family Abuse Protective Order	AP	4	↔		-
	Remand Support	RS	4	▼	-33.3%	-2
	Violation of Protective Order	PV	4	▲	+300.0%	+3
	Restricted License for Non-Support	SL	3	▲	+50.0%	+1
	Emergency Custody Order	EC	0	▼	-100.0%	-2
	Total		497	▼	-4.4%	-23
Juvenile	Custody Visitation	CV	286	▼	-26.9%	-105
	Misdemeanor	DM	88	▲	+60.0%	+33
	Traffic	T	19	▲	+46.2%	+6
	Motion - Protective Order	MP	18	▲	+500.0%	+15
	Show Cause	SC	18	▼	-18.2%	-4
	Status	ST	17	▲	-15.0%	-3
	Truancy	TR	14	▼	-26.3%	-5
	Abuse and Neglect	AN	10	▼	-9.1%	-1
	Felony	DF	10	▼	-37.5%	-6
	Remand Custody	RC	10	▲	+25.0%	+2
	Remand Visitation	RV	10	▲	+25.0%	+2
	Initial Foster Care	IF	9	▲	+350.0%	+7
	Foster Care Review	FC	8	▲	+166.7%	+5
	Child In Need of Services	CS	7	▼	-61.1%	-11
	Paternity	PT	7	▲	+16.7%	+1
	Voluntary Continuing Services and Support Agreen	VA	3	▲	-	+3
	Emergency Custody Order	EC	2	↔		-
	Non-Family Abuse Protective Order	AP	2	▼	-66.7%	-4
	Permanency Planning	PH	2	▼	-88.9%	-16
	Special Immigrant Juvenile Status	SI	2	▼	-66.7%	-4
	Civil Violation	CI	1	▼	-50.0%	-1
	Temporary Detention Order	TD	1	↔		-
	Emancipation	EP	0	▼	-100.0%	-1
	Entrustment	ET	0	▼	-100.0%	-2
	Other	OT	0	▼	-100.0%	-1
	Relief of Custody	CR	0	▼	-100.0%	-2
	Total		544	▼	-14.5%	-92
	GRAND TOTAL		1,041	▼	-9.9%	-115

Filings by Major Case Category**

Category	Summary	Change	% Change	Absolute Change
Adult Criminal	252	▲	+0.8%	+2
Child Dependency	32	▲	-15.8%	-6

Child in Need of Services/Supervision	22	▼	-53.2%	-25
Custody and Visitation	293	▼	-26.2%	-104
Delinquency	115	▲	+38.6%	+32
Juvenile Miscellaneous	17	▼	-19.0%	-4
New to Workload Study	3	▼	-62.5%	-5
Other	103	▲	+7.3%	+7
Protective Orders	74	▲	+27.6%	+16
Support	111	▼	-23.4%	-34
Traffic	19	▲	+46.2%	+6
GRAND TOTAL	1,041	▼	-9.9%	-115

2025 Overall GRAND TOTAL		Distribution of Caseload			Change*		Percentage (%) of Caseload		
<div>2025 <div></div></div> <div>2024 <div></div></div>	<div>1,158</div> <div>-41 -3.4%</div> <div>↓</div>	Adult	584	50%	17.7% ▲	+88	Adult	2024 41.4%	2025 50.4%
		Juvenile	574	50%	-18.3% ▼	-129	Juvenile	58.6%	49.6%
		GRAND TOTAL	1,158	100%	-3.4% ▼	-41	GRAND TOTAL	100%	100%

Filings by Division & Code

Division	Case Type Description	Code	Summary	Change	% Change	Absolute Change
Adult	Show Cause	SC	184	▲	+222.8%	+127
	Felony	CF	96	▲	+47.7%	+31
	Civil Support	VS	85	▼	-18.3%	-19
	Misdemeanor	CM	85	▼	-21.3%	-23
	Other	OT	55	▼	-28.6%	-22
	Family Abuse - Protective Order	FP	32	▼	-17.9%	-7
	Capias	CA	30	▲	+30.4%	+7
	Motion - Protective Order	MP	5	▼	-28.6%	-2
	Non-Family Abuse Protective Order	AP	5	▲	+25.0%	+1
	Remand Support	RS	4	▼	-60.0%	-6
	Restricted License for Non-Support	SL	2	▲	+100.0%	+1
	Bond Forfeiture	BF	1	▲	-	+1
	Violation of Protective Order	PV	0	▼	-100.0%	-1
	Total		584	▲	17.7%	+88
Juvenile	Custody Visitation	CV	315	▲	+1.6%	+5
	Misdemeanor	DM	57	▼	-57.1%	-76
	Traffic	T	33	▲	+37.5%	+9
	Permanency Planning	PH	30	▲	+11.1%	+3
	Terminate Parental Rights	TP	28	▲	+250.0%	+20
	Show Cause	SC	17	▲	+88.9%	+8
	Foster Care Review	FC	16	▲	+45.5%	+5
	Felony	DF	12	▲	+140.0%	+7
	Paternity	PT	12	↔	-	-
	Remand Custody	RC	11	▼	-57.7%	-15
	Remand Visitation	RV	11	▼	-57.7%	-15
	Truancy	TR	10	▼	-65.5%	-19
	Abuse and Neglect	AN	8	▲	+33.3%	+2
	Child In Need of Services	CS	3	▼	-57.1%	-4
	Initial Foster Care	IF	3	▼	-70.0%	-7
	Special Immigrant Juvenile Status	SI	2	▲	-	+2
	Civil Violation	CI	1	▼	-50.0%	-1
	Motion - Protective Order	MP	1	↔	-	-
	Non-Family Abuse Protective Order	AP	1	▼	-83.3%	-5
	Status	ST	1	▼	-97.7%	-43
	Temporary Detention Order	TD	1	▼	-66.7%	-2
	Voluntary Continuing Services and Support Agreement	VA	1	↔	-	-
	Emergency Custody Order	EC	0	▼	-100.0%	-3
	Total		574	▼	-18.3%	-129
GRAND TOTAL			1,158	▼	-3.4%	-41

Filings by Major Case Category**

Category	Summary	Change	% Change	Absolute Change
Adult Criminal	360	▲	+56.5%	+130
Child Dependency	86	▲	+36.5%	+23
Child in Need of Services/Supervision	13	▼	-63.9%	-23
Custody and Visitation	327	▲	+1.6%	+5
Delinquency	86	▲	-41.5%	-61

* Compared to same time period as previous year

** Case Type Categories are defined in the 2017 Virginia Judicial Workload Assessment

The data reported reflect the case management system. The case types reported may not necessitate judicial involvement.

7/16/2025 11:07:08AM

Source: SCV-SQL-Information

Juvenile Miscellaneous	1	▼	-97.7%	-43
New to Workload Study	3	▲	+50.0%	+1
Other	82	▼	-43.4%	-63
Protective Orders	44	▼	-22.8%	-13
Support	123	▲	-4.7%	-6
Traffic	33	▲	+37.5%	+9
GRAND TOTAL	1,158	▼	-3.4%	-41

2025 Overall GRAND TOTAL		Distribution of Caseload			Change*		Percentage (%) of Caseload			
<div>2025 <div></div></div> <div>2024 <div></div></div>	<div>894</div> <div>-51</div> <div>-5.4%</div> <div></div>	Adult	426	48%	-2.7%	▼	-12	Adult	2024 46.3%	2025 47.7%
		Juvenile	468	52%	-7.7%	▼	-39	Juvenile	53.7%	52.3%
		GRAND TOTAL	894	100%	-5.4%	▼	-51	GRAND TOTAL	100%	100%

Filings by Division & Code

Division	Case Type Description	Code	Summary	Change	% Change	Absolute Change
Adult	Misdemeanor	CM	110	▼	-12.0%	-15
	Other	OT	82	▼	-2.4%	-2
	Show Cause	SC	69	▲	+11.3%	+7
	Civil Support	VS	64	▼	-1.5%	-1
	Capias	CA	28	▲	+27.3%	+6
	Felony	CF	26	▼	-21.2%	-7
	Family Abuse - Protective Order	FP	22	▲	+10.0%	+2
	Protective Order	PC	13	▲	+62.5%	+5
	Motion - Protective Order	MP	4	▼	-20.0%	-1
	Violation of Protective Order	PV	4	▼	-50.0%	-4
	Non-Family Abuse Protective Order	AP	2	▲	+100.0%	+1
	Bond Forfeiture	BF	1	▲	-	+1
	Remand Support	RS	1	▼	-80.0%	-4
	Total		426	▼	-2.7%	-12
Juvenile	Custody Visitation	CV	209	▼	-10.3%	-24
	Misdemeanor	DM	83	▼	-11.7%	-11
	Status	ST	26	▲	+30.0%	+6
	Motion - Protective Order	MP	25	▲	+400.0%	+20
	Special Immigrant Juvenile Status	SI	19	▲	+137.5%	+11
	Felony	DF	17	▲	+21.4%	+3
	Foster Care Review	FC	14	↔		-
	Abuse and Neglect	AN	12	▼	-36.8%	-7
	Permanency Planning	PH	10	↔		-
	Traffic	T	8	▼	-70.4%	-19
	Emergency Custody Order	EC	6	▲	+50.0%	+2
	Entrustment	ET	6	▲	-	+6
	Non-Family Abuse Protective Order	AP	6	▲	+200.0%	+4
	Paternity	PT	5	▼	-28.6%	-2
	Initial Foster Care	IF	4	▼	-33.3%	-2
	Other	OT	4	▲	+100.0%	+2
	Terminate Parental Rights	TP	4	▼	-50.0%	-4
	Truancy	TR	3	▼	-75.0%	-9
	Temporary Detention Order	TD	2	▼	-60.0%	-3
	Civil Violation	CI	1	▼	-80.0%	-4
	Family Abuse - Protective Order	FP	1	▲	-	+1
	Mental Commitment	MC	1	▲	-	+1
	Remand Custody	RC	1	▼	-75.0%	-3
	Remand Visitation	RV	1	▼	-75.0%	-3
	Child In Need of Services	CS	0	▼	-100.0%	-1
	Show Cause	SC	0	▼	-100.0%	-1
	Voluntary Continuing Services and Support Agreem	VA	0	▼	-100.0%	-2
	Total		468	▼	-7.7%	-39
GRAND TOTAL			894	▼	-5.4%	-51

Filings by Major Case Category**

Category	Summary	Change	% Change	Absolute Change
Adult Criminal	227	▲	-4.6%	-11
Child Dependency	50	▲	-15.3%	-9
Child in Need of Services/Supervision	3	▼	-76.9%	-10
Custody and Visitation	214	▼	-10.8%	-26
Delinquency	100	▼	-8.3%	-9
Juvenile Miscellaneous	26	▲	+30.0%	+6
New to Workload Study	20	▲	+53.8%	+7
Other	98	▲	-9.3%	-10
Protective Orders	60	▲	+81.8%	+27
Support	88	▲	+3.5%	+3
Traffic	8	▼	-70.4%	-19
GRAND TOTAL	894	▼	-5.4%	-51

2025 Overall GRAND TOTAL		Distribution of Caseload			Change*		Percentage (%) of Caseload			
<div>2025 <div></div></div> <div>2024 <div></div></div> <div>↔</div>	<div>133</div> <div>0</div> <div>0.0%</div>	Adult	71	53%	16.4%	▲	+10	Adult	2024	2025
		Juvenile	62	47%	-13.9%	▼	-10	Juvenile	45.9%	53.4%
		GRAND TOTAL	133	100%	0.0%	0	GRAND TOTAL	100%	100%	

Filings by Division & Code

Division	Case Type Description	Code	Summary	Change	% Change	Absolute Change
Adult	Felony	CF	23	▲	+187.5%	+15
	Show Cause	SC	15	▲	+114.3%	+8
	Misdemeanor	CM	12	▼	-53.8%	-14
	Other	OT	11	▲	+57.1%	+4
	Civil Support	VS	5	▼	-37.5%	-3
	Family Abuse - Protective Order	FP	4	▲	+33.3%	+1
	Motion - Protective Order	MP	1	▲	-	+1
	Bond Forfeiture	BF	0	▼	-100.0%	-1
	Capias	CA	0	▼	-100.0%	-1
	Total		71	▲	16.4%	+10
Juvenile	Custody Visitation	CV	45	▼	-15.1%	-8
	Abuse and Neglect	AN	6	▲	+200.0%	+4
	Foster Care Review	FC	3	▲	+200.0%	+2
	Misdemeanor	DM	2	▼	-60.0%	-3
	Traffic	T	2	↔		-
	Civil Violation	CI	1	▲	-	+1
	Remand Custody	RC	1	▲	-	+1
	Status	ST	1	▼	-85.7%	-6
	Voluntary Continuing Services and Support Agreen	VA	1	↔		-
	Permanency Planning	PH	0	▼	-100.0%	-1
	Total		62	▼	-13.9%	-10
GRAND TOTAL			133		0.0%	0

Filings by Major Case Category**

Category	Summary	Change	% Change	Absolute Change
Adult Criminal	46	▲	+12.2%	+5
Child Dependency	10	▲	+100.0%	+5
Custody and Visitation	45	▼	-15.1%	-8
Delinquency	2	▼	-60.0%	-3
Juvenile Miscellaneous	1	▼	-85.7%	-6
New to Workload Study	1	▲	-	+1
Other	12	▲	+71.4%	+5
Protective Orders	5	▲	+66.7%	+2
Support	9	▲	-10.0%	-1
Traffic	2	↔		0
GRAND TOTAL	133		0.0%	0

2025 Overall GRAND TOTAL		Distribution of Caseload			Change*		Percentage (%) of Caseload		
<div>2025 <div></div></div> <div>2024 <div></div></div> <div>714</div> <div>+29 4.2%</div> <div>↑</div>	Adult	397	56%	46.5%	▲	+126	Adult	2024 39.6%	2025 55.6%
	Juvenile	317	44%	-23.4%	▼	-97	Juvenile	60.4%	44.4%
	GRAND TOTAL	714	100%	4.2%	▲	+29	GRAND TOTAL	100%	100%

Filings by Division & Code

Division	Case Type Description	Code	Summary	Change	% Change	Absolute Change
Adult	Misdemeanor	CM	82	▲	+46.4%	+26
	Show Cause	SC	78	▲	+52.9%	+27
	Other	OT	71	▲	+54.3%	+25
	Civil Support	VS	59	▲	+47.5%	+19
	Felony	CF	37	▲	+23.3%	+7
	Family Abuse - Protective Order	FP	31	▲	+3.3%	+1
	Capias	CA	25	▲	+92.3%	+12
	Motion - Protective Order	MP	6	▲	-	+6
	Violation of Protective Order	PV	4	▲	+100.0%	+2
	Remand Support	RS	2	▲	+100.0%	+1
	Non-Family Abuse Protective Order	AP	1	▼	-50.0%	-1
	Restricted License for Non-Support	SL	1	▲	-	+1
	Total		397	▲	46.5%	+126
Juvenile	Custody Visitation	CV	214	▼	-16.1%	-41
	Traffic	T	15	▼	-25.0%	-5
	Misdemeanor	DM	12	▼	-57.1%	-16
	Motion - Protective Order	MP	12	▲	+300.0%	+9
	Foster Care Review	FC	11	▲	+22.2%	+2
	Initial Foster Care	IF	8	▲	+60.0%	+3
	Permanency Planning	PH	8	▼	-33.3%	-4
	Abuse and Neglect	AN	7	▼	-75.9%	-22
	Non-Family Abuse Protective Order	AP	4	▲	-	+4
	Felony	DF	3	▼	-40.0%	-2
	Remand Custody	RC	3	▼	-25.0%	-1
	Remand Visitation	RV	3	▼	-25.0%	-1
	Status	ST	3	▼	-81.3%	-13
	Temporary Detention Order	TD	3	▲	+200.0%	+2
	Truancy	TR	3	↔		-
	Voluntary Continuing Services and Support Agreem	VA	3	↔		-
	Child In Need of Services	CS	2	▲	-	+2
	Paternity	PT	2	▼	-75.0%	-6
	Emergency Custody Order	EC	1	↔		-
	Relief of Custody	CR	0	▼	-100.0%	-6
	Terminate Parental Rights	TP	0	▼	-100.0%	-2
	Total		317	▼	-23.4%	-97
GRAND TOTAL			714	▲	4.2%	+29

Filings by Major Case Category**

Category	Summary	Change	% Change	Absolute Change
Adult Criminal	195	▲	+41.3%	+57
Child Dependency	37	▼	-43.9%	-29
Child in Need of Services/Supervision	5	▲	+66.7%	+2
Custody and Visitation	216	▼	-17.9%	-47
Delinquency	15	▼	-54.5%	-18
Juvenile Miscellaneous	3	▼	-81.3%	-13
Other	83	▲	+45.6%	+26

Protective Orders	54	▲	+54.3%	+19
Support	91	▲	+68.5%	+37
Traffic	15	▼	-25.0%	-5
GRAND TOTAL	714	▲	4.2%	+29

2025 Overall GRAND TOTAL		Distribution of Caseload			Change*		Percentage (%) of Caseload			
2025 2024	<div>368</div> <div>+38 11.5%</div> <div>↑</div>	Adult	171	46%	22.1%	▲	+31	Adult	42.4%	46.5%
		Juvenile	197	54%	3.7%	▲	+7	Juvenile	57.6%	53.5%
		GRAND TOTAL	368	100%	11.5%	▲	+38	GRAND TOTAL	100%	100%

Filings by Division & Code

Division	Case Type Description	Code	Summary	Change	% Change	Absolute Change
Adult	Civil Support	VS	43	▲	+48.3%	+14
	Misdemeanor	CM	41	▲	+32.3%	+10
	Show Cause	SC	31	▲	+72.2%	+13
	Other	OT	24	▼	-14.3%	-4
	Family Abuse - Protective Order	FP	13	▲	+30.0%	+3
	Felony	CF	11	▲	+10.0%	+1
	Remand Support	RS	4	▼	-33.3%	-2
	Motion - Protective Order	MP	3	▼	-62.5%	-5
	Non-Family Abuse Protective Order	AP	1	▲	-	+1
	Total		171	▲	22.1%	+31
Juvenile	Custody Visitation	CV	122	▲	+25.8%	+25
	Traffic	T	11	▼	-38.9%	-7
	Remand Custody	RC	10	▼	-23.1%	-3
	Remand Visitation	RV	10	▼	-23.1%	-3
	Foster Care Review	FC	8	▲	+100.0%	+4
	Misdemeanor	DM	5	↔	-	-
	Paternity	PT	5	▲	+400.0%	+4
	Permanency Planning	PH	5	↔	-	-
	Abuse and Neglect	AN	4	▼	-33.3%	-2
	Felony	DF	4	▼	-63.6%	-7
	Motion - Protective Order	MP	4	▼	-20.0%	-1
	Initial Foster Care	IF	3	▲	-	+3
	Terminate Parental Rights	TP	3	▼	-62.5%	-5
	Non-Family Abuse Protective Order	AP	1	▲	-	+1
	Other	OT	1	▲	-	+1
	Temporary Detention Order	TD	1	▲	-	+1
	Emergency Custody Order	EC	0	▼	-100.0%	-1
	Status	ST	0	▼	-100.0%	-3
	Total		197	▲	3.7%	+7
	GRAND TOTAL		368	▲	11.5%	+38

Filings by Major Case Category**

Category	Summary	Change	% Change	Absolute Change
Adult Criminal	66	▲	+32.0%	+16
Child Dependency	23	▲	-	0
Custody and Visitation	127	▲	+29.6%	+29
Delinquency	9	▼	-43.8%	-7
Juvenile Miscellaneous	0	▼	-100.0%	-3
Other	50	▲	-18.0%	-11
Protective Orders	22	▲	-4.3%	-1
Support	60	▲	+57.9%	+22
Traffic	11	▼	-38.9%	-7
GRAND TOTAL	368	▲	11.5%	+38

* Compared to same time period as previous year

** Case Type Categories are defined in the 2017 Virginia Judicial Workload Assessment

The data reported reflect the case management system. The case types reported may not necessitate judicial involvement.

7/16/2025 11:07:08AM

Source: SCV-SQL-Information

2025 Overall GRAND TOTAL		Distribution of Caseload			Change*		Percentage (%) of Caseload		
<div>2025 <div></div></div> <div>2024 <div></div></div> <div>307</div> <div>+8</div> <div>2.7%</div> <div>↑</div>	Adult	127	41%	2.4%	▲	+3	Adult	2024	2025
	Juvenile	180	59%	2.9%	▲	+5	Juvenile	41.5%	41.4%
	GRAND TOTAL	307	100%	2.7%	▲	+8	GRAND TOTAL	58.5%	58.6%
							100%		

Filings by Division & Code

Division	Case Type Description	Code	Summary	Change	% Change	Absolute Change
Adult	Show Cause	SC	31	▲	+82.4%	+14
	Misdemeanor	CM	25	▲	+8.7%	+2
	Civil Support	VS	24	▲	+20.0%	+4
	Other	OT	24	▼	-38.5%	-15
	Felony	CF	8	▼	-27.3%	-3
	Family Abuse - Protective Order	FP	6	▲	+100.0%	+3
	Non-Family Abuse Protective Order	AP	4	▲	-	+4
	Capias	CA	3	↔		-
	Protective Order	PC	1	▲	-	+1
	Violation of Protective Order	PV	1	▼	-75.0%	-3
	Emergency Custody Order	EC	0	▼	-100.0%	-2
	Motion - Protective Order	MP	0	▼	-100.0%	-2
	Total		127	▲	2.4%	+3
Juvenile	Custody Visitation	CV	95	▲	+35.7%	+25
	Misdemeanor	DM	18	▲	+20.0%	+3
	Traffic	T	18	▲	+125.0%	+10
	Motion - Protective Order	MP	10	▲	+11.1%	+1
	Foster Care Review	FC	8	▲	+60.0%	+3
	Non-Family Abuse Protective Order	AP	5	▲	+150.0%	+3
	Terminate Parental Rights	TP	4	▼	-75.0%	-12
	Child In Need of Services	CS	3	↔		-
	Initial Foster Care	IF	3	▼	-25.0%	-1
	Permanency Planning	PH	3	▼	-83.3%	-15
	Abuse and Neglect	AN	2	▼	-87.5%	-14
	Civil Violation	CI	2	▲	-	+2
	Felony	DF	2	▲	+100.0%	+1
	Paternity	PT	2	↔		-
	Show Cause	SC	2	▲	-	+2
	Temporary Detention Order	TD	1	▼	-50.0%	-1
	Truancy	TR	1	▲	-	+1
	Voluntary Continuing Services and Support Agree	VA	1	▼	-66.7%	-2
	Emergency Custody Order	EC	0	▼	-100.0%	-1
	Total		180	▲	2.9%	+5
GRAND TOTAL			307	▲	2.7%	+8

Filings by Major Case Category**

Category	Summary	Change	% Change	Absolute Change
Adult Criminal	52	▲	+2.0%	+1
Child Dependency	21	▼	-66.1%	-41
Child in Need of Services/Supervision	5	▲	+66.7%	+2
Custody and Visitation	97	▲	+34.7%	+25
Delinquency	21	▲	+31.3%	+5
New to Workload Study	2	▲	-	+2
Other	25	▼	-43.2%	-19
Protective Orders	25	▲	+56.3%	+9
Support	41	▲	+51.9%	+14

Traffic	18	▲	+125.0%	+10
GRAND TOTAL	307	▲	2.7%	+8

2025 Overall GRAND TOTAL		Distribution of Caseload			Change*		Percentage (%) of Caseload		
2025 2024	<div><div></div><div></div></div> <div>586</div> <div>-29 -4.7%</div> <div>↓</div>	Adult	236	40%	3.5% ▲	+8	Adult	2024 37.1%	2025 40.3%
		Juvenile	350	60%	-9.6% ▼	-37	Juvenile	62.9%	59.7%
		GRAND TOTAL	586	100%	-4.7% ▼	-29	GRAND TOTAL	100%	100%

Filings by Division & Code

Division	Case Type Description	Code	Summary	Change	% Change	Absolute Change
Adult	Civil Support	VS	59	▲	+18.0%	+9
	Show Cause	SC	51	▲	-17.7%	-11
	Misdemeanor	CM	37	▲	+12.1%	+4
	Other	OT	29	▼	-12.1%	-4
	Family Abuse - Protective Order	FP	24	▲	+9.1%	+2
	Felony	CF	16	▲	+166.7%	+10
	Motion - Protective Order	MP	8	▲	+300.0%	+6
	Capias	CA	5	▼	-58.3%	-7
	Violation of Protective Order	PV	3	▼	-40.0%	-2
	Non-Family Abuse Protective Order	AP	2	↔		-
	Bond Forfeiture	BF	1	▲	-	+1
	Remand Support	RS	1	↔		-
	Total		236	▲	3.5%	+8
Juvenile	Custody Visitation	CV	257	▼	-8.2%	-23
	Abuse and Neglect	AN	18	▲	+350.0%	+14
	Traffic	T	14	▲	+366.7%	+11
	Foster Care Review	FC	9	▲	+80.0%	+4
	Misdemeanor	DM	9	▼	-30.8%	-4
	Initial Foster Care	IF	6	▲	+100.0%	+3
	Permanency Planning	PH	5	▼	-28.6%	-2
	Motion - Protective Order	MP	4	▼	-77.8%	-14
	Remand Custody	RC	4	▼	-20.0%	-1
	Remand Visitation	RV	4	▼	-20.0%	-1
	Truancy	TR	4	▲	+33.3%	+1
	Paternity	PT	3	↔		-
	Entrustment	ET	2	↔		-
	Show Cause	SC	2	▲	-	+2
	Temporary Detention Order	TD	2	▼	-60.0%	-3
	Voluntary Continuing Services and Support Agreem	VA	2	▲	+100.0%	+1
	Emergency Custody Order	EC	1	▲	-	+1
	Juvenile Support	JS	1	▲	-	+1
	Non-Family Abuse Protective Order	AP	1	▼	-75.0%	-3
	Status	ST	1	▲	-	+1
	Terminate Parental Rights	TP	1	▼	-75.0%	-3
	Child In Need of Services	CS	0	▼	-100.0%	-3
	Felony	DF	0	▼	-100.0%	-11
	Other	OT	0	▼	-100.0%	-3
	Relief of Custody	CR	0	▼	-100.0%	-5
	Total		350	▼	-9.6%	-37
GRAND TOTAL			586	▼	-4.7%	-29

Filings by Major Case Category**

Category	Summary	Change	% Change	Absolute Change
Adult Criminal	80	▲	-19.2%	-19
Child Dependency	43	▲	+38.7%	+12
Child in Need of Services/Supervision	4	▼	-33.3%	-2
Custody and Visitation	260	▼	-8.1%	-23

Delinquency	11	▲	-54.2%	-13
Juvenile Miscellaneous	1	▲		0
Other	41	▲	-19.6%	-10
Protective Orders	39	▲	-18.8%	-9
Support	93	▲	+34.8%	+24
Traffic	14	▲	+366.7%	+11
GRAND TOTAL	586	▼	-4.7%	-29

2025 Overall GRAND TOTAL		Distribution of Caseload			Change*		Percentage (%) of Caseload		
<div>2025 <div></div></div> <div>2024 <div></div></div> <div>375</div> <div>-2</div> <div>-0.5%</div> <div>↓</div>	Adult		193	51%	3.8%	▲	+7	Adult	2024 49.3%
	Juvenile		182	49%	-4.7%	▼	-9	Juvenile	2025 51.5%
	GRAND TOTAL		375	100%	-0.5%	▼	-2	GRAND TOTAL	2025 48.5%
								GRAND TOTAL	100%

Filings by Division & Code

Division	Case Type Description	Code	Summary	Change	% Change	Absolute Change
Adult	Misdemeanor	CM	52	▲	+18.2%	+8
	Other	OT	32	▼		-
	Civil Support	VS	27	▼	-32.5%	-13
	Show Cause	SC	27	▲	-6.9%	-2
	Family Abuse - Protective Order	FP	21	▲	+90.9%	+10
	Felony	CF	19	▲	+58.3%	+7
	Capias	CA	7	▼	-46.2%	-6
	Motion - Protective Order	MP	5	▲	+150.0%	+3
	Non-Family Abuse Protective Order	AP	2	▲	-	+2
	Remand Support	RS	1	▼	-50.0%	-1
	Violation Family Abuse Protective Order	PS	0	▼	-100.0%	-1
	Total		193	▲	3.8%	+7
Juvenile	Custody Visitation	CV	147	▲	+12.2%	+16
	Permanency Planning	PH	6	▲	+20.0%	+1
	Traffic	T	5	▲	+400.0%	+4
	Foster Care Review	FC	4	▼	-50.0%	-4
	Temporary Detention Order	TD	4	▲	+300.0%	+3
	Terminate Parental Rights	TP	4	▲	+100.0%	+2
	Felony	DF	2	▼	-66.7%	-4
	Initial Foster Care	IF	2	▼	-75.0%	-6
	Misdemeanor	DM	2	▼	-81.8%	-9
	Emergency Custody Order	EC	1	▲	-	+1
	Protective Order	PC	1	▲	-	+1
	Relief of Custody	CR	1	▲	-	+1
	Remand Custody	RC	1	▲	-	+1
	Remand Visitation	RV	1	↔		-
	Voluntary Continuing Services and Support Agreemen	VA	1	▲	-	+1
	Abuse and Neglect	AN	0	▼	-100.0%	-6
	Child In Need of Services	CS	0	▼	-100.0%	-1
	Civil Violation	CI	0	▼	-100.0%	-2
	Family Abuse - Protective Order	FP	0	▼	-100.0%	-1
	Mental Commitment	MC	0	▼	-100.0%	-1
	Motion - Protective Order	MP	0	▼	-100.0%	-1
	Non-Family Abuse Protective Order	AP	0	▼	-100.0%	-2
	Paternity	PT	0	▼	-100.0%	-2
	Status	ST	0	▼	-100.0%	-1
	Total		182	▼	-4.7%	-9
GRAND TOTAL			375	▼	-0.5%	-2

Filings by Major Case Category**

Category	Summary	Change	% Change	Absolute Change
Adult Criminal	87	▼	-2.2%	-2
Child Dependency	18	▲	-37.9%	-11
Child in Need of Services/Supervision	0	▼	-100.0%	-1
Custody and Visitation	147	▼	+10.5%	+14
Delinquency	5	▲	-70.6%	-12
Juvenile Miscellaneous	0	▼	-100.0%	-1

New to Workload Study	0	▼	-100.0%	-2
Other	40	▲	+8.1%	+3
Protective Orders	28	▲	+64.7%	+11
Support	45	▲	-10.0%	-5
Traffic	5	▲	+400.0%	+4
GRAND TOTAL	375	▼	-0.5%	-2

2025 Overall GRAND TOTAL		Distribution of Caseload			Change*		Percentage (%) of Caseload		
<div>2025 <div></div></div> <div>2024 <div></div></div> <div>2,117</div> <div>+592</div> <div>38.8%</div> <div>↑</div>	Adult		1,156	55%	38.8%	▲	+323	Adult	2024
	Juvenile		961	45%	38.9%	▲	+269	Juvenile	54.6%
	GRAND TOTAL		2,117	100%	38.8%	▲	+592	GRAND TOTAL	2025
									54.6%
									45.4%
									100%
									100%

Filings by Division & Code

Division	Case Type Description	Code	Summary	Change	% Change	Absolute Change
Adult	Misdemeanor	CM	277	▲	+35.8%	+73
	Felony	CF	215	▲	+95.5%	+105
	Show Cause	SC	170	▲	+32.8%	+42
	Other	OT	156	▲	-7.1%	-12
	Civil Support	VS	133	▲	+12.7%	+15
	Family Abuse - Protective Order	FP	80	▲	+37.9%	+22
	Remand Support	RS	70	▲	+677.8%	+61
	Motion - Protective Order	MP	18	▲	+125.0%	+10
	Violation of Protective Order	PV	17	▲	+1,600.0%	+16
	Capias	CA	15	▼	-25.0%	-5
	Bond Forfeiture	BF	2	▲	-	+2
	Restricted License for Non-Support	SL	2	▲	-	+2
	Protective Order	PC	1	▲	-	+1
	Non-Family Abuse Protective Order	AP	0	▼	-100.0%	-9
Total			1,156	▲	38.8%	+323
Juvenile	Custody Visitation	CV	484	▲	+38.3%	+134
	Remand Custody	RC	120	▲	+328.6%	+92
	Misdemeanor	DM	82	▲	+3.8%	+3
	Remand Visitation	RV	58	▲	+5,700.0%	+57
	Motion - Protective Order	MP	33	▲	+37.5%	+9
	Traffic	T	33	▼	-13.2%	-5
	Abuse and Neglect	AN	28	▼	-3.4%	-1
	Paternity	PT	18	▲	+500.0%	+15
	Felony	DF	17	▼	-67.9%	-36
	Terminate Parental Rights	TP	15	▲	-	+15
	Status	ST	12	▲	+50.0%	+4
	Temporary Detention Order	TD	11	▲	+57.1%	+4
	Permanency Planning	PH	8	▲	+166.7%	+5
	Initial Foster Care	IF	6	▲	+50.0%	+2
	Non-Family Abuse Protective Order	AP	6	▼	-40.0%	-4
	Foster Care Review	FC	5	▲	+150.0%	+3
	Special Immigrant Juvenile Status	SI	5	▲	+150.0%	+3
	Truancy	TR	5	▼	-72.2%	-13
	Child In Need of Services	CS	4	▼	-42.9%	-3
	Civil Violation	CI	3	▼	-66.7%	-6
	Other	OT	3	▼	-25.0%	-1
	Emergency Custody Order	EC	2	▼	-33.3%	-1
	Family Abuse - Protective Order	FP	2	▲	-	+2
	Mental Commitment	MC	1	▲	-	+1
	Emancipation	EP	0	▼	-100.0%	-1
	Juvenile Support	JS	0	▼	-100.0%	-1
	Relief of Custody	CR	0	▼	-100.0%	-1
	Show Cause	SC	0	▼	-100.0%	-4
	Voluntary Continuing Services and Support Agreem	VA	0	▼	-100.0%	-3
Total			961	▲	38.9%	+269
GRAND TOTAL			2,117	▲	38.8%	+592

Filings by Major Case Category**

Category	Summary	Change	% Change	Absolute Change
Adult Criminal	590	▲	+37.5%	+161
Child Dependency	62	▲	+47.6%	+20
Child in Need of Services/Supervision	9	▼	-64.0%	-16
Custody and Visitation	502	▲	+42.2%	+149
Delinquency	99	▼	-27.2%	-37
Juvenile Miscellaneous	12	▲	+33.3%	+3
New to Workload Study	8	▲	-27.3%	-3
Other	421	▲	+91.4%	+201
Protective Orders	139	▲	+27.5%	+30
Support	242	▲	+58.2%	+89
Traffic	33	▼	-13.2%	-5
GRAND TOTAL	2,117	▲	38.8%	+592

2025 Overall GRAND TOTAL		Distribution of Caseload			Change*		Percentage (%) of Caseload		
<div>2025 <div></div></div> <div>2024 <div></div></div> <div>1,104</div> <div>+24 2.2%</div> <div>↑</div>	Adult		641	58%	13.5%	▲	+76	Adult	2024 52.3%
	Juvenile		463	42%	-10.1%	▼	-52	Juvenile	2025 41.9%
	GRAND TOTAL		1,104	100%	2.2%	▲	+24	GRAND TOTAL	100%

Filings by Division & Code

Division	Case Type Description	Code	Summary	Change	% Change	Absolute Change
Adult	Show Cause	SC	152	▲	+44.8%	+47
	Civil Support	VS	124	▲	+0.8%	+1
	Other	OT	90	▼	-14.3%	-15
	Misdemeanor	CM	82	▼	-20.4%	-21
	Felony	CF	80	▲	+158.1%	+49
	Family Abuse - Protective Order	FP	54	▼	-1.8%	-1
	Capias	CA	37	▲	+68.2%	+15
	Motion - Protective Order	MP	12	▲	+50.0%	+4
	Violation of Protective Order	PV	6	▼	-50.0%	-6
	Non-Family Abuse Protective Order	AP	4	▲	+300.0%	+3
	Total		641	▲	13.5%	+76
Juvenile	Custody Visitation	CV	303	▼	-12.7%	-44
	Misdemeanor	DM	47	▲	+17.5%	+7
	Terminate Parental Rights	TP	13	▲	+85.7%	+6
	Truancy	TR	11	▼	-15.4%	-2
	Paternity	PT	10	▲	+100.0%	+5
	Traffic	T	10	▼	-33.3%	-5
	Permanency Planning	PH	9	▼	-30.8%	-4
	Abuse and Neglect	AN	7	▼	-22.2%	-2
	Felony	DF	7	▲	+16.7%	+1
	Initial Foster Care	IF	7	▼	-12.5%	-1
	Show Cause	SC	6	▲	-	+6
	Child In Need of Services	CS	5	▲	+150.0%	+3
	Non-Family Abuse Protective Order	AP	5	▲	+25.0%	+1
	Other	OT	5	▲	-	+5
	Foster Care Review	FC	4	▼	-33.3%	-2
	Voluntary Continuing Services and Support Agreem	VA	4	▼	-20.0%	-1
	Child at Risk	RI	3	▼	-78.6%	-11
	Motion - Protective Order	MP	3	▼	-75.0%	-9
	Emergency Custody Order	EC	2	↔		-
	Capias	CA	1	↔		-
	Temporary Detention Order	TD	1	▼	-66.7%	-2
	Civil Violation	CI	0	▼	-100.0%	-1
	Relief of Custody	CR	0	▼	-100.0%	-1
	Status	ST	0	▼	-100.0%	-1
	Total		463	▼	-10.1%	-52
	GRAND TOTAL		1,104	▲	2.2%	+24

Filings by Major Case Category**

Category	Summary	Change	% Change	Absolute Change
Adult Criminal	274	▲	+17.6%	+41
Child Dependency	47	▼	-25.4%	-16
Child in Need of Services/Supervision	16	▲	+6.7%	+1
Custody and Visitation	313	▲	-11.1%	-39
Delinquency	61	▲	+29.8%	+14
Juvenile Miscellaneous	0	▼	-100.0%	-1
New to Workload Study	0	▼	-100.0%	-1

Other	98	▲	-10.9%	-12
Protective Orders	78	▲	-2.5%	-2
Support	207	▲	+27.0%	+44
Traffic	10	▼	-33.3%	-5
GRAND TOTAL	1,104	▲	2.2%	+24

2025 Overall GRAND TOTAL		Distribution of Caseload			Change*		Percentage (%) of Caseload		
<div>2025 <div></div></div> <div>2024 <div></div></div> <div>467</div> <div>+21 4.7%</div> <div>↑</div>	Adult		207	44%	0.5%	▲	+1	Adult	2024 46.2%
	Juvenile		260	56%	8.3%	▲	+20	Juvenile	2025 55.7%
	GRAND TOTAL		467	100%	4.7%	▲	+21	GRAND TOTAL	100%

Filings by Division & Code

Division	Case Type Description	Code	Summary	Change	% Change	Absolute Change
Adult	Civil Support	VS	47	▲	+27.0%	+10
	Misdemeanor	CM	43	▼	-28.3%	-17
	Show Cause	SC	43	▲	+65.4%	+17
	Other	OT	33	▼	-29.8%	-14
	Felony	CF	11	↔		-
	Family Abuse - Protective Order	FP	8	▼	-55.6%	-10
	Capias	CA	6	▲	-	+6
	Motion - Protective Order	MP	5	▲	+66.7%	+2
	Remand Support	RS	5	▲	+150.0%	+3
	Violation of Protective Order	PV	4	▲	+300.0%	+3
	Non-Family Abuse Protective Order	AP	1	▲	-	+1
	Restricted License for Non-Support	SL	1	↔		-
	Total		207	▲	0.5%	+1
Juvenile	Custody Visitation	CV	95	▼	-39.9%	-63
	Misdemeanor	DM	55	▲	+266.7%	+40
	Felony	DF	53	▲	+1,666.7%	+50
	Status	ST	15	▲	+1,400.0%	+14
	Traffic	T	11	▲	+83.3%	+5
	Abuse and Neglect	AN	7	▼	-50.0%	-7
	Motion - Protective Order	MP	4	▲	+300.0%	+3
	Paternity	PT	4	▲	+33.3%	+1
	Permanency Planning	PH	4	▲	+100.0%	+2
	Civil Violation	CI	3	▲	+50.0%	+1
	Remand Custody	RC	3	▼	-40.0%	-2
	Remand Visitation	RV	3	▲	+200.0%	+2
	Truancy	TR	2	▼	-50.0%	-2
	Foster Care Review	FC	1	▼	-80.0%	-4
	Emergency Custody Order	EC	0	▼	-100.0%	-3
	Entrustment	ET	0	▼	-100.0%	-1
	Initial Foster Care	IF	0	▼	-100.0%	-3
	Non-Family Abuse Protective Order	AP	0	▼	-100.0%	-1
	Relief of Custody	CR	0	▼	-100.0%	-2
	Temporary Detention Order	TD	0	▼	-100.0%	-7
	Terminate Parental Rights	TP	0	▼	-100.0%	-2
	Voluntary Continuing Services and Support Agreem	VA	0	▼	-100.0%	-1
	Total		260	▲	8.3%	+20
GRAND TOTAL			467	▲	4.7%	+21

Filings by Major Case Category**

Category	Summary	Change	% Change	Absolute Change
Adult Criminal	79	▲	-14.1%	-13
Child Dependency	12	▼	-60.0%	-18
Child in Need of Services/Supervision	2	▼	-50.0%	-2
Custody and Visitation	99	▼	-38.5%	-62
Delinquency	108	▲	+500.0%	+90
Juvenile Miscellaneous	15	▲	+1,400.0%	+14
New to Workload Study	3	▲	+50.0%	+1

Other	44	▲	-32.3%	-21
Protective Orders	18	▲	-21.7%	-5
Support	76	▲	+72.7%	+32
Traffic	11	▲	+83.3%	+5
GRAND TOTAL	467	▲	4.7%	+21

2025 Overall GRAND TOTAL		Distribution of Caseload			Change*		Percentage (%) of Caseload			
<div>2025 <div></div></div> <div>2024 <div></div></div>	<div>950</div> <div>-84</div> <div>-8.1%</div> <div></div>	Adult	498	52%	0.6%	▲	+3	Adult	2024	2025
		Juvenile	452	48%	-16.1%	▼	-87	Juvenile	47.9%	52.4%
		GRAND TOTAL	950	100%	-8.1%	▼	-84	GRAND TOTAL	100%	100%

Filings by Division & Code

Division	Case Type Description	Code	Summary	Change	% Change	Absolute Change
Adult	Misdemeanor	CM	121	▲	+12.0%	+13
	Other	OT	100	▼	-13.8%	-16
	Civil Support	VS	80	▼	-14.9%	-14
	Show Cause	SC	78	▲	+4.0%	+3
	Felony	CF	49	▲	+28.9%	+11
	Family Abuse - Protective Order	FP	46	▲	+21.1%	+8
	Motion - Protective Order	MP	9	▲	+200.0%	+6
	Capias	CA	5	▼	-50.0%	-5
	Non-Family Abuse Protective Order	AP	5	▲	+150.0%	+3
	Violation of Protective Order	PV	3	▼	-62.5%	-5
	Remand Support	RS	2	▼	-33.3%	-1
	Total		498	▲	0.6%	+3
Juvenile	Custody Visitation	CV	275	▼	-12.4%	-39
	Misdemeanor	DM	47	▲	+14.6%	+6
	Abuse and Neglect	AN	28	▼	-3.4%	-1
	Traffic	T	20	▲	+5.3%	+1
	Foster Care Review	FC	12	▼	-40.0%	-8
	Temporary Detention Order	TD	10	▲	+233.3%	+7
	Initial Foster Care	IF	9	▲	+50.0%	+3
	Permanency Planning	PH	8	▼	-38.5%	-5
	Status	ST	8	▼	-75.0%	-24
	Truancy	TR	7	▲	+75.0%	+3
	Paternity	PT	6	▲	+20.0%	+1
	Show Cause	SC	6	▲	+500.0%	+5
	Emergency Custody Order	EC	4	▲	+100.0%	+2
	Non-Family Abuse Protective Order	AP	4	▲	+100.0%	+2
	Remand Custody	RC	4	▼	-42.9%	-3
	Motion - Protective Order	MP	2	▼	-50.0%	-2
	Other	OT	1	▲	-	+1
	Voluntary Continuing Services and Support Agreem	VA	1	↔	-	-
	Child In Need of Services	CS	0	▼	-100.0%	-4
	Felony	DF	0	▼	-100.0%	-23
	Relief of Custody	CR	0	▼	-100.0%	-1
	Restoration of Parental Rights	RR	0	▼	-100.0%	-1
	Terminate Parental Rights	TP	0	▼	-100.0%	-7
	Total		452	▼	-16.1%	-87
GRAND TOTAL			950	▼	-8.1%	-84

Filings by Major Case Category**

Category	Summary	Change	% Change	Absolute Change
Adult Criminal	215	▼	+1.4%	+3
Child Dependency	58	▼	-24.7%	-19
Child in Need of Services/Supervision	7	▼	-22.2%	-2
Custody and Visitation	281	▲	-11.9%	-38
Delinquency	53	▲	-17.2%	-11
Juvenile Miscellaneous	8	▼	-75.0%	-24
Other	121	▲	-8.3%	-11

Protective Orders	66	▲	+34.7%	+17
Support	121	▲		0
Traffic	20	▲	+5.3%	+1
<i>GRAND TOTAL</i>	950	▼	-8.1%	-84

2025 Overall GRAND TOTAL		Distribution of Caseload			Change*		Percentage (%) of Caseload		
<div>2025 <div></div></div> <div>2024 <div></div></div> <div>853</div> <div>+28 3.4%</div> <div>↑</div>	Adult	491	58%	23.4%	▲	+93	Adult	2024	2025
	Juvenile	362	42%	-15.2%	▼	-65	Juvenile	48.2%	57.6%
	GRAND TOTAL	853	100%	3.4%	▲	+28	GRAND TOTAL	100%	100%

Filings by Division & Code

Division	Case Type Description	Code	Summary	Change	% Change	Absolute Change
Adult	Misdemeanor	CM	142	▲	+1.4%	+2
	Felony	CF	66	▲	+288.2%	+49
	Other	OT	66	↔		-
	Show Cause	SC	61	▲	+7.0%	+4
	Civil Support	VS	53	▲	+20.5%	+9
	Capias	CA	50	▲	+92.3%	+24
	Family Abuse - Protective Order	FP	35	▲	+25.0%	+7
	Violation of Protective Order	PV	9	▲	+125.0%	+5
	Motion - Protective Order	MP	4	▲	+100.0%	+2
	Remand Support	RS	3	▼	-76.9%	-10
	Non-Family Abuse Protective Order	AP	2	▲	-	+2
	Protective Order	PC	0	▼	-100.0%	-1
	Total		491	▲	23.4%	+93
Juvenile	Custody Visitation	CV	129	▼	-26.7%	-47
	Status	ST	53	▲	+15.2%	+7
	Misdemeanor	DM	47	▲	+56.7%	+17
	Traffic	T	34	▲	+88.9%	+16
	Foster Care Review	FC	17	▼	-26.1%	-6
	Abuse and Neglect	AN	15	▲	+150.0%	+9
	Permanency Planning	PH	12	▼	-33.3%	-6
	Felony	DF	11	▼	-56.0%	-14
	Initial Foster Care	IF	10	↔		-
	Paternity	PT	10	▲	+25.0%	+2
	Remand Custody	RC	4	▼	-84.0%	-21
	Remand Visitation	RV	4	▼	-84.0%	-21
	Terminate Parental Rights	TP	4	▲	+100.0%	+2
	Mental Commitment	MC	2	▲	-	+2
	Non-Family Abuse Protective Order	AP	2	▲	-	+2
	Show Cause	SC	2	▲	-	+2
	Truancy	TR	2	▼	-60.0%	-3
	Capias	CA	1	↔		-
	Other	OT	1	▲	-	+1
	Temporary Detention Order	TD	1	▲	-	+1
	Voluntary Continuing Services and Support Agreen	VA	1	▼	-80.0%	-4
	Child In Need of Services	CS	0	▼	-100.0%	-1
	Civil Violation	CI	0	▼	-100.0%	-2
	Entrustment	ET	0	▼	-100.0%	-1
	Total		362	▼	-15.2%	-65
GRAND TOTAL			853	▲	3.4%	+28

Filings by Major Case Category**

Category	Summary	Change	% Change	Absolute Change
Adult Criminal	299	▲	+39.1%	+84
Child Dependency	59	▲	-9.2%	-6
Child in Need of Services/Supervision	2	▼	-66.7%	-4
Custody and Visitation	139	▼	-24.5%	-45
Delinquency	61	▲	+8.9%	+5

Juvenile Miscellaneous	53	▲	+15.2%	+7
New to Workload Study	0	▼	-100.0%	-2
Other	81	▲	-37.2%	-48
Protective Orders	43	▲	+43.3%	+13
Support	82	▲	+10.8%	+8
Traffic	34	▲	+88.9%	+16
GRAND TOTAL	853	▲	3.4%	+28

2025 Overall GRAND TOTAL		Distribution of Caseload			Change*		Percentage (%) of Caseload			
<div>2025 <div></div></div> <div>2024 <div></div></div>	<div>1,338</div> <div>-93 -6.5%</div> <div>↓</div>	Adult	716	54%	-3.9%	▼	-29	Adult	2024 52.1%	2025 53.5%
		Juvenile	622	46%	-9.3%	▼	-64	Juvenile	47.9%	46.5%
		GRAND TOTAL	1,338	100%	-6.5%	▼	-93	GRAND TOTAL	100%	100%

Filings by Division & Code

Division	Case Type Description	Code	Summary	Change	% Change	Absolute Change
Adult	Show Cause	SC	233	▲	-7.5%	-19
	Misdemeanor	CM	113	▼	-24.7%	-37
	Other	OT	105	▼	-7.9%	-9
	Civil Support	VS	100	▲	+7.5%	+7
	Capias	CA	59	▼	-3.3%	-2
	Felony	CF	43	▲	+59.3%	+16
	Family Abuse - Protective Order	FP	34	▲	+13.3%	+4
	Violation of Protective Order	PV	14	▲	+366.7%	+11
	Remand Support	RS	6	▼	-25.0%	-2
	Motion - Protective Order	MP	5	▼	-16.7%	-1
	Non-Family Abuse Protective Order	AP	3	▲	+200.0%	+2
	Restricted License for Non-Support	SL	1	▲	-	+1
	Total		716	▼	-3.9%	-29
Juvenile	Custody Visitation	CV	356	▲	+8.2%	+27
	Status	ST	79	▼	-2.5%	-2
	Misdemeanor	DM	36	▼	-60.9%	-56
	Foster Care Review	FC	23	▲	+21.1%	+4
	Abuse and Neglect	AN	21	▲	+425.0%	+17
	Motion - Protective Order	MP	17	▼	-19.0%	-4
	Traffic	T	16	▼	-27.3%	-6
	Paternity	PT	14	▼	-26.3%	-5
	Remand Custody	RC	11	▼	-15.4%	-2
	Remand Visitation	RV	11	▼	-15.4%	-2
	Permanency Planning	PH	9	▼	-66.7%	-18
	Initial Foster Care	IF	7	▲	-	+7
	Emergency Custody Order	EC	5	▲	+150.0%	+3
	Felony	DF	4	▼	-84.0%	-21
	Show Cause	SC	4	↔	-	-
	Temporary Detention Order	TD	3	▼	-50.0%	-3
	Relief of Custody	CR	2	▲	+100.0%	+1
	Truancy	TR	2	▼	-50.0%	-2
	Terminate Parental Rights	TP	1	↔	-	-
	Voluntary Continuing Services and Support Agreem	VA	1	▲	-	+1
	Child In Need of Services	CS	0	▼	-100.0%	-1
	Non-Family Abuse Protective Order	AP	0	▼	-100.0%	-2
	Total		622	▼	-9.3%	-64
GRAND TOTAL			1,338	▼	-6.5%	-93

Filings by Major Case Category**

Category	Summary	Change	% Change	Absolute Change
Adult Criminal	408	▲	-8.9%	-40
Child Dependency	64	▲	+23.1%	+12
Child in Need of Services/Supervision	2	▼	-60.0%	-3
Custody and Visitation	370	▼	+6.3%	+22
Delinquency	44	▼	-63.6%	-77
Juvenile Miscellaneous	79	▼	-2.5%	-2
Other	141	▲	-9.6%	-15

Protective Orders	59	▲	-1.7%	-1
Support	155	▲	+12.3%	+17
Traffic	16	▼	-27.3%	-6
<i>GRAND TOTAL</i>	1,338	▼	-6.5%	-93

2025 Overall GRAND TOTAL		Distribution of Caseload			Change*		Percentage (%) of Caseload		
<div>2025 <div></div></div> <div>2024 <div></div></div>	<div>1,397</div> <div>-20 -1.4%</div> <div>↓</div>	Adult	712	51%	3.3%	▲	+23	2024	2025
		Juvenile	685	49%	-5.9%	▼	-43	48.6%	51.0%
		GRAND TOTAL	1,397	100%	-1.4%	▼	-20	100%	100%

Filings by Division & Code

Division	Case Type Description	Code	Summary	Change	% Change	Absolute Change
Adult	Misdemeanor	CM	166	▼	-7.3%	-13
	Other	OT	133	▲	+15.7%	+18
	Show Cause	SC	107	▲	+57.4%	+39
	Civil Support	VS	92	▲	+31.4%	+22
	Felony	CF	91	▼	-28.3%	-36
	Family Abuse - Protective Order	FP	58	▲	+23.4%	+11
	Capias	CA	35	▼	+9.4%	+3
	Motion - Protective Order	MP	15	▲	+25.0%	+3
	Violation of Protective Order	PV	9	▼	-59.1%	-13
	Remand Support	RS	3	▼	-70.0%	-7
	Protective Order	PC	2	↔		-
	Violation Family Abuse Protective Order	PS	1	▲	-	+1
	Bond Forfeiture	BF	0	▼	-100.0%	-3
	Restricted License for Non-Support	SL	0	▼	-100.0%	-2
Total			712	▲	3.3%	+23
Juvenile	Custody Visitation	CV	372	▼	-2.9%	-11
	Permanency Planning	PH	44	▼	-13.7%	-7
	Misdemeanor	DM	39	▲	+69.6%	+16
	Foster Care Review	FC	35	▲	+12.9%	+4
	Status	ST	34	▲	-5.6%	-2
	Traffic	T	30	▲	+30.4%	+7
	Remand Custody	RC	24	▼	-20.0%	-6
	Remand Visitation	RV	24	▼	-25.0%	-8
	Abuse and Neglect	AN	23	▲	+53.3%	+8
	Felony	DF	13	▼	-35.0%	-7
	Terminate Parental Rights	TP	9	▼	-43.8%	-7
	Initial Foster Care	IF	8	▼	-50.0%	-8
	Paternity	PT	7	▼	-41.7%	-5
	Other	OT	4	▲	+33.3%	+1
	Non-Family Abuse Protective Order	AP	3	▼	-40.0%	-2
	Relief of Custody	CR	3	▲	+200.0%	+2
	Family Abuse - Protective Order	FP	2	▲	-	+2
	Motion - Protective Order	MP	2	▼	-60.0%	-3
	Temporary Detention Order	TD	2	▼	-66.7%	-4
	Truancy	TR	2	▼	-77.8%	-7
	Child In Need of Services	CS	1	↔		-
	Civil Violation	CI	1	▼	-50.0%	-1
	Emergency Custody Order	EC	1	▼	-66.7%	-2
	Entrustment	ET	1	▲	-	+1
	Voluntary Continuing Services and Support Agreen	VA	1	▼	-80.0%	-4
Total			685	▼	-5.9%	-43
GRAND TOTAL			1,397	▼	-1.4%	-20

Filings by Major Case Category**

Category	Summary	Change	% Change	Absolute Change
Adult Criminal	354	▲	-15.7%	-66
Child Dependency	124	▲	-8.1%	-11

Child in Need of Services/Supervision	3	▼	-70.0%	-7
Custody and Visitation	379	▼	-4.1%	-16
Delinquency	52	▲	+20.9%	+9
Juvenile Miscellaneous	34	▲	-5.6%	-2
New to Workload Study	1	▼	-50.0%	-1
Other	191	▼	-4.0%	-8
Protective Orders	80	▲	+15.9%	+11
Support	149	▲	+75.3%	+64
Traffic	30	▲	+30.4%	+7
GRAND TOTAL	1,397	▼	-1.4%	-20

2025 Overall GRAND TOTAL		Distribution of Caseload			Change*		Percentage (%) of Caseload		
<div><div></div><div>2025</div><div></div><div>2024</div></div> <div><div>488</div><div>-268</div><div>-35.4%</div></div> <div><div></div><div></div><div></div></div>	<div>Adult</div> <div>Juvenile</div> <div>GRAND TOTAL</div>	236	48%	-32.0%	▼	-111	<div>2024</div> <div>45.9%</div>	<div>2025</div> <div>48.4%</div>	
							<div>Adult</div> <div>Juvenile</div> <div>GRAND TOTAL</div>	100%	100%

Filings by Division & Code

Division	Case Type Description	Code	Summary	Change	% Change	Absolute Change
Adult	Other	OT	56	▼	-47.2%	-50
	Misdemeanor	CM	54	▲	+31.7%	+13
	Show Cause	SC	45	▼	-55.0%	-55
	Civil Support	VS	21	▼	-41.7%	-15
	Family Abuse - Protective Order	FP	18	▲	+20.0%	+3
	Felony	CF	17	▲	+21.4%	+3
	Capias	CA	15	▼	-46.4%	-13
	Non-Family Abuse Protective Order	AP	3	▲	+200.0%	+2
	Remand Support	RS	3	▲	+50.0%	+1
	Motion - Protective Order	MP	2	↔		-
	Restricted License for Non-Support	SL	1	▼	-50.0%	-1
	Violation of Protective Order	PV	1	▲	-	+1
	Total		236	▼	-32.0%	-111
Juvenile	Custody Visitation	CV	136	▼	-32.7%	-66
	Foster Care Review	FC	19	▲	+58.3%	+7
	Truancy	TR	15	▼	-34.8%	-8
	Permanency Planning	PH	14	▼	-58.8%	-20
	Child at Risk	RI	12	▼	-52.0%	-13
	Motion - Protective Order	MP	11	▲	+450.0%	+9
	Abuse and Neglect	AN	4	▼	-73.3%	-11
	Remand Custody	RC	4	▲	+300.0%	+3
	Remand Visitation	RV	4	▲	+300.0%	+3
	Traffic	T	4	▼	-50.0%	-4
	Voluntary Continuing Services and Support Agreem	VA	4	▲	+33.3%	+1
	Misdemeanor	DM	3	▼	-66.7%	-6
	Status	ST	3	▲		-
	Terminate Parental Rights	TP	3	▼	-90.3%	-28
	Child In Need of Services	CS	2	▼	-50.0%	-2
	Emergency Custody Order	EC	2	▲	-	+2
	Initial Foster Care	IF	2	▼	-86.7%	-13
	Non-Family Abuse Protective Order	AP	2	▲	+100.0%	+1
	Paternity	PT	2	↔		-
	Emancipation	EP	1	↔		-
	Felony	DF	1	▼	-50.0%	-1
	Other	OT	1	▲	-	+1
	Relief of Custody	CR	1	▼	-50.0%	-1
	Show Cause	SC	1	▲	-	+1
	Temporary Detention Order	TD	1	▲	-	+1
	Capias	CA	0	▼	-100.0%	-1
	Civil Violation	CI	0	▼	-100.0%	-2
	Entrustment	ET	0	▼	-100.0%	-10
	Total		252	▼	-38.4%	-157
GRAND TOTAL			488	▼	-35.4%	-268

Filings by Major Case Category**

Category	Summary	Change	% Change	Absolute Change
Adult Criminal	114	▲	-32.9%	-56
Child Dependency	59	▼	-59.9%	-88
Child in Need of Services/Supervision	17	▼	-37.0%	-10
Custody and Visitation	138	▼	-32.4%	-66
Delinquency	5	▲	-58.3%	-7
Juvenile Miscellaneous	4	▲		0
New to Workload Study	0	▼	-100.0%	-2
Other	71	▲	-35.5%	-39
Protective Orders	36	▲	+71.4%	+15
Support	40	▼	-21.6%	-11
Traffic	4	▼	-50.0%	-4
GRAND TOTAL	488	▼	-35.4%	-268

2025 Overall GRAND TOTAL		Distribution of Caseload			Change*		Percentage (%) of Caseload			
<div>2025 <div></div></div> <div>2024 <div></div></div>	<div>426</div> <div>-9</div> <div>-2.1%</div> <div></div>	Adult	180	42%	1.1%	▲	+2	Adult	2024 40.9%	2025 42.3%
		Juvenile	246	58%	-4.3%	▼	-11	Juvenile	59.1%	57.7%
		GRAND TOTAL	426	100%	-2.1%	▼	-9	GRAND TOTAL	100%	100%

Filings by Division & Code

Division	Case Type Description	Code	Summary	Change	% Change	Absolute Change
Adult	Misdemeanor	CM	39	▲	+30.0%	+9
	Show Cause	SC	34	▼	-15.0%	-6
	Civil Support	VS	33	▼	-2.9%	-1
	Other	OT	33	▲	-10.8%	-4
	Family Abuse - Protective Order	FP	17	▲	+54.5%	+6
	Capias	CA	9	▼	-50.0%	-9
	Felony	CF	9	▲	+200.0%	+6
	Motion - Protective Order	MP	4	▲	+33.3%	+1
	Non-Family Abuse Protective Order	AP	1	↔		-
	Remand Support	RS	1	↔		-
Total			180	▲	1.1%	+2
Juvenile	Custody Visitation	CV	150	▼	-10.7%	-18
	Misdemeanor	DM	28	▲	+16.7%	+4
	Child at Risk	RI	12	▲	+500.0%	+10
	Abuse and Neglect	AN	11	▲	+450.0%	+9
	Truancy	TR	10	▼	-9.1%	-1
	Permanency Planning	PH	8	▼	-33.3%	-4
	Initial Foster Care	IF	6	▲	+100.0%	+3
	Child In Need of Services	CS	5	▲	+150.0%	+3
	Non-Family Abuse Protective Order	AP	3	▲	-	+3
	Status	ST	3	▼	-40.0%	-2
	Felony	DF	2	▼	-71.4%	-5
	Foster Care Review	FC	2	↔		-
	Temporary Detention Order	TD	2	▲	-	+2
	Traffic	T	2	▼	-33.3%	-1
	Motion - Protective Order	MP	1	↔		-
	Relief of Custody	CR	1	↔		-
	Entrustment	ET	0	▼	-100.0%	-4
	Other	OT	0	▼	-100.0%	-1
	Paternity	PT	0	▼	-100.0%	-2
	Show Cause	SC	0	▼	-100.0%	-1
	Terminate Parental Rights	TP	0	▼	-100.0%	-4
	Voluntary Continuing Services and Support Agreem	VA	0	▼	-100.0%	-2
Total			246	▼	-4.3%	-11
GRAND TOTAL			426	▼	-2.1%	-9

Filings by Major Case Category**

Category	Summary	Change	% Change	Absolute Change
Adult Criminal	76	▲	+7.0%	+5
Child Dependency	40	▲	+25.0%	+8
Child in Need of Services/Supervision	15	▲	+15.4%	+2
Custody and Visitation	150	▼	-11.8%	-20
Delinquency	30	▼	-6.3%	-2
Juvenile Miscellaneous	3	▼	-40.0%	-2
Other	36	▲	-7.7%	-3
Protective Orders	26	▲	+62.5%	+10

Support	48	▼	-11.1%	-6
Traffic	2	▼	-33.3%	-1
<i>GRAND TOTAL</i>	426	▼	-2.1%	-9

2025 Overall GRAND TOTAL		Distribution of Caseload			Change*		Percentage (%) of Caseload			
<div>2025 <div></div></div> <div>2024 <div></div></div>	<div>852</div> <div>-181</div> <div>-17.5%</div> <div></div>	Adult	457	54%	-18.7%	▼	-105	Adult	54.4%	53.6%
		Juvenile	395	46%	-16.1%	▼	-76	Juvenile	45.6%	46.4%
		GRAND TOTAL	852	100%	-17.5%	▼	-181	GRAND TOTAL	100%	100%
							2024	2025		
							54.4%	53.6%		
							45.6%	46.4%		
							100%	100%		

Filings by Division & Code

Division	Case Type Description	Code	Summary	Change	% Change	Absolute Change
Adult	Show Cause	SC	147	▲	-10.9%	-18
	Other	OT	66	▼	-29.0%	-27
	Misdemeanor	CM	58	▼	-55.0%	-71
	Felony	CF	56	▲	+60.0%	+21
	Civil Support	VS	47	▼	-2.1%	-1
	Capias	CA	32	▲	+10.3%	+3
	Family Abuse - Protective Order	FP	24	▼	-20.0%	-6
	Motion - Protective Order	MP	11	▲	+37.5%	+3
	Remand Support	RS	10	▼	-9.1%	-1
	Violation of Protective Order	PV	3	▼	-40.0%	-2
	Bond Forfeiture	BF	1	▼	-87.5%	-7
	Non-Family Abuse Protective Order	AP	1	↔	-	-
	Restricted License for Non-Support	SL	1	▲	-	+1
Total			457	▼	-18.7%	-105
Juvenile	Custody Visitation	CV	179	▼	-10.1%	-20
	Permanency Planning	PH	38	▲	+18.8%	+6
	Foster Care Review	FC	27	▲	+50.0%	+9
	Abuse and Neglect	AN	23	▲	+9.5%	+2
	Initial Foster Care	IF	22	▲	+120.0%	+12
	Remand Custody	RC	19	▲	+46.2%	+6
	Remand Visitation	RV	16	▲	+23.1%	+3
	Misdemeanor	DM	13	▼	-75.0%	-39
	Truancy	TR	10	▼	-16.7%	-2
	Entrustment	ET	7	▼	-66.7%	-14
	Felony	DF	7	▲	+75.0%	+3
	Traffic	T	7	▼	-61.1%	-11
	Motion - Protective Order	MP	5	▼	-50.0%	-5
	Status	ST	5	▲	-	+5
	Paternity	PT	4	▲	+100.0%	+2
	Terminate Parental Rights	TP	4	▼	-84.6%	-22
	Show Cause	SC	3	▲	+200.0%	+2
	Relief of Custody	CR	2	▼	-66.7%	-4
	Voluntary Continuing Services and Support Agreem	VA	2	▲	+100.0%	+1
	Child In Need of Services	CS	1	▼	-66.7%	-2
	Temporary Detention Order	TD	1	▼	-50.0%	-1
	Capias	CA	0	▼	-100.0%	-1
	Emergency Custody Order	EC	0	▼	-100.0%	-2
	Mental Commitment	MC	0	▼	-100.0%	-1
	Non-Family Abuse Protective Order	AP	0	▼	-100.0%	-1
	Other	OT	0	▼	-100.0%	-2
Total			395	▼	-16.1%	-76
GRAND TOTAL			852	▼	-17.5%	-181

Filings by Major Case Category**

Category	Summary	Change	% Change	Absolute Change
Adult Criminal	227	▼	-28.8%	-92
Child Dependency	125	▲	-7.4%	-10

Child in Need of Services/Supervision	11	▼	-26.7%	-4
Custody and Visitation	183	▲	-9.0%	-18
Delinquency	23	▲	-60.3%	-35
Juvenile Miscellaneous	5	▲	-	+5
Other	112	▼	-18.2%	-25
Protective Orders	41	▼	-18.0%	-9
Support	118	▲	+18.0%	+18
Traffic	7	▼	-61.1%	-11
GRAND TOTAL	852	▼	-17.5%	-181

2025 Overall GRAND TOTAL		Distribution of Caseload			Change*		Percentage (%) of Caseload		
<div><div></div><div></div></div> <div>2025</div> <div>2024</div>	<div>1,190</div> <div>-116</div> <div>-8.9%</div> <div></div>	Adult	641	54%	-11.2%	▼	-81	2024	2025
		Juvenile	549	46%	-6.0%	▼	-35	55.3%	53.9%
		GRAND TOTAL	1,190	100%	-8.9%	▼	-116	44.7%	46.1%
								GRAND TOTAL	100%

Filings by Division & Code

Division	Case Type Description	Code	Summary	Change	% Change	Absolute Change
Adult	Show Cause	SC	172	▲	+55.0%	+61
	Other	OT	137	▼	-11.0%	-17
	Misdemeanor	CM	126	▼	-36.7%	-73
	Civil Support	VS	79	▼	-4.8%	-4
	Felony	CF	50	▼	-27.5%	-19
	Family Abuse - Protective Order	FP	36	▼	-28.0%	-14
	Capias	CA	27	▼	-32.5%	-13
	Motion - Protective Order	MP	6	↔		-
	Non-Family Abuse Protective Order	AP	5	↔		-
	Remand Support	RS	3	▼	-25.0%	-1
	Restricted License for Non-Support	SL	0	▼	-100.0%	-1
	Total		641	▼	-11.2%	-81
Juvenile	Custody Visitation	CV	299	▼	-12.8%	-44
	Abuse and Neglect	AN	35	▲	+66.7%	+14
	Motion - Protective Order	MP	31	▼	-3.1%	-1
	Misdemeanor	DM	27	▲	+3.8%	+1
	Traffic	T	27	▲	+3.8%	+1
	Other	OT	20	▲	+566.7%	+17
	Remand Custody	RC	17	▼	-15.0%	-3
	Truancy	TR	17	▲	+70.0%	+7
	Felony	DF	13	▲	+44.4%	+4
	Initial Foster Care	IF	11	▼	-8.3%	-1
	Foster Care Review	FC	10	▼	-44.4%	-8
	Entrustment	ET	8	▲	-	+8
	Permanency Planning	PH	8	▼	-52.9%	-9
	Non-Family Abuse Protective Order	AP	4	▲	+100.0%	+2
	Paternity	PT	4	▼	-20.0%	-1
	Show Cause	SC	4	▼	-42.9%	-3
	Relief of Custody	CR	3	↔		-
	Terminate Parental Rights	TP	3	↔		-
	Voluntary Continuing Services and Support Agree	VA	3	▲	+200.0%	+2
	Emergency Custody Order	EC	2	▲	+100.0%	+1
	Child In Need of Services	CS	1	▼	-75.0%	-3
	Protective Order	PC	1	▲	-	+1
	Temporary Detention Order	TD	1	▼	-66.7%	-2
	Child at Risk	RI	0	▼	-100.0%	-2
	Status	ST	0	▼	-100.0%	-16
	Total		549	▼	-6.0%	-35
GRAND TOTAL			1,190	▼	-8.9%	-116

Filings by Major Case Category**

Category	Summary	Change	% Change	Absolute Change
Adult Criminal	302	▼	-19.5%	-73
Child Dependency	81	▲	+5.2%	+4
Child in Need of Services/Supervision	18	▼	+28.6%	+4
Custody and Visitation	303	▼	-12.9%	-45
Delinquency	45	▲	+7.1%	+3

Juvenile Miscellaneous	0	▼	-100.0%	-16
Other	180	▲	-2.7%	-5
Protective Orders	82	▲	-13.7%	-13
Support	152	▼	+18.8%	+24
Traffic	27	▲	+3.8%	+1
GRAND TOTAL				
	1,190	▼	-8.9%	-116

2025 Overall GRAND TOTAL		Distribution of Caseload			Change*		Percentage (%) of Caseload			
<div>2025 <div></div></div> <div>2024 <div></div></div>	<div>801</div> <div>+123</div> <div>18.1%</div> <div>↑</div>	Adult	398	50%	27.6%	▲	+86	Adult	202446.0%	202549.7%
		Juvenile	403	50%	10.1%	▲	+37	Juvenile	54.0%	50.3%
		GRAND TOTAL	801	100%	18.1%	▲	+123	GRAND TOTAL	100%	100%

Filings by Division & Code

Division	Case Type Description	Code	Summary	Change	% Change	Absolute Change
Adult	Show Cause	SC	102	▲	+64.5%	+40
	Other	OT	97	▲	+24.4%	+19
	Misdemeanor	CM	58	▲	+18.4%	+9
	Civil Support	VS	40	▲	+14.3%	+5
	Family Abuse - Protective Order	FP	31	▲	+34.8%	+8
	Capias	CA	28	▼	-6.7%	-2
	Felony	CF	28	▲	+86.7%	+13
	Motion - Protective Order	MP	8	▲	+300.0%	+6
	Non-Family Abuse Protective Order	AP	5	▲	+150.0%	+3
	Remand Support	RS	1	▼	-93.3%	-14
	Restricted License for Non-Support	SL	0	▼	-100.0%	-1
	Total		398	▲	27.6%	+86
Juvenile	Custody Visitation	CV	227	▲	+81.6%	+102
	Permanency Planning	PH	32	▲	+33.3%	+8
	Terminate Parental Rights	TP	30	▲	+130.8%	+17
	Truancy	TR	30	▲	+114.3%	+16
	Misdemeanor	DM	18	▼	-35.7%	-10
	Foster Care Review	FC	15	▼	-42.3%	-11
	Abuse and Neglect	AN	12	▼	-69.2%	-27
	Initial Foster Care	IF	8	▼	-61.9%	-13
	Remand Custody	RC	5	▼	-73.7%	-14
	Show Cause	SC	5	▲	+150.0%	+3
	Child In Need of Services	CS	4	▲	+300.0%	+3
	Entrustment	ET	4	↔		-
	Remand Visitation	RV	3	▲	-	+3
	Traffic	T	3	▼	-90.6%	-29
	Felony	DF	2	▲	+100.0%	+1
	Capias	CA	1	▲	-	+1
	Emergency Custody Order	EC	1	▲	-	+1
	Juvenile Support	JS	1	▲	-	+1
	Other	OT	1	↔		-
	Paternity	PT	1	▼	-80.0%	-4
	Emancipation	EP	0	▼	-100.0%	-1
	Non-Family Abuse Protective Order	AP	0	▼	-100.0%	-4
	Relief of Custody	CR	0	▼	-100.0%	-3
	Status	ST	0	▼	-100.0%	-2
	Voluntary Continuing Services and Support Agreen	VA	0	▼	-100.0%	-1
	Total		403	▲	10.1%	+37
GRAND TOTAL			801	▲	18.1%	+123

Filings by Major Case Category**

Category	Summary	Change	% Change	Absolute Change
Adult Criminal	140	▲	+22.8%	+26
Child Dependency	101	▼	-22.9%	-30
Child in Need of Services/Supervision	37	▲	+146.7%	+22
Custody and Visitation	229	▲	+76.2%	+99
Delinquency	22	▲	-29.0%	-9

Juvenile Miscellaneous	0	▼	-100.0%	-3	
Other	108	▲	-4.4%	-5	
Protective Orders	44	▲	+41.9%	+13	
Support	117	▲	+50.0%	+39	
Traffic	3	▼	-90.6%	-29	
GRAND TOTAL		801	▲	18.1%	+123

2025 Overall GRAND TOTAL		Distribution of Caseload			Change*		Percentage (%) of Caseload			
<div>2025 <div></div></div> <div>2024 <div></div></div> <div>474</div> <div>-96</div> <div>-16.8%</div> <div></div>	Adult		248	52%	19.8%	▲	+41	Adult	2024	2025
	Juvenile		226	48%	-37.7%	▼	-137	Juvenile	36.3%	52.3%
	GRAND TOTAL		474	100%	-16.8%	▼	-96	GRAND TOTAL	100%	100%

Filings by Division & Code

Division	Case Type Description	Code	Summary	Change	% Change	Absolute Change
Adult	Misdemeanor	CM	53	▲	+20.5%	+9
	Other	OT	50	▼	-2.0%	-1
	Show Cause	SC	49	▲	+133.3%	+28
	Family Abuse - Protective Order	FP	24	▲	+84.6%	+11
	Civil Support	VS	23	▼	-30.3%	-10
	Capias	CA	18	▲	+28.6%	+4
	Felony	CF	15	▼	-31.8%	-7
	Motion - Protective Order	MP	8	▲	+100.0%	+4
	Non-Family Abuse Protective Order	AP	7	▲	+600.0%	+6
	Restricted License for Non-Support	SL	1	▲	-	+1
	Remand Support	RS	0	▼	-100.0%	-4
	Total		248	▲	19.8%	+41
Juvenile	Custody Visitation	CV	116	↔		-
	Misdemeanor	DM	28	▼	-75.9%	-88
	Traffic	T	18	▼	-37.9%	-11
	Permanency Planning	PH	13	▼	-13.3%	-2
	Terminate Parental Rights	TP	9	▼	-10.0%	-1
	Truancy	TR	8	▼	-42.9%	-6
	Abuse and Neglect	AN	6	▼	-33.3%	-3
	Felony	DF	6	▲	+50.0%	+2
	Entrustment	ET	4	▲	-	+4
	Non-Family Abuse Protective Order	AP	4	▲	+100.0%	+2
	Foster Care Review	FC	3	▼	-76.9%	-10
	Emergency Custody Order	EC	2	▲	-	+2
	Remand Custody	RC	2	▼	-66.7%	-4
	Remand Visitation	RV	2	▼	-66.7%	-4
	Child In Need of Services	CS	1	▼	-80.0%	-4
	Civil Violation	CI	1	↔		-
	Other	OT	1	▲	-	+1
	Paternity	PT	1	▼	-75.0%	-3
	Voluntary Continuing Services and Support Agree	VA	1	▼	-50.0%	-1
	Capias	CA	0	▼	-100.0%	-2
	Initial Foster Care	IF	0	▼	-100.0%	-8
	Show Cause	SC	0	▼	-100.0%	-1
	Total		226	▼	-37.7%	-137
GRAND TOTAL			474	▼	-16.8%	-96

Filings by Major Case Category**

Category	Summary	Change	% Change	Absolute Change
Adult Criminal	102	▲	+8.5%	+8
Child Dependency	36	▲	-36.8%	-21
Child in Need of Services/Supervision	9	▼	-52.6%	-10
Custody and Visitation	117	▼	-3.3%	-4
Delinquency	34	▼	-72.1%	-88
New to Workload Study	1	↔		0
Other	57	▲	-14.9%	-10

Protective Orders	43	▲	+115.0%	+23
Support	57	▲	+42.5%	+17
Traffic	18	▼	-37.9%	-11
<i>GRAND TOTAL</i>	474	▼	-16.8%	-96

2025 Overall GRAND TOTAL		Distribution of Caseload			Change*		Percentage (%) of Caseload			
<div>2025 <div></div></div> <div>2024 <div></div></div>	<div>1,525</div> <div>-57</div> <div>-3.6%</div> <div></div>	Adult	838	55%	7.9%	▲	+61	Adult	2024 49.1%	2025 55.0%
		Juvenile	687	45%	-14.7%	▼	-118	Juvenile	50.9%	45.0%
		GRAND TOTAL	1,525	100%	-3.6%	▼	-57	GRAND TOTAL	100%	100%

Filings by Division & Code

Division	Case Type Description	Code	Summary	Change	% Change	Absolute Change
Adult	Misdemeanor	CM	238	▲	+36.0%	+63
	Other	OT	189	▲	+8.0%	+14
	Show Cause	SC	154	▲	+63.8%	+60
	Civil Support	VS	87	▼	-15.5%	-16
	Family Abuse - Protective Order	FP	66	▼	-26.7%	-24
	Felony	CF	54	▼	-34.1%	-28
	Capias	CA	30	▼	-6.3%	-2
	Non-Family Abuse Protective Order	AP	9	▼	-10.0%	-1
	Motion - Protective Order	MP	6	▼	-57.1%	-8
	Remand Support	RS	3	▲	+200.0%	+2
	Restricted License for Non-Support	SL	1	↔		-
	Violation of Protective Order	PV	1	▲	-	+1
	Total		838	▲	7.9%	+61
Juvenile	Custody Visitation	CV	445	▼	-11.7%	-59
	Abuse and Neglect	AN	35	▲	+25.0%	+7
	Misdemeanor	DM	31	▼	-44.6%	-25
	Permanency Planning	PH	28	↔		-
	Initial Foster Care	IF	25	▲	+66.7%	+10
	Foster Care Review	FC	24	▼	-14.3%	-4
	Truancy	TR	19	▼	-42.4%	-14
	Child at Risk	RI	14	↔		-
	Entrustment	ET	9	▲	+350.0%	+7
	Felony	DF	9	▼	-43.8%	-7
	Terminate Parental Rights	TP	8	▼	-75.8%	-25
	Traffic	T	8	▼	-38.5%	-5
	Non-Family Abuse Protective Order	AP	7	▼	-22.2%	-2
	Other	OT	7	▲	+600.0%	+6
	Relief of Custody	CR	5	▲	+25.0%	+1
	Status	ST	4	▼	-42.9%	-3
	Show Cause	SC	2	▼	-33.3%	-1
	Special Immigrant Juvenile Status	SI	2	▲	-	+2
	Voluntary Continuing Services and Support Agreement	VA	2	↔		-
	Child In Need of Services	CS	1	▼	-80.0%	-4
	Emancipation	EP	1	▲	-	+1
	Family Abuse - Protective Order	FP	1	▲	-	+1
	Capias	CA	0	▼	-100.0%	-3
	Remand Visitation	RV	0	▼	-100.0%	-1
	Total		687	▼	-14.7%	-118
GRAND TOTAL			1,525	▼	-3.6%	-57

Filings by Major Case Category**

Category	Summary	Change	% Change	Absolute Change
Adult Criminal	374	▲	+6.9%	+24
Child Dependency	150	▲	-2.6%	-4
Child in Need of Services/Supervision	20	▼	-47.4%	-18
Custody and Visitation	445	▼	-11.7%	-59
Delinquency	42	▼	-46.2%	-36

Juvenile Miscellaneous	5	▲	-28.6%	-2
New to Workload Study	2	▲	-	+2
Other	199	▲	+11.8%	+21
Protective Orders	89	▲	-27.6%	-34
Support	191	▲	+39.4%	+54
Traffic	8	▼	-38.5%	-5
GRAND TOTAL	1,525	▼	-3.6%	-57

2025 Overall GRAND TOTAL		Distribution of Caseload			Change*		Percentage (%) of Caseload			
<div>2025 <div></div></div> <div>2024 <div></div></div>	<div>7,635</div> <div>-501 -6.2%</div> <div>↓</div>	Adult	4,034	53%	-3.3%	▼	-138	Adult	51.3%	52.8%
		Juvenile	3,601	47%	-9.2%	▼	-363	Juvenile	48.7%	47.2%
		GRAND TOTAL	7,635	100%	-6.2%	▼	-501	GRAND TOTAL	100%	100%

Filings by Division & Code

Division	Case Type Description	Code	Summary	Change	% Change	Absolute Change
Adult	Misdemeanor	CM	1,063	▼	-7.3%	-84
	Other	OT	786	▼	+2.6%	+20
	Show Cause	SC	549	▼	-0.4%	-2
	Civil Support	VS	514	▼	-24.5%	-167
	Felony	CF	418	▲	+29.8%	+96
	Capias	CA	317	▼	+3.6%	+11
	Family Abuse - Protective Order	FP	282	▼	-4.1%	-12
	Remand Support	RS	31	▲	+10.7%	+3
	Motion - Protective Order	MP	22	▲	+4.8%	+1
	Non-Family Abuse Protective Order	AP	22	▼	-24.1%	-7
	Protective Order	PC	20	▲	+66.7%	+8
	Violation of Protective Order	PV	10	▼	-23.1%	-3
	Restricted License for Non-Support	SL	0	▼	-100.0%	-2
Total			4,034	▼	-3.3%	-138
Juvenile	Custody Visitation	CV	1,749	▼	-10.5%	-206
	Misdemeanor	DM	681	▼	-8.0%	-59
	Traffic	T	393	▼	-8.0%	-34
	Felony	DF	220	▲	+10.0%	+20
	Abuse and Neglect	AN	80	▲	+50.9%	+27
	Truancy	TR	70	▼	-12.5%	-10
	Status	ST	57	▼	-25.0%	-19
	Foster Care Review	FC	46	▲	+15.0%	+6
	Motion - Protective Order	MP	45	▼	-30.8%	-20
	Remand Custody	RC	45	▼	-10.0%	-5
	Permanency Planning	PH	40	▲	+14.3%	+5
	Remand Visitation	RV	36	▼	-26.5%	-13
	Child In Need of Services	CS	26	▼	-16.1%	-5
	Initial Foster Care	IF	23	▲	+27.8%	+5
	Paternity	PT	23	▼	-32.4%	-11
	Non-Family Abuse Protective Order	AP	21	▼	-65.0%	-39
	Terminate Parental Rights	TP	17	▼	-29.2%	-7
	Mental Commitment	MC	8	▲	+166.7%	+5
	Voluntary Continuing Services and Support Agreem	VA	8	▲	+60.0%	+3
	Temporary Detention Order	TD	7	▲	+133.3%	+4
	Child at Risk	RI	3	▲	+200.0%	+2
	Family Abuse - Protective Order	FP	1	▼	-75.0%	-3
	Other	OT	1	▼	-66.7%	-2
	Relief of Custody	CR	1	▲	-	+1
	Emancipation	EP	0	▼	-100.0%	-1
	Juvenile Support	JS	0	▼	-100.0%	-1
	Show Cause	SC	0	▼	-100.0%	-4
	Violation Family Abuse Protective Order	PS	0	▼	-100.0%	-2
Total			3,601	▼	-9.2%	-363
GRAND TOTAL			7,635	▼	-6.2%	-501

Filings by Major Case Category**

Category	Summary	Change	% Change	Absolute Change
Adult Criminal	2,236	▲	+2.4%	+52
Child Dependency	218	▲	+23.9%	+42
Child in Need of Services/Supervision	96	▼	-16.5%	-19
Custody and Visitation	1,772	▼	-10.9%	-217
Delinquency	901	▼	-4.4%	-41
Juvenile Miscellaneous	57	▼	-26.0%	-20
Other	914	▲	+1.3%	+12
Protective Orders	393	▼	-16.9%	-80
Support	655	▼	-23.0%	-196
Traffic	393	▼	-8.0%	-34
GRAND TOTAL	7,635	▼	-6.2%	-501

2025 Overall GRAND TOTAL		Distribution of Caseload			Change*		Percentage (%) of Caseload		
<div>2025 <div></div></div> <div>2024 <div></div></div> <div>737</div> <div>+96</div> <div>15.0%</div> <div>↑</div>	Adult		380	52%	29.3% ▲	+86	Adult	2024	2025
	Juvenile		357	48%	2.9% ▲	+10	Juvenile	45.9%	51.6%
	GRAND TOTAL		737	100%	15.0% ▲	+96	GRAND TOTAL	100%	100%

Filings by Division & Code

Division	Case Type Description	Code	Summary	Change	% Change	Absolute Change
Adult	Misdemeanor	CM	93	▼	-6.1%	-6
	Show Cause	SC	87	▲	+45.0%	+27
	Other	OT	73	▲	+46.0%	+23
	Civil Support	VS	64	▲	+73.0%	+27
	Family Abuse - Protective Order	FP	24	▲	+4.3%	+1
	Capias	CA	23	▲	+91.7%	+11
	Felony	CF	10	▲	+11.1%	+1
	Motion - Protective Order	MP	4	▲	-	+4
	Criminal Support	CS	1	▲	-	+1
	Remand Support	RS	1	▼	-50.0%	-1
	Non-Family Abuse Protective Order	AP	0	▼	-100.0%	-2
	Total		380	▲	29.3%	+86
Juvenile	Custody Visitation	CV	225	▲	+15.4%	+30
	Misdemeanor	DM	36	▼	-2.7%	-1
	Traffic	T	31	▲	+6.9%	+2
	Felony	DF	12	▼	-25.0%	-4
	Truancy	TR	11	▲	+37.5%	+3
	Abuse and Neglect	AN	9	▲	+80.0%	+4
	Initial Foster Care	IF	6	▲	+50.0%	+2
	Foster Care Review	FC	4	▼	-42.9%	-3
	Paternity	PT	4	▲	+33.3%	+1
	Permanency Planning	PH	4	▼	-42.9%	-3
	Terminate Parental Rights	TP	4	▼	-33.3%	-2
	Status	ST	3	▲	-40.0%	-2
	Temporary Detention Order	TD	3	▲	+50.0%	+1
	Voluntary Continuing Services and Support Agreement	VA	2	▲	-	+2
	Emergency Custody Order	EC	1	▼	-50.0%	-1
	Show Cause	SC	1	▲	-	+1
	Special Immigrant Juvenile Status	SI	1	▲	-	+1
	Family Abuse - Protective Order	FP	0	▼	-100.0%	-2
	Non-Family Abuse Protective Order	AP	0	▼	-100.0%	-1
	Other	OT	0	▼	-100.0%	-7
	Remand Custody	RC	0	▼	-100.0%	-5
	Remand Visitation	RV	0	▼	-100.0%	-6
	Total		357	▲	2.9%	+10
GRAND TOTAL			737	▲	15.0%	+96

Filings by Major Case Category**

Category	Summary	Change	% Change	Absolute Change
Adult Criminal	163	▲	+4.5%	+7
Child Dependency	29	▲		0
Child in Need of Services/Supervision	11	▲	+37.5%	+3
Custody and Visitation	229	▲	+15.7%	+31
Delinquency	49	▲	-7.5%	-4
Juvenile Miscellaneous	3	▲	-40.0%	-2
New to Workload Study	1	▲	-	+1

Other	78	▼	+5.4%	+4
Protective Orders	28	▲		0
Support	115	▲	+88.5%	+54
Traffic	31	▲	+6.9%	+2
GRAND TOTAL	737	▲	15.0%	+96

2025 Overall GRAND TOTAL		Distribution of Caseload			Change*		Percentage (%) of Caseload		
<div>2025 <div></div></div> <div>2024 <div></div></div> <div><div>306</div><div>+1</div><div>0.3%</div><div>↑</div></div>	Adult	150	49%	-2.6%	▼	-4	Adult	2024	2025
	Juvenile	156	51%	3.3%	▲	+5	Juvenile	50.5%	49.0%
	GRAND TOTAL	306	100%	0.3%	▲	+1	GRAND TOTAL	100%	100%

Filings by Division & Code

Division	Case Type Description	Code	Summary	Change	% Change	Absolute Change
Adult	Misdemeanor	CM	63	▲	+34.0%	+16
	Other	OT	25	▼	-26.5%	-9
	Civil Support	VS	23	▲	+21.1%	+4
	Show Cause	SC	22	▲	+37.5%	+6
	Family Abuse - Protective Order	FP	8	▼	-38.5%	-5
	Capias	CA	4	▼	-20.0%	-1
	Felony	CF	4	▼	-78.9%	-15
	Remand Support	RS	1	▲	-	+1
	Motion - Protective Order	MP	0	▼	-100.0%	-1
	Total		150	▼	-2.6%	-4
Juvenile	Custody Visitation	CV	46	▼	-37.8%	-28
	Misdemeanor	DM	43	▲	+10.3%	+4
	Truancy	TR	26	▲	+766.7%	+23
	Felony	DF	12	▲	+300.0%	+9
	Traffic	T	12	▼	-20.0%	-3
	Remand Custody	RC	4	▲	-	+4
	Remand Visitation	RV	4	▲	-	+4
	Abuse and Neglect	AN	2	▼	-83.3%	-10
	Child In Need of Services	CS	2	▲	+100.0%	+1
	Permanency Planning	PH	2	▲	-	+2
	Status	ST	2	↔	-	-
	Non-Family Abuse Protective Order	AP	1	▲	-	+1
	Mental Commitment	MC	0	▼	-100.0%	-1
	Temporary Detention Order	TD	0	▼	-100.0%	-1
	Total		156	▲	3.3%	+5
GRAND TOTAL			306	▲	0.3%	+1

Filings by Major Case Category**

Category	Summary	Change	% Change	Absolute Change
Adult Criminal	81	▼	+1.3%	+1
Child Dependency	4	▲	-66.7%	-8
Child in Need of Services/Supervision	28	▲	+600.0%	+24
Custody and Visitation	46	▼	-37.8%	-28
Delinquency	55	▲	+31.0%	+13
Juvenile Miscellaneous	2	↔	-	0
Other	34	▲	-5.6%	-2
Protective Orders	9	▲	-35.7%	-5
Support	35	▲	+34.6%	+9
Traffic	12	▼	-20.0%	-3
GRAND TOTAL	306	▲	0.3%	+1